



# SOUTH CAROLINA BASKETBALL

MBB CONTACT: EMILY MILES // EFEENEY@MAILBOX.SC.EDU // 803-777-7743 // @EMILYMILES\_SID

## 2016-17 SCHEDULE

OVERALL: 6-0 | SEC: 0-0

### NOVEMBER

6	Newberry +	W, 107-89
11	Louisiana Tech	W, 85-76
13	Holy Cross %	W, 81-49
15	Monmouth %	W, 70-69 (OT)
18	SC State %	W, 92-50
23	No. 25/24 Michigan	W, 61-46
26	vs. No. 18/16 Syracuse!	W, 64-50

### DECEMBER

1	Vermont	6:30 p.m./SECN+
4	FIU	2 p.m./SECN+
12	vs. Seton Hall &	9 p.m./TBD
17	at USF	1 p.m./CBSSN
21	Clemson	9 p.m./ESPNU
27	Lander	7 p.m./SECN
30	at Memphis	9 p.m./ESPNU

### JANUARY

4	at Georgia*	7 p.m./ESPNU
7	Texas A&M*	1:30/4:30 p.m./CBS
11	at Tennessee*	6:30 p.m./ SECN
14	Ole Miss*	6:30 p.m./ESPNU
18	Florida*	6:30 p.m./ SECN
21	at Kentucky*	4-8 p.m./ESPN/2
24	Auburn*	6:30 p.m./ SECN
28	at Missouri*	8:30 p.m. SECN

### FEBRUARY

1	at LSU*	9 p.m./ SECN
4	Georgia*	2 p.m./ESPN/2
7	Alabama*	6:30 p.m./ SECN
11	at Mississippi State*	8 p.m./ESPN2
15	Arkansas*	6:30 p.m./ SECN
18	at Vanderbilt*	8:30 p.m./ SECN
21	at Florida*	7 p.m./ESPN
25	Tennessee*	1 p.m./ SECN
28	Mississippi State*	7 p.m./ESPNU

### MARCH

4	at Ole Miss*	8:30 p.m./ SECN
8-12	TBA (SEC Tournament)	TBA

All home games in **bold** | All times listed Eastern

\* indicates SEC contest | + indicates exhibition | SECN+ - SEC Network + | SECN - SEC Network | CBSSN - CBS Sports Network | % - Brooklyn Hoops Holiday Invitational (Columbia, S.C.) | ! - Brooklyn Hoops Holiday Invitational (Brooklyn, N.Y.) | & - Under Armour Reunion (New York, N.Y.)

## No. 20/23 SOUTH CAROLINA (6-0) vs. VERMONT (6-2)

THURS., DEC. 1 • COLONIAL LIFE ARENA (18,000) • COLUMBIA, S.C. • 6:30 P.M. • SECN+



GAMECOCKS



CATAMOUNTS

VS.

**Head Coach:** Frank Martin (FIU, '93)  
**Record At Carolina:** 76-63 (5th season)  
**Career Record:** 193-117 (10th season)  
**Record vs. Vermont:** 0-0

**Top scorer:** Thornwell (20.0)  
**Top rebounder:** Thornwell (7.0)  
**Top assist maker:** Thornwell (3.3)  
**Media Relations:** Emily Miles  
**Twitter Updates:** @GamecockMBB

**Head Coach:** John Becker (Catholic University, '90)  
**Record At Vermont:** 116-65 (6th season)  
**Career Record:** Same  
**Record vs. S. Carolina:** 0-0

**Top scorer:** Henson (13.5)  
**Top rebounder:** Lamb (6.1)  
**Top assist maker:** Bell-Haynes (4.5)  
**Media Relations:** Dustin Parker  
**Twitter Updates:** @UVMMBB

## GAME 7

**Broadcast:** SEC Network +  
**Play-By-Play:** Burch Antley  
**Analyst:** Carey Rich

**Radio:** Gamecock Radio Network  
**Play-By-Play:** Derek Scott  
**Analyst:** Casey Manning  
**Sirius:** 145; **XM:** 380

**Watch:** WatchESPN  
**Live Stats:** GamecocksOnline.com  
**Tickets:** GamecocksOnline.com

**Series:** South Carolina leads 1-0  
**Last Meeting:** 66-65 SC win on Dec. 29, 1979, in Durham, N.C.  
**Series In Columbia:** First meeting in Columbia

### PROBABLE STARTERS

SOUTH CAROLINA	HT.	WT.	YR.	HOMETOWN	PPG	RPG	MP
G - #10 Duane Notice	6-2	225	Sr.	Toronto, Ontario	10.5	2.0	30.8
G - #0 Sindarius Thornwell	6-5	211	Sr.	Lancaster, S.C.	20.0	7.0	31.3
G - #15 PJ Dozier	6-6	205	So.	Columbia, S.C.	10.2	3.8	25.8
F - #21 Maik Kotsar	6-10	245	Fr.	Tallin, Estonia	9.2	3.7	21.8
F - #30 Chris Silva	6-9	223	So.	Libreville, Gabon	9.0	6.0	16.8

VERMONT	HT.	WT.	YR.	HOMETOWN	PPG	RPG	MPG
G - #2 Trae Bell-Haynes	6-2	175	Jr.	Toronto, Canada	9.1	1.9	28.9
G - #20 Ernie Duncan	6-3	190	R-So.	Evansville, Ind.	11.5	3.1	26.3
F - #3 Anthony Lamb	6-6	227	Fr.	Rochester, N.Y.	10.6	6.1	21.8
F - #34 Kurt Steidl	6-6	190	Sr.	Ridgefield, Conn.	8.5	4.1	26.9
F - #35 Payton Henson	6-8	215	R-Jr.	Siloam Springs, Ark.	13.5	6.0	25.4

### TODAY'S GAME

South Carolina returns home four two straight games, beginning on Thursday when Vermont travels to Columbia. The meeting versus the Catamounts marks just the second all-time for Carolina, and the first since the 1979-80 campaign. The Gamecocks look to capture their seventh-straight win to open the season for just the third time since the 2003-04 campaign.

### GAME STORYLINES

- South Carolina is in its 109th season of varsity basketball in 2016-17.
- On the sidelines, Frank Martin is joined by associate head coach Matt Figger, assistant coaches Perry Clark and Bruce Shingler, and director of operations Andy Assaley.
- South Carolina enters Thursday's matchup ranked in the top five in the country in both scoring defense (5th, 56.7) and field goal percentage defense (32.3%) after holding both opponents last week, Michigan (19.2%) and Syracuse (31.8%) to their season low in the category.
- The Gamecocks posted their second-straight win over a ranked opponent when they defeated No. 18/16 Syracuse last Saturday at the Barclays Center in the final game of the Brooklyn Hoops Holiday Invitational. Carolina held Syracuse to just 31.8 percent from the floor, while out-scoring the Orange 30-8 in points in the paint. Senior guard Sindarius Thornwell and freshman big Maik Kotsar paced the Gamecock offense with 16 points each, while sophomore guard PJ Dozier picked up the first double-double of his career with 15 points and a career high 10 rebounds.
- Following the win over Syracuse, the Gamecocks are now 3-0 all-time at the Barclays Center.
- Carolina is one of just 19 unbeaten teams remaining in the country (as of Nov. 30).
- In the SEC stats the Gamecocks lead the league in scoring defense (56.7), field goal percentage defense (32.3%) and rebound margin (+10.2).





















### SOCIAL HUB

@GAMECOCKMBB // #GAMECOCKS  
FACEBOOK.COM/GAMECOCKMBB



# SOUTH CAROLINA GAMECOCKS

Overall: 6-0; SEC: 0-0; Home: 5-0; Away: 0-0; Neutral: 1-0

0		<b>SINDARIUS THORNWELL</b> - Sr. - G - 6-5 - 211 - Lancaster, S.C. <b>MIN</b> <b>PTS</b> <b>RBS</b> <b>AST</b> <b>FG%</b> <b>3FG%</b> <b>FT%</b> 31.3 20.0 7.0 3.3 48.7 48.1 86.8	- Fourth-straight 20-point game with 21 and 10 rebounds in win vs. Michigan - Was 8-of-12 from the field vs. Michigan, also three assists and a team high three blocks - Named the SEC Player of the Week on Nov. 28 after leading Carolina with 16 points, six rebounds, five assists and three steals in upset win over Syracuse - Named the Brooklyn Hoops Holiday Invite MVP
1		<b>KORY HOLDEN</b> - Jr. - G - 6-1 - 181 - Salisbury, Md. <b>MIN</b> <b>PTS</b> <b>RBS</b> <b>AST</b> <b>FG%</b> <b>3FG%</b> <b>FT%</b> 36.3 17.7 3.0 4.2 39.4 38.8 79.5	- Junior guard who transferred from Delaware and will have to sit out the 2016-17 season due to NCAA transfer rules - Tallied 892 points in two seasons at Delaware - Stats listed are from sophomore season at Delaware
2		<b>HASSANI GRAVETT</b> - R-So. - G - 6-1 - 183 - Villa Rica, Ga. <b>MIN</b> <b>PTS</b> <b>RBS</b> <b>AST</b> <b>FG%</b> <b>3FG%</b> <b>FT%</b> 20.8 3.8 2.7 2.3 31.3 21.4 0.0	- Averaged 16.1 points, 7.1 rebounds and 3.8 assists per game at Pensacola State, hitting 41.3 percent from the field - Eight points with two rebounds in win vs. SC State - Four rebounds and a team high four assists in win vs. Michigan
4		<b>RAKYM FELDER</b> - Fr. - G - 5-10 - 210 - Brooklyn, N.Y. <b>MIN</b> <b>PTS</b> <b>RBS</b> <b>AST</b> <b>FG%</b> <b>3FG%</b> <b>FT%</b> 9.6 3.4 1.0 1.2 54.5 75.0 40.0	- Labeled as a strong finisher at the rim and an excellent defender - 16 points, four rebounds and six assists as a senior at Lincoln High School - Tallied eight points in season debut vs. Holy Cross, hitting a pair of 3s in the win - Nine points, two assists, two blocks and two steals in 17 minutes vs. SC State
5		<b>TEMARCUS BLANTON</b> - R-So. - G - 6-5 - 206 - Locust Grove, Ga. <b>MIN</b> <b>PTS</b> <b>RBS</b> <b>AST</b> <b>FG%</b> <b>3FG%</b> <b>FT%</b> 4.7 3.0 1.7 0.0 60.0 66.7 50.0	- Made season debut vs. Holy Cross, hitting a 3 off the bench - Played 7 minutes off the bench in win vs. Monmouth, hitting a clutch 3 - DNP vs. SC State and Michigan due to an abdominal strain - Hit a jumper in return to the court in upset win vs. Syracuse
10		<b>DUANE NOTICE</b> - Sr. - G - 6-2 - 225 - Toronto, Canada <b>MIN</b> <b>PTS</b> <b>RBS</b> <b>AST</b> <b>FG%</b> <b>3FG%</b> <b>FT%</b> 30.8 10.5 2.0 2.2 38.8 37.5 72.2	- 17 points, three assists/3-of-6 from 3 in opener vs. La Tech - Assist on game-winner in OT victory vs. Monmouth; 15 points, 5 assists 3 steals vs. Hawks - Five points and four assists in win vs. SC State - 13 points and five rebounds in win vs. Michigan - Seven points with two assists in upset win over Syracuse
12		<b>KHADIM GUEYE</b> - Fr. - F - 7-0 - 235 - Dakar, Senegal <b>MIN</b> <b>PTS</b> <b>RBS</b> <b>BLK</b> <b>FG%</b> <b>3FG%</b> <b>FT%</b> 8.2 1.0 1.5 0.5 20.0 0.0 1.000	- Labeled as a strong and physical center who runs the floor well - Averaged 9.3 points, 9.5 rebounds and 1.2 blocks per game last season at Victory Rock Prep - Tallied first points of the season vs. SC State, scoring six points with five rebounds
13		<b>TOMMY CORCHIANI</b> - Fr. - G - 6-1 - 173 - Raleigh, N.C. <b>MIN</b> <b>PTS</b> <b>RBS</b> <b>AST</b> <b>FG%</b> <b>3FG%</b> <b>FT%</b> 3.0 0.0 1.0 0.0 0.0 0.0 0.0	- Averaged 12 points, four rebounds and four assists during senior season at Ravenscroft High School - Son of former NC State standout Chris Corchiani - Saw action vs. SC State, collecting a rebound
14		<b>RAN TUT</b> - Jr. - F - 6-9 - 210 - Melbourne, Australia <b>MIN</b> <b>PTS</b> <b>RBS</b> <b>AST</b> <b>FG%</b> <b>3FG%</b> <b>FT%</b> 8.8 1.5 3.0 0.3 42.9 0.0 0.0	- Played two seasons at Monroe College, averaging 10.4 points, 5.9 rebounds and 1.1 blocks in 21.0 minutes per game - Prior to time at Monroe, attended Victory Rock Prep in Bradenton, Fla. - Valuable minutes off the bench in opener vs. La Tech, 4 points, 6 rebounds
15		<b>PJ DOZIER</b> - So. - G - 6-6 - 205 - Columbia, S.C. <b>MIN</b> <b>PTS</b> <b>RBS</b> <b>AST</b> <b>FG%</b> <b>3FG%</b> <b>FT%</b> 25.8 10.2 3.8 2.7 38.9 40.0 91.7	- After going scoreless in regulation, hit the game-winning jumper at the buzzer to propel Carolina to OT win over Monmouth; scored 6 of 10 OT points for Carolina - Tallied eight points with a team high six assists and three steals in win vs. SC State - First career double-double with 15 points and 10 rebounds in upset win over Syracuse; also team high three steals
20		<b>JUSTIN MCKIE</b> - Sr. - G - 6-4 - 204 - Columbia, S.C. <b>MIN</b> <b>PTS</b> <b>RBS</b> <b>AST</b> <b>FG%</b> <b>3FG%</b> <b>FT%</b> 20.3 5.8 3.7 0.7 48.4 20.0 40.0	- Tallied 10 points of 5-of-7 shooting in win vs. Holy Cross - Solid in OT win vs. Monmouth, 8 points, career high 6 rebounds in 27 minutes - Six points with four rebounds and two steals in win vs. SC State - Five points and four rebounds in win over Michigan
21		<b>MAIK KOTSAR</b> - Fr. - F - 6-10 - 245 - Tallin, Estonia <b>MIN</b> <b>PTS</b> <b>RBS</b> <b>BLK</b> <b>FG%</b> <b>3FG%</b> <b>FT%</b> 21.8 9.2 3.7 0.3 75.0 0.0 58.3	- Perfect 7-of-7 from the field in win vs. SC State, just missing on a double-double with 15 points and eight rebounds - Another solid outing vs. Michigan, 10 points and five rebounds with two assists - Tied for the team lead with 16 points, adding two rebounds and two steals in upset win over Syracuse; was 7-of-9 from the field vs. the Orange
23		<b>EVAN HINSON</b> - Fr. - G - 6-4 - 238 - Deltona, Fla. <b>MIN</b> <b>PTS</b> <b>RBS</b> <b>AST</b> <b>FG%</b> <b>3FG%</b> <b>FT%</b> - - - - - - -	- Averaged 23.5 points, 6.8 rebounds and 4.7 assists per game as a junior when he was named the Daytona Beach News-Journal's Player of the Year on the hardwood - Also a member of the Carolina football team, playing right end
24		<b>SEDEE KEITA</b> - Fr. - F - 6-9 - 240 - Philadelphia, Pa. <b>MIN</b> <b>PTS</b> <b>RBS</b> <b>AST</b> <b>FG%</b> <b>3FG%</b> <b>FT%</b> 11.5 0.0 1.0 0.5 0.0 0.0 0.0	- Was sidelined during preseason camp due to a wrist injury - Cleared for practice on Monday, Nov. 21 - Made season debut vs. Michigan, pulling two a rebound - Saw action vs. Syracuse, collecting a rebound, an assist, a block and a steal
25		<b>CHRISTIAN SCHMITT</b> - Fr. - G - 6-0 - 175 - Mars, Pa. <b>MIN</b> <b>PTS</b> <b>RBS</b> <b>AST</b> <b>FG%</b> <b>3FG%</b> <b>FT%</b> 3.0 0.0 0.0 0.0 0.0 0.0 0.0	- Walk-on who joined the Gamecocks this fall - Averaged 12.0 points, 3.0 rebounds and 5.0 assists per game during senior season at Mars Area High - Saw action vs. SC State
30		<b>CHRIS SILVA</b> - So. - F - 6-9 - 223 - Libreville, Gabon <b>MIN</b> <b>PTS</b> <b>RBS</b> <b>BLK</b> <b>FG%</b> <b>3FG%</b> <b>FT%</b> 16.8 9.0 6.0 1.7 58.1 0.0 72.0	- Collected first-career double-double with 10 points and 10 rebounds in OT win vs. Monmouth - 11 points with seven rebounds and three blocks in win vs. SC State - 10 points, three rebounds, an assist and block in win over Michigan - Three points with six rebounds in the upset win over Syracuse
31		<b>JARRELL HOLLIMAN</b> - R-Jr. - F - 6-7 - 206 - Alpharetta, Ga. <b>MIN</b> <b>PTS</b> <b>RBS</b> <b>AST</b> <b>FG%</b> <b>3FG%</b> <b>FT%</b> 10.8 1.0 1.0 0.5 50.0 0.0 0.0	- R-junior forward who saw action in four contests last season - Career high 14 minutes in opener vs. La Tech, scoring first points of his career, finishing with four points and an assist - Collected a rebound vs. Holy Cross in 12 minutes off the bench
34		<b>JOHN RAGIN</b> - So. - G - 6-2 - 177 - Eastover, S.C. <b>MIN</b> <b>PTS</b> <b>RBS</b> <b>AST</b> <b>FG%</b> <b>3FG%</b> <b>FT%</b> - - - - - - -	- Saw action in four contests before an illness sidelined him for the final 11 games of the season - Tallied two points in home win vs. Francis Marion (Dec. 30)

## INTERVIEW POLICIES

All interview requests must be made in advance to SID Emily Miles in the South Carolina Media Relations Office. Beginning with the start of practice in October, Miles will release a weekly coach and student-athlete availability schedule to media on Mondays.

**Post-Game Interview Policy:** After each home game, the visiting coach will address the media first, followed by South Carolina student-athletes then South Carolina head coach Frank Martin. (Depending on deadline, this may be altered on a game-by-game basis).

**Road Interview Policy:** Interviews with Coach Martin and Gamecock student-athletes while on the road will be scheduled according to the home post-game media procedure.

All interviews are to be coordinated through the Media Relations Office. This allows the staff to arrange the interview when it best suits the student-athlete's and the reporter's schedules. Please contact the Media Relations Office in advance to make your interview requests. Media are not permitted to contact student-athletes on their own at any time.

All interviews will take place at the designated media interview site for that day as listed in the weekly availability schedule or in the Media Relations Office.

Dormitory, apartment and cell phone numbers for student-athletes will not be provided to the media. Should you need to conduct a telephone interview with a student-athlete, a call will be placed to you from the student-athlete at a mutually agreeable time.

### SOUTH CAROLINA MEDIA RELATIONS

**Emily Miles, primary contact**  
**Associate Director**

cell: 803-727-3284

e-mail: efeeney@mailbox.sc.edu

Twitter: @EmilyMiles\_SID

Website: www.GamecocksOnline.com

Facebook: www.Facebook.com/GamecockMBB

Twitter: @GamecockMBB

Instagram: @GamecockMBB

## STAT COMPARISON

	SC	VERMONT	NCAA Rank
Record	6-0	6-2	1/74
Conference Record	-	-	-
Current Streak	W6	W1	-
Scoring Avg.	75.5	74.0	154/184
Opponent Scoring Avg.	56.7	63.9	5/47
Scoring Margin	+18.8	+10.1	16/83
Field Goal %	.468	.485	94/49
Opponent Field Goal %	.323	.399	4/80
3-Point Field Goal %	.376	.363	96/131
Opponent 3-Point Field Goal %	.252	.316	12/114
3-Point Field Goal Made PG	7.3	7.8	175/147
3-Point Field Goal Attempts PG	19.5	21.4	239/39%
Free Throw %	.728	.754	84/46
Opponent Free Throw %	.709	.728	-
Rebounding Avg.	39.5	35.6	78/234
Opponent Rebounding Avg.	29.3	31.8	-
Rebounding Margin	+10.2	+3.9	17/125
Turnovers Avg.	14.5	13.8	228/178
Opponent Turnover Avg.	14.7	14.0	134/175
Assists Avg.	14.7	14.6	125/132
Blocks Avg.	5.2	2.8	42/236
Steals Avg.	6.7	6.9	146/135

% indicates total attempts

NCAA stats games through Nov. 29

## BY THE NUMBERS

### 4th

South Carolina ranks fourth nationally in field goal percentage defense, allowing opponents to hit just 32.3% from the floor this season.

### <40%

The Gamecocks have held five of six opponents this season to under 40% from the field, including Michigan, which shot just 19.2% in the matchup on Nov. 23.

### 48.7%

Senior guard Sindarius Thornwell ranks second in the SEC hitting a blistering 48.7% from the field, and 48.1% from 3-point range. Both numbers are currently a career best.

### 20+

Seven different Gamecocks are currently averaging at least 20 minutes per game, led by Thornwell's 31.3 minutes per outing.

## A SOUTH CAROLINA WIN WOULD ...

- Mark just the third time the Gamecocks have began a season 7-0 since the 2003-04 campaign; Carolina began that season 7-0, and began the 2015-16 campaign with 15-straight wins
- Be the Gamecocks' 22nd win in the last 25 games at Colonial Life arena
- Be Carolina's first win over a current member of the America East Conference since posting a 79-67 win over Hartford on Jan. 9, 1985

- For his play in the wins vs. Michigan and Syracuse, senior guard Sindarius Thornwell was named the Nov. 28 SEC Player of the Week. It was the second Player of the Week honor of his career.

- Paced by Sindarius Thornwell's fourth 20-point game of the season, and a stifling defensive pressure throughout the game, South Carolina held No. 25/24 Michigan to just 19.2 percent (10-52) from the field en route to a 61-46 victory over the Wolverines at Colonial Life Arena on Nov. 23. The Wolverines finished with just two assists after averaging 14.3 in their first four games.

- The Gamecocks held Michigan to just 19.2 percent from the field on Nov. 23. It marked the fourth-straight opponent the Gamecocks have held under 40% from the field (Holy Cross: 37.8%; Monmouth: 30.8%; SC State: 30.8%; Michigan: 19.2%).

- The Gamecocks posted a 90-52 victory over visiting SC State on Nov. 18. Senior guard Sindarius Thornwell led Carolina for the fourth-straight game with a game best 22 points. Freshman forward Maik Kotsar was a perfect 7-of-7 from the field and tallied 15 points, and sophomore big Chris Silva added 11. Carolina shot 50.8% (33-65) from the field, marking its third game shooting 50% or better this season.

- The Gamecocks claimed a hard-fought overtime victory over visiting Monmouth on Nov. 15, fueled by a buzzer beater jumper from sophomore guard PJ Dozier in overtime for the 70-69 win. South Carolina held Monmouth to just 23.3 percent (7-30) from the field in the opening half with stifling defense, but the Gamecock offense was unable to find its rhythm as well, hitting a slightly better 26.7 percent (8-30) in the set. The game had several scoring runs, with the team's trading the lead late in the second half which resulted in the extra time. Senior guard Sindarius Thornwell led Carolina for the third-straight game, scoring 23 points, with nine rebounds, five assists, three blocks and two steals.

- Sophomore forward Chris Silva posted the first double-double of his career in the win vs. the Hawks with 10 points and a team high 10 rebounds.

- South Carolina hit 27 baskets, including 12 3s, in an 81-49 win over Holy Cross on Nov. 13 at Colonial Life Arena in the first of three home

contests as part of the Brooklyn Hoops Holiday Invitational. Senior guard Sindarius Thornwell once again paced the Gamecocks with 20 points, marking the 16th 20-point game of his career.

- South Carolina won its 16th-straight season opener on Nov. 11, posting an 85-76 victory over Louisiana Tech at Colonial Life Arena. It would be a game that would go down to the wire, as a late surge fueled by back-to-back transition dunks from South Carolina's Chris Silva and Sindarius Thornwell would secure the win. Carolina hit 52.6 percent from the field, and was led by Thornwell's 18 points and seven rebounds.

- South Carolina returns two starters and eight letterwinners from last season's squad that posted a 25-9 overall record, matching the Carolina record for total wins.

- Those returning starters feature the only backcourt in the SEC with two 1,000-point scorers, in senior guards Sindarius Thornwell and Duane Notice. The duo accounted for 24.2 points and 6.1 assists per game last season.

- Thornwell was named to the SEC All-Defensive Team last March, while Notice was named the league's Sixth Man Of the Year.

- The Gamecocks return just 49.4 percent of their scoring from a year ago, with the departure of three senior starters in Michael Carrera (14.5 ppg), Laimonas Chatkevicius (10.2 ppg) and Mindaugas Kacinas (9.9 ppg).

- The Gamecocks began the 2015-16 season 15-0, their best start since the 1933-34 campaign.

- Carolina welcomes 10 newcomers to the squad this season in Tommy Corchiani, Rakym Felder, Hassani Gravett, Khadim Gueye, Evan Hinson, Kory Holden, Sedee Keita, Maik Kotsar, Christian Schmitt and Ran Tut.

## KEY STAT

South Carolina out-scored Syracuse 30-8 in points in the paint last Saturday. For the season, the Gamecocks average 33.7 points in the paint per game, compared to just 17.3 by its opponents.

## ASSOCIATED PRESS TOP 25

Nov. 28, 2016

Rk.	Team	Record	Pts.
1	Kentucky (40)	6-0	1,590
2	Villanova (20)	6-0	1,567
3	North Carolina (4)	7-0	1,497
4	Kansas	5-1	1,414
5	Duke	6-1	1,365
6	Virginia	6-0	1,286
7	Xavier	6-0	1,181
8	Gonzaga	6-0	1,112
9	Baylor (1)	6-0	1,068
10	Creighton	6-0	965
11	UCLA	7-0	955
12	Saint Mary's	5-0	866
13	Indiana	4-1	857
14	Louisville	5-1	808
15	Purdue	5-1	687
16	Arizona	5-1	655
17	Wisconsin	5-2	555
18	Butler	6-0	506
19	Iowa State	5-1	389
<b>20</b>	<b>South Carolina</b>	<b>6-0</b>	<b>379</b>
21	Rhode Island	5-1	354
22	Syracuse	4-1	229
23	Oregon	4-2	189
24	Florida	6-1	154
25	West Virginia	4-1	132

Others receiving votes: Maryland 126, Notre Dame 85, Cincinnati 49, Michigan State 28, Ohio State 22, Michigan 13, Temple 8, USC 7, Houston 6, Florida State 5, VCU 5, California 3, Tennessee State 2, Virginia Tech 1, Arkansas State 1, San Diego State 1, Colorado 1, Minnesota 1, Rutgers 1

Dropped from rankings: Texas 22, Michigan State 24, Michigan 25, Florida State 25

## ESPN/USA TODAY TOP 25

Nov. 28, 2016

Rk.	Team	Record	Pts.
1	Kentucky (23)	6-0	784
2	Villanova (5)	6-0	756
3	North Carolina (2)	7-0	727
4	Duke (2)	6-1	668
5	Kansas	5-1	662
6	Virginia	6-0	659
7	Xavier	6-0	625
8	Gonzaga	6-0	534
9	UCLA	7-0	507
10	Indiana	4-1	457
11	Baylor	6-0	407
12	Creighton	6-0	400
13	Saint Mary's	5-0	388
14	Louisville	5-1	381
15	Arizona	5-1	364
16	Purdue	5-1	307
17	Wisconsin	5-2	250
18	Butler	6-0	200
19	West Virginia	4-1	157
20	Oregon	4-2	151
21	Iowa State	5-1	149
22	Maryland	7-0	144
<b>23</b>	<b>South Carolina</b>	<b>6-0</b>	<b>141</b>
24	Syracuse	4-1	133
25	Rhode Island	5-1	116

Others receiving votes: Florida 74, Notre Dame 64, Michigan 47, Michigan State 43, Cincinnati 18, Colorado 15, California 13, Texas A&M 13, Texas 10, Oklahoma State 9, Ohio State 7, Florida State 4, Miami 4, Oklahoma 3, Wichita St 2, Arkansas 2, Fort Wayne 1, VCU 1, Temple 1, Virginia Tech 1, USC 1

Dropped from rankings: Michigan State 20, Texas 21, Michigan 24



## SOUTHEASTERN CONFERENCE STANDINGS

As of Nov. 30

Team	Conference	Overall
Kentucky	0-0	7-0
South Carolina	0-0	6-0
Florida	0-0	6-1
Auburn	0-0	5-1
Ole Miss	0-0	5-1
Arkansas	0-0	4-1
LSU	0-0	5-2
Alabama	0-0	4-2
Georgia	0-0	4-2
Mississippi State	0-0	4-2
Texas A&M	0-0	4-2
Vanderbilt	0-0	4-3
Missouri	0-0	3-3
Tennessee	0-0	2-3

## COACHES TELECONFERENCE

The weekly SEC men's basketball coaches teleconference will be held Monday, Jan. 2 and 16; Thursday, Jan. 26; Monday, Feb. 6, 20 and March 6. Media representatives wishing to participate in the teleconference should contact the SEC Communications Department for further details. Each coach will appear on the teleconference for seven minutes, according to the following schedule:

### ORDER OF APPEARANCE

(All Times Eastern)

11:00 a.m.	Bryce Drew, Vanderbilt
11:07 a.m.	Mike White, Florida
<b>11:14 a.m.</b>	<b>Frank Martin, South Carolina</b>
11:21 a.m.	Mark Fox, Georgia
11:28 a.m.	Johnny Jones, LSU
11:35 a.m.	John Calipari, Kentucky
11:42 a.m.	Rick Barnes, Tennessee
11:49 a.m.	Mike Anderson, Arkansas
11:56 a.m.	Avery Johnson, Alabama
12:03 a.m.	Bruce Pearl, Auburn
12:10 a.m.	Andy Kennedy, Ole Miss
12:17 a.m.	Ben Howland, Miss. State
12:24 a.m.	Kim Anderson, Missouri
12:31 a.m.	Billy Kennedy, Texas A&M

In addition, the SEC men's basketball teams who make it to postseason will be on a teleconference on Monday, March 13 beginning at 10:00 a.m. CT.

All SEC basketball teleconferences can be listened to on the internet at [www.secdigitalnetwork.com](http://www.secdigitalnetwork.com) shortly after the conclusion of the teleconference.

## CAROLINA BENCH PRODUCTION

GAME	SC-OPP	DIFF.	BENCH SCORER
La Tech	18-19	-1	Gravett, 7
Holy Cross	25-9	+16	McKie, 10
Monmouth	12-14	-2	McKie, 8
SC State	31-9	+22	Felder, 9
Michigan	7-15	-8	McKie, 5
vs. Syracuse	7-7	-	McKie, 3
Vermont			
FIU			
vs. Seton Hall			
at USF			
Clemson			
Lander			
at Memphis			
at Georgia			
Texas A&M			
at Tennessee			
Ole Miss			
Florida			
at Kentucky			
Auburn			
at Missouri			
at LSU			
Georgia			
Alabama			
at Mississippi State			
Arkansas			
at Vanderbilt			
at Florida			
Tennessee			
Mississippi State			
at Ole Miss			

## SPECIALTY STATS

(PP) points in paint; (OT) points off turnovers; (2nd) second chance points; (FB) fast break points

(South Carolina-Opponent)

GAME	PP	OT	2ND	FB
La Tech	38-30	17-18	19-9	13-10
Holy Cross	30-20	12-9	13-4	14-4
Monmouth	24-26	10-13	12-17	0-10
SC State	44-12	23-9	28-4	14-4
Michigan	36-8	14-8	9-10	8-0
vs. Syracuse	30-8	11-11	9-10	8-3
Vermont				
FIU				
vs. Seton Hall				
at USF				
Clemson				
Lander				
at Memphis				
at Georgia				
Texas A&M				
at Tennessee				
Ole Miss				
Florida				
at Kentucky				
Auburn				
at Missouri				
at LSU				
Georgia				
Alabama				
at Mississippi State				
Arkansas				
at Vanderbilt				
at Florida				
Tennessee				
Mississippi State				
at Ole Miss				
<b>SC Total</b>	<b>202</b>	<b>87</b>	<b>90</b>	<b>57</b>
<b>SC Average</b>	<b>34.4</b>	<b>14.5</b>	<b>15.0</b>	<b>9.5</b>
Opp Total	104	68	54	31
Opp Average	19.2	11.3	9.0	5.2

## UNIVERSITY INFORMATION

Location ..... Columbia, S.C.  
Founded ..... 1801  
Enrollment ..... 33,724  
Nickname ..... Gamecocks  
Colors ..... Garnet (PMS 202) and Black  
National Affiliation ..... NCAA Division I  
Conference ..... Southeastern (SEC)  
Athletics Web Address ..... www.GamecocksOnline.com  
University Web Address ..... www.sc.edu  
President ..... Dr. Harris Pastides  
NCAA Representative ..... Dr. Valinda Littlefield  
Athletics Director ..... Ray Tanner  
Basketball Administrator/Chief Operating Officer ..... Kevin O'Connell

## BASKETBALL STAFF/INFORMATION

Head Coach ..... Frank Martin  
Alma Mater ..... Florida International, '93  
Record At South Carolina/Seasons ..... 76-63 (.546), 5th season  
Overall Record/Seasons ..... 193-117 (.622), 10 season  
Assoc. Head Coach/Recruiting Coord. .... Matt Figger (Eastern Kentucky, '95)  
Assistant Coach ..... Perry Clark (Gettysburg, '74)  
Assistant Coach ..... Bruce Shingler (St. Augustine's College, '05)  
Director of Basketball Operations ..... Andy Assaley (Cincinnati, '96)  
Strength & Conditioning Coach ..... Scott Greenawalt (Muskingum College, '98)  
Athletic Trainer ..... Mark Rodger (Buffalo, '01)  
Video Coordinator ..... Jay Gibbons (Clayton State, '03)  
Student-Athlete Development ..... Doug Edwards (Florida State, '07)  
Student Assistant Coach ..... Brian Steele (South Carolina, '16)  
Graduate Student Manager ..... Ryan McIntyre (West Virginia, '16)  
Director of Social Media ..... Dushawn Davis (Coastal Carolina, '11)  
Special Assistant to the Head Coach ..... Jarrett Gerald (South Carolina, '11)  
Associate Media Relations Director ..... Emily Miles (Ball State, '03)  
Home Arena ..... Colonial Life Arena  
Capacity ..... 18,000  
Arena General Manager ..... Sid Kenyon  
Press Row Phone Number ..... 803-777-6182

## BASKETBALL HISTORY

First Year of Basketball ..... 1908  
All-Time Record ..... 1,373-1,212-1 (.530)  
Overall Postseason Record ..... 26-19  
NCAA Tournament Appearances ..... 8 (1971, 1972, 1973, 1974, 1989, 1997, 1998, 2004)  
NCAA Tournament Record ..... 4-9  
Last NCAA Tournament Appearance ..... 2004, L vs. Memphis, 59-43  
NIT Appearances ..... 11 (1969, 1975, 1978, 1983, 1991, 1996, 2001, 2002, 2005, 2006, 2009, 2016)  
NIT Record ..... 22-10  
Last NIT Appearance ..... 2016, L vs. Georgia Tech, 83-66  
Conference Championships/Titles .....  
..... SoCon Regular Season (1927, 1933, 1934, 1945); SoCon Tournament Champion (1933); ACC Regular Season (1970);  
..... ACC Champion (1971); SEC Regular Season (1997); SEC East Division Co-Champions (2009)

## MEDIA RELATIONS

Associate Media Relations Director/Men's Basketball ..... Emily Miles  
Miles' email ..... efeeney@mailbox.sc.edu  
Miles' office phone ..... 803-777-7743  
Miles' cell phone ..... 803-727-3284  
Miles on Twitter ..... @EmilyMiles\_SID  
Website ..... GamecocksOnline.com

## SCOUTING VERMONT

- The Catamounts are led by head coach John Becker in his sixth season.  
- The 2015-16 Vermont squad posted its eighth-straight season with at least 20 wins and advanced to the America East title game.  
- Vermont advanced to the postseason in 2015-16, playing in the College Basketball Invitational, advancing to the semifinals.  
- Vermont most recently defeated Yale on a last-second shot from sophomore Ernie Duncan.  
- Duncan's decisive shot marked the third time in the last four games where the outcome was decided on the last possession for Vermont. The Catamounts went 3-1 in the stretch.

## QUOTABLE

*Gamecock head coach Frank Martin on his team entering Thursday's matchup:*

"I'm real proud of our guys. Where we are at as a team, not just because we have won, but because of the way that they are learning to prepare, their fearlessness of opportunities, and the growth that we've show from the first day of practice to where we are at today."

## BY THE NUMBERS

**107** - Senior guard Sindarius Thornwell currently ranks tied for fifth all-time with 107 career game started in the Garnet and Black. He has started every game of his Carolina career. He is just one start away from tying Nate Davis for fourth all-time in the category.  
**12** - South Carolina's 12 steals in the win vs. Syracuse marked a season high in the category.  
**2,493** - Senior guards Duane Notice and Sindarius Thornwell have combined to score 2,493 points during their time in the Garnet and Black.  
**505** - Sindarius Thornwell ranks third among active players in the SEC with 505 career rebounds.  
**1,398** - Entering Saturday's matchup vs. Syracuse, senior guard Sindarius Thornwell ranks 16th all-time at Carolina with 1,398 career points. He needs just three points to pass Gamecock great Kevin Joyce for 15th all-time.  
**1,095** - Senior guard Duane Notice ranks 34th all-time at Carolina with 1,095 points entering Thursday's matchup vs. Vermont. He is 10 points away from surpassing Ray Pericola for 33rd all-time.  
**37.7%** - Senior guard Duane Notice ranks seventh all-time in Carolina history in career 3-point field goal percentage (37.7%, 162-429) entering Thursday's matchup with the Catamounts.  
**26-1** - Over the course of the last two seasons, the Gamecocks are 26-1 in games when leading at the half. Carolina was 20-1 last season when leading at the half, and 6-0 this season when holding the edge at the break.

## UP NEXT

South Carolina will host FIU on Sunday in a 2 p.m. ET matchup set to be broadcast on SEC Network+. Gamecock head coach Frank Martin is a 1993 FIU grad and owns a 1-0 all-time record vs. his alma mater.

## CAROLINA TRENDS UNDER MARTIN

*Gamecock trends under Frank Martin ...*

- South Carolina is 47-33 when posting at least six made 3s in a game.
  - South Carolina posted 12 made 3s in the 32-point win vs. Holy Cross on Nov. 13, 2016.
- South Carolina is 62-23 when scoring more points in the paint than its opponent.
  - The Gamecocks out-scored Syracuse 30-8 in points in the paint in the upset win at the Barclays Center on Nov. 26.
- South Carolina is 64-29 when holding its opponents to under 45 percent from the field.
  - South Carolina held Michigan to 19.2% from the field on Nov. 23.
- South Carolina is 62-27 when out-rebounding its opponent.
  - The Gamecocks out-rebounded SC State by 23 rebounds in the win on Nov. 18.

## SYRACUSE NOTABLES

- The Gamecocks picked up back-to-back wins over ranked opponents for the first time since 2008-09, when the team took down No. 24 Florida and No. 24 Kentucky over a span of ten days. Head coach Frank Martin now has 24 wins over top-25 teams in his career.  
- South Carolina is now 3-0 in the Barclays Center, with two straight wins over top-25 teams as well. The Gamecocks beat No. 9 Iowa State in its last trip to Brooklyn, on Jan. 3, 2015.  
- Sindarius Thornwell was named the Brooklyn Hoops Holiday Invite MVP after scoring 16 points with six rebounds, five assists and three steals.

- Maik Kotsar held his own against a tough interior presence from Syracuse. The freshman forward finished with a season-high 16 points and a pair of steals. This is the third straight game in double figures for the native of Tallin, Estonia.
- The Gamecocks picked up 12 steals in the win, a new season high. The previous best this year was seven against Monmouth.
- PJ Dozier tallied his first career double-double in the game, pulling down 10 rebounds to go with 15 points. The sophomore guard's previous high was nine against Hofstra on Nov. 22 of last season.
- South Carolina has now won two straight in the all-time series. The last matchup between the two programs came in the 2002 postseason NIT.

## MICHIGAN NOTABLES

- The win over Michigan marked head coach Frank Martin's 23rd over a ranked opponent in his career.
- The Gamecocks have now won 21 of their last 24 games in Colonial Life Arena.
- South Carolina picked up its first home win over a current member of the Big Ten since a 74-68 win at Frank McGuire Arena vs. Ohio State on Dec. 20, 1988.
- The win was the Gamecocks' first over a current member of the Big Ten since a 74-67 win over Penn State on Nov. 22, 2007, at the Old Spice Classic in Orlando.
- Senior guard Sindarius Thornwell, who tallied his fourth-straight 20-point performance, came into tonight's contest T-2 in the SEC in scoring at 20.8 ppg.
- Freshman big man Maik Kotsar finished with 10 points, marking his second-straight game in double figures. Sophomore forward Chris Silva (10) and senior Duane Notice (13) joined Kotsar and Thornwell in double figures.
- Carolina held Michigan's leading scorer, Zak Irvin, to just five points and 2-of-13 shooting. The five points were 9.5 under his season average of 14.5 entering Wednesday evening's game.
- Freshman forward Sedee Keita made his South Carolina debut late in the first half when he checked into the game.
- Sophomore guard Hassani Gravett logged a career-high playing 29 minutes off the bench Wednesday night.

## SC STATE NOTABLES

- With the win, South Carolina improves to 21-0 all-time vs. SC State.
- The Gamecocks have now won 20 of their last 23 games in Colonial Life Arena.
- Eight players logged 15 or more minutes for Carolina tonight.
- The Gamecocks shot 50.8 percent from the field, marking the second time this year the team shot 50 percent or better from the field.
- Senior guard Justin McKie led all bench players in minutes for the third-straight game (27).
- Sophomore guard PJ Dozier led the team with six assists.
- Freshman guard Rakym Felder led all bench scorers with nine points.

## EXHIBITION RECAP

South Carolina opened its 2016-17 season with a 107-89 exhibition win over Newberry College on Nov. 6 at Colonial Life Arena. Carolina shot 50.0 percent from the field in the game en route to its offensive outburst. Senior guard Sindarius Thornwell led all players with 34 points on 13-of-24 shooting. Thornwell recorded a double-double with 11 rebounds, which led the team. He also led the team with five assists and five blocks.

## THORNWELL NAMED TO PRESEASON SQUAD

Senior guard Sindarius Thornwell was named to the Preseason All-SEC First Team on Thursday by the league's coaches. Thornwell enters the season as the league's high scorer for active players with 1,278 career points. This marks the third-straight season that Thornwell has garnered preseason honors from the coaches, as he was named to the Preseason All-SEC Second Team prior to his sophomore and junior campaigns.

## 2016-17 SCHEDULE

South Carolina has an exciting schedule set for the 2016-17 campaign. The slate features 14 games, with 10 home contests, including one exhibition. Highlighting the non-conference portion of the schedule is the Gamecocks' participation in the Brooklyn Hoops Holiday Invitational, as well as a matchup versus Seton Hall in the Under Armour "Reunion" doubleheader at Madison Square Garden in mid-December. The Gamecocks will face eight teams that advanced to the postseason a year ago, with four of those NCAA Tournament participants, including Syracuse, which advanced to the Final Four.

## GAMECOCKS CONCLUDE HISTORIC 2015-16 REGULAR SEASON

South Carolina concluded an historic regular season on March 5, 2015, with a 76-61 win on the road at Arkansas. That victory set the school record for regular-season wins at 24. The Gamecocks began the season 15-0, their best start since the 1933-34 campaign, and the 24 wins marked the most since the 1996-97 squad also posted 24 victories. In addition, South Carolina's 11 SEC wins marked the most since 1998, match the second-most ever by a Carolina team and marked just the fourth time that the Gamecocks had double-digit SEC wins in their 25 years in the league.

## GAMECOCKS ANNOUNCE MARTIN'S MATH CLUB

The SC Education Oversight Committee (EOC) announced on Nov. 28 "Martin's Math Club," a partnership with University of South Carolina head men's basketball coach Frank Martin and the University of South Carolina Athletics Department. Martin, a former high school math educator, developed the project designed to help young people learn that math is fun and relevant in their daily lives. The inaugural "Martin's Math Club" contest will run from November 28, 2016-February 24, 2017. The contest provides the opportunity for teachers and students in grades Kindergarten through 8th grade to win two tickets to a Gamecock men's basketball home game. With assistance from SC math educators, the EOC published 18 standards-based lessons for K-8th grade that incorporate math and basketball. For more information visit [helpwithmathsc.org](http://helpwithmathsc.org).

## ROSTER BREAKDOWN

### Returning Starters (2)

Duane Notice  
Sindarius Thornwell  
*\*based on final game of 2015-16 season*

### Returning Letterwinners (8)

TeMarcus Blanton  
PJ Dozier  
Jarrell Holliman  
Justin McKie  
Duane Notice  
John Ragin  
Chris Silva  
Sindarius Thornwell

### Guards (12)

Tommy Corchiani  
Rakym Felder  
Evan Hinson  
PJ Dozier  
John Ragin  
TeMarcus Blanton  
Hassani Gravett  
Kory Holden  
Justin McKie  
Duane Notice  
Christian Schmitt  
Sindarius Thornwell

### Forwards (6)

Khadim Gueye  
Sedee Keita  
Maik Kotsar  
Chris Silva  
Ran Tut  
Jarrell Holliman

### By Height

Christian Schmitt (6-0)  
Rakym Felder (6-1)  
Tommy Corchiani (6-1)  
Hassani Gravett (6-1)  
Kory Holden (6-1)  
John Ragin (6-2)  
Duane Notice (6-2)  
Evan Hinson (6-4)  
Justin McKie (6-4)  
TeMarcus Blanton (6-5)  
Sindarius Thornwell (6-5)  
PJ Dozier (6-6)  
Jarrell Holliman (6-7)  
Sedee Keita (6-9)  
Chris Silva (6-9)  
Ran Tut (6-9)  
Maik Kotsar (6-10)  
Khadim Gueye (7-0)

## 2016-17 SOUTH CAROLINA MEN'S BASKETBALL ROSTER

### Alphabetical Roster

No.	Name	Pos.	Ht.	Wt.	Cl.	Exp.	Hometown/High/Last School
5	TeMarcus Blanton	G	6-5	206	R-SO	1VL	Locust Grove, Ga./Luella
13	Tommy Corchiani	G	6-1	173	FR	HS	Raleigh, N.C./Ravenscroft High School
15	PJ Dozier	G	6-6	205	SO	1VL	Columbia, S.C./Spring Valley
4	Rakym Felder	G	5-10	210	FR	HS	Brooklyn, N.Y./Lincoln High School
2	Hassani Gravett	G	6-1	183	SO	TR	Villa Rica, Ga./Alexander/Pensacola State College
12	Khadim Gueye	F	7-0	235	FR	HS	Dakar, Senegal/Bradenton, Fla./Victory Rock Prep
23	Evan Hinson	G	6-4	240	FR	HS	Deltona, Fla./Deltona
1	Kory Holden	G	6-1	181	JR	2VL/TR	Salisbury, Md./J.M. Bennett/Delaware
31	Jarrell Holliman	F	6-7	206	R-JR	2VL	Alpharetta, Ga./Alpharetta/Elmhurst College
24	Sedee Keita	F	6-9	240	FR	HS	Philadelphia, Pa./22ft Basketball Academy
21	Maik Kotsar	F	6-10	245	FR	HS	Tallin, Estonia/Wichita, Kan./Sunrise Christian Academy
20	Justin McKie	G	6-4	204	SR	3VL	Columbia, S.C./Irmo
10	Duane Notice	G	6-2	225	SR	3VL	Woodbridge, Canada/St. Michael's/St. Thomas More (Oakdale, Conn.)
34	John Ragin	G	6-2	177	SO	1VL	Eastover, S.C./Cardinal Newman
25	Christian Schmitt	G	6-0	175	FR	HS	Mars, Pa./Mars Area High School
30	Chris Silva	F	6-9	223	SO	1VL	Libreville, Gabon/Roselle (N.J.) Catholic
0	Sindarius Thornwell	G	6-5	211	SR	3VL	Lancaster, S.C./Oak Hill Academy
14	Ran Tut	F	6-9	210	JR	TR	Melbourne, Australia/Edison Academy/Monroe College

### Numerical Roster

No.	Name	Pos.	Ht.	Wt.	Cl.	Exp.	Hometown/High/Last School
0	Sindarius Thornwell	G	6-5	211	SR	3VL	Lancaster, S.C./Oak Hill Academy
1	Kory Holden	G	6-1	181	JR	2VL/TR	Salisbury, Md./J.M. Bennett/Delaware
2	Hassani Gravett	G	6-1	183	SO	TR	Villa Rica, Ga./Alexander/Pensacola State College
4	Rakym Felder	G	5-10	210	FR	HS	Brooklyn, N.Y./Lincoln High School
5	TeMarcus Blanton	G	6-5	206	R-SO	1VL	Locust Grove, Ga./Luella
10	Duane Notice	G	6-2	225	SR	3VL	Woodbridge, Canada/St. Michael's/St. Thomas More (Oakdale, Conn.)
12	Khadim Gueye	F	7-0	235	FR	HS	Dakar, Senegal/Bradenton, Fla./Victory Rock Prep
13	Tommy Corchiani	G	6-1	173	FR	HS	Raleigh, N.C./Ravenscroft High School
14	Ran Tut	F	6-9	210	JR	TR	Melbourne, Australia/Edison Academy/Monroe College
15	PJ Dozier	G	6-6	205	SO	1VL	Columbia, S.C./Spring Valley
20	Justin McKie	G	6-4	204	SR	3VL	Columbia, S.C./Irmo
21	Maik Kotsar	F	6-10	245	FR	HS	Tallin, Estonia/Wichita, Kan./Sunrise Christian Academy
23	Evan Hinson	G	6-4	240	FR	HS	Deltona, Fla./Deltona
24	Sedee Keita	F	6-9	240	FR	HS	Philadelphia, Pa./22ft Basketball Academy
25	Christian Schmitt	G	6-0	175	FR	HS	Mars, Pa./Mars Area High School
30	Chris Silva	F	6-9	223	SO	1VL	Libreville, Gabon/Roselle (N.J.) Catholic
31	Jarrell Holliman	F	6-7	206	R-JR	2VL	Alpharetta, Ga./Alpharetta/Elmhurst College
34	John Ragin	G	6-2	177	SO	1VL	Eastover, S.C./Cardinal Newman

**Head Coach:** Frank Martin (Florida International, '93)

**Associate Head Coach/Recruiting Coordinator:** Matt Figger (Eastern Kentucky, '95)

**Assistant Coach:** Perry Clark (Gettysburg, '74)

**Assistant Coach:** Bruce Shingler (St. Augustine's College, '05)

**Director of Basketball Operations:** Andy Assaley (Cincinnati, '96)

**Strength & Conditioning Coach:** Scott Greenawalt (Muskingum College, '98)

**Athletic Trainer:** Mark Rodger (Buffalo, '01)

**Student-Athlete Development:** Doug Edwards (Florida State, '07)

**Video Coordinator:** Jay Gibbons (Clayton State, '03)

**Student Assistant Coach:** Brian Steele (South Carolina, '16)

**Graduate Student Manager:** Ryan McIntyre (West Virginia, '16)

**Director of Social Media:** Dushawn Davis (Coastal Carolina, '11)

**Special Assistant to the Head Coach:** Jarett Gerald (South Carolina, '11)

**Associate Media Relations Director:** Emily Miles (Ball State, '03)

### TOP RETURNING ...

Scorer Thornwell, ..... 14.5 ppg  
Rebounder ..... Thornwell, 4.8 rpg  
Assist Maker ..... Thornwell, 3.8 apg  
FG Shooter \* ..... Silva, 48.2 FG%  
3-Point FG Shooter \$ ..... Notice, 39.8 3FG%  
FT Shooter \$ ..... Thornwell, 76.4%  
Shot Blocker ..... Silva, 0.9 bpg  
Steal Maker ..... Thornwell, 1.5 spg

\* at least 100 attempts

\$ at least 50 attempts

### PRONUNCIATION GUIDE

RAH-kim Felder  
HA-deem Gaye  
Cee-dee K-ta  
Mike Coat-sar  
Justin MACK-ee



# HEAD COACH FRANK MARTIN

HEAD COACH | 10TH SEASON OVERALL | 193-117 (.622) | FIFTH SEASON AT SOUTH CAROLINA | 76-63 (.546)

## THE MARTIN FILE

### COACHING

#### Experience

32nd year

#### College Experience

17th season

#### College Head Coach Experience

10th season

#### Hire Date At Carolina

March 27, 2012

### PERSONAL

#### Hometown

Miami, Fla.

#### Alma Mater

Florida International, 1993 (B.A. Physical Ed.)

#### Family

Wife, Anya

Children, Brandon, Amalia and Christian

### COACHING RESUME

#### High School

Miami Senior High, 1985-93

Varsity Boys' Assistant Coach

Junior Varsity Boys' Head Coach

North Miami High, Head Coach, 1993-95

Miami Senior High, Head Coach, 1995-98

B.T. Washington High, Head Coach, 1999-2000

#### College Assistant Coach

Northeastern, 2000-04

Cincinnati, 2004-06

Kansas State, 2006-07

#### College Head Coach

Kansas State, 2007-12

South Carolina, 2012-present

Frank Martin was named the head men's basketball coach at the University of South Carolina on March 27, 2012, becoming the 32nd head coach in the history of the South Carolina program, which enters its 109th season as a varsity sport in 2016-17. Martin owns a 187-117 (.600) overall record as a head coach, entering his 10th season overall, and a 70-63 (.526) record entering his fifth season at South Carolina.

In Martin's fourth season leading the Garnet and Black (2015-16), Carolina put together one of the top seasons in its history, matching a school record for wins with a 25-9 overall record on the year, while the Gamecocks reached double-digit SEC wins for just the fourth time since joining the league, posting an 11-7 mark in conference contests. The SEC finish was Carolina's highest since the league combined its East and West Divisions prior to the 2012 season. South Carolina began the season 15-0, its best start since the 1933-34 campaign and went on to post a school-record 24 regular-season wins.

The Gamecocks received votes or were ranked for 15 weeks in the USA Today Coaches Poll, rising to as high as 15th, and for a total of 14 weeks in the AP poll, rising to as high as 19th, during the season. Carolina advanced to postseason play for the first time since 2009, making their 12th appearance in the Postseason NIT as one of the top four seeds in the event. The Gamecocks posted a win over High Point in the opening round, before suffering a season-ending loss to visiting Georgia Tech on March 21.

Three Gamecocks were honored with postseason awards by the SEC coaches, with senior forward Michael Carrera earning First Team All-SEC accolades, junior guard Sindarius Thornwell was named to the All-Defensive Team and junior guard Duane Notice was named the league's Sixth Man of the Year. Carrera went on to earn honors from several organizations following the best season of his career. Carrera, Notice and Thornwell each reached the 1,000 career-point plateau during the season as well.

Prior to his appointment in Columbia, Martin spent the previous five seasons as the head coach at Kansas State University, leading the Wildcats to the NCAA Tournament four times, including a trip to the "Elite 8," during the 2009-10 campaign when the squad won a school record 29 contests. Martin's Wildcats won at least 21 games in each of his five seasons at the helm, as the program compiled a record of 117-54 (.684) under his direction. During that time, Kansas State posted a 50-32 (.609) record in Big 12 Conference games, finishing fifth or higher in each season, with three season finishes of third or better.

A native of Miami, Fla., Martin earned his bachelor's degree in physical education from Florida International in 1993. He and his wife, Anya, have three children, Brandon, Amalia and Christian.

## MARTIN'S CAREER RECORD, YEAR-BY-YEAR

YEAR	RECORD	CONFERENCE (FINISH)	POSTSEASON
2007-08	21-12	10-6 (3rd)	1-1; NCAA Tournament 2nd Round
2008-09	22-12	9-7 (t4th)	1-1; NIT
2009-10	29-8	11-5 (t2nd)	3-1; NCAA Tournament Elite Eight
2010-11	23-11	10-6 (t3rd)	1-1; NCAA Tournament Third Round
2011-12	22-11	10-8 (5th)	1-1; NCAA Tournament Third Round
2012-13	14-18	4-14 (t12th)	-
2013-14	14-20	5-13 (13th)	-
2014-15	17-16	6-12 (t11th)	-
2015-16	25-9	11-7 (t3rd)	1-1; NIT
2016-17	6-0	-	-
<b>Totals</b>	<b>193-117 (.622)</b>	<b>176-78 (.493)</b>	<b>8-6 (.571)/4 NCAA/2 NIT</b>



## GAMECOCKS' RECORD WHEN ...

At home	5-0
On the road	0-0
At neutral sites	1-0
In overtime	0-0
vs. Top 25 team	2-0
vs. Top 10 team	0-0
vs. Top 3 team	0-0
Leading at half	6-0
Trailing at half	0-0
Tied at half	0-0
Shooting 50% or better	3-0
Shooting between 39-49%	2-0
Shooting less than 39%	1-0
Opp. shooting 50% or better	0-0
Opp. shooting between 39-49%	1-0
Opp. shooting less than 39%	5-0
Shooting better than opp.	6-0
Shooting worse than/equal to opp.	0-0
Starters out-score opp. starters	6-0
Opp. starters score/equal more	0-0
Bench out-scores opp. bench	2-0
Opp. bench scores/equals more	4-0
Having more FTs than opp.	1-0
Having equal/less FTs than opp.	5-0
Have more TOs than opp.	3-0
Having equal/less TOs than opp.	3-0
Having more rebounds than opp.	6-0
Having equal/less rebounds than opp.	0-0
Making 6 or more 3FGs	4-0
Having 15 or more assists	4-0
Score more points in paint than opp.	5-0
Scoring equal/less points in paint than opp.	1-0
Scoring more points off TOs than opp.	3-0
Scoring equal/less points off TOs than opp.	3-0
Scoring more 2nd-chance points than opp.	4-0
Scoring equal/less 2nd-chance points than opp.	3-0
Scoring more fast break points than opp.	9-0
Scoring equal/less fast break points than opp.	1-0
Wearing white uniforms	5-0
Wearing Garnet uniforms	0-0
Wearing Black uniforms	1-0
Playing on live TV/live broadcast	6-0
Playing in November	6-0
Playing in December	0-0
Playing in January	0-0
Playing in February	0-0
Playing in March	0-0
Playing a day-game	1-0
Playing a night-game	5-0
Playing on Sunday	1-0
Playing on a Monday	0-0
Playing on a Tuesday	1-0
Playing on a Wednesday	1-0
Playing on a Thursday	0-0
Playing on a Friday	2-0
Playing on a Saturday	1-0
Scoring margin is 5 points or less	0-0
Margin is between 6-10	2-0
Margin is between 11-20	2-0
Margin is more than 20	2-0
Scoring 59 points or less	0-0
Scoring 60-69 points	2-0
Scoring 70-79 points	1-0
Scoring 80-89 points	2-0
Scoring 90-99 points	1-0
Scoring 100+ points	0-0

## MISCELLANEOUS

Current streak	W6
Home court streak	W5
Away streak	-
Neutral court streak	W1

## 2016-17 SUPERLATIVES

(tied for team lead also included)

Scoring Leaders	'16-17	Career
Sindarius Thornwell	6	39
Maik Kotsar	1	1

Rebounding Leaders	'16-17	Career
Sindarius Thornwell	2	32
Chris Silva	2	7
PJ Dozier	1	3
Maik Kotsar	1	1

Assists Leaders	'16-17	Career
Sindarius Thornwell	3	45
Duane Notice	2	36
PJ Dozier	2	8
Hassani Gravett	1	1

Blocks Leaders	'16-17	Career
Sindarius Thornwell	3	24
Chris Silva	3	10
Sedee Keita	1	1

Steals Leaders	'16-17	Career
Sindarius Thornwell	1	38
PJ Dozier	5	15
Duane Notice	2	20
Hassani Gravett	1	1
Ran Tut	1	1

Double-Figure Scoring	'16-17	Career
Sindarius Thornwell	6	74
Chris Silva	4	10
Duane Notice	3	56
PJ Dozier	3	12
Maik Kotsar	3	3
Justin McKie	1	2

20+ points	'16-17	Career
Sindarius Thornwell	4	19

30+ points	'16-17	Career
-	-	-

Double-Figure Rebounding	'16-17	Career
Sindarius Thornwell	1	7
Chris Silva	1	2
PJ Dozier	1	1

5+ assists	'16-17	Career
Sindarius Thornwell	3	24
Duane Notice	2	16
PJ Dozier	2	5

3+ steals	'16-17	Career
Sindarius Thornwell	1	16
Duane Notice	1	7
PJ Dozier	2	6

2+ blocks	'16-17	Career
Chris Silva	4	14
Sindarius Thornwell	3	11
Maik Kotsar	1	1
Rakym Felder	1	1
Khadim Gueye	1	1

Double-Doubles	'16-17	Career
Sindarius Thornwell	1	7
Chris Silva	1	1
PJ Dozier	1	1

## Clutch Free Throws (under 5 min/OT)

	FT-FTA	FT%
Sindarius Thornwell	10-11	.909
Duane Notice	3-4	.750
Chris Silva	2-3	.667
PJ Dozier	1-2	.500
Justin McKie	1-2	.500
Maik Kotsar	2-4	.500
Hassani Gravett	0-2	.000
<b>Totals</b>	<b>19-28</b>	<b>.679</b>

Dunks	'16-17
Chris Silva	7
Sindarius Thornwell	1

## Miscellaneous

Largest Halftime Lead	
SC	25, vs. SC State (Nov. 18, 2016)
Opp	-
Smallest Halftime Lead	
SC	6, vs. Michigan (Nov. 23, 2016)
Opp	-
Fewest Points In First Half	
SC	29, vs. Monmouth (Nov. 15, 2016)
Opp	22, vs. Monmouth (Nov. 15, 2016)
Most Points In First Half	
SC	50, vs. SC State (Nov. 18, 2016)
Opp	32, Holy Cross (Nov. 13, 2016)
Fewest Points In Second Half	
SC	27, vs. Syracuse (Nov. 26, 2016)
Opp	17, vs. Holy Cross (Nov. 13, 2016)
Most Points In Second Half	
SC	43, vs. La Tech (Nov. 11, 2016)
Opp	45, La Tech (Nov. 11, 2016)
Most Points in Overtime	
SC	10, vs. Monmouth (Nov. 15, 2016)
Opp	9, vs. Monmouth (Nov. 15, 2016)
Largest Margin of Victory	
SC	42, vs. SC State (Nov. 18, 2016)
Opp	-
Smallest Margin of Victory	
SC	1, vs. Monmouth (Nov. 15, 2016)
Opp	-

## 2016-17 GAME BY GAME COMPARISON

	Date	Result	FG-A	Pct	3FG-A	Pct	FT-A	Pct	O-D-Total	PF	Pts	A	TO	Blk	Stl	Min	Half
La Tech			24-55	.436	7-20	.350	21-30	.700	9-20-29	28	76	8	14	4	11	200	31
South Carolina	Nov. 11, 2016	W, 85-76	30-57	.526	9-18	.500	16-26	.615	10-25-35	20	85	16	15	4	6	200	42
Holy Cross &			17-45	.378	5-20	.250	10-15	.667	5-11-16	16	49	12	9	0	3	200	32
South Carolina	Nov. 13, 2016	W, 81-49	27-46	.587	12-24	.500	15-16	.938	8-24-32	17	81	17	11	6	4	200	44
Monmouth &			20-65	.308	6-28	.214	23-27	.852	15-26-41	24	69	10	18	4	15	225	22
South Carolina	Nov. 15, 2016	W, 70-69 (OT)	23-68	.338	7-23	.304	17-25	.680	16-30-46	22	70	15	20	5	7	225	29
SC State &			16-52	.308	5-14	.357	13-21	.619	8-16-24	19	50	6	14	1	6	200	50
South Carolina	Nov. 18, 2016	W, 92-50	33-65	.508	8-24	.333	18-21	.857	17-30-47	17	92	17	13	9	6	200	92
Michigan			10-52	.192	2-26	.077	24-32	.750	18-18-36	17	46	2	16	0	7	200	27
South Carolina	Nov. 23, 2016	W, 61-46	23-53	.434	4-15	.257	11-18	.611	15-25-40	24	61	10	13	6	5	200	33
Syracuse %			14-44	.318	6-15	.400	16-26	.615	9-21-30	19	50	9	17	2	6	200	26
South Carolina	Nov. 26, 2016	W, 64-50	23-51	.451	4-13	.308	14-19	.737	10-27-37	21	64	13	15	1	12	200	37

& - Brooklyn Hoops Holiday Invitational (Columbia, S.C.) | % - Brooklyn Hoops Holiday Invitational (Brooklyn, N.Y.) |



# SOUTH CAROLINA GAMECOCKS

OVERALL: 6-0; SEC: 0-0; HOME: 5-0; AWAY: 0-0; NEUTRAL: 1-0

DATE	OPP.	W/L	SCORE	RECORD (SEC)	POINTS	REBOUNDS	ASSISTS	BLOCKS	STEALS	ATTENDANCE
Nov. 11, 2016	La Tech	W	85-76	1-0 (0-0)	Thornwell (18)	Thornwell (7)	Thornwell (6)	Silva (2)	Dozier (2)	13,334 (paid)
Nov. 13, 2016	Holy Cross &	W	81-49	2-0 (0-0)	Thornwell (20)	Silva (8)	Notice/Dozier (5)	Thornwell/Silva (2)	4 with 1	9,270 (paid)
Nov. 15, 2016	Monmouth &	W	70-69 (OT)	3-0 (0-0)	Thornwell (23)	Silva (10)	Thornwell/Notice (5)	Thornwell (3)	Notice (3)	9,779 (paid)
Nov. 18, 2016	SC State &	W	92-50	4-0 (0-0)	Thornwell (22)	Kotsar (8)	Dozier (6)	Silva (3)	Dozier (3)	10,159 (paid)
Nov. 23, 2016	Michigan	W	61-46	5-0 (0-0)	Thornwell (21)	Thornwell (10)	Gravett (4)	Thornwell (3)	Dozier (2)	13,051 (paid)
Nov. 26, 2016	vs. Syracuse %	W	64-50	6-0 (0-0)	Thornwell/Kotsar (16)	Dozier (10)	Thornwell (5)	Keita (1)	Dozier/Thornwell (3)	8,733

& - Brooklyn Hoops Holiday Invitational (Columbia, S.C.) | % - Brooklyn, Hoops Holiday Invitational (Brooklyn, N.Y.)

## 2016-17 GAME-BY-GAME STARTING LINEUPS

OPPONENT, RESULT	GUARD	GUARD	GUARD	FORWARD	FORWARD
La Tech, W	Dozier	Thornwell	Notice	Kotsar	Silva
Holy Cross, W	Dozier	Thornwell	Notice	Kotsar	Silva
Monmouth, W	Dozier	Thornwell	Notice	Kotsar	Silva
SC State, W	Dozier	Thornwell	Notice	Kotsar	Silva
Michigan, W	Dozier	Thornwell	Notice	Kotsar	Silva
vs. Syracuse, W	Dozier	Thornwell	Notice	Kotsar	Silva





**GAME 6 - SOUTH CAROLINA 64 - #18/16 SYRACUSE  
NOV. 26, 2016/BROOKLYN, NY. (BARCLAYS CENTER)**

**BROOKLYN** - The South Carolina men's basketball team picked up another top-25 victory Saturday afternoon, earning a 64-50 win over No. 18/16 Syracuse (4-1) in the Barclays Center in Brooklyn, N.Y. as part of the Brooklyn Hoops Holiday Invite. The Gamecocks (6-0) had three players score 15 points or more, and used a fierce defensive effort to hold the Orange to 36 points under their season scoring average.

The Gamecocks set the tone early against Syracuse, softening its vaunted zone defense with a pair of 3s from Sindarius Thornwell and PJ Dozier to open the game. It took Carolina just 25 seconds to earn a lead it held for the entire half -- and ultimately, the game -- and after an 8-0 run the lead grew to 20-11 and remained at least a two-possession game for the final 10 minutes of the period.

South Carolina's defense frustrated and harassed the Orange, limiting them to just eight field goals total in the half and a 34 percent success rate from the floor. Driven by 21 points combined from Thornwell and Dozier, the Gamecocks took a 37-26 lead into the halftime break. As a team, South Carolina shot 50 percent in the half, making 11-of-21 attempts on two-point field goals thanks to great dribble penetration from the point guard tandem of Dozier and Thornwell. The duo's ability to get inside Syracuse's zone paid off all afternoon, with South Carolina enjoying a 30-8 margin in points in the paint by the time the final buzzer sounded.

Syracuse made a strong push out of intermission, starting with an 8-3 run to get the Barclays Center crowd of 8,733 on their feet in a 40-34 game. A Thornwell layup off a Maik Kotsar steal broke off the momentum for a spell, but Syracuse's pressure did not let up. Freshman Sedee Keita gave South Carolina some juice off a big block on a dunk attempt, with the ensuing rebound scooped up and taken coast-to-coast by Hassani Gravett for the lay-in. After the Orange split a pair of free throws, Duane Notice relived some more pressure on a deep 3-pointer to make it a 47-39 game with 13 minutes still to play in the game.

Foul troubles would be a major hurdle early in the second half for the Gamecocks, as Syracuse went into the double bonus with 11 minutes still to play while the Gamecocks saw the Orange whistled just twice in the same span. Free throw opportunities gave Syracuse a chance stop the clock and cut into its deficit, but Frank Howard missed four straight shots at the line to keep Carolina ahead by three possessions, 51-43, at the eight-minute mark. South Carolina's defense made sure that free throws would be the best looks the opposition could get; the Gamecocks held Syracuse without a made field goal from the 15:16 mark until a 3-pointer finally broke the spell with 6:37 to play.

South Carolina's offense would not enjoy the same success as its defense, though, as a scoring drought from 10:32 to 4:37 kept it from taking advantage of Syracuse's struggles. Kotsar flipped in his tenth point of the game off a helper from Thornwell to snap the dry spell and make it 53-46 with four minutes to go. The Orange's 17th turnover of the game on the following possession helped Carolina continue what would become a key 6-0 run over a span of three and a half minutes that put the Gamecocks back ahead by double-digits, 57-46, and they would cruise to the 64-50 win thanks to a 7-of-8 success rate at the free throw line down the stretch and just one Syracuse field goal over the final three minutes.

**GAME 6**



Official Basketball Box Score -- Game Totals -- Final Statistics  
**South Carolina vs Syracuse**  
11/26/16 2:30 p.m. at Brooklyn, N.Y. (Barclays Center)

**South Carolina 64 • 6-0**

#	Player	Total			3-Ptr			Rebounds			PF	TP	A	TO	Blk	Stl	Min
		FG	FGA	FT	FTA	FG	FGA	FT	FTA	Off							
21	KOTSAR, Maik	f	7-9	0-0	2-2	0	2	2	3	16	0	2	0	2	0	2	30
30	SILVA, Chris	f	1-4	0-0	1-2	4	2	6	3	3	1	2	0	0	0	16	
00	THORNWELL, Sindarius	g	3-6	1-2	9-10	2	4	6	3	16	5	3	0	3	3	31	
10	NOTICE, Duane	g	2-7	2-4	1-2	1	2	3	3	7	2	1	0	1	1	32	
15	DOZIER, PJ	g	7-16	1-4	0-0	2	8	10	3	15	1	3	0	3	29		
02	GRAVETT, Hassani	f	1-4	0-2	0-0	0	3	3	1	2	2	1	0	2	21		
04	FELDER, Rakyim	f	0-0	0-0	0-0	0	0	0	2	0	0	0	0	0	2		
05	BLANTON, TeMarcus	f	1-1	0-0	0-0	0	0	0	0	2	0	0	0	0	4		
12	GUEYE, Khadim	f	0-0	0-0	0-0	0	0	0	2	0	0	0	0	0	4		
20	MCKIE, Justin	f	1-2	0-1	1-3	0	2	2	0	3	1	2	0	0	16		
24	KEITA, Sedee	f	0-2	0-0	0-0	0	1	1	1	0	1	1	1	1	15		
	Team					1	3	4									
Totals			23-51	4-13	14-19	10	27	37	21	64	13	15	1	12	200		

FG % 1st Half: 14-28 50.0% 2nd half: 9-23 39.1% Game: 23-51 45.1% Deadball Rebounds 2  
3FG % 1st Half: 3-7 42.9% 2nd half: 1-6 16.7% Game: 4-13 30.8%  
FT % 1st Half: 6-9 66.7% 2nd half: 8-10 80.0% Game: 14-19 73.7%

**Syracuse 50 • 4-1**

#	Player	Total			3-Ptr			Rebounds			PF	TP	A	TO	Blk	Stl	Min
		FG	FGA	FT	FTA	FG	FGA	FT	FTA	Off							
20	LYDON, Tyler	f	5-12	3-5	5-6	0	7	7	2	18	0	6	0	1	35		
21	ROBERSON, Tyler	f	0-3	0-0	1-2	3	3	6	2	1	0	2	0	0	21		
32	COLEMAN, DaJuan	c	1-2	0-0	2-4	1	3	4	2	4	1	0	0	1	15		
01	HOWARD, Frank	g	3-7	1-2	3-7	0	0	0	3	10	3	1	0	2	24		
03	WHITE III, Andrew	g	3-9	1-5	3-4	0	3	3	2	10	0	1	0	1	34		
04	GILLON, John	f	1-1	1-1	0-1	0	1	1	0	3	3	5	0	1	28		
12	THOMPSON, Taurean	f	1-6	0-1	2-2	1	1	2	4	4	0	2	0	0	13		
13	CHUKWU, Paschal	c	0-2	0-0	0-0	3	1	4	4	0	0	0	0	0	17		
25	BATTLE, Tyus	f	0-2	0-1	0-0	0	0	0	0	2	0	1	0	1	13		
	Team					1	2	3									
Totals			14-44	6-15	16-26	9	21	30	19	50	9	17	2	6	200		

FG % 1st Half: 8-23 34.8% 2nd half: 6-21 28.6% Game: 14-44 31.8% Deadball Rebounds 4  
3FG % 1st Half: 4-8 50.0% 2nd half: 2-7 28.6% Game: 6-15 40.0%  
FT % 1st Half: 6-9 66.7% 2nd half: 10-17 58.8% Game: 16-26 61.5%

Officials: Brent Hampton, Tony Green, Lamar Simpson  
Technical fouls: South Carolina-None. Syracuse-None.  
Attendance: 8733  
Brooklyn Hoops Holiday Invitational  
Most Outstanding Player: Sindarius Thornwell (SC)

Score by periods	1st	2nd	Total
South Carolina	37	27	64
Syracuse	26	24	50

	In	Off	2nd	Fast
Points	Paint	T/O	Chance	Break
SC	30	11	9	8
SU	8	11	10	3

Last FG - SC 2nd-01:25, SU 2nd-01:02. Score tied - 0 times.  
Largest lead - SC by 16 2nd-01:25, SU None. Lead changed - 0 times.  
SC led for 39:35. SU led for 00:00. Game was tied for 00:25.



# #20 - JUSTIN MCKIE

SENIOR | GUARD | 6'4" | 204 | 3 LETTERS

COLUMBIA, S.C./IRMO

## SEASON NOTABLES

- Tallied nine points and pulled down six rebounds in the exhibition win vs. Newberry
- Tallied three points and pulled down five rebounds off the bench in opening win vs. La Tech (Nov. 11)
- Posted the second double-figure scoring game of his career with 10 points on 5-of-7 shooting vs. Holy Cross (Nov. 13)
- Led bench scorers with eight points in 27 minutes, also collecting a career high six rebounds in Carolina's OT win vs. Monmouth (Nov. 15)
- Scored six points, grabbed four rebounds, tallied two assists and led all bench players in minutes (21) for the third consecutive game in win vs. SC State (Nov. 18)
- Played 17 minutes off the bench and logged five points, four rebounds and one block in win vs. No. 25/24 Michigan (Nov. 23)
- Had three points, two rebounds and an assist in 16 minutes played in win vs. No. 18/16 Syracuse (Nov. 26)

## MCKIE'S CAREER HIGHS

### Points

Career 12, at Marshall (Dec. 1, 2014)  
Season 10, vs. Holy Cross (Nov. 13, 2016)

### Field Goals

Career 5, twice, last vs. Holy Cross (Nov. 13, 2016)  
Season 5, vs. Holy Cross (Nov. 13, 2016)

### Field Goal Attempts

Career 10, vs. Monmouth (Nov. 15, 2016)  
Season 10, vs. Monmouth (Nov. 15, 2016)

### 3-Point Field Goals

Career 2, twice, last vs. UNC Asheville (Nov. 26, 2014)  
Season 1, 3x, last vs. Michigan (Nov. 23, 2016)

### 3-Point Field Goal Attempts

Career 6, vs. Monmouth (Nov. 15, 2016)  
Season 6, vs. Monmouth (Nov. 15, 2016)

### Free Throws

Career 4, vs. Florida (Jan. 7, 2015)  
Season 1, twice, last vs. Syracuse (Nov. 26, 2016)

### Free Throw Attempts

Career 4, 3x, last vs. Missouri (Jan. 16, 2016)  
Season 3, vs. Syracuse (Nov. 26, 2016)

### Rebounds

Career 6, vs. Monmouth (Nov. 15, 2016)  
Season 6, vs. Monmouth (Nov. 15, 2016)

### Assists

Career 5, vs. Lipscomb (Nov. 27, 2015)  
Season 2, vs. SC State (Nov. 18, 2016)

### Blocks

Career 1, twice, last vs. Michigan (Nov. 23, 2016)  
Season 1, vs. Michigan (Nov. 23, 2016)

### Steals

Career 2, vs. Oklahoma St. (Dec. 6, 2014)  
Season -

### Minutes Played

Career 27, vs. Monmouth (Nov. 15, 2016)  
Season 27, vs. Monmouth (Nov. 15, 2016)

## 2016-17

Opponent	Date	GS	Min	FG-FGA	Pct	3FG-FGA	Pct	FFFTA	Pct	Off	Def	Tot	Avg	PF	FO	A	TO	Blk	Stl	Pts	Avg
Louisiana Tech	11/11/16		19	1-3	.333	1-2	.500	0-0	.000	1	4	5	5.0	0	0	1	1	0	0	3	3.0
Holy Cross	11/13/16		22	5-7	.714	0-2	.000	0-0	.000	0	1	1	3.0	0	0	0	0	0	0	10	6.5
Monmouth	11/15/16		27	3-10	.300	1-6	.167	1-2	.500	2	4	6	4.0	2	0	0	2	0	0	8	7.0
SC State	11/18/16		21	3-6	.500	0-2	.000	0-0	.000	1	3	4	4.0	1	0	2	0	0	0	6	6.8
Michigan	11/23/16		17	2-3	.666	1-2	.500	0-0	.000	0	4	4	4.0	3	0	0	0	1	0	5	6.4
vs. Syracuse	11/26/16		16	1-2	.500	0-1	.000	1-3	.333	0	2	2	3.7	0	0	1	2	0	0	3	5.8
Vermont	12/1/16																				
FIU	12/4/16																				
vs. Seton Hall	12/12/16																				
at USF	12/17/16																				
Clemson	12/21/16																				
Lander	12/27/16																				
at Memphis	12/30/16																				
at Georgia	1/4/17																				
Texas A&M	1/7/17																				
at Tennessee	1/11/17																				
Ole Miss	1/14/17																				
Florida	1/18/17																				
at Kentucky	1/21/17																				
Auburn	1/24/17																				
at Missouri	1/28/17																				
at LSU	2/1/17																				
Georgia	2/4/17																				
Alabama	2/7/17																				
at Mississippi State	2/11/17																				
Arkansas	2/15/17																				
at Vanderbilt	2/18/17																				
at Florida	2/21/17																				
Tennessee	2/25/17																				
Mississippi State	2/28/17																				
at Ole Miss	3/4/17																				
vs. SEC Tournament	TBD																				
vs. NCAA Tournament	TBD																				

## CAREER STATISTICS

Season	GP-GS	Min	Avg	FG	FGA	Pct	3FG	3FGA	Pct	FT	FTA	Pct	Off	Def	Tot	Avg	PF	FO	Ast	TO	Blk	Stl	Pts	Avg
2013-14	17-0	80	4.7	3	17	.176	1	8	.125	2	4	.500	4	12	16	0.9	8	0	5	5	0	3	9	0.5
2014-15	25-0	282	11.3	26	67	.388	11	36	.306	18	23	.783	11	33	44	1.8	20	0	8	11	3	9	81	3.2
2015-16	27-0	217	8.0	14	47	.298	3	18	.167	9	14	.643	7	20	27	1.0	21	1	22	7	2	2	40	1.5
2016-17	6-0	122	20.3	15	31	.484	3	15	.200	2	5	.400	4	18	22	3.7	6	0	4	5	1	0	35	5.8
<b>Totals</b>	<b>75-0</b>	<b>701</b>	<b>9.3</b>	<b>58</b>	<b>162</b>	<b>.358</b>	<b>18</b>	<b>77</b>	<b>.234</b>	<b>31</b>	<b>46</b>	<b>.674</b>	<b>26</b>	<b>83</b>	<b>109</b>	<b>1.5</b>	<b>55</b>	<b>1</b>	<b>39</b>	<b>28</b>	<b>6</b>	<b>14</b>	<b>165</b>	<b>2.2</b>

## CAREER SEC STATISTICS

Season	GP-GS	Min	Avg	FG	FGA	Pct	3FG	3FGA	Pct	FT	FTA	Pct	Off	Def	Tot	Avg	PF	FO	Ast	TO	Blk	Stl	Pts	Avg
2014	9-0	56	6.2	2	11	.182	1	5	.200	0	0	.000	1	9	10	1.1	7	0	5	5	0	2	5	0.6
2015	12-0	130	10.8	5	21	.238	2	11	.182	6	6	1.000	6	12	18	1.5	10	0	1	6	1	2	18	1.5
2016	12-0	79	6.6	4	14	.286	0	3	.000	3	6	.500	4	3	7	0.6	4	0	7	4	0	1	11	0.9
2017																								
<b>Totals</b>	<b>33-0</b>	<b>265</b>	<b>8.0</b>	<b>11</b>	<b>46</b>	<b>.239</b>	<b>3</b>	<b>19</b>	<b>.158</b>	<b>9</b>	<b>12</b>	<b>.750</b>	<b>11</b>	<b>24</b>	<b>35</b>	<b>1.1</b>	<b>21</b>	<b>0</b>	<b>13</b>	<b>15</b>	<b>1</b>	<b>5</b>	<b>34</b>	<b>1.0</b>



# #10 - DUANE NOTICE

SENIOR | GUARD | 6'2" | 225 | 3 LETTERS

TORONTO, ONTARIO, CANADA/ST. THOMAS MORE (OAKDALE, CONN.)

## SEASON NOTABLES

- Tallied 17 points, hitting four 3s in the exhibition win vs. Newberry
- 17 points with three assists and a steal in opener vs. La Tech (Nov. 11)
- Dished a team high five assists in win vs. Holy Cross (Nov. 13)
- Dished the game winning assist on PJ Dozier's jumper as time expired in OT win over Monmouth (Nov. 15)
- Scored 15 points with five assists and a team high three steals vs. the Hawks
- Tied for team lead with 25 minutes played in win vs. SC State (Nov. 18)
- Led team with 35 minutes in win vs. No. 25/24 Michigan (Nov. 23), one of four Gamecocks in double figures with 13 points, also had five rebounds, which was a season-high
- Played 32 minutes, which led team, in win vs. No. 18/16 Syracuse (Nov. 26), tallied seven points, three rebounds, two assists and a steal in the victory

## NOTICE'S CAREER HIGHS

### Points

Career 27, at Marshall (Dec. 1, 2014)  
 Season 17, vs. La Tech (Nov. 11, 2016)

### Field Goals

Career 10, at Marshall (Dec. 1, 2014)  
 Season 5, twice, last vs. Michigan (Nov. 23, 2016)

### Field Goal Attempts

Career 18, twice, last at LSU (Jan. 28, 2015)  
 Season 13, vs. Monmouth (Nov. 15, 2016)

### 3-Point Field Goals

Career 5, twice, last at Missouri (Feb. 17, 2016)  
 Season 3, twice, last vs. Monmouth (Nov. 15, 2016)

### 3-Point Field Goal Attempts

Career 11, twice, last at Alabama (Feb. 24, 2015)  
 Season 8, vs. Monmouth (Nov. 15, 2016)

### Free Throws

Career 12, vs. Memphis (Jan. 2, 2016)  
 Season 6, vs. La Tech (Nov. 11, 2016)

### Free Throw Attempts

Career 12, vs. Memphis (Jan. 2, 2016)  
 Season 8, vs. La Tech (Nov. 11, 2016)

### Rebounds

Career 8, vs. Auburn (March 12, 2014)  
 Season 5, vs. Michigan (Nov. 23, 2016)

### Assists

Career 8, twice, last vs. Florida (Feb. 20, 2016)  
 Season 5, twice, last vs. Monmouth (Nov. 15, 2016)

### Blocks

Career 1, 8x, last vs. Lipscomb (Nov. 27, 2015)  
 Season -

### Steals

Career 3, 6x, last vs. Monmouth (Nov. 15, 2016)  
 Season 3, vs. Monmouth (Nov. 15, 2016)

### Minutes Played

Career 41, vs. Monmouth (Nov. 15, 2016)  
 Season 41, vs. Monmouth (Nov. 15, 2016)

## 2016-17

Opponent	Date	GS	Min	FG-FGA	Pct	3FG-FGA	Pct	FT-FTA	Pct	Off	Def	Tot	Avg	PF	FO	A	TO	Blk	Stl	Pts	Avg
Louisiana Tech	11/11/16	*	29	4-7	.571	3-6	.500	6-8	.750	0	1	1	1.0	0	0	3	3	0	1	17	17.0
Holy Cross	11/13/16	*	23	2-5	.400	2-4	.500	0-0	.000	0	0	0	0.5	1	0	5	3	0	1	6	11.5
Monmouth	11/15/16	*	41	5-13	.384	3-8	.375	2-2	1.000	2	1	3	1.3	1	0	5	3	0	3	15	12.7
SC State	11/18/16	*	25	1-5	.200	1-5	.200	2-2	1.000	0	0	0	1.0	1	0	4	3	0	0	5	10.8
Michigan	11/23/16	*	35	5-12	.417	1-5	.200	2-4	.500	2	3	5	1.8	1	0	0	0	0	1	13	11.2
vs. Syracuse	11/26/16	*	32	2-7	.286	2-4	.500	1-2	.500	1	2	3	2.0	3	0	2	1	0	1	7	10.5
Vermont	12/1/16																				
FIU	12/4/16																				
vs. Seton Hall	12/12/16																				
at USF	12/17/16																				
Clemson	12/21/16																				
Lander	12/27/16																				
at Memphis	12/30/16																				
at Georgia	1/4/17																				
Texas A&M	1/7/17																				
at Tennessee	1/11/17																				
Ole Miss	1/14/17																				
Florida	1/18/17																				
at Kentucky	1/21/17																				
Auburn	1/24/17																				
at Missouri	1/28/17																				
at LSU	2/1/17																				
Georgia	2/4/17																				
Alabama	2/7/17																				
at Mississippi State	2/11/17																				
Arkansas	2/15/17																				
at Vanderbilt	2/18/17																				
at Florida	2/21/17																				
Tennessee	2/25/17																				
Mississippi State	2/28/17																				
at Ole Miss	3/4/17																				
vs. SEC Tournament	TBD																				
vs. NCAA Tournament	TBD																				

## CAREER STATISTICS

Season	GP-GS	Min	Avg	FG	FGA	Pct	3FG	3FGA	Pct	FT	FTA	Pct	Off	Def	Tot	Avg	PF	FO	Ast	TO	Blk	Stl	Pts	Avg
2013-14	34-22	856	25.2	90	237	.380	21	58	.362	78	116	.672	35	64	99	2.9	72	2	99	89	4	20	279	8.2
2014-15	33-33	987	29.9	127	337	.377	61	168	.363	72	91	.791	20	67	87	2.6	61	0	89	60	4	29	387	11.7
2015-16	34-8	935	27.5	115	298	.389	68	171	.398	68	91	.747	26	57	83	2.4	55	0	78	35	1	32	366	10.8
2016-17	6-6	185	30.8	19	49	.388	12	32	.375	13	18	.722	5	7	12	2.0	7	0	19	13	0	7	63	10.5
<b>Totals</b>	<b>107-69</b>	<b>2963</b>	<b>27.7</b>	<b>351</b>	<b>919</b>	<b>.382</b>	<b>162</b>	<b>429</b>	<b>.378</b>	<b>231</b>	<b>316</b>	<b>.731</b>	<b>86</b>	<b>195</b>	<b>281</b>	<b>2.6</b>	<b>195</b>	<b>2</b>	<b>285</b>	<b>197</b>	<b>9</b>	<b>88</b>	<b>1095</b>	<b>10.2</b>

## CAREER SEC STATISTICS

Season	GP-GS	Min	Avg	FG	FGA	Pct	3FG	3FGA	Pct	FT	FTA	Pct	Off	Def	Tot	Avg	PF	FO	Ast	TO	Blk	Stl	Pts	Avg
2014	18-14	516	28.7	48	133	.361	8	30	.267	46	71	.648	19	34	53	2.9	41	1	50	58	1	11	150	8.3
2015	18-18	548	30.4	62	191	.325	33	102	.324	26	36	.722	12	35	47	2.6	35	0	48	30	2	11	183	10.2
2016	18-5	533	29.6	63	153	.412	40	97	.412	22	33	.667	15	31	46	2.6	34	0	43	22	0	17	188	10.4
2017																								
<b>Totals</b>	<b>54-37</b>	<b>1597</b>	<b>29.6</b>	<b>173</b>	<b>477</b>	<b>.363</b>	<b>81</b>	<b>229</b>	<b>.354</b>	<b>94</b>	<b>140</b>	<b>.671</b>	<b>46</b>	<b>100</b>	<b>146</b>	<b>2.7</b>	<b>110</b>	<b>1</b>	<b>141</b>	<b>110</b>	<b>3</b>	<b>39</b>	<b>521</b>	<b>9.6</b>





# #0 - SINDARIUS THORNWELL

SENIOR | GUARD | 6'5" | 211 | 3 LETTERS

LANCASTER, S.C./OAK HILL ACADEMY (WILSON, VA.)

## SEASON NOTABLES

- Led the team with 34 points, 11 rebounds and five assists in the exhibition win vs. Newberry
- Led the team with 18 points, seven rebounds and six assists in opener vs. La Tech
- Posted the 16th 20-point game of his career with a team high 20 points, hitting four 3s, in win vs. Holy Cross (Nov. 13)
- Led the team for the third straight game to open the season with 23 points, nine rebounds, five assists and a pair of steals to go along with a career high three blocks in the OT win over Monmouth (Nov. 15)
- Tallied third 20-point game of the season (17th of career) after leading team in points with 22 for the fourth straight game, also had five rebounds in 25 minutes played in win vs. SC State (Nov. 18)
- Tallied fourth-straight 20-point game of the season after leading team with 21 in win vs. No. 25/24 Michigan (Nov. 23), also had 10 rebounds to record first double-double of the season, shot 8-of-12 (67 percent) from the field
- Tied for team-lead with 16 points in win vs. No. 18/16 Syracuse (Nov. 26), had six rebounds, team-high five assists and three steals in 31 minutes, went 9-of-10 from the free-throw line

## THORNWELL'S CAREER HIGHS

### Points

Career 26, at Georgia (Jan. 22, 2014)  
Season 23, vs. Monmouth (Nov. 15, 2016)

### Field Goals

Career 9, 4x, last at Arkansas (March 5, 2016)  
Season 8, twice, last vs. Michigan (Nov. 23, 2016)

### Field Goal Attempts

Career 24, vs. Charlotte (Nov. 21, 2014)  
Season 18, vs. Monmouth (Nov. 15, 2016)

### 3-Point Field Goals

Career 5, at Auburn (Jan. 5, 2016)  
Season 4, vs. Holy Cross (Nov. 13, 2016)

### 3-Point Field Goal Attempts

Career 10, twice, last vs. Charlotte (Nov. 21, 2014)  
Season 6, twice, last vs. SC State (Nov. 18, 2016)

### Free Throws

Career 11, vs. LSU (Feb. 10, 2016)  
Season 9, twice, last vs. Syracuse (Nov. 26, 2016)

### Free Throw Attempts

Career 14, twice, last vs. LSU (Feb. 10, 2016)  
Season 11, vs. Monmouth (Nov. 15, 2016)

### Rebounds

Career 11, 4x, last at Arkansas (March 5, 2016)  
Season 10, vs. Michigan (Nov. 23, 2016)

### Assists

Career 9, twice, last at Texas A&M (Feb. 6, 2016)  
Season 6, vs. La Tech (Nov. 11, 2016)

### Blocks

Career 3, twice, last vs. Michigan (Nov. 23, 2016)  
Season 3, twice, last vs. Michigan (Nov. 23, 2016)

### Steals

Career 6, vs. UNC Asheville (Nov. 26, 2014)  
Season 3, vs. Syracuse (Nov. 26, 2016)

### Minutes Played

Career 44, vs. Florida (Feb. 20, 2016)  
Season 41, vs. Monmouth (Nov. 15, 2016)

## 2016-17

Opponent	Date	GS	Min	FG-FGA	Pct	3FG-FGA	Pct	FFFTA	Pct	Off	Def	Tot	Avg	PF	FO	A	TO	Blk	Stl	Pts	Avg
Louisiana Tech	11/11/16	*	32	7-16	.438	2-4	.500	2-2	1.000	1	6	7	7.0	4	0	6	6	1	1	18	18.0
Holy Cross	11/13/16	*	27	5-9	.555	4-6	.667	6-6	1.000	3	5	8	6.0	1	0	0	0	2	0	20	19.0
Monmouth	11/15/16	*	41	6-18	.333	2-5	.400	9-11	.818	3	6	9	7.0	2	0	5	3	3	2	23	20.3
SC State	11/18/16	*	25	8-15	.533	2-6	.333	4-4	1.000	2	3	5	6.5	2	0	1	2	0	1	22	20.8
Michigan	11/23/16	*	32	8-12	.667	2-4	.500	3-5	.600	1	9	10	7.2	1	0	3	4	3	1	21	20.8
vs. Syracuse	11/26/16	*	31	3-6	.500	1-2	.500	9-10	.900	2	4	6	7.0	3	0	5	3	0	3	16	20.0
Vermont	12/1/16																				
FIU	12/4/16																				
vs. Seton Hall	12/12/16																				
at USF	12/17/16																				
Clemson	12/21/16																				
Lander	12/27/16																				
at Memphis	12/30/16																				
at Georgia	1/4/17																				
Texas A&M	1/7/17																				
at Tennessee	1/11/17																				
Ole Miss	1/14/17																				
Florida	1/18/17																				
at Kentucky	1/21/17																				
Auburn	1/24/17																				
at Missouri	1/28/17																				
at LSU	2/1/17																				
Georgia	2/4/17																				
Alabama	2/7/17																				
at Mississippi State	2/11/17																				
Arkansas	2/15/17																				
at Vanderbilt	2/18/17																				
at Florida	2/21/17																				
Tennessee	2/25/17																				
Mississippi State	2/28/17																				
at Ole Miss	3/4/17																				
vs. SEC Tournament	TBD																				
vs. NCAA Tournament	TBD																				

## CAREER STATISTICS

Season	GP-GS	Min	Avg	FG	FGA	Pct	3FG	3FGA	Pct	FT	FTA	Pct	Off	Def	Tot	Avg	PF	FO	Ast	TO	Blk	Stl	Pts	Avg
2013-14	34-34	1007	29.6	143	370	.386	37	100	.370	131	178	.736	48	91	139	4.1	100	2	101	106	21	40	454	13.4
2014-15	33-33	1011	30.6	114	335	.340	38	142	.268	101	141	.716	50	111	161	4.9	83	3	73	71	11	43	367	11.1
2015-16	34-34	1125	33.1	144	377	.382	46	138	.333	123	161	.764	39	124	163	4.8	66	0	130	77	16	50	457	13.4
2016-17	6-6	188	31.3	37	76	.487	13	27	.481	33	38	.868	11	31	42	7.0	13	0	20	18	9	8	120	20.0
<b>Totals</b>	<b>107-107</b>	<b>3331</b>	<b>31.1</b>	<b>438</b>	<b>1158</b>	<b>.378</b>	<b>134</b>	<b>407</b>	<b>.329</b>	<b>388</b>	<b>518</b>	<b>.749</b>	<b>148</b>	<b>357</b>	<b>505</b>	<b>4.7</b>	<b>262</b>	<b>5</b>	<b>324</b>	<b>272</b>	<b>57</b>	<b>141</b>	<b>1398</b>	<b>13.1</b>

## CAREER SEC STATISTICS

Season	GP-GS	Min	Avg	FG	FGA	Pct	3FG	3FGA	Pct	FT	FTA	Pct	Off	Def	Tot	Avg	PF	FO	Ast	TO	Blk	Stl	Pts	Avg
2014	18-18	597	33.2	90	229	.393	21	60	.350	79	105	.752	29	56	85	4.7	55	2	72	75	13	21	280	15.6
2015	18-18	578	32.1	55	180	.306	23	83	.277	58	76	.763	24	52	76	4.2	47	2	39	44	3	19	191	10.6
2016	18-18	634	35.2	83	219	.379	25	73	.342	67	87	.770	25	60	85	4.7	34	0	71	44	10	26	258	14.3
2017																								
<b>Totals</b>	<b>54-54</b>	<b>1809</b>	<b>33.5</b>	<b>228</b>	<b>628</b>	<b>.363</b>	<b>69</b>	<b>216</b>	<b>.319</b>	<b>204</b>	<b>268</b>	<b>.761</b>	<b>78</b>	<b>168</b>	<b>246</b>	<b>4.6</b>	<b>136</b>	<b>4</b>	<b>182</b>	<b>163</b>	<b>26</b>	<b>66</b>	<b>729</b>	<b>13.5</b>



# #31 JARRELL HOLLIMAN

R-JUNIOR | FORWARD | 6'7" | 206 | 2 LETTERS

ALPHARETTA, GA./ALPHARETTA/ELMHURST COLLEGE

## SEASON NOTABLES

- Tallied three points in eight minutes in the exhibition win vs. Newberry
- Scored the first points of his Gamecock career and played a career high 14 minutes in season opener vs. La Tech (Nov. 11)
- Collected a rebound in 12 minutes vs. Holy Cross (Nov. 13)
- Pulled down two rebounds in nine minutes in OT win vs. Monmouth (Nov. 15)
- Played eight minutes and snagged one rebound in win vs. SC State (Nov. 18)

## HOLLIMAN'S CAREER HIGHS

### Points

Career 4, vs. La Tech (Nov. 11, 2016)

Season 4, vs. La Tech (Nov. 11, 2016)

### Field Goals

Career 2, vs. La Tech (Nov. 11, 2016)

Season 2, vs. La Tech (Nov. 11, 2016)

### Field Goal Attempts

Career 2, vs. La Tech (Nov. 11, 2016)

Season 2, vs. La Tech (Nov. 11, 2016)

### 3-Point Field Goals

Career -

Season -

### 3-Point Field Goal Attempts

Career -

Season -

### Free Throws

Career -

Season -

### Free Throw Attempts

Career -

Season -

### Rebounds

Career 2, vs. Monmouth (Nov. 15, 2016)

Season 2, vs. Monmouth (Nov. 15, 2016)

### Assists

Career 1, twice, last vs. Monmouth (Nov. 15, 2016)

Season 1, twice, last vs. Monmouth (Nov. 15, 2016)

### Blocks

Career -

Season -

### Steals

Career -

Season -

### Minutes Played

Career 14, vs. La Tech (Nov. 11, 2016)

Season 14, vs. La Tech (Nov. 11, 2016)

## 2016-17

Opponent	Date	GS	Min	FG-FGA	Pct	3FG-FGA	Pct	FT-FTA	Pct	Off	Def	Tot	Avg	PF	FO	A	TO	Blk	Stl	Pts	Avg
Louisiana Tech	11/11/16		14	2-2	1.000	0-0	.000	0-0	.000	0	0	0	0.0	2	0	1	0	0	0	4	4.0
Holy Cross	11/13/16		12	0-1	.000	0-0	.000	0-0	.000	1	0	1	0.5	2	0	0	0	0	0	0	2.0
Monmouth	11/15/16		9	0-0	.000	0-0	.000	0-0	.000	1	2	1.0	2.0	1	0	1	0	0	0	0	1.3
SC State	11/18/16		8	0-1	.000	0-0	.000	0-0	.000	0	1	1.0	2.0	2	0	0	0	0	0	0	1.0
Michigan	11/23/16	-	-	-	-	-	-	-	-	-	-	-	-	-	-	-	-	-	-	-	-
vs. Syracuse	11/26/16	-	-	-	-	-	-	-	-	-	-	-	-	-	-	-	-	-	-	-	-
vs. Syracuse	11/26/16	-	-	-	-	-	-	-	-	-	-	-	-	-	-	-	-	-	-	-	-
Vermont	12/1/16																				
FIU	12/4/16																				
vs. Seton Hall	12/12/16																				
at USF	12/17/16																				
Clemson	12/21/16																				
Lander	12/27/16																				
at Memphis	12/30/16																				
at Georgia	1/4/17																				
Texas A&M	1/7/17																				
at Tennessee	1/11/17																				
Ole Miss	1/14/17																				
Florida	1/18/17																				
at Kentucky	1/21/17																				
Auburn	1/24/17																				
at Missouri	1/28/17																				
at LSU	2/1/17																				
Georgia	2/4/17																				
Alabama	2/7/17																				
at Mississippi State	2/11/17																				
Arkansas	2/15/17																				
Vanderbilt	2/18/17																				
at Florida	2/21/17																				
Tennessee	2/25/17																				
Mississippi State	2/28/17																				
at Ole Miss	3/4/17																				
vs. SEC Tournament	TBD																				
vs. NCAA Tournament	TBD																				

## CAREER STATISTICS

Season	GP-GS	Min	Avg	FG	FGA	Pct	3FG	3FGA	Pct	FT	FTA	Pct	Off	Def	Tot	Avg	PF	FO	Ast	TO	Blk	Stl	Pts	Avg
2015-16	4-0	9	2.3	0	0	.000	0	0	.000	0	0	.000	0	0	0	0.0	1	0	0	1	0	0	0	0.0
2016-17	4-0	43	10.8	2	4	.500	0	0	.000	0	0	.000	2	2	4	1.0	8	0	2	0	0	0	4	1.0
<b>Totals</b>	<b>8-0</b>	<b>52</b>	<b>6.5</b>	<b>2</b>	<b>4</b>	<b>.500</b>	<b>0</b>	<b>0</b>	<b>.000</b>	<b>0</b>	<b>0</b>	<b>.000</b>	<b>2</b>	<b>2</b>	<b>4</b>	<b>0.5</b>	<b>9</b>	<b>0</b>	<b>2</b>	<b>1</b>	<b>0</b>	<b>0</b>	<b>4</b>	<b>0.5</b>

## CAREER SEC STATISTICS

Season	GP-GS	Min	Avg	FG	FGA	Pct	3FG	3FGA	Pct	FT	FTA	Pct	Off	Def	Tot	Avg	PF	FO	Ast	TO	Blk	Stl	Pts	Avg
2016																								



# #14 RAN TUT

JUNIOR | FORWARD | 6'9" | 210 | TRANSFER

MELBOURNE, AUSTRALIA/EDISON ACADEMY/MONROE COLLEGE

## SEASON NOTABLES

- DNP in the exhibition vs. Newberry due to a knee injury
- Scored four points off the bench, pulling down six rebounds in opener vs. La Tech (Nov. 11)
- Collected three rebounds, with a block and a steal in eight minutes off the bench vs. Holy Cross (Nov. 13)
- Recorded two points and three rebounds off the bench in win vs. SC State (Nov. 18)

## TUT'S SEASON HIGHS

### Points

4, vs. La Tech (Nov. 11, 2016)

### Field Goals

2, vs. La Tech (Nov. 11, 2016)

### Field Goal Attempts

5, vs. La Tech (Nov. 11, 2016)

### 3-Point Field Goals

-

### 3-Point Field Goal Attempts

1, vs. La Tech (Nov. 11, 2016)

### Free Throws

-

### Free Throw Attempts

-

### Rebounds

6, vs. La Tech (Nov. 11, 2016)

### Assists

1, vs. La Tech (Nov. 11, 2016)

### Blocks

1, twice, last vs. Holy Cross (Nov. 13, 2016)

### Steals

1, twice, last vs. Holy Cross (Nov. 13, 2016)

### Minutes

19, vs. La Tech (Nov. 11, 2016)

## 2016-17

Opponent	Date	GS	Min	FG-FGA	Pct	3FG-FGA	Pct	FFFTA	Pct	Off	Def	Tot	Avg	PF	FO	A	TO	Blk	Stl	Pts	Avg
Louisiana Tech	11/11/16		19	2-5	.400	0-1	.000	0-0	.000	2	4	6	6.0	0	0	1	0	1	1	4	4.0
Holy Cross	11/13/16		8	0-0	.000	0-0	.000	0-0	.000	0	3	3	4.5	0	0	0	0	1	1	0	2.0
Monmouth	11/15/16		-	-	-	-	-	-	-	-	-	-	-	-	-	-	-	-	-	-	-
SC State	11/18/16		7	1-2	.500	0-0	.000	0-0	.000	1	2	3	4.0	0	0	0	0	0	0	2	2.0
Michigan	11/23/16		1	0-0	.000	0-0	.000	0-0	.000	0	0	0	3.0	0	0	0	0	0	0	0	1.5
vs. Syracuse	11/26/16		-	-	-	-	-	-	-	-	-	-	-	-	-	-	-	-	-	-	-
Vermont	12/1/16		-	-	-	-	-	-	-	-	-	-	-	-	-	-	-	-	-	-	-
FIU	12/4/16		-	-	-	-	-	-	-	-	-	-	-	-	-	-	-	-	-	-	-
vs. Seton Hall	12/12/16		-	-	-	-	-	-	-	-	-	-	-	-	-	-	-	-	-	-	-
at USF	12/17/16		-	-	-	-	-	-	-	-	-	-	-	-	-	-	-	-	-	-	-
Clemson	12/21/16		-	-	-	-	-	-	-	-	-	-	-	-	-	-	-	-	-	-	-
Lander	12/27/16		-	-	-	-	-	-	-	-	-	-	-	-	-	-	-	-	-	-	-
at Memphis	12/30/16		-	-	-	-	-	-	-	-	-	-	-	-	-	-	-	-	-	-	-
at Georgia	1/4/17		-	-	-	-	-	-	-	-	-	-	-	-	-	-	-	-	-	-	-
Texas A&M	1/7/17		-	-	-	-	-	-	-	-	-	-	-	-	-	-	-	-	-	-	-
at Tennessee	1/11/17		-	-	-	-	-	-	-	-	-	-	-	-	-	-	-	-	-	-	-
Ole Miss	1/14/17		-	-	-	-	-	-	-	-	-	-	-	-	-	-	-	-	-	-	-
Florida	1/18/17		-	-	-	-	-	-	-	-	-	-	-	-	-	-	-	-	-	-	-
at Kentucky	1/21/17		-	-	-	-	-	-	-	-	-	-	-	-	-	-	-	-	-	-	-
Auburn	1/24/17		-	-	-	-	-	-	-	-	-	-	-	-	-	-	-	-	-	-	-
at Missouri	1/28/17		-	-	-	-	-	-	-	-	-	-	-	-	-	-	-	-	-	-	-
at LSU	2/1/17		-	-	-	-	-	-	-	-	-	-	-	-	-	-	-	-	-	-	-
Georgia	2/4/17		-	-	-	-	-	-	-	-	-	-	-	-	-	-	-	-	-	-	-
Alabama	2/7/17		-	-	-	-	-	-	-	-	-	-	-	-	-	-	-	-	-	-	-
at Mississippi State	2/11/17		-	-	-	-	-	-	-	-	-	-	-	-	-	-	-	-	-	-	-
Arkansas	2/15/17		-	-	-	-	-	-	-	-	-	-	-	-	-	-	-	-	-	-	-
at Vanderbilt	2/18/17		-	-	-	-	-	-	-	-	-	-	-	-	-	-	-	-	-	-	-
at Florida	2/21/17		-	-	-	-	-	-	-	-	-	-	-	-	-	-	-	-	-	-	-
Tennessee	2/25/17		-	-	-	-	-	-	-	-	-	-	-	-	-	-	-	-	-	-	-
Mississippi State	2/28/17		-	-	-	-	-	-	-	-	-	-	-	-	-	-	-	-	-	-	-
at Ole Miss	3/4/17		-	-	-	-	-	-	-	-	-	-	-	-	-	-	-	-	-	-	-
vs. SEC Tournament	TBD		-	-	-	-	-	-	-	-	-	-	-	-	-	-	-	-	-	-	-
vs. NCAA Tournament	TBD		-	-	-	-	-	-	-	-	-	-	-	-	-	-	-	-	-	-	-

## CAREER STATISTICS

Season	GP-GS	Min	Avg	FG	FGA	Pct	3FG	3FGA	Pct	FT	FIA	Pct	Off	Def	Tot	Avg	PF	FO	Ast	TO	Blk	Stl	Pts	Avg
2016-17	4-0	35	8.8	3	7	.429	0	1	.000	0	0	.000	3	9	12	3.0	0	0	1	0	2	2	6	1.8

## CAREER SEC STATISTICS

Season	GP-GS	Min	Avg	FG	FGA	Pct	3FG	3FGA	Pct	FT	FIA	Pct	Off	Def	Tot	Avg	PF	FO	Ast	TO	Blk	Stl	Pts	Avg
2017																								



# #1 KORY HOLDEN

JUNIOR | GUARD | 6'1" | 181 | 2 LETTERS

SALISBURY, MD./DELAWARE

## SEASON NOTABLES

- Transfer from Delaware in the offseason, and is not eligible to play in 2016-17 due to NCAA transfer rules

### HOLDEN'S CAREER HIGHS

*Points*

-

*Field Goals*

-

*Field Goal Attempts*

-

*3-Point Field Goals*

-

*3-Point Field Goal Attempts*

-

*Free Throws*

-

*Free Throw Attempts*

-

*Rebounds*

-

*Assists*

-

*Blocks*

-

*Steals*

-

*Minutes*

-

### CAREER STATISTICS

Season	GP-GS	Min	Avg	FG	FGA	Pct	3FG	3FGA	Pct	FT	FTA	Pct	Off	Def	Tot	Avg	PF	FO	Ast	TO	Blk	Stl	Pts	Avg
2016-17																								

### CAREER SEC STATISTICS

Season	GP-GS	Min	Avg	FG	FGA	Pct	3FG	3FGA	Pct	FT	FTA	Pct	Off	Def	Tot	Avg	PF	FO	Ast	TO	Blk	Stl	Pts	Avg
2017																								



# #5 TEMARCUS BLANTON

R-SOPHOMORE | GUARD | 6'5" | 206 | 1 LETTER

LOCUST GROVE, GA./LUELLEA

## SEASON NOTABLES

- Scored eight points in 13 minutes in the exhibition win vs. Newberry
- Hit a 3 off the bench in win vs. Holy Cross (Nov. 13), for his first points of the season
- Four points and four rebounds in OT win over Monmouth (Nov. 15)
- Tallied two points in four minutes in win vs. No. 18/16 Syracuse (Nov. 26)

## BLANTON'S CAREER HIGHS

### Points

Career 6, vs. Drexel (Dec. 15, 2015)  
 Season 4, vs. Monmouth (Nov. 15, 2016)

### Field Goals

Career 2, vs. Drexel (Dec. 15, 2015)  
 Season 1, 3x, last vs. Syracuse (Nov. 26, 2016)

### Field Goal Attempts

Career 3, vs. Monmouth (Nov. 15, 2016)  
 Season 3, vs. Monmouth (Nov. 15, 2016)

### 3-Point Field Goals

Career 2, vs. Drexel (Dec. 15, 2015)  
 Season 1, twice, last vs. Monmouth (Nov. 15, 2016)

### 3-Point Field Goal Attempts

Career 2, twice, last vs. Monmouth (Nov. 15, 2016)  
 Season 1, twice, last vs. Monmouth (Nov. 15, 2016)

### Free Throws

Career 2, twice, last vs. Francis Marion (Dec. 30, 2015)  
 Season 1, vs. Monmouth (Nov. 15, 2016)

### Free Throw Attempts

Career 2, 3x, last vs. Monmouth (Nov. 15, 2016)  
 Season 2, vs. Monmouth (Nov. 15, 2016)

### Rebounds

Career 4, vs. Monmouth (Nov. 15, 2016)  
 Season 4, vs. Monmouth (Nov. 15, 2016)

### Assists

Career 1, twice, last vs. Western Carolina (Nov. 30, 2015)  
 Season -

### Blocks

Career -  
 Season -

### Steals

Career 1, twice, last vs. USF (Dec. 5, 2015)  
 Season -

### Minutes Played

Career 7, twice, last vs. Monmouth (Nov. 15, 2016)  
 Season 7, vs. Monmouth (Nov. 15, 2016)

## 2016-17

Opponent	Date	GS	Min	FG-FGA	Pct	3FG-FGA	Pct	FT-FTA	Pct	Off	Def	Tot	Avg	PF	FO	A	TO	Blk	Stl	Pts	Avg
Louisiana Tech	11/11/16	-	-	-	-	-	-	-DNP - Coaches Decision	-	-	-	-	-	-	-	-	-	-	-	-	-
Holy Cross	11/13/16	3	1-1	1.000	1-1	1.000	0-0	.000	0	1	1	1.0	0	0	0	0	0	0	0	3	3.0
Monmouth	11/15/16	7	1-3	.333	1-2	.500	1-2	.500	1	3	4	2.5	0	0	0	1	0	0	0	4	3.5
SC State	11/18/16	-	-	-	-	-	-	-DNP - Abdominal Strain	-	-	-	-	-	-	-	-	-	-	-	-	-
Michigan	11/23/16	-	-	-	-	-	-	-DNP - Abdominal Strain	-	-	-	-	-	-	-	-	-	-	-	-	-
vs. Syracuse	11/26/16	4	1-1	1.000	0-0	.000	0-0	.000	0	0	0	1.7	0	0	0	0	0	0	0	2	3.0
Vermont	12/1/16																				
FIU	12/4/16																				
vs. Seton Hall	12/12/16																				
at USF	12/17/16																				
Clemson	12/21/16																				
Lander	12/27/16																				
at Memphis	12/30/16																				
at Georgia	1/4/17																				
Texas A&M	1/7/17																				
at Tennessee	1/11/17																				
Ole Miss	1/14/17																				
Florida	1/18/17																				
at Kentucky	1/21/17																				
Auburn	1/24/17																				
at Missouri	1/28/17																				
at LSU	2/1/17																				
Georgia	2/4/17																				
Alabama	2/7/17																				
at Mississippi State	2/11/17																				
Arkansas	2/15/17																				
at Vanderbilt	2/18/17																				
at Florida	2/21/17																				
Tennessee	2/25/17																				
Mississippi State	2/28/17																				
at Ole Miss	3/4/17																				
vs. SEC Tournament	TBD																				
vs. NCAA Tournament	TBD																				

## CAREER STATISTICS

Season	GP-GS	Min	Avg	FG	FGA	Pct	3FG	3FGA	Pct	FT	FTA	Pct	Off	Def	Tot	Avg	PF	FO	Ast	TO	Blk	Stl	Pts	Avg
2015-16	8-0	32	4.0	3	8	.375	2	4	.500	4	4	1.000	2	3	5	0.6	4	0	2	1	0	2	12	1.5
2016-17	3-0	14	4.7	3	5	.600	2	3	.667	1	2	.500	1	4	5	1.7	0	0	0	1	0	0	9	3.0
<b>Totals</b>	<b>11-0</b>	<b>46</b>	<b>4.2</b>	<b>6</b>	<b>13</b>	<b>.462</b>	<b>4</b>	<b>7</b>	<b>.571</b>	<b>5</b>	<b>6</b>	<b>.833</b>	<b>3</b>	<b>7</b>	<b>10</b>	<b>0.9</b>	<b>4</b>	<b>0</b>	<b>2</b>	<b>2</b>	<b>0</b>	<b>2</b>	<b>21</b>	<b>1.9</b>

## CAREER SEC STATISTICS

Season	GP-GS	Min	Avg	FG	FGA	Pct	3FG	3FGA	Pct	FT	FTA	Pct	Off	Def	Tot	Avg	PF	FO	Ast	TO	Blk	Stl	Pts	Avg
2016	1-0	3	3.0	1	1	1.000	0	0	.000	0	0	.000	0	0	0	0.0	0	0	0	0	0	0	2	2.0



# #2 HASSANI GRAVETT

R-SOPHOMORE | GUARD | 6'1" | 183 | TRANSFER

VILLA RICA, GA./ALEXANDER/PENSACOLA STATE COLLEGE

## SEASON NOTABLES

- Scored four points with three assists in the exhibition win vs. Newberry
- High scorer off the bench with seven points, adding a pair of assists in 24 minutes vs. La Tech in season opener (Nov. 11)
- Scored four points, dishing four assists with a steal in win vs. Holy Cross (Nov. 13)
- Collected one steal and one assist in OT win vs. Monmouth (Nov. 15)
- Had new career-high eight points in 16 minutes off bench vs. SC State (Nov. 18), also had an assist and two rebounds
- Led all bench players with 29 minutes (career-high) played in win vs. No. 25/24 Michigan, tallied two points, four rebounds and four assists, which led team
- Recorded two points, three rebounds, two assists and two steals in victory vs. No. 18/16 Syracuse (Nov. 26), his 21 minutes played off the bench led all reserves

## GRAVETT'S SEASON HIGHS

### Points

8, vs. SC State (Nov. 18, 2016)

### Field Goals

3, twice, last vs. SC State (Nov. 18, 2016)

### Field Goal Attempts

7, vs. La Tech (Nov. 11, 2016)

### 3-Point Field Goals

2, vs. SC State (Nov. 18, 2016)

### 3-Point Field Goal Attempts

4, vs. SC State (Nov. 18, 2016)

### Free Throws

-

### Free Throw Attempts

2, vs. La Tech (Nov. 11, 2016)

### Rebounds

4, vs. Michigan (Nov. 23, 2016)

### Assists

4, twice, last vs. Michigan (Nov. 23, 2016)

### Blocks

-

### Steals

2, vs. Syracuse (Nov. 26, 2016)

### Minutes

29, vs. Michigan (Nov. 23, 2016)

## 2016-17

Opponent	Date	GS	Min	FG-FGA	Pct	3FG-FGA	Pct	FT-FTA	Pct	Off	Def	Tot	Avg	PF	FO	A	TO	Blk	Stl	Pts	Avg
Louisiana Tech	11/11/16		24	3-7	.429	1-2	.500	0-2	.000	2	1	3	3.0	0	0	2	1	0	0	7	7.0
Holy Cross	11/13/16		17	2-6	.333	0-3	.000	0-0	.000	0	2	2	2.5	2	0	4	3	0	1	4	5.5
Monmouth	11/15/16		18	0-3	.000	0-0	.000	0-2	.000	0	2	2	2.3	2	0	1	3	0	1	0	3.7
SC State	11/18/16		16	3-6	.500	2-4	.500	0-0	.000	0	2	2	2.3	2	0	1	0	0	0	8	4.8
Michigan	11/23/16		29	1-6	.167	0-3	.000	0-0	.000	2	2	4	2.6	2	0	4	1	0	0	2	4.2
vs. Syracuse	11/26/16		21	1-4	.250	0-2	.000	0-0	.000	0	3	3	2.7	1	0	2	1	0	2	2	3.8
Vermont	12/1/16																				
FIU	12/4/16																				
vs. Seton Hall	12/12/16																				
at USF	12/17/16																				
Clemson	12/21/16																				
Lander	12/27/16																				
at Memphis	12/30/16																				
at Georgia	1/4/17																				
Texas A&M	1/7/17																				
at Tennessee	1/11/17																				
Ole Miss	1/14/17																				
Florida	1/18/17																				
at Kentucky	1/21/17																				
Auburn	1/24/17																				
at Missouri	1/28/17																				
at LSU	2/1/17																				
Georgia	2/4/17																				
Alabama	2/7/17																				
at Mississippi State	2/11/17																				
Arkansas	2/15/17																				
at Vanderbilt	2/18/17																				
at Florida	2/21/17																				
Tennessee	2/25/17																				
Mississippi State	2/28/17																				
at Ole Miss	3/4/17																				
vs. SEC Tournament	TBD																				
vs. NCAA Tournament	TBD																				

## CAREER STATISTICS

Season	GP-GS	Min	Avg	FG	FGA	Pct	3FG	3FGA	Pct	FT	FTA	Pct	Off	Def	Tot	Avg	PF	FO	Ast	TO	Blk	Stl	Pts	Avg
2016-17	6-0	125	20.8	10	32	.313	3	14	.214	0	4	.000	4	12	16	2.7	9	0	14	9	0	4	23	3.8

## CAREER SEC STATISTICS

Season	GP-GS	Min	Avg	FG	FGA	Pct	3FG	3FGA	Pct	FT	FTA	Pct	Off	Def	Tot	Avg	PF	FO	Ast	TO	Blk	Stl	Pts	Avg
2017																								



# #15 PJ DOZIER

SOPHOMORE | GUARD | 6'6" | 205 | 1 LETTER

COLUMBIA, S.C./SPRING VALLEY

## SEASON NOTABLES

- Tallied 17 points and dished three assists with three steals in the exhibition win vs. Newberry
- Scored a career high 17 points, with two assists and four rebounds in season opener vs. La Tech (Nov. 11)
- Tallied 15 points, with five assists and a steal in win vs. Holy Cross (Nov. 13)
- Connected on a career high three 3s vs. the Crusaders
- Hit the game-winning jumper as time expired in overtime victory over Monmouth (Nov. 15)
- Didn't score in regulation vs. the Hawks, but scored six of Carolina's 10 points in OT to help secure win
- Poured in eight points and led the team with six assists and three steals in win vs. SC State (Nov. 18)
- Had two rebounds, two steals and one block in 17 minutes played in win vs. Michigan (Nov. 23), foul trouble limited his minutes, helped hold Wolverine leading-scorer Zak Irvin to just five points (2-of-13 shooting)
- Posted the first double-double of his career with 15 points and 10 rebounds in win vs. No. 18/16 Syracuse (Nov. 26), also had three steals and one assist in 29 minutes played

## DOZIER'S CAREER HIGHS

### Points

Career 17, vs. La Tech (Nov. 11, 2016)  
 Season 17, vs. La Tech (Nov. 11, 2016)

### Field Goals

Career 7, twice, last vs. Syracuse (Nov. 26, 2016)  
 Season 7, vs. Syracuse (Nov. 26, 2016)

### Field Goal Attempts

Career 16, vs. Syracuse (Nov. 26, 2016)  
 Season 16, vs. Syracuse (Nov. 26, 2016)

### 3-Point Field Goals

Career 3, vs. Holy Cross (Nov. 13, 2016)  
 Season 3, vs. Holy Cross (Nov. 13, 2016)

### 3-Point Field Goal Attempts

Career 6, vs. Holy Cross (Nov. 13, 2016)  
 Season 6, vs. Holy Cross (Nov. 13, 2016)

### Free Throws

Career 10, vs. Drexel (Dec. 15, 2015)  
 Season 5, vs. La Tech (Nov. 11, 2016)

### Free Throw Attempts

Career 16, vs. Drexel (Dec. 15, 2015)  
 Season 6, vs. La Tech (Nov. 11, 2016)

### Rebounds

Career 10, vs. Syracuse (Nov. 26, 2016)  
 Season 10, vs. Syracuse (Nov. 26, 2016)

### Assists

Career 6, vs. SC State (Nov. 18, 2016)  
 Season 6, vs. SC State (Nov. 18, 2016)

### Blocks

Career 2, vs. Oral Roberts (Nov. 16, 2015)  
 Season 1, vs. Michigan (Nov. 23, 2016)

### Steals

Career 5, vs. Francis Marion (Dec. 30, 2015)  
 Season 3, twice, last vs. Syracuse (Nov. 26, 2016)

### Minutes Played

Career 30, twice, last vs. Monmouth (Nov. 15, 2016)  
 Season 30, twice, last vs. Monmouth (Nov. 15, 2016)

## 2016-17

Opponent	Date	GS	Min	FG-FGA	Pct	3FG-FGA	Pct	FT-FTA	Pct	Off	Def	Tot	Avg	PF	FO	A	TO	Blk	Stl	Pts	Avg
Louisiana Tech	11/11/16	*	30	5-9	.556	2-3	.667	5-6	.833	0	4	4	4.0	3	0	2	2	0	2	17	17.0
Holy Cross	11/13/16	*	28	4-7	.571	3-6	.500	4-4	1.000	0	3	3	3.5	3	0	5	2	0	1	15	16.0
Monmouth	11/15/16	*	30	3-10	.300	0-2	.000	0-0	.000	0	2	2	3.0	2	0	2	3	0	1	6	12.7
SC State	11/18/16	*	21	2-7	.286	2-4	.500	2-2	1.000	0	2	2	2.8	1	0	6	1	0	3	8	11.5
Michigan	11/23/16	*	17	0-5	.000	0-1	.000	0-0	.000	1	1	2	2.6	4	0	0	3	1	2	0	9.2
vs. Syracuse	11/26/16	*	29	7-16	.438	1-4	.250	0-0	.000	2	8	10	3.8	3	0	1	3	0	3	15	10.2
Vermont	12/1/16																				
FIU	12/4/16																				
vs. Seton Hall	12/12/16																				
at USF	12/17/16																				
Clemson	12/21/16																				
Lander	12/27/16																				
at Memphis	12/30/16																				
at Georgia	1/4/17																				
Texas A&M	1/7/17																				
at Tennessee	1/11/17																				
Ole Miss	1/14/17																				
Florida	1/18/17																				
at Kentucky	1/21/17																				
Auburn	1/24/17																				
at Missouri	1/28/17																				
at LSU	2/1/17																				
Georgia	2/4/17																				
Alabama	2/7/17																				
at Mississippi State	2/11/17																				
Arkansas	2/15/17																				
at Vanderbilt	2/18/17																				
at Florida	2/21/17																				
Tennessee	2/25/17																				
Mississippi State	2/28/17																				
at Ole Miss	3/4/17																				
vs. SEC Tournament	TBD																				
vs. NCAA Tournament	TBD																				

## CAREER STATISTICS

Season	GP-GS	Min	Avg	FG	FGA	Pct	3FG	3FGA	Pct	FT	FTA	Pct	Off	Def	Tot	Avg	PF	FO	Ast	TO	Blk	Stl	Pts	Avg
2015-16	34-28	647	19.0	91	239	.381	10	47	.213	37	68	.544	27	74	101	3.0	84	1	70	90	13	34	229	6.7
2016-17	6-6	155	25.8	21	54	.389	8	20	.400	11	12	.917	3	20	23	3.8	16	0	16	14	1	12	61	10.2
<b>Totals</b>	<b>40-34</b>	<b>802</b>	<b>20.1</b>	<b>112</b>	<b>293</b>	<b>.382</b>	<b>18</b>	<b>67</b>	<b>.269</b>	<b>48</b>	<b>80</b>	<b>.600</b>	<b>30</b>	<b>94</b>	<b>124</b>	<b>3.1</b>	<b>100</b>	<b>1</b>	<b>86</b>	<b>104</b>	<b>14</b>	<b>46</b>	<b>290</b>	<b>7.3</b>

## CAREER SEC STATISTICS

Season	GP-GS	Min	Avg	FG	FGA	Pct	3FG	3FGA	Pct	FT	FTA	Pct	Off	Def	Tot	Avg	PF	FO	Ast	TO	Blk	Stl	Pts	Avg
2016	18-14	332	18.4	42	121	.347	1	21	.048	18	30	.600	16	33	49	2.7	48	1	40	56	5	12	103	5.7



# #21 JOHN RAGIN

SOPHOMORE | GUARD | 6'2" | 177 | 1 LETTER

EASTOVER, S.C./CARDINAL NEWMAN

## SEASON NOTABLES

.

### RAGIN'S CAREER HIGHS

#### Points

Career 2, vs. Francis Marion (Dec. 30, 2015)

Season

#### Field Goals

Career 1, vs. Francis Marion (Dec. 30, 2015)

Season

#### Field Goal Attempts

Career 1, 3x, last vs. Francis Marion (Dec. 30, 2015)

Season

#### 3-Point Field Goals

Career -

Season

#### 3-Point Field Goal Attempts

Career 1, vs. USF (Dec. 5, 2015)

Season

#### Free Throws

Career -

Season

#### Free Throw Attempts

Career -

Season

#### Rebounds

Career 1, vs. Western Carolina (Nov. 30, 2015)

Season

#### Assists

Career -

Season

#### Blocks

Career -

Season

#### Steals

Career -

Season

#### Minutes Played

Career 2, 4x, last at Alabama (Jan. 13, 2016)

Season

### 2016-17

Opponent	Date	GS	Min	FG-FGA	Pct	3FG-FGA	Pct	FT-FTA	Pct	Off	Def	Tot	Avg	PF	FO	A	TO	Blk	Stl	Pts	Avg
Louisiana Tech	11/11/16	-	-	-	-	-	-	-DNP - Coaches Decision	-	-	-	-	-	-	-	-	-	-	-	-	-
Holy Cross	11/13/16	-	-	-	-	-	-	-DNP - Coaches Decision	-	-	-	-	-	-	-	-	-	-	-	-	-
Monmouth	11/15/16	-	-	-	-	-	-	-DNP - Coaches Decision	-	-	-	-	-	-	-	-	-	-	-	-	-
SC State	11/18/16	-	-	-	-	-	-	-DNP - Coaches Decision	-	-	-	-	-	-	-	-	-	-	-	-	-
Michigan	11/23/16	-	-	-	-	-	-	-DNP - Coaches Decision	-	-	-	-	-	-	-	-	-	-	-	-	-
vs. Syracuse	11/26/16	-	-	-	-	-	-	-DNP - Coaches Decision	-	-	-	-	-	-	-	-	-	-	-	-	-
Vermont	12/1/16																				
FIU	12/4/16																				
vs. Seton Hall	12/12/16																				
at USF	12/17/16																				
Clemson	12/21/16																				
Lander	12/27/16																				
at Memphis	12/30/16																				
at Georgia	1/4/17																				
Texas A&M	1/7/17																				
at Tennessee	1/11/17																				
Ole Miss	1/14/17																				
Florida	1/18/17																				
at Kentucky	1/21/17																				
Auburn	1/24/17																				
at Missouri	1/28/17																				
at LSU	2/1/17																				
Georgia	2/4/17																				
Alabama	2/7/17																				
at Mississippi State	2/11/17																				
Arkansas	2/15/17																				
at Vanderbilt	2/18/17																				
at Florida	2/21/17																				
Tennessee	2/25/17																				
Mississippi State	2/28/17																				
at Ole Miss	3/4/17																				
vs. SEC Tournament	TBD																				
vs. NCAA Tournament	TBD																				

### CAREER STATISTICS

Season	GP-GS	Min	Avg	FG	FGA	Pct	3FG	3FGA	Pct	FT	FIA	Pct	Off	Def	Tot	Avg	PF	FO	Ast	TO	Blk	Stl	Pts	Avg
2015-16	4-0	8	2.0	1	3	.333	0	1	.000	0	0	.000	0	1	1	0.3	0	0	0	0	0	0	2	0.5
2016-17																								
Totals																								

### CAREER SEC STATISTICS

Season	GP-GS	Min	Avg	FG	FGA	Pct	3FG	3FGA	Pct	FT	FIA	Pct	Off	Def	Tot	Avg	PF	FO	Ast	TO	Blk	Stl	Pts	Avg
2016	1-0	2	2.0	0	0	.000	0	0	.000	0	0	.000	0	0	0	0.0	0	0	0	0	0	0	0	0.0





# #30 CHRIS SILVA

SOPHOMORE | FORWARD | 6'9" | 223 | 1 LETTER  
LIBREVILLE, GABON/ROSELLE (N.J.)

## SEASON NOTABLES

- Scored four points with six rebounds in the exhibition win vs. Newberry
- Foul trouble early, but returned to score 11 points with two rebounds and two blocks in season opener vs. La Tech (Nov. 11)
- Scored nine points with a team high eight rebounds and two blocks in win vs. Holy Cross (Nov. 13)
- Collected first career double-double with 10 points and game high 10 rebounds in OT win over Monmouth (Nov. 15)
- Collected first career double-double with 10 points and game high 10 rebounds in OT win over Monmouth (Nov. 15)
- Had 11 points, seven rebounds and led team with three blocks in win vs. SC State (Nov. 18), went 5-for-5 from the charity stripe
- One of four Gamecocks in double figures after scoring 10 points in just 14 minutes in win vs. No. 25/24 Michigan (Nov. 23), played limited minutes due to foul trouble
- Recorded three points, six rebounds and one assist in 16 minutes in win vs. No. 18/16 Syracuse (Nov. 26)

## SILVA'S CAREER HIGHS

### Points

Career 13, vs. Francis Marion (Dec. 30, 2015)  
Season 11, twice, last vs. SC State (Nov. 18, 2016)

### Field Goals

Career 5, vs. Francis Marion (Dec. 30, 2015)  
Season 4, twice, last vs. Holy Cross (Nov. 13, 2016)

### Field Goal Attempts

Career 8, twice, last at Tennessee (Jan. 23, 2016)  
Season 6, twice, last vs. Holy Cross (Nov. 13, 2016)

### 3-Point Field Goals

Career -  
Season -

### 3-Point Field Goal Attempts

Career -  
Season -

### Free Throws

Career 8, vs. Norfolk State (Nov. 14, 2015)  
Season 5, vs. SC State (Nov. 18, 2016)

### Free Throw Attempts

Career 12, vs. Norfolk State (Nov. 14, 2015)  
Season 6, vs. Monmouth (Nov. 15, 2016)

### Rebounds

Career 11, vs. Western Carolina (Nov. 30, 2015)  
Season 10, vs. Monmouth (Nov. 15, 2016)

### Assists

Career 1, 7x, last vs. Syracuse (Nov. 26, 2016)  
Season 1, twice, last vs. Syracuse (Nov. 26, 2016)

### Blocks

Career 3, 4x, last vs. SC State (Nov. 18, 2016)  
Season 3, vs. SC State (Nov. 18, 2016)

### Steals

Career 3, at Tennessee (Jan. 23, 2016)  
Season -

### Minutes Played

Career 30, vs. Drexel (Dec. 15, 2015)  
Season 21, vs. Monmouth (Nov. 15, 2016)

## 2016-17

Opponent	Date	GS	Min	FG-FGA	Pct	3FG-FGA	Pct	FT-FTA	Pct	Off	Def	Tot	Avg	PF	FO	A	TO	Blk	Stl	Pts	Avg
Louisiana Tech	11/11/16	*	18	4-6	.667	0-0	.000	3-5	.600	0	2	2	2.0	4	0	0	1	2	0	11	11.0
Holy Cross	11/13/16	*	18	4-6	.667	0-0	.000	1-2	.500	3	5	8	5.0	4	0	0	0	2	0	9	10.0
Monmouth	11/15/16	*	21	3-5	.600	0-0	.000	4-6	.667	4	6	10	6.7	5	1	0	2	2	0	10	10.0
SC State	11/18/16	*	14	3-5	.600	0-0	.000	5-5	1.000	3	4	7	6.8	2	0	0	1	3	0	11	10.3
Michigan	11/23/16	*	14	3-5	.600	0-0	.000	4-5	.800	2	1	3	6.0	4	0	1	2	1	0	10	10.2
vs. Syracuse	11/26/16	*	16	1-4	.250	0-0	.000	1-2	.500	4	2	6	6.0	3	0	1	2	0	0	3	9.0
Vermont	12/1/16																				
FIU	12/4/16																				
vs. Seton Hall	12/12/16																				
at USF	12/17/16																				
Clemson	12/21/16																				
Lander	12/27/16																				
at Memphis	12/30/16																				
at Georgia	1/4/17																				
Texas A&M	1/7/17																				
at Tennessee	1/11/17																				
Ole Miss	1/14/17																				
Florida	1/18/17																				
at Kentucky	1/21/17																				
Auburn	1/24/17																				
at Missouri	1/28/17																				
at LSU	2/1/17																				
Georgia	2/4/17																				
Alabama	2/7/17																				
at Mississippi State	2/11/17																				
Arkansas	2/15/17																				
at Vanderbilt	2/18/17																				
at Florida	2/21/17																				
Tennessee	2/25/17																				
Mississippi State	2/28/17																				
at Ole Miss	3/4/17																				
vs. SEC Tournament	TBD																				
vs. NCAA Tournament	TBD																				

## CAREER STATISTICS

Season	GP-GS	Min	Avg	FG	FGA	Pct	3FG	3FGA	Pct	FT	FTA	Pct	Off	Def	Tot	Avg	PF	FO	Ast	TO	Blk	Stl	Pts	Avg
2015-16	32-6	425	13.3	53	110	.482	0	0	.000	67	110	.609	56	87	143	4.5	100	3	6	34	28	14	173	5.4
2016-17	6-6	101	16.8	18	31	.581	0	0	.000	18	25	.720	16	20	36	6.0	22	1	2	8	10	0	54	9.0
<b>Totals</b>	<b>38-12</b>	<b>526</b>	<b>13.8</b>	<b>71</b>	<b>141</b>	<b>.504</b>	<b>0</b>	<b>0</b>	<b>.000</b>	<b>85</b>	<b>135</b>	<b>.630</b>	<b>72</b>	<b>107</b>	<b>179</b>	<b>4.7</b>	<b>122</b>	<b>4</b>	<b>8</b>	<b>42</b>	<b>38</b>	<b>14</b>	<b>227</b>	<b>6.0</b>

## CAREER SEC STATISTICS

Season	GP-GS	Min	Avg	FG	FGA	Pct	3FG	3FGA	Pct	FT	FTA	Pct	Off	Def	Tot	Avg	PF	FO	Ast	TO	Blk	Stl	Pts	Avg
2016	18-6	221	12.3	30	54	.556	0	0	.000	27	47	.574	27	46	73	4.1	57	2	3	15	10	6	87	4.8



# #13 TOMMY CORCHIANI

FRESHMAN | GUARD | 6'1" | HS

RALEIGH, N.C./RAVENS CROFT

## SEASON NOTABLES

- Made Gamecock debut in win vs. SC State (Nov. 18), played three minutes and collected first career rebound on defensive end

## CORCHIANI'S SEASON HIGHS

### Points

-

### Field Goals

-

### Field Goal Attempts

-

### 3-Point Field Goals

-

### 3-Point Field Goal Attempts

-

### Free Throws

-

### Free Throw Attempts

-

### Rebounds

1, vs. SC State (Nov. 18, 2016)

### Assists

-

### Blocks

-

### Steals

-

### Minutes

3, vs. SC State (Nov. 18, 2016)

## 2016-17

Opponent	Date	GS	Min	FG-FGA	Pct	3FG-3FGA	Pct	FT-FTA	Pct	Off	Def	Tot	Avg	PF	FO	A	TO	Blk	Stl	Pts	Avg
Louisiana Tech	11/11/16	-	-	-	-	-	-	-	-	-	-	-	-	-	-	-	-	-	-	-	-
Holy Cross	11/13/16	-	-	-	-	-	-	-	-	-	-	-	-	-	-	-	-	-	-	-	-
Monmouth	11/15/16	-	-	-	-	-	-	-	-	-	-	-	-	-	-	-	-	-	-	-	-
SC State	11/18/16	-	3	0-0	.000	0-0	.000	0-0	.000	0	1	1	1.0	2	0	0	0	0	0	0	0.0
Michigan	11/23/16	-	-	-	-	-	-	-	-	-	-	-	-	-	-	-	-	-	-	-	-
vs. Syracuse	11/26/16	-	-	-	-	-	-	-	-	-	-	-	-	-	-	-	-	-	-	-	-
Vermont	12/1/16	-	-	-	-	-	-	-	-	-	-	-	-	-	-	-	-	-	-	-	-
FIU	12/4/16	-	-	-	-	-	-	-	-	-	-	-	-	-	-	-	-	-	-	-	-
vs. Seton Hall	12/12/16	-	-	-	-	-	-	-	-	-	-	-	-	-	-	-	-	-	-	-	-
at USF	12/17/16	-	-	-	-	-	-	-	-	-	-	-	-	-	-	-	-	-	-	-	-
Clemson	12/21/16	-	-	-	-	-	-	-	-	-	-	-	-	-	-	-	-	-	-	-	-
Lander	12/27/16	-	-	-	-	-	-	-	-	-	-	-	-	-	-	-	-	-	-	-	-
at Memphis	12/30/16	-	-	-	-	-	-	-	-	-	-	-	-	-	-	-	-	-	-	-	-
at Georgia	1/4/17	-	-	-	-	-	-	-	-	-	-	-	-	-	-	-	-	-	-	-	-
Texas A&M	1/7/17	-	-	-	-	-	-	-	-	-	-	-	-	-	-	-	-	-	-	-	-
at Tennessee	1/11/17	-	-	-	-	-	-	-	-	-	-	-	-	-	-	-	-	-	-	-	-
Ole Miss	1/14/17	-	-	-	-	-	-	-	-	-	-	-	-	-	-	-	-	-	-	-	-
Florida	1/18/17	-	-	-	-	-	-	-	-	-	-	-	-	-	-	-	-	-	-	-	-
at Kentucky	1/21/17	-	-	-	-	-	-	-	-	-	-	-	-	-	-	-	-	-	-	-	-
Auburn	1/24/17	-	-	-	-	-	-	-	-	-	-	-	-	-	-	-	-	-	-	-	-
at Missouri	1/28/17	-	-	-	-	-	-	-	-	-	-	-	-	-	-	-	-	-	-	-	-
at LSU	2/1/17	-	-	-	-	-	-	-	-	-	-	-	-	-	-	-	-	-	-	-	-
Georgia	2/4/17	-	-	-	-	-	-	-	-	-	-	-	-	-	-	-	-	-	-	-	-
Alabama	2/7/17	-	-	-	-	-	-	-	-	-	-	-	-	-	-	-	-	-	-	-	-
at Mississippi State	2/11/17	-	-	-	-	-	-	-	-	-	-	-	-	-	-	-	-	-	-	-	-
Arkansas	2/15/17	-	-	-	-	-	-	-	-	-	-	-	-	-	-	-	-	-	-	-	-
at Vanderbilt	2/18/17	-	-	-	-	-	-	-	-	-	-	-	-	-	-	-	-	-	-	-	-
at Florida	2/21/17	-	-	-	-	-	-	-	-	-	-	-	-	-	-	-	-	-	-	-	-
Tennessee	2/25/17	-	-	-	-	-	-	-	-	-	-	-	-	-	-	-	-	-	-	-	-
Mississippi State	2/28/17	-	-	-	-	-	-	-	-	-	-	-	-	-	-	-	-	-	-	-	-
at Ole Miss	3/4/17	-	-	-	-	-	-	-	-	-	-	-	-	-	-	-	-	-	-	-	-
vs. SEC Tournament	TBD	-	-	-	-	-	-	-	-	-	-	-	-	-	-	-	-	-	-	-	-
vs. NCAA Tournament	TBD	-	-	-	-	-	-	-	-	-	-	-	-	-	-	-	-	-	-	-	-

## CAREER STATISTICS

Season	GP-GS	Min	Avg	FG	FGA	Pct	3FG	3FGA	Pct	FT	FIA	Pct	Off	Def	Tot	Avg	PF	FO	Ast	TO	Blk	Stl	Pts	Avg
2016-17	1-0	3	3.0	0	0	.000	0	0	.000	0	0	.000	0	1	1	1.0	2	0	0	0	0	0	0	0.0

## CAREER SEC STATISTICS

Season	GP-GS	Min	Avg	FG	FGA	Pct	3FG	3FGA	Pct	FT	FIA	Pct	Off	Def	Tot	Avg	PF	FO	Ast	TO	Blk	Stl	Pts	Avg
2017																								



# #4 RAKYM FELDER

FRESHMAN | GUARD | 5'10" | HS

BROOKLYN, N.Y./LINCOLN

## SEASON NOTABLES

- Made season debut vs. Holy Cross (Nov. 13), scoring eight points with three assists and a rebound
- Played 17 minutes off the bench, logging nine points, four rebounds, two assists, two steals and two blocks in win vs. SC State (Nov. 18)
- Saw 11 minutes of action off the bench in win vs. No. 25/24 Michigan, logging one steal
- Logged two minutes off the bench in win vs. No. 18/16 Syracuse

## FELDER'S SEASON HIGHS

### Points

9, vs. SC State (Nov. 18, 2016)

### Field Goals

4, vs. SC State (Nov. 18, 2016)

### Field Goal Attempts

9, vs. SC State (Nov. 18, 2016)

### 3-Point Field Goals

2, vs. Holy Cross (Nov. 13, 2016)

### 3-Point Field Goal Attempts

2, twice, last vs. SC State (Nov. 18, 2016)

### Free Throws

2, vs. Holy Cross (Nov. 13, 2016)

### Free Throw Attempts

2, twice, last vs. Michigan (Nov. 23, 2016)

### Rebounds

4, vs. SC State (Nov. 18, 2016)

### Assists

3, vs. Holy Cross (Nov. 13, 2016)

### Blocks

2, vs. SC State (Nov. 18, 2016)

### Steals

2, vs. SC State (Nov. 18, 2016)

### Minutes

17, vs. SC State (Nov. 18, 2016)

## 2016-17

Opponent	Date	GS	Min	FG-FGA	Pct	3FG-FGA	Pct	FT-FTA	Pct	Off	Def	Tot	Avg	PF	FO	A	TO	Blk	Stl	Pts	Avg
Louisiana Tech	11/11/16	-	-	-	-	-	-	-DNP - Coaches Decision	-	-	-	-	-	-	-	-	-	-	-	-	-
Holy Cross	11/13/16	14	2-2	1.000	2-2	1.000	2-2	1.000	0	1	1	1.0	0	0	3	1	0	0	0	8	8.0
Monmouth	11/15/16	4	0-1	.000	0-0	.000	0-0	.000	0	0	0	0.5	0	0	0	0	0	0	0	0	4.0
SC State	11/18/16	17	4-7	.571	1-2	.500	0-1	.000	1	3	4	1.7	3	0	2	3	2	2	2	9	5.7
Michigan	11/23/16	11	0-1	.000	0-0	.000	0-2	.000	0	0	0	1.3	2	0	0	1	0	1	0	4.3	
vs. Syracuse	11/26/16	2	0-0	.000	0-0	.000	0-0	.000	0	0	0		2	0	0	0	0	0	0		
Vermont	12/1/16																				
FIU	12/4/16																				
vs. Seton Hall	12/12/16																				
at USF	12/17/16																				
Clemson	12/21/16																				
Lander	12/27/16																				
at Memphis	12/30/16																				
at Georgia	1/4/17																				
Texas A&M	1/7/17																				
at Tennessee	1/11/17																				
Ole Miss	1/14/17																				
Florida	1/18/17																				
at Kentucky	1/21/17																				
Auburn	1/24/17																				
at Missouri	1/28/17																				
at LSU	2/1/17																				
Georgia	2/4/17																				
Alabama	2/7/17																				
at Mississippi State	2/11/17																				
Arkansas	2/15/17																				
at Vanderbilt	2/18/17																				
at Florida	2/21/17																				
Tennessee	2/25/17																				
Mississippi State	2/28/17																				
at Ole Miss	3/4/17																				
vs. SEC Tournament	TBD																				
vs. NCAA Tournament	TBD																				

## CAREER STATISTICS

Season	GP-GS	Min	Avg	FG	FGA	Pct	3FG	3FGA	Pct	FT	FTA	Pct	Off	Def	Tot	Avg	PF	FO	Ast	TO	Blk	Stl	Pts	Avg
2016-17	5-0	48	9.6	6	11	.545	3	4	.750	2	5	.400	1	4	5	1.0	7	0	5	6	2	3	17	3.4

## CAREER SEC STATISTICS

Season	GP-GS	Min	Avg	FG	FGA	Pct	3FG	3FGA	Pct	FT	FTA	Pct	Off	Def	Tot	Avg	PF	FO	Ast	TO	Blk	Stl	Pts	Avg
2017																								



# #12 KHADIM GUEYE

FRESHMAN | FORWARD | 7'0" | HS

DAKAR, SENEGAL/VICTORY ROCK PREP

## SEASON NOTABLES

- Scored six points with seven rebounds in the exhibition win vs. Newberry
- Collected two rebounds in win vs. Holy Cross (Nov. 13)
- Played 17 minutes off the bench and scored first career points after going 4-for-4 from the free throw line in win vs. SC State (Nov. 18), also had new single-game high five rebounds
- Snagged two rebounds in 13 minutes off the bench in win vs. No. 25/24 Michigan (Nov. 23)
- Recorded four minutes in victory over No. 18/16 Syracuse (Nov. 26)

## GUEYE'S SEASON HIGHS

### Points

6, vs. SC State (Nov. 18, 2016)

### Field Goals

1, vs. SC State (Nov. 18, 2016)

### Field Goal Attempts

3, vs. SC State (Nov. 18, 2016)

### 3-Point Field Goals

-

### 3-Point Field Goal Attempts

-

### Free Throws

4, vs. SC State (Nov. 18, 2016)

### Free Throw Attempts

4, vs. SC State (Nov. 18, 2016)

### Rebounds

5, vs. SC State (Nov. 18, 2016)

### Assists

-

### Blocks

2, vs. SC State (Nov. 18, 2016)

### Steals

-

### Minutes

17, vs. SC State (Nov. 18, 2016)

## 2016-17

Opponent	Date	GS	Min	FG-FGA	Pct	3FG-FGA	Pct	FT-FTA	Pct	Off	Def	Tot	Avg	PF	FO	A	TO	Blk	Stl	Pts	Avg
Louisiana Tech	11/11/16		1	0-0	.000	0-0	.000	0-0	.000	0	0	0	0.0	3	0	0	1	0	0	0	0.0
Holy Cross	11/13/16		13	0-0	.000	0-0	.000	0-0	.000	1	1	2	1.0	1	0	0	1	1	0	0	0.0
Monmouth	11/15/16		1	0-0	.000	0-0	.000	0-0	.000	0	0	0	0.7	2	0	0	1	0	0	0	0.0
SC State	11/18/16		17	1-3	.333	0-0	.000	4-4	1.000	2	3	5	1.8	0	0	0	0	2	0	6	1.5
Michigan	11/23/16		13	0-2	.000	0-0	.000	0-0	.000	1	1	2	1.8	2	0	0	0	0	0	0	1.2
vs. Syracuse	11/26/16		4	0-0	.000	0-0	.000	0-0	.000	0	0	0	1.5	2	0	0	0	0	0	0	1.0
Vermont	12/1/16																				
FIU	12/4/16																				
vs. Seton Hall	12/12/16																				
at USF	12/17/16																				
Clemson	12/21/16																				
Lander	12/27/16																				
at Memphis	12/30/16																				
at Georgia	1/4/17																				
Texas A&M	1/7/17																				
at Tennessee	1/11/17																				
Ole Miss	1/14/17																				
Florida	1/18/17																				
at Kentucky	1/21/17																				
Auburn	1/24/17																				
at Missouri	1/28/17																				
at LSU	2/1/17																				
Georgia	2/4/17																				
Alabama	2/7/17																				
at Mississippi State	2/11/17																				
Arkansas	2/15/17																				
at Vanderbilt	2/18/17																				
at Florida	2/21/17																				
Tennessee	2/25/17																				
Mississippi State	2/28/17																				
at Ole Miss	3/4/17																				
vs. SEC Tournament	TBD																				
vs. NCAA Tournament	TBD																				

## CAREER STATISTICS

Season	GP-GS	Min	Avg	FG	FGA	Pct	3FG	3FGA	Pct	FT	FTA	Pct	Off	Def	Tot	Avg	PF	FO	Ast	TO	Blk	Stl	Pts	Avg
2016-17	6-0	49	8.2	1	5	.200	0	0	.000	4	4	1.000	4	5	9	1.5	10	0	0	3	3	0	6	1.0

## CAREER SEC STATISTICS

Season	GP-GS	Min	Avg	FG	FGA	Pct	3FG	3FGA	Pct	FT	FTA	Pct	Off	Def	Tot	Avg	PF	FO	Ast	TO	Blk	Stl	Pts	Avg
2017																								



# #23 EVAN HINSON

FRESHMAN | GUARD | 6'4" | HS

DELTONA, FLA./DELTONA

## SEASON NOTABLES

- Also a member of the Carolina football team and will join the basketball squad at the conclusion of the football season

## HINSON'S SEASON HIGHS

**Points**

-

**Field Goals**

-

**Field Goal Attempts**

-

**3-Point Field Goals**

-

**3-Point Field Goal Attempts**

-

**Free Throws**

-

**Free Throw Attempts**

-

**Rebounds**

-

**Assists**

-

**Blocks**

-

**Steals**

-

**Minutes**

-

## 2016-17

Opponent	Date	GS	Min	FG-FGA	Pct	3FG-FGA	Pct	FT-FTA	Pct	Off	Def	Tot	Avg	PF	FO	A	TO	Blk	Stl	Pts	Avg
Louisiana Tech	11/11/16	-	-	-	-	-	-	-	-	-	-	-	-	-	-	-	-	-	-	-	-
Holy Cross	11/13/16	-	-	-	-	-	-	-	-	-	-	-	-	-	-	-	-	-	-	-	-
Monmouth	11/15/16	-	-	-	-	-	-	-	-	-	-	-	-	-	-	-	-	-	-	-	-
SC State	11/18/16	-	-	-	-	-	-	-	-	-	-	-	-	-	-	-	-	-	-	-	-
Michigan	11/23/16	-	-	-	-	-	-	-	-	-	-	-	-	-	-	-	-	-	-	-	-
vs. Syracuse	11/26/16	-	-	-	-	-	-	-	-	-	-	-	-	-	-	-	-	-	-	-	-
Vermont	12/1/16																				
FIU	12/4/16																				
vs. Seton Hall	12/12/16																				
at USF	12/17/16																				
Clemson	12/21/16																				
Lander	12/27/16																				
at Memphis	12/30/16																				
at Georgia	1/4/17																				
Texas A&M	1/7/17																				
at Tennessee	1/11/17																				
Ole Miss	1/14/17																				
Florida	1/18/17																				
at Kentucky	1/21/17																				
Auburn	1/24/17																				
at Missouri	1/28/17																				
at LSU	2/1/17																				
Georgia	2/4/17																				
Alabama	2/7/17																				
at Mississippi State	2/11/17																				
Arkansas	2/15/17																				
at Vanderbilt	2/18/17																				
at Florida	2/21/17																				
Tennessee	2/25/17																				
Mississippi State	2/28/17																				
at Ole Miss	3/4/17																				
vs. SEC Tournament	TBD																				
vs. NCAA Tournament	TBD																				

## CAREER STATISTICS

Season	GP-GS	Min	Avg	FG	FGA	Pct	3FG	3FGA	Pct	FT	FTA	Pct	Off	Def	Tot	Avg	PF	FO	Ast	TO	Blk	Stl	Pts	Avg
2016-17																								

## CAREER SEC STATISTICS

Season	GP-GS	Min	Avg	FG	FGA	Pct	3FG	3FGA	Pct	FT	FTA	Pct	Off	Def	Tot	Avg	PF	FO	Ast	TO	Blk	Stl	Pts	Avg
2017																								



# #24 SEDEE KEITA

FRESHMAN | FORWARD | 6'9" | HS

PHILADELPHIA, PA./22FT BASKETBALL ACADEMY

## SEASON NOTABLES

- Made South Carolina debut in win vs. No. 24/25 Michigan after missing the first four games with a wrist injury, played eight minutes off bench and recorded one rebound on the offensive end
- Led all big men with 15 minutes off the bench in win vs. No. 18/16 Syracuse (Nov. 26), tallied one rebound, one assist, one block and one steal

## KEITA'S SEASON HIGHS

### Points

-

### Field Goals

-

### Field Goal Attempts

2, vs. Syracuse (Nov. 26, 2016)

### 3-Point Field Goals

-

### 3-Point Field Goal Attempts

-

### Free Throws

-

### Free Throw Attempts

-

### Rebounds

1, twice, last vs. Syracuse (Nov. 26, 2016)

### Assists

1, vs. Syracuse (Nov. 26, 2016)

### Blocks

1, vs. Syracuse (Nov. 26, 2016)

### Steals

1, vs. Syracuse (Nov. 26, 2016)

### Minutes

15, vs. Syracuse (Nov. 26, 2016)

## 2016-17

Opponent	Date	GS	Min	FG-FGA	Pct	3FG-FGA	Pct	FT-FTA	Pct	Off	Def	Tot	Avg	PF	FO	A	TO	Blk	Stl	Pts	Avg
Louisiana Tech	11/11/16	-	-	-	-	-	-	-DNP - wrist injury	-	-	-	-	-	-	-	-	-	-	-	-	-
Holy Cross	11/13/16	-	-	-	-	-	-	-DNP - wrist injury	-	-	-	-	-	-	-	-	-	-	-	-	-
Monmouth	11/15/16	-	-	-	-	-	-	-DNP - wrist injury	-	-	-	-	-	-	-	-	-	-	-	-	-
SC State	11/18/16	-	-	-	-	-	-	-DNP - wrist injury	-	-	-	-	-	-	-	-	-	-	-	-	-
Michigan	11/23/16	-	8	0-0	.000	0-0	.000	0-0	.000	1	0	1	1.0	2	0	0	2	0	0	0	0.0
vs. Syracuse	11/26/16	-	15	0-2	.000	0-0	.000	0-0	.000	0	1	1	1.0	1	0	1	1	1	1	0	0.0
Vermont	12/1/16	-	-	-	-	-	-	-	-	-	-	-	-	-	-	-	-	-	-	-	-
FIU	12/4/16	-	-	-	-	-	-	-	-	-	-	-	-	-	-	-	-	-	-	-	-
vs. Seton Hall	12/12/16	-	-	-	-	-	-	-	-	-	-	-	-	-	-	-	-	-	-	-	-
at USF	12/17/16	-	-	-	-	-	-	-	-	-	-	-	-	-	-	-	-	-	-	-	-
Clemson	12/21/16	-	-	-	-	-	-	-	-	-	-	-	-	-	-	-	-	-	-	-	-
Lander	12/27/16	-	-	-	-	-	-	-	-	-	-	-	-	-	-	-	-	-	-	-	-
at Memphis	12/30/16	-	-	-	-	-	-	-	-	-	-	-	-	-	-	-	-	-	-	-	-
at Georgia	1/4/17	-	-	-	-	-	-	-	-	-	-	-	-	-	-	-	-	-	-	-	-
Texas A&M	1/7/17	-	-	-	-	-	-	-	-	-	-	-	-	-	-	-	-	-	-	-	-
at Tennessee	1/11/17	-	-	-	-	-	-	-	-	-	-	-	-	-	-	-	-	-	-	-	-
Ole Miss	1/14/17	-	-	-	-	-	-	-	-	-	-	-	-	-	-	-	-	-	-	-	-
Florida	1/18/17	-	-	-	-	-	-	-	-	-	-	-	-	-	-	-	-	-	-	-	-
at Kentucky	1/21/17	-	-	-	-	-	-	-	-	-	-	-	-	-	-	-	-	-	-	-	-
Auburn	1/24/17	-	-	-	-	-	-	-	-	-	-	-	-	-	-	-	-	-	-	-	-
at Missouri	1/28/17	-	-	-	-	-	-	-	-	-	-	-	-	-	-	-	-	-	-	-	-
at LSU	2/1/17	-	-	-	-	-	-	-	-	-	-	-	-	-	-	-	-	-	-	-	-
Georgia	2/4/17	-	-	-	-	-	-	-	-	-	-	-	-	-	-	-	-	-	-	-	-
Alabama	2/7/17	-	-	-	-	-	-	-	-	-	-	-	-	-	-	-	-	-	-	-	-
at Mississippi State	2/11/17	-	-	-	-	-	-	-	-	-	-	-	-	-	-	-	-	-	-	-	-
Arkansas	2/15/17	-	-	-	-	-	-	-	-	-	-	-	-	-	-	-	-	-	-	-	-
at Vanderbilt	2/18/17	-	-	-	-	-	-	-	-	-	-	-	-	-	-	-	-	-	-	-	-
at Florida	2/21/17	-	-	-	-	-	-	-	-	-	-	-	-	-	-	-	-	-	-	-	-
Tennessee	2/25/17	-	-	-	-	-	-	-	-	-	-	-	-	-	-	-	-	-	-	-	-
Mississippi State	2/28/17	-	-	-	-	-	-	-	-	-	-	-	-	-	-	-	-	-	-	-	-
at Ole Miss	3/4/17	-	-	-	-	-	-	-	-	-	-	-	-	-	-	-	-	-	-	-	-
vs. SEC Tournament	TBD	-	-	-	-	-	-	-	-	-	-	-	-	-	-	-	-	-	-	-	-
vs. NCAA Tournament	TBD	-	-	-	-	-	-	-	-	-	-	-	-	-	-	-	-	-	-	-	-

## CAREER STATISTICS

Season	GP-GS	Min	Avg	FG	FGA	Pct	3FG	3FGA	Pct	FT	FTA	Pct	Off	Def	Tot	Avg	PF	FO	Ast	TO	Blk	Stl	Pts	Avg
2016-17	1-0	8	8.0	0	0	.000	0	0	.000	0	0	.000	1	0	1	1.0	2	0	0	2	0	0	0	0.0

## CAREER SEC STATISTICS

Season	GP-GS	Min	Avg	FG	FGA	Pct	3FG	3FGA	Pct	FT	FTA	Pct	Off	Def	Tot	Avg	PF	FO	Ast	TO	Blk	Stl	Pts	Avg
2017																								



# #21 MAIK KOTSAR

FRESHMAN | FORWARD | 6'10" | HS

TALLIN, ESTONIA/SUNRISE CHRISTIAN ACADEMY

## SEASON NOTABLES

- Earned the start and tallied five points with three rebounds in the exhibition win vs. Newberry
- Foul trouble in the second half, but earned the start and scored four points with a pair of rebounds and a steal in opener vs. La Tech (Nov. 11)
- Six points and three rebounds in 15 minutes vs. Holy Cross (Nov. 13)
- Four points and two rebounds, with an assist, in OT win over Monmouth (Nov. 15)
- Scored in double figures (15 points) for the first time in his career in win vs. SC State (Nov. 18) after going a perfect 7-for-7 from the field, also led team with eight rebounds
- Posted 10 points and five rebounds in 23 minutes in win vs. No. 25/24 Michigan (Nov. 23), scored in double figures for the second straight game
- Finished tied for team-lead with career-high 16 points (7-of-9 shooting) in victory over No. 18/16 Syracuse (Nov. 26), had two steals and two rebounds in 30 minutes, which was new career-high for minutes played

## KOTSAR'S SEASON HIGHS

### Points

16, vs. Syracuse (Nov. 26, 2016)

### Field Goals

7, vs. SC State (Nov. 18, 2016)

### Field Goal Attempts

9, vs. Syracuse (Nov. 26, 2016)

### 3-Point Field Goals

-

### 3-Point Field Goal Attempts

-

### Free Throws

2, 3x, last vs. Syracuse (Nov. 16, 2016)

### Free Throw Attempts

3, twice, last vs. SC State (Nov. 18, 2016)

### Rebounds

8, vs. SC State (Nov. 18, 2016)

### Assists

2, vs. Michigan (Nov. 23, 2016)

### Blocks

2, vs. SC State (Nov. 18, 2016)

### Steals

2, vs. Syracuse (Nov. 26, 2016)

### Minutes

30, vs. Syracuse (Nov. 26, 2016)

## 2016-17

Opponent	Date	GS	Min	FG-FGA	Pct	3FG-FGA	Pct	FFFTA	Pct	Off	Def	Tot	Avg	PF	FO	A	TO	Blk	Stl	Pts	Avg
Louisiana Tech	11/11/16	*	14	2-2	1.000	0-0	.000	0-3	.000	1	1	2	2.0	4	0	0	0	0	1	4	4.0
Holy Cross	11/13/16	*	15	2-2	1.000	0-0	.000	2-2	1.000	1	2	3	2.5	3	0	0	1	0	0	6	5.0
Monmouth	11/15/16	*	26	2-5	.400	0-0	.000	0-0	.000	1	1	2	2.3	4	0	1	1	0	0	4	4.7
SC State	11/18/16	*	23	7-7	1.000	0-0	.000	1-3	.333	4	4	8	3.8	1	0	1	0	2	0	15	7.3
Michigan	11/23/16	*	23	4-7	.571	0-0	.000	2-2	1.000	2	3	5	4.0	3	0	2	0	0	0	10	7.8
vs. Syracuse	11/26/16	*	30	7-9	.778	0-0	.000	2-2	1.000	0	2	2		3	0	0	2	0	2	16	
Vermont	12/1/16																				
FIU	12/4/16																				
vs. Seton Hall	12/12/16																				
at USF	12/17/16																				
Clemson	12/21/16																				
Lander	12/27/16																				
at Memphis	12/30/16																				
at Georgia	1/4/17																				
Texas A&M	1/7/17																				
at Tennessee	1/11/17																				
Ole Miss	1/14/17																				
Florida	1/18/17																				
at Kentucky	1/21/17																				
Auburn	1/24/17																				
at Missouri	1/28/17																				
at LSU	2/1/17																				
Georgia	2/4/17																				
Alabama	2/7/17																				
at Mississippi State	2/11/17																				
Arkansas	2/15/17																				
at Vanderbilt	2/18/17																				
at Florida	2/21/17																				
Tennessee	2/25/17																				
Mississippi State	2/28/17																				
at Ole Miss	3/4/17																				
vs. SEC Tournament	TBD																				
vs. NCAA Tournament	TBD																				

## CAREER STATISTICS

Season	GP-GS	Min	Avg	FG	FGA	Pct	3FG	3FGA	Pct	FT	FIA	Pct	Off	Def	Tot	Avg	PF	FO	Ast	TO	Blk	Stl	Pts	Avg
2016-17	6-6	131	21.8	24	32	.750	0	0	.000	7	12	.583	9	13	22	3.7	18	0	4	4	2	3	55	9.2

## CAREER SEC STATISTICS

Season	GP-GS	Min	Avg	FG	FGA	Pct	3FG	3FGA	Pct	FT	FIA	Pct	Off	Def	Tot	Avg	PF	FO	Ast	TO	Blk	Stl	Pts	Avg
2017																								



# #25 CHRISTIAN SCHMITT

FRESHMAN | GUARD | 6'0" | HS

MARS, PA. | MARS AREA HIGH SCHOOL

## SEASON NOTABLES

- Made South Carolina debut in win vs. SC State (Nov. 18), played three minutes and attempted one 3

## SCHMITT'S SEASON HIGHS

### Points

-

### Field Goals

-

### Field Goal Attempts

1, vs. SC State (Nov. 18, 2016)

### 3-Point Field Goals

-

### 3-Point Field Goal Attempts

1, vs. SC State (Nov. 18, 2016)

### Free Throws

-

### Free Throw Attempts

-

### Rebounds

-

### Assists

-

### Blocks

-

### Steals

-

### Minutes

3, vs. SC State (Nov. 18, 2016)

## 2016-17

Opponent	Date	GS	Min	FG-FGA	Pct	3FG-FGA	Pct	FT-FTA	Pct	Off	Def	Tot	Avg	PF	FO	A	TO	Blk	Stl	Pts	Avg	
Louisiana Tech	11/11/16	-	-	-	-	-	-	-	-	-	-	-	-	-	-	-	-	-	-	-	-	-
Holy Cross	11/13/16	-	-	-	-	-	-	-	-	-	-	-	-	-	-	-	-	-	-	-	-	-
Monmouth	11/15/16	-	-	-	-	-	-	-	-	-	-	-	-	-	-	-	-	-	-	-	-	-
SC State	11/18/16	-	3	0-1	.000	0-1	.000	0-0	.000	0	0	0	0	0	0	0	2	0	0	0	0	0.0
Michigan	11/23/16	-	-	-	-	-	-	-	-	-	-	-	-	-	-	-	-	-	-	-	-	-
vs. Syracuse	11/26/16	-	-	-	-	-	-	-	-	-	-	-	-	-	-	-	-	-	-	-	-	-
Vermont	12/1/16																					
FIU	12/4/16																					
vs. Seton Hall	12/12/16																					
at USF	12/17/16																					
Clemson	12/21/16																					
Lander	12/27/16																					
at Memphis	12/30/16																					
at Georgia	1/4/17																					
Texas A&M	1/7/17																					
at Tennessee	1/11/17																					
Ole Miss	1/14/17																					
Florida	1/18/17																					
at Kentucky	1/21/17																					
Auburn	1/24/17																					
at Missouri	1/28/17																					
at LSU	2/1/17																					
Georgia	2/4/17																					
Alabama	2/7/17																					
at Mississippi State	2/11/17																					
Arkansas	2/15/17																					
at Vanderbilt	2/18/17																					
at Florida	2/21/17																					
Tennessee	2/25/17																					
Mississippi State	2/28/17																					
at Ole Miss	3/4/17																					
vs. SEC Tournament	TBD																					
vs. NCAA Tournament	TBD																					

## CAREER STATISTICS

Season	GP-GS	Min	Avg	FG	FGA	Pct	3FG	3FGA	Pct	FT	FTA	Pct	Off	Def	Tot	Avg	PF	FO	Ast	TO	Blk	Stl	Pts	Avg
2016-17	1-0	3	3.0	0	1	.000	0	1	.000	0	0	.000	0	0	0	0.0	0	0	0	2	0	0	0	0.0

## CAREER SEC STATISTICS

Season	GP-GS	Min	Avg	FG	FGA	Pct	3FG	3FGA	Pct	FT	FTA	Pct	Off	Def	Tot	Avg	PF	FO	Ast	TO	Blk	Stl	Pts	Avg
2017																								



## THE LAST TIME...

### AN INDIVIDUAL ...

<b>Scored 20 or more points:</b>	South Carolina: Sindarius Thornwell (21), vs. Michigan, Nov. 23, 2016, in Columbia, S.C. Opponent: Adam Smith (21), Georgia Tech, March 21, 2016, in Columbia, S.C.
<b>Scored 30 or more points:</b>	South Carolina: Laimonas Chatkevicius (30), vs. High Point, March 15, 2016, in Columbia, S.C. Opponent: Kevin Punter (36), Tennessee, Jan. 23, 2016 in Knoxville, Tenn.
<b>Scored 35 or more points:</b>	South Carolina: Brenton Williams (38) vs. Mississippi State, March 6, 2013 in Columbia, S.C. Opponent: Kevin Punter (36), Tennessee, Jan. 23, 2016 in Knoxville, Tenn.
<b>Scored 40 or more points:</b>	South Carolina: N/A thru 1992-93 season Opponent: Austin Carr (43), Notre Dame, Dec. 30, 1969 in New Orleans, La.
<b>Collected 20 or more rebounds:</b>	South Carolina: Emmett Hall (23), vs. College of Charleston, Dec. 22, 1993 in Columbia, S.C. Opponent: Ekpe Udoh (20), Baylor, Jan. 2, 2010 in Columbia, S.C.
<b>Collected 15 or more rebounds:</b>	South Carolina: Michael Carrera (15), vs. Florida, Feb. 20, 2016 in Columbia, S.C. Opponent: Trey James (15), Coker, Dec. 21, 2014 in Columbia, S.C.
<b>Made 12 or more field goals:</b>	South Carolina: Laimonas Chatkevicius (15), vs. High Point, March 15, 2016, in Columbia, S.C. Opponent: Michael Frazier II (12), Florida, March 4, 2014 in Columbia, S.C.
<b>Made 10 or more field goals:</b>	South Carolina: Laimonas Chatkevicius (15), vs. High Point, March 15, 2016, in Columbia, S.C. Opponent: Wes Clark (10), Missouri, Jan. 16, 2016, in Columbia, S.C.
<b>Attempted 20 or more field goals:</b>	South Carolina: Michael Carrera (21), vs. Georgia, March 3, 2016 in Columbia, S.C. Opponent: Jamal Murray (21), Kentucky, Feb. 13, 2016, in Columbia, S.C.
<b>Attempted 25 or more field goals:</b>	South Carolina: Devan Downey, 25, at Kentucky, Feb. 25, 2010 in Lexington, Ky. Opponent: Kemmy Burgess (Alaska-Anchorage), 26, Nov. 24, 2005 in Anchorage, Alaska
<b>Dished 10 or more assists:</b>	South Carolina: Devan Downey, 11, vs. LSU, March 13, 2008 in Atlanta, Ga. Opponent: 11, Jabril Durham, Arkansas, March 5, 2016 in Fayetteville, Ark.
<b>Swiped 5 or more steals:</b>	South Carolina: PJ Dozier, 5 vs. Francis Marion, Dec. 30, 2015 in Columbia, S.C. Opponent: 5, Allen Payne, Auburn, Feb. 26, 2014 in Auburn, Ala.
<b>Blocked 5 or more shots:</b>	South Carolina: Damontre Harris, 5, vs. Georgia, Feb. 15, 2012 in Columbia, S.C. Opponent: Avry Holmes (5), Clemson, Dec. 18, 2015 in Greenville, S.C.
<b>Made 5 or more 3-point field goals:</b>	South Carolina: Mindaugas Kacinas (5), vs. Georgia, March 3, 2016 in Columbia, S.C. Opponent: Adam Smith (5), Georgia Tech, March 21, 2016, in Columbia, S.C.
<b>Attempted 8 or more 3-point field goals:</b>	South Carolina: Duane Notice (8), vs. Monmouth, Nov. 15, 2016, in Columbia, S.C. Opponent: Justin Robinson (9), Monmouth, Nov. 15, 2016, in Columbia, S.C.
<b>Made 10 or more free throws:</b>	South Carolina: Michael Carrera (11), Kentucky, Feb. 13, 2016, in Columbia, S.C. Opponent: Retin Obasohan (10), Alabama, Jan. 30, 2016, in Columbia, S.C.
<b>Attempted 15 or more free throws:</b>	South Carolina: Michael Carrera (15), vs. Kentucky, Feb. 13, 2016, in Columbia, S.C. Opponent: Ryan Rosburg (17), at Tennessee, Feb. 16, 2016 in Columbia, Mo.
<b>Played all 40 minutes of regulation:</b>	South Carolina: Duane Notice, vs. Texas A&M, Feb. 21, 2015 in Columbia, S.C. Opponent: Frank Sullivan, Auburn, Jan. 12, 2013 in Columbia, S.C.
<b>A player hit a last-second shot (within 3 seconds) to win a game:</b>	South Carolina: PJ Dozier (Buzzer Beater), vs. Monmouth, Nov. 15, 2016, in Columbia, S.C. Opponent: JJ Frazier (Free Throws), Georgia, March 11, 2016 in Nashville, Tenn.
<b>A player had a double-double:</b>	South Carolina: PJ Dozier (15 points, 10 rebounds), vs. Syracuse, Nov. 26, 2016, in Brooklyn, N.Y. Opponent: Chris Brady (17 points, 10 rebounds), Monmouth, Nov. 15, 2016, in Columbia, S.C.
<b>Two or more players had a double-double:</b>	S. Carolina: Michael Carrera (11 points, 10 rebounds), Sindarius Thornwell (18 points, 11 rebounds), at Georgia, Feb. 2, 2016, in Athens, Ga. Opponent: Alex Oriakhi (18 points, 11 rebounds), Earnest Ross (21 points, 10 rebounds) Missouri, Jan. 22, 2013 in Columbia, Mo.
<b>A player had a triple-double:</b>	South Carolina: Sam Muldrow (16 points, 14 rebounds, 10 blocks) vs. Vanderbilt, Jan. 8, 2011 in Columbia, S.C. *** Only second triple-double in South Carolina history (Chuck Eidson (25 points, 10 rebounds, 10 assists) vs. SC State, Nov. 29, 2002 in Columbia, S.C. Opponent: Daniel Hackett (Southern California - 22 points, 10 rebounds, 10 assists), Nov. 17, 2007 in Columbia, S.C.
<b>Scored 30 or more points in back-to-back games:</b>	South Carolina: Devan Downey, 30 vs. Kentucky, Jan. 26, 2010 in Columbia, S.C. 33 vs. Georgia, Jan. 30, 2010, in Columbia, S.C.
<b>Scored 25 or more points in back-to-back games:</b>	South Carolina: Devan Downey, 33 vs. Georgia, Jan. 30, 2010, in Columbia, S.C. 26 at Tennessee, Feb. 6, 2010 in Knoxville, Tenn.

### A TEAM ...

<b>Scored 100 or more points:</b>	South Carolina: 103 vs. The Citadel, Nov. 12, 2007 in Columbia, S.C. Opponent: 107, Vanderbilt, Feb. 17, 1996 in Nashville, Tenn.
<b>Scored 50 points or less:</b>	South Carolina: 46, vs. Florida, March 4, 2014 in Columbia S.C. Opponent: 50, Syracuse, Nov. 26, 2016 in Brooklyn, N.Y.
<b>Scored 50 points in a half:</b>	South Carolina: 50 (1st half), vs. SC State, Nov. 18, 2016, in Columbia, S.C. Opponent: 52 (2nd half), Georgia Jan. 22, 2014 in Athens, Ga.
<b>Failed to score 25 points in a half:</b>	South Carolina: 23 (1st half), at Georgia, Feb. 2, 2016, in Athens, Ga. Opponent: 24 (2nd half), Syracuse, Nov. 26, 2016, in Brooklyn, N.Y.

<b>Collected 50 or more rebounds:</b>	South Carolina: 50, vs. Alabama, Jan. 30, 2016, in Columbia, S.C. Opponent: 52, WKU, Nov. 27, 2010 in Bowling Green, Ky.
<b>Shot 60% or better from the field:</b>	South Carolina: 60.0% (39-65), vs. High Point, March 15, 2016, in Columbia, S.C. Opponent: 69.6% (32-46) Missouri, Feb. 28, 2013 in Columbia, S.C.
<b>Shot 50% or better from the field:</b>	South Carolina: 50.8% (33-65), vs. SC State, Nov. 18, 2016, in Columbia, S.C. Opponent: 50.8% (30-59), Georgia Tech, March 21, 2016, in Columbia, S.C.
<b>Shot less than 30% from the field:</b>	South Carolina: 27.1% (16-59), vs. Texas A&M, Feb. 21, 2015 in Columbia, S.C. Opponent: 19.2% (10-52), Michigan, Nov. 23, 2016, in Columbia, S.C.
<b>Shot 50% or better from 3-point range (at least 10 attempts):</b>	South Carolina: 50.0% (12-24), vs. Holy Cross, Nov. 13, 2016, in Columbia, S.C. Opponent 50.0% (11-22), Georgia Tech, March 21, 2016, in Columbia, S.C.
<b>Shot 20% or less from 3-point range (at least 10 attempts):</b>	South Carolina: 14.3% (3-21), vs. Missouri, Jan. 16, 2016, in Columbia, S.C. Opponent: 7.7% (2-26), Michigan, Nov. 23, 2016 in Columbia, S.C.
<b>Dished 20 or more assists:</b>	South Carolina: 25, vs. High Point, March 15, 2016, in Columbia, S.C. Opponent: 20, Mississippi State, Feb. 27, 2016, in Starkville, Miss.
<b>Made 35 or more shots:</b>	South Carolina: 39, vs. High Point, March 15, 2016, in Columbia, S.C. Opponent: 35, vs. Tennessee, March 5, 2009 in Columbia, S.C.
<b>Attempted 80 or more shots:</b>	South Carolina: 83 vs. WKU Nov. 27, 2010 in Bowling Green, Ky. Opponent: 83, LSU, Feb. 10, 1996 in Columbia, S.C.
<b>Attempted 70 or more shots:</b>	South Carolina: 72, vs. Providence, Dec. 1, 2011 in Columbia, S.C. Opponent: 71, Arkansas, Feb. 3, 2015 in Fayetteville, Ark.
<b>Made 10 or more 3-pointers:</b>	South Carolina: 12, vs. Holy Cross, Nov. 13, 2016, in Columbia, S.C. Opponent: 11, Georgia Tech, March 21, 2016, in Columbia, S.C.
<b>Did not make a 3-pointer:</b>	South Carolina: vs. Milwaukee, Nov. 11, 2012 in Columbia, S.C. Opponent: Miss. State, Jan. 9, 2013 in Starkville, Miss.
<b>Attempted 30 or more 3-pointers:</b>	South Carolina: 31 vs. Alabama, Jan. 25, 2012 in Columbia, S.C. Opponent: 30, High Point, March 15, 2016, in Columbia, S.C.
<b>Attempted 25 or more 3-pointers:</b>	South Carolina: 26, vs. Georgia, March 3, 2016 in Columbia, S.C. Opponent: 26, Michigan, Nov. 23, 2016, in Columbia, S.C.
<b>Made 30 or more free throws:</b>	South Carolina: 46 vs. Memphis, Jan. 2, 2015 in Columbia, S.C. Opponent: 30, Tennessee, Jan. 23, 2016 in Knoxville, Tenn.
<b>Attempted 40 or more free throws:</b>	South Carolina: 46, vs. Alabama, Jan. 30, 2016, in Columbia, S.C. Opponent: 42, Kentucky, March 1, 2014 in Columbia, S.C.
<b>Swiped 15 or more steals:</b>	South Carolina: 15 vs. Vanderbilt, Jan. 16, 2010 in Columbia, S.C. Opponent: 15, Monmouth, Nov. 15, 2016, in Columbia, S.C.
<b>Blocked 12 or more shots:</b>	South Carolina: 12, vs. Vanderbilt, Jan. 8, 2011 in Columbia, S.C. Opponent: 12, Mississippi State, Jan. 26, 2016, in Columbia, S.C.
<b>Blocked 8 or more shots:</b>	South Carolina: 9, vs. SC State, Nov. 18, 2016, in Columbia, S.C. Opponent: 9, Georgia, March 3, 2016 in Columbia, S.C.
<b>Won by 30 or more points:</b>	South Carolina: 42, vs. SC State, Nov. 18, 2016, in Columbia, S.C. Opponent: 34, Kentucky, Feb. 14, 2015 in Lexington, Ky.
<b>Won by 20 or more points:</b>	South Carolina: 42, vs. SC State, Nov. 18, 2016, in Columbia, S.C. Opponent: 27, Kentucky, Feb. 13, 2016, in Columbia, S.C.
<b>Played a single overtime game:</b>	Win: 70-69, vs. Monmouth, Nov. 15, 2016, in Columbia, S.C. Loss: 62-54 at Georgia, Feb. 23, 2013 in Athens, Ga.
<b>Played a double overtime game:</b>	Win: 87-85 vs. WKU, Nov. 27, 2010 in Bowling Green, Ky. Loss: 98-88 vs. Louisville, Feb. 20, 1988 in Columbia, S.C.
<b>South Carolina played a No. 1 Team in the country:</b>	Win: 68-62 vs. Kentucky, Jan. 26, 2010 in Columbia, S.C. Loss: 77-43 loss at Kentucky, Feb. 14, 2015 in Lexington, Ky.
<b>South Carolina played a top-5 opponent:</b>	Win: 68-62 vs. No. 1/1 Kentucky, Jan. 26, 2010 in Columbia, S.C. Loss: 75-36 loss to No. 4/4 Florida, Jan. 30, 2013 in Gainesville, Fla.
<b>South Carolina played a top-10 opponent:</b>	Win: 81-78 at No. 8/8 Texas A&M, Feb. 6, 2016, in College Station, Texas Loss: 58-43 loss vs. Kentucky, Jan. 24, 2015 in Columbia, S.C.
<b>South Carolina played a top-25 opponent:</b>	Win: 64-50 vs. No. 18/16 Syracuse, Nov. 26, 2016, in Brooklyn, N.Y. Loss: 89-62 loss vs. No. 22/21 Kentucky, Feb. 13, 2016, in Columbia, S.C.
<b>South Carolina defeated a ranked opponent:</b>	Home: 61-46 win over No. 25/24 Michigan, Nov. 23, 2016 in Columbia, S.C. Away: 77-73 at No. 13/19 Vanderbilt, March 6, 2010 in Nashville, Tenn. Neutral: 64-50 vs. No. 18/16 Syracuse, Nov. 26, 2016 in Brooklyn, N.Y. SEC Home: Win: 72-67 win over No. 17/15 Kentucky, March 1, 2014 in Columbia, S.C. SEC Away: 81-78 at No. 8/8 Texas A&M, Feb. 6, 2016, in College Station, Texas Non-conference away: 85-84 at No. 19/20 Baylor, Jan. 2, 2009 in Waco, Texas
<b>South Carolina defeated a top 10 opponent:</b>	Home: Win: 68-62 win vs. No. 1/1 Kentucky, Jan. 26, 2010 in Columbia, S.C. Away: 81-78 at No. 8/8 Texas A&M, Feb. 6, 2016, in College Station, Texas Neutral: 64-60 vs. No. 9/9 Iowa State, Jan. 3, 2015 in Brooklyn, N.Y.
<b>A South Carolina win opened the season:</b>	Home: 85-76 win vs. La Tech on Nov. 11, 2016, in Columbia, S.C. Away: 81-63 win at Western Carolina, Nov. 12, 2005 in Cullowhee, N.C. Neutral: 74-61 win vs. Chaminade, Nov. 19, 2001 in Maui, Hawaii (Maui Invite)
<b>South Carolina opened SEC play:</b>	Home: 72-68 loss vs. Florida, Jan. 7, 2015 in Gainesville, Fla. Away: 81-69 win at Auburn, Jan. 5, 2016, in Auburn, Ala.



South Carolina Basketball  
 South Carolina Combined Team Statistics (as of Nov 26, 2016)  
 All games

RECORD:	OVERALL	HOME	AWAY	NEUTRAL
ALL GAMES	6-0	5-0	0-0	1-0
CONFERENCE	0-0	0-0	0-0	0-0
NON-CONFERENCE	6-0	5-0	0-0	1-0

##	Player	gp-gs	min	avg	Total		3-Point		F-Throw		Rebounds				pf	dq	a	to	blk	stl	pts	avg		
					fg-fga	fg%	3fg-fga	3fg%	ft-fta	ft%	off	def	tot	avg										
00	THORNWELL, Sindari	6-6	188	31.3	37-76	.487	13-27	.481	33-38	.868	11	31	42	7.0	13	0	20	18	9	8	120	20.0		
10	NOTICE, Duane	6-6	185	30.8	19-49	.388	12-32	.375	13-18	.722	5	7	12	2.0	7	0	19	13	0	7	63	10.5		
15	DOZIER, PJ	6-6	155	25.8	21-54	.389	8-20	.400	11-12	.917	3	20	23	3.8	16	0	16	14	1	12	61	10.2		
21	KOTSAR, Maik	6-6	131	21.8	24-32	.750	0-0	.000	7-12	.583	9	13	22	3.7	18	0	4	4	2	3	55	9.2		
30	SILVA, Chris	6-6	101	16.8	18-31	.581	0-0	.000	18-25	.720	16	20	36	6.0	22	1	2	8	10	0	54	9.0		
20	MCKIE, Justin	6-0	122	20.3	15-31	.484	3-15	.200	2-5	.400	4	18	22	3.7	6	0	4	5	1	0	35	5.8		
02	GRAVETT, Hassani	6-0	125	20.8	10-32	.313	3-14	.214	0-4	.000	4	12	16	2.7	9	0	14	9	0	4	23	3.8		
04	FELDER, Rakym	5-0	48	9.6	6-11	.545	3-4	.750	2-5	.400	1	4	5	1.0	7	0	5	6	2	3	17	3.4		
05	BLANTON, TeMarcus	3-0	14	4.7	3-5	.600	2-3	.667	1-2	.500	1	4	5	1.7	0	0	0	1	0	0	9	3.0		
14	TUT, Ran	4-0	35	8.8	3-7	.429	0-1	.000	0-0	.000	3	9	12	3.0	0	0	1	0	2	2	6	1.5		
31	HOLLIMAN, Jarrell	4-0	43	10.8	2-4	.500	0-0	.000	0-0	.000	2	2	4	1.0	8	0	2	0	0	0	4	1.0		
12	GUEYE, Khadim	6-0	49	8.2	1-5	.200	0-0	.000	4-4	1.000	4	5	9	1.5	10	0	0	3	3	0	6	1.0		
25	SCHMITT, Christian	1-0	3	3.0	0-1	.000	0-1	.000	0-0	.000	0	0	0	0.0	0	0	0	2	0	0	0	0.0		
13	CORCHIANI, Tommy	1-0	3	3.0	0-0	.000	0-0	.000	0-0	.000	0	1	1	1.0	2	0	0	0	0	0	0	0.0		
24	KEITA, Sedee	2-0	23	11.5	0-2	.000	0-0	.000	0-0	.000	1	1	2	1.0	3	0	1	3	1	1	0	0.0		
Team											12	14	26											
Total.....		6	1225		159-340	.468	44-117	.376	91-125	.728	76	161	237	39.5	121	1	88	87	31	40	453	75.5		
Opponents.....		6	1225		101-313	.323	31-123	.252	107-151	.709	64	112	176	29.3	123	3	47	88	11	48	340	56.7		

TEAM STATISTICS	SC	OPP	Date	Opponent	Score	Att.
SCORING	453	340	11/11/16	LOUISIANA TECH	w 85-76	13344
Points per game	75.5	56.7	11/13/16	HOLY CROSS	w 81-49	9270
Scoring margin	+18.8	-	11/15/16	MONMOUTH	Wot 70-69	9779
FIELD GOALS-ATT	159-340	101-313	11/18/16	SC STATE	w 92-50	10159
Field goal pct	.468	.323	11/23/16	MICHIGAN	w 61-46	13051
3 POINT FG-ATT	44-117	31-123	11/26/16	vs Syracuse	w 64-50	8733
3-point FG pct	.376	.252	* = Conference game			
3-pt FG made per game	7.3	5.2				
FREE THROWS-ATT	91-125	107-151				
Free throw pct	.728	.709				
F-Throws made per game	15.2	17.8				
REBOUNDS	237	176				
Rebounds per game	39.5	29.3				
Rebounding margin	+10.2	-				
ASSISTS	88	47				
Assists per game	14.7	7.8				
TURNOVERS	87	88				
Turnovers per game	14.5	14.7				
Turnover margin	+0.2	-				
Assist/turnover ratio	1.0	0.5				
STEALS	40	48				
Steals per game	6.7	8.0				
BLOCKS	31	11				
Blocks per game	5.2	1.8				
ATTENDANCE	55603	8733				
Home games-Avg/Game	5-11121	0-0				
Neutral site-Avg/Game	-	1-8733				

Score by Periods	1st	2nd	OT	Totals
South Carolina	235	208	10	453
Opponents	163	168	9	340



South Carolina Basketball  
 South Carolina Team Game-by-Game Comparison (as of Nov 30, 2016)  
 All games

Opponent	1st	2nd	Score	Mar	Total FG	FG Pct	3-Pointers	3FG Pct	Free Throws	FT Pct	Rebounds	Assist	T/Over	Block	Steal	Fouls
LOUISIANA TECH	42/31	43/45	85-76	+9	30-57/24-55	.526/.436	9-18/7-20	.500/.350	16-26/21-30	.615/.700	35/29 +6	16/8	15/14	4/4	6/11	20/28
HOLY CROSS	44/32	37/17	81-49	+32	27-46/17-45	.587/.378	12-24/5-20	.500/.250	15-16/10-15	.938/.667	32/16 +16	17/12	11/9	6/0	4/3	17/16
MONMOUTH	29/22	31/38	70-69	+1	23-68/20-65	.338/.308	7-23/6-28	.304/.214	17-25/23-27	.680/.852	46/41 +5	15/10	20/18	5/4	7/15	22/24
SC STATE	50/25	42/25	92-50	+42	33-65/16-52	.508/.308	8-24/5-14	.333/.357	18-21/13-21	.857/.619	47/24 +23	17/6	13/14	9/1	6/6	17/19
MICHIGAN	33/27	28/19	61-46	+15	23-53/10-52	.434/.192	4-15/2-26	.267/.077	11-18/24-32	.611/.750	40/36 +4	10/2	13/16	6/0	5/7	24/17
Syracuse	37/26	27/24	64-50	+14	23-51/14-44	.451/.318	4-13/6-15	.308/.400	14-19/16-26	.737/.615	37/30 +7	13/9	15/17	1/2	12/6	21/19

Note: Game totals are displayed in the format TEAM/OPPONENT for each category



South Carolina Basketball  
South Carolina Category Leaders (as of Nov 30, 2016)  
All games

Points	G	Pts	Pts/G
THORNWELL, Sindarius	6	120	20.0
NOTICE, Duane	6	63	10.5
DOZIER, PJ	6	61	10.2
KOTSAR, Maik	6	55	9.2
SILVA, Chris	6	54	9.0
MCKIE, Justin	6	35	5.8
GRAVETT, Hassani	6	23	3.8
FELDER, Rakym	5	17	3.4
BLANTON, TeMarcus	3	9	3.0
GUEYE, Khadim	6	6	1.0
TUT, Ran	4	6	1.5
HOLLIMAN, Jarrell	4	4	1.0

FG Percentage	FG	Att	Pct
KOTSAR, Maik	24	32	.750
BLANTON, TeMarcus	3	5	.600
SILVA, Chris	18	31	.581
FELDER, Rakym	6	11	.545
HOLLIMAN, Jarrell	2	4	.500
THORNWELL, Sindarius	37	76	.487
MCKIE, Justin	15	31	.484
TUT, Ran	3	7	.429
DOZIER, PJ	21	54	.389
NOTICE, Duane	19	49	.388
GRAVETT, Hassani	10	32	.313
GUEYE, Khadim	1	5	.200

3-Point Percentage	3FG	Att	Pct
FELDER, Rakym	3	4	.750
BLANTON, TeMarcus	2	3	.667
THORNWELL, Sindarius	13	27	.481
DOZIER, PJ	8	20	.400
NOTICE, Duane	12	32	.375
GRAVETT, Hassani	3	14	.214
MCKIE, Justin	3	15	.200
SCHMITT, Christian	0	1	.000
TUT, Ran	0	1	.000

Free Throw Percent	FG	Att	Pct
GUEYE, Khadim	4	4	1.000
DOZIER, PJ	11	12	.917
THORNWELL, Sindarius	33	38	.868
NOTICE, Duane	13	18	.722
SILVA, Chris	18	25	.720
KOTSAR, Maik	7	12	.583
BLANTON, TeMarcus	1	2	.500
FELDER, Rakym	2	5	.400
MCKIE, Justin	2	5	.400
GRAVETT, Hassani	0	4	.000

Scoring Average	G	Pts	Avg/G
THORNWELL, Sindarius	6	120	20.0
NOTICE, Duane	6	63	10.5
DOZIER, PJ	6	61	10.2
KOTSAR, Maik	6	55	9.2
SILVA, Chris	6	54	9.0
MCKIE, Justin	6	35	5.8
GRAVETT, Hassani	6	23	3.8
FELDER, Rakym	5	17	3.4
BLANTON, TeMarcus	3	9	3.0
TUT, Ran	4	6	1.5
HOLLIMAN, Jarrell	4	4	1.0
GUEYE, Khadim	6	6	1.0

Field Goal Attempts	G	Att	Att/G
THORNWELL, Sindarius	6	76	12.7
DOZIER, PJ	6	54	9.0
NOTICE, Duane	6	49	8.2
GRAVETT, Hassani	6	32	5.3
KOTSAR, Maik	6	32	5.3

Field Goals Made	G	Made	Made/G
THORNWELL, Sindarius	6	37	6.2
KOTSAR, Maik	6	24	4.0
DOZIER, PJ	6	21	3.5
NOTICE, Duane	6	19	3.2
SILVA, Chris	6	18	3.0

3-Point FG Attempts	G	Att	Att/G
NOTICE, Duane	6	32	5.3
THORNWELL, Sindarius	6	27	4.5
DOZIER, PJ	6	20	3.3
MCKIE, Justin	6	15	2.5
GRAVETT, Hassani	6	14	2.3

3-Point FG Made	G	Made	Made/G
THORNWELL, Sindarius	6	13	2.2
NOTICE, Duane	6	12	2.0
DOZIER, PJ	6	8	1.3
FELDER, Rakym	5	3	0.6
GRAVETT, Hassani	6	3	0.5
MCKIE, Justin	6	3	0.5

Free Throw Attempts	G	Att	Att/G
THORNWELL, Sindarius	6	38	6.3
SILVA, Chris	6	25	4.2
NOTICE, Duane	6	18	3.0
KOTSAR, Maik	6	12	2.0
DOZIER, PJ	6	12	2.0

Free Throws Made	G	Made	Made/G
THORNWELL, Sindarius	6	33	5.5
SILVA, Chris	6	18	3.0
NOTICE, Duane	6	13	2.2
DOZIER, PJ	6	11	1.8
KOTSAR, Maik	6	7	1.2



South Carolina Basketball  
South Carolina Category Leaders (as of Nov 30, 2016)  
All games

<u>Rebounds</u>	<u>G</u>	<u>Reb</u>	<u>Reb/G</u>
THORNWELL, Sindarius	6	42	7.0
SILVA, Chris	6	36	6.0
DOZIER, PJ	6	23	3.8
MCKIE, Justin	6	22	3.7
KOTSAR, Maik	6	22	3.7

<u>Rebound Average</u>	<u>G</u>	<u>Reb</u>	<u>Avg/G</u>
THORNWELL, Sindarius	6	42	7.0
SILVA, Chris	6	36	6.0
DOZIER, PJ	6	23	3.8
MCKIE, Justin	6	22	3.7
KOTSAR, Maik	6	22	3.7

<u>Offensive Rebounds</u>	<u>G</u>	<u>No.</u>	<u>Avg/G</u>
SILVA, Chris	6	16	2.7
THORNWELL, Sindarius	6	11	1.8
KOTSAR, Maik	6	9	1.5
NOTICE, Duane	6	5	0.8
MCKIE, Justin	6	4	0.7
GUEYE, Khadim	6	4	0.7
GRAVETT, Hassani	6	4	0.7

<u>Defensive Rebounds</u>	<u>G</u>	<u>No.</u>	<u>Avg/G</u>
THORNWELL, Sindarius	6	31	5.2
SILVA, Chris	6	20	3.3
DOZIER, PJ	6	20	3.3
MCKIE, Justin	6	18	3.0
KOTSAR, Maik	6	13	2.2

<u>Fouls</u>	<u>G</u>	<u>No.</u>	<u>Per/G</u>
SILVA, Chris	6	22	3.7
KOTSAR, Maik	6	18	3.0
DOZIER, PJ	6	16	2.7
THORNWELL, Sindarius	6	13	2.2
GUEYE, Khadim	6	10	1.7

<u>Fouls</u>	<u>G</u>	<u>No.</u>
SILVA, Chris	6	1

<u>Assists</u>	<u>G</u>	<u>No.</u>	<u>Ast/G</u>
THORNWELL, Sindarius	6	20	3.3
NOTICE, Duane	6	19	3.2
DOZIER, PJ	6	16	2.7
GRAVETT, Hassani	6	14	2.3
FELDER, Rakym	5	5	1.0

<u>Steals</u>	<u>G</u>	<u>No.</u>	<u>Stl/G</u>
DOZIER, PJ	6	12	2.0
THORNWELL, Sindarius	6	8	1.3
NOTICE, Duane	6	7	1.2
GRAVETT, Hassani	6	4	0.7
KOTSAR, Maik	6	3	0.5
FELDER, Rakym	5	3	0.6

<u>Blocked Shots</u>	<u>G</u>	<u>No.</u>	<u>Blk/G</u>
SILVA, Chris	6	10	1.7
THORNWELL, Sindarius	6	9	1.5
GUEYE, Khadim	6	3	0.5
FELDER, Rakym	5	2	0.4
TUT, Ran	4	2	0.5
KOTSAR, Maik	6	2	0.3

<u>Minutes</u>	<u>G</u>	<u>No.</u>	<u>Min/G</u>
THORNWELL, Sindarius	6	188	31.3
NOTICE, Duane	6	185	30.8
DOZIER, PJ	6	155	25.8
KOTSAR, Maik	6	131	21.8
GRAVETT, Hassani	6	125	20.8

<u>Turnovers</u>	<u>G</u>	<u>No.</u>	<u>TO/G</u>
THORNWELL, Sindarius	6	18	3.0
DOZIER, PJ	6	14	2.3
NOTICE, Duane	6	13	2.2
GRAVETT, Hassani	6	9	1.5
SILVA, Chris	6	8	1.3



South Carolina Basketball  
South Carolina Team High/Low Analysis (as of Nov 30, 2016)  
All games

South Carolina - TEAM GAME HIGHS

POINTS	92	SC STATE (11/18/16)
	85	LOUISIANA TECH (11/11/16)
	81	HOLY CROSS (11/13/16)
	70	MONMOUTH (11/15/16)
	64	vs Syracuse (11/26/16)
FIELD GOALS MADE	33	SC STATE (11/18/16)
	30	LOUISIANA TECH (11/11/16)
FIELD GOAL ATTEMPTS	68	MONMOUTH (11/15/16)
	65	SC STATE (11/18/16)
FIELD GOAL PERCENTAGE	.587 (27-46)	HOLY CROSS (11/13/16)
	.526 (30-57)	LOUISIANA TECH (11/11/16)
3 PT FIELD GOALS MADE	12	HOLY CROSS (11/13/16)
	9	LOUISIANA TECH (11/11/16)
3 PT FG ATTEMPTS	24	SC STATE (11/18/16)
	24	HOLY CROSS (11/13/16)
3 PT FG PERCENTAGE	.500 (12-24)	HOLY CROSS (11/13/16)
	.500 (9-18)	LOUISIANA TECH (11/11/16)
FREE THROWS MADE	18	SC STATE (11/18/16)
	17	MONMOUTH (11/15/16)
FREE THROW ATTEMPTS	26	LOUISIANA TECH (11/11/16)
	25	MONMOUTH (11/15/16)
FREE THROW PERCENTAGE	.938 (15-16)	HOLY CROSS (11/13/16)
	.857 (18-21)	SC STATE (11/18/16)
REBOUNDS	47	SC STATE (11/18/16)
	46	MONMOUTH (11/15/16)
ASSISTS	17	SC STATE (11/18/16)
	17	HOLY CROSS (11/13/16)
STEALS	12	vs Syracuse (11/26/16)
	7	MONMOUTH (11/15/16)
BLOCKED SHOTS	9	SC STATE (11/18/16)
	6	MICHIGAN (11/23/16)
	6	HOLY CROSS (11/13/16)
TURNOVERS	20	MONMOUTH (11/15/16)
	15	vs Syracuse (11/26/16)
	15	LOUISIANA TECH (11/11/16)
FOULS	24	MICHIGAN (11/23/16)
	22	MONMOUTH (11/15/16)



South Carolina Basketball  
South Carolina High/Low Analysis (as of Nov 30, 2016)  
All games

Opponent - GAME HIGHS

POINTS	76	LOUISIANA TECH (11/11/16)
	69	MONMOUTH (11/15/16)
	50	vs Syracuse (11/26/16)
	50	SC STATE (11/18/16)
	49	HOLY CROSS (11/13/16)
FIELD GOALS MADE	24	LOUISIANA TECH (11/11/16)
	20	MONMOUTH (11/15/16)
FIELD GOAL ATTEMPTS	65	MONMOUTH (11/15/16)
	55	LOUISIANA TECH (11/11/16)
FIELD GOAL PERCENTAGE	.436 (24-55)	LOUISIANA TECH (11/11/16)
	.378 (17-45)	HOLY CROSS (11/13/16)
3 PT FIELD GOALS MADE	7	LOUISIANA TECH (11/11/16)
	6	vs Syracuse (11/26/16)
	6	MONMOUTH (11/15/16)
3 PT FG ATTEMPTS	28	MONMOUTH (11/15/16)
	26	MICHIGAN (11/23/16)
3 PT FG PERCENTAGE	.400 (6-15)	vs Syracuse (11/26/16)
	.357 (5-14)	SC STATE (11/18/16)
FREE THROWS MADE	24	MICHIGAN (11/23/16)
	23	MONMOUTH (11/15/16)
FREE THROW ATTEMPTS	32	MICHIGAN (11/23/16)
	30	LOUISIANA TECH (11/11/16)
FREE THROW PERCENTAGE	.852 (23-27)	MONMOUTH (11/15/16)
	.750 (24-32)	MICHIGAN (11/23/16)
REBOUNDS	41	MONMOUTH (11/15/16)
	36	MICHIGAN (11/23/16)
ASSISTS	12	HOLY CROSS (11/13/16)
	10	MONMOUTH (11/15/16)
STEALS	15	MONMOUTH (11/15/16)
	11	LOUISIANA TECH (11/11/16)
BLOCKED SHOTS	4	MONMOUTH (11/15/16)
	4	LOUISIANA TECH (11/11/16)
TURNOVERS	18	MONMOUTH (11/15/16)
	17	vs Syracuse (11/26/16)
FOULS	28	LOUISIANA TECH (11/11/16)
	24	MONMOUTH (11/15/16)





South Carolina Basketball  
South Carolina High/Low Analysis (as of Nov 30, 2016)  
All games

South Carolina - GAME LOWS

POINTS	61	MICHIGAN (11/23/16)
	64	vs Syracuse (11/26/16)
	70	MONMOUTH (11/15/16)
	81	HOLY CROSS (11/13/16)
	85	LOUISIANA TECH (11/11/16)
FIELD GOALS MADE	23	MONMOUTH (11/15/16)
	23	MICHIGAN (11/23/16)
	23	vs Syracuse (11/26/16)
FIELD GOAL ATTEMPTS	46	HOLY CROSS (11/13/16)
	51	vs Syracuse (11/26/16)
FIELD GOAL PERCENTAGE	.338 (23-68)	MONMOUTH (11/15/16)
	.434 (23-53)	MICHIGAN (11/23/16)
3 PT FIELD GOALS MADE	4	MICHIGAN (11/23/16)
	4	vs Syracuse (11/26/16)
3 PT FG ATTEMPTS	13	vs Syracuse (11/26/16)
	15	MICHIGAN (11/23/16)
3 PT FG PERCENTAGE	.267 (4-15)	MICHIGAN (11/23/16)
	.304 (7-23)	MONMOUTH (11/15/16)
FREE THROWS MADE	11	MICHIGAN (11/23/16)
	14	vs Syracuse (11/26/16)
FREE THROW ATTEMPTS	16	HOLY CROSS (11/13/16)
	18	MICHIGAN (11/23/16)
FREE THROW PERCENTAGE	.611 (11-18)	MICHIGAN (11/23/16)
	.615 (16-26)	LOUISIANA TECH (11/11/16)
REBOUNDS	32	HOLY CROSS (11/13/16)
	35	LOUISIANA TECH (11/11/16)
ASSISTS	10	MICHIGAN (11/23/16)
	13	vs Syracuse (11/26/16)
STEALS	4	HOLY CROSS (11/13/16)
	5	MICHIGAN (11/23/16)
BLOCKED SHOTS	1	vs Syracuse (11/26/16)
	4	LOUISIANA TECH (11/11/16)
TURNOVERS	11	HOLY CROSS (11/13/16)
	13	SC STATE (11/18/16)
	13	MICHIGAN (11/23/16)
FOULS	17	HOLY CROSS (11/13/16)
	17	SC STATE (11/18/16)



South Carolina Basketball  
South Carolina High/Low Analysis (as of Nov 30, 2016)  
All games

Opponent - GAME LOWS

POINTS	46	MICHIGAN (11/23/16)
	49	HOLY CROSS (11/13/16)
	50	SC STATE (11/18/16)
	50	vs Syracuse (11/26/16)
	69	MONMOUTH (11/15/16)
FIELD GOALS MADE	10	MICHIGAN (11/23/16)
	14	vs Syracuse (11/26/16)
FIELD GOAL ATTEMPTS	44	vs Syracuse (11/26/16)
	45	HOLY CROSS (11/13/16)
FIELD GOAL PERCENTAGE	.192 (10-52)	MICHIGAN (11/23/16)
	.308 (16-52)	SC STATE (11/18/16)
	.308 (20-65)	MONMOUTH (11/15/16)
3 PT FIELD GOALS MADE	2	MICHIGAN (11/23/16)
	5	HOLY CROSS (11/13/16)
	5	SC STATE (11/18/16)
3 PT FG ATTEMPTS	14	SC STATE (11/18/16)
	15	vs Syracuse (11/26/16)
3 PT FG PERCENTAGE	.077 (2-26)	MICHIGAN (11/23/16)
	.214 (6-28)	MONMOUTH (11/15/16)
FREE THROWS MADE	10	HOLY CROSS (11/13/16)
	13	SC STATE (11/18/16)
FREE THROW ATTEMPTS	15	HOLY CROSS (11/13/16)
	21	SC STATE (11/18/16)
FREE THROW PERCENTAGE	.615 (16-26)	vs Syracuse (11/26/16)
	.619 (13-21)	SC STATE (11/18/16)
REBOUNDS	16	HOLY CROSS (11/13/16)
	24	SC STATE (11/18/16)
ASSISTS	2	MICHIGAN (11/23/16)
	6	SC STATE (11/18/16)
STEALS	3	HOLY CROSS (11/13/16)
	6	SC STATE (11/18/16)
	6	vs Syracuse (11/26/16)
BLOCKED SHOTS	0	HOLY CROSS (11/13/16)
	0	MICHIGAN (11/23/16)
TURNOVERS	9	HOLY CROSS (11/13/16)
	14	LOUISIANA TECH (11/11/16)
	14	SC STATE (11/18/16)
FOULS	16	HOLY CROSS (11/13/16)
	17	MICHIGAN (11/23/16)



South Carolina Basketball  
South Carolina Player High/Low Analysis (as of Nov 30, 2016)  
All games

South Carolina - I N D I V I D U A L G A M E H I G H S

Points	23		THORNWELL, Sindarius vs Monmouth (11/15/16)
	22		THORNWELL, Sindarius vs SC State (11/18/16)
	21		THORNWELL, Sindarius vs Michigan (11/23/16)
	20		THORNWELL, Sindarius vs Holy Cross (11/13/16)
	18		THORNWELL, Sindarius vs Louisiana Tech (11/11/16)
Field Goals Made	8		THORNWELL, Sindarius vs Michigan (11/23/16)
	8		THORNWELL, Sindarius vs SC State (11/18/16)
Field Goal Att.	18		THORNWELL, Sindarius vs Monmouth (11/15/16)
	16		DOZIER, PJ vs Syracuse (11/26/16)
	16		THORNWELL, Sindarius vs Louisiana Tech (11/11/16)
FG Pct (min 5 made)	1.000	(7-7)	KOTSAR, Maik vs SC State (11/18/16)
	.778	(7-9)	KOTSAR, Maik vs Syracuse (11/26/16)
3-Point FG Made	4		THORNWELL, Sindarius vs Holy Cross (11/13/16)
	3		NOTICE, Duane vs Monmouth (11/15/16)
	3		DOZIER, PJ vs Holy Cross (11/13/16)
	3		NOTICE, Duane vs Louisiana Tech (11/11/16)
3-Point FG Att.	8		NOTICE, Duane vs Monmouth (11/15/16)
	6		THORNWELL, Sindarius vs SC State (11/18/16)
	6		MCKIE, Justin vs Monmouth (11/15/16)
	6		DOZIER, PJ vs Holy Cross (11/13/16)
	6		THORNWELL, Sindarius vs Holy Cross (11/13/16)
	6		NOTICE, Duane vs Louisiana Tech (11/11/16)
3-Pt FG Pct (min 2 made)	1.000	(2-2)	FELDER, Rakym vs Holy Cross (11/13/16)
	.667	(4-6)	THORNWELL, Sindarius vs Holy Cross (11/13/16)
	.667	(2-3)	DOZIER, PJ vs Louisiana Tech (11/11/16)
Free Throws Made	9		THORNWELL, Sindarius vs Syracuse (11/26/16)
	9		THORNWELL, Sindarius vs Monmouth (11/15/16)
Free Throw Att.	11		THORNWELL, Sindarius vs Monmouth (11/15/16)
	10		THORNWELL, Sindarius vs Syracuse (11/26/16)
FT Pct (min 3 made)	1.000	(6-6)	THORNWELL, Sindarius vs Holy Cross (11/13/16)
	1.000	(5-5)	SILVA, Chris vs SC State (11/18/16)
	1.000	(4-4)	THORNWELL, Sindarius vs SC State (11/18/16)
	1.000	(4-4)	GUEYE, Khadim vs SC State (11/18/16)
	1.000	(4-4)	DOZIER, PJ vs Holy Cross (11/13/16)
Rebounds	10		DOZIER, PJ vs Syracuse (11/26/16)
	10		THORNWELL, Sindarius vs Michigan (11/23/16)
	10		SILVA, Chris vs Monmouth (11/15/16)
Assists	6		DOZIER, PJ vs SC State (11/18/16)
	6		THORNWELL, Sindarius vs Louisiana Tech (11/11/16)
Steals	3		DOZIER, PJ vs Syracuse (11/26/16)
	3		THORNWELL, Sindarius vs Syracuse (11/26/16)
	3		DOZIER, PJ vs SC State (11/18/16)
	3		NOTICE, Duane vs Monmouth (11/15/16)
Blocked Shots	3		THORNWELL, Sindarius vs Michigan (11/23/16)
	3		SILVA, Chris vs SC State (11/18/16)
	3		THORNWELL, Sindarius vs Monmouth (11/15/16)
Turnovers	6		THORNWELL, Sindarius vs Louisiana Tech (11/11/16)
	4		THORNWELL, Sindarius vs Michigan (11/23/16)
Fouls	5		SILVA, Chris vs Monmouth (11/15/16)
	4		DOZIER, PJ vs Michigan (11/23/16)
	4		SILVA, Chris vs Michigan (11/23/16)
	4		KOTSAR, Maik vs Monmouth (11/15/16)
	4		SILVA, Chris vs Holy Cross (11/13/16)

	4	SILVA, Chris vs Louisiana Tech (11/11/16)
	4	KOTSAR, Maik vs Louisiana Tech (11/11/16)
	4	THORNWELL, Sindarius vs Louisiana Tech (11/11/16)
Minutes	41	NOTICE, Duane vs Monmouth (11/15/16)
	41	THORNWELL, Sindarius vs Monmouth (11/15/16)
	35	NOTICE, Duane vs Michigan (11/23/16)
	32	NOTICE, Duane vs Syracuse (11/26/16)
	32	THORNWELL, Sindarius vs Michigan (11/23/16)
	32	THORNWELL, Sindarius vs Louisiana Tech (11/11/16)



South Carolina Basketball  
 South Carolina Opponent High/Low Analysis (as of Nov 30, 2016)  
 All games

OPPONENT INDIVIDUAL GAME HIGHS

Points	18		LYDON, Tyler vs Syracuse (11/26/16)
	18		EAVES, "EJ" Eric vs SC State (11/18/16)
	18		Robert Champion vs Holy Cross (11/13/16)
	18		JEAN, Derric vs Louisiana Tech (11/11/16)
	17		Brady, Chris vs Monmouth (11/15/16)
Field Goals Made	7		Brady, Chris vs Monmouth (11/15/16)
	7		Robert Champion vs Holy Cross (11/13/16)
Field Goal Att.	15		Robert Champion vs Holy Cross (11/13/16)
	14		Walton Jr., Derrick vs Michigan (11/23/16)
FG Pct (min 5 made)	.714	(5-7)	BRACEY, DaQuan vs Louisiana Tech (11/11/16)
	.700	(7-10)	Brady, Chris vs Monmouth (11/15/16)
3-Point FG Made	3		LYDON, Tyler vs Syracuse (11/26/16)
	3		EAVES, "EJ" Eric vs SC State (11/18/16)
	3		Malachi Alexander vs Holy Cross (11/13/16)
3-Point FG Att.	9		Walton Jr., Derrick vs Michigan (11/23/16)
	9		Robinson, Justin vs Monmouth (11/15/16)
3-Pt FG Pct (min 2 made)	1.000	(2-2)	BRACEY, DaQuan vs Louisiana Tech (11/11/16)
	.667	(2-3)	JEAN, Derric vs Louisiana Tech (11/11/16)
Free Throws Made	8		Donnal, Mark vs Michigan (11/23/16)
	8		JEAN, Derric vs Louisiana Tech (11/11/16)
Free Throw Att.	9		Donnal, Mark vs Michigan (11/23/16)
	9		JEAN, Derric vs Louisiana Tech (11/11/16)
FT Pct (min 3 made)	1.000	(7-7)	Hornbeak, Je'lon vs Monmouth (11/15/16)
	.889	(8-9)	Donnal, Mark vs Michigan (11/23/16)
	.889	(8-9)	JEAN, Derric vs Louisiana Tech (11/11/16)
Rebounds	10		Brady, Chris vs Monmouth (11/15/16)
	9		Hornbeak, Je'lon vs Monmouth (11/15/16)
Assists	4		Robinson, Justin vs Monmouth (11/15/16)
	4		Patrick Benzan vs Holy Cross (11/13/16)
Steals	4		Seaborn, Micah vs Monmouth (11/15/16)
	3		Abdur-Rahkman, M-A vs Michigan (11/23/16)
	3		Hornbeak, Je'lon vs Monmouth (11/15/16)
	3		HARRIS, Jalen vs Louisiana Tech (11/11/16)
	3		BOYKINS, Jacobi vs Louisiana Tech (11/11/16)
Blocked Shots	2		Ibiezugbe, Sam vs Monmouth (11/15/16)
	2		SHERMAN, Omar vs Louisiana Tech (11/11/16)
Turnovers	8		Irvin, Zak vs Michigan (11/23/16)
	6		LYDON, Tyler vs Syracuse (11/26/16)
Fouls	5		Irvin, Zak vs Michigan (11/23/16)
	5		BOYKINS, Jacobi vs Louisiana Tech (11/11/16)
	5		BRACEY, DaQuan vs Louisiana Tech (11/11/16)