

SOUTH CAROLINA

2016-17 Women's Basketball



Assoc. Media Relations Director: Diana Koval | Office: 803.777.7977 | Cell: 314.369.6050 | Email: dkoval@mailbox.sc.edu | Twitter: @DianaKovalSID
Website: www.GamecocksOnline.com | Twitter: @GamecockWBB | Instagram: @GamecockWBB | Facebook: @GamecockWBB | Snapchat: @GamecockWBB

Game 13

Jan. 5, 2017 • 6 p.m. (CT) • Auburn, Ala. • Auburn Arena (9,121)

South Carolina Gamecocks 11-1, 1-0 SEC



VS



Auburn Tigers 11-4, 1-0 SEC

Ranking: 5/5 (AP/Coaches)
Head Coach: Dawn Staley
Record at South Carolina: 199-77 (9th)
Career Record: 371-157 (17th)
Top Scorer: A'ja Wilson (16.9)
Top Rebounder: Alaina Coates (10.8)

Ranking: -/-
Head Coach: Terri Williams-Flournoy
Record at AUB: 82-65 (4th)
Career Record: 225-169 (13th)
Top Scorer: Katie Frerking (16.3)
Top Rebounder: Katie Frerking (7.7)

Schedule/Results

Nov. 7 **Benedict (Exh.)** W, 120-49
Nov. 14 at #7/6 Ohio St. (BTN+) W, 92-80

Basketball Hall of Fame Women's Challenge

Nov. 20 **Hampton (SECN+)** W, 92-38
Nov. 21 **Maine (SECN+)** W, 79-42
Nov. 22 **Saint Peter's (SECN+)** W, 93-38
Nov. 27 vs. #4/4 Louisville (ESPN2) W, 83-59

SEC/Big 12 Challenge

Dec. 1 at #14/15 Texas (ESPN2) W, 76-67
Dec. 4 at Duke L, 63-74
Dec. 11 **Minnesota (SECN)** W, 98-58
Dec. 15 **Clemson (SECN)** W, 83-61
Dec. 18 **#9/9 UCLA (ESPN2)** W, 66-57
Dec. 21 at Savannah State W, 70-30
Jan. 1 **Alabama* (ESPN2)** W, 93-45
Jan. 5 at Auburn* (SECN+) 7 p.m.
Jan. 8 at Florida* (ESPNU) Noon
Jan. 12 **Georgia* (SECN)** 7 p.m.
Jan. 15 at LSU* (SECN+) 3 p.m.
Jan. 19 **Ole Miss* (SECN)** 7 p.m.
Jan. 23 **Mississippi State* (ESPN2)** 7 p.m.
Jan. 26 at Georgia* (SECN) 7 p.m.
Jan. 30 **Tennessee* (ESPN2)** 6 p.m.
Feb. 2 at Kentucky* (SECN) 7 p.m.
Feb. 5 at Arkansas* (ESPN2) 2 p.m.
Feb. 9 **Auburn* (SECN+)** 7 p.m.
Feb. 13 at UConn (ESPN2) 9 p.m.
Feb. 16 **Vanderbilt* (SECN)** 7 p.m.
Feb. 19 at Missouri* (ESPN2) 3 p.m.
Feb. 23 at Texas A&M* (SECN) 9 p.m.
Feb. 26 **Kentucky* (ESPNU/2)** 2/5 p.m.

SEC Tournament (Greenville, S.C.)

Mar. 1 First Round (SECN) TBA
Mar. 2 Second Round (SECN) TBA
Mar. 3 Quarterfinals (SECN) TBA
Mar. 4 Semifinals (ESPNU) TBA
Mar. 5 Final (ESPN2) TBA

All Times Listed as Eastern and are subject to change

* indicates SEC Game

Game Information

Tickets: \$8 reserved, \$6 general admission
Live Stats: GamecocksOnline.com

Watch On: SECN+ (Brad Law, play-by-play; Joe Ciampi, analyst)
Radio: 1320 AM/107.5 FM in progress (Brad Muller)

Series History

South Carolina Record 20-21
In Auburn 7-12
In Columbia 11-7
At Neutral Site 2-2
Last Meeting SC, 57-48, 3/4/16
First Meeting SC, 77-50, 1/12/80
Current Streak Won 5

Last Five Meetings:

Date	Result	Location
3/4/16	W, 57-48	Jacksonville, Fla.
1/21/16	W, 74-58	Auburn
1/2/15	W, 77-58	Columbia
1/12/14	W, 72-66	Auburn
2/3/13	W, 59-51	Columbia












South Carolina Notables

- The three-time reigning SEC Coach of the Year, Dawn Staley is 84-43 in SEC regular-season action. Despite being in just her ninth of the program's 26th season in the league, her win total represents 56.8 percent of the program's 148 SEC victories.
- The Gamecocks were picked to win a fourth-straight SEC title by both the league's coaches and media and have won 23 straight games against SEC foes, dating back to the start of the 2015 SEC Tournament.
- South Carolina is 8-3 against Auburn in the Dawn Staley era (beginning 2008-09), including wins in the last five meetings. Seven of the 11 games were decided by single digits, including four of the five played at Auburn.
- The Gamecocks continue to thrive in the middle quarters of games this season, averaging 22.0 and 22.4 points per quarter in the second and third periods, respectively. Those two are also the team's most efficient quarters as the Gamecocks shoot 51.6 percent and 51.8 percent, respectively.
- In the SEC opener against Alabama, Alaina Coates collected her 50th career double-double. She is just the second Gamecock to reach the benchmark with the first, Sheila Foster, hitting it during the 1980-81 season.
- Four Gamecocks rank among the SEC's top 25 in points per game despite not ranking among the league's top 30 in minutes played. Junior A'ja Wilson leads the way with 16.9 points per game (4th) with senior Alaina Coates in 16th (15.0 ppg) and junior guards Kaela Davis (19th, 13.8 ppg) and Allisha Gray (22nd, 12.9 ppg) rounding out the quartet.
- Freshman Tyasha Harris drew the start in her SEC debut against Alabama (Jan. 1) and responded just as Staley expected – matching her career high with six assists. The old-school style point guard has three games of six assists this season and, in the Gamecocks' four games against ranked opponents, leads the team in assists with 10. Overall her 2.5 assists per game are third on the team.
- Freshman forward Mikiah Herbert Harrigan showed off her offense early in the season, but her defensive presence has been more flashy recently. Learning quickly from her starting frontcourt, she is sixth in the SEC in blocks per game (1.5). In the last three games, she averaged 3.3 blocks, including a season-high four against Alabama.

100

South Carolina head coach Dawn Staley selects a theme for the team and its fans to rally around each season. The "100" this season plays off the meaning of being 100 in terms of commitment to the team and realizing its goals, but each numeral in 100 also represents an evolving principle of the team and season. The "1" reflects one goal, one dream, one team, one family and one focus. The first "0" stands for no boundaries and no complaints. The second "0" represents zero excuses, zero selfishness and zero tolerance.

2016-17 South Carolina Media Roster

0		Victoria Patrick 5-8 • Fr. • Guard • Orlando, Fla.	LAST GM: 3 pts, 2 rebs, 1 stl vs. Alabama NOTABLE: Solid shooting guard ... averages 8.4 minutes in nine games played ... No. 25 guard in Class of 2016 ... helped Edgewater HS to state championship in 2014 ... led team with 15.4 ppg as a senior.		Career Highs Pts: 4, 2x, at Sav. St., 12/21/16 Reb: 2, 3x, vs. Alabama, 1/1/17 Asst: 2 at Savannah St., 12/21/16 Stl: 2 vs. Saint Peter's, 11/22/16
		PPG 2.2 RPG 0.8 APG 0.4 FG% .300 FT% .429			
1		Bianca Cuevas-Moore 5-6 • Jr. • Guard • Bronx, N.Y. <i>kway-VAHS</i>	LAST GAME: 9 pts, 1 asst, 1 stl vs. Alabama NOTABLE: Speedy, crafty guard ... continues to mature into understanding when to attack vs. set up teammates ... 14th in SEC and with 1.9 steals per game ... 2 games of ≥10 pts ... average 2.8 assists over last four games.		Career Highs Pts: 21 at Ole Miss, 2/1/15 Reb: 6 at Alabama, 2/22/16 Asst: 6 vs. CSUB, 11/28/15 Stl: 5, 2x, vs. SPU, 11/22/16
		PPG 6.9 RPG 1.9 APG 2.3 FG% .349 FT% .625			
3		Kaela Davis 6-2 • Jr. • Guard • Suwanee, Ga. <i>KAY-luh</i>	LAST GM: 16 pts, 3 rebs, 2 assts vs. Alabama NOTABLE: Tall, athletic, versatile ... 2nd on team in assists, 3rd in ppg ... leads SEC in 3-pt %age (.413), 3rd in 3s/gm (2.2), is 19th in scoring ... led team in assists team-high 4 times ... 2x All-ACC at Ga. Tech.		Career Highs Pts: 37 at Ohio State, 11/14/16 Reb: 10 at Ohio State, 11/14/16 Asst: 5 at Ohio State, 11/14/16 Stl: 3 at Ohio State, 11/14/16
		PPG 13.8 RPG 4.8 APG 2.9 FG% .390 FT% .413			
4		Doniyah Cliney 6-0 • So. • Guard • Newark, N.J. <i>dawn-YAY CLY-nee</i>	LAST GAME: 1 pt, 5 rebs, 1 stl vs. Alabama NOTABLE: Athletic guard with good size ... showed great development in non-conference play, especially on defense ... ≥5 rebs in 5 games ... in last 5 games – .438 FG% (7-16), 6.6 rpg.		Career Highs Pts: 10 vs. Florida, 2/11/16 Reb: 9 vs. Clemson, 12/15/16 Asst: 4 vs. Maine, 11/21/16 Stl: 3 vs. Georgia, 2/18/16
		PPG 2.9 RPG 4.3 APG 0.8 FG% .400 FT% .609			
10		Allisha Gray 6-0 • Jr. • Guard • Sandersville, Ga. <i>uh-LEE-shuh</i>	LAST GM: 7 pts, 2 rebs, 2 assts vs. Alabama NOTABLE: Steady contributor in every area ... scored ≥10 pts 9 times, ≥4 assists 5 times, ≥5 rebs 4 times ... 10th in nation in A:TO ratio (3.4) ... 22nd in SEC in scoring, ... 1st-team All-ACC at UNC.		Career Highs Pts: 24 at Ohio State, 11/14/16 Reb: 8 vs. Saint Peter's, 11/22/16 Asst: 7 vs. Minnesota, 12/11/16 Stl: 5 at Savannah St., 12/21/16
		PPG 12.9 RPG 4.0 APG 3.1 FG% .492 FT% .703			
12		Araion Bradshaw 5-6 • Fr. • Guard • Boston, Mass. <i>R-ee-on</i>	LAST GAME: 3 rebs, 2 assts vs. Alabama NOTABLE: Scrappy guard ... has played in nine games, including ≥10 mins 4 times ... rated No. 10 guard in 2016 class ... helped Tabor Academy to back-to-back appearances in state tournament finals.		Career Highs Pts: 3, 2x, vs. Minn., 12/11/16 Reb: 2 vs. Minnesota, 12/11/16 Asst: 2, 2x, vs. Alabama, 1/1/17 Stl: 2 vs. Hampton, 11/20/16
		PPG 1.0 RPG 0.9 APG 1.0 FG% .250 FT% .500			
15		Tiffany Davis 5-7 • Sr. • Guard • Houston, Texas	LAST GAME: 3 pts vs. Alabama NOTABLE: Team captain ... has played just two full seasons due to injuries ... this season, played in nine of the 10 games she was available ... averaging 8.0 minutes ... key factor on defense against #4/4 Louisville.		Career Highs Pts: 11 vs. Ole Miss, 1/30/14 Reb: 6 at Arkansas, 1/2/14 Asst: 3, 4x, vs. SC St., 12/22/13 Stl: 5 vs. Elon, 11/9/12
		PPG 1.1 RPG 1.2 APG 0.2 FG% .214 FT% .600			
21		Mikiah Herbert Harrigan 6-2 • Fr. • For. • Pembroke Pines, Fla. <i>muh-KEE-uh</i>	LAST GM: 4 pts, 5 rebs, 4 blks vs. Alabama NOTABLE: Versatile forward with skill on both ends of the court ... ≥10 pts 2 times, ≥5 rebs 7 times ... last 4 games – 5.8 rpg, 3.0 bpg ... helped Flanagan to four district titles ... FBCA 8A Player of the Year.		Career Highs Pts: 13 vs. Maine, 11/21/16 Reb: 8 vs. Maine, 11/21/16 Blk: 4 vs. Alabama, 1/1/17 Stl: 2 vs. Saint Peter's, 11/22/16
		PPG 5.8 RPG 4.9 BPG 1.5 FG% .426 FT% .708			
22		A'ja Wilson 6-5 • Jr. • Forward • Hopkins, S.C. <i>A-zhub</i>	LAST GM: 23 pts, 9 rebs, 2 assts vs. Alabama NOTABLE: Team captain ... last 4 games – 2 dbl-dbls, 18.5 ppg, 8.8 rpg ... 2nd in SEC in blks/gm (37th in nation), 4th in ppg, 5th in FG% ... team's top scorer team-high 7 times ... rated #1 in nation by espnW.		Career Highs Pts: 31 at Texas, 12/2/16 Reb: 19 at Kentucky, 3/1/15 Blk: 8, 2x, vs. TAMU, 1/17/16 Stl: 4 vs. Syracuse, 3/25/16
		PPG 16.9 RPG 6.8 BPG 2.2 FG% .566 FT% .700			
41		Alaina Coates 6-4 • Sr. • Center • Irmo, S.C. <i>uh-LAY-nuh COATS</i>	LAST GM: 19 pts, 11 rebs, 2 blks vs. Alabama NOTABLE: Dominant inside ... good passer out of post and in high-low action ... team captain ... 2nd in nation in FG %age, 13th in rpg, 8th in dbl-dbls (8) ... last 5 gms – 16.6 ppg, 2.2 bpg ... rated #9 in nation by espnW.		Career Highs Pts: 29 vs. Winthrop, 12/13/15 Reb: 18 at Alabama, 2/22/16 Blk: 10 vs. Winthrop, 12/13/15 Asst: 6 at Texas A&M, 1/31/16
		PPG 15.0 RPG 10.8 BPG 1.8 FG% .690 FT% .689			
52		Tyasha Harris 5-10 • Fr. • Guard • Noblesville, Ind. <i>ty-A-shuh</i>	LAST GAME: 7 pts, 6 assts vs. Alabama NOTABLE: Poised, quick, decisive point guard, good defender ... drew start in first career SEC game ... ≥10 pts 2 times, ≥5 assts 3 times ... won gold at FIBA U18 Americas ... finalist for Indiana's Miss Basketball.		Career Highs Pts: 10, 2x, at Sav. St., 12/21/16 Reb: 5 at Savannah St., 12/21/16 Asst: 6, 3x, vs. Alabama, 1/1/17 Stl: 3 at Texas, 12/1/16
		PPG 4.8 RPG 1.3 APG 2.5 FG% .449 FT% .583			

Starter

Reserve

Based on most recent game

Five Second Count

South Carolina is one of three programs in the nation to appear in every AP top 10 since the start of the 2014-15 season. The Gamecocks have played in four of the last five NCAA Sweet 16s, including the 2015 Final Four. In the SEC, South Carolina is the three-time reigning regular-season champion, including last season's 16-0 record, and claimed the last two SEC Tournaments. For her leadership, head coach Dawn Staley is the only coach in SEC history to earn three-straight league Coach of the Year honors from her peers.

Quick Facts

The University

Location: Columbia, S.C.

Founded: 1801

Enrollment: 33,724

Colors: Garnet (PMS 202C) and Black

Nickname: Gamecocks

Conference: Southeastern

President: Dr. Harris Pastides

Athletics Director: Ray Tanner

Facility: Colonial Life Arena (18,000)

Coaching Staff

Head Coach: Dawn Staley

Alma Mater: Virginia, 1992

Overall Record: 371-157 (17th season)

School Record: 199-77 (9th season)

Assoc. Head Coach (Alma Mater):

Lisa Boyer (Ithaca, 1979)

Assistant Coaches (Alma Mater):

Nikki McCray-Penson (Tennessee, 1995)

Fred Chmiel (Excelsior, 2001)

Team Information

2015-16 Record: 33-2

Home: 16-1 Away: 11-0 Neutral: 6-1

SEC Record (Finish): 16-0 (1st)

Home: 8-0 Away: 8-0

Letterwinners Returning/Lost: 5/7

Starters Returning/Lost: 2/3

Program History

First Year of Women's Basketball: 1974-75

All-Time Record: 779-506 (43rd season)

All-Time SEC Record: 148-200 (26th season)

NCAA Appearances (Last): 13 (2016)

NCAA Tournament Record: 19-13

2016 NCAA Result: Sweet 16, L 72-80, Syracuse,

Sioux Falls, S.C.

WNIT Appearances (Last): 4 (2011)

WNIT Record: 3-4

Media Relations

Women's Basketball Contact: Diana Koval

Office: 803.777.7977

Cell: 314.369.6050

Email: dkoval@mailbox.sc.edu

Press Row Phone: 803.777.6182

Athletics Department on the Web

Website: GamecocksOnline.com

Twitter: @GamecocksOnline

Instagram: @GamecocksOnline

Facebook: Facebook.com/GamecocksOnline

YouTube: YouTube.com/GamecocksOnline

Women's Basketball on Twitter

Team: @GamecockWBB

Head Coach: @DawnStaley

Women's Basketball on Instagram and Snapchat

Team: GamecockWBB

By the Numbers

- 1 Win needed by head coach Dawn Staley to reach 200 in her South Carolina career
- 2 Career blocked shots separating senior Alaina Coates from junior A'ja Wilson's school record
- 3 Stats in which Alaina Coates ranks among the top 15 in the NATION – FG percentage (2nd, .690), rebounding (13th, 10.8), double-doubles (8th, 8)
- 4 Gamecocks named to the Naismith Trophy Top 50 Preseason Watch List – Alaina Coates, Kaela Davis, Allisha Gray, A'ja Wilson – tied for most in the nation
- 7 Games this season in which South Carolina has out-scored its opponent in the paint by at least 20 points
- 7 Games this season in which South Carolina has held its opponent under 30.0 percent field goal shooting
- 11 Games scoring in double figures for A'ja Wilson, the most on the team this season
- 23 Consecutive Gamecock wins against SEC foes, dating back to the start of the 2015 SEC Tournament
- 50 Career double-doubles by Alaina Coates, the most by a Gamecock since the 1980-81 season
- 74 Games it took junior A'ja Wilson to break South Carolina's career blocked shots record, fewer than anyone else listed in the program's top 10

Auburn Series Notes

The Tigers lead the series 21-20, but the Gamecocks are 8-3 against them in the Dawn Staley era, including wins in the last five meetings. Seven of the 11 meetings have been decided by single digits, though, and all three of South Carolina's losses to Auburn have come by a combined 15 points.

The teams met twice last season with the second-ranked Gamecocks picking up a 74-58 win at Auburn Arena on Jan. 21. Their paths crossed again in the SEC Tournament with South Carolina picking up a 57-48 victory in the quarterfinals en route to its second-straight tournament title. Both games featured pivotal second quarters as the Gamecock defense held the Tigers to just five points in the second period of each game while scoring 20 and 19 points, respectively, themselves.

Against the Tigers last season, Alaina Coates led the team in scoring and rebounding with a pair of double-doubles yielding 15.5 points and 11.0 rebounds per game.

Current Streaks

	Total	Home	Road	Neut.
Overall	W5	W12	W1	W1
SEC	W17	W27	W8	—
Non-Conference	W4	W8	W1	W1
Ranked Teams	W4	W2	W6	W1

South Carolina's results vs. Auburn since the arrival of head coach Dawn Staley:

Date	W/L	Score	Site	Rank (SC/AU)
3/4/16	W	57-48	N	3/-
1/21/16	W	74-58	A	2/-
1/2/15	W	77-58	H	1/-
1/12/14	W	72-66	A	10/-
2/3/13	W	59-51	H	15/-
1/19/12	L	49-53	A	-/-
2/20/11	W	65-49	H	-/-
1/30/11	L	47-54	A	-/-
2/4/10	W	61-58	A	-/-
1/17/10	W	63-49	H	-/-
1/8/09	L	76-80	H	-/-

Road Ready

The Gamecocks are 231-246 all-time in true road games, including a 59-35 mark under head coach Dawn Staley. In non-conference action, Staley is 21-9 on the road during her nine seasons at South Carolina.

SEC Stories

Head coach Dawn Staley has steadily lifted the Gamecocks' national profile by building the Gamecocks into a consistent SEC contender with three straight regular-season titles, shirking decades of difficulty in the nation's best women's basketball conference.

In her ninth season at the helm, Staley boasts an 84-43 (.661) SEC regular-season record and has finished outside the league's top five just twice – an unprecedented achievement for a program that had finished INSIDE the top five only two times in the previous 17 seasons. Staley's 84 wins include five seasons of double-digit league victories – 10 in 2012, 11 in 2013, an SEC-best 14 in 2014 and 15 in 2015, and 16 in 2016 – and account for 56.5 percent of the program's all-time 147 league wins.

Staley's SEC regular-season record includes a 47-18 (.723) mark at home and a 37-25 (.597) slate on the road.

Tale of the Tape

Auburn				South Carolina			
Overall	SEC Rank	SEC Only	SEC Rank	Overall	SEC Rank	SEC Only	SEC Rank
11-4		1-0		Overall Record	11-1	1-0	
4-1		0-0		Home Record	7-0	1-0	
4-2		1-0		Away Record	3-1	0-0	
3-1				Neutral Record	1-0		
66.8	12th	82.0	2nd	Points Per Game	82.3	1st	93.0
59.1	8th	75.0	11th	Opp. Points Per Game	54.1	3rd	45.0
.397	14th	.415	8th	Field Goal %age	.472	3rd	.531
.402	13th	.500	12th	Opp. Field Goal %age	.328	2nd	.271
.301	10th	.524	1st	3-Pt. Field Goal %age	.327	6th	.375
6.5	2nd	11.0	1st	3-Pt. FG Made/Game	5.4	9th	6.0
.330	13th	.214	4th	Opp. 3-Pt. Field Goal %age	.254	3rd	.250
.704	6th	.567	13th	Free Throw %age	.683	10th	.731
13.1		17.0		FTs Made Per Game	17.3		19.0
33.9	14th	34.0	T-8th	Rebounds Per Game	45.2	3rd	44.0
-2.1	14th	-4.0	8th	Rebounding Margin	+12.8	1st	+17.0
12.9	12th	16.0	6th	Assists Per Game	17.0	T-1st	18.0
+8.9	1st	+13.0	1st	Turnover Margin	+3.4	6th	+8.0
13.3	2nd	13.0	T-1st	Steals Per Game	9.3	7th	12.0
2.6	13th	1.0	T-9th	Blocks Per Game	6.6	1st	10.0

Fourth Follow-Up?

The Gamecocks enter the 2016-17 season as the three-time reigning SEC regular-season champions, becoming just the third program to win three straight titles, joining Tennessee (2000-04 and 1993-95) and Auburn (1987-89).

SEC coaches and the media picked the Gamecocks to claim the conference title again this season. The league has had the same champion four straight seasons just once before when Tennessee claimed its fourth straight in 2003 en route to the league-record five consecutive titles (2000-04).

Rankings Review

Ranked fifth in this week's AP Poll, the Gamecocks are in the midst of the nation's third-longest active top-10 ranking streak (60), trailing just UConn (223) and Notre Dame (116) and well ahead of fourth-place Baylor (45). South Carolina has appeared in the top 25 in each of the last 84 AP Polls.

In the Staley era, South Carolina has collected 47 top-five rankings in the AP Poll, including 42 weeks in the top three and 12 weeks at No. 1.

Tough Tasks

Head coach Dawn Staley did not shy away from a challenging schedule this season, despite having to replace five seniors from last season's squad. The Gamecocks' overall schedule is ranked the sixth-toughest in the nation based on opponent winning percentage (.727).

South Carolina's docket features 19 games against teams that played in the 2016 postseason, including 16 against NCAA Tournament squads.

The slate includes nine games against teams ranked in either the AP or USA Today Coaches Top 25 this week, including four against this week's top-10 teams. Just three of those nine games are home games for the Gamecocks.

The Gamecocks are currently 4-0 against ranked foes.

League Legends

The Gamecocks are the only team in the nation to boast two former WNBA All-Stars on their coaching staff in head coach Dawn Staley and assistant coach Nikki McCray-Penson. Five other programs tout multiple WNBA alums – Miami, Notre Dame, Penn State, Texas and Vanderbilt – but only Beth Cunningham at Notre

Dame and Tina Thompson at Texas earned All-Star status at least once in their time in the league.

South Carolina has the added bonus of its other two coaches – associate head coach Lisa Boyer and assistant coach Fred Chmiel – having experience coaching in the WNBA as well.

To Three, or Not to Three

South Carolina added a pair of outside threats with junior transfers Kaela Davis and Allisha Gray, but the Gamecocks' offensive strategy continues to begin in the paint. In fact, the addition of the weapons has made South Carolina less reliant on the 3-point shot for scoring this season than last.

This season's 65 3-pointers account for 19.7 percent of the Gamecocks' total offense, while last season the 190 3s made up 22.1 percent of the total offense. Interestingly, reliance on outside shooting decreases dramatically against ranked opponents. In four wins over top-25 foes this season, South Carolina's 12 3-pointers made up just 11.4 percent of its 317 points, which is much lower than the 18.0 percent of the offense in 15 games against ranked foes last season.

This season, the Gamecocks are 5-1 when making five or more 3s and 6-0 when making fewer than five.

Location, Location, Location

The Gamecocks average 43.8 points in the paint this season, making up 53.2 percent of their offense. Just one opponent has out-scored South Carolina in the paint this season – Duke (42-32, 12/3/16), and the Gamecocks are

out-pacing their opponents in that space by 21.8 points per game. Their interior advantage has been at least 20 points seven times, including a season-high 44 points against Maine (Nov. 21). In four games against ranked opponents, South Carolina has out-scored its opponent 158-118 in the paint.

Blocking Scheme

South Carolina leads the SEC and ranks seventh in the nation with 6.6 blocked shots per game and have blocked double-digit shots twice this season – 11 vs.

In the National Rankings

(thru games of 1/2)

Team	SEC	NCAA	Actual
Scoring Offense	1	11	82.3
Scoring Defense	3	20	54.1
Scoring Margin	2	6	+28.3
Field Goal Percentage	3	19	.472
Field Goal %age Def.	2	7	.328
3-Point FG %age	6	130	.327
3-Point FG %age Def.	3	12	.254
3-Point FG Made/Gm.	9	206	5.4
Free Throw Percentage	10	180	.683
Rebounding Offense	3	—	45.2
Rebounding Defense	3	—	32.4
Rebounding Margin	1	8	+12.8
Assists	1	28	17.0
Steals	7	97	9.3
Turnover Margin	6	61	+3.4
Turnovers	—	17	13.1
Assist-to-Turnover Ratio	1	17	1.3
Blocked Shots	1	7	6.6
Home Attendance Avg.	1	1	12,017

Alaina Coates	SEC	NCAA	Actual
Scoring	16	184	15.0
Rebounding	2	13	10.8
FG Percentage	1	2	.690
Blocked Shots	4	82	1.8
Offensive Rebs.	2	—	3.9
Double-Doubles	2	8	8.0

Bianca Cuevas-Moore	SEC	NCAA	Actual
Steals	14	213	1.9

Kaela Davis	SEC	NCAA	Actual
Scoring	19	—	13.8
FT Percentage	12	148	.789
3-Pt FG Percentage	1	55	.413
3-Pt FGM Per Game	3	130	2.2

Allisha Gray	SEC	NCAA	Actual
Scoring	22	—	12.9
Assist:Turnover	2	9	3.4

M. Herbert Harrigan	SEC	NCAA	Actual
Blocks	6	114	1.5

A'ja Wilson	SEC	NCAA	Actual
Scoring	4	87	16.9
Rebounding	14	—	6.8
FG Percentage	5	30	.566
Blocked Shots	2	37	2.2

2016-17 Awards

Alaina Coates

USBWA National Player of the Week (12/13-19)

Three-time SEC Player of the Week (11/15-21; 11/22-28; 12/13-19)

Rated No. 9 player in the nation by espnW

Wooden Award Preseason Top 30

Naismith Trophy Top 50 Preseason Watch List

Wade Watch List (Preseason)

Preseason All-America Second Team (espnW,

Lindy's, Sporting News)

Preseason All-SEC First Team (Media, Coaches)

Kaela Davis

Naismith Trophy Top 50 Preseason Watch List

Allisha Gray

Naismith Trophy Top 50 Preseason Watch List

A'ja Wilson

Rated No. 1 player in the nation by espnW

Wooden Award Preseason Top 30

Naismith Trophy Top 50 Preseason Watch List

Wade Watch List (Preseason)

Preseason All-America First Team (AP, espnW,

Athlon, Lindy's, Sporting News)

Preseason SEC Player of the Year (Media, Coaches)

Preseason All-SEC First Team (Media, Coaches)

Team

Preseason Rankings – #2 USBWA; #3 USA Today/Coaches, ESPN, Athlon; #4 AP, Lindy's; #6

Sporting News; #7 SLAM

Predicted SEC Champion (Media, Coaches)

2016-17 Double-Doubles

Alaina Coates (8)

11/14	at Ohio State	10 pts/13 rebs
11/20	Hampton	28 pts/16 rebs
11/21	Maine	12 pts/14 rebs
11/27	vs. Louisville	17 pts/14 rebs
12/11	Minnesota	16 pts/ 11 rebs
12/15	Clemson	19 pts/10 rebs
12/18	UCLA	20 pts/14 rebs
1/1	Alabama	19 pts/ 11 rebs

Kaela Davis (1)

11/14	at Ohio State	37 pts/10 rebs
-------	---------------	----------------

A'ja Wilson (3)

12/1	at Texas	31 pts/12 rebs
12/15	Clemson	20 pts/ 10 rebs
12/18	UCLA	13 pts/ 13 rebs

Gamecocks in 2016-17 National Polls

Poll	Pre	11/14	11/21	11/28	12/5	12/12	12/19	12/26	1/2	1/9	1/16	1/23	1/30	2/6	2/13	2/20	2/27	3/6	3/12	Final
Associated Press	4	4	3	3	6	6	6	6	5											
Coaches	3	3	3	3	6	6	6	6	5											

Clemson (Dec. 15), 10 vs. Alabama (Jan. 1). The two driving forces of that defensive movement are also the program's all-time career blocked shot leaders – A'ja Wilson (194) and Alaina Coates (192) – and the only two teammates among the top 15 on the NCAA Division I active blocked shots list.

Wilson broke the school record earlier this season (vs. Saint Peter's, Nov. 22) but can hardly celebrate with Coates nipping at her heels. The duo may trade the record several times this season as Wilson is second in the SEC with 2.2 blocks per game, which ranks 37th in the nation, and Coates is closing in at 1.8 per game for fourth in the league. Freshman Mikiah Herbert Harrigan is following in her mentors' footsteps, ranking in sixth in the league with 1.5 blocks per game behind a surge in the last three games, during which she blocked 3.3 shots per contest.

Four x 1,000

South Carolina boasts four 1,000-point scorers on this season's roster, led by Alaina Coates (1,421) and A'ja Wilson (1,219). Junior transfers Kaela Davis (1,412 – includes 1,246 at Georgia Tech) and Allisha Gray (1,208 – includes 1,053 at North Carolina). All four were first-team all-conference selections in their most recent seasons as well.

Helping Hands

South Carolina head coach Dawn Staley likes to say that with good movement, the ball will find who is supposed to shoot it on any given possession. With four 1,000-point scorers on this season's team, many observers wondered how the quartet would abide that philosophy.

Early returns are good as the Gamecocks rank lead the SEC and 28th in the nation in assists per game at 17.0. The quartet of 1,000-point scorers account for 9.3 assists per game of that average with Allisha Gray leading the way at 3.1 and Kaela Davis just behind at 2.9.

They're Free, Take Two!

South Carolina ranks among the nation's top 25 in free throws attempted (20th) and made (24th). But with each team ahead of them playing anywhere from one to

four more games than the Gamecocks, the averages tilt in South Carolina's favor.

With 25.25 free throw attempts per game, South Carolina trails only Stephen F. Austin (26.31). The Gamecocks are third in free throws made per game at 17.25, trailing Stephen F. Austin (18.00) and Iowa State (17.38).

Team Specialty Stats						Starters vs. Bench Points					
South Carolina-Opponent											
		Pts. in Paint	Pts. Off TOs	2nd Chance Pts	Fast Break Pts			SC Starters	Opp. Starters	SC Bench	Opp. Bench
11/14	at OSU	44-30	16-17	13-12	18-12	11/14	at OSU	85	76	7	4
11/20	HU	46-20	35-2	23-7	12-3	11/20	HU	71	23	21	15
11/21	Maine	52-8	20-7	14-2	11-0	11/21	Maine	53	16	26	26
11/22	SPU	50-14	30-8	17-9	26-0	11/22	SPU	68	28	25	10
11/27	vs. UL	40-24	18-15	20-5	14-2	11/27	vs. UL	68	34	15	25
12/1	at Texas	34-30	14-7	14-16	2-8	12/1	at Texas	64	47	12	20
12/4	at Duke	32-42	18-28	14-15	9-12	12/4	at Duke	60	62	3	12
12/11	Minn.	42-12	12-11	20-21	18-9	12/11	Minn.	59	37	39	21
12/15	Clem.	50-26	10-6	21-8	13-4	12/15	Clem.	68	43	15	18
12/18	UCLA	40-34	5-15	19-12	8-14	12/18	UCLA	56	46	10	11
12/21	at SSU	42-8	21-4	22-5	20-4	12/21	at SSU	48	22	22	8
1/1	Ala.	54-14	36-14	18-5	19-6	1/1	Ala.	72	33	21	12
1/5	at Aub.					1/5	at Aub.				
1/8	at Fla.					1/8	at Fla.				
1/12	UGa					1/12	UGa				
1/15	at LSU					1/15	at LSU				
1/19	Miss.					1/19	Miss.				
1/23	MSU					1/23	MSU				
1/26	at UGa					1/26	at UGa				
1/30	Tenn.					1/30	Tenn.				
2/2	at UK					2/2	at UK				
2/5	at Ark.					2/5	at Ark.				
2/9	Aub.					2/9	Aub.				
2/13	at UConn					2/13	at UConn				
2/16	Vandy					2/16	Vandy				
2/19	at Mizz.					2/19	at Mizz.				
2/23	at TAMU					2/23	at TAMU				
2/26	UK					2/26	UK				
Season Avg.		43.8-21.8	19.6-11.2	17.9-9.8	14.2-6.2	Season Avg.		64.3	38.9	18.0	15.2
SEC Avg.		54.0-14.0	36.0-14.0	18.0-5.0	19.0-6.0	SEC Avg.		72.0	33.0	21.0	12.0

The Staley Era

In her ninth season at the South Carolina helm, head coach Dawn Staley has guided the program to unprecedented success not just in the SEC but on the national stage as well. Staley led the program to its first ever No. 1 ranking in both the AP and USA Today/Coaches Poll. She also delivered the first SEC regular-season and tournament championships. In fact, Staley has accounted for 83 of the program's all-time 147 SEC regular-season victories – 56.5 percent in just eight of the 25 seasons the Gamecocks have been in the league.

The Staley Era (2008-09 through present)	Pre-Staley in the SEC (1991-92 through 2007-08)	Pre-Staley All-Time (1974-75 through 2007-08)
Wins	Wins	Wins
30-Win Seasons.....	30-Win Seasons.....	30-Win Seasons.....
25-Win Seasons.....	25-Win Seasons.....	25-Win Seasons.....
20-Win Seasons.....	20-Win Seasons.....	20-Win Seasons.....
Winning Seasons.....	Winning Seasons.....	Winning Seasons.....
National Rankings	National Rankings	National Rankings
Weeks in the AP Top 25.....	Weeks in the AP Top 25.....	Weeks in the AP Top 25.....
Weeks in the AP Top 10.....	Weeks in the AP Top 10.....	Weeks in the AP Top 10.....
Weeks in the AP Top 3.....	Weeks in the AP Top 3.....	Weeks in the AP Top 3.....
Weeks at AP No. 1.....	Weeks at AP No. 1.....	Weeks at AP No. 1.....
Postseason	Postseason	Postseason
NCAA Tournament Appearances.....	NCAA Tournament Appearances.....	NCAA Tournament Appearances.....
NCAA Sweet 16s.....	NCAA Sweet 16s.....	NCAA Sweet 16s.....
NCAA Final Fours.....	NCAA Final Fours.....	NCAA Final Fours.....
In the SEC	In the SEC	In Conference (SEC and Metro 1983-84 thru 1990-91)
Regular-Season Championships.....	Regular-Season Championships.....	Regular-Season Championships.....
Regular-Season Top 5 Finishes.....	Regular-Season Top 5 Finishes.....	Regular-Season Top 5 Finishes.....
Tournament Championships.....	Tournament Championships.....	Tournament Championships.....
Double-Digit Wins.....	Double-Digit Wins.....	Double-Digit Wins.....

first-team votes from the Associated Press. ESPN tapped Wilson as the top player in the nation this season as well, naming Coates the No. 9 player.

This season, the pair combine to average 31.9 points and 17.6 rebounds while shooting a combined 61.9 percent from the field. The duo also averages 3.3 assists this season. Defensively, they combine for 3.9 blocked shots per game.

Earning All-America and First-Team All-SEC status last season, the duo averaged a combined 27.3 points, 18.5 rebounds and 4.2 blocks. In the Gamecocks' 15 games against ranked opponents, the pair was even more dominant with 29.7 points per game, 20.3 rebounds per contest and 4.9 blocks per outing.

Quarter Breakdown

Through 12 games this season, South Carolina has out-scored its opponent in all but eight quarters. The Gamecocks have out-paced their opponent by double digits 18 times in the 48 quarters, including a season-high differential of 25 points (37-12) in the first quarter against Saint Peter's (Nov. 22).

South Carolina has shot at least 50.0 percent from the field 20 times in its 48 quarters of action, led by a its 71.4 percent accuracy in the first quarter against Saint Peter's (Nov. 22). The Gamecocks' 37 points in that quarter are the most for the program since the NCAA went to the format for the 2015-16 season.

Here's a more detailed look at the quarter-by-quarter production for the Gamecocks this season:

Qtr.	SC/Opp Avg. Pts	SC/Opp FG%	Avg. Pts. Margin
1	20.0/13.0	.462/.348	+7.0
2	22.0/13.3	.516/.320	+8.8
3	22.4/13.8	.518/.333	+8.6
4	17.9/14.0	.384/.311	+3.9

Individually, junior guard Kaela Davis leads the Gamecocks with five double-digit scoring quarters and has the highest-scoring quarter this season with 14 points in the second against Minnesota (Dec. 11). Alaina Coates and A'ja Wilson each of two double-digit scoring quarters, and Allisha Gray has one.

SEC Active

Senior Alaina Coates and junior A'ja Wilson feature prominently in the SEC's active leader boards this season.

Coates is running away with the double-double chart at 50 and the rebounding mark at 1,059 – over 350 more than the second-place player. Coates' 192 career blocks are just two behind league leader Wilson's 194, more than 60 ahead of third place. Coates is fourth in scoring at 1,421 and in field goals made (526).

In addition to leading the blocks list, Wilson is third in double-doubles with 22 and sixth in scoring with 1,219 career points. She is fourth in rebounding (612) and seventh in field goals made (459).

Great Gamecock Fans

With over 10,000 season-ticket holders for the second-straight season, South Carolina leads the nation in average attendance at 12,017 and is the only program drawing at least 10,000 fans per game.

The Gamecocks have posted the highest average attendance at the end of the last two seasons and have enjoyed steady fan growth over the last five years – 3,952 in 2012-13; 6,371 in 2013-14; 12,293 in 2014-15; 14,364 in 2015-16.

South Carolina fans have proven they'll travel to see their Gamecocks as well. In the Dec. 4 game at Duke, the Blue Devils reported attendance of 6,036 after drawing just 3,112 prior to the contest. On Dec. 21, Savannah State drew 1,411 for its game against South Carolina despite averaging just 790 before that.

This is 30

With 30-point games already this season by juniors Kaela Davis (37 at #7/6 Ohio State, 11/14) and A'ja Wilson (31 at #14/15 Texas, 12/1), the Gamecocks have more 30-point games in a season since the 2002-03 season when Jocelyn Penn recorded three such outings, none of which were against a ranked opponent.

The program record for 30-point games in a season is six with the most recent coming in 1994-95. In each of the three seasons with six 30-point games, every game was recorded by the same Gamecock. Shannon Johnson

posted six in 1994-95 to duplicate her effort in 1993-94. Beth Hunt originally set the record with her six 30-point games in the 1989-90 campaign. The only 30-point outing against a ranked opponent in those three seasons was Beth Hunt's 34-point showing in a losing effort at then-No. 18 Southern Miss.

Individually, only eight 30-point games by a Gamecock have come against ranked opponents, including this season's showings from Davis and Wilson. Davis' 37 points is the most in a game against a ranked opponent and was the first since Johnson netted 35 against then-#5 Tennessee on Feb. 15, 1996, which until Davis' 37 was the highest-scoring game against a ranked opponent in program history.

Here's a list of the Gamecocks' individual 30-point games against a ranked opponent:

Pts.	Player	Opp.	Date
37	K. Davis	at #7/6 Ohio St.	11/14/16
35	S. Johnson	#5 Tennessee	2/15/96
34	B. Hunt	#18 Southern Miss	1/29/90
32	S. Johnson	#2 Tennessee	2/8/94
32	Ma. Williams	#22 Florida St.	2/4/91
32	K. Anderson	vs. #14 Memphis	3/4/78
31	A. Wilson	at #14/15 Texas	12/1/16
30	B. Southers	#19 Clemson	12/3/83

Back in (Garnet and) Black

The Gamecocks return four letterwinners from last season with a fifth, Tiffany Davis, returning after missing 2015-16 due to injury. Five of those six letterwinners are junior and seniors.

New Faces

Five new Gamecocks join the fold this season with the four freshmen taking the court right away. Junior forward Alexis Jennings will sit out this season due to NCAA transfer rules.

Guard Tyasha Harris (Noblesville, Ind.) headlines the freshman class, coming off a summer spent helping the U.S. to its seventh-straight gold medal in the FIBA U18 Americas Championship. Araion Bradshaw (Hyde Park, Mass.) and Victoria Patrick (Orlando, Fla.) join her in

Record Book Watch

The Gamecocks' starting frontcourt of Alaina Coates and A'ja Wilson are moving up the career record books quickly. Here's their current standing:

Blocked Shots

Player	Gms	Blk
1. <i>A'ja Wilson (2015-present)</i>	82	194
2. <i>Alaina Coates (2014-present)</i>	117	192
3. Lakesha Tolliver (2004-07)	112	177
4. Elem Ibiam (2012-15)	126	164
5. Michelle Murray (1990-93)	96	148

Rebounds

Player	Gms	Reb.
1. Sheila Foster (1979-82)	134	1427
2. <i>Alaina Coates (2014-present)</i>	117	1059
3. Marsha Williams (1990-93)	116	1026
4. Aleighsa Welch (2012-15)	137	956
5. Schonna Banner (1987-90)	125	901

Offensive Rebounds (Since 1987-88)

Player	Gms	Reb.
1. Aleighsa Welch (2012-15)	137	449
2. Marsha Williams (1990-93)	116	427
3. Annie Lester (1997-2000)	110	348
4. Jocelyn Penn (1999-03)	117	345
5. Ashley Bruner (2010-13)	128	338
6. <i>Alaina Coates (2014-present)</i>	117	335

Double-Doubles

Player	Gms	Dbl-Dbl.
1. Sheila Foster (1979-82)	134	72
2. <i>Alaina Coates (2014-present)</i>	117	50
3. Marsha Williams (1990-93)	116	44
4. Denise Nanney (1975-77)	78	42
5. Katrina Anderson (1978-79)	71	41
6. Sharon Gilmore (1983-86)	110	32
7. Brantley Southers (1982-86)	120	29
8. Beth Hunt (1989-90)	63	27
9. Schonna Banner (1987-90)	125	25
10. Aleighsa Welch (2012-15)	137	24
— <i>A'ja Wilson (2015-present)</i>	82	22

Points

Player	Gms	FTM
1. Sheila Foster (1979-82)	134	2266
2. Shannon Johnson (1993-96)	109	2230
3. Brantley Southers (1982-86)	120	1982
4. Jocelyn Penn (1999-2003)	117	1939
5. Tiffany Mitchell (2013-16)	139	1885
6. Schonna Banner (1987-90)	125	1791
7. Martha Parker (1986-89)	124	1728
8. Karen Middleton (1988-91)	128	1714
9. Evelyn Johnson (1980-83)	113	1620
10. Marsha Williams (1990-93)	116	1585
— <i>Alaina Coates (2014-present)</i>	117	1421

Free Throws Made

Player	Gms	FTM
1. Shannon Johnson (1993-96)	109	478
2. Martha Parker (1986-89)	124	473
3. Tiffany Mitchell (2013-16)	139	447
4. Sheila Foster (1979-82)	134	418
5. Jocelyn Penn (1999-03)	117	411
6. <i>Alaina Coates (2014-present)</i>	117	369
7. Nikki Miars (1996-99)	108	357
8. Annie Lester (1997-2000)	110	333
9. Aleighsa Welch (2012-15)	137	329
10. Marsha Williams (1990-93)	116	319
— <i>A'ja Wilson (2015-present)</i>	82	300

Free Throw Attempts

Player	Gms	FTA
1. Shannon Johnson (1993-96)	109	679
2. Martha Parker (1986-89)	124	641
3. Sheila Foster (1979-82)	134	624
4. Jocelyn Penn (1999-03)	117	604
5. Tiffany Mitchell (2013-16)	139	578
6. <i>Alaina Coates (2014-present)</i>	117	573
7. Aleighsa Welch (2012-15)	137	545
8. Marsha Williams (1990-93)	116	513
9. Nikki Miars (1996-99)	108	474
10. Annie Lester (1997-2000)	110	455
— <i>A'ja Wilson (2015-present)</i>	82	434

the guard spot. Bradshaw is point guard with good court vision, and Patrick comes in as a scorer to help stretch the floor. Forward Mikiah Herbert Harrigan rounds out the class, bringing athleticism, speed and perimeter shooting to the team.

The quartet combines to play 52.6 minutes per game, while contributing 13.0 points per game. Harris leads the group in minutes at 20.5 per game and was the first of the group to earn a starting spot (Dec. 11 vs. Minnesota). Herbert Harrigan is on top of the scoring average at 5.8 points per game.

The Amazing Technicolor Dream Coates

Senior center Alaina Coates has been on a mission and playing with a passion on display every minute she has been on the court this season. The result has her averaging a double-double (15.0 ppg/10.8 rpg) for the second-straight season, and she ranked among the nation's top 15 in field goal percentage (2nd, .690), rebounding (13th) and double-doubles (8th, 8).

Miscellaneous Stats			
Triple-Doubles	2016-17	Career	Record
Alaina Coates	0	1	1-0
Double-Doubles	2016-17	Career	Record
Alaina Coates	8	50	48-2
A'ja Wilson	3	22	20-2
Kaela Davis	1	1	1-0
30+ Points	2016-17	Career	Record
Kaela Davis	1	1	1-0
A'ja Wilson	1	1	1-0
20+ Points	2016-17	Career	Record
A'ja Wilson	4	16	15-1
Alaina Coates	2	14	13-1
Kaela Davis	2	2	2-0
Allisha Gray	1	1	1-0
Bianca Cuevas-Moore	0	2	2-0
10+ Points	2016-17	Career	Record
A'ja Wilson	11	68	62-6
Alaina Coates	9	81	78-3
Kaela Davis	9	9	8-1
Allisha Gray	9	9	8-1
Bianca Cuevas-Moore	2	18	18-0
M. Herbert Harrigan	2	2	2-0
Tyasha Harris	2	2	2-0
Doniyah Cliney	0	1	1-0
Tiffany Davis	0	1	1-0
10+ Rebounds	2016-17	Career	Record
Alaina Coates	8	57	55-2
A'ja Wilson	3	23	21-2
Kaela Davis	1	1	1-0
5+ Assists	2016-17	Career	Record
Allisha Gray	3	3	2-1
Tyasha Harris	3	3	3-0
Kaela Davis	2	2	2-0
Bianca Cuevas-Moore	1	7	7-0
A'ja Wilson	1	1	1-0
Alaina Coates	0	1	1-0
5+ Steals	2016-17	Career	Record
Bianca Cuevas-Moore	1	2	2-0
Allisha Gray	1	1	1-0
Tiffany Davis	0	1	1-0
5+ Blocks	2016-17	Career	Record
A'ja Wilson	0	7	6-1
Alaina Coates	0	4	4-0

In the midst of one of the most productive careers for a post player in South Carolina history, Coates became the third Gamecock all-time to reach the 1,000-rebound plateau, hitting the mark in a strong second-half effort at #14/15 Texas (Dec. 1). And now sits in second place in the program's all-time standings with 1,059, trailing the Sheila Foster's record of 1,427.

Against Alabama (Jan. 1), Coates became the first Gamecock since 1980-81 to amass 50 career double-doubles, a number that trails only Foster's school-record 72. The Irmo, S.C., native is also a defensive force, ranking second in career blocked shots at 192, just behind teammate A'ja Wilson's 190.

AW = All-World

In her third season at South Carolina, junior forward A'ja Wilson is already one of the most decorated Gamecocks in program history as a three-time All-American, the reigning SEC Player and Defensive Player of the Year and a finalist for all three national player of the year awards last season.

This season, Wilson is back atop the Gamecocks' scoring list with 16.9 points per game to rank fourth in the SEC. She has four 20-point games to her credit already, including a career-best 31 points at #14/15 Texas (Dec. 1). Shooting 56.6 percent from the field, she is fifth in the SEC and 30th in the nation.

Defensively, Wilson is just as strong as last season when she set the school record for blocked shots in a season with 103. This season, her 2.2 blocks per game are second in the SEC and 37th in the nation. She broke the school record for career blocks (previously 177) with two against Saint Peter's (Nov. 22), her 74th career game, fewer than anyone else on the program's top 1- list. She now sits at 194 in just 82 career games played.

Gray Area

Junior transfer Allisha Gray may be the Gamecocks' most quiet and consistent offensive powerhouse, scoring in double figures in nine of 12 games this season, including opening her inaugural Gamecock season with five straight double-digit scoring outings.

The unassuming six-foot guard amassed 1,000 points in her first two seasons at North Carolina and kicked off her South Carolina career with a 24-point outing at No. 7/6 Ohio State that included 10-of-18 shooting and some

of the most momentum-killing baskets of the game. She scores 12.9 points per game (22nd in the SEC) on 49.2 percent shooting.

Gray's contributions go beyond the scoring column, though. She leads the team with 35 assists (3.1 apg), including seven games of at least three, and is ninth in the nation in assist-to-turnover ratio (3.4). Gray also adds 4.0 rebounds per game with four games of five or more boards. In fact, she has twice led the team in rebounding – Saint Peter's (Nov. 22), at Duke (Dec. 4).

KD for 3

Junior transfer Kaela Davis wasted little time making her mark on the Gamecock program, opening her South Carolina career with a 37-point, 10-rebound, five-assist effort at No. 7/6 Ohio State (Nov. 14). A recent 22-point outing against Minnesota (Dec. 11) further solidified her outside shooting prowess, as she hit 6-of-10 from beyond

Games Led Team In...

(Tied for team lead in each category included)

Scoring	2016-17	Career	Record
A'ja Wilson	7	37	33-4
Alaina Coates	4	23	21-2
Kaela Davis	2	2	2-0
Allisha Gray	1	1	1-0
Bianca Cuevas-Moore	0	3	3-0
Rebounding	2016-17	Career	Record
Alaina Coates	9	67	63-4
A'ja Wilson	3	26	24-2
Doniyah Cliney	2	2	2-0
Allisha Gray	2	2	1-1
Kaela Davis	1	1	0-1
Assists	2016-17	Career	Record
Kaela Davis	4	4	4-0
Bianca Cuevas-Moore	3	14	13-1
Allisha Gray	3	3	2-1
A'ja Wilson	2	3	3-0
Tyasha Harris	2	2	2-0
Doniyah Cliney	1	1	1-0
M. Herbert Harrigan	1	1	1-0
Alaina Coates	0	3	3-0

2016-17 Scoring Differentials

Largest lead in a win	by 57 (93-36), 4th-1:37, vs. Saint Peter's, 11/22
Largest deficit overcome to win	by 7 (8-15), 2nd-7:15, vs. UCLA, 12/18
Largest lead given up in a loss	by 11 (16-5), 1st-3:46, at Duke, 12/4
Largest deficit in a loss	by 12 (74-62), 4th-0:38, at Duke, 12/4

All-Time Records vs. SEC Teams

Opponent	Overall	Under Staley	SEC Season	SEC Tourn.	H	A	N	Streak	Last
Alabama	23-15	13-0	18-12	2-2	12-5	9-8	2-2	Won 13	W: 93-45, 1/1/17 (H)
Arkansas	15-17	8-3	14-15	1-2	9-5	5-10	1-2	Won 7	W: 85-32, 1/3/16 (H)
Auburn	20-21	8-3	14-15	2-1	11-7	7-12	2-2	Won 5	W: 57-47, 3/4/16 (N)
Florida	15-20	7-4	13-18	0-2	7-10	8-8	0-2	Won 7	W: 86-71, 2/11/16 (H)
Georgia	11-33	7-6	8-21	2-2	5-14	3-15	3-4	Won 4	W: 61-51, 2/18/16 (H)
Kentucky	25-33	9-9	20-25	2-2	17-9	7-20	2-4	Won 4	W: 93-63, 3/5/16 (N)
LSU	10-22	7-5	8-22	2-0	5-10	3-12	2-0	Won 6	W: 75-39, 2/28/16 (H)
Ole Miss	20-17	10-2	16-12	2-4	11-4	7-8	2-5	Won 8	W: 66-45, 2/25/16 (A)
Miss. State	17-16	8-3	15-14	1-2	10-5	6-9	1-2	Won 8	W: 66-52, 3/6/16 (N)
Missouri	4-1	3-1	3-1	—	2-0	1-1	1-0	Won 3	W: 83-58, 1/10/16 (H)
Tennessee	5-45	4-8	3-26	1-3	2-19	2-21	1-5	Won 3	W: 62-56, 2/15/16 (A)
Texas A&M	3-3	3-3	3-2	0-1	2-1	1-1	0-1	Won 3	W: 70-63, 1/31/16 (A)
Vanderbilt	13-21	8-2	13-18	0-2	7-8	5-11	0-2	Won 6	W: 71-61, 1/7/16 (A)
Totals	181-264	95-49	148-200	14-23	98-97	64-136	16-30	Won 23	

the arc.

Ranked 19th in the league in scoring (13.8 ppg), Davis leads the SEC in 3-point field goal percentage (.413) to rank 55th in the nation, and her 2.2 made 3s per game are third in the league.

Davis established herself as an elite scorer in two seasons at Georgia Tech, where she became the fastest Yellow Jacket to 1,000 career points, needing just 52 games to hit the mark, and was a two-time First-Team All-ACC selection.

So far at South Carolina Davis has proven to be much more, showing the ability and willingness to play a variety of positions and roles. She is second on the team in assists at 2.9 per game and fourth in rebounding at 4.8 per contest.

Talking Ty

Freshman point guard Tyasha Harris arrived in Columbia with lofty expectations and the ambition needed to play the position under Hall of Famer Dawn Staley. Rated the No. 8 point guard in the 2016 recruiting class, Harris has a winning pedigree with three straight state championships at Heritage Christian (Noblesville, Ind.) and a gold medal in the 2016 FIBA U18 Americas Championship.

The poise and command of the position that originally caught Staley's eye have moved Harris into a starting role early in 2017, and she seems comfortable in the position. Drawing her first start against Minnesota (Dec. 11), she matched her career high with six assists to go with nine points on 3-of-4 shooting from 3-point range. In her SEC debut in the starting five against Alabama (Jan. 1), she again dished six assists while adding seven points to the Gamecocks' victory.

A point guard in Staley's mold, the pass-first freshman shook off her freshman nerves against #4/4 Louisville (Nov. 27) when she drew the second-half start and handed out five of her career-high six assists in the final two periods. Her solid play continued at #14/15 Texas (Dec. 1) where she earned a career-best 30 minutes

2016-17 Roster					
No.	Name	Pos.	Ht.	Yr.	Hometown/Last School
0	Victoria Patrick	G	5-8	Fr.	Orlando, Fla./Edgewater
1	Bianca Cuevas-Moore	G	5-6	Jr.	Bronx, N.Y./Nazareth Regional
3	Kaela Davis	G	6-2	Jr.	Suwanee, Ga./Georgia Tech
4	Doniyah Cliney	G	6-0	So.	Newark, N.J./Malcolm X Shabazz
10	Allisha Gray	G	6-0	Jr.	Sandersville, Ga./North Carolina
12	Araion Bradshaw	G	5-6	Fr.	Boston, Mass./Tabor Academy
15	Tiffany Davis	G	5-7	Sr.	Houston Texas/Westbury Christian
21	Mikiah Herbert Harrigan	F	6-2	Fr.	Pembroke Pines, Fla./Flanagan
22	A'ja Wilson	F	6-5	Jr.	Hopkins, S.C./Heathwood Hall
35	Alexis Jennings*	F	6-2	Jr.	Madison, Ala./Kentucky
41	Alaina Coates	C	6-4	Sr.	Irmo, S.C./Dutch Fork
52	Tyasha Harris	G	5-10	Fr.	Noblesville, Ind./Heritage Christian

** indicates will sit out 2015-16 due to NCAA transfer rules*

Head Coach: Dawn Staley
Assoc. Head Coach: Lisa Boyer; **Assistant Coaches:** Nikki McCray-Penson, Fred Chmiel
Director of Coaching Offensive Analytics: Melanie Balcomb

on the court with great effort that included three steals and no turnovers.

DC Insider

Sophomore guard Doniyah Cliney is enjoying her first full season with the Gamecocks after missing the start of her redshirt freshman campaign due to a preseason injury. The setback limited her minutes and impact during SEC play in 2015-16, but she has clearly benefitted from the full preseason preparation this season. Especially locked in defensively, the 6-foot guard has used her size and athleticism to shut down opponents and crash the boards, while her scoring rounds into form.

In the last five games, Cliney played 23.8 minutes per contest, shooting 43.8 percent from the field. The more efficient offense has come with aggressiveness toward the basket as she took 15 free throws over the last five games after attempting just eight in the previous seven outings.

Bronx Bandit

Junior point guard Bianca Cuevas-Moore continues to inject speed and scoring into the Gamecocks' offense. Showing her maturity both in earning a starting role earlier this season and in handling her new role as a park

off the bench, Cuevas-Moore is balancing her blazing speed and instinct to attack with abandon against her improved communication and ability to set up her teammates. She has multiple assists in eight games this season and has committed more than two turnovers just three times.

What hasn't changed in Cuevas-Moore's game is her lightning quick hands on defense. She ranks 14th in the SEC with 1.9 steals per game. She has multiple steals in eight games this season, including matching her career high with five against Saint Peter's (Nov. 22).



Around the SEC

(through games of 1/2)

	SEC Games			Overall		
	W	L	Pct.	W	L	Pct.
Auburn	1	0	1.000	11	4	.733
Ole Miss	1	0	1.000	12	2	.857
Mississippi State	1	0	1.000	15	0	1.000
Missouri	1	0	1.000	11	4	.733
South Carolina	1	0	1.000	11	1	.917
Tennessee	1	0	1.000	9	4	.692
Texas A&M	1	0	1.000	11	3	.786
Alabama	0	1	.000	12	2	.857
Arkansas	0	1	.000	11	3	.786
Florida	0	1	.000	9	5	.643
Georgia	0	1	.000	8	6	.571
Kentucky	0	1	.000	9	5	.643
LSU	0	1	.000	11	3	.789
Vanderbilt	0	1	.000	10	4	.714

Today's Games

January 5

Texas A&M at Georgia, 7 p.m. (SECN+)
 Missouri at #24 Kentucky, 7 p.m. (SECN)
 Ole Miss at Alabama, 8 p.m. (SECN+)
 #4/4 Mississippi State at Arkansas, 8 p.m. (SECN+)
 Florida at LSU, 8 p.m. (SECN+)
 Tennessee at Vanderbilt, 9 p.m. (SECN)

Rankings are listed as AP/ESPN Poll
 All Times Eastern; TV Network in ()

AP Top 25

(Week of 1/2)

1.	Connecticut	13-0
2.	Baylor	13-1
3.	Maryland	13-1
4.	Mississippi State	15-0
5.	South Carolina	11-1
6.	Florida State	13-1
7.	Notre Dame	12-2
8.	Louisville	13-2
9.	UCLA	11-2
10.	Stanford	12-2
11.	Ohio State	12-4
12.	Washington	14-2
13.	Duke	12-1
14.	Miami	11-2
15.	Texas	8-4
16.	Oregon State	13-1
17.	West Virginia	13-1
18.	Virginia Tech	13-0
19.	Arizona State	10-3
20.	California	13-1
21.	Oklahoma	11-3
22.	South Florida	11-1
23.	DePaul	10-4
24.	Kentucky	9-5
25.	Kansas State	11-3

USA Today Coaches Top 25

(Week of 1/2)

1.	Connecticut	13-0
2.	Baylor	13-1
3.	Maryland	13-1
4.	Mississippi State	15-0
5.	South Carolina	11-1
6.	Notre Dame	12-2
7.	UCLA	11-2
8.	Florida State	13-1
9.	Louisville	13-2
10.	Stanford	12-2
11.	Washington	14-2
12.	Oregon State	13-1
13.	Ohio State	12-4
14.	Miami	11-2
15.	Duke	12-1
16.	West Virginia	13-1
17.	Texas	8-4
18.	Virginia Tech	13-0
19.	Arizona State	10-3
20.	California	13-1
21.	DePaul	10-4
22.	South Florida	11-1
23.	NC State	12-3
24.	Oklahoma	11-3
25.	Syracuse	10-5

South Carolina's Record When...

	vs. Ranked	SEC	All
Record.....	4-0	1-0	11-1
Playing a ranked opponent.....	4-0		4-0
Playing at home	1-0	1-0	7-0
Playing on the road	2-0	0-0	3-1
Playing at neutral site	1-0		1-0
Leading at half	3-0	1-0	10-0
Trailing at half	0-0		0-1
Tied at half	1-0		1-0
Playing an overtime game	0-0	0-0	0-0
0 players score in double figures	0-0		0-0
1 player scores in double figures	0-0		0-0
2 players score in double figures	0-0		0-0
3 players score in double figures	1-0	1-0	5-1
4 players score in double figures	2-0		3-0
5 players score in double figures	1-0		3-0
More than 5 players in double figures.....	0-0		0-0
Starters out-score opponent's starters	4-0	1-0	11-0
Opponent's starters score equal/more	0-0	0-0	0-1
Bench out-scores opponent's bench	1-0	1-0	6-0
Opponent's bench scores equal/more.....	3-0	0-0	5-1
No reserve scores in double figures	1-0	1-0	6-1
At least one reserve scores in double figures	2-0	0-0	5-0
More than one reserve scores in double figures...	0-0	0-0	0-0
Shooting 50% or better	0-0	1-0	4-0
Shooting between 40-49%	3-0	0-0	6-1
Shooting between 30-39%	1-0	0-0	1-0
Shooting less than 30%	0-0	0-0	0-0
Opponent shoots 50% or better.....	0-0	0-0	0-1
Opponent shoots between 40-49%	2-0	0-0	2-0
Opponent shoots between 30-39%	1-0	0-0	2-0
Opponent shoots less than 30%.....	1-0	1-0	7-0
Shooting better than opponent.....	4-0	1-0	11-0
Shooting worse than/equal to opponent	0-0	0-0	0-1
Having more FTs made than opponent	4-0	1-0	9-0
Having equal/less FTs made than opponent	0-0	0-0	2-1
Out-rebounding opponent	3-0	1-0	10-1
Having equal/less rebounds than opponent	1-0	0-0	1-0
Having fewer TOs than opponent.....	2-0	1-0	8-0
Having equal or more TOs than opponent.....	2-0	0-0	3-1
Attempting more FT than 3FG.....	4-0	1-0	9-0
Attempting equal/less FT than 3FG	0-0	0-0	2-1
Making 5 or more 3FGs.....	1-0	1-0	5-1
Making less than 5 3FGs.....	3-0	0-0	6-0
Making no 3 FGs	0-0	0-0	0-0
Attempting 15 or more 3FGs.....	1-0	1-0	5-1
Attempting less than 15 3FGs.....	3-0	0-0	6-0

	vs. Ranked	SEC	All
No South Carolina players foul out	3-0	1-0	8-1
One or more SC players foul out.....	1-0	0-0	3-0
No opposing players foul out.....	0-0	1-0	6-1
One or more opposing players foul out	4-0	0-0	5-0
Assist at least half of field goals made.....	2-0	1-0	9-1
Assist on at least 2/3 of field goals made.....	0-0	0-0	1-0
Assist on less than half of field goals made.....	2-0	0-0	2-0
Scoring more pts. in paint than opponent	4-0	1-0	11-0
Scoring equal/less pts. in paint than opp.	0-0	0-0	0-1
Scoring more pts. off TOs than opponent	3-0	1-0	10-0
Scoring equal/less pts. off TOs than opp.	2-0	0-0	2-1
Scoring more 2nd-chance pts.	3-0	1-0	9-0
Scoring equal/less 2nd-chance pts.....	1-0	0-0	2-1
Scoring more fast break pts.....	2-0	1-0	9-0
Scoring equal/less fast break pts.....	2-0	0-0	2-1
Wearing white uniforms.....	2-0	1-0	7-0
Wearing black uniforms	2-0		3-1
Wearing garnet uniforms.....	0-0		1-0
Wearing pink uniforms	0-0		0-0
Playing in November.....	2-0		5-0
Playing in December	2-0		5-1
Playing in January	0-0	1-0	1-0
Playing in February	0-0	0-0	0-0
Playing in March.....	0-0	0-0	0-0
Playing during the day.....	2-0	1-0	5-1
Playing at night	2-0	0-0	6-0
Playing on Sunday.....	2-0	1-0	5-1
Playing on Monday.....	1-0	0-0	2-0
Playing on Tuesday.....	0-0		1-0
Playing on Wednesday.....	0-0		1-0
Playing on Thursday.....	1-0	0-0	2-0
Playing on Friday	0-0		0-0
Playing on Saturday.....	0-0		0-0
Margin is less than 5 pts.	0-0	0-0	0-0
Margin is between 5-9.....	2-0	0-0	2-0
Margin is between 10-19.....	1-0	0-0	1-1
Margin is between 20-29.....	1-0	0-0	2-0
Margin is between 30-39.....	0-0	0-0	1-0
Margin is between 40-49.....	0-0	1-0	3-0
Margin is 50 pts. or more.....	0-0	0-0	2-0
Having a 20-pt. scorer.....	3-0	1-0	7-0
Having a 30-pt. scorer.....	2-0	0-0	2-0
Scoring 49 points or less.....	0-0	0-0	0-0
Scoring 50-59 points.....	0-0	0-0	0-0
Scoring 60-69 points.....	1-0	0-0	1-1
Scoring 70-79 points.....	1-0	0-0	3-0
Scoring 80-89 points.....	1-0	0-0	2-0
Scoring 90-99 points.....	1-0	1-0	5-0
Scoring 100 points or more.....	0-0	0-0	0-0

2016-17 Team High/Low - All Games

South Carolina Highs	South Carolina Lows	Category	Opponent Lows	Opponent Highs
98 vs. Minnesota, 12/11	63 at Duke, 12/4	Points in Game	30, at Savannah St., 12/21	80, at Ohio State, 11/14
64 (1st) vs. Saint Peter's, 11/22	26 (1st) vs. UCLA, 12/18	Points in a Half	12 (1st), at Savannah St., 12/21 12 (2nd), Hampton, 11/20	41 (2nd), at Ohio State, 11/14
37 (1st) vs. Saint Peter's, 11/22	6 (1st) vs. UCLA, 12/18	Points in a Quarter	4 (4th), Saint Peter's, 11/22 4 (4th), Hampton, 11/20	22 (2nd), at Duke, 12/4
38 vs. Minnesota, 12/11	22 vs. UCLA, 12/18 22 at Texas, 12/1	Field Goals Made	11, at Savannah St., 12/21	30, at Duke, 12/4
72 vs. Minnesota, 12/11	52 at Texas, 12/1	Field Goal Attempts	51, at Savannah St., 12/21	78, UCLA, 12/18
.561 (37-66) vs. Saint Peter's, 11/22	.333 (22-66) vs. UCLA, 12/18	FG Percentage	.216 (11-51), at Sav. St., 12/21	.500 (30-60), at Duke, 12/4
16 vs. Minnesota, 12/11	1 vs. UCLA, 12/18	3-Point FG Made	2, Clemson, 12/15	10, Minnesota, 12/11
33 vs. Minnesota, 12/11	3 vs. UCLA, 12/18	3-Point FG Attempts	11, Clemson, 12/15	27, UCLA, 12/18
.485 (16-33) vs. Minnesota, 12/11	.154 (2-13) at Savannah St., 12/21	3-Point FG Percentage	.148 (4-27), UCLA, 12/18	.417 (5-12), at Duke, 12/4
30 at Texas, 12/1	6 vs. Minnesota, 12/11	Free Throws Made	2, Saint Peter's, 11/22	17, Clemson, 12/15 17, at Ohio State, 11/14
41 at Ohio State, 11/14	10 vs. Minnesota, 12/11	Free Throw Attempts	2, Saint Peter's, 11/22	24, at Ohio State, 11/14
.800 (28-35) vs. Hampton, 11/20	.500 (8-16) at Savannah St., 12/21	FT Percentage	.500 (7-14), at Texas, 12/1	1.00 (5-5), at Sav. St., 12/21
54 vs. UCLA, 12/18	42 vs. Maine, 11/21	Rebounds	24, Saint Peter's, 11/22	47, UCLA, 12/18
29 vs. Minnesota, 12/11	5 at Texas, 12/1	Assists	3, at Savannah St., 12/21	14, vs. Louisville, 11/27
17 vs. Saint Peter's, 11/22	4 vs. UCLA, 12/18	Steals	2, at Ohio State, 11/14	14, at Duke, 12/4
11 vs. Clemson, 12/15	3 at Duke, 12/4	Blocked Shots	1, at Savannah St., 12/21 1, Saint Peter's, 11/22	9, at Texas, 12/1
19 at Duke, 12/4	9 vs. Hampton, 11/20	Turnovers	9, UCLA, 12/18	24, Hampton, 11/20
22 at Ohio State, 11/14	4 vs. Saint Peter's, 11/22	Fouls	9, at Savannah St., 12/21	29, at Texas, 12/1 29, at Ohio State, 11/14

2016-17 Team High/Low - SEC Games Only

South Carolina Highs	South Carolina Lows	Category	Opponent Lows	Opponent Highs
93 vs. Alabama, 1/1	93 vs. Alabama, 1/1	Points in Game	45, Alabama, 1/1	45, Alabama, 1/1
52 (2nd) vs. Alabama, 1/1	41 vs. Alabama, 1/1	Points in a Half	22, Alabama, 1/1	23, Alabama, 1/1
31 (3rd) vs. Alabama, 1/1	14 (2nd) vs. Alabama, 1/1	Points in a Quarter	9 (1st), Alabama, 1/1	13 (2nd), Alabama, 1/1
34 vs. Alabama, 1/1	34 vs. Alabama, 1/1	Field Goals Made	16, Alabama, 1/1	16, Alabama, 1/1
64 vs. Alabama, 1/1	64 vs. Alabama, 1/1	Field Goal Attempts	59, Alabama, 1/1	59, Alabama, 1/1
.531 (34-64) vs. Alabama, 1/1	.531 (34-64) vs. Alabama, 1/1	FG Percentage	.271 (16-59), Alabama, 1/1	.271 (16-59), Alabama, 1/1
6 vs. Alabama, 1/1	6 vs. Alabama, 1/1	3-Point FG Made	4, Alabama, 1/1	4, Alabama, 1/1
16 vs. Alabama, 1/1	16 vs. Alabama, 1/1	3-Point FG Attempts	16, Alabama, 1/1	16, Alabama, 1/1
.375 (6-16) vs. Alabama, 1/1	.375 (6-16) vs. Alabama, 1/1	3-Point FG Percentage	.250 (4-16), Alabama, 1/1	.250 (4-16), Alabama, 1/1
19 vs. Alabama, 1/1	19 vs. Alabama, 1/1	Free Throws Made	9, Alabama, 1/1	9, Alabama, 1/1
26 vs. Alabama, 1/1	26 vs. Alabama, 1/1	Free Throw Attempts	12, Alabama, 1/1	12, Alabama, 1/1
.731 (19-26) vs. Alabama, 1/1	.731 (19-26) vs. Alabama, 1/1	FT Percentage	.750 (9-12), Alabama, 1/1	.750 (9-12), Alabama, 1/1
44 vs. Alabama, 1/1	44 vs. Alabama, 1/1	Rebounds	27, Alabama, 1/1	27, Alabama, 1/1
18 vs. Alabama, 1/1	18 vs. Alabama, 1/1	Assists	9, Alabama, 1/1	9, Alabama, 1/1
12 vs. Alabama, 1/1	12 vs. Alabama, 1/1	Steals	6, Alabama, 1/1	6, Alabama, 1/1
10 vs. Alabama, 1/1	10 vs. Alabama, 1/1	Blocked Shots	4, Alabama, 1/1	4, Alabama, 1/1
14 vs. Alabama, 1/1	14 vs. Alabama, 1/1	Turnovers	22, Alabama, 1/1	22, Alabama, 1/1
18 vs. Alabama, 1/1	18 vs. Alabama, 1/1	Fouls	21, Alabama, 1/1	21, Alabama, 1/1

2016-17 Individual Superlatives – All Games

Category	South Carolina	Opponent
Points in Game	37 by Kaela Davis at Ohio State, 11/14	29 by Rebecca Greenwell, at Duke, 12/4
Points in a Half	22 (2nd) by Kaela Davis at Ohio State, 11/14	18 (2nd) by Rebecca Greenwell, at Duke, 12/4
Points in a Quarter	14 (2nd) by Kaela Davis vs. Minnesota, 12/11	11 (4th) by Rebecca Greenwell, at Duke, 12/4
Field Goals Made	12 by A'ja Wilson at Texas, 12/1 12 by Alaina Coates vs. Hampton, 11/20	9 by Rebecca Greenwell, at Duke, 12/4 9 by Kelsey Mitchell, at Ohio State, 11/14
Field Goal Attempts	21 by Kaela Davis at Ohio State, 11/14	20 by Jordin Canada, UCLA, 12/18 20 by Nelly Perry, Clemson, 12/15 20 by Kelsey Mitchell, at Ohio State, 11/14
FG Percentage	.889 (8-9) by Alaina Coates vs. Saint Peter's, 11/22	.700 (7-10) by Kelsey Lang, at Texas, 12/1
3-Point FG Made	6 by Kaela Davis vs. Minnesota, 12/11	4 Rebecca Greenwell, at Duke, 12/4
3-Point FG Attempts	10 by Kaela Davis vs. Minnesota, 12/11	11 by Kelsey Mitchell, at Ohio State, 11/14
3-Point FG Percentage	1.00 (4-4) by Kaela Davis vs. Saint Peter's, 11/22	.750 (3-4) by Julie Brosseau, Maine, 11/21
Free Throws Made	14 by A'ja Wilson vs. Hampton, 11/20	8 by Nelly Perry, Clemson, 12/15
Free Throw Attempts	16 by Kaela Davis at Ohio State, 11/14	11 by Nelly Perry, Clemson, 12/15
FT Percentage	1.00 (14-14) by A'ja Wilson vs. Hampton, 11/20	.875 (7-8) by Jaia Alexander, Clemson, 12/15 .875 (7-8) by Rebecca Greenwell, at Duke, 12/4
Rebounds	16 by Alaina Coates vs. Hampton, 11/20	22 by Monique Billings, UCLA, 12/18
Assists	7 by Allisha Gray, vs. Minnesota, 12/11	5 by Malia Tate-DeFreitas, Hampton, 11/20
Steals	5 by Allisha Gray at Savannah State, 12/21 5 by Bianca Cuevas-Moore vs. Saint Peter's, 11/22	5 by Leonna Odom, at Duke, 12/4
Blocked Shots	4 by Alaina Coates vs. Clemson, 12/15 4 by Alaina Coates vs. Minnesota, 12/11 4 by A'ja Wilson at Texas, 12/1 4 by A'ja Wilson vs. Maine, 11/21	6 by Kelsey Lang, at Texas, 12/1
Turnovers	5 by Kaela Davis at Texas, 12/2 5 by A'ja Wilson vs. Louisville, 11/27 5 by Kaela Davis at Ohio State, 11/14 5 by Mikiah Herbert Harrigan at Ohio State, 11/14	6 by Kenyata Hendrix, at Savannah State, 12/21 6 by Lexie Brown, at Duke, 12/4 6 by Stephanie Mavunga, at Ohio State, 11/14

2016-17 Individual Superlatives – SEC Games Only

Category	South Carolina	Opponent
Points in Game	23 by A'ja Wilson vs. Alabama, 1/1	10 by Jordan Lewis, Alabama, 1/1
Points in a Half	13 by A'ja Wilson vs. Alabama, 1/1	6 by Meoshonti Knight, Alabama, 1/1
Points in a Quarter	9 (1st) by Alaina Coates vs. Alabama, 1/1	5 (2nd) by Quanetria Bolton, Alabama, 1/1 5 (2nd) by Jordan Lewis, Alabama, 1/1
Field Goals Made	9 by A'ja Wilson vs. Alabama, 1/1	4 by Quanetria Bolton, Alabama, 1/1
Field Goal Attempts	13 by A'ja Wilson vs. Alabama, 1/1	11 by Meoshonti Knight, Alabama, 1/1
FG Percentage	.800 (8-10) by Alaina Coates vs. Alabama, 1/1	.571 (4-7) by Quanetria Bolton, Alabama, 1/1
3-Point FG Made	2 by Bianca Cuevas-Moore vs. Alabama, 1/1	1 by 4 players, Alabama, 1/1
3-Point FG Attempts	4 by Allisha Gray vs. Alabama, 1/1	5 by Hannah Cook, Alabama, 1/1
3-Point FG Percentage	.667 (2-3) by Bianca Cuevas-Moore vs. Alabama, 1/1	.333 (1-3) by Jordan Lewis, Alabama, 1/1
Free Throws Made	5 by Kaela Davis vs. Alabama, 1/1 5 by A'ja Wilson vs. Alabama, 1/1	3 by Jordan Lewis, Alabama, 1/1
Free Throw Attempts	6 by Kaela Davis vs. Alabama, 1/1 6 by A'ja Wilson vs. Alabama, 1/1	4 by Jordan Lewis, Alabama, 1/1
FT Percentage	.833 (5-6) by Kaela Davis vs. Alabama, 1/1 .833 (5-6) by A'ja Wilson vs. Alabama, 1/1	.750 (3-4) by Jordan Lewis, Alabama, 1/1
Rebounds	11 by Alaina Coates vs. Alabama, 1/1	6 by Meoshonti Knight, Alabama, 1/1 6 by Ashley Williams, Alabama, 1/1
Assists	6 by Tyasha Harris vs. Alabama, 1/1	4 by Jordan Lewis, Alabama, 1/1
Steals	3 by Alaina Coates vs. Alabama, 1/1	2 by Meoshonti Knight, Alabama, 1/1
Blocked Shots	4 by Mikiah Herbert Harrigan vs. Alabama, 1/1	2 by Ashley Knight, Alabama, 1/1
Turnovers	3 by Bianca Cuevas-Moore vs. Alabama, 1/1 3 by A'ja Wilson vs. Alabama, 1/1	5 by Jordan Lewis, Alabama, 1/1

Gamecock Career Highs

Araion Bradshaw

Pts	3, 2x, last vs. Minnesota, 12/11/16
FG	1, 3x, last at Savannah State, 12/21/16
FGA	4 at Savannah State, 12/21/16
FG %	.333 (1-3) vs. Minnesota, 12/11/16
3FG	1, 2x, last vs. Minnesota, 12/11/16
3FGA	2, 2x, last at Savannah State, 12/21/16
FT	1 vs. Alabama, 1/1/17
FTA	2 vs. Alabama, 1/1/17
Reb	3 vs. Alabama, 1/1/17
Stl	2 vs. Hampton, 11/20/16
Asst	2, 2x, last vs. Alabama, 1/1/17
Min	15, 2x, last at Savannah State, 12/21/16

Doniyah Cliney

Pts	10 vs. Florida, 2/11/16
FG	3, 3x, last vs. Minnesota, 12/11/16
FGA	5, 2x, last vs. Minnesota, 12/11/16
FG %	.750 (3-4) vs. Kentucky, 2/4/16
3FG	1, 5x, last vs. Saint Peter's, 11/22/16
3FGA	2, 4x, last vs. Georgia, 2/18/16
FT	4 vs. UCLA, 12/18/16
FTA	6, 2x, last vs. UCLA, 12/18/16
FT %	1.000 (2-2) vs. Maine, 11/21/16
Reb	9 vs. Clemson, 12/15/16
Off Reb	4 vs. Minnesota, 12/11/16
Stl	3 vs. Georgia, 2/18/16
Asst	4 vs. Maine, 11/21/16
Min	30 vs. Minnesota, 12/11/16

Alaina Coates

Pts	29 vs. Winthrop, 12/13/15
FG	13 vs. Winthrop, 12/13/15
FGA	16, 2x, last vs. Hampton, 11/20/16
FG %	1.000 (7-7) vs. SC St, 12/22/13
FT	11 at San Diego St., 11/23/13
FTA	15 at San Diego St., 11/23/13
FT %	1.000 (10-10) vs. North Carolina, 3/27/15
Reb	18 at Alabama, 2/22/16
Off Reb	8 vs. Auburn, 3/4/16
Def Reb	13, 3x, last vs. Maine, 11/21/16
Blk	10 vs. Winthrop, 12/13/15
Stl	4, 2x, last vs. Louisville, 11/27/16
Asst	6 at Texas A&M, 1/31/16
Min	38 at Texas A&M, 1/31/16

Bianca Cuevas-Moore

Pts	21 at Ole Miss, 2/1/15
FG	8 vs. CSUB, 11/28/15
FGA	14, 2x, last vs. UCLA, 12/18/16
FG %	.833 (5-6) at Hampton, 12/17/14
3FG	3 vs. Kentucky, 3/5/16
3FGA	7 at Duke, 12/4/16
3FG %	.667 (2-3), 2x, last vs. Alabama, 1/1/17
FT	9 at Ole Miss, 2/1/15
FTA	11 at Ole Miss, 2/1/15
FT %	1.000 (5-5) vs. Syracuse, 3/22/15
Reb	6 at Alabama, 2/22/16
Off Reb	3 vs. Alabama, 1/29/15
Blk	2, 2x, last vs. UConn, 2/8/16
Stl	5, 2x, last vs. Saint Peter's, 11/22/16
Asst	6 vs. CSUB, 11/28/15
Min	29 at Hawaii, 11/29/15

Kaela Davis

Pts	37 at Ohio State, 11/14/16
FG	10 at Ohio State, 11/14/16
FGA	21 at Ohio State, 11/14/16
FG %	.714 (5-7) vs. Saint Peter's, 11/22/16
3FG	6 vs. Minnesota, 12/11/16
3FGA	10 vs. Minnesota, 12/11/16
3FG %	1.000 (4-4) vs. Saint Peter's, 11/22/16
FT	13 at Ohio State, 11/14/16
FTA	16 at Ohio State, 11/14/16
FT %	1.000 (4-4) at Texas, 12/1/16
Reb	10 at Ohio State, 11/14/16
Off Reb	3, 2x, last vs. Minnesota, 12/11/16
Stl	3 at Ohio State, 11/14/16
Asst	5, 2x, last vs. Hampton, 11/20/16
Min	36 at Ohio State, 11/14/16

Tiffany Davis

Pts	11 vs. Ole Miss, 1/30/14
FG	3 vs. Savannah State, 12/28/13
FGA	6 vs. SC State, 12/22/13
FG %	1.000 (3-3) vs. Savannah State, 12/28/13
3FG	2, 3x, last vs. Ole Miss, 1/30/14
3FGA	5 vs. Winthrop, 12/20/13
3FG %	1.000 (2-2), 3x, last vs. Ole Miss, 1/30/14
FT	4 at Tennessee, 3/2/14
FTA	4 at Tennessee, 3/2/14
FT %	1.000 (4-4) at Tennessee, 3/2/14
Reb	6 at Arkansas, 1/2/14
Off Reb	2 vs. Arkansas, 1/2/14
Stl	5 vs. Elon, 11/9/12
Asst	3, 4x, last vs. SC State, 12/22/13
Min	30 at Arkansas, 1/2/14

Allisha Gray

Pts	24 at Ohio State, 11/14/16
FG	10 at Ohio State, 11/14/16
FGA	18 at Ohio State, 11/14/16
FG %	.600 (6-10) at Savannah State, 12/21/16
3FG	4 vs. Minnesota, 12/11/16
3FGA	10 vs. Minnesota, 12/11/16
3FG %	.400 (4-10) vs. Minnesota, 12/11/16
FT	6 vs. Hampton, 11/20/16
FTA	7 vs. Hampton, 11/20/16
FT %	1.000 (4-4) at Texas, 12/1/16
Reb	8 vs. Saint Peter's, 11/22/16
Off Reb	4 at Duke, 12/4/16
Blk	2, 2x, last at Savannah State, 12/21/16
Stl	5 at Savannah State, 12/21/16
Asst	7 vs. Minnesota, 12/11/16
Min	38 at Ohio State, 11/14/16

Tyasha Harris

Pts	10, 2x, last at Savannah State, 12/21/16
FG	5 at Savannah State, 12/21/16
FGA	9 at Savannah State, 12/21/16
FG %	.600 (3-5), 3x, last vs. Alabama, 1/1/17
3FG	3 vs. Minnesota, 12/11/16
3FGA	4, 2x, last vs. Minnesota, 12/11/16
3FG %	.750 (3-4) vs. Minnesota, 12/11/16
FT	6 at Texas, 12/1/16
FTA	8 at Texas, 12/1/16
FT %	.750 (6-8) at Texas, 12/1/16
Reb	5 at Savannah State, 12/21/16
Stl	3 at Texas, 12/1/16
Asst	6, 3x, last vs. Alabama, 1/1/17
Min	30 at Texas, 12/1/16

Mikiah Herbert Harrigan

Pts	13 vs. Maine, 11/21/16
FG	5 vs. Maine, 11/21/16
FGA	11 vs. Saint Peter's, 11/22/16
FG %	.625 (5-8) vs. Maine, 11/21/16
3FGA	2 vs. Saint Peter's, 11/22/16
FT	5 vs. Louisville, 11/27/16
FTA	5, 2x, last vs. Louisville, 11/27/16
FT %	1.000 (5-5) vs. Louisville, 11/27/16
Reb	8 vs. Maine, 11/21/16
Off Reb	4 vs. Hampton, 11/20/16
Def Reb	6 vs. Maine, 11/21/16
Blk	4 vs. Alabama, 1/1/17
Stl	2 vs. Saint Peter's, 11/22/16
Asst	2, 4x, vs. Minnesota, 12/11/16
Min	25 vs. Saint Peter's, 11/22/16

Victoria Patrick

Pts	4, 2x, last at Savannah State, 12/21/16
FG	1, 5x, last at Savannah State, 12/21/16
FGA	5 vs. Hampton, 11/20/16
3FG	1, 5x, last at Savannah State, 12/21/16
3FGA	4, 2x, last at Savannah State, 12/21/16
FT	1, 3x, last vs. Alabama, 1/1/17
FTA	3 at Savannah State, 12/21/16
Reb	2, 3x, last vs. Alabama, 1/1/17
Off Reb	1, 2x, last vs. Maine, 11/21/16
Stl	2 vs. Saint Peter's, 11/22/16
Asst	2 at Savannah State, 12/21/16
Min	15, 2x, last at Savannah State, 12/21/16

A'ja Wilson

Pts	31 at Texas, 12/1/16
FG	12 at Texas, 12/1/16
FGA	19, 2x, last vs. Texas A&M, 1/17/16
FG %	.875 (7-8) vs. Maine, 11/21/16
FT	14 vs. Hampton, 11/20/16
FTA	15 vs. LSU, 2/12/15
FT %	1.000 (14-14) vs. Hampton, 11/20/16
Reb	19 at Kentucky, 3/1/15
Off Reb	7 at Alabama, 2/22/16
Def Reb	14 at Kentucky, 3/1/15
Blk	8, 2x, last vs. Texas A&M, 1/17/16
Stl	4 vs. Syracuse, 3/25/16
Asst	5 vs. Louisville, 11/27/16
Min	39 at Texas A&M, 1/31/16

The Last Time...

Individual

Scored 50 Points

South Carolina 51, Jocelyn Penn vs. Stetson, 1/4/03
Opponent Never

Scored 40 Points

South Carolina 51, Jocelyn Penn vs. Stetson, 1/4/03
Opponent 46, Cornelia Gayden, LSU, 1/14/95

Scored 30 Points

South Carolina 31, A'ja Wilson, at Texas, 12/1/16
Opponent 36, Kelsey Mitchell, Ohio State, 11/13/15

Grabbed 20 Rebounds

South Carolina 25, Kelsey Bone vs. Boston University, 12/28/09
Opponent 22, Monique Billings, UCLA, 12/18/16

Grabbed 15 Rebounds

South Carolina 16, Alaina Coates vs. Hampton, 11/20/16
Opponent 22, Monique Billings, UCLA, 12/18/16

Two Players with 20 or More Points

South Carolina Alaina Coates 28/A'ja Wilson 20 vs. Hampton, 11/20/16
Opponent Kelsey Mitchell 36/Ameryst Alston 23, Ohio State, 11/13/15

Two Players with 10 or More Rebounds

South Carolina Alaina Coates 14 / A'ja Wilson 13 vs. UCLA, 12/18/16
Opponent Breanna Stewart 10/Gabby Williams 10, UConn, 2/8/16

Had 10 Assists

South Carolina 10, Tina Roy vs. Savannah State, 12/14/14
Opponent 11, Marneshia Richard, Mississippi State, 1/21/07

Had Five Steals

South Carolina 5, Allisha Gray at Savannah State, 12/21/16
Opponent 5, Leaonna Odom, at Duke, 12/4/16

Had Five Blocked Shots

South Carolina 5, A'ja Wilson at Ole Miss, 2/25/16
Opponent 6, Kelsey Lang, at Texas, 12/1/16

Had a Double-Double

South Carolina Alaina Coates (19 pts/11 rebs)vs. Alabama, 1/1/17
Opponent Monique Billings (12 pts/22 rebs), UCLA, 12/18/16

Two Players had a Double-Double

South Carolina Alaina Coates (20 pts/14 rebs)/A'ja Wilson (13 pts/13 rebs) vs. UCLA, 12/18/16
Opponent Sheila Boykin (12 pts/12 rebs)/Danielle Ballard (16 pts/12 rebs), LSU, 2/12/15

Three Players had a Double-Double

South Carolina Ashley Bruner (16 pts/12 rebs)/Aleighsa Welch (16 pts/ 11 rebs)/Elem Ibiam (12 pts/10 rebs) vs. Kansas, 3/25/13
Opponent Merlakia Jones (26 pts/10 rebs)/Takilya Davis (19 pts/13 rebs)/DeLisha Milton (14 pts/15 rebs), at Florida, 2/20/94

Had a Triple-Double

South Carolina Alaina Coates (29 pts/16 rebs/10 blks) vs. Winthrop, 12/13/15
Opponent Never

Team

Scored 100 Points

South Carolina 102 at Alabama, 1/8/15
Opponent 103, Clemson, 11/21/03

Won by 30 or More Points

South Carolina 70-30 (40) at Savannah State, 12/21/16
Opponent 66-34 (32), Georgia, 3/4/11

Shot 65% or Better from the Field

South Carolina .652 (45-69) vs. East Tennessee State, 12/19/00
Opponent Never

Shot 60% or Better from the Field

South Carolina .612 (30-49) vs. Florida State, 3/29/15
Opponent .604 (29-48), Vanderbilt, 1/18/01

Shot 50% or Better from the Field

South Carolina .531 (34-64) vs. Alabama, 1/1/17
Opponent .500 (30-60) at Duke, 12/4/16

No Players in Double-Figure Points

South Carolina at Auburn, 1/19/12
Opponent Arkansas, 1/3/16

Five Players in Double-Figure Points

South Carolina vs. Louisville, 11/27/16
Opponent Arkansas, 2/14/10

More Than Five Players in Double-Figure Points

South Carolina 6 vs. Syracuse, 3/22/15
Opponent 6 at Georgia, 2/13/03

Faced AP Top-25 Opponent

Win 66-57 vs. No. 9 UCLA, 12/18/16
Loss 72-80 vs. No. 14 Syracuse, 3/25/16

Faced AP Top-10 Opponent

Win 66-57 vs. No. 9 UCLA, 12/18/16
Loss 87-62 at No. 2 UConn, 2/9/15

Faced AP Top-5 Opponent

Win 83-59 vs. No. 4 Louisville, 11/27/16
Loss 87-62 at No. 2 UConn, 2/9/15

Faced AP No. 1 Team

Win Never
Loss 54-66 vs. No. 1 UConn, 2/8/16

Overtime Game

Win 58-55 vs. Drexel, 11/28/12
Loss 65-57 at Texas A&M, 1/16/14

Double-Overtime Game

Win 92-91 at Florida State, 2/4/91
Loss 92-94 at Clemson, 11/19/09

South Carolina Was Ranked (AP Poll)

No. 1 2/9/15
Top 5 No. 5 1/2/17
Top 10 No. 6, 12/26/16
Top 25 No. 13, 12/30/13

Staley Era Team Records

Italics indicates set in 2016-17

Scoring

Most	Points
1. vs. Savannah State, 12/14/14	111
2. at Alabama, 1/8/15	102
3. vs. Clemson, 11/20/14	99
vs. Ole Miss, 1/30/14	99
vs. Charleston Southern, 11/9/13	99

Fewest	Points
1. at Stanford, 11/26/10	32
2. vs. Georgia, 3/4/11	34
3. vs. Mississippi State, 3/5/09	39
4. at Georgia, 1/13/13	40
5. at Mississippi State, 2/26/09	41

Fewest Allowed	Points
1. vs. South Carolina State, 12/14/11	21
2. vs. Presbyterian, 11/27/11	24
3. vs. NC Central, 12/1/14	26
vs. SC State, 12/22/13	26
5. vs. NC Central, 12/2/13	27

Most Allowed	Points
1. at Clemson, 11/19/09	94
2. vs. North Carolina, 12/20/09	93
3. at Connecticut, 2/9/15	87
4. vs. Xavier, 11/12/10	84
5. at Tennessee, 2/17/11	82
at Florida, 2/22/09	82

Margin of Outcome

Victory	Score	Margin
1. vs. Charleston Southern, 11/8/13	99-29	+70
2. vs. NC Central, 12/1/14	90-26	+64
3. vs. Savannah State, 12/14/14	111-49	+62
4. vs. Clemson, 11/20/14	99-41	+58
5. vs. <i>Saint Peter's</i> , 11/22/16	93-38	+55

Defeat	Score	Margin
1. at Stanford, 11/26/10	32-70	-38
2. vs. Georgia, 3/4/11	34-66	-32
3. vs. Stanford, 12/19/08	47-78	-31
4. at Penn State, 11/21/10	48-78	-30
5. vs. Connecticut, 12/28/08	48-77	-29

Field Goals

Made	FGM
1. vs. Charleston Southern, 11/8/13	39
2. vs. <i>Minnesota</i> , 12/11/16	38
vs. Savannah State, 12/14/14	38
vs. Clemson, 11/20/14	38
5. vs. <i>Saint Peter's</i> , 11/22/16	37
vs. Kentucky, 3/5/16	37
at Alabama, 1/8/15	37
vs. Central Michigan, 12/20/14	37

Attempts	FGA
1. vs. Penn State, 11/20/11	76
2. at Clemson, 11/19/09	74
3. vs. Tennessee, 1/20/11	73
4. vs. <i>Minnesota</i> , 12/11/16	72
vs. Central Michigan, 12/20/14	72
vs. Clemson, 11/20/14	72
vs. Kansas, 3/25/13	72

Highest Percentage (Min. 40 FGA)	FGM-A	Pct
1. vs. Savannah State, 3/20/15	34-53	.642
2. at Alabama, 1/8/15	37-58	.638
3. vs. Florida State, 3/29/15	30-49	.612
4. vs. Charleston Southern, 11/14/13	39-64	.609
5. vs. Ole Miss, 1/30/14	31-51	.608

Lowest Percentage (Min. 40 FGA)	FGM-A	Pct
1. at Stanford, 11/26/10	12-55	.218
2. vs. Georgia, 3/4/11	12-52	.231
3. at Florida, 1/20/13	15-64	.234
4. at Kentucky, 2/5/09	13-55	.236
5. at Georgia, 1/2/11	13-54	.241

Lowest %age Allowed (Min. 40 FGA)	FGM-A	Pct
1. vs. South Carolina State, 12/14/11	6-48	.125
2. vs. NC Central, 12/2/13	8-50	.160
3. vs. Charleston Southern, 11/8/13	10-54	.185
4. vs. Arkansas, 3/6/15	11-57	.193
vs. Hampton, 11/22/12	11-57	.193

Highest %age Allowed (Min. 40 FGA)	FGM-A	Pct
1. vs. Connecticut, 12/28/08	35-62	.565
vs. Florida, 1/9/11	26-46	.565
3. vs. Xavier, 11/12/10	34-61	.557
4. at Connecticut, 2/9/15	31-56	.554
5. at Kentucky, 1/13/11	30-55	.545

3-Point Field Goals

Made	3FGM
1. vs. <i>Minnesota</i> , 12/11/16	16
2. vs. Kentucky, 3/5/16	12
3. vs. Arkansas, 1/3/16	11
at Alabama, 1/8/15	11
5. vs. <i>Saint Peter's</i> , 11/22/16	10
vs. LSU, 2/28/16	10
at Vanderbilt, 1/7/16	10

Attempts	3FGA
1. vs. <i>Minnesota</i> , 12/11/16	33
2. vs. Syracuse, 3/25/16	32
3. vs. Penn State, 11/20/11	29
4. vs. College of Charleston, 11/14/13	28
vs. North Carolina, 12/19/10	28

Percentage (Min. 5 3FGA)	3FGM-A	Pct
1. vs. Oregon State, 3/25/14	4-6	.667
vs. Ole Miss, 1/30/14	4-6	.667
vs. Savannah State, 12/28/13	4-6	.667
vs. Western Carolina, 12/29/12	6-9	.667
at Alabama, 1/10/10	8-12	.667
vs. Charlotte, 12/21/08	8-12	.667

Free Throws

Made	FTM
1. vs. Savannah State, 12/14/14	34
vs. Oregon State, 3/25/14	34
3. vs. Missouri, 1/10/16	32
vs. Ole Miss, 1/30/14	32
at Mississippi State, 1/6/12	32

Attempts	FTA
1. at Mississippi State, 1/6/13	50
2. vs. Savannah State, 12/28/13	48
3. vs. Savannah State, 12/14/14	47
4. vs. Missouri, 2/2/14	46
5. vs. Seton Hall, 11/17/13	44
vs. South Carolina State, 12/21/12	44

Percentage (Min. 10 FTA)	FTM-A	Pct
1. vs. Alabama, 1/19/14	10-11	.909
2. vs. Auburn, 1/2/09	23-26	.885
3. at UCLA, 11/22/15	14-16	.875
vs. San Diego State, 11/28/09	14-16	.875
4. at Mississippi State, 2/6/14	20-23	.870

Rebounding

Total	Rebs
1. vs. College of Charleston, 11/14/13	62
2. at Florida, 1/20/13	59
3. at Alabama, 2/22/16	58
4. vs. Hampton, 11/22/12	57
5. vs. Savannah State, 12/14/14	56

Margin	Rebs	Margin
1. vs. Savannah State, 12/14/14	56-21	+35
2. vs. Hampton, 12/16/15	52-19	+33
3. at Alabama, 2/7/13	53-24	+29
4. at Alabama, 2/22/16	58-31	+28
vs. Hampton, 12/17/14	48-21	+27

Offensive	Off. Rebs
1. vs. Elon, 11/9/12	29
2. vs. College of Charleston, 11/23/11	27
3. vs. Kansas, 3/25/13	26
at Florida, 1/20/13	26
5. vs. Savannah State, 11/15/12	25
vs. Penn State, 11/20/11	25
at Penn State, 11/21/10	25

Turnovers

Fewest	TOs
1. at Tennessee, 2/2/12	4
2. vs. CSU Bakersfield, 11/28/15	5
at Clemson, 11/18/15	5
vs. Syracuse, 11/28/14	5
vs. Tennessee, 2/23/15	5
at Missouri, 2/28/13	5
vs. Georgia, 3/2/12	5
vs. Ole Miss, 3/3/11	5

Most	TOs
1. at Wake Forest, 12/3/08	32
2. at Ole Miss, 2/25/16	29
vs. Hampton, 11/22/12	29
vs. Kentucky, 1/15/12	29
4. at Kentucky, 1/13/11	28

Assists

1. vs. <i>Minnesota</i> , 12/11/16	29
2. vs. NC Central, 12/1/14	26
3. vs. Winthrop, 12/13/15	25
vs. UNCG, 11/15/15	25
vs. San Diego State, 11/23/14	25
vs. Clemson, 11/20/14	25
vs. Alabama, 1/19/14	25
vs. Charleston Southern, 11/8/13	25

Steals

1. vs. NC Central, 12/1/14	21
vs. Furman, 12/11/11	21
3. vs. San Diego State, 11/23/14	18
4. vs. <i>Saint Peter's</i> , 11/22/16	17
vs. Charleston Southern, 11/8/13	17

Blocked Shots

1. vs. Winthrop, 12/13/15	16
2. vs. Arkansas, 3/6/15	15
3. at Mississippi State, 2/6/14	14
vs. Kentucky, 1/9/14	14
5. at Kentucky, 3/1/15	12
vs. Charleston Southern, 11/8/13	12



Dawn Staley

Head Coach

9th Season at South Carolina Virginia, 1992

When three-time Olympic gold medalist Dawn Staley took the reins of the University of South Carolina women's basketball program on May 10, 2008, the Gamecocks' stature immediately rose not just in the Southeastern Conference but on the national stage as well. Building on a foundation of hard work, defensive effort and a "team first" mentality, South Carolina began to realize those expectations in 2011-12, and the program has continued to thrive as one of seven in the nation to be ranked in every Associated Press Top 25 poll since the start of the 2013-14 season. The Gamecocks boast five straight 25-win seasons, which include three SEC regular-season championships (2014, 2015, 2016), two SEC Tournament titles (2015, 2016), an NCAA Final Four appearance (2015) and three other Sweet 16 seasons (2012, 2014, 2016), the program's first ever No. 1 national ranking and a school-record 34 wins in 2014-15. Staley's success has united every demographic in the state of South Carolina as the Gamecocks' fan base tripled over a span of three seasons, and twice led the nation in home attendance (2014-15, 2015-16).

While her coaching career is blossoming, Staley is still recognized for her body of work as a one of the most decorated participants in United States women's basketball history. The Naismith Memorial Basketball Hall of Fame solidified her legacy with her enshrinement as part of the Class of 2013. The Phoenix Club of Philadelphia established the Dawn Staley Award recognizing the nation's top guard in women's Division I basketball in 2013 as well. Staley was inducted into the Women's Basketball Hall of Fame as part of the Class of 2012 and was one of the final nominees for induction to the U.S. Olympic Hall of Fame the same year. In the summer of 2011, the WNBA recognized her as one of the league's "Top 15," honoring the most influential players in the league's history.

Now in her 17th season as a head coach, Staley has amassed a 371-157 (.703) record, including her 199-77 (.721) slate in her ninth season at South Carolina. She has led her teams to seven 25-win seasons, a total of 13 postseason appearances (two WNIT) and 59 weeks in the Associated Press top 10, including 12 in the No. 1 spot. Also a force in USA Basketball, she has been the head coach of three gold medal teams – 2015 FIBA U19 World Championships, 2014 FIBA U18 Americas Championship, 2007 Pan Am Games – and served as an assistant on the Senior National Team 2006-08 and again from 2014 to present, helping the team to gold medals in the 2014 FIBA World Championship and the 2008 and 2016 Olympic Games.

At the helm of the Gamecocks over the last eight seasons, Staley has been named National Coach of the Year (2014, Basketball Times), a Naismith National Coach of the Year Finalist (2014, 2015, 2016), SEC Coach of the Year (2014, Coaches and AP; 2015, Coaches; 2016, Coaches and AP) and BCA Female Coach of the Year (2012). Under Staley's leadership, four Gamecocks have collected eight All-America selections, two have picked up three SEC Player of the Year honors, two have earned SEC Defensive Player of the Year recognition, one has been the SEC 6th Player of the Year and three were named SEC Freshman of the Year. She has coached 10 Gamecocks who earned All-SEC honors a combined 19 times, including nine first-team selections, and two Gamecocks have been selected in the WNBA Draft in the last two seasons, including 2016 selection Tiffany Mitchell who became the third first-round selection for South Carolina.

Coaching Highlights

College

- 11 NCAA Tournament Appearances (5 at South Carolina)
- 11 20-Win Seasons (5 at South Carolina)
- 4 Regular-Season Conference Titles (SEC 2014, 2015, 2016; A-10 2008)
- 6 Conference Tournament Titles (SEC 2015, 2016; A-10 2002, 2004, 2005, 2006)
- 3-time Naismith National Coach of the Year Finalist (2014, 2015, 2016)
- Basketball Times National Coach of the Year (2014)
- 4-time WBCA Region Coach of the Year (Region 3 2014, 2015, 2016; Region 1 2005)
- Five-time Conference Coach of the Year (SEC 2014, 2015, 2016; A-10 2004, 2005)

USA Basketball

- Senior National Team Asst. Coach (2006-08, 2014-16) – Rio Olympics gold medal (2016), FIBA World Championship gold medal (2014), Beijing Olympics gold medal (2008), FIBA Americas Championship gold medal (2007), FIBA World Championship bronze medal (2006)
- U19 National Team Head Coach – FIBA U19 World Championship gold medal (2015)
- U18 National Team Head Coach – FIBA U18 Americas Championship gold medal (2014)
- Pan Am Games Head Coach – Gold medal (2007)

Playing Highlights

U.S. Professional – 11 seasons

- Five-time WNBA All-Star (2001, 2002, 2003, 2005, 2006)
- Two-time ABL All-Star (1997, 1998)
- WNBA All-Decade Team

USA Basketball

- Olympic gold medalist (1996, 2000, 2004)
- Flag bearer for U.S. in Olympic Games Opening Ceremony (2004)
- Two-time USA Basketball Female Athlete of the Year (1994, 2004)

College – Virginia (1989-92)

- Kodak All-America (1990, 1991, 1992)
- Honda-Broderick Cup Award for Collegiate Female Athlete of the Year (1991)
- Two-time ACC Player of the Year (1991, 1992)
- NCAA Tournament MOP (1991)

Other Notables

- Naismith Memorial Basketball Hall of Fame, Class of 2013
- Order of the Palmetto Recipient (2013)
- Women's Basketball Hall of Fame, Class of 2012

Year-by-Year Coaching Record

Year	School	Record	Conf. Rec.	Conf. Finish	Postseason
2000-01	Temple	19-11	11-5	2nd East	WNIT
2001-02	Temple	20-11	12-4	2nd East	A-10 Tourn. Champ./NCAA 1st Round
2002-03	Temple	14-15	9-7	2nd East	
2003-04	Temple	21-10	14-2	1st East	A-10 Tourn. Champ./NCAA 1st Round
2004-05	Temple	28-4	16-0	1st East*	A-10 Tourn. Champ./NCAA 2nd Round
2005-06	Temple	24-8	12-4	3rd	A-10 Tourn. Champ./NCAA 1st Round
2006-07	Temple	25-8	13-1	2nd	NCAA 2nd Round
2007-08	Temple	21-13	12-2	T-1st	NCAA 1st Round
2008-09	South Carolina	10-18	2-12	11th	
2009-10	South Carolina	14-15	7-9	T-7th	
2010-11	South Carolina	18-15	8-8	T-5th	WNIT 2nd Round
2011-12	South Carolina	25-10	10-6	T-4th	NCAA Sweet 16
2012-13	South Carolina	25-8	11-5	T-4th	NCAA 2nd Round
2013-14	South Carolina	29-5	14-2	1st	NCAA Sweet 16
2014-15	South Carolina	34-3	15-1	T-1st	SEC Tourn. Champ./NCAA Final Four
2015-16	South Carolina	33-2	16-0	1st	SEC Tourn. Champ./NCAA Sweet 16
2016-17	South Carolina	11-1	1-0		
Career	17th season	371-157	183-68		
At SC	9th season	199-77	84-43		



ARAION BRADSHAW

#12

5-6 • Fr. • G • Boston, Mass. • Tabor Academy
Major: Civil Engineering

This Season's Highlights

- Played in nine of South Carolina's 12 games
- Matched her season high with 15 minutes at Savannah State (Dec. 21)

Prior to South Carolina

- Ranked as the No. 32 recruit overall and No. 10 guard in the Class of 2016
- Helped high school to back-to-back finals in the NEPSAC Class A Tournament
- Earned NEPSAC Class A East All-Star honors as a senior

Career Highs

Pts 3, 2x, last vs. Minnesota, 12/11/16
Rebs..... 3 vs. Alabama, 1/1/17
3FGA... 1, 2x, last vs. Minnesota, 12/11/16
Stls..... 2 vs. Hampton, 11/20/16
Assts 2, 2x, last vs. Alabama, 1/1/17
Min. 15, 2x, last at Savannah St., 12/21/16

SEC Career Highs

Pts 1 vs. Alabama, 1/1/17
Rebs..... 3 vs. Alabama, 1/1/17
3FGA.....
Stls.....
Assts 2 vs. Alabama, 1/1/17
Min...... 6 vs. Alabama, 1/1/17

2016-17 Game-by-Game Stats

Opponent	Date	GS	MIN	FG-A	3FG-A	FT-A	Reb	A	TO	B	S	TP
at Ohio State	11/14		1	0-0	0-0	0-0	0	0	0	0	0	0
Hampton	11/20		10	0-0	0-0	0-0	1	1	0	0	2	0
Maine	11/21		9	0-1	0-0	0-0	0	1	1	0	0	0
Saint Peter's	11/22		15	1-1	1-1	0-0	0	1	1	0	0	3
vs. Louisville	11/27		4	0-1	0-0	0-0	0	0	0	0	0	0
at Texas	12/1					— DNP —						
at Duke	12/4					— DNP —						
Minnesota	12/11		12	1-3	1-2	0-0	2	2	2	0	1	3
Clemson	12/15		9	0-0	0-0	0-0	1	1	0	0	0	0
UCLA	12/18					— DNP —						
at Sav. State	12/21		15	1-4	0-2	0-0	1	1	0	0	1	2
Alabama	1/1		6	0-2	0-1	1-2	3	2	1	0	0	1

Career Stats at South Carolina

Year	GP	GS	Min	Avg	FG	FGA	Pct	3FG	FGA	Pct	FT	FTA	Pct	Off	Def	Tot	Avg	PF	FO	A	TO	Blk	Stl	Pts	Avg
2016-17	9	0	81	9.0	3	12	.250	2	6	.333	1	2	.500	3	5	8	0.9	8	0	9	5	0	4	9	1.0



DONIYAH CLINEY

#4

6-0 • So. • G • Newark, N.J. • Shabazz
Major: Sociology

This Season's Highlights

- Played in every game with one start
- Has averaged 6.6 rebounds over her last five contests
- Led team in rebounding twice – Saint Peter's, at Savannah St.
- Slowed down #9/9 UCLA's backcourt attack (Dec. 18) and netted the final four points of the second quarter to even the score and give the Gamecocks momentum heading into halftime
- Made an impact on the glass against Clemson (Dec. 15), grabbing a career-best nine boards, including three offensive ... netted a season-high seven points and came up with a steal and layup in transition to cap a pivotal 12-2 Gamecock run in the third quarter that put Carolina in control
- Matched a career high with eight rebounds against Minnesota (Dec. 11) after earning her first start of the season
- Was solid defensively in 20 minutes off the bench against #4/4 Louisville (Nov. 27)
- Tied for team lead in rebounds with eight against Saint Peter's (Nov. 22)

Career Summary

- Played in 20 games last season, including three starts
- Swiped three steals to pace strong team defensive effort against Georgia (Feb. 18)
- Posted first career double-digit scoring game in first career start against #16/19 Florida (Feb. 11)
- Made her South Carolina debut at Vanderbilt (Jan. 7) after missing early season with hand injury

Miscellaneous

	Season	Career
10+ Points	0	1
Tm-High Rebs	2	2
Tm-High Assists	1	1

Career Highs

Pts	10 vs. Florida, 2/11/16
Rebs	9 vs. Clemson, 12/15/16
3FGs	1, 5x, last vs. Saint Peter's, 11/22/16
Stls	3 vs. Georgia, 2/18/16
Assts	4 vs. Maine, 11/21/16
Min	30 vs. Minnesota, 12/11/16

Season Highs

Pts	7 vs. Clemson, 12/15
Rebs	9 vs. Clemson, 12/15
3FGs	1 vs. Saint Peter's, 11/22
Stls	2, 3x, last vs. Saint Peter's, 11/22
Assts	4 vs. Maine, 11/21
Min	30 vs. Minnesota, 12/11

SEC Career Highs

Pts	10 vs. Florida, 2/11/16
Rebs	5 vs. Alabama, 1/1/17
3FGs	2, 4x, last vs. Georgia, 2/18/16
Stls	3 vs. Georgia, 2/18/16
Assts	3 at Auburn, 1/21/16
Min	26 vs. Kentucky, 2/4/16

2016-17 Game-by-Game Stats

Opponent	Date	GS	MIN	FG-A	3FG-A	FT-A	Reb	A	TO	B	S	TP
at Ohio State	11/14		13	0-2	0-0	0-0	1	0	0	0	0	0
Hampton	11/20		17	1-2	0-0	0-0	1	0	2	0	2	2
Maine	11/21		22	1-2	0-1	2-2	4	4	1	0	2	4
Saint Peter's	11/22		20	1-2	1-1	0-0	8	1	1	0	2	3
vs. Louisville	11/27		20	0-1	0-1	3-6	4	0	3	0	0	3
at Texas	12/1		4	0-0	0-0	0-0	0	0	0	0	0	0
at Duke	12/4		2	0-0	0-0	0-0	0	0	1	0	0	0
Minnesota	12/11	*	30	3-5	0-1	0-0	8	3	0	1	0	6
Clemson	12/15		19	2-4	0-0	3-5	9	1	1	0	1	7
UCLA	12/18		29	1-4	0-1	4-6	4	0	0	0	1	6
at Sav. State	12/21		21	1-2	0-0	1-2	7	0	2	0	1	3
Alabama	1/1		20	0-1	0-0	1-2	5	1	1	0	1	1

Career Stats at South Carolina

Year	GP	GS	Min	Avg	FG	FGA	Pct	3FG	FGA	Pct	FT	FTA	Pct	Off	Def	Tot	Avg	PF	FO	A	TO	Blk	Stl	Pts	Avg
2014-15	— Did Not Play —																								
2015-16	20	3	219	11.0	20	47	.426	4	13	.308	18	27	.667	5	11	16	0.8	24	0	14	21	1	10	62	3.1
2016-17	12	1	217	18.1	10	25	.400	1	5	.200	14	23	.609	19	32	51	4.3	18	0	10	12	1	10	35	2.9
Career	32	4	436	13.6	30	72	.417	5	18	.278	32	50	.640	24	43	67	2.1	42	0	24	33	2	20	97	3.0



ALAINA COATES

#41

6-4 • Sr. • C • Irmo, S.C. • Dutch Fork
Major: Sociology

Career Highlights

Rated No. 9 player in the nation by espnW (2016-17)
Wooden Award Preseason Top 30 (2016-17)
Naismith Trophy Top 50 Preseason Watch List (2016-17)
Wade Watch List (2016-17)
Preseason All-America Second Team (espnW, Lindy's, Sporting News)
Preseason All-SEC First Team (Media, Coaches)
All-SEC First Team (2016 Coaches, AP)
Naismith Midseason Watch List (2015-16)
2016 NCAA Sioux Falls All-Regional Team

SEC All-Defensive Team (2016)
All-SEC 2nd Team (Coaches - 2014, 2015; AP - 2015)
2015 NCAA Greensboro Region MOP
2015 SEC All-Tournament Team
SEC Co-6th Player of the Year (2014 Coaches)
SEC Freshman of the Year (2014 Coaches, AP)
Freshman All-America First Team (2013-14 Full Court)
SEC All-Freshman Team (2014)
2015 Pan American Games, silver medal (USA)

Miscellaneous

	Season	Career
Triple-Double	0	1
Double-Double	8	50
20+ Points	2	14
10+ Points	9	81
10+ Rebounds	8	57
5+ Blocks	0	4
Tm-High Points	4	23
Tm-High Rebs.	9	67

This Season's Highlights

- Selected to be a team captain this season
- Three-time SEC Player of the Week (11/15-21, 11/22-28, 12/13-19); USBWA National Player of the Week (12-13/19)
- Tops the SEC and is second in the nation in field goal percentage ... is 13th nationally and second in the conference in rebounds ... comes in 16th in the SEC in scoring
- Recorded a double-double in each of Carolina's three games against top-10 foes this season
- Tallied 19 points and 11 boards in Carolina's SEC opener against Alabama (Jan. 1) to notch her 50th career double-double
- Scored 11 of her game-high 20 points against #9/9 UCLA (Dec. 18) in the third quarter to fuel Carolina's game-changing 24-5 run that turned a first-half deficit into a double-digit lead late in the period
- Imposed her will in all aspects against Clemson (Dec. 15) – points, rebounds, assists, blocks – moving into second on South Carolina's all-time rebounding list with the last of her 10 boards
- Controlled the glass down the stretch against #14/15 Texas (Dec. 1) with seven second-half boards, the sixth of which gave her 1,000 for her career
- Matched a career high with four steals against #4/4 Louisville (Nov. 27), including one that led to a pivotal 3-point play for Carolina at the end of the first half

Career Summary

- Is third Gamecock all-time to amass 1,000 career points and 1,000 career rebounds and now stands second in program history in career boards
- Ranks second in school history in career rebounds, double-doubles and blocks
- Ranks first among active NCAA Division I players in career rebounds (1,059) and double-doubles (50), ranking fourth in career field goal percentage (.616)
- Holds career school records for defensive rebounds, rebounds in SEC play and double-doubles in SEC games

2016-17 Game-by-Game Stats

Opponent	Date	GS	MIN	FG-A	3FG-A	FT-A	Reb	A	TO	B	S	TP
at Ohio State	11/14	*	31	4-7	0-0	2-4	13	3	2	1	0	10
Hampton	11/20	*	24	12-16	0-0	4-7	16	1	0	2	1	28
Maine	11/21	*	22	6-7	0-0	0-1	14	0	0	1	1	12
Saint Peter's	11/22	*	19	8-9	0-0	0-2	7	2	0	1	1	16
vs. Louisville	11/27	*	31	5-9	0-0	7-9	14	1	3	1	4	17
at Texas	12/1	*	22	0-2	0-0	6-8	7	0	0	2	0	6
at Duke	12/4	*	37	3-7	0-0	2-2	5	2	2	2	1	8
Minnesota	12/11	*	25	7-8	0-0	2-3	11	2	3	4	1	16
Clemson	12/15	*	30	8-10	0-0	3-4	10	3	2	4	2	19
UCLA	12/18	*	24	5-10	0-0	10-13	14	0	1	1	0	20
at Sav. State	12/21	*	21	3-5	0-0	3-4	7	2	1	0	0	9
Alabama	1/1	*	23	8-10	0-0	3-4	11	1	1	2	3	19

Career Stats at South Carolina

Year	GP	GS	Min	Avg	FG	FGA	Pct	3FG	FGA	Pct	FT	FTA	Pct	Off	Def	Tot	Avg	PF	FO	A	TO	Blk	Stl	Pts	Avg
2013-14	34	1	668	19.6	148	242	.612	0	0	—	121	185	.654	82	203	285	8.4	83	1	11	57	73	17	417	12.3
2014-15	36	5	760	21.1	141	251	.562	0	0	—	117	168	.696	99	186	285	7.9	62	0	28	50	53	19	399	11.1
2015-16	35	33	937	26.8	168	261	.644	0	0	—	89	159	.560	107	253	360	10.3	87	0	33	53	45	43	425	12.1
2016-17	12	12	309	25.8	69	100	.690	0	0	—	42	61	.689	47	82	129	10.8	22	0	17	15	21	14	180	15.0
Career	117	51	2674	22.9	526	854	.616	0	0	—	369	573	.644	335	724	1059	9.1	254	1	89	175	192	93	1421	12.1

Career Highs

Pts 29 vs. Winthrop, 12/13/15
Rebs 18 at Alabama, 2/22/16
Blks 10 vs. Winthrop, 12/13/15
Stls 4, 2x, last vs. Louisville, 11/27/16
Assts 6 at Texas A&M, 1/31/16
Min 38 at Texas A&M, 1/31/16

Season Highs

Pts 28 vs. Hampton, 11/20
Rebs 16 vs. Hampton, 11/20
Blks 4, 2x, last vs. Clemson, 12/15
Stls 4 vs. Louisville, 11/27
Assts 3, 2x, last vs. Clemson, 12/15
Min 37 at Duke, 12/4

SEC Career Highs

Pts 27 vs. Kentucky, 2/4/16
Rebs 18 at Alabama, 2/22/16
Blks 5, 3x, last vs. Alabama, 1/29/15
Stls 4 at Tennessee, 2/15/16
Assts 6 at Texas A&M, 1/31/16
Min 38 at Texas A&M, 1/31/16



BIANCA CUEVAS-MOORE

#1

5-6 • Jr. • Guard • Bronx, N.Y. • Nazareth Regional
Major: Criminal Justice

This Season's Highlights

- Started 10 of 12 games this season
- Ranks 14th in the SEC in steals per game (1.9)
- Led team in assists three times – at Texas, Clemson, at Savannah St.
- Hit 3 early in third quarter against Clemson (Dec. 15) to spark a 13-4 run that put the Gamecocks firmly in control
- Scored four of her nine points at Duke (Dec. 4) on transition layups during a 12-0 first-quarter run
- Matched her career high with five steals against Saint Peter's (Nov. 22) in just 16 minutes

Career Summary

- Has played in all but one game in her career
- Led team in assists three times in 2015-16
- Tied for school record with 37 games played in 2014-15

Miscellaneous

	Season	Career
20+ Points	0	2
10+ Points	2	18
5+ Assists	1	7
5+ Steals	1	2
Tm-High Points	0	3
Tm-High Assists	3	14

Career Highs

Pts	21 at Ole Miss, 2/1/15
Rebs	6 at Alabama, 2/22/16
3FGs	3 vs. Kentucky, 3/5/16
Stls	5, 2x, last vs. Saint Peter's, 11/22/16
Assts	6 vs. CSUB, 11/28/15
Min	29 at Hawaii, 11/29/15

Season Highs

Pts	11 vs. Saint Peter's, 11/22
Rebs	5 vs. UCLA, 12/18
3FGs	2 vs. Alabama, 1/1
Stls	5 vs. Saint Peter's, 11/22
Assts	5 at Savannah St., 12/21
Min	26 vs. Clemson, 12/15

SEC Career Highs

Pts	21 at Ole Miss, 2/1/15
Rebs	6 at Alabama, 2/11/16
3FGs	2, 3x, last vs. Alabama, 1/1/17
Stls	5 vs. Missouri, 1/10/16
Assts	5, 2x, last vs. Vanderbilt, 2/15/15
Min	24 at Ole Miss, 2/1/15

2016-17 Game-by-Game Stats

Opponent	Date	GS	MIN	FG-A	3FG-A	FT-A	Reb	A	TO	B	S	TP
at Ohio State	11/14	*	22	3-7	0-2	3-4	2	2	1	0	3	9
Hampton	11/20	*	16	1-5	1-2	1-2	1	1	0	1	2	4
Maine	11/21	*	17	2-4	1-1	2-2	1	2	1	0	2	7
Saint Peter's	11/22	*	16	5-8	1-3	0-1	3	3	2	0	5	11
vs. Louisville	11/27	*	17	1-6	0-3	2-2	1	3	0	0	1	4
at Texas	12/1	*	19	2-9	0-1	3-4	0	2	1	0	2	7
at Duke	12/4	*	22	4-11	1-7	0-0	2	2	4	0	2	9
Minnesota	12/11		13	2-6	1-3	1-3	2	1	0	0	2	6
Clemson	12/15	*	26	1-3	1-3	1-2	2	4	2	1	1	4
UCLA	12/18	*	23	4-14	1-1	1-2	5	1	3	0	0	10
at Sav. State	12/21	*	19	1-4	1-2	0-0	3	5	0	0	2	3
Alabama	1/1		23	3-6	2-3	1-2	1	1	3	0	1	9

Career Stats at South Carolina

Year	GP	GS	Min	Avg	FG	FGA	Pct	3FG	FGA	Pct	FT	FTA	Pct	Off	Def	Tot	Avg	PF	FO	A	TO	Blk	Stl	Pts	Avg
2014-15	37	0	536	14.5	74	200	.370	16	72	.222	45	58	.776	13	35	48	1.3	44	1	64	60	5	42	209	5.6
2015-16	34	1	615	18.1	78	207	.377	20	76	.263	50	66	.758	10	50	60	1.8	43	1	63	64	2	47	226	6.6
2016-17	12	10	233	19.4	29	83	.349	10	31	.323	15	24	.625	5	18	23	1.9	21	0	27	18	2	23	83	6.9
Career	83	11	1383	16.7	181	490	.369	46	179	.257	110	148	.743	28	103	131	1.6	108	1	154	142	9	112	518	6.2



KAELA DAVIS

#3

6-2 • Jr. • Guard • Suwanee, Ga. • Georgia Tech
Major: Integrated Technology

Career Highlights

Naismith Trophy Top 50 Preseason Watch List (2016-17) | 2012 FIBA 3x3 U18 World Champs., gold medal (USA)
 Two-time All-ACC (1st team, 2015; 2nd team, 2014) | 2011 FIBA U16 Americas Champs., gold medal (USA)
 2012 FIBA U17 World Championships, gold medal (USA)

This Season's Highlights

- Leads the SEC and is 55th nationally in 3-point field goal percentage ... is third in the league in 3s made per game (2.2)
- Sits in the top 20 in the SEC in scoring and free throw percentage
- Reached double figures by halftime and finished with 16 points in her SEC debut against Alabama (Jan. 1)
- Caught fire from the 3-point line against Minnesota (Dec. 11), knocking down a career-best six 3s, including five in the first half
- Knocked down two timely 3-pointers in a back-and-forth third quarter against #14/15 Texas (Dec. 1) to finish in double figures for the fourth-straight game
- Scored team's first seven points in the opening 98 seconds against #4/4 Louisville (Nov. 27) and added back-to-back 3s early in the second half to eliminate any Cardinal comeback from the eight-point halftime deficit
- Brilliant Gamecock debut at #7/6 Ohio State (Nov. 14), stuffing the box score with 37 points – 11 in the second, third and fourth quarters each – 10 rebounds, five assists and three steals ... first Gamecock to score 30 or more points in a game since Leasia Walker netted 30 against Clemson on Nov. 18, 2010, and the most ever by a Gamecock against a ranked opponent

Prior to South Carolina

- Two-time All-ACC selection in two seasons at Georgia Tech
- Fastest player in Georgia Tech history to 1,000 career points (52 games)
- Ranked as No. 1 guard and No. 2 overall recruit in 2013 class
- 2013 McDonald's and WBCA All-America
- Has three gold medals with USA Basketball – 2012 FIBA U17 World Championships, 2012 FIBA 3x3 U18 World Championships, 2011 FIBA Americas U16 Championship

Miscellaneous

	Season	Career
Double-Doubles	1	1
30+ Points	1	1
20+ Points	2	2
10+ Points	9	9
10+ Rebounds	1	1
5+ Assists	2	2
Tm-High Points	2	2
Tm-High Rebs	1	1
Tm-High Assists	4	4

Career Highs

Pts 37 at Ohio State, 11/14/16
Rebs..... 10 at Ohio State, 11/14/16
3FGs..... 6 vs. Minnesota, 12/11/16
Stls..... 3 at Ohio State, 11/14/16
Assts 5, 2x, last vs. Hampton, 11/20/16
Min..... 36 at Ohio State, 11/14/16

SEC Career Highs

Pts 16 vs. Alabama, 1/1/17
Rebs..... 3 vs. Alabama, 1/1/17
3FGs..... 1 vs. Alabama, 1/1/17
Stls..... 1 vs. Alabama, 1/1/17
Assts 2 vs. Alabama, 1/1/17
Min..... 23 vs. Alabama, 1/1/17

2016-17 Game-by-Game Stats

Opponent	Date	GS	MIN	FG-A	3FG-A	FT-A	Reb	A	TO	B	S	TP
at Ohio State	11/14	*	36	10-21	4-6	13-16	10	5	5	0	3	37
Hampton	11/20	*	30	1-9	1-5	0-0	7	5	2	0	1	3
Maine	11/21	*	26	3-11	1-6	3-4	3	3	2	0	1	10
Saint Peter's	11/22	*	19	5-7	4-4	0-0	3	3	1	0	0	14
vs. Louisville	11/27	*	20	5-10	3-5	0-0	8	1	1	0	0	13
at Texas	12/1	*	34	3-6	2-4	4-4	3	1	5	0	2	12
at Duke	12/4	*	31	5-14	2-9	2-4	6	2	0	0	2	14
Minnesota	12/11		28	8-15	6-10	0-0	3	4	1	0	0	22
Clemson	12/15	*	28	6-16	2-7	3-4	3	4	3	0	0	17
UCLA	12/18	*	33	1-13	0-1	0-0	4	2	4	0	2	2
at Sav. State	12/21	*	21	3-9	0-3	0-0	4	3	1	0	2	6
Alabama	1/1	*	23	5-10	1-3	5-6	3	2	1	0	1	16

Career Stats at South Carolina

Year	GP	GS	Min	Avg	FG	FGA	Pct	3FG	FGA	Pct	FT	FTA	Pct	Off	Def	Tot	Avg	PF	FO	A	TO	Blk	Stl	Pts	Avg
2016-17	12	11	329	27.4	55	141	.390	26	63	.413	30	38	.789	17	40	57	4.8	23	1	35	26	0	14	166	13.8



TIFFANY DAVIS

#15

5-7 • Sr. • Guard • Houston, Texas • Westbury Christian
Major: Psychology

This Season's Highlights

- Selected to be a team captain this season
- Has played in nine games this season
- Was solid defensively playing five minutes in the pivotal second quarter against #4/4 Louisville (Nov. 27)

Career Summary

- Missed 2015-16 with knee injury suffered in September
- Missed the bulk of the 2012-13 season after suffering a knee injury
- Graduated in 2016 with bachelor's degree in retail management

Miscellaneous

	Season	Career
10+ Points	0	1
5+ Steals	0	1
Tm-High Points	0	0
Tm-High Assists	0	0

Career Highs

Pts 11 vs. Ole Miss, 1/30/14
3FGs.....2, 3x, last vs. Ole Miss, 1/30/14
Rebs.....6 at Arkansas, 1/2/14
Stls.....5 vs. Elon, 11/9/12
Assts 3, 4x, last vs. SC State, 12/22/13
Min.....30 at Arkansas, 1/2/14

Season Highs

Pts 4 vs. Hampton, 11/20
3FGs.....1 vs. Alabama, 1/1
Rebs.....3 vs. Saint Peter's, 11/22
Stls.....1 vs. Saint Peter's, 11/22
Assts 1, 2x, last vs. Saint Peter's, 11/22
Min.....17 vs. Saint Peter's, 11/22

SEC Career Highs

Pts 11 vs. Ole Miss, 1/30/14
Rebs.....6 at Arkansas, 2/11/16
3FGs.....2 vs. Ole Miss, 1/30/14
Stls.....
Assts2, 4x, last at LSU, 1/4/15
Min.....30 at Arkansas, 1/2/14

2016-17 Game-by-Game Stats

Opponent	Date	GS	MIN	FG-A	3FG-A	FT-A	Reb	A	TO	B	S	TP
at Ohio State	11/14	1	0-0	0-0	0-0	0	0	0	0	0	0	0
Hampton	11/20	13	1-3	0-1	2-3	2	0	0	0	0	0	4
Maine	11/21	10	1-2	0-1	0-0	2	1	1	0	0	0	2
Saint Peter's	11/22	17	0-3	0-2	0-0	3	1	1	0	1	0	0
vs. Louisville	11/27	9	0-1	0-1	1-2	2	0	0	0	0	0	1
at Texas	12/1				— DNP —							
at Duke	12/4	3	0-0	0-0	0-0	1	0	2	0	0	0	0
Minnesota	12/11	7	0-2	0-2	0-0	1	0	0	1	0	0	0
Clemson	12/15	4	0-2	0-1	0-0	0	0	0	0	0	0	0
UCLA	12/18				— DNP —							
at Sav. State	12/21				— DNP —							
Alabama	1/1	8	1-1	1-1	0-0	0	0	0	0	0	0	3

Career Stats at South Carolina

Year	GP	GS	Min	Avg	FG	FGA	Pct	3FG	FGA	Pct	FT	FTA	Pct	Off	Def	Tot	Avg	PF	FO	A	TO	Blk	Stl	Pts	Avg
2012-13	3	0	40	13.3	4	8	.500	1	4	.250	3	4	.750	1	3	4	1.3	2	0	4	2	0	5	12	4.0
2013-14	32	7	356	11.1	23	59	.390	12	30	.400	19	26	.731	5	27	32	1.0	29	0	29	40	1	4	77	2.4
2014-15	16	0	84	5.3	6	16	.375	5	13	.385	6	9	.667	5	13	18	1.1	5	0	7	9	0	0	23	1.4
2016-17	9	0	72	8.0	3	14	.214	1	9	.111	3	5	.600	2	9	11	1.2	1	0	2	4	1	1	10	1.1
Career	60	7	552	9.2	36	97	.371	19	56	.339	31	44	.705	13	52	65	1.1	37	0	42	55	2	10	122	2.0



ALLISHA GRAY

#10

6-0 • Jr. • Guard • Sandersville, Ga. • North Carolina
Major: Broadcasting

Career Highlights

Naismith Trophy Top 50 Preseason Watch List (2016-17) | WBCA Honorable Mention All-America (2015)
 First-Team All-ACC (2015) | Full Court Freshman All-America Second Team (2014)

This Season's Highlights

- Started every game this season, finishing in double figures in all but three contests
- Leads the team in assists (3.1) ... her 3.4 assist-to-turnover ratio is second in the SEC and ninth in the nation
- Ranks 22nd in the league in scoring
- Paced the defensive effort at Savannah State (Dec. 21) with career highs in steals (5) and blocks (2) ... added 12 points and four assists on the offensive end
- Converted two crucial 3-point plays from the left block against #9/9 UCLA (Dec. 18), the second of which pushed Carolina's lead back to double-digits early in the fourth quarter
- Triggered South Carolina's 3-point shooting outburst against Minnesota (Dec. 11), connecting on two early 3s to help open the contest on a 15-0 run ... finished with 18 points in just 19 minutes of action and boasted career bests with four 3-pointers and a game-high seven assists
- Tallied 11 of her game-high 17 points in the third quarter against #4/4 Louisville (Nov. 27), including six during the period-opening 16-5 run to help end any threat of a Cardinal comeback
- Crafty scorer with 24 points at #7/6 Ohio State (Nov. 14) in Gamecock debut, including five as part of 10-0 run early in fourth quarter to stop end Buckeyes' comeback hopes

Prior to South Carolina

- Played two seasons at North Carolina, amassing over 1,000 career points in that time
- 2015 First-Team All-ACC and WBCA All-Region
- Ranked as No. 4 guard and No. 7 overall recruit in 2013 class
- Three-time Georgia state player of the year (2010-12)

Miscellaneous

	Season	Career
20+ Points	1	1
10+ Points	9	9
5+ Assists	3	3
Tm-High Points	1	1
Tm-High Assists	4	4

Career Highs

Pts	24 at Ohio State, 11/14/16
Rebs	8 vs. Saint Peter's, 11/22/16
3FGs	4 vs. Minnesota, 12/11/16
Stls	5 at Savannah St., 12/21/16
Assts	7 vs. Minnesota, 12/11/16
Min	38 at Ohio State, 11/14/16

SEC Career Highs

Pts	7 vs. Alabama, 1/1/17
Rebs	2 vs. Alabama, 1/1/17
3FGs	1 vs. Alabama, 1/1/17
Stls	1 vs. Alabama, 1/1/17
Assts	2 vs. Alabama, 1/1/17
Min	18 vs. Alabama, 1/1/17

2016-17 Game-by-Game Stats

Opponent	Date	GS	MIN	FG-A	3FG-A	FT-A	Reb	A	TO	B	S	TP
at Ohio State	11/14	*	38	10-18	0-3	4-8	7	3	0	0	2	24
Hampton	11/20	*	24	4-9	2-7	6-7	1	4	0	0	2	16
Maine	11/21	*	22	5-9	0-1	0-0	3	3	2	0	0	10
Saint Peter's	11/22	*	19	4-7	1-4	4-5	8	5	1	1	1	13
vs. Louisville	11/27	*	22	7-12	2-5	1-1	3	0	0	0	0	17
at Texas	12/1	*	35	2-7	0-1	4-4	4	0	3	0	0	8
at Duke	12/4	*	37	4-9	2-6	1-2	6	6	2	0	1	11
Minnesota	12/11	*	19	7-13	4-10	0-0	5	7	1	0	2	18
Clemson	12/15	*	27	3-10	1-3	1-2	2	1	0	2	2	8
UCLA	12/18	*	23	4-6	0-0	3-5	3	2	0	0	0	11
at Sav. State	12/21	*	21	6-10	0-1	0-1	4	4	1	2	5	12
Alabama	1/1	*	18	2-8	1-4	2-2	2	2	1	1	1	7

Career Stats at South Carolina

Year	GP	GS	Min	Avg	FG	FGA	Pct	3FG	FGA	Pct	FT	FTA	Pct	Off	Def	Tot	Avg	PF	FO	A	TO	Blk	Stl	Pts	Avg
2016-17	12	12	305	25.4	58	118	.492	13	45	.289	26	37	.703	16	32	48	4.0	22	0	37	11	6	16	155	12.9



TYASHA HARRIS

#52

5-10 • Fr. • Guard • Noblesville, Ind. • Heritage Christian
Major: Sports Management

This Season's Highlights

- Has played solid minutes every game, drawing two starts
- Good distributor, averaging 2.5 assists per game
- Jump-started Carolina's 12-2 run to open the game against Alabama (Jan. 1) with a 3-pointer in the first minute and four of her career-high six assists in the first half
- Impressed against Minnesota (Dec. 11) in first career start with nine points and three 3-pointers, including the first basket of the game that sparked a 15-0 run ... facilitated the offense in the opening two quarters, matching her career high in assists (6) by the half
- Played a great all-around game against #14/15 Texas (Dec. 1) in a career-high 30 minutes of action, notching three steals and a career-best 10 points... netted four-straight points late in the fourth quarter to put the game out of the Longhorns' reach
- Drew the second-half start against #4/4 Louisville (Nov. 27), logging 14 of her 29 minutes during the half and dishing out five of her career-high six assists in that time

Prior to South Carolina

- Ranked as the No. 27 recruit overall and the No. 8 point guard in the 2016 Class
- Finalist for Indiana's Miss Basketball award
- Helped Heritage Christian to three straight state titles, including the 2016 championship in the program's first season in Class 3A
- Is her high school's all-time top scorer with 2,004 career points, also holding school record in steals (487) and ranking third in assists (426)
- Earned gold medal with USA Basketball in 2016 FIBA Americas U18 Championship

Miscellaneous

	Season	Career
10+ Points	2	2
5+ Assists	3	3
Tm-High Points	0	0
Tm-High Assists	2	2

Career Highs

Pts ... 10, 2x, last at Savannah St., 12/21/16
Rebs 5 at Savannah St., 12/21/16
Stls 3 at Texas, 12/1/16
Assts 6, 3x, last vs. Alabama, 1/1/17
Min 30 at Texas, 12/1/16

SEC Career Highs

Pts 7 vs. Alabama, 1/1/17
Rebs 1 vs. Alabama, 1/1/17
Stls 1 vs. Alabama, 1/1/17
Assts 6 vs. Alabama, 1/1/17
Min 25 vs. Alabama, 1/1/17

2016-17 Game-by-Game Stats

Opponent	Date	GS	MIN	FG-A	3FG-A	FT-A	Reb	A	TO	B	S	TP
at Ohio State	11/14		19	1-4	0-0	1-2	0	3	1	0	0	3
Hampton	11/20		16	1-4	1-3	0-0	2	2	0	1	0	3
Maine	11/21		19	2-4	0-1	0-0	2	3	2	0	1	4
Saint Peter's	11/22		14	3-5	1-3	0-0	0	1	2	1	0	7
vs. Louisville	11/27		29	0-3	0-2	0-0	0	6	1	0	0	0
at Texas	12/1		30	2-6	0-4	6-8	1	0	0	0	3	10
at Duke	12/4		25	1-2	1-1	0-0	1	1	4	0	0	3
Minnesota	12/11	*	21	3-5	3-4	0-0	1	6	3	0	0	9
Clemson	12/15		7	0-0	0-0	0-0	1	0	2	0	0	0
UCLA	12/18		19	1-2	0-0	0-2	1	1	1	0	0	2
at Sav. State	12/21		22	5-9	0-1	0-0	5	1	0	0	0	10
Alabama	1/1	*	25	3-5	1-3	0-0	1	6	1	1	1	7

Career Stats at South Carolina

Year	GP	GS	Min	Avg	FG	FGA	Pct	3FG	FGA	Pct	FT	FTA	Pct	Off	Def	Tot	Avg	PF	FO	A	TO	Blk	Stl	Pts	Avg
2016-17	12	2	246	20.5	22	49	.449	7	22	.318	7	12	.583	2	13	15	1.3	10	0	30	17	3	5	58	4.8



MIKIAH HERBERT HARRIGAN #21

6-2 • Fr. • Forward • Pembroke Pines, Fla./Flanagan
Major: Criminal Justice

This Season's Highlights

- Providing good minutes off the bench in every game this season
- Third on the team in rebounding average
- Has averaged 3.3 blocks over her last three games to move into a tie for sixth in the SEC with 1.5 bpg on the season
- Protected the rim in the second half in her SEC debut against Alabama (Jan. 1) with four blocks in the final 20 minutes, including one on back-to-back Crimson Tide possessions late in the contest
- Contributed timely blocks against #9/9 UCLA (Dec. 18), denying a last-second Bruin field goal at the end of the first half before recording blocks on back-to-back possessions during Carolina's key third-quarter run
- Netted five of her 11 points against #4/4 Louisville (Nov. 27) in the final 1:24 of the first half to send the Gamecocks into the locker room with an eight-point lead they would not relinquish

Prior to South Carolina

- Ranked as the No. 12 forward in the 2016 Class
- Helped team to four district championships
- Named 2016 8A Player of the Year by the Florida Basketball Coaches Association (FBCA)
- Was a two-time FBCA All-State selection

Miscellaneous

	Season	Career
10+ Points	2	2
10+ Rebounds	0	0
Tm-High Points	0	0
Tm-High Rebs	0	0

Career Highs

Pts	13 vs. Maine, 11/21/16
Rebs	8 vs. Maine, 11/21/16
Blks	4 vs. Alabama, 1/1/17
Scls	2 vs. Saint Peter's, 11/22/16
Min	25 vs. Saint Peter's, 11/22/16

SEC Career Highs

Pts	4 vs. Alabama, 1/1/17
Rebs	5 vs. Alabama, 1/1/17
Blks	4 vs. Alabama, 1/1/17
Scls	1 vs. Alabama, 1/1/17
Min	20 vs. Alabama, 1/1/17

2016-17 Game-by-Game Stats

Opponent	Date	GS	MIN	FG-A	3FG-A	FT-A	Reb	A	TO	B	S	TP
at Ohio State	11/14	22	2-2	0-0	0-1	5	0	5	1	1	4	
Hampton	11/20	17	4-9	0-0	0-0	7	2	0	2	1	8	
Maine	11/21	24	5-8	0-0	3-5	8	2	0	0	0	13	
Saint Peter's	11/22	25	4-11	0-2	1-2	4	0	2	2	2	9	
vs. Louisville	11/27	17	3-5	0-0	5-5	2	1	0	1	1	11	
at Texas	12/1	18	1-4	0-0	0-1	4	2	0	0	0	2	
at Duke	12/4	8	0-0	0-0	0-0	3	1	0	0	0	0	
Minnesota	12/11	17	1-4	0-0	3-4	3	2	1	0	1	5	
Clemson	12/15	15	2-4	0-0	4-4	5	0	2	2	0	8	
UCLA	12/18	23	1-3	0-0	0-0	7	0	2	3	1	2	
at Sav. State	12/21	22	1-5	0-0	1-2	6	0	3	3	0	3	
Alabama	1/1	20	2-6	0-0	0-0	5	1	2	4	1	4	

Career Stats at South Carolina

Year	GP	GS	Min	Avg	FG	FGA	Pct	3FG	FGA	Pct	FT	FTA	Pct	Off	Def	Tot	Avg	PF	FO	A	TO	Blk	Stl	Pts	Avg
2016-17	12	0	228	19.0	26	61	.426	0	2	.000	17	24	.708	21	38	59	4.9	18	1	11	17	18	8	69	5.8



VICTORIA PATRICK

#0

5-9 • Fr. • Guard • Orlando, Fla. • Edgewater
Major: Biology

This Season's Highlights

- Played in nine games this season
- Matched her season high with 15 minutes at Savannah State (Dec. 21)

Prior to South Carolina

- Ranked as the No. 25 guard in the Class of 2016
- Helped team to 2014 state championship
- Earned First-Team All-Metro West and All-Area honors from the *Orlando Sentinel* in 2016
- Led team with 15.8 points per game as a senior, helping team to state semifinals

Career Highs

Pts 4, 2x, last at Savannah St., 12/21/16
Rebs..... 2, 3x, last vs. Alabama, 1/1/17
3FGs.. 1, 5x, last at Savannah St., 12/21/16
Stls..... 2 vs. Saint Peter's, 11/22/16
Min. 15, 2x, last at Savannah St., 12/21/16

SEC Career Highs

Pts 3 vs. Alabama, 1/1/17
Rebs..... 2 vs. Alabama, 1/1/17
3FGs.....
Stls..... 1 vs. Alabama, 1/1/17
Min..... 10 vs. Alabama, 1/1/17

2016-17 Game-by-Game Stats

Opponent	Date	GS	MIN	FG-A	3FG-A	FT-A	Reb	A	TO	B	S	TP
at Ohio State	11/14		1	0-0	0-0	0-0	0	0	0	0	0	0
Hampton	11/20		11	1-5	1-3	1-2	2	1	1	0	0	4
Maine	11/21		10	1-3	1-3	0-0	1	0	0	0	0	3
Saint Peter's	11/22		15	1-4	1-4	0-0	0	1	1	0	2	3
vs. Louisville	11/27		3	0-0	0-0	0-0	0	0	0	0	0	0
at Texas	12/1					— DNP —						
at Duke	12/4					— DNP —						
Minnesota	12/11		7	1-1	1-1	0-0	0	0	0	1	0	3
Clemson	12/15		4	0-1	0-0	0-0	0	0	0	0	0	0
UCLA	12/18					— DNP —						
at Sav. State	12/21		15	1-4	1-4	1-3	2	2	1	0	0	4
Alabama	1/1		10	1-2	0-1	1-2	2	0	0	0	1	3

Career Stats at South Carolina

Year	GP	GS	Min	Avg	FG	FGA	Pct	3FG	FGA	Pct	FT	FTA	Pct	Off	Def	Tot	Avg	PF	FO	A	TO	Blk	Stl	Pts	Avg
2016-17	9	0	76	8.4	6	20	.300	5	16	.313	3	7	.429	2	5	7	0.8	3	0	4	3	1	3	20	2.2



A'JA WILSON

#22

6-5 • Jr. • Forward • Hopkins, S.C. • Heathwood Hall
Major: Broadcasting

Career Highlights

Rated No. 1 player in the nation by espnW (2016-17)
Wooden Award Preseason Top 30 (2016-17)
Naismith Trophy Top 50 Preseason Watch List (2016-17)
Wade Watch List (2016-17)
Preseason All-America First Team (AP, espnW, Athlon, Lindy's, Sporting News)
Preseason SEC Player of the Year (Media, Coaches)
2016 Naismith, Wooden and Wade Trophy Finalist
2016 All-America First Team (AP, WBCA, USBWA, ESPN, Wooden Award)
2016 SEC Player of the Year (Coaches, AP)
2016 SEC Defensive Player of the Year (Coaches)

SEC Tournament All-Tournament Team
Two-time All-SEC First Team (2015, 2016)
2015 USA Basketball Female Athlete of the Year
2015 Rainbow Wahine Showdown Tournament MVP
Four-time SEC Player of the Week
2015 All-America (Third Team, AP; Hon. Men, WBCA)
2015 SEC Freshman of the Year (Coaches, AP)
2015 SEC All-Freshman Team
USBWA National Freshman of the Week (Dec. 1-7)
Five-time SEC Freshman of the Week
2014 Nat'l HS Player of the Year (WBCA, Naismith, Parade)
2014 McDonald's and Parade (HS) All-America

Miscellaneous

	Season	Career
Double-Double	3	22
30+ Points	1	1
20+ Points	4	16
10+ Points	11	68
10+ Rebounds	3	23
5+ Blocks	0	7
Tm-High Points	7	37
Tm-High Rebs.	3	26
Tm-High Assists	1	2

This Season's Highlights

- Selected to be a team captain this season
- Holds school record for career blocked shots (194)
- Is second in the SEC and 37th in the nation in blocked shots per game (2.2) while ranking in the top five in the league in scoring (4th) and field goal percentage (5th)
- Provided the offense for the Gamecocks in the early going against Alabama (Jan. 1), netting seven first-quarter points before scoring Carolina's first six points of the second period
- Grabbed 11 of her 13 rebounds against #9/9 UCLA (Dec. 18) in the second half after limited first-half minutes due to foul trouble with eight of those coming in the fourth quarter to keep the Bruins at bay
- Dominant performance at #14/15 Texas (Dec. 1), delivering on both ends of the court with a career-high 31 points with nine in the fourth quarter, including two crucial putbacks that stifled any chance of a Longhorn comeback ... also effective on defensive end with a team-high four blocks and three steals
- Scored 11 of her team-high 17 points against #4/4 Louisville (Nov. 27) in first half to help build eight-point halftime lead ... also handed out career-best five assists
- Added two blocked shots to her double-digit scoring effort against Saint Peter's (Nov. 22) to break the school record for career blocked shots

Career Highlights

- Finalist for all three national player of the year awards, consensus first-team All-American in 2015-16 -- only returning Naismith Trophy finalist this season
- Second player in league history to earn SEC Player of the Year and SEC Defensive Player of the Year in the same season (2016)
- Set school record for blocked shots in a season with 103 in 2015-16, ranking 12th in the nation
- Holds school blocked shots records for career (194), an SEC career (87) and in an SEC game (8, two times)
- Second player in program history to reach 1,000 career points as a sophomore

2016-17 Game-by-Game Stats

Opponent	Date	GS	MIN	FG-A	3FG-A	FT-A	Reb	A	TO	B	S	TP
at Ohio State	11/14	*	16	1-3	0-0	3-6	3	0	3	3	0	5
Hampton	11/20	*	22	3-8	0-0	14-14	7	2	3	2	1	20
Maine	11/21	*	19	7-8	0-0	0-2	3	2	0	4	0	14
Saint Peter's	11/22	*	21	5-9	0-0	4-7	5	4	1	2	3	14
vs. Louisville	11/27	*	28	6-12	0-0	5-6	5	5	5	2	1	17
at Texas	12/1	*	38	12-18	0-0	7-11	12	0	4	4	3	31
at Duke	12/4	*	35	7-14	0-0	4-6	6	0	4	1	0	18
Minnesota	12/11	*	21	5-10	0-0	0-0	6	2	0	2	2	10
Clemson	12/15	*	31	9-17	0-0	2-4	10	4	1	2	0	20
UCLA	12/18	*	26	5-14	0-0	3-4	13	0	3	1	0	13
at Sav. State	12/21	*	23	8-10	0-0	2-4	3	1	1	1	1	18
Alabama	1/1	*	24	9-13	0-0	5-6	9	2	3	2	2	23

Career Stats at South Carolina

Year	GP	GS	Min	Avg	FG	FGA	Pct	3FG	FGA	Pct	FT	FTA	Pct	Off	Def	Tot	Avg	PF	FO	A	TO	Blk	Stl	Pts	Avg
2014-15	37	1	734	19.8	177	329	.538	1	3	.333	131	198	.662	78	165	243	6.6	72	1	37	62	65	32	486	13.1
2015-16	33	32	895	27.1	205	386	.531	0	0	—	120	166	.723	88	199	287	8.7	78	1	47	74	103	27	530	16.1
2016-17	12	12	304	25.3	77	136	.566	0	0	—	49	70	.700	29	53	82	6.8	28	1	22	28	26	13	203	16.9
Career	82	45	1933	23.6	459	851	.539	1	3	.333	300	434	.691	195	417	612	7.5	178	3	106	164	194	72	1219	14.9

Career Highs

Pts 31 at Texas, 12/1/16
Rebs 19 at Kentucky, 3/1/15
Blks 8, 2x, last vs. Texas A&M, 1/17/16
Stls 4 vs. Syracuse, 3/25/16
Assts 5 vs. Louisville, 11/27/16
Min 39 at Texas A&M, 1/31/16

Season Highs

Pts 31 at Texas, 12/1
Rebs 13 vs. UCLA, 12/18
Blks 4, 2x, last at Texas, 12/1
Stls 3, 2x, last at Texas, 12/1
Assts 5 vs. Louisville, 11/27
Min 38 at Texas, 12/1

SEC Career Highs

Pts 26 vs. LSU, 2/12/15
Rebs 19 at Kentucky, 3/1/15
Blks 8, 2x, last vs. Texas A&M, 1/17/16
Stls 2, 2x, last vs. Alabama, 1/1/17
Assts 3, 4x, last at Ole Miss, 2/25/16
Min 39 at Texas A&M, 1/31/16



Official Basketball Box Score -- Game Totals -- Final Statistics
#4/3 South Carolina vs #7/6 Ohio State
 11/14/16 6 p.m. at Columbus, Ohio (Value City Arena)



#4/3 South Carolina 92 • 1-0

#	Player	Total		3-Ptr		Rebounds			PF	TP	A TO		Blk	Stl	Min
		FG-FGA	FG-FGA	FG-FGA	FG-FGA	Off	Def	Tot			TO	Blk			
22	WILSON, A'ja	f	1-3	0-0	3-6	0	3	3	5	5	0	3	3	0	16
41	COATES, Alaina	c	4-7	0-0	2-4	4	9	13	3	10	3	2	1	0	31
01	CUEVAS-MOORE, Bianca	g	3-7	0-2	3-4	0	2	2	4	9	2	1	0	3	22
03	DAVIS, Kaela	g	10-21	4-6	13-28	2	8	10	3	37	5	5	0	3	36
10	GRAY, Alisha	g	10-18	0-3	4-8	1	6	7	2	24	3	0	0	2	38
00	PATRICK, Victoria		0-0	0-0	0-0	0	0	0	0	0	0	0	0	0	1
04	CLINEY, Doniyah		0-2	0-0	0-0	1	0	1	0	0	0	0	0	0	13
12	BRADSHAW, Araion		0-0	0-0	0-0	0	0	0	0	0	0	0	0	0	1
15	DAVIS, Tiffany		0-0	0-0	0-0	0	0	0	0	0	0	0	0	0	1
21	HERBERT HARRIGAN,		2-2	0-0	0-1	2	3	5	4	4	0	5	1	1	22
52	HARRIS, Tyasha		1-4	0-0	1-2	0	0	0	1	3	3	1	0	0	19
Team						4	3	7							
Totals			31-64	4-11	26-41	14	34	48	22	92	16	17	5	9	200

1st - FG %: 5-19 26.3% 2nd: 10-19 52.6% 3rd: 8-14 57.1% 4th: 8-12 66.7% Game: 31-64 48.4% Deadball Rebounds 9
 3FG %: 0-3 0.0% 2-4 50.0% 1-3 33.3% 1-1 100.0% 4-11 36.4%
 FT %: 7-11 63.6% 5-9 55.6% 6-10 60.0% 8-11 72.7% 26-41 63.4%

#7/6 Ohio State 80 • 1-1

#	Player	Total		3-Ptr		Rebounds			PF	TP	A TO		Blk	Stl	Min
		FG-FGA	FG-FGA	FG-FGA	FG-FGA	Off	Def	Tot			TO	Blk			
01	Stephanie Mavunga	f	4-6	0-1	3-5	4	5	9	5	11	1	6	3	0	30
32	Shayla Cooper	f	6-12	1-4	2-4	2	3	5	2	15	0	2	0	0	30
03	Kelsey Mitchell	g	9-20	3-11	6-7	0	3	3	4	27	4	4	1	0	37
04	Sierra Calhoun	g	5-14	2-7	6-7	3	0	3	3	18	0	1	0	0	29
20	Asia Doss	g	2-9	1-4	0-0	0	4	4	4	5	4	0	0	2	32
00	Tori McCoy		0-2	0-0	0-0	0	1	1	5	0	0	0	1	0	9
22	Alexa Hart		0-4	0-0	0-0	0	3	3	2	0	0	3	0	0	15
23	Kiera Lewis		2-3	0-0	0-1	0	2	2	1	4	1	0	0	0	8
24	Makayla Waterman		0-0	0-0	0-0	1	2	3	3	0	0	1	0	0	10
Team						1	2	3							
Totals			28-70	7-27	17-24	11	25	36	29	80	10	17	5	2	200

1st - FG %: 7-19 36.8% 2nd: 8-18 44.4% 3rd: 5-11 45.5% 4th: 8-22 36.4% Game: 28-70 40.0% Deadball Rebounds 4
 3FG %: 2-7 28.6% 2-7 28.6% 1-3 33.3% 2-10 20.0% 7-27 25.9%
 FT %: 2-4 50.0% 3-3 100.0% 9-12 75.0% 17-24 70.8%

Officials: Tina Napier, Felicia Grinter, Jesse Dickerson
 Technical fouls: #4/3 South Carolina-None. #7/6 Ohio State-TEAM.
 Attendance: 6683

Score by periods	1st	2nd	3rd	4th	Total
#4/3 South Carolina	17	27	23	25	92
#7/6 Ohio State	18	21	20	21	80

Points	In Paint	Off T/O	2nd Chance	Fast Break	Bench
SC	44	16	13	18	7
OSU	30	17	12	12	4

Last FG - SC 4th-00:53, OSU 4th-00:11.
 Largest lead - SC by 16 4th-00:53, OSU by 3 1st-00:46.
 SC led for 33:58, OSU led for 02:54. Game was tied for 03:04.

Score tied - 1 time.
 Lead changed - 6 times.



Official Basketball Box Score -- Game Totals -- Final Statistics
Hampton vs #4/3 South Carolina
 11/20/16 3 p.m. at Columbia, S.C./Colonial Life Arena



Hampton 38 • 0-4

#	Player	Total		3-Ptr		Rebounds			PF	TP	A TO		Blk	Stl	Min
		FG-FGA	FG-FGA	FG-FGA	FG-FGA	Off	Def	Tot			TO	Blk			
04	BROWN, Jephany	f	4-13	1-4	0-0	0	9	9	4	9	0	1	1	2	34
31	LUPOE, Kaylah	f	2-3	0-0	0-0	1	1	2	5	4	0	4	1	0	21
00	TATE-DEFREITAS, Malia	g	3-15	1-3	3-6	2	3	5	2	10	5	5	0	0	35
02	FINNEY-SMITH, Monnaz	g	0-3	0-1	0-0	0	1	1	5	0	1	1	0	0	10
03	GILBEAUX, Georgianna	g	0-1	0-0	0-0	0	1	1	0	0	0	2	0	0	8
01	JAMES, Delane		0-0	0-0	0-0	0	1	1	0	0	0	0	0	0	3
00	STROTHERS, Adria		3-7	2-3	1-2	0	0	0	1	9	0	1	0	0	14
10	WILLIS, K'lynn		0-3	0-2	0-0	0	0	0	0	0	0	1	0	1	9
14	BATES, Ashley		1-2	0-0	2-2	1	2	3	3	4	1	2	0	0	19
20	BANKHEAD, Mariah		1-6	0-0	0-0	1	2	3	3	2	0	2	1	0	19
21	SAYLE, Mikayla		0-0	0-0	0-0	0	0	0	0	0	0	0	0	0	1
22	SEALEY, Chenya		0-1	0-1	0-0	0	0	0	0	0	0	1	0	0	10
23	WHITE, Niaya		0-4	0-1	0-2	2	0	2	1	0	0	1	0	0	5
33	GREEN, Chanel		0-0	0-0	0-0	0	0	0	2	0	2	1	0	0	12
Team						6	1	7							
Totals			14-58	4-15	6-12	14	22	36	26	38	9	24	3	3	200

1st - FG %: 1-4 25.0% 2nd: 3-12 25.0% 3rd: 2-16 12.5% 4th: 2-15 13.3% Game: 14-58 24.1% Deadball Rebounds 5,1
 3FG %: 1-4 25.0% 2-3 66.7% 1-4 25.0% 0-4 0.0% 4-15 26.7%
 FT %: 0-0 0.0% 3-4 75.0% 1-6 50.0% 0-2 0.0% 6-12 50.0%

#4/3 South Carolina 92 • 2-0

#	Player	Total		3-Ptr		Rebounds			PF	TP	A TO		Blk	Stl	Min
		FG-FGA	FG-FGA	FG-FGA	FG-FGA	Off	Def	Tot			TO	Blk			
22	WILSON, A'ja	f	3-8	0-0	14-14	2	5	7	4	20	2	3	2	1	22
41	COATES, Alaina	c	12-16	0-0	4-7	7	9	16	1	28	1	0	2	1	24
01	CUEVAS-MOORE, Bianca	g	1-5	1-2	1-2	1	0	1	2	4	1	0	1	2	16
03	DAVIS, Kaela	g	1-9	1-5	0-0	2	5	7	4	3	5	2	0	1	30
10	GRAY, Alisha	g	4-9	2-7	6-7	0	1	1	0	16	4	0	0	2	24
00	PATRICK, Victoria		1-5	1-3	1-2	1	1	2	0	4	1	1	0	0	11
04	CLINEY, Doniyah		1-2	0-0	0-0	0	1	1	0	2	0	2	0	2	17
12	BRADSHAW, Araion		0-0	0-0	0-0	0	1	1	1	0	1	0	0	2	10
15	DAVIS, Tiffany		1-3	0-1	2-3	1	1	2	0	4	0	0	0	0	13
21	HERBERT HARRIGAN, M.		4-9	0-0	0-0	4	3	7	0	8	2	0	2	1	17
52	HARRIS, Tyasha		1-4	1-3	0-0	0	2	2	0	3	2	0	1	0	16
Team						2	1	3							
Totals			29-70	6-21	28-35	20	30	50	12	92	19	9	8	12	200

1st - FG %: 5-15 33.3% 2nd: 11-18 61.1% 3rd: 7-20 35.0% 4th: 6-17 35.3% Game: 29-70 41.4% Deadball Rebounds 5,1
 3FG %: 1-5 20.0% 2-5 40.0% 1-4 25.0% 2-7 28.6% 6-21 28.6%
 FT %: 10-12 83.3% 8-10 80.0% 4-4 100.0% 6-9 66.7% 28-35 80.0%

Officials: Frank Steratore, Klim Thebo, Angel Stanton
 Technical fouls: Hampton-None. #4/3 South Carolina-None.
 Attendance: 11795

Score by periods	1st	2nd	3rd	4th	Total
Hampton	15	11	8	4	38
#4/3 South Carolina	21	32	19	20	92

Points	In Paint	Off T/O	2nd Chance	Fast Break	Bench
HU	20	2	7	3	15
SC	46	35	23	12	21

Last FG - HU 4th-00:40, SC 4th-01:43.
 Largest lead - HU by 3 1st-09:27, SC by 54 4th-01:43.
 HU led for 02:26, SC led for 36:36. Game was tied for 00:33.

Score tied - 1 time.
 Lead changed - 1 time.



Official Basketball Box Score -- Game Totals -- Final Statistics
Maine vs #3/3 South Carolina
 11/21/16 7:23 pm at Columbia, S.C./Colonial Life Arena



Maine 42 • 2-3

#	Player		Total		3-Ptr		Rebounds			PF	TP	A	TO	Blk	Stl	Min
			FG-FGA	FG-FGA	FG-FGA	FT-FTA	Off	Def	Tot							
13	Sole, Laia	f	0-7	0-0	0-0	0	4	4	2	0	3	3	0	0	26	
03	Caceres, Naira	f	3-5	0-1	1-2	0	1	1	1	7	0	3	0	0	27	
22	Millan, Blanca	g	1-8	1-7	0-0	0	1	1	2	3	0	0	1	0	19	
23	Sutton, Tanesha	g	0-3	0-0	2-2	3	1	4	4	2	0	3	0	2	24	
42	Koizar, Sigi	g	2-6	0-2	0-0	0	3	3	0	4	2	1	0	1	31	
04	McVicar, Maddy		0-1	0-1	0-0	0	0	0	0	0	0	0	0	0	2	
05	Stojasavljevic, T.		0-2	0-0	2-3	0	0	0	3	2	0	0	0	0	4	
10	Brosseau, Julie		4-5	3-4	0-0	1	1	2	1	11	0	0	0	0	14	
21	Jones, Sheraton		0-1	0-1	0-0	0	2	2	0	0	0	0	0	0	8	
31	Kelava, Anita		3-8	1-4	0-0	0	2	2	2	7	1	0	1	0	23	
32	Hernandez Pepe, I.		0-2	0-0	0-0	1	1	2	0	0	1	0	0	1	7	
33	Johnson, Kirsten		1-3	0-0	2-2	0	1	1	0	4	2	0	0	0	8	
51	Wadling, Fanny		1-5	0-2	0-0	0	0	0	0	2	0	2	0	0	7	
	Team					3	2	5			1					
	Totals		15-56	5-22	7-9	8	19	27	15	42	9	13	2	4	200	



Official Basketball Box Score -- Game Totals -- Final Statistics
#4/4 Louisville vs #3/3 South Carolina
 11/27/16 1:00 pm at MassMutual Center



#4/4 Louisville 59 • 6-1

#	Player	Total		3-Ptr		Rebounds			PF	TP	A TO Blk Stl				Min
		FG-FGA	FG-FGA	FT-FTA	Off	Def	Tot	A			TO	Blk	Stl		
02	HINES-ALLEN, Myisha	* 1-8	0-3	0-0	4	2	6	5	2	0	3	0	0	20	
04	MOORE, Mariya	* 4-13	3-8	6-7	1	2	3	1	17	2	5	0	0	33	
15	JOHNSON, Taylor	* 1-5	0-1	0-0	0	3	3	1	2	6	2	1	0	20	
25	DURR, Asia	* 5-10	3-5	0-0	0	2	2	0	13	0	3	1	2	33	
40	JOHNSON, Ciera	* 0-4	0-0	0-0	1	1	2	5	0	0	3	0	0	19	
00	JACKSON, Briahanna	5-8	0-1	0-1	0	1	1	4	10	3	1	0	1	21	
03	FUEHRING, Sam	1-3	0-0	0-0	1	0	1	2	2	1	1	0	0	10	
10	ZAMBROTTA, Sydney	0-0	0-0	0-0	0	0	0	0	0	1	0	0	0	3	
13	WALTON, Cortnee	1-2	0-0	0-0	1	2	3	2	2	0	1	0	0	14	
21	SHOOK, Kylee	2-2	0-0	0-0	1	1	2	5	4	1	0	0	0	10	
22	JONES, Brianna	0-0	0-0	0-0	0	0	0	0	0	0	0	0	0	3	
23	JONES, Jazmine	3-5	0-0	0-0	0	2	2	2	6	0	1	0	0	11	
24	LAEMMLE, Jessica	0-0	0-0	1-2	0	0	0	0	1	0	0	0	0	2	
33	DUNHAM, Bianca	0-0	0-0	0-0	0	0	0	0	0	0	0	0	0	1	
Team						0	4	4							
Totals		23-60	6-18	7-10	9	20	29	27	59	14	17	5	3	200	
1st - FG %:		8-14	57.1%	2nd: 2-10	20.0%	3rd: 6-21	28.6%	4th: 7-15	46.7%	Game: 23-60	38.3%	Deadball			
3FG %:		4-4	100.0%	0-3	0.0%	2-9	22.2%	0-2	0.0%	6-18	33.3%	Rebounds			
FT %:		0-0	0.0%	5-6	83.3%	1-1	100.0%	1-3	33.3%	7-10	70.0%	1			

#3/3 South Carolina 83 • 5-0

#	Player		Total		3-Ptr		Rebounds			PF	TP	A TO Blk Stl				Min
			FG-FGA	FG-FGA	FT-FTA	Off	Def	Tot	A			TO	Blk	Stl		
22	WILSON, A'ja	f	6-12	0-0	5-6	2	3	5	2	17	5	5	2	1	28	
41	COATES, Alaina	c	5-9	0-0	7-9	6	8	14	2	17	1	3	1	4	31	
01	CUEVAS-MOORE, Bianca	g	1-6	0-3	2-2	0	1	1	4	4	3	0	0	1	17	
03	DAVIS, Kaela	g	5-10	3-5	0-0	1	7	8	3	13	1	1	0	0	20	
10	GRAY, Alisha	g	7-12	2-5	1-1	1	2	3	2	17	0	0	0	0	22	
00	PATRICK, Victoria		0-0	0-0	0-0	0	0	0	0	0	0	0	0	0	3	
04	CLINEY, Doniyah		0-1	0-1	3-6	1	3	4	4	3	0	3	0	0	20	
12	BRADSHAW, Araion		0-1	0-0	0-0	0	0	0	0	0	0	0	0	0	4	
15	DAVIS, Tiffany		0-1	0-1	1-2	0	2	2	0	1	1	0	0	0	9	
21	HERBERT HARRIGAN, M.		3-5	0-0	5-5	0	2	2	1	11	1	0	1	1	17	
52	HARRIS, Tyasha		0-3	0-2	0-0	0	0	0	1	0	6	1	0	0	29	
Team						5	2	7								
Totals			27-60	5-17	24-31	16	30	46	19	83	17	13	4	7	200	
1st - FG %:			8-18	44.4%	2nd: 5-11	45.5%	3rd: 8-18	44.4%	4th: 6-13	46.2%	Game: 27-60	45.0%	Deadball			
3FG %:			1-5	20.0%	0-3	0.0%	4-7	57.1%	0-2	0.0%	5-17	29.4%	Rebounds			
FT %:			1-2	50.0%	9-14	64.3%	7-7	100.0%	7-8	87.5%	24-31	77.4%	4			
Officials: Joe Vasizly, Margaret Tieman, Tim Greene																
Technical fouls: #4/4 Louisville none. #3/3 South Carolina-TEAM.																
Attendance: 1812																

Officials: Joe Vaszily, Margaret Tieman, Tim Greene

Technical fouls: #4/4 Louisville-None. #3/3 South Carolina-TEAM.

Attendance: 1812

Score by periods	1st	2nd	3rd	4th	Total
#4/4 Louisville	20	9	15	15	59
#3/3 South Carolina	18	19	27	19	83

Points	In Paint	Off T/O	2nd Chance	Fast Break	Bench
LOU	24	15	5	2	25
SC	40	18	20	14	15

Last FG - LOU 4th-00:04, SC 4th-00:51.

Largest lead - LOU by 4 1st-03:16, SC by 28 4th-03:55.

LOU led for 04:40. SC led for 32:17. Game was tied for 02:03.

Score tied - 5 times.
Lead changed - 2 times.



Official Basketball Box Score -- Game Totals -- Final Statistics
#3/3 South Carolina vs #14/15 Texas
 12/01/16 6:02 P.M. at Austin, TX (Frank Erwin Center)



#3/3 South Carolina 76 • 6-0

#	Player		Total		3-Ptr		Rebounds			PF	TP	A TO Blk Stl				Min
			FG	FGA	FG	FGA	FT	FTA	Off			Def	Total	A	TO	
22	WILSON, A'ja	f	12-18	0-0	7-11	5	7	12	3	31	0	4	4	3	38	
41	COATES, Alaina	c	0-2	0-0	6-8	3	4	7	4	6	0	0	2	0	22	
01	CUEVAS-MOORE, Bianca	g	2-9	0-1	3-4	0	0	0	1	7	2	1	0	2	19	
03	DAVIS, Kaela	g	3-6	2-4	4-4	0	3	3	2	12	1	5	0	2	34	
10	GRAY, Alisha	g	2-7	0-1	4-4	0	4	4	4	8	0	3	0	0	35	
04	CLINEY, Doniyah		0-0	0-0	0-0	0	0	0	2	0	0	0	0	0	4	
21	HERBERT HARRIGAN,		1-4	0-0	0-1	1	3	4	1	2	2	0	0	0	18	
52	HARRIS, Tyasha		2-6	0-4	6-8	0	1	1	1	10	0	0	0	3	30	
	Team					2	4	6								
Totals			22-52	2-10	30-40	11	26	37	18	76	5	13	6	10	200	
1st - FG %:			6-14	42.9%	2nd: 5-13	38.5%	3rd: 5-12	41.7%	4th: 6-13	46.2%	Game: 22-52	42.3%	Deadball			
3FG %:			0-2	0.0%	0-0	0.0%	2-4	50.0%	0-4	0.0%	2-10	20.0%	Rebounds			
FT %:			2-3	66.7%	9-14	64.3%	10-12	83.3%	9-11	81.8%	30-40	75.0%	6			

#14/15 Texas 67 • 2-3

#	Player	Total		3-Ptr		Rebounds			PF	TP	A TO Blk Stl				Min
		FG	FGA	FG	FGA	FT	FTA	Off			Def	Tot	A	TO	
24	Holmes, Joyner	f	5-11	0-1	1-4	2	2	4	4	11	1	3	0	0	25
40	Lang, Kelsey	c	7-10	0-0	1-2	5	7	12	4	15	1	4	6	0	27
11	McCarty, Brooke	g	3-9	1-4	0-0	1	1	2	3	7	3	2	0	1	39
20	Taylor, Brianna	g	0-6	0-1	0-0	2	3	5	2	0	1	2	0	2	24
28	Atkins, Ariel	g	5-14	2-4	2-2	0	1	1	4	14	4	1	1	1	33
01	Sutton, Alecia		1-1	0-0	0-0	0	0	0	0	1	2	1	1	0	1
05	Hosey, Jordan		3-5	0-1	0-0	0	0	0	0	6	0	1	0	0	10
10	Higgs, Lashann		2-7	0-0	3-4	2	1	3	3	7	1	0	0	1	18
14	Aborowa, Olamide		0-0	0-0	0-0	0	0	0	0	1	0	0	1	0	2
22	Foman, Tasia		0-1	0-0	0-0	2	1	3	2	0	0	0	0	0	5
31	Caron-Goudreau, A.		2-4	1-2	0-2	2	3	5	5	5	1	2	2	0	16
Team						3	2	5							
Totals			28-68	4-13	7-14	19	21	40	29	67	13	17	9	5	200
1st - FG %:		7-15	46.7%	2nd: 6-17	35.3%	3rd: 8-17	47.1%	4th: 7-19	36.8%	Game: 28-68		41.2%	Deadball		
3FG %:		1-1	100.0%	2-4	50.0%	1-3	33.3%	0-5	0.0%	4-13		30.8%	Rebounds		
FT %:		1-2	50.0%	0-0	0.0%	2-8	25.0%	4-4	100.0%	7-14		50.0%	2,2		

Officials: Lisa Mattingly, Scott Yarbrough, Felicia Grinter

Technical fouls: #3/3 South Carolina-None. #14/15 Texas-None.

Attendance: 3330

Score by periods	1st	2nd	3rd	4th	Total
#3/3 South Carolina	14	19	22	21	76
#14/15 Texas	16	14	19	18	67

Points	In Paint	Off T/O	2nd Chance	Fast Break	Bench
SC	34	14	14	2	12
UT	30	7	16	8	20

Last FG - SC 4th-02:00, UT 4th-00:14.

Largest lead - SC by 11 4th-00:47, UT by 4 1st-07:39.

SC led for 18:07. UT led for 15:25. Game was tied for 06:28.

Score tied - 8 times.
Lead changed - 5 times.



Official Basketball Box Score -- Game Totals -- Final Statistics
#3/3 South Carolina vs Duke
 12/04/16 2:00 PM at Durham, N.C. (Cameron Indoor Stadium)



#3/3 South Carolina 63 • 6-1

||
||
||



Official Basketball Box Score -- Game Totals -- Final Statistics
Clemson vs #6/6 South Carolina
 12/15/16 7 p.m. at Columbia, S.C./Colonial Life Arena



Clemson 61 • 8-2

#	Player		Total		3-Ptr		Rebounds			PF	TP	A TO Blk Stl				Min
			FG	FGA	FG	FGA	FT	FTA	Off			Def	Tot	A	TO	
20	Sirah Diarra	f	1-2	0-0	0-0		1	4	5	4	2	1	3	1	0	28
24	Ivy Attkins	f	0-2	0-0	0-0		1	4	5	1	0	0	0	0	0	18
00	Nelly Perry	g	6-20	0-4	8-11		1	3	4	3	20	2	1	0	2	35
05	Danielle Edwards	g	5-12	0-1	1-2		3	1	4	3	11	1	1	1	1	35
33	Alexis Carter	g	5-13	0-1	0-0		0	2	2	3	10	0	2	0	0	28
03	Victoria Cardaci		2-3	2-3	1-2		1	1	2	2	7	0	1	0	0	21
12	Aliyah Collier		0-1	0-1	0-0		0	0	0	2	0	0	2	0	0	3
15	Jaia Alexander		2-8	0-1	7-8		1	4	5	2	11	1	1	0	2	30
32	Chyna Cotton		0-0	0-0	0-0		0	0	0	0	0	0	0	0	0	2
Team							3	0	3							
Totals				21-61	2-11	17-23	11	19	30	20	61	5	11	2	5	200
1st - FG %: 7-15 46.7% 2nd: 5-15 33.3% 3rd: 3-15 20.0% 4th: 6-16 37.5% Game: 21-61 34.4% Deadball Rebounds 3																
3FG %: 0-1 0.0% 1-3 33.3% 0-2 0.0% 1-5 20.0% FT %: 2-11 18.2%																
FT %: 2-2 100.0% 1-2 50.0% 9-10 90.0% 5-9 55.6% 17-23 73.9%																

#6/6 South Carolina 83 • 8-1

#	Player		Total		3-Ptr		Rebounds			PF	TP	A TO Blk Stl				Min
			FG-FGA	FG-FGA	FT-FTA	Off	Def	Tot	A			TO	Blk	Stl		
22	WILSON, A'ja	f	9-17	0-0	2-4	4	6	10	2	20	4	1	2	0	31	
41	COATES, Alaina	c	8-10	0-0	3-4	4	6	10	2	19	3	2	4	2	30	
01	CUEVAS-MOORE, Bianca	g	1-3	1-3	1-2	0	2	2	1	4	4	2	1	1	26	
03	DAVIS, Kaela	g	6-16	2-7	3-4	2	1	3	5	17	4	3	0	0	28	
10	GRAY, Allisha	g	3-10	1-3	1-2	1	1	2	2	8	1	0	2	2	27	
00	PATRICK, Victoria	g	0-1	0-0	0-0	0	0	0	1	0	0	0	0	0	4	
04	CLINEY, Doniyah	g	2-4	0-0	3-5	3	6	9	1	7	1	1	0	1	19	
12	BRADSHAW, Araion	g	0-0	0-0	0-0	1	0	1	0	1	0	0	0	0	9	
15	DAVIS, Tiffany	g	0-2	0-1	0-0	0	0	0	1	0	0	0	0	0	4	
21	HERBERT HARRIGAN,	g	2-4	0-0	4-4	1	4	5	2	8	0	2	2	0	15	
52	HARRIS, Tyasha	g	0-0	0-0	0-0	0	1	1	1	0	0	2	0	0	7	
Team						3	3	6								
Totals			31-67	4-14	17-25	19	30	49	19	83	18	13	11	6	200	

Officials: Dee Kantner, Felicia Grinter, Roy Gulbeyan
 Technical fouls: Clemson-None. #6/6 South Carolina-None.
 Attendance: 11916

Score by periods	1st	2nd	3rd	4th	Total
Clemson	16	12	15	18	61
#6/6 South Carolina	22	16	21	24	83

Last FG - CU 4th-04:41, SC 4th-03:04.
 Largest lead - CU by 2 1st-07:57, SC by 23 4th-01:52.
 CU led for 01:05. SC led for 36:32. Game was tied for 02:23.

In	Paint	Off	2nd	Fast	Bench
CU	26	6	8	4	18
SC	50	10	21	13	15

Score tied - 3 times.
 Lead changed - 2 times.



Official Basketball Box Score -- Game Totals -- Final Statistics
#6/6 South Carolina vs Savannah State
 12/21/16 7 p.m. at Tiger Arena (Savannah, Ga.)



#6/6 South Carolina 70 • 10-1

#	Player		Total		3-Ptr		Rebounds			PF	TP	A TO Blk Stl				Min
			FG-FGA	FG-FGA	FT-FTA	Off	Def	Tot	A			TO	Blk	Stl		
22	WILSON, A'ja	f	8-10	0-0	2-4	1	2	3	0	18	1	1	1	1	23	
41	COATES, Alaina	c	3-5	0-0	3-4	3	4	7	2	9	2	1	0	0	21	
01	CUEVAS-MOORE, Bianca	g	1-4	1-2	0-0	0	3	3	1	3	5	0	0	2	19	
03	DAVIS, Kaela	g	3-9	0-3	0-0	1	3	4	1	6	3	1	0	2	21	
10	GRAY, Allisha	g	6-10	0-1	0-1	2	2	4	1	12	4	1	2	5	21	
00	PATRICK, Victoria	g	1-4	1-4	1-3	0	2	2	0	4	2	1	0	0	15	
04	CLINEY, Doniyah	g	1-2	0-0	1-2	3	4	7	1	3	0	2	0	1	21	
12	BRADSHAW, Araion	g	1-4	0-2	0-0	0	1	1	2	2	1	0	0	1	15	
21	HERBERT HARRIGAN,	g	1-5	0-0	1-2	3	3	6	0	3	0	3	3	0	22	
52	HARRIS, Tyasha	g	5-9	0-1	0-0	1	4	5	1	10	1	0	0	0	22	
Team						4	4	8								
Totals			30-62	2-13	8-16	18	32	50	9	70	19	10	6	12	200	
1st - 3FG %: 8-15 53.3%			2nd: 9-17 52.9%			3rd: 9-16 56.3%			4th: 4-14 28.6%			Game: 30-62 48.4%			Deadball Rebounds	
5 20.0%			0-2 0.0%			0-2 0.0%			1-5 20.0%			2-13 15.4%			8-16 50.0%	
FT %: 2-5 40.0%			2-4 50.0%			3-5 60.0%			1-2 50.0%			8-16 50.0%				

Savannah State 30 • 2-9

#	Player	Total			Rebounds			PF	TP	A	To	Blk	Stl	Min	
		FG-FGA	3-Ptr	FT-FTA	Off	Def	Tot								
32	EDWARDS,Jeremica	f	0-6	0-0	0-0	1	1	2	2	0	1	1	0	24	
44	DAVIS,Tiyonda	c	0-3	0-0	2-2	1	4	5	4	2	1	1	1	0	39
02	HENDRIX,Kenyata	g	6-16	1-8	2-2	1	3	4	1	15	1	6	0	3	40
03	SHAW,Taylor-Ashley	g	1-5	0-0	0-0	1	2	3	0	2	0	3	0	2	25
24	BROWN,Deyja	g	1-8	1-4	0-0	0	1	1	2	3	0	2	0	1	24
05	FIELDS,Laurnyn	g	0-1	0-1	0-0	0	1	1	0	0	0	1	0	0	8
10	GREEN,Kierstan	g	1-4	0-0	1-1	1	0	1	0	3	0	0	0	0	8
11	WARREN,Rhianna	g	2-6	1-2	0-0	0	1	1	0	5	0	2	0	1	12
22	GRAHAM,Charmia	g	0-2	0-0	0-0	1	2	3	0	0	0	0	0	0	16
55	PHILLIPS,Reynetta	g	0-0	0-0	0-0	0	1	1	0	0	0	0	0	0	4
Team						2	1	3							
Totals			11-51	3-15	5-5	8	17	25	9	30	3	16	1	7	200

1st	3FG %:	2-11	18.2%	2nd:	2-13	15.4%	3rd:	4-11	36.4%	4th:	3-16	18.8%	Game:	11-51	21.6%	Deadball Rebounds
		1-5	20.0%		0-3	0.0%		1-5	20.0%		1-3	33.3%		3-15	20.0%	
	FT %:	2-2	100.0%		0-0	0.0%		3-3	100.0%		0-0	0.0%		5-5	100.0%	

Officials: Alicia Walker, Carla Roberts, Roy Jackson
 Technical fouls: #6/6 South Carolina-None. Savannah State-None.
 Attendance: 1411

Score by periods	1st	2nd	3rd	4th	Total
#6/6 South Carolina	19	20	11	7	70
Savannah State	7	5	11	7	30

Last FG - SC 4th-02:14, SSU 4th-04:13.
 Largest lead - SC by 40 4th-01:23, SSU None.
 SC led for 39:42. SSU led for 00:00. Game was tied for 00:18.

Score tied - 0 times.
 Lead changed - 0 times.



Official Basketball Box Score -- Game Totals -- Final Statistics
#9/9 UCLA vs #6/6 South Carolina
 12/18/16 2 p.m. at Columbia, S.C./Colonial Life Arena



#9/9 UCLA 57 • 8-2

#	Player		Total		3-Ptr		Rebounds			PF	TP	A TO Blk Stl				Min
			FG-FGA	FG-FGA	FT-FTA	Off	Def	Tot								
25	Billings, Monique	f	4-12	0-0	4-6	5	17	22	4	12	1	2	4	0	36	
02	Korver, Kari	g	0-8	0-7	0-2	2	1	3	4	0	1	1	0	3	24	
03	Canada, Jordyn	g	6-20	0-2	3-5	2	3	5	5	15	4	3	0	1	33	
22	Burke, Kennedy	g	5-14	2-7	1-2	2	0	2	2	13	0	2	2	1	25	
23	Hayes, Kelli	g	3-9	0-0	0-0	3	1	4	2	6	0	1	0	1	30	
00	Kornet, Nicole		1-9	1-8	1-2	1	2	3	3	4	3	0	0	3	25	
04	Hearn, Ashley		1-2	0-0	0-0	0	1	1	3	2	0	0	0	1	8	
20	Williams, Dominique		0-0	0-0	0-0	0	0	0	0	0	0	0	0	1	2	
24	Hersler, Paulina		2-4	1-3	0-0	1	2	3	4	5	0	0	1	0	17	
Team						2	2	4								
Totals			22-78	4-27	9-17	18	29	47	27	57	9	9	7	11	200	

1st - FG %: 5-20 25.0%
3FG %: 1-9 11.1%
FT %: 0-2 0.0%

2nd: 5-19 26.3%
1-5 20.0%
4-8 50.0%

3rd: 5-19 26.3%
0-6 0.0%
2-3 66.7%

4th: 7-20 35.0%
2-7 28.6%
3-4 75.0%

Game: 22-78 28.2%
4-27 14.8%
9-17 52.9%

Deadball Rebounds
5,2

#6/6 South Carolina 66 • 9-1

#	Player		Total		3-Ptr		Rebounds			PF	TP	A TO Blk Stl				Min
			FG-FGA	FG-FGA	FT-FTA	Off	Def	Tot								
22	WILSON, A'ja	f	5-14	0-0	3-4	5	8	13	2	13	0	3	1	0	26	
41	COATES, Alaina	c	5-10	0-0	10-13	5	9	14	3	20	0	1	1	0	24	
01	CUEVAS-MOORE, Bianca	g	4-14	1-1	1-2	1	4	5	3	10	1	4	0	0	23	
03	DAVIS, Kaela	g	1-13	0-1	0-0	0	4	4	0	2	2	4	0	2	33	
10	GRAY, Allisha	g	4-6	0-0	3-5	0	3	3	1	11	2	0	0	0	23	
04	CLINEY, Doniyah	g	1-4	0-1	4-6	2	2	4	2	6	0	0	0	1	29	
21	HERBERT HARRIGAN,	g	1-3	0-0	0-0	2	5	7	2	2	0	2	3	1	23	
52	HARRIS, Tyasha	g	1-2	0-0	0-2	1	0	1	1	2	1	1	0	0	19	
Team						1	2	3								
Totals				22-66	1-3	21-32	17	37	54	14	66	6	15	5	4	200

1st - FG %:	2-15	13.3%	2nd: 7-16	43.8%	3rd: 10-20	50.0%	4th: 3-15	20.0%	Game: 22-66	33.3%	Deadball Rebounds
3FG %:	0-1	0.0%	1-1	100.0%	0-0	0.0%	0-1	0.0%	1-3	33.3%	
FT %:	2-6	33.3%	5-7	71.4%	3-6	50.0%	11-13	84.6%	1-3	33.3%	7,4



South Carolina Game-by-Game Highs (as of Jan 01, 2017)

All games



Opponent	Date	Score	Points	Rebounds	Assists	Steals	Blocked shots
at #7/6 Ohio State	11/14/16	92-80	37-DAVIS, Kaela	13-COATES, Alaina	5-DAVIS, Kaela	3-DAVIS, Kaela CUEVAS-MOORE,	3-WILSON, A'ja
HAMPTON	11/20/16	92-38	28-COATES, Alaina	16-COATES, Alaina	5-DAVIS, Kaela	2-CUEVAS-MOORE, GRAY, Allisha CLINEY, Doniyah BRADSHAW, Araion	2-HERBERT HARRI COATES, Alaina WILSON, A'ja
MAINE	11/21/16	79-42	14-WILSON, A'ja	14-COATES, Alaina	4-CLINEY, Doniyah	2-CLINEY, Doniyah CUEVAS-MOORE,	4-WILSON, A'ja
SAINT PETER'S	11/22/16	93-38	16-COATES, Alaina	8-GRAY, Allisha CLINEY, Doniyah	5-GRAY, Allisha	5-CUEVAS-MOORE,	2-HERBERT HARRI WILSON, A'ja
vs #4/4 Louisville	11/27/16	83-59	17-COATES, Alaina GRAY, Allisha WILSON, A'ja	14-COATES, Alaina	6-HARRIS, Tyasha	4-COATES, Alaina	2-WILSON, A'ja
at #14/15 Texas	12/01/16	76-67	31-WILSON, A'ja	12-WILSON, A'ja	2-HERBERT HARRI CUEVAS-MOORE,	3-WILSON, A'ja HARRIS, Tyasha	4-WILSON, A'ja
at Duke	12/04/16	63-74	18-WILSON, A'ja	6-DAVIS, Kaela GRAY, Allisha WILSON, A'ja	6-GRAY, Allisha	2-DAVIS, Kaela CUEVAS-MOORE,	2-COATES, Alaina
MINNESOTA	12/11/16	98-58	22-DAVIS, Kaela	11-COATES, Alaina	7-GRAY, Allisha	2-WILSON, A'ja GRAY, Allisha CUEVAS-MOORE,	4-COATES, Alaina
CLEMSON	12/15/16	83-61	20-WILSON, A'ja	10-WILSON, A'ja COATES, Alaina	4-CUEVAS-MOORE, WILSON, A'ja DAVIS, Kaela	2-COATES, Alaina GRAY, Allisha	4-COATES, Alaina
#9/9 UCLA	12/18/16	66-57	20-COATES, Alaina	14-COATES, Alaina	2-GRAY, Allisha DAVIS, Kaela	2-DAVIS, Kaela	3-HERBERT HARRI
at Savannah State	12/21/16	70-30	18-WILSON, A'ja	7-COATES, Alaina CLINEY, Doniyah	5-CUEVAS-MOORE,	5-GRAY, Allisha	3-HERBERT HARRI
ALABAMA	01/01/17	93-45	23-WILSON, A'ja	11-COATES, Alaina	6-HARRIS, Tyasha	3-COATES, Alaina	4-HERBERT HARRI



South Carolina Points-Rebounds-Assists (as of Jan 01, 2017)
All games



Opponent	Date	Score		00 PATRICK,VI	01 CUEVAS-MOO	03 DAVIS,KAE	04 CLINEY,DON	10 GRAY,ALLIS	12 BRADSHAW,A	15 DAVIS,TIFF
at #7/6 Ohio State	11/14/16	92-80	w	0-0-0	9-2-2	37-10-5	0-1-0	24-7-3	0-0-0	0-0-0
HAMPTON	11/20/16	92-38	w	4-2-1	4-1-1	3-7-5	2-1-0	16-1-4	0-1-1	4-2-0
MAINE	11/21/16	79-42	w	3-1-0	7-1-2	10-3-3	4-4-4	10-3-3	0-0-1	2-2-1
SAINT PETER'S	11/22/16	93-38	w	3-0-1	11-3-3	14-3-3	3-8-1	13-8-5	3-0-1	0-3-1
vs #4/4 Louisville	11/27/16	83-59	w	0-0-0	4-1-3	13-8-1	3-4-0	17-3-0	0-0-0	1-2-0
at #14/15 Texas	12/01/16	76-67	w	DNP	7-0-2	12-3-1	0-0-0	8-4-0	DNP	DNP
at Duke	12/04/16	63-74	L	DNP	9-2-2	14-6-2	0-0-0	11-6-6	DNP	0-1-0
MINNESOTA	12/11/16	98-58	w	3-0-0	6-2-1	22-3-4	6-8-3	18-5-7	3-2-2	0-1-0
CLEMSON	12/15/16	83-61	w	0-0-0	4-2-4	17-3-4	7-9-1	8-2-1	0-1-1	0-0-0
#9/9 UCLA	12/18/16	66-57	w	DNP	10-5-1	2-4-2	6-4-0	11-3-2	DNP	DNP
at Savannah State	12/21/16	70-30	w	4-2-2	3-3-5	6-4-3	3-7-0	12-4-4	2-1-1	DNP
ALABAMA	01/01/17	93-45	w	3-2-0	9-1-1	16-3-2	1-5-1	7-2-2	1-3-2	3-0-0

Opponent	Date	Score		21 HERBERT HA	22 WILSON,A'J	41 COATES,ALA	52 HARRIS,TYA
at #7/6 Ohio State	11/14/16	92-80	w	4-5-0	5-3-0	10-13-3	3-0-3
HAMPTON	11/20/16	92-38	w	8-7-2	20-7-2	28-16-1	3-2-2
MAINE	11/21/16	79-42	w	13-8-2	14-3-2	12-14-0	4-2-3
SAINT PETER'S	11/22/16	93-38	w	9-4-0	14-5-4	16-7-2	7-0-1
vs #4/4 Louisville	11/27/16	83-59	w	11-2-1	17-5-5	17-14-1	0-0-6
at #14/15 Texas	12/01/16	76-67	w	2-4-2	31-12-0	6-7-0	10-1-0
at Duke	12/04/16	63-74	L	0-3-1	18-6-0	8-5-2	3-1-1
MINNESOTA	12/11/16	98-58	w	5-3-2	10-6-2	16-11-2	9-1-6
CLEMSON	12/15/16	83-61	w	8-5-0	20-10-4	19-10-3	0-1-0
#9/9 UCLA	12/18/16	66-57	w	2-7-0	13-13-0	20-14-0	2-1-1
at Savannah State	12/21/16	70-30	w	3-6-0	18-3-1	9-7-2	10-5-1
ALABAMA	01/01/17	93-45	w	4-5-1	23-9-2	19-11-1	7-1-6



South Carolina Team Game-by-Game Comparison (as of Jan 01, 2017)
All games



Opponent	1st	2nd	Score	Mar	Total FG	FG Pct	3-Pointers	3FG Pct	Free Throws	FT Pct	Rebounds	Assist	T/Over	Block	Steal	Fouls	
#7/6 Ohio State	44/39	48/41	92-80	+12	31-64/28-70	.484/.400	4-11/7-27	.364/.259	26-41/17-24	.634/.708	48/36	+12	16/10	17/17	5/5	9/2	22/29
HAMPTON	53/26	39/12	92-38	+54	29-70/14-58	.414/.241	6-21/4-15	.286/.267	28-35/6-12	.800/.500	50/36	+14	19/9	9/24	8/3	12/3	12/26
MAINE	43/19	36/23	79-42	+37	33-59/15-56	.559/.268	3-14/5-22	.214/.227	10-16/7-9	.625/.778	42/27	+15	21/9	10/13	5/2	7/4	11/15
SAINT PETERS	64/21	29/17	93-38	+55	37-66/16-54	.561/.296	10-24/4-20	.417/.200	9-17/2-2	.529/1000	44/24	+20	22/6	13/22	7/1	17/11	4/14
#4/4 Louisville	37/29	46/30	83-59	+24	27-60/23-60	.450/.383	5-17/6-18	.294/.333	24-31/7-10	.774/.700	46/29	+17	17/14	13/17	4/5	7/3	19/27
#14/15 Texas	33/30	43/37	76-67	+9	22-52/28-68	.423/.412	2-10/4-13	.200/.308	30-40/7-14	.750/.500	37/40	(3)	5/13	13/17	6/9	10/5	18/29
Duke	29/36	34/38	63-74	(11)	24-57/30-60	.421/.500	6-23/5-12	.261/.417	9-14/9-11	.643/.818	33/30	+3	14/8	19/16	3/3	6/14	11/15
MINNESOTA	57/27	41/31	98-58	+40	38-72/18-63	.528/.286	16-33/10-32	.485/.313	6-10/12-18	.600/.667	45/38	+7	29/12	11/14	9/3	9/6	17/17
CLEMSON	38/28	45/33	83-61	+22	31-67/21-61	.463/.344	4-14/2-11	.286/.182	17-25/17-23	.680/.739	49/30	+19	18/5	13/11	11/2	6/5	19/20
#9/9 UCLA	26/26	40/31	66-57	+9	22-66/22-78	.333/.282	1-3/4-27	.333/.148	21-32/9-17	.656/.529	54/47	+7	6/9	15/9	5/7	4/11	14/27
Savannah State	39/12	31/18	70-30	+40	30-62/11-51	.484/.216	2-13/3-15	.154/.200	8-16/5-5	.500/1000	50/25	+25	19/3	10/16	6/1	12/7	9/9
ALABAMA	41/22	52/23	93-45	+48	34-64/16-59	.531/.271	6-16/4-16	.375/.250	19-26/9-12	.731/.750	44/27	+17	18/9	14/22	10/4	12/6	18/21

Note: Game totals are displayed in the format TEAM/OPPONENT for each category



**South Carolina Combined Team Statistics (as of Dec 18, 2016)
vs. Ranked**



RECORD:	OVERALL	HOME	AWAY	NEUTRAL
ALL GAMES	4-0	1-0	2-0	1-0
CONFERENCE	0-0	0-0	0-0	0-0
NON-CONFERENCE	4-0	1-0	2-0	1-0

##	Player	gp-gs	min	avg	Total		3-Point		F-Throw		Rebounds				pf	dq	a	to	blk	stl	pts	avg
					fg-fga	fg%	3fg-fga	3fg%	ft-fa	ft%	off	def	tot	avg								
22	WILSON, A'ja	4-4	108	27.0	24-47	.511	0-0	.000	18-27	.667	12	21	33	8.3	12	1	5	15	10	4	66	16.5
03	DAVIS, Kaela	4-4	123	30.8	19-50	.380	9-16	.563	17-20	.850	3	22	25	6.3	8	0	9	15	0	7	64	16.0
10	GRAY, Allisha	4-4	118	29.5	23-43	.535	2-9	.222	12-18	.667	2	15	17	4.3	9	0	5	3	0	2	60	15.0
41	COATES, Alaina	4-4	108	27.0	14-28	.500	0-0	.000	25-34	.735	18	30	48	12.0	12	0	4	6	5	4	53	13.3
01	CUEVAS-MOORE, Bia	4-4	81	20.3	10-36	.278	1-7	.143	9-12	.750	1	7	8	2.0	12	0	8	6	0	6	30	7.5
21	HERBERT HARRIGAN	4-0	80	20.0	7-14	.500	0-0	.000	5-7	.714	5	13	18	4.5	8	0	3	7	5	3	19	4.8
52	HARRIS, Tyasha	4-0	97	24.3	4-15	.267	0-6	.000	7-12	.583	1	1	2	0.5	4	0	10	3	0	3	15	3.8
04	CLINEY, Doniyah	4-0	66	16.5	1-7	.143	0-2	.000	7-12	.583	4	5	9	2.3	8	0	0	3	0	1	9	2.3
15	DAVIS, Tiffany	2-0	10	5.0	0-1	.000	0-1	.000	1-2	.500	0	2	2	1.0	0	0	0	0	0	0	1	0.5
12	BRADSHAW, Araion	2-0	5	2.5	0-1	.000	0-0	.000	0-0	.000	0	0	0	0.0	0	0	0	0	0	0	0	0.0
00	PATRICK, Victoria	2-0	4	2.0	0-0	.000	0-0	.000	0-0	.000	0	0	0	0.0	0	0	0	0	0	0	0	0.0
Team											12	11	23									
Total.....		4	800		102-242	.421	12-41	.293	101-144	.701	58	127	185	46.2	73	1	44	58	20	30	317	79.2
Opponents.....		4	800		101-276	.366	21-85	.247	40-65	.615	57	95	152	38.0	112	7	46	60	26	21	263	65.8

TEAM STATISTICS	SC	OPP
SCORING	317	263
Points per game	79.2	65.8
Scoring margin	+13.5	-
FIELD GOALS-ATT	102-242	101-276
Field goal pct	.421	.366
3 POINT FG-ATT	12-41	21-85
3-point FG pct	.293	.247
3-pt FG made per game	3.0	5.3
FREE THROWS-ATT	101-144	40-65
Free throw pct	.701	.615
F-Throws made per game	25.3	10.0
REBOUNDS	185	152
Rebounds per game	46.2	38.0
Rebounding margin	+8.3	-
ASSISTS	44	46
Assists per game	11.0	11.5
TURNOVERS	58	60
Turnovers per game	14.5	15.0
Turnover margin	+0.5	-
Assist/turnover ratio	0.8	0.8
STEALS	30	21
Steals per game	7.5	5.3
BLOCKS	20	26
Blocks per game	5.0	6.5
ATTENDANCE	13367	11825
Home games-Avg/Game	1-13367	2-5006
Neutral site-Avg/Game	-	1-1812

Date	Opponent		Score	Att.
11/14/16	at #7/6 Ohio State	w	92-80	6683
@ 11/27/16	vs #4/4 Louisville	w	83-59	1812
12/01/16	at #14/15 Texas	w	76-67	3330
12/18/16	#9/9 UCLA	w	66-57	13367

* = Conference game

@ = Basketball Hall of Fame Women's Challenge (Columbia, S.C./Springfield, Mass.)

Score by Periods	1st	2nd	3rd	4th	Totals
South Carolina	55	85	95	82	317
Opponents	65	59	66	73	263



South Carolina Combined Team Statistics (as of Jan 01, 2017)
Conference games



RECORD:	OVERALL	HOME	AWAY	NEUTRAL
ALL GAMES	1-0	1-0	0-0	0-0
CONFERENCE	1-0	1-0	0-0	0-0
NON-CONFERENCE	0-0	0-0	0-0	0-0

##	Player	gp-gs	min	avg	Total		3-Point		F-Throw		Rebounds				pf	dq	a	to	blk	stl	pts	avg
					fg-fga	fg%	3fg-fga	3fg%	ft-fa	ft%	off	def	tot	avg								
22	WILSON, A'ja	1-1	24	24.0	9-13	.692	0-0	.000	5-6	.833	3	6	9	9.0	2	0	2	3	2	2	23	23.0
41	COATES, Alaina	1-1	23	23.0	8-10	.800	0-0	.000	3-4	.750	5	6	11	11.0	1	0	1	1	2	3	19	19.0
03	DAVIS, Kaela	1-1	23	23.0	5-10	.500	1-3	.333	5-6	.833	1	2	3	3.0	3	0	2	1	0	1	16	16.0
01	CUEVAS-MOORE, Bia	1-0	23	23.0	3-6	.500	2-3	.667	1-2	.500	0	1	1	1.0	1	0	1	3	0	1	9	9.0
52	HARRIS, Tyasha	1-1	25	25.0	3-5	.600	1-3	.333	0-0	.000	0	1	1	1.0	1	0	6	1	1	1	7	7.0
10	GRAY, Allisha	1-1	18	18.0	2-8	.250	1-4	.250	2-2	1.000	1	1	2	2.0	3	0	2	1	1	1	7	7.0
21	HERBERT HARRIGAN	1-0	20	20.0	2-6	.333	0-0	.000	0-0	.000	2	3	5	5.0	2	0	1	2	4	1	4	4.0
15	DAVIS, Tiffany	1-0	8	8.0	1-1	1.000	1-1	1.000	0-0	.000	0	0	0	0.0	0	0	0	0	0	0	3	3.0
00	PATRICK, Victoria	1-0	10	10.0	1-2	.500	0-1	.000	1-2	.500	0	2	2	2.0	1	0	0	0	0	1	3	3.0
04	CLINEY, Doniyah	1-0	20	20.0	0-1	.000	0-0	.000	1-2	.500	1	4	5	5.0	3	0	1	1	0	1	1	1.0
12	BRADSHAW, Araion	1-0	6	6.0	0-2	.000	0-1	.000	1-2	.500	1	2	3	3.0	1	0	2	1	0	0	1	1.0
Team											0	2	2									
Total.....		1	200		34-64	.531	6-16	.375	19-26	.731	14	30	44	44.0	18	0	18	14	10	12	93	93.0
Opponents.....		1	200		16-59	.271	4-16	.250	9-12	.750	11	16	27	27.0	21	0	9	22	4	6	45	45.0

TEAM STATISTICS	SC	OPP
SCORING	93	45
Points per game	93.0	45.0
Scoring margin	+48.0	-
FIELD GOALS-ATT	34-64	16-59
Field goal pct	.531	.271
3 POINT FG-ATT	6-16	4-16
3-point FG pct	.375	.250
3-pt FG made per game	6.0	4.0
FREE THROWS-ATT	19-26	9-12
Free throw pct	.731	.750
F-Throws made per game	19.0	9.0
REBOUNDS	44	27
Rebounds per game	44.0	27.0
Rebounding margin	+17.0	-
ASSISTS	18	9
Assists per game	18.0	9.0
TURNOVERS	14	22
Turnovers per game	14.0	22.0
Turnover margin	+8.0	-
Assist/turnover ratio	1.3	0.4
STEALS	12	6
Steals per game	12.0	6.0
BLOCKS	10	4
Blocks per game	10.0	4.0
ATTENDANCE	12069	0
Home games-Avg/Game	1-12069	0-0
Neutral site-Avg/Game	-	0-0

Date	Opponent	Score	Att.
* 01/01/17	ALABAMA	w 93-45	12069

* = Conference game
 @ = Basketball Hall of Fame Women's Challenge (Columbia, S.C./Springfield, Mass.)

Score by Periods	1st	2nd	3rd	4th	Totals
South Carolina	27	14	31	21	93
Opponents	9	13	11	12	45



South Carolina Combined Team Statistics (as of Jan 01, 2017)
All games



RECORD:	OVERALL	HOME	AWAY	NEUTRAL
ALL GAMES	11-1	7-0	3-1	1-0
CONFERENCE	1-0	1-0	0-0	0-0
NON-CONFERENCE	10-1	6-0	3-1	1-0

##	Player	gp-gs	min	avg	Total		3-Point		F-Throw		Rebounds				pf	dq	a	to	blk	stl	pts	avg
					fg-fga	fg%	3fg-fga	3fg%	ft-fa	ft%	off	def	tot	avg								
22	WILSON, A'ja	12-12	304	25.3	77-136	.566	0-0	.000	49-70	.700	29	53	82	6.8	28	1	22	28	26	13	203	16.9
41	COATES, Alaina	12-12	309	25.8	69-100	.690	0-0	.000	42-61	.689	47	82	129	10.8	22	0	17	15	21	14	180	15.0
03	DAVIS, Kaela	12-11	329	27.4	55-141	.390	26-63	.413	30-38	.789	17	40	57	4.8	23	1	35	26	0	14	166	13.8
10	GRAY, Allisha	12-12	305	25.4	58-118	.492	13-45	.289	26-37	.703	16	32	48	4.0	22	0	37	11	6	16	155	12.9
01	CUEVAS-MOORE, Bia	12-10	233	19.4	29-83	.349	10-31	.323	15-24	.625	5	18	23	1.9	21	0	27	18	2	23	83	6.9
21	HERBERT HARRIGAN	12-0	228	19.0	26-61	.426	0-2	.000	17-24	.708	21	38	59	4.9	18	1	11	17	18	8	69	5.8
52	HARRIS, Tyasha	12-2	246	20.5	22-49	.449	7-22	.318	7-12	.583	2	13	15	1.3	10	0	30	17	3	5	58	4.8
04	CLINEY, Doniyah	12-1	217	18.1	10-25	.400	1-5	.200	14-23	.609	19	32	51	4.3	18	0	10	12	1	10	35	2.9
00	PATRICK, Victoria	9-0	76	8.4	6-20	.300	5-16	.313	3-7	.429	2	5	7	0.8	3	0	4	3	1	3	20	2.2
15	DAVIS, Tiffany	9-0	72	8.0	3-14	.214	1-9	.111	3-5	.600	2	9	11	1.2	1	0	2	4	1	1	10	1.1
12	BRADSHAW, Araion	9-0	81	9.0	3-12	.250	2-6	.333	1-2	.500	3	5	8	0.9	8	0	9	5	0	4	9	1.0
Team											25	27	52					1				
Total.....		12	2400		358-759	.472	65-199	.327	207-303	.683	188	354	542	45.2	174	3	204	157	79	111	988	82.3
Opponents.....		12	2400		242-738	.328	58-228	.254	107-157	.682	149	240	389	32.4	249	9	107	198	45	77	649	54.1

TEAM STATISTICS	SC	OPP
SCORING	988	649
Points per game	82.3	54.1
Scoring margin	+28.3	-
FIELD GOALS-ATT	358-759	242-738
Field goal pct	.472	.328
3 POINT FG-ATT	65-199	58-228
3-point FG pct	.327	.254
3-pt FG made per game	5.4	4.8
FREE THROWS-ATT	207-303	107-157
Free throw pct	.683	.682
F-Throws made per game	17.3	8.9
REBOUNDS	542	389
Rebounds per game	45.2	32.4
Rebounding margin	+12.8	-
ASSISTS	204	107
Assists per game	17.0	8.9
TURNOVERS	157	198
Turnovers per game	13.1	16.5
Turnover margin	+3.4	-
Assist/turnover ratio	1.3	0.5
STEALS	111	77
Steals per game	9.3	6.4
BLOCKS	79	45
Blocks per game	6.6	3.8
ATTENDANCE	84120	19272
Home games-Avg/Game	7-12017	4-4365
Neutral site-Avg/Game	-	1-1812

Date	Opponent		Score	Att.
11/14/16	at #7/6 Ohio State	w	92-80	6683
@ 11/20/16	HAMPTON	w	92-38	11795
@ 11/21/16	MAINE	w	79-42	11057
@ 11/22/16	SAINT PETER'S	w	93-38	11455
@ 11/27/16	vs #4/4 Louisville	w	83-59	1812
12/01/16	at #14/15 Texas	w	76-67	3330
12/04/16	at Duke	L	63-74	6036
12/11/16	MINNESOTA	w	98-58	12461
12/15/16	CLEMSON	w	83-61	11916
12/18/16	#9/9 UCLA	w	66-57	13367
12/21/16	at Savannah State	w	70-30	1411
* 01/01/17	ALABAMA	w	93-45	12069

* = Conference game

@ = Basketball Hall of Fame Women's Challenge (Columbia, S.C./Springfield, Mass.)

Score by Periods	1st	2nd	3rd	4th	Totals
South Carolina	240	264	269	215	988
Opponents	156	159	166	168	649