

TRACK AND FIELD

SOUTH CAROLINA

2014 SCHEDULE

INDOOR

Jan. 5	Akron Pole Vault	Akron, Ohio
Jan. 11	USC Indoor Open #1	Columbia, S.C.
Jan. 17-18	Va. Tech Invite	Blacksburg, Va.
Jan. 22	USC Indoor Open #2	Columbia, S.C.
Jan. 25-25	Cherry & Silver Invite	Blacksburg, Va.
Jan. 31- Feb. 1	Hilton Garden Invite	Winston-Salem, N.C.
Feb. 7-8	Armory Collegiate Invite	New York, N.Y.
Feb. 14-15	Tyson Invitational	Fayetteville, Ark.
Feb. 21-22	Va. Tech Challenge	Blacksburg, Va.
Feb. 22	Gamecock Indoor Invite	Columbia, S.C.
Feb. 27- Mar. 1	SEC Indoor Champ.	College Station, Texas
Mar. 14-15	NCAA Indoor Champ.	Albuquerque, N.M.

OUTDOOR

Mar. 20-22	Shamrock Invite	Myrtle Beach, S.C.
Mar. 28-29	Weems Baskin Invite	Columbia, S.C.
Apr. 3-5	Pepsi Florida Relays	Gainesville, Fla.
April 11-12	Bill Carson Invitational	Greenville, N.C.
April 19	USC Outdoor Open	Columbia, S.C.
April 24-26	Penn Relays	Philadelphia, Pa.
May 10	Georgia Invitational	Athens, Ga.
May 15-18	SEC Outdoor Champ.	Lexington, Ky.
May 29-31	NCAA East Preliminary	Jacksonville, Fla.
June 11-14	NCAA Outdoor Champ.	Eugene Ore.
June 25-29	USATF Championships	Sacramento, Calif.

Indoor Home Meets at USC Indoor Complex | Outdoor Home Meets at Weems Baskin Track

QUICK FACTS

Location	Columbia, S.C.
Founded/Enrollment	1801 / 30,721
Colors.....	Garnet & Black
Nickname	Gamecocks
President	Dr. Harris Pastides
Athletics Director	Ray Tanner
Head Coach.....	Curtis Frye
Assistant Head Coach	Delethea Quarles
Assistant Coaches.....	Kevin Brown, Mike Sergeant, James Daniels, Andrew Alliden

2013 Men's/Women's Results

SEC Indoor.....	12th/6th
NCAA Indoor.....	-/31st
SEC Outdoor	13th/8th
NCAA Outdoor.....	-/45th
Media Relations Contact	Megan Hartsell
Hartsell's Office Phone.....	(803) 777-1516
Hartsell's Cell Phone	(704) 985-0889
Hartsell's Email	mabryml@mailbox.sc.edu
Media Relations Director	Steve Fink
Website.....	www.GamecocksOnline.com

GAMECOCKS SET FOR 2014 SEC OUTDOOR CHAMPIONSHIPS

On Thursday, South Carolina track and field begins competition at the 2014 SEC Outdoor Championships at the Kentucky Track & Field Complex on the campus of the University of Kentucky. The event is set for Thurs., May 15-Sun., May 18.

The meet begins with the multi-events on Thursday at 12 p.m., with Sarah Graham and Alexandre Asselin representing the Gamecocks. The decathlon and heptathlon continue on Friday along with the primary rounds of the 800 meters, 200 meters and 400-meter hurdles before the day ends with the 10,000-meter finals. Saturday and Sunday feature the bulk of the meet's events. Competition begins at 1 p.m. on Saturday and 11 a.m. on Sunday.



The Gamecock men return three of four individual scorers from last season's outdoor squad in Chris Royster (100m - 7th), Jermaine Collier (110mH - 5th, 400mH - 3rd) and Dondre Echols (110mH - 6th). The men will look to improve upon last season's 13th-place finish.

With the loss of departing seniors Kierre Beckles and Breanna Radford along with Erika Rucker and Jeannelle Scheper redshirting for the 2014 outdoor season, the women have just four returning scorers in Lexington this weekend. Tamera Harris and Tyler Brockington, who had a breakout meet at the 2013 championships, finishing fifth and eighth, respectively, in the 400-meter hurdles are set to run. The Gamecocks also have returning scorers in the pole vault with school record holder Petra Olsen (7th) and the discus with Kaysee Sullivan (8th). The women took eighth-place in 2013.

A nation-leading 17 SEC men's and women's teams are ranked in the latest U.S. Track and Field and Cross Country Coaches Association Division I National Team Computer Rankings entering the SEC Outdoor Championships. Nine men's teams appear in the latest rankings, including five in the top-10. On the women's side, eight teams are ranked, with six landing in the top-10. Florida tops both the men's and women's rankings.

WATCH LIVE:

Live coverage of the meet will air on ESPN3.com on Saturday and Sunday. The coverage will air from 3:40 p.m. ET-6:50 p.m. ET on Saturday and 1:50 p.m. ET-5:50 p.m. ET on Sunday, including the trophy presentations. ESPNU will air the 2014 SEC Outdoor Championships as part of a two-hour show on ESPNU on Thursday, May 22 beginning at 8 p.m. ET. The broadcast talent includes Dwight Stones (play-by-play), Larry Rawson (analyst) and Lewis Johnson (reporter).

WHAT'S INSIDE:

Gamecocks Ranked Nationally.....	2	Women's 2014 Top Times/Marks	8
Schedule of Events.....	3	SEC Outdoor Championship History.....	9
South Carolina SEC Roster	4	Men's Scoring History	10
Gamecock Men in the SEC Top 10	5	Women's Scoring History	11
Gamecock Women in the SEC Top 10.....	6	Men's All-Time Top 10.....	12
Men's 2014 Top Times/Marks	7	Women's All-Time Top 10.....	13

GAMECOCKS IN THE EAST TOP 50

South Carolina athletes are jockeying for position to be included in the NCAA East Region field (May 29-31, Jacksonville, Fla.). The preliminary round offers the chance to punch a ticket the NCAA Outdoor Championships (June 11-14, Eugene, Ore.).

MEN

Name	Event	Meet	Time/Mark	SEC	East	NCAA
Chris Royster	100m	Weems Baskin (3/29)	10.30	12	21	39
Kendall Kee	100m	Florida Relays (4/4)	10.40	16	40	67
Chris Royster	200m	Weems Baskin (3/29)	20.84	15	34	55
Jussi Kanervo	110mH	Weems Baskin (3/29)	13.77	3	5	15
Jermaine Collier	110mH	Bill Carson (4/12)	13.99	11	24	45
Dondre Echols	110mH	Penn Relays (4/25)	14.01	12	27	51
Jermaine Collier	400mH	Florida Relays (4/4)	50.96	2	5	17
Jussi Kanervo	400mH	Florida Relays (4/4)	51.02	4	7	20
Kee, Royster, Winfrey, Walker	4x100	Florida Relays (4/5)	39.84	8	8	23
Kaleb Zuidema	Javelin	Penn Relays (4/26)	69.66m // 228-6	5	14	22
Joshua Suttmeier	Javelin	Georgia Invitational (5/10)	64.17m // 210-6	13	47	79

WOMEN

Name	Event	Meet	Time/Mark	SEC	East	NCAA
Ahtyana Johnson	100m	Georgia Invite (5/10)	11.50	16	24	48
Ahtyana Johnson	200m	Bill Carson (4/12)	23.51	18	30	60
Precious Holmes	400m	Shamrock Invite (3/22)	52.89	6	11	28
Briana Haith	400m	Bill Carson (4/12)	54.05	16	40	81
Chalese Davis	100mH	Weems Baskin (3/29)	13.42	13	23	41
Tyler Brockington	100mH	Bill Carson (4/12)	13.61	18	41	70
Tamera Harris	400mH	Florida Relays (4/4)	58.58	7	19	35
Tyler Brockington	400mH	Florida Relays (4/4)	58.68	8	21	38
Johnson, Harris, Bandy, Brockington	4x100m	Shamrock Invite (3/22)	44.65	6	17	37
Johnson, Brockington, Harris, Bandy	4x400m	Penn Relays (4/26)	3:35.81	6	16	37
Sarah Graham	High Jump	Bill Carson(4/12)	1.75m//5-08.75	12	39	69
Petra Olsen	Pole Vault	Weems Baskin (3/29)	4.26m//13-11.75	3	8	13
Natasha Dicks	Triple Jump	Weems Baskin (3/29)	12.74m//41-09.75	10	28	42
Sarah Graham	Heptathlon	Mt SAC (4/17)	5,215 pts	8	19	46



2014 OUTDOOR TRACK & FIELD CHAMPIONSHIPS

2014 SEC OUTDOOR CHAMPIONSHIPS SCHEDULE

Lexington, Ky. | Kentucky Track & Field Complex | May 15-18

DAY 1, THURS., MAY 15

TIME	EVENT	GAMECOCK ATHLETES
12:00 p.m.	Decathlon (100m, HJ, SP, 200m)	Asselin
12:30 p.m.	Heptathlon (60mH, HJ, SP, LJ, 800m)	Graham
1:30 p.m.	Hammer W Final	

5:55 p.m.	100m	M Prelim	Murphy Kee, Royster, Sanders Walker
6:20 p.m.	3,000m ST	W Final	Falta
6:40 p.m.	3,000m ST	M Final	Asante

DAY 2, FRI., MAY 16

TIME	EVENT	GAMECOCK ATHLETES
12:00 p.m.	Decathlon (110mH, DT, PV, JT, 1500m)	Asselin
1:30 p.m.	Heptathlon (LJ, JT, 800m)	Graham
1:30 p.m.	Hammer M Final	Seay, Selby
6:15 p.m.	800m W Prelim	Evans, Miller
6:30 p.m.	800m M Prelim	Keating, Redic, Ricci
6:45 p.m.	200m W Prelim	Bandy, Faulcon, Johnson
7:05 p.m.	200m M Prelim	Royster, Sanders, Walker, Winfrey
7:25 p.m.	400mH W Prelim	Brockington, Harris, McClain
7:40 p.m.	400mH M Prelim	Collier, Kanervo, Stenner
8:05 p.m.	10,000m W Final	Reiser
8:45 p.m.	10,000m M Final	

DAY 4, SAT., MAY 18

TIME	EVENT	GAMECOCK ATHLETES
11:00 a.m.	Javelin M Final	Suttmeier, Zuidema
12:00 p.m.	Triple Jump W Final	Dicks
1:30 p.m.	Shot Put M Final	
2:00 p.m.	Pole Vault M Final	Eckenroth, Fish
3:00 p.m.	Triple Jump M Final	
3:00 p.m.	Discus W Final	Sullivan
3:00 p.m.	High Jump M Final	
2:00 p.m.	4x100m W Final	South Carolina
2:10 p.m.	4x100m M Final	South Carolina
2:20 p.m.	1,500m W Final	McCoy, Todd%
2:30 p.m.	1,500m M Final	Sullivan%
2:40 p.m.	100mH W Final	Davis, Williams%
2:50 p.m.	110mH M Final	Collier, Kanervo, Echols%
3:00 p.m.	400m W Final	Bellamy, Faulcon, Haith, Holmes%
3:10 p.m.	400m M Final	Bermudez, Winfrey%
3:20 p.m.	100m W Final	Bandy, Johnson, Murphy%
3:30 p.m.	100m M Final	Kee, Royster, Sanders Walker%
3:40 p.m.	800m W Final	Evans, Miller%
3:50 p.m.	800m M Final	Keating, Redic, Ricci%
4:00 p.m.	400mH W Final	Brockington, Harris, McClain%
4:10 p.m.	400mH M Final	Collier, Kanervo, Stenner%
4:20 p.m.	200m W Final	Bandy, Faulcon, Johnson%
4:30 p.m.	200m M Final	Royster, Sanders, Walker, Winfrey%
4:40 p.m.	5,000m W Final	Reiser
5:00 p.m.	5,000m M Final	
5:25 p.m.	4x400m W Final	South Carolina
5:35 p.m.	4x400m M Final	South Carolina

DAY 3, SAT., MAY 17

TIME	EVENT	GAMECOCK ATHLETES
1:00 p.m.	Long Jump W Final	Davis, Murphy
1:00 p.m.	Javelin W Final	Hassler
3:00 p.m.	High Jump W Final	Graham
3:00 p.m.	Shot Put W Final	Sullivan
4:00 p.m.	Long Jump M Final	Asselin
4:30 p.m.	Pole Vault W Final	Mangan, Olsen, Wall
4:30 p.m.	Discus M Final	Selby
3:45 p.m.	1,500m W Prelim	McCoy, Todd
4:00 p.m.	1,500m M Prelim	Sullivan
4:20 p.m.	100mH W Prelim	Davis, Williams
4:40 p.m.	110mH M Prelim	Collier, Echols, Kanervo
5:00 p.m.	400m W Prelim	Bellamy, Faulcon, Haith, Holmes
5:20 p.m.	400m M Prelim	Bermudez, Winfrey
5:40 p.m.	100m W Prelim	Bandy, Johnson,



2014 SEC OUTDOOR CHAMPIONSHIP ROSTER


MEN

Name	Year (I/O)	Events	Hometown	High School / Last College
Sango Asante	R-Fr./R-Fr.	Distances	Charleston, S.C.	Stratford
Alexandre Asselin	Fr./Fr.	Multis	Merignies, France	Universite Catholique de Lille
Ryan Bermudez	Fr./Fr.	Sprints	Miami, Fla.	Miami Springs
Jermaine Collier	So./So.	Sprints, Hurdles	Trenton, N.J.	Trenton Central - West
Dondre Echols	So./So.	Sprints, Hurdles	Oxon Hill, Md.	Potomac
Austin Eckenroth	So./So.	Pole Vault	Flowery Branch, Ga.	Flowery Branch
Richard Fish	Fr./Fr.	Pole Vault	Orlando, Fla.	Spring Valley
Jussi Kanervo	Fr./Fr.	Sprints, Hurdles	Espoo, Finland	Mäkelänrinne
Kevin Keating	Jr./Jr.	Middle Distances	Hamilton, Ohio	Stephen T. Badin
Kendall Kee	Jr./So.	Sprints	Shelby, N.C.	Crest
Nigel Redic	R-Jr./Sr.	Sprints	Alpharetta, Ga.	Chattahoochie
Drew Ricci	R-Jr./Sr.	Middle Distances	Potomac, Md.	Thomas S. Wootton
Chris Royster	Sr./Sr.	Sprints	Conyers, Ga.	Rockdale County
Brandon Sanders	So./So.	Sprints	Columbia, S.C.	Dreher
Andrew Seay	R-Jr./R-Jr.	Throws	Baldwin, Ga.	Habersham Central
Walker Selby	R-Jr./R-Jr.	Throws	Charlotte, N.C.	Myers Park
Juan Stenner	R-So./R-So.	Hurdles	Mexico City, Mexico	Univ. Panamericana
Alex Sullivan	So./So.	Middle Distances	Northampton, Ma.	Northampton
Joshua Suttmeier	R-Jr./R-Jr.	Throws	Somerdon, N.J.	North Hunterdon
Chris Walker	Jr./Jr.	Sprints	Bowie, Md.	DeMatha Catholic
Eric Winfrey	Jr./Jr.	Sprints	Fayetteville, N.C.	Douglas Byrd
Kaleb Zuidema	R-Fr./R-Fr.	Throws	Midland Park, N.J.	Midland Park

WOMEN

Name	Year (I/O)	Events	Hometown	High School / Last College
Vashti Bandy	Sr./Sr.	Sprints	Charlotte, N.C.	Butler
Marisa Bellamy	R-Fr./R-Fr.	Sprints	Youngsville, NC	Bunn
Tyler Brockington	So./So.	Sprints, Hurdles	Greensboro, N.C.	Dudley
Chalese Davis	Jr./R-So.	Hurdles, Jumps, Multis	Hercules, Calif.	Hercules
Natasha Dicks	Fr./Fr.	Jumps	Aiken, S.C.	Aiken
Maya Evans	Fr./Fr.	Sprints	Wilson, N.C.	Fike
Sarah Falta	Fr./Fr.	Distances	Seneca, S.C.	Seneca
Aalayah Faulcon	So./Fr.	Sprints	Durham, N.C.	Southern Durham/ECU
Sarah Graham	R-So./R-So.	Jumps, Multis	Wake Forest, N.C.	WF-Rolesville
Briana Haith	Fr./Fr.	Sprints	Durham, N.C.	Granville Central
Tamera Harris	Jr./Jr.	Sprints, Hurdles	Decatur, Ga.	Tucker
Olivia Hassler	So./So.	Throws	Allentown, Pa.	Parkland
Precious Holmes	Fr./Fr.	Sprints	New Haven, Conn.	New Haven Academy
Ahtyana Johnson	Jr./R-So.	Sprints	Bayside, N.Y.	Benjamin Cardozo
Tylar Mangan	-/R-Sr.	Pole Vault	Charleston, S.C.	Bishop England
Leveshia McClain	Fr./Fr.	Sprints, Hurdles	Hartsville, S.C.	Mayo High School for Math, Science & Tech.
Martha McCoy	Fr./Fr.	Distances	Johnson City, Tenn.	Science Hill
Ashley Miller	So./So.	Middle Distances	North Myrtle Beach, S.C.	North Myrtle Beach
Alexis Murphy	So./So.	Sprints	Topeka, Kan.	Holly Springs
Petra Olsen	Sr./Sr.	Pole Vault	Malmö, Sweden	
Mary Reiser	Fr./Fr.	Distances	Annapolis, Md.	St. Mary's
Kaysee Sullivan	R-Jr./R-Jr.	Throws	Summerville, S.C.	Fort Dorchester
Anna Todd	So./So.	Distances	Spartanburg, S.C.	Spartanburg
Megan Wall	Jr./Jr.	Pole Vault	Baltimore, Md.	Dulaney
Mollie Williams	Fr./Fr.	Sprints	Clayton, N.C.	Clayton

GAMECOCK MEN IN THE SEC TOP 10



JERMAINE COLLIER • HURDLES • SO • TRENTON, N.J.

400mH | 50.96 | Bill Carson (4/4) | SEC 2nd | NCAA 17th


In his SEC Outdoor debut last season, Collier collected bronze in the 400-meter hurdles and finished fifth in the 110-meter hurdles as one of just two athletes to qualify for finals in both the high and intermediate hurdles. Collier set a then-PR 400-meter hurdles (51.91) and a then-PR in the 110-meter hurdles (14.06) at the event. This season, Collier has recorded faster times, posting a 13.99 in the high hurdles and the No. 9 intermediate hurdle time in school history at 50.96. Collier will look to score in both events again this year, and enters the 400-meter hurdles as the second seed.



JUSSI KANERVO • HURDLES • FR. • ESPOO, FINLAND

110mH | 13.77 | Weems Baskin (3/29) | SEC 3rd | NCAA 15th
400mH | 51.02 | Florida Relays (4/4) | SEC 4th | NCAA 20th

Kanervo has wasted no time in making his mark in the record books in his freshman campaign in the Garnet and Black. On the program's all-time performance list, Kanervo ranks No. 8 in the 110-meter hurdles (13.77) and No. 10 in the 400-meter hurdles (51.02). After taking fifth in the hurdles at the 2014 SEC Indoor Championships earlier this year, Kanervo will look to score in his outdoor conference meet debut and has a top-four seed in both events.



KALEB ZUIDEMA • JAVELIN • R-FR. • MIDLAND PARK, N.J.

Javelin | 69.66m // 228-6 | Penn Relays (4/26) | SEC 5th | NCAA 22nd

Since stepping foot on campus in fall of 2011, Zuidema has battled injuries. Finally healthy, he's completing his first season of competition in the Garnet and Black. In April he won the first Penn Relays javelin crown in program history, throwing a personal-best 228' 6" (69.66m). The mark is the third-best in program history and would have ranked him third in the championship flight. Zuidema has won his last two meets and is the top-ranked freshman in the country.



ALEXANDRE ASSELIN • DECATHLON • FR • MERIGNIES, FRANCE

Decathlon | 6,201 pts. | Mt SAC (4/17) | SEC 9th | NCAA 143rd

Asselin is seeking the first Gamecock scoring finish in the decathlon since 2010 this weekend. In his only decathlon of the outdoor season at Mt SAC, the freshman from France finished 10th despite not entering the 1,500-meters, the final event. Asselin will also look to score for the Gamecocks in the long jump.


GAMECOCK WOMEN IN THE SEC TOP 10



PRECIOUS HOLMES • 400M • FR. • NEW HAVEN, CONN.

400m | 53.33 | Armory Collegiate (2/7) | SEC 8th | NCAA 23rd


A two-time SEC Freshman of the Week, Holmes has showed much promise in her first season as a Gamecock. After earning her first All-America certificate in the indoor 4x4, Holmes posted her season-best of 52.89 in the season's first outdoor event. Since, injury has hampered the success of her outdoor season. Holmes advanced to the 400-meter finals at the SEC Indoor Championships, but was disqualified.



TAMERA HARRIS • 400MH • JR. • DECATUR, GA.

400mH | 58.58 | Florida Relays (4/4) | SEC 7th | NCAA 35th


Last season's SEC Outdoor Championships was a coming out party for Harris. She dropped her lifetime best by almost three seconds. She then continued to hit her stride at the NCAA Preliminary Round to earn a bid to the NCAA Outdoor Championships, where she finished 21st. Harris will try to score for the second-straight season in the intermediate hurdles.



TYLER BROCKINGTON • 400MH • SO. • GREENSBORO, N.C.

400mH | 58.68 | Florida Relays (4/4) | SEC 8th | NCAA 38th

Brockington also emerged at last season's SEC Outdoor Championships, lowering her PR by nearly two seconds in the 400-meter hurdle prelims to advance to the finals where she was leading coming out of the final curve before clipping a hurdle. The All-American finished eighth at the event but the freshman earned an NCAA bid where she finished 16th and took fourth at the USA Junior Championships. Her NCAA Preliminary time of 57.40 is personal record and the No. 8 time in school history.



PETRA OLSEN • SR • POLE VAULT • MALMO, SWEDEN

PV | 13-10.50 // 4.23m | VT Challenge (2/22) | SEC 4th | NCAA 17th

Earlier this season, Olsen increased the height of her school record to 13'11 ³/₄" (4.26m) and is seeking her third NCAA Outdoor Championship bid. She has been ranked in the SEC's top 3 for the entire season. After becoming the first Gamecock to score at four-straight SEC Indoor Championships, she'll look to make it three in a row at the outdoor meet this weekend.



NATASHA DICKS • TRIPLE JUMP • FR. • AIKEN, S.C.

Triple Jump | 12.74m // 41-09.75 | Weems Baskin (3/29) | SEC 10th | NCAA 42nd

Dicks' collegiate-best mark of 41' 9 ³/₄" (12.74m) is the No. 6 mark in program history. Since hitting the distance in March the freshman has struggled to hit the same level, but will look to get back on track at her first SEC Outdoor Championships. She also owns an entry in the indoor all-time performance list in the event at the No. 5 spot with a mark of 41' 2 ¹/₂".



SARAH GRAHAM • R-SO • HIGH JUMP/PENT. • WAKE FOREST, N.C.

Heptathlon | 5,215 pts | Mt SAC (4/17) | SEC 8th | NCAA 46th

After a stellar indoor season that featured her first NCAA appearance in the pentathlon, Graham has continued the momentum into the outdoor season. The All-American finished sixth in the multi-event as well as the high jump at the SEC Indoor Championships. Graham posted the No. 6 heptathlon mark in program history at Mt SAC earlier this season with 5,215 points and ranks third all-time in the outdoor high jump with a clearance of 5'8 ³/₄" (1.75m). She will attempt to score in both her multi event and the high jump again this weekend.

2014 SOUTH CAROLINA MEN'S OUTDOOR TRACK & FIELD

TOP TIMES/MARKS

100-METER DASH

Date	Athlete	Meet	Time
3/29	Chris Royster	Weems Baskin Invite	10.30 (+0.8)
4/4	Kendall Kee	Florida Relays	10.40 (+0.9)
5/10	Chris Walker	Georgia Invitational	10.58 (-0.7)

200-METER DASH

Date	Athlete	Meet	Time
3/29	Chris Royster	Weems Baskin Invite	20.84 (-1.6)
4/12	Eric Winfrey	Bill Carson Invite	21.15 (+1.3)
4/12	Chris Walker	Bill Carson Invite	21.36 (+1.7)

400-METER DASH

Date	Athlete	Meet	Time
3/22	Eric Winfrey	Shamrock Invite	47.28
4/4	Chris Walker	Florida Relays	47.66

800-METER RUN

Date	Athlete	Meet	Time
3/29	Drew Ricci	Weems Baskin Invite	1:50.61
4/12	Nigel Redic	Bill Carson Invite	1:53.87
4/12	Kevin Keating	Bill Carson Invite	1:55.02

1500-METER RUN

Date	Athlete	Meet	Time
4/4	Alex Sullivan	Florida Relays	3:58.13
3/29	Daniel Novak	Weems Baskin Invite	4:08.35

3000-METER RUN

Date	Athlete	Meet	Time
4/12	Sango Asante	Bill Carson Invite	9:06.38
4/12	Alex Sullivan	Bill Carson Invite	9:07.79

5000-METER RUN

Date	Athlete	Meet	Time
3/22	Greg Lowing	Shamrock Invite	15:46.89
3/29	Sango Asante	Weems Baskin Invite	15:50.17
3/22	Guy McCarter	Shamrock Invite	15:57.27

110-METER HURDLES

Date	Athlete	Meet	Time
3/29	Jussi Kanervo	Weems Baskin Invite	13.77 (+2.3)
4/12	Jermaine Collier	Bill Carson Invite	13.99 (+0.7)
4/25	Dondre Echols	Penn Relays	14.01 (+1.6)

400-METER HURDLES

Date	Athlete	Meet	Time
4/4	Jermaine Collier	Florida Relays	50.96
4/4	Jussi Kanervo	Florida Relays	51.02

3000-METER STEEPLECHASE

Date	Athlete	Meet	Time
4/12	Sango Asante	Bill Carson Invite	9:28.18

4X100-METER RELAY

Date	Athlete	Meet	Time
4/5	Kee, Royster, Winfrey, Walker	Florida Relays	39.84
4/12	Kee, Royster, Winfrey, Walker	Bill Carson Invite	40.05
3/22	Kanervo, Royster, Winfrey, Walker	Shamrock Invite	40.25
3/29	Walker, Royster, Winfrey, Sanders	Weems Baskin Invite	40.25

4X400-METER RELAY

Date	Athlete	Meet	Time
4/5	Walker, Winfrey, Kanervo, Collier	Florida Relays	3:09.19
3/22	Kanervo, Royster, Bermudez, Walker	Shamrock Invite	3:10.79
4/12	Winfrey, Walker, Redic, Royster	Bill Carson Invite	3:11.60

HIGH JUMP

Date	Athlete	Meet	Mark
4/16	Alexandre Asselin	Mt SAC	1.90m // 6-02.75
3/29	Jesse Wideman	Weems Baskin Invite	1.85m // 6-00.75

POLE VAULT

Date	Athlete	Meet	Mark
4/4	Austin Eckenroth	Florida Relays	4.95m // 16-02.75

LONG JUMP

Date	Athlete	Meet	Mark
4/12	Alexandre Asselin	Bill Carson Invite	7.18m // 23-06.75 (+0.5)
4/19	James Adams	USC Outdoor Open	6.91m // 21-11.75 NWI
3/29	Joshua Jones	Weems Baskin	6.52m // 21-04.75 (+2.1)

TRIPLE JUMP

Date	Athlete	Meet	Mark
4/12	James Adams	Bill Carson Invite	14.10m // 46-03.25 (+1.5)

SHOT PUT

Date	Athlete	Meet	Mark
4/12	Josh Suttmeier	Bill Carson Invite	14.41m // 47-03.50
4/12	Andrew Seay	Bill Carson Invite	12.93m // 42-05.25

HAMMER THROW

Date	Athlete	Meet	Mark
4/12	Andrew Seay	Bill Carson Invite	55.63m // 182-06
3/29	Walker Selby	Weems Baskin Invite	53.15m // 174-04

DISCUS THROW

Date	Athlete	Meet	Mark
3/29	Walker Selby	Weems Baskin Invite	43.44m // 142-06
3/29	Andrew Seay	Weems Baskin Invite	41.43m // 135-11

JAVELIN THROW

Date	Athlete	Meet	Mark
4/26	Kaleb Zuidema	Penn Relays	69.66m // 228-06
5/10	Josh Suttmeier	Georgia Invitational	64.17m // 210-06

DECATHLON

Date	Athlete	Meet	Mark
4/17	Alexandre Asselin	Mt SAC	6,210 pts

2014 SOUTH CAROLINA WOMEN'S OUTDOOR TRACK & FIELD

TOP TIMES/MARKS

100-METER DASH

Date	Athlete	Meet	Time
5/10	Ahtyana Johnson	Georgia Invitational	11.50 (+1.0)
3/22	Vashti Bandy	Shamrock Invite	11.77 (+1.3)

200-METER DASH

Date	Athlete	Meet	Time
4/12	Ahtyana Johnson	Bill Carson Invite	23.51 (+1.8)
3/29	Vashti Bandy	Weems Baskin Invite	23.97 (+0.9)

400-METER DASH

Date	Athlete	Meet	Time
3/22	Precious Holmes	Shamrock Invite	52.89
4/12	Briana Haith	Bill Carson Invite	54.04
5/10	Marisa Bellamy	Georgia Invitational	54.80

800-METER RUN

Date	Athlete	Meet	Time
3/22	Anna Todd	Shamrock Invite	2:10.93
4/12	Maya Evans	Bill Carson Invite	2:13.21

1500-METER RUN

Date	Athlete	Meet	Time
4/4	Anna Todd	Florida Relays	4:26.51
4/12	Martha McCoy	Bill Carson Invite	4:44.88

3000-METER RUN

Date	Athlete	Meet	Time
3/22	Mary Reiser	Shamrock Invite	9:57.45
3/22	Kayla Lampe	Shamrock Invite	9:58.00

5000-METER RUN

Date	Athlete	Meet	Time
4/4	Kayla Lampe	Florida Relays	16:55.06
4/4	Mary Reiser	Florida Relays	17:08.95

100-METER HURDLES

Date	Athlete	Meet	Time
3/29	Chalese Davis	Weems Baskin Invite	13.42 (+2.4)
4/12	Tyler Brockington	Bill Carson Invite	13.61 (+0.3)
4/4	Mollie Williams	Florida Relays	13.89 (+1.8)

400-METER HURDLES

Date	Athlete	Meet	Time
4/4	Tamera Harris	Florida Relays	58.58
4/4	Tyler Brockington	Florida Relays	58.68

3000-METER STEEPLECHASE

Date	Athlete	Meet	Time
4/12	Sarah Falta	Bill Carson Invite	11:17.78
4/12	Allie Whitley	Bill Carson Invite	12:24.64

4X100-METER RELAY

Date	Athlete	Meet	Time
3/22	Johnson, Harris, Bandy, Brockington	Shamrock Invite	44.65
3/29	Johnson, Harris, Bandy, Brockington	Weems Baskin Invite	44.91
4/5	Johnson, Harris, Bandy, Brockington	Florida Relays	44.99

4X400-METER RELAY

Date	Athlete	Meet	Time
4/26	Johnson, Brockington, Harris, Bandy	Penn Relays	3:35.81
4/5	Holmes, Haith, Brockington, Bellamy	Florida Relays	3:36.09
3/22	Bellamy, Haith, Bandy, Holmes	Shamrock Invite	3:36.11
4/12	Holmes, Haith, Faulcon, Evans	Bill Carson Invite	3:42.98

DISTANCE MEDLEY RELAY

Date	Meet	Team	Finish	Time/Mark
4/24	Penn Relays	Todd, Evans, Miller, McCoy	18th	12:12.70

HIGH JUMP

Date	Athlete	Meet	Mark
4/12	Sarah Graham	Bill Carson Invite	1.75m // 5-08.75
3/21	Jemekia Wilson	Shamrock Invite	1.60m // 5-03.00

POLE VAULT

Date	Athlete	Meet	Mark
3/29	Petra Olsen	Weems Baskin Invite	4.26m // 13-11.75
3/29	Megan Wall	Weems Baskin Invite	3.80m // 12-05.50

LONG JUMP

Date	Athlete	Meet	Mark
4/12	Alexis Murphy	Bill Carson Invite	5.97m // 19-07.00 (+0.1)
4/24	Chalese Davis	Penn Relays	5.78m // 18-11.75 (+2.4)
3/29	Sarah Graham	Weems Baskin	5.63m // 18-05.75 (+1.1)
3/21	Natasha Dicks	Shamrock Invite	5.62m // 18-05.25 (-1.3)

TRIPLE JUMP

Date	Athlete	Meet	Mark
3/29	Natasha Dicks	Weems Baskin	12.74m // 41-09.75 (+2.7)
3/29	Mykera Glymph-Dantzler	Weems Baskin	11.09m // 36-04.75 (+1.6)
3/22	Alexis Murphy	Shamrock Invite	11.00m // 36-01.25 (+3.6)

SHOT PUT

Date	Athlete	Meet	Mark
4/12	Kaysee Sullivan	Bill Carson Invite	13.81m // 45-03.75

HAMMER THROW

Date	Athlete	Meet	Mark
3/21	Olivia Hassler	Shamrock Invite	31.89m // 104-07

DISCUS THROW

Date	Athlete	Meet	Mark
3/29	Kaysee Sullivan	Weems Baskin Invite	48.03m // 157-07

JAVELIN THROW

Date	Athlete	Meet	Mark
5/10	Olivia Hassler	Georgia Invitational	40.59m // 133-02
4/12	Jemekia Wilson	Bill Carson Invite	34.49m // 113-02

HEPTATHLON

Date	Athlete	Meet	Mark
4/17	Sarah Graham	Mt SAC	5,215 pts

SEC OUTDOOR CHAMPIONSHIP HISTORY

MEN'S CHAMPIONS

400-METER DASH

2003 Otis Harris 45.28

800-METER RUN

1997 Marvin Watts 1:47.91

2001 Otukile Lekote 1:45.36

2002 Otukile Lekote 1:45.27

110-METER HURDLES

1998 Terrence Trammell 13.38

1999 Terrence Trammell 13.29

2000 Terrence Trammell 13.30

2008 Jason Richardson 13.21

2009 Jason Richardson 13.29

400-METER HURDLES

2003 Kenneth Ferguson 48.79

2009 Johnny Dutch 48.58

2010 Johnny Dutch 49.56

4x400-METER RELAY

2002 Law, Lekote, 3:02.81

Harris, Fortenberry

2003 Ferguson, Lekote, 3:04.66

Fortenberry, Harris

2009 Ngwigwa, Dutch, 3:04.49

Moore, Richardson

POLE VAULT

2001 Chris Steddum 17-1

2010 Elliott Haynie 17-3 3/4

SHOT PUT

1996 Brad Snyder 63-8 3/4

1997 Kevin Mannon 62-6 3/4

1998 Brad Snyder 66-4 1/2

1999 Brad Snyder 65-10 1/2

2009 Jason Cook 63-04 3/4

DISCUS

1994 Ron Willis 179-0

1997 Kevin Mannon 188-4

1998 Brad Snyder 190-9

HAMMER

1996 John Stoikos 218-10

WOMEN'S CHAMPIONS

200-METER DASH

2000 Miki Barber 22.84

2003 Erica Whipple 22.82

2005 Shalonda Solomon 22.74

2006 Shalonda Solomon 22.36

400-METER DASH

1998 Tonique Williams 51.99

1999 Miki Barber 51.21

2000 Miki Barber 50.98

2001 Miki Barber 50.63

2002 Lashinda Demus 51.24

2005 Natasha Hastings 51.94

2007 Natasha Hastings 50.84

10,000-METER RUN

1998 Tanya Povey 35:07.62

100-METER HURDLES

1999 Ellakisha Williamson 13.08w

400-METER HURDLES

1999 Ellakisha Williamson 57.32

2001 Tacita Bass 57.31

2002 Tiffany Ross 55.27

2003 Tiffany Ross 57.13

2004 Lashinda Demus 54.50

2005 Tiffany Ross-Williams 55.68

4x100-METER RELAY

2001 Williams, L. Barber, 43.48

M. Barber, Washington

2005 Nesbitt, Whipple, 43.78

Joyce, Solomon

2006 Hastings, Nesbitt, 43.81

Giles, Solomon

2007 Martin, Hastings, 43.33

Giles, Solomon

4x400-METER RELAY

1999 L. Barber, Washington, 3:32.94

Williamson, M. Barber

2000 L. Barber, Washington, 3:31.44

Williamson, M. Barber

2001 Griffin, M. Barber, 3:31.24

L. Barber, Washington

2002 Lewis, Stoddart, 3:30.68

Ross, L. Barber

2005 Hastings, Stoddart, 3:29.06

Ross-Williams, Smith

2007 Cantey, Giles, 3:28.44

Cross, Hastings

3,000-METER STEEPLECHASE

2010 Beatrice Biwott 10:20.14

POLE VAULT

1998 Kylene Nixon 12-8 1/4

TRIPLE JUMP

2005 Kemesha Whitmire 43-7

SHOT PUT

1996 Crystal Brownlee 55-1 1/2

1997 Crystal Brownlee 55-4 3/4

1998 Crystal Brownlee 55-11 1/4

DISCUS

1995 Dawn Ellerbe 167-0

1996 Dawn Ellerbe 181-3

2007 Precious Akins 167-10 3/4

HAMMER

1997 Lisa Misipeka 206-7

1998 Lisa Misipeka 213-3

1999 Michelle Fournier 206-3

JAVELIN

1993 Leslie Coons 168-0

HEPTATHLON

1997 Erin Narzinski 5,607 pts

1999 Erin Narzinski 5,565 pts

2002 Tacita Bass 5,588 pts



MEN'S SEC OUTDOOR SCORING

1992 - 10TH

10,000m - Keith Gorski (6)
Decathlon - Nicky Nichols (8)

1993 - 8TH

800m - Adrian Bonner (8)
110mH - Terry Winston (5)
400mH - Frank Mensah (7)
High Jump - Marcus Sutton (6)
Pole Vault - Wayne Rimmer (6)
Shot Put - Ron Willis (6)
Discus - Brett Murray (2), Ron Willis (4)
Hammer - Ron Willis (4), Lavon Page (8)
Decathlon - Steve Owens (5)

1994 - 4TH

800m - Adrian Bonner (6)
10,000m - Mark Cruz (8)
110mH - Terry Winston (2)
400mH - Marcus Phillips (2),
Frank Mensah (3)
4x400m - Winston, Phillips, Bonner, Swartz (8)
Shot Put - Ron Willis (3)
Discus - Ron Willis (1), Brett Murray (3),
Chad Moreau (7)
Hammer - Ron Willis (3), John Stoikos (5),
Chad Moreau (6), Lavon Page (7), Brett
Murray (8)
Javelin - Derek McMillan (6)
Decathlon - Steve Owens (5)

1995 - 8TH

800m - Adrian Bonner (4), Marvin Watts (7)
110mH - Steve Owens (8)
Steeplechase - Tom Cronin (6)
High Jump - Lee Hughes (7)
Discus - Brett Murray (2), Chad Moreau (4)
Hammer - John Stoikos (2), Glenn McAtee
(5), Chad Moreau (6), Brett Murray (7)
Decathlon - Steve Owens (5), David Carnes (7)

1996 - 5TH

100m - Marcus Robinson (2), Corey Bridges (4)
200m - Marcus Robinson (2)
800m - Marvin Watts (2)
4x100m - USC (3)
4x400m - USC (8)
Shot Put - Brad Snyder (1), Jeff Shalayda
(5), Kevin Mannon (6)
Discus - Brad Snyder (4), Kevin Mannon (6)
Hammer - John Stoikos (1), Kevin Mannon
(3), Bert Sorin (7)
Javelin - Jason LaBarbera (3)

1997 - 5TH

100m - Corey Bridges (4), Jamaal Williams
(6), Shah Mays (7), Jamie Price (8)
200m - Jamie Price (7)
800m - Marvin Watts (1)
4x100m - USC (2)
Pole Vault - Pat Tvarunas (7)
Shot Put - Kevin Mannon (1), Jeff Shalayda (4)
Discus - Kevin Mannon (1)
Hammer - Kevin Mannon (2), Mattias
Ohlsson (3), Bert Sorin (4)
Javelin - Jason LaBarbera (2)

1998 - 5TH

100m - Corey Bridges (2)
200m - Terrence Trammell (3)
800m - Marvin Watts (4)
110mH - Terrence Trammell (1)
4x100m - USC (2)
4x400m - USC (5)
Shot Put - Brad Snyder (1)
Discus - Brad Snyder (1), Ryan Harrison (3)
Hammer - Bert Sorin (2), Ryan Harrison (5),
Mattias Ohlsson (7)
Javelin - Bert Sorin (7)
Decathlon - CJ Anderson (8)

1999 - 6TH

100m - Terrence Trammell (3), Clint
Crenshaw (7)
200m - Terrence Trammell (6)

110mH - Terrence Trammell (1)
4x100m - Crenshaw, Trammell, Mays, Price (2)
Pole Vault - Patrick Tvarunas (4), Michael
Lameier (8)
Shot Put - Brad Snyder (1)
Discus - Brad Snyder (3), Ryan Harrison (4)
Hammer - Bert Sorin (4), Ryan Harrison (5)
Javelin - Bert Sorin (6)
Decathlon - CJ Anderson (5)

2000 - 8TH

100m - Terrence Trammell (3), Clint
Crenshaw (8)
400m - Jimmie Hackley (4)
110mH - Terrence Trammell (1)
4x400m - USC (7)
Pole Vault - Chris Steddum (4), Patrick
Tvarunas (7)

2001 - 8TH

100m - Josephus Howard (3)
200m - Josephus Howard (2)
400m - Otis Harris (8)
800m - Otukile Lekote (1)
110mH - Corey Taylor (8)
400mH - Jarred Johnson (7)
4x100m - USC (2)
4x400m - USC (4)
High Jump - Fredrick Townsend (7)
Pole Vault - Chris Steddum (1), Jared
Farabee (2)
Shot Put - Adam Bishop (5)

2002 - 7TH

400m - Otis Harris (5), Jonathan Fortenberry (6)
800m - Otukile Lekote (1)
110mH - Corey Taylor (5)
4x100m - Burriano, Totton,
Law, Taylor (3)
4x400m - Law, Lekote,
Harris, Fortenberry (1)
Pole Vault - Chris Steddum (2)
Decathlon - Fred Townsend (3)

2003 - T-6TH

400m - Otis Harris (1)
800m - Otukile Lekote (4)
1,500m - William Emase (6)
110mH - Kenneth Ferguson (2), Corey Taylor
(6), Chuck Ryan (7)
400mH - Kenneth Ferguson (1)
4x400m - USC (1)
High Jump - Fred Townsend (7)
Pole Vault - Greg Royster (6), Jared Farabee (6)
Long Jump - Tony Allmond (5), Greig Cryer (7)
Shot Put - Adam Bishop (5)

2004 - 10TH

200m - Rodney Martin (3)
4x100m - Cryer, Martin,
Durant, Allmond (6)
4x400m - Martin, Flood,
Cunningham, Durant (5)
Long Jump - Tony Allmond (5)
Hammer - Brook Antonio (7)

2005 - 9TH

100m - Rodney Martin (8)
200m - Rodney Martin (7)
800m - William Emase (4)
400mH - Jason Richardson (6)
4x100m - Durant, Dixon,
Richardson, Martin (5)
4x400m - Durant, Hillard,
James, Hinnant (7)
Triple Jump - Derek Pressley (8)
Javelin - Joe Schroeder (6)

2006 - 5TH

100m - Leroy Dixon (5)
200m - Leroy Dixon (8)
800m - Shawn Cunningham (8)
110mH - Jason Richardson (2), Thomas
Hilliard (7)
400mH - Jason Richardson (2), Thomas

Hilliard (4)
4x400m - Hinnant, Hilliard,
Richardson, James (3)
Pole Vault - Trey Bell (2)
Long Jump - Greig Cryer (3)
Triple Jump - Greig Cryer (5), Derek Pressley (7)
Shot Put - Jim Mitchell (5)
Discus - Brook Antonio (3)
Hammer - Brook Antonio (3), Tyler Trout (8)
Javelin - Joe Schroeder (8)
Decathlon - Greg Royster (4)

2007 - 8TH

400m - Ray Miley (6), Derron Flood (8)
110mH - Thomas Hilliard (4)
400mH - Thomas Hilliard (3), Jussi Heikkila (5)
4x100m - James, Lytle, Moore,
Flood (6th)
4x400m - Moore, Hilliard, James,
Miley (2nd)
Triple Jump - Derek Pressley (2nd)
Discus - Tyler Trout (8)
Hammer - Tyler Trout (4)
Javelin - Erik Heymann (3), Joe Schroeder (6)
Decathlon - Curt McGill - (6)

2008 - 7TH

400m - Quentin Moore (5)
110mH - Jason Richardson (1), Johnny
Dutch (4)
400mH - Johnny Dutch (2), Jussi Heikkila
(4), Jason Richardson (8)
4x100m - Markett, Hancock, Lytle, Sales (4)
4x400m - Hinnant, Moore, Heikkila, Miley (5)
Triple Jump - Derek Pressley (3)
Shot Put - Jason Cook (3)
Hammer - Michael Zajac (8)
Javelin - Erik Heymann (7)

2009 - 4th

100m - Johnathan Hancock (7)
200m - Antonio Sales (4)
400m - Obakeng Ngwigwa (8)
110mH - Jason Richardson (1), Booker
Nunley (2), Johnny Dutch (4)
400mH - Johnny Dutch (1)
4x100m - Hancock, Sales, Moore, Ngwigwa (3)
4x400m - Ngwigwa, Dutch, Moore, Rich-
ardson (1)
Pole Vault - Elliott Haynie (2), Marvin Reitze (5)
Shot Put - Jason Cook (1)
Hammer - Michael Zajac (6)
Javelin - Erik Heymann (3)

2010 - 3rd

200m - Antonio Sales (2), Obakeng Ngwigwa (3)
400m - Obakeng Ngwigwa (7)
110mH - Booker Nunley (2), Johnny Dutch (3)
400mH - Johnny Dutch (1)
4x100m - Carter, Sales, Moore, Ngwigwa (5)
4x400m - Ngwigwa, Moore, Anderson, Dutch (3)
Triple Jump - Lincoln Carr (5)
High Jump - David Wilkins (T7)
Shot Put - Louis Day (7)
Pole Vault - Elliott Haynie (1)
Hammer - Michael Zajac (4)
Discus - Jeff Merkt (4), Michael Zajac (6)
Decathlon - Scott Pierce (4), Eddie Stoudemire (5)

2011 - 11th

400mH - Nejmi Burnside (8)
4x100m - Royster, Maxwell, Gravesande,
Sales (3)
4x400m - Gravesande, Carter, Sales, Anderson (6)
High Jump - David Wilkins (T6)
Pole Vault - Marvin Reitze (3)
Hammer - Michael Zajac (5)

2012 - 9th

100m - Chris Royster (6)
200m - Chris Royster (7)
400m - Clayton Gravesande (7)
4x100m - Royster, Byrd, Gravesande,
Winfrey (4)
4x400m - Gravesande, Carter, Stenner,
Winfrey (6)

Triple Jump - Dorian Johnson (7)
Pole Vault - Marvin Reitze (3), Matt Shuler (8)
Shot Put - Louis Day (6)
Javelin - Joshua Suttmeier (4)
Hammer Throw - Andrew Seay (8)

2013 - 13th

100m - Chris Royster (7)
110mH - Jermaine Collier (5), Dondre
Echols (6)
400mH - Jermaine Collier (3)
Long Jump - Jarrod Hutchen (8)

WOMEN'S SEC OUTDOOR SCORING

1992 - 12TH

No scorers

1993 - 10TH

1,500m - Liz Figlar (6), Tracey Capper (7)
5,000m - Sue McGhie (6)
10,000m - Kristen Kroger (6)
Shot Put - Dawn Ellerbe (7)

1994 - 5TH

1,500m - Tracey Capper (8)
10,000m - Sue McGhie (2), Jill Savege (4)
400mH - Rhody Williams (8)
High Jump - Julie Symonds (5)
Long Jump - LaTasha Hughes (8)
Shot Put - Lisa Misipeka (2), Leslie Coons (6)
Discus - Lisa Misipeka (4), Leslie Coons (5)
Javelin - Leslie Coons (1), Marcia Chmura (3)

1995 - 8TH

1,500m - Tracey Capper (6)
5,000m - Tracey Capper (8)
100mH - Rhody Williams (4)
400mH - Rhody Williams (8)
Shot Put - Crystal Brownlee (3), Dawn Ellerbe (6)
Discus - Dawn Ellerbe (1)

1996 - 2ND

1,500m - Liz Figlar (8)
4x400m - USC (8)
Long Jump - Tijuana Noisette (8)
Shot Put - Crystal Brownlee (1), Lisa Misipeka (2), Dawn Ellerbe (3)
Discus - Dawn Ellerbe (1), Lisa Misipeka (2)
Hammer - Dawn Ellerbe (1), Lisa Misipeka (2), Marcia Chmura (3)
Candy Mitchell (4), Crystal Brownlee (5)
Javelin - Candy Mitchell (2), Marcia Chmura (5), Erin Narzinski (6)
Heptathlon - Erin Narzinski (2), Jennifer Britz (7)

1997 - 3RD

400m - Tonique Williams (2)
800m - Charmaine Howell (2)
1,500m - Ivana Sklandana (7)
4x400m - USC (4)
Long Jump - Erin Narzinski (8)
Shot Put - Crystal Brownlee (1), Lisa Misipeka (4), Dawn Ellerbe (5)
Discus - Dawn Ellerbe (2), Lisa Misipeka (6)
Hammer - Lisa Misipeka (1), Dawn Ellerbe (2), Loren Thouvenot (4), Crystal Brownlee (6), Candy Mitchell (7)
Javelin - Candy Mitchell (2), Marcia Chmura (5), Erin Narzinski (6)
Heptathlon - Erin Narzinski (1)

1998 - 2ND

400m - Tonique Williams (1)
800m - Charmaine Howell (2)
3,000m - Joyce Peebles (8)
5,000m - Tanya Povey (3)
10,000m - Tanya Povey (1)
4x100m - USC (7)
4x400m - USC (5)
Pole Vault - Kylene Nixon (1)
Triple Jump - Rodena Barr (6)
Shot Put - Crystal Brownlee (1), Lisa Misipeka (5), Michelle Fournier (7)
Discus - Michelle Fournier (4), Lisa Misipeka (5)
Hammer - Lisa Misipeka (1), Michelle Fournier (2), Crystal Brownlee (5), Loren Thouvenot (7)
Javelin - Erin Narzinski (3), Loren Thouvenot (8)
Heptathlon - Erin Narzinski (2)

1999 - 1ST

200m - Miki Barber (4), Demetria Washington (7)
400m - Miki Barber (1), Demetria Washington (3)
800m - Kristina Brown (4), Andrea Hallmon (6)

10,000m - Katie England (6)
100mH - Ellakisha Williamson (1), Jacqueline Madison (5)
400mH - Ellakisha Williamson (1), Tacita Bass (6), Jacqueline Madison (8)
4x100m - USC (3)
4x400m - USC (1)
Pole Vault - Becky Studebaker (8)
Triple Jump - Rodena Barr (6)
Shot Put - Michelle Fournier (4), Lynette Keppeler (5)
Discus - Michelle Fournier (2), Alana Robinson (3)
Hammer - Michelle Fournier (1), Candy Mitchell (7)
Javelin - Candy Mitchell (3)

2000 - 2ND

100m - Rodena Barr (6)
200m - Miki Barber (1), Demetria Washington (4), Lisa Barber (5), Mechelle Lewis (6)
400m - Miki Barber (1), Demetria Washington (2)
800m - Kristina Brown (4), Andrea Hallmon (8)
1,500m - Joyce Peebles (7)
10,000m - Katie Orr (5)
100mH - Ellakisha Williamson (3), Jackie Madison (5)
400mH - Ellakisha Williamson (4), Jackie Madison (7)
4x100m - USC (2)
4x400m - USC (1)
Pole Vault - Kylene Nixon (T-2), Lori Tvarkunas (T-8)
Long Jump - Antoinette Wilks (7)
Triple Jump - Rodena Barr (3), Antoinette Wilks (8)
Shot Put - Lynette Keppeler (6)
Hammer - Loren Thouvenot (5)
Discus - Alana Robinson (3)
Javelin - Candy Mitchell (2)

2001 - 3RD

100m - Lisa Barber (2)
200m - Demetria Washington (2), Miki Barber (3), Lisa Barber (6)
400m - Miki Barber (1), Demetria Washington (2)
800m - Andrea Hallmon (3)
100mH - Jackie Madison (3)
400mH - Tacita Bass (1), Shontel Powell (7)
4x100m - USC (1)
4x400m - USC (1)
Pole Vault - Kylene Nixon (6)
Triple Jump - Antoinette Wilks (9)
Shot Put - Lynette Keppeler (4)
Discus - Alana Robinson (2)
Heptathlon - Tacita Bass (3)

2002 - 1ST

100m - Aleen Bailey (2), Lisa Barber (3), Erica Whipple (7)
200m - Aleen Bailey (2), Lisa Barber (4), Demetria Washington (7)
400m - Lashinda Demus (1), Demetria Washington (2)
100mH - Tiffany Ross (2)
400mH - Tiffany Ross (1), Lashinda Demus (2), Tacita Bass (4), Shevon Stoddart (5)
4x100m - Lewis, Washington, L. Barber, Bailey (2)
4x400m - L. Barber, Ross, Stoddart, Lewis (1)
Long Jump - Antoinette Wilks (2)
Triple Jump - Rashida Abdul-Malik (5)
Shot Put - India Odum (8)
Discus - Kerri Groover (5)
Javelin - Heather Nisbet (8)
Heptathlon - Tacita Bass (1), Antoinette Wilks (3), Chelsea Hammond (5)

2003 - 4TH

100m - Erica Whipple (2), Aleen Bailey (3)
200m - Erica Whipple (1), Aleen Bailey (3)
400m - Shevon Stoddart (5), Tawana Watkins (6)
100mH - Antoinette Wilks (6)
400mH - Tiffany Ross (1), Shevon Stoddart (3), Tawana Watkins (8)

4x100m - USC (2)
4x400m - USC (3)
Long Jump - Chelsea Hammond (8)
Shot Put - India Odum (6)
Heptathlon - Antoinette Wilks (3), Chelsea Hammond (4)

2004 - 4TH

100m - Erica Whipple (7), Khalilah Carpenter (5)
200m - Khalilah Carpenter (4)
400m - Stephanie Smith (6)
100mH - Ronnetta Alexander (7), Lashinda Demus (3)
400mH - Chiquita Martin (7), Shevon Stoddart (2), Lashinda Demus (1)
4x100m - Alexander, Whipple, Smith, Carpenter (3)
4x400m - Stoddart, Smith, Carpenter, Demus (2)
High Jump - Chelsea Hammond (6)
Long Jump - Kemesha Whitmire (6), Chelsea Hammond (5)
Triple Jump - Kemesha Whitmire (6), Rhashida Abdul-malik (5)
Discus - Precious Akins (4)
Javelin - Katie Desin (3)
Heptathlon - Chelsea Hammond (2)

2005 - 1ST

100m - Shalonda Solomon (2), Erica Whipple (6), Alexis Joyce (8)
200m - Shalonda Solomon (1), Stephanie Smith (4), Erica Whipple (5), Khalilah Carpenter (8)
400m - Natasha Hastings (1), Tawana Watkins (4), Stephanie Smith (6)
800m - Shay Sheldon (4)
100mH - Shevon Stoddart (3)
400mH - Tiffany Ross-Williams (1), Shevon Stoddart (2), Tawana Watkins (3)
4x100m - Joyce, Nesbitt, Solomon, Whipple (1)
4x400m - Hastings, Ross-Williams, Smith, Stoddart (1)
Pole Vault - Cheryl Terrio (3)
Triple Jump - Kemesha Whitmire (1)
Shot Put - Precious Akins (5)

2006 - 3RD

100m - Shalonda Solomon (3), Amberly Nesbitt (7)
200m - Shalonda Solomon (1), Amberly Nesbitt (7)
400m - Natasha Hastings (2), Stephanie Smith (8)
100mH - Ronnetta Alexander (3), Chiquita Martin (7)
400mH - Chiquita Martin (3), Bailey Lewis (6)
4x100m - Hastings, Nesbitt, Giles, Solomon (1)
High Jump - Monica Bozenski (8)
Pole Vault - Cheryl Terrio (4)
Shot Put - Precious Akins (3)
Discus - Precious Akins (3), Kerri Groover (8)
Heptathlon - Kettiany Clarke (3)

2007 - 5TH

100m - Shalonda Solomon (3)
200m - Shalonda Solomon (3), Natasha Hastings (4)
400m - Natasha Hastings (1)
100mH - Chiquita Martin (4), Ronnetta Alexander (8)
400mH - Krystal Canteley (2nd), Chiquita Martin (3), Trier Young (5), Tawana Watkins (8)
4x100m - Martin, Hastings, Giles, Solomon (1)
4x400m - Canteley, Giles, Cross, Hastings (1)
Discus - Precious Akins (1)
Long Jump - Brittney James (7)

2008 - 8th

200m - Shayla Mahan (8)
400m - Brandi Cross (2)
100mH - Trier Young (7)
400mH - Trier Young (4)
4x100m - Brookins, Mahan, Giles, Glenn (3)
Pole Vault - Sallie Gurganus (T7)
Long Jump - Brittney James (3)

Discus - Aimee Kodat (7)
Heptathlon - Kettiany Clarke (6)

2009 - 8th

100m - LaKya Brookins (3), Shayla Mahan (5), Gabrielle Glenn (7)
100mH - Janica Austin (5)
400mH - Janica Austin (3)
4x100m - Brookins, Mahan, Glenn, Jacobs (2)
4x400m - Byrd, Austin, Jacobs, Glenn (3)
3000m Steeplechase - Beatrice Biwott (4)
Pole Vault - Sallie Gurganus (7)
High Jump - Cory Bowen (T6), Staley Foster (T8)
Shot Put - Stacey Roberts (8)
Discus - Aimee Kodat (7)
Heptathlon - Kettiany Clarke (7)

2010 - 8th

100m - Gabrielle Glenn (8)
400m - Brandi Cross (6)
100mH - Kettiany Clarke (3), Janica Austin (5)
400mH - Janica Austin (5)
4x100m - Jacobs, Mahan, Glenn, Fisher (2)
4x400m - Cross, Glenn, McCorkle, Jacobs (7)
3,000m Steeple - Beatrice Biwott (1)
High Jump - Kayla Blake (6)
Pole Vault - Vica Shobe (T3), Sallie Gurganus (T8)
Discus - Aimee Kodat (7)

2011 - 7th

100m - LaKya Brookins (2), Gabrielle Glenn (8)
200m - Gabrielle Glenn (7), Kelsey McCorkle (8)
100mH - Kierre Beckles (2)
400mH - Amber Allen (8)
4x100m - Brookins, Bandy, Glenn, McCorkle (4)
3,000m Steeple - Beatrice Biwott (4)
High Jump - Jeannelle Scheper (4)
Triple Jump - Radiance Basden (4)
Shot Put - Stacey Roberts (7), Katie Vuckovich (8)
Discus - Aimee Kodat (8)
Javelin - Emily Lawrence (8)

2012 - 9th

100mH - Chalese Davis (7)
400m - Amber Allen (6)
4x100m - Delaney, McCorkle, Bandy, Allen (6)
4x400m - Rucker, Rodrigues, Allen, Green (4)
3,000 Steeple - Beatrice Biwott (7)
5,000m - Kayla Lampe (8)
Triple Jump - Radiance Basden (8)
High Jump - Jeannelle Scheper (5)
Pole Vault - Petra Olsen (6)
Shot Put - Breanna Radford (4), Stacey Roberts (6), Kaysee Sullivan (8)
Javelin - Emily Lawrence (7)

2013 - 8th

400m - Erika Rucker (4)
100mH - Kierre Beckles (2)
400mH - Tamera Harris (5), Tyler Brockington (8)
4x100m - Johnson, Brockington, Simpson, Harris (6)
4x400m - Rucker, Green, Rodrigues, Harris (5)
High Jump - Jeannelle Scheper (2)
Pole Vault - Petra Olsen (7)
Shot Put - Breanna Radford (4)
Discus - Kaysee Sullivan (8)

MEN'S ALL-TIME OUTDOOR PERFORMANCES

100-METER DASH

1. Terrence Trammell	2000	10.04
2. Andre Totton	2001	10.12w
3. Corey Bridges	1996	10.13
4. Chris Royster	2013	10.17w
5. Leroy Dixon	2005	10.19
6. Marcus Robinson	1996	10.21
7. Rodney Martin	2005	10.25
8. Pap Howard	2001	10.27
9. Johnathan Hancock	2009	10.31
Clint Crenshaw	2001	
10. Nigel Stoddart	1990	10.33
Antonio Sales	2008	

200-METER DASH

1. Rodney Martin	2005	20.34
2. Leroy Dixon	2006	20.44
3. Terrence Trammell	1999	20.45
4. Pap Howard	2001	20.47
5. Antonio Sales	2010	20.54
6. Obakeng Ngwigwa	2010	20.56
7. Andre Totton	2001	20.58
8. Marcus Robinson	1996	20.63
9. Jimmie Hackley	1999	20.64
10. Jamie Price	1998	20.79

400-METER DASH

1. Otis Harris	2003	44.57
2. Jimmie Hackley	2000	45.64
3. Jonathan Fortenberry	2002	45.67
4. Clayton Gravesande	2012	45.93
5. Obakeng Ngwigwa	2010	46.09
6. Otukile Lekote	2001	46.12
7. Quentin Moore	2008	46.18
8. Jamil James	2007	46.28
9. Ray Miley	2007	46.31
10. Eddie Miller	1988	46.35

800-METER RUN

1. Otukile Lekote	2001	1:44.47
2. Marvin Watts	1998	1:47.74
3. Bob Kaczka	1970	1:48.01
4. Adrian Booner	1995	1:48.13
5. William Emase	2005	1:48.23
6. Jim Schaper	1972	1:48.71
7. John Brown	1974	1:49.94
8. Johnny Baez	2006	1:50.03
9. Chris Swartz	1993	1:50.29
10. Drew Ricci	2014	1:50.61

1,500-METER RUN

1. Jim Schaper	1974	3:42.48
2. Tim Colas	1982	3:44.79
3. Alan Drosky	1984	3:45.79
4. Halston Taylor	1976	3:47.14
5. Bob Crumbie	1965	3:48.24
6. Tom Howe	1987	3:48.90
7. William Emase	2003	3:49.07
8. Tom Cronin	1993	3:49.12
9. Robert Razick	2012	3:49.84
10. Frank Murno	1978	3:50.24

5,000-METER RUN

1. Tom Howe	1987	14:06.54
2. Ken Castello	1987	14:13.24
3. Bob Day	1975	14:16.14
4. Paul Laymon	1992	14:29.40
5. Jim Carey	1978	14:30.24
6. Tim Colas	1983	14:32.54
7. Mike Hedgecock	1990	14:33.20
8. Keith Gorski	1993	14:35.40
9. Rob Devlin	1986	14:41.74
10. Jim Karcanes	1991	14:41.9

10,000-METER RUN

1. Rob Devlin	1986	30:05.24
2. Leon Cook	1976	30:12.86
3. Keith Gorski	1992	30:23.88
4. Mark Cruz	1994	30:29.89
5. Paul Laymon	1989	30:52.20
6. Andy Bredfield	1990	31:09.05
7. Ted Fort	1990	31:17.70
8. Greg Wimer	1985	31:26.24
9. Mike Hedgecock	1991	31:27.50
10. Jim Carey	1978	31:34.24

110-METER HURDLES

1. Terrence Trammell	2000	13.19
2. Jason Richardson	2008	13.21
3. Johnny Dutch	2010	13.30w
4. Booker Nunley	2009	13.32
5. Kenneth Ferguson	2003	13.53
6. Thomas Hilliard	2007	13.70
7. Corey Taylor	2003	13.72
8. Jussi Kanervo	2014	13.77

Frank Mensah	1994	
9. Charles Ryan	2003	13.78
Terry Winston	1993	

400-METER HURDLES

1. Johnny Dutch	2010	47.63
2. Kenneth Ferguson	2003	48.79
3. Tony Rambo	1982	48.90
4. Jussi Heikkila	2008	49.39
5. Thomas Hilliard	2007	49.63
6. Jason Richardson	2006	49.82
7. Anthony Bennon	1987	50.04
8. David Arnold	1990	50.80
9. Jermaine Collier	2014	50.96
10. Jussi Kanervo	2014	51.02

3,000-METER STEEPLECHASE

1. Andy Foster	1988	8:57.96
2. Tom Cronin	1995	9:00.58
3. Leon Cook	1977	9:01.44
4. Mike Hedgecock	1989	9:03.79
5. Brad Herbst	1991	9:08.57
6. Paul Laymon	1993	9:10.90
7. Max Minter	1981	9:13.04
8. Mike Costello	1985	9:14.11
9. Jered Haag	1994	9:16.97
10. Steve Mance	2005	9:24.07

4X100-METER RELAY

1. Crenshaw, Trammell, Hackley, Howard	2000	38.45
2. Crenshaw, Trammell, Mays, Price	1999	38.92
3. Barrino, Law, Totton, Taylor	2002	39.01
4. Carter, Sales, Moore, Ngwigwa	2010	39.07
5. Trammell, Bridges, Dempers, Price	1998	39.08
6. Hancock, Sales, Moore, Ngwigwa	2009	39.09
7. Totton, Howard, Crenshaw, Taylor	2001	39.19
8. Trammell, Price, Dempers, Williams	1998	39.27
9. Hancock, Sales, Moore, Markett	2008	39.37
10. Crenshaw, Trammell, Hackley, Price	1999	39.39
Bridges, Williams, Dempers, Trammell	1998	

4X400-METER RELAY

1. Law, Lekote, Harris, Fortenberry	2002	3:02.16
2. Ferguson Lekote, Fortenberry, Harris	2003	3:02.86
3. Dutch, Ngwigwa, Anderson, Moore	2009	3:02.88
4. Ngwigwa, Dutch, Anderson, Moore	2010	3:03.58
5. Moore, Hilliard, James, Miley	2007	3:03.86
6. Ngwigwa, Richardson, Dutch, Anderson	2009	3:03.89
7. Law, Howard, Lekote, Harris	2001	3:04.36
8. Ngwigwa, Dutch, Moore, Richardson	2009	3:04.49
9. Hinnant, Hilliard, James, Richardson	2006	3:04.62
10. Durant, Ferguson, Lekote, Harris	2003	3:04.66

HIGH JUMP

1. Paul Wiechern	1988	7-3 1/4
2. Gus Kirkland	1981	7-2 3/4
3. Steve Wilson	1977	7-1 3/4
4. Marve Johnson	1983	7-1
5. Fred Townsend	2001	7-1
6. David Wilkins	2011	7-0 1/2
7. Lee Hughes	1999	7-0 1/4
8. Art Henson	1992	6-11
9. Steve Owens	1991	6-10 3/4
Phillipe Williams	1991	

POLE VAULT

1. Marvin Reitze	2012	18-1
2. Elliott Haynie	2009	17-10 1/2
3. Chris Steddum	2002	17-7 3/4
4. Dale Gerke	1988	17-5 1/2
5. Matt Shuler	2011	17-4 1/2
6. Darren Davis	1988	17-1 3/4
7. Dan McKenzie	2006	17-0 3/4

8. Jarad Farabee	2002	16-11
9. Patrick Tvarakunas	1999	16-10 3/4
10. Trey Bell	2005	16-6 3/4
Greg Royster	2003	
Mike Lameier	2000	

LONG JUMP

1. Tony Allmond	2004	27-4 3/4w
2. Jarrod Hutchen	2012	26-1 3/4w
3. Greig Cryer	2006	25-9 1/4
4. Rolando Adams	1979	25-7
5. Phillipe Williams	1991	25-2
6. Peter Edeh	1984	25-1
Sam Scott	1982	
8. Anthony Wood	1982	24-9 3/4
9. Ronn Adams	1976	24-8 1/2
10. Gus Kirkland	1980	24-6

TRIPLE JUMP

1. Ron Adams	1975	52-2
2. Derek Pressley	2007	51-10 1/2
3. Lincoln Carr	2011	51-4 1/2
4. Marcus Sutton	1993	51-4 1/4
5. Greig Cryer	2006	51-4
6. Berle Stocks	1976	50-9
7. James Wilson	1982	50-8
8. Wade Brantley	1988	50-6 1/2
9. Dorian Johnson	2012	50-6
10. David Arnold	1990	50-4

SHOT PUT

1. Brad Snyder	1999	67-3 1/2
2. Jason Cook	2009	63-7 1/2
3. Kevin Mannon	1997	62-6 3/4
4. Ron Yarab	1981	61-2 1/2
5. Ron Willis	1994	61-0 3/4
6. Jeff Shalayda	1996	60-7 3/4
7. Jim Mitchell	2006	57-7
8. Adam Bishop	2003	57-3 1/2
9. John Poehlein	1987	56-7
10. Steve Gettel	1982	56-6 1/2

DISCUS

1. Ryan Harrison	1999	196-10
2. Brett Murray	1994	194-11
3. Brad Snyder	1999	192-7
4. Art Swarts	1966	192-3
5. Chad Moreau	1995	189-0
6. Kevin Mannon	1997	188-4
7. Ron Willis	1994	187-3
8. Brook Antonio	2006	183-4
9. Jeff Merkt	2009	176-8
10. Ron Yarab	1981	175-6

HAMMER

1. John Stoikos	1995	222-4
2. Bert Sorin	1999	219-10
3. Kevin Mannon	1997	217-1
4. Ron Willis	1994	214-11
5. Michael Zajac	2010	211-0
6. Brett Murray	1995	209-3
7. Ryan Harrison	1999	208-6
8. Mattias Ohlsson	1997	208-1
9. Tyler Trout	2007	204-2
10. Glenn McAtee	1995	201-5

JAVELIN (NEW)

1. Joshua Suttmeier	2012	238-6
2. Jason LaBarbera	1997	237-4
3. Kaleb Zuidema	2014	228-6
4. Erik Heymann	2007	223-7
5. Derek McMillian	1994	215-11
6. Patrick Keegan	1988	212-8
7. Joe Schroeder	2007	207-6
8. Scott Alsop	2003	206-2
9. Garry Martin	2003	199-6
10. Phillipe Williams	1990	198-10

DECATHLON

1. Phillipe Williams	1990	7,598
2. Wade Brantley	1988	7,406
3. Fred Townsend	2003	7,345
4. Scott Pierce	2010	7,056
5. Steve Owens	1995	7,051
6. Eddie Stoudemire	2010	6,858
7. CJ Anderson	2000	6,817
8. Greg Royster	2006	6,776
9. Erof Johnson	1984	6,690
10. Kent Harris	1988	6,686

WOMEN'S ALL-TIME INDOOR PERFORMANCES

100-METER DASH

1. LaKya Brookins.....	2011	11.02w
2. Shalonda Solomon.....	2006	11.07
3. Erica Whipple.....	2003	11.15
4. Aleen Bailey.....	2003	11.17
5. Amberly Nesbitt.....	2006	11.18
6. Shayla Mahan.....	2011	11.20
7. Lisa Barber.....	2002	11.35
8. Gabrielle Glenn.....	2011	11.41
9. Khalilah Carpenter.....	2005	11.44
10. Rodena Barr.....	2000	11.45

200-METER DASH

1. Shalonda Solomon.....	2006	22.36
2. Aleen Bailey.....	2002	22.54
3. Natasha Hastings.....	2007	22.61
4. Miki Barber.....	2001	22.71
5. Erica Whipple.....	2003	22.82
6. Demetria Washington.....	2001	22.87
7. Lisa Barber.....	2002	23.01
8. Khalilah Carpenter.....	2005	23.32
9. Stephanie Smith.....	2005	23.34
10. Amberly Nesbitt.....	2006	23.36

400-METER DASH

1. Natasha Hastings.....	2007	49.84
2. Miki Barber.....	2001	50.63
3. Lisa Barber.....	2002	50.87
4. Stephanie Smith.....	2005	50.93
5. Demetria Washington.....	2001	51.23
6. Lashinda Demus.....	2002	51.24
7. Brandi Cross.....	2008	51.63
8. Tonique Williams.....	1998	51.99
9. Erika Rucker.....	2013	52.07
10. Nadonnia Rodrigues.....	2010	52.72

800-METER RUN

1. Charmaine Howell.....	1998	2:02.91
2. Shay Shelton.....	2005	2:06.30
3. Erika Rucker.....	2013	2:07.27
4. Andrea Hallmon.....	1999	2:07.29
5. Kristina Brown.....	1999	2:07.47
6. Tracey Capper.....	1996	2:07.90
7. Lashinda Demus.....	2004	2:09.16
8. Deanna Smith.....	1997	2:09.35
9. Shannon Wyont.....	1990	2:09.39
10. Tawana Watkins.....	2004	2:09.68

1,500-METER RUN

1. Tracey Capper.....	1996	4:26.36
2. Anna Todd.....	2014	4:26.51
3. Shannon Wyont.....	1990	4:28.46
4. Charmaine Howell.....	1998	4:29.35
5. Jenny Lake.....	2005	4:29.91
6. Ivana Skladana.....	1997	4:31.03
7. Tanya Povey.....	1998	4:31.45
8. Liz Figlar.....	1996	4:34.41
9. Joyce Peebles.....	2000	4:34.94
10. Dani Barnes.....	2009	4:35.10

5,000-METER RUN

1. Sue McGhie.....	1994	16:42.83
2. Jenny Lake.....	2004	16:49.43
3. Kayla Lampe.....	2014	16:55.06
4. Tanya Povey.....	1998	16:58.87
5. Mary Reiser.....	2014	17:08.95
6. Alexis Fife.....	1991	17:11.50
7. Beatrice Biwott.....	2011	17:14.33
8. Mary Fouse.....	2013	17:19.54
9. Danielle Adams.....	1994	17:24.58
10. Meredith Mill.....	2013	17:28.28

10,000-METER RUN

1. Kayla Lampe.....	2013	33:43.95
2. Tanya Povey.....	1998	34:31.41
3. Lisa Monti.....	1995	36:07.90
4. Sue McGhie.....	1994	36:11.80
5. Penny Boswell.....	2012	36:53.83
6. Jill Savege.....	1994	37:02.40
7. Katie England.....	1999	37:09.24
8. Wilma DePiere.....	1990	37:17.50
9. Danielle Adams.....	1990	37:21.58
10. Rachel Smith.....	2002	37:58.00

100-METER HURDLES

1. Ellakisha Williamson.....	2000	12.81
2. Jackie Madison.....	2000	12.92
3. Tiffany Ross.....	2005	12.99
Lashinda Demus.....	2004	
5. Kierre Beckles.....	2011	13.01
6. Ronnetta Alexander.....	2006	13.08

7. Kettiany Clarke.....	2010	13.20
8. Chiquita Martin.....	2007	13.28
9. Chalese Davis.....	2014	13.42
10. Antoinette Wilks.....	2003	13.45

400-METER HURDLES

1. Lashinda Demus.....	2004	53.43
2. Shevon Stoddart.....	2005	54.47
3. Tiffany Ross.....	2005	54.56
4. Krystal Cantey.....	2007	56.21
5. Tacita Bass.....	2001	57.31
6. Ellakisha Williamson.....	1999	57.32
7. Tawana Watkins.....	2005	57.33
8. Tyler Brockington.....	2013	57.40
9. Chiquita Martin.....	2006	57.78
10. Char Foster.....	1999	57.89

3,000-METER STEEPLECHASE

1. Beatrice Biwott.....	2012	10:13.81
2. Chelsea France.....	2013	10:42.93
3. Sarah Falta.....	2014	11:17.78
4. Lisa McKinney.....	2008	11:46.99
5. Meredith Mill.....	2012	11:50.79
6. Kinsey Eschenburg.....	2002	12:03.35
7. Jessica Smith.....	2006	12:04.71
8. Kelsey Bristol.....	2009	12:20.45
9. Allie Whitley.....	2014	12:24.64
10. Lauren Paige.....	2003	12:25.48

4X100-METER RELAY

1. Ross, Whipple, Joyce, Bailey.....	2003	42.83
2. Ross, Whipple, Joyce, Solomon.....	2005	43.00
3. Hastings, Nesbitt, Giles, Solomon.....	2006	43.09
4. Whipple, Washington, L. Barber, Bailey.....	2002	43.12
5. USC-A.....	2007	43.25
6. Nesbitt, Whipple, Joyce, Solomon.....	2005	43.40
7. Brookins, Mahan, Glenn, Jacobs.....	2009	43.41
8. M. Barber, L. Barber, Washington, Williamson.....	1999	43.44
9. Williams, Washington, M. Barber, L. Barber.....	2001	43.48
10. Carpenter, Whipple, Joyce, Solomon.....	2005	43.58
Joyce, Demus, Carpenter, Whipple.....	2004	

4X400-METER RELAY

1. Washington, Ross, Bass, Demus.....	2002	3:26.46
2. Demus, Stoddart, Watkins, Smith.....	2004	3:27.19
3. Stoddart, Hastings, Ross, Smith.....	2005	3:27.22
4. Washington, Ross, Stoddart, Demus.....	2002	3:28.06
5. Ross, Stoddart, Watkins, Bailey.....	2003	3:28.25
6. L. Barber, M. Barber, Bass, Washington.....	2001	3:28.34
7. Cantey, Giles, Cross, Hastings.....	2007	3:28.44
8. L. Barber, Washington, Williamson, M. Barber.....	2000	3:28.64
9. Bass, Demus, L. Barber, Washington.....	2002	3:29.10
10. Stoddart, Hastings, Watkins, S. Smith.....	2005	3:29.17

HIGH JUMP

1. Jeannelle Scheper.....	2013	6-2
2. Chelsea Hammond.....	2005	5-11 1/2
3. Sarah Graham.....	2014	5-8 3/4
4. Julie Symonds.....	1994	5-8
5. Monica Bozenski.....	2006	5-7 1/4
6. Kayla Blake.....	2010	5-7
Cory Bowen.....	2009	
Kettiany Clarke.....	2006	
Antoinette Wilks.....	2002	
Jennifer Britz.....	1996	

POLE VAULT

1. Petra Olsen.....	2014	13-11 3/4
2. Vica Shobe.....	2010	13-6 1/2
3. Cheryl Terrio.....	2006	13-5 3/4
4. Liza Todd.....	2009	13-1 3/4

5. Angie Rummans.....	2011	13-1 1/2
Sallie Gurganus.....	2008,09	
7. Kylene Nixon.....	1998	12-8 1/4
8. Allie Nicosia.....	2009	12-7 1/2
9. Lori Tvarckunas.....	2001	12-6
10. Megan Wall.....	2013	12-5 1/2

LONG JUMP

1. Chelsea Hammond.....	2004	21-6 3/4
2. Antoinette Wilks.....	2003	21-4 3/4
3. Kemesha Whitmire.....	2004	20-9 1/4
Brittney James.....	2008	
5. Erin Narzinski.....	1998	20-1 1/2
6. Rodena Barr.....	2000	19-11 1/2
7. Tasha Hughes.....	1994	19-9
8. Alexis Murphy.....	2014	19-7
Rashida Abdul-Malik.....	2002	
10. Tacita Bass.....	2002	19-4 3/4

TRIPLE JUMP

1. Rodena Barr.....	2000	44-2
2. Kemesha Whitmire.....	2005	43-7
3. Rhashida Abdul-Malik.....	2004	42-6
4. Radiance Basden.....	2012	42-5 1/4
5. Antoinette Wilks.....	2002	42-4 1/4
6. Natasha Dicks.....	2014	41-9 3/4
7. Dee Dee Fortman.....	1996	40-6 1/4
8. Ceci Kryst.....	2013	40-2 1/4
9. Reanna Townsend.....	2005	38-5
10. Jennifer Britz.....	1997	37-6

SHOT PUT

1. Crystal Brownlee.....	1997	56-8 1/2
2. Dawn Ellerbe.....	1997	54-9 1/2
3. Breanna Radford.....	2013	54-4
4. Precious Akins.....	2006	53-0
5. Lisa Misipeka.....	1997	52-6 1/2
6. India Odum.....	2004	52-0
7. Stacey Roberts.....	2011	50-2 3/4
8. Katie Vuckovich.....	2011	50-2 1/2
9. Michelle Fournier.....	1999	50-0 3/4
10. Leslie Coons.....	1994	49-4 1/4

DISCUS

1. Precious Akins.....	2006	185-9
2. Dawn Ellerbe.....	1997	183-8
3. Lisa Misipeka.....	1996	171-1
4. Keri Groover.....	2002	168-7
5. Alana Robinson.....	2000	168-6
6. Michelle Fournier.....	1999	167-2
7. Aimee Kodat.....	2011	164-5
8. Leslie Coons.....	1994	160-10
9. Kaysee Sullivan.....	2014	157-9
10. India Odum.....	2002	154-6

HAMMER

1. Lisa Misipeka.....	1998	213-3
2. Dawn Ellerbe.....	1997	210-2
3. Michelle Fournier.....	1999	206-3
4. Loren Thouvenot.....	1997	177-7
5. Candy Mitchell.....	1997	177-3
6. Precious Akins.....	2006	177-0
7. Breanna Radford.....	2013	174-2
8. Aisha Grant.....	2002	174-1
9. Crystal Brownlee.....	1998	170-1
10. Lynette Keppeler.....	2001	170-0

JAVELIN (NEW)

1. Candy Mitchell.....	2000	174-8
2. Emily Laurence.....	2012	143-8
3. Olivia Hassler.....	2013	139-1
4. Erin Narzinski.....	1999	134-0
5. Katie Desin.....	2004	129-0
6. Heather Nisbit.....	2002	124-11
7. Jemekia Wilson.....	2013	111-11
8. Chelsea Kaczmarek.....	2005	117-0
9. Kettiany Clarke.....	2008	111-9
10. Loren Thouvenot.....	2000	111-3 3/4

HEPTATHLON

1. Erin Narzinski.....	1998	5,664
2. Tacita Bass.....	2001	5,634
3. Chelsea Hammond.....	2004	5,405
4. Antoinette Wilks.....	2003	5,337
5. Kettiany Clarke.....	2010	5,258
6. Sarah Graham.....	2014	5,215
7. Reanna Townsend.....	2006	4,618
8. Chelsea Kaczmarek.....	2006	4,466
9. Ceci Kryst.....	2011	4,096