



2011-12 SOUTH CAROLINA BASKETBALL

OPENING TIP

Date: Tuesday, November 15, 2011
Tipoff: 7 p.m. ET
Location: Elon, N.C.
Arena: Alumni Gym
Series: South Carolina leads 2-0
Television: SportSouth (check local listings)
Talent: Andy Demetra (pxp), Eddie Fogler (analyst)
Radio: Derek Scott (pxp), Casey Manning (analyst)

GAME 2



**SOUTH CAROLINA
 GAMECOCKS
 (1-0)**

- AT -

**ELON
 PHOENIX
 (0-1)**



Ranking: AP/Coaches (-/-)
Last Five: 1-0
Head Coach: Darrin Horn
Record at SC: 51-42 (4th)
Career Rec.: 162-90 (9th)
vs. Elon: 1-0
SID: Emily Feeney

Stat Leaders:
Points: Gill (14.0)
Rebounds: Jackson (10.0)
Assists: Jackson (5.0)
Blocks: Harris (2.0)
Steals: Williams (5.0)

Ranking: AP/Coaches (-/-)
Last Five: 0-1
Head Coach: Matt Matheny
Record at Elon: 23-40 (3rd)
Career Rec.: Same
vs. SC: 0-2
SID: Erica Madden-Roberson

Stat Leaders:
Points: Troutman (15.0)
Rebounds: Beaumont (8.0)
Assists: 2 with 3.0
Blocks: Koch (1.0)
Steals: 2 with 2.0

2011-12 SCHEDULE

DATE	OPPONENT (TV)	TIME/RESULT
Nov. 3	Kentucky Wesleyan& (SS)	W, 69-59
Nov. 11	Western Carolina (SS)	W, 75-50
Nov. 15	at Elon (SS)	7 p.m.
<i>Las Vegas Invitational</i>		
Nov. 20	Tennessee State (SS)	7 p.m.
Nov. 22	Mississippi Valley State (SS)	7 p.m.
Nov. 25	North Carolina (ESPN2)	10 p.m.
Nov. 26	Southern California or UNLV	TBA
<i>Big East/SEC Challenge</i>		
Dec. 1	Providence (ESPNU)	7 p.m.
Dec. 4	at Clemson (ESPNU)	3:30 p.m.
Dec. 13	Presbyterian (SS)	7 p.m.
Dec. 17	Ohio State (ESPN)	12 p.m.
Dec. 21	Southeastern Louisiana (SS)	7 p.m.
Dec. 28	Wofford (CSS)	7 p.m.
Dec. 31	USC Upstate (SS)	12 p.m.
Jan. 3	SC State	7 p.m.
Jan. 7	at Kentucky* (SECN)	4 p.m.
Jan. 10	Vanderbilt* (ESPNU)	9 p.m.
Jan. 14	Florida* (CSS)	7 p.m.
Jan. 21	at Auburn* (SECN)	1:30 p.m.
Jan. 25	Alabama* (SECN)	8 p.m.
Jan. 28	at Ole Miss* (FSN)	7 p.m.
Feb. 2	at Florida* (ESPN/ESPN2)	9 p.m.
Feb. 4	Kentucky* (ESPN/ESPN2)	6 p.m.
Feb. 8	at Tennessee* (SECN)	8 p.m.
Feb. 11	at Arkansas* (SECN)	1:30 p.m.
Feb. 15	Georgia* (CSS)	7 p.m.
Feb. 18	LSU* (SECN)	1:30 p.m.
Feb. 22	at Vanderbilt* (SECN)	8 p.m.
Feb. 25	Tennessee* (FSN)	8 p.m.
Feb. 29	Mississippi State* (SECN)	8 p.m.
March 3	at Georgia* (SECN)	1:30 p.m.
<i>SEC Tournament</i>		
March 10	First Round (SECN)	TBA
March 11	Quarterfinals (SECN)	TBA
March 12	Semifinals (ABC)	TBA
March 13	Finals (ABC)	TBA

All home games in **bold** | All times listed Eastern
 * indicates SEC contest | & indicates exhibition | **SS**-SportSouth | **SECN**-SEC Network | **CSS**-CharterSports SE

PROBABLE STARTERS

South Carolina	Ht.	Wt.	Yr.	Hometown	PPG	RPG	MPG
G - #30, Lakeem Jackson	6-5	238	Jr.	Charlotte, N.C.	5.0	10.0	21.0
G - #32, Damien Leonard	6-4	192	Fr.	Greenville, S.C.	5.0	1.0	22.0
F - #13, Anthony Gill	6-8	235	Fr.	Charlotte, N.C.	14.0	4.0	23.0
F - #15, Malik Cooke	6-6	215	R-Sr.	Charlotte, N.C.	10.0	7.0	23.0
F - #24, Damontre Harris	6-9	226	So.	Fayetteville, N.C.	3.0	1.0	19.0

Elon	Ht.	Wt.	Yr.	Hometown	PPG	RPG	MPG
F - #21, Ryley Beaumont	6-7	215	So.	Millersville, Md.	5.0	8.0	24.0
F - #31, Lucas Troutman	5-10	215	So.	Belton, S.C.	15.0	3.0	21.0
G - #1, Drew Spradlin	6-5	202	Sr.	Wheelersburg, Ohio	14.0	5.0	24.0
G - #20, Jack Isenbarger	6-2	180	So.	Zionsville, Ind.	3.0	4.0	19.0
G - #24, Sebastian Koch	6-8	190	So.	Munich, Germany	9.0	7.0	35.0

CAROLINA QUICK HITS

- South Carolina is in its 104th season of basketball.
- The Gamecocks are led by fourth-year head coach Darrin Horn.
- South Carolina is set to play 19 contests at Colonial Life Arena this season.
- South Carolina earned an impressive 75-50 victory over Western Carolina in the season opener last Friday. Freshman forward Anthony Gill paced Carolina with 14 points, while sophomore guard Brenton Williams impressed, scoring 13 points on 5-of-8 shooting from the floor, while collecting five steals.
- Carolina's 12 3-point field goal attempts versus Western Carolina rank as the second-fewest in the Darrin Horn era. The Gamecocks have attempted just 12 on six occasions, with the most recent in a 74-61 win over Delaware State on Dec. 1, 2010. Under Horn, the fewest attempts by Carolina in a game is 10, which has happened three times.
- All 10 of South Carolina's players who saw action in the season opener versus Western Carolina played at least 16 minutes. Play was very balanced with R-freshman Carlton Geathers playing 16 minutes on the low end and Gill and senior forward Malik Cooke playing 23 on the high end.
- Carolina's 14 fouls vs. WCU marked the fewest in a contest since a loss at Alabama on Jan. 12. The Gamecocks also committed just 14 fouls in that game.
- After last Friday's win over Western Carolina, South Carolina owns a 75-29 (.721) all-time record in season openers, including a perfect 10-0 record in the last 10 seasons. The last season-opening loss for the Gamecocks came against the Ohio Valley's Tennessee Tech during the 2000-01 season, as the Golden Eagles edged the Gamecocks, 73-67. The Gamecocks earned a 94-79 win over Elon in the 2010-11 season opener.
- In his career, Darrin Horn is now 8-1 in season openers, including a 4-0 mark at South Carolina.
- South Carolina's contest at Elon on Tuesday marks its first game in the state of North Carolina since an 81-63 victory at Western Carolina on Nov. 12, 2005.
- South Carolina owns a 284-128 (.689) all-time record against current schools in the Southern Conference. Carolina's last loss to a SoCon opponent came in a 91-75 decision at Furman on Dec. 22, 2010. The Gamecocks' 75-50 win over Western Carolina (Nov. 11, 2011) marks their last win over an opponent from the league.
- Behind freshman forward Anthony Gill's 14-point performance, the Gamecocks earned a 69-59 victory over D-II powerhouse Kentucky Wesleyan in the lone exhibition of the season on Nov. 3. Senior forward Malik Cooke chipped in 11 points and sophomore forward RJ Slawson added 10, while collecting a team-best nine rebounds.
- Following Tuesday's contest at Elon, South Carolina returns to Colonial Life Arena on Nov. 20 to begin play in the Las Vegas Invitational versus Tennessee State. The Gamecocks will have a quick turnaround, however, as they will host Mississippi Valley State just two days later.



SOUTH CAROLINA GAMECOCKS

OVERALL: 1-0; SEC: 0-0; HOME: 1-0; AWAY: 0-0; NEUTRAL: 0-0

1		BRENTON WILLIAMS - So. - G - 5-11 - 172 - Kissimmee, Fla.	<ul style="list-style-type: none"> Junior college transfer from Santa Fe College Averaged 11.8 points and 1.9 assists in 22.0 mpg at Santa Fe; shot 47% from the field and 39% from 3-point range for the Saints Explosive in season opener versus Western Carolina, scoring 13 points on 5-of-8 field goals ... Also collected 5 steals vs. WCU
2		BRIAN RICHARDSON - So. - G - 6-4 - 171 - Wilson, N.C.	<ul style="list-style-type: none"> Saw action in all 30 contests with 24 starts last season as a freshman Recorded nine double-figure scoring games, including two games with 15 or more points last season Was solid in season opener win over Western Carolina, posting five points, one assist and one steal in 19 minutes
5		ERIC SMITH - So. - G - 5-11 - 210 - Mullins, S.C.	<ul style="list-style-type: none"> Saw action in 28 games last season as a freshman Dished 1.5 assists per game last season Dished four assists with just one turnover, while adding nine points on 4-of-6 shooting in season opener win over Western Carolina
13		ANTHONY GILL - Fr. - F - 6-8 - 235 - Charlotte, N.C.	<ul style="list-style-type: none"> Highly touted recruit; four-star position rating Averaged 19.3 points, 9.0 rebounds, 2 assists, 1 block and 1 steal as a senior Led team in both exhibition play and season opener with 14 points Played a game high 23 minutes vs. WCU, hitting 6-of-7 shot attempts, including a 1-of-1 mark from 3-point range
15		MALIK COOKE - R-Sr. - F - 6-6 - 215 - Charlotte, N.C.	<ul style="list-style-type: none"> Lone senior on the team; emerged into team leader over the summer and throughout fall practice and training Saw action 30 contests last season, 17 starts; 15 double-figure scoring games Solid in win over Western Carolina, posting 10 points and collecting 7 rebounds in a team high 23 minutes played
23		BRUCE ELLINGTON - So. - G - 5-9 - 197 - Moncks Corner, S.C.	<ul style="list-style-type: none"> Currently playing for the South Carolina football team Will return to the basketball squad at the conclusion of the football season
24		DAMONTRE HARRIS - So. - F - 6-9 - 226 - Fayetteville, N.C.	<ul style="list-style-type: none"> Sophomore forward who saw action in 29 games last season with 19 starts Suffered toe injury during preseason, but returned to practice prior to the exhibition vs. Kentucky Wesleyan Collected six rebounds and blocked a game-high five shots vs. KWC Blocked two shots and collected three steals in season opener vs. WCU
30		LAKEEM JACKSON - Jr. - F - 6-5 - 238 - Charlotte, N.C.	<ul style="list-style-type: none"> Experienced junior who will see time at the point guard position this season Posted nine double-figure scoring games last season and had 19 games with at least two assists and seven games with at least two steals Was solid in win over Western Carolina; dished five assists with zero turnovers; collected a game high 10 rebounds
32		DAMIEN LEONARD - Fr. - G - 6-4 - 192 - Greenville, S.C.	<ul style="list-style-type: none"> Highly-touted shooting guard; averaged 22.4 points, 6.5 rebounds and 2.0 assists per game as a senior Averaged 42% from 3-point range as a senior Tallied nine points in exhibition play vs. Kentucky Wesleyan on Nov. 3 Saw 22 minutes of action in season opener; posted 5 points
33		RJ SLAWSON - So. - F - 6-8 - 207 - Charleston, S.C.	<ul style="list-style-type: none"> Sophomore forward who saw action in 28 games as a freshman Posted 10 points and a team-high nine rebounds, including eight on the defensive end, in exhibition play versus Kentucky Wesleyan on Nov. 3 Was solid in season opener, hitting 3-of-4 shots for 7 points; also collected three rebounds
45		CARLTON GEATHERS - R-Fr. - 6-10 - 250 - Georgetown, S.C.	<ul style="list-style-type: none"> Redshirt-freshman forward who will see first action of his career in 2011-12 Tallied two points and collected two rebounds in 10 minutes versus Kentucky Wesleyan in exhibition play on Nov. 3 Collected six rebounds in first career game, while blocking one shot and adding four points in 16 minutes

** stats listed based off of final 2010-11 statistics

INTERVIEW POLICIES

All interview requests must be made in advance to SID Emily Feeney in the South Carolina Media Relations Office. Beginning with the start of practice in October, Feeney will release a weekly coach and player availability schedule to media no later than 9 a.m. each Monday morning during the season.

Post-Game Interview Policy: After each home game, the visiting coach will address the media first, followed by South Carolina head coach Darrin Horn and then South Carolina players. (Depending on deadline and during non-conference season, this may be altered on a game-by-game basis)

Road Interview Policy: Interviews with Coach Horn while on the road will be scheduled according to the home post-game media procedure. No player interviews are allowed until after the game once the team leaves Columbia.

All interviews are to be coordinated through the Media Relations Office. This allows the staff to arrange the interview when it best suits the student-athlete's and the reporter's schedules. Please contact the Media Relations Office in advance to make your interview requests. Media are not permitted to contact student-athletes on their own at any time.

All interviews will take place at the designated media interview site for that day as listed in the weekly availability schedule or in the Media Relations Office.

Dormitory, apartment and cell phone numbers for student-athletes will not be provided to the media. Should you need to conduct a telephone interview with a student-athlete, a call will be placed to you from the student-athlete at a mutually agreeable time.

SOUTH CAROLINA MEDIA RELATIONS

Emily Feeney, primary contact

Assistant Director

cell: 803-727-3284

e-mail: efeeney@mailbox.sc.edu

Website: www.GamecocksOnline.com

Facebook: www.Facebook.com/gamecocksonline

Twitter: @GamecockMBB

WEEKLY MEDIA AVAILABILITY (NOV. 13-19)

SUNDAY Nov. 13	MONDAY Nov. 14	TUESDAY Nov. 15	WEDNESDAY Nov. 16	THURSDAY Nov. 17	FRIDAY Nov. 18	SATURDAY Nov. 19
No Availability	Horn/Players Practice Facility 6 p.m.	at Elon 7 p.m. SportSouth	No Availability	No Availability	Availability, TBA	No Availability

* All practices are closed • please contact SID Emily Feeney for all media requests

A SOUTH CAROLINA WIN WOULD ...

- Improve the Gamecocks record to 2-0 on the season, and 2-0 versus the Southern Conference to begin the season
- Be the Gamecocks first road win in the state of North Carolina since an 81-63 win at Western Carolina on Nov. 12, 2005

BY THE NUMBERS

18 - Of its 29 missed shots vs. Western Carolina, the Gamecocks won back 18 of those attempts with offensive rebounds. Senior forward Malik Cooke picked up right where he left off last season, collecting a team best five offensive boards. He paced the Gamecocks last season with 2.9 offensive rebounds per outing.

5 - Sophomore guard Brenton Williams collected a game high five steals vs. Western Carolina. It marked the most in a game since Devan Downey collected six versus Vanderbilt on Jan. 16, 2010.

50.8% - Carolina's 50.8% from the floor vs. Western Carolina was its highest percentage in the last 18 games dating back to last season. The Gamecocks shot 53.2% in a 91-56 win over SC State on Jan. 4, 2011.

12 - The Gamecocks committed just 12 turnovers vs. WCU. A big change from 20 turnovers in the exhibition vs. Kentucky Wesleyan. Notably Lakeem Jackson committed six turnovers vs. KWC and did not have any turnovers against the Catamounts.

36 - South Carolina first-year players (Gill, Leonard, Williams, Geathers) accounted for 36 points vs. Western Carolina last Friday. Gill paced the group with 14 points.

10 - South Carolina is 10-24 in road contests under Darrin Horn. The Gamecocks were 3-9 last season, with wins at Western Kentucky, Florida and LSU.

SCOUTING ELON

The Phoenix suffered an 85-67 loss on the road at UMass in its season opener last Friday ... Sophomore forward Lucas Troutman paced Elon in that contest with 15 points, while senior guard Drew Spradlin added 14 and freshman guard Austin Hamilton chipped in 12 ... Spradlin was selected as one of the 10 Preseason All-Southern Conference team members by the league's coaches ... The Phoenix was picked to finish fifth in the SoCon North Division ... Elon cruised past Washington and Lee 96-48 in an exhibition contest this season.

NON-CONFERENCE SCHEDULE

Contests against at least five teams that competed in the 2011 NCAA Tournament highlight the 2011-12 South Carolina men's basketball non-conference schedule. South Carolina will host 11 non-conference contests at Colonial Life Arena, including one exhibition, the first two rounds of the Las Vegas Invitational, Providence in the Big East/SEC Challenge and Big Ten powerhouse Ohio State. The Gamecocks will face at least six teams that compiled 18 or more wins last season, including North Carolina, Southern California or UNLV, Clemson, Ohio State and Wofford, which all advanced to the NCAA Tournament. South Carolina is slated to face five BCS schools during the coming non-conference portion of the schedule.

GAMECOCKS TO COMPETE IN LAS VEGAS INVITATIONAL

South Carolina will compete in its first regular season tournament since the 2009-10 season this fall when it participates in the Las Vegas Invitational. The Gamecocks will host Tennessee State and Mississippi Valley State in Columbia before traveling to Las Vegas to play North Carolina and either Southern California or UNLV. The meeting between the Gamecocks and Tar Heels marks the first between the two former Southern and Atlantic Coast Conference rivals since the 1996-97 campaign.

GARNET AND BLACK WELCOME THREE NEWCOMERS

South Carolina signed freshmen Anthony Gill (Fr. - F - 6-8 - 235 - Charlotte, N.C. - Charlotte Christian School) and Damien Leonard (Fr. - G - 6-4 - 192 - Greenville, S.C. - J.L. Mann) and junior college transfer Brenton Williams (So. - G - 5-11 - 172 - Kissimmee, Fla. - Osceola/Santa Fe College) to join the squad for the 2011-12 season.

2012 SEC TOURNAMENT

The 2012 SEC Tournament returns to New Orleans, La., next spring, marking the third time the city has hosted the event. It will be the first time the tournament will be held at the New Orleans Arena. The SEC Basketball Tournament semifinals and championship game will be televised nationally on ABC, while the first two rounds of the event will be televised on the SEC Network.

2011 BIG EAST/SEC CHALLENGE

The University of South Carolina men's basketball team will host Providence in the Big East/SEC Challenge on Thursday, Dec. 1, 2011 at Colonial Life Arena in Columbia. The Gamecocks and Friars have met seven previous times with Providence holding a 4-3 edge in the series. Every game of the series has been played in the month of December. South Carolina won the most recent matchup between the two schools, a 68-67 road win on Dec. 6, 2007.

SEC DIVISIONAL PLAY

Starting with the 2011-12 season, this year marks the first time there will not be an East/West Division champion since the conference split into two divisions in 1992. The regular season standings will be listed from one through 12. This season the schedule will still reflect the divisions of years past, as South Carolina will still play the five schools who were also in the East - Florida, Georgia, Kentucky, Tennessee and Vanderbilt - twice, while playing the former West schools - Alabama, Arkansas, Auburn, LSU, Ole Miss and Mississippi State - once during the regular season.

2011-12 STAT COMPARISON

	SC	ELON
Record	1-0	0-1
Conference Record	-	-
Current Streak	W1	L1
Scoring Avg.	75.0	67.0
Opponent Scoring Avg.	50.0	85.0
Scoring Margin	+25.0	-18.0
Field Goal %	.508	.344
Opponent Field Goal %	.362	.443
3-Point Field Goal %	.417	.257
Opponent 3-Point Field Goal %	.333	.273
3-Point Field Goal Made PG	5.0	9.0
3-Point Field Goal Attempts PG	12.0	35.0
Free Throw %	.588	.762
Opponent Free Throw %	.625	.694
Rebounding Avg.	37.0	40.0
Opponent Rebounding Avg.	29.0	41.0
Rebounding Margin	+8.0	-1.0
Turnovers Avg.	12.0	25.0
Opponent Turnover Avg.	19.0	16.0
Assists Avg.	14.0	14.0
Blocks Avg.	5.0	1.0
Steals Avg.	11.0	6.0

► ASSOCIATED PRESS TOP 25

Preseason

Rk.	Team	Record	Pts.
1	North Carolina (62)	0-0	1,620
2	Kentucky	0-0	1,501
3	Ohio State (1)	0-0	1,482
4	Connecticut (2)	0-0	1,433
5	Syracuse	0-0	1,338
6	Duke	0-0	1,301
7	Vanderbilt	0-0	1,120
8	Florida	0-0	1,086
9	Louisville	0-0	1,055
10	Pittsburgh	0-0	1,027
11	Memphis	0-0	997
12	Baylor	0-0	892
13	Kansas	0-0	755
14	Xavier	0-0	747
15	Wisconsin	0-0	720
16	Arizona	0-0	616
17	UCLA	0-0	404
18	Michigan	0-0	401
19	Alabama	0-0	395
20	Texas A&M	0-0	357
21	Cincinnati	0-0	353
22	Marquette	0-0	335
23	Gonzaga	0-0	283
24	California	0-0	230
25	Missouri	0-0	139

Others receiving votes: Florida State 131, Michigan State 128, Temple 69, Washington 44, New Mexico 33, Butler 25, Texas 21, Villanova 14, Creighton 12, Purdue 10, Belmont 8, Drexel 8, UNLV 7, Saint Mary's 6, George Mason 5, West Virginia 4, Long Beach State 3, Miami (FL) 3, Harvard 2, Illinois 2, Marshall 1, Minnesota 1, San Diego State 1

Dropped from rankings: San Diego State 6, Texas 8, Purdue 13, West Virginia 22, Washington 23

► ESPN/USA TODAY TOP 25

Preseason

Rk.	Team	Record	Pts.
1	North Carolina (30)	0-0	774
2	Kentucky (1)	0-0	721
3	Ohio State	0-0	702
4	Connecticut	0-0	655
5	Syracuse	0-0	649
6	Duke	0-0	635
7	Vanderbilt	0-0	567
8	Louisville	0-0	514
9	Memphis	0-0	482
10	Florida	0-0	474
11	Pittsburgh	0-0	471
12	Baylor	0-0	358
13	Kansas	0-0	331
14	Wisconsin	0-0	313
15	Xavier	0-0	277
16	Arizona	0-0	269
17	Alabama	0-0	194
18	Michigan	0-0	187
19	Texas A&M	0-0	161
20	UCLA	0-0	147
21	Marquette	0-0	145
22	Cincinnati	0-0	141
23	Gonzaga	0-0	125
24	California	0-0	111
25	Missouri	0-0	110

Others receiving votes: Florida State 108, Texas 107, Michigan State 73, Temple 59, Washington 29, Butler 25, New Mexico 22, Creighton 19, Villanova 18, Purdue 17, UNLV 16, West Virginia 13, George Mason 12, Mississippi State 11, St. John's 11, Saint Mary's 5, Virginia 5, Virginia Commonwealth 4, Drexel 2, Kansas State 2, Long Beach State 2, Notre Dame 1, Brigham Young 1

Dropped from rankings: Butler 2, Virginia Commonwealth 6, Brigham Young 13, Notre Dame 14, Texas 16, Purdue 17, Florida State 19, Washington 23, Kansas State 24



SOUTHEASTERN CONFERENCE STANDINGS

East

Team	Conference	Overall
Georgia	0-0	2-0
Alabama	0-0	1-0
Arkansas	0-0	1-0
Auburn	0-0	1-0
Florida	0-0	1-0
Kentucky	0-0	1-0
LSU	0-0	1-0
Ole Miss	0-0	1-0
South Carolina	0-0	1-0
Tennessee	0-0	1-0
Mississippi State	0-0	2-1
Vanderbilt	0-0	1-1

COACHES TELECONFERENCE

The weekly SEC men's basketball coaches teleconference is scheduled for every Monday Jan. 4 - March 5.

The 12 Southeastern Conference men's head basketball coaches will be featured from 10:00 - 11:17 a.m. (CT).

Media representatives wishing to participate in the teleconference should contact the SEC Media Relations Department for further details. Each coach will appear on the teleconference for seven minutes, according to the following schedule:

Order of Appearance (All Times Central)

10:00 a.m. Kevin Stallings, Vanderbilt
 10:07 a.m. Billy Donovan, Florida
10:14 a.m. Darrin Horn, South Carolina
 10:21 a.m. Mark Fox, Georgia
 10:28 a.m. Trent Johnson, LSU
 10:35 a.m. John Calipari, Kentucky
 10:42 a.m. Cuonzo Martin, Tennessee
 10:49 a.m. Mike Anderson, Arkansas
 10:56 a.m. Anthony Grant, Alabama
 11:03 a.m. Tony Barbee, Auburn
 11:10 a.m. Andy Kennedy, Ole Miss
 11:17 a.m. Rick Stansbury, Miss. State

In addition, the SEC men's basketball teams who make it to postseason will be on a teleconference on Monday, March 15 beginning at 10:00 a.m. CT.

All SEC basketball teleconferences can be listened to on the internet at www.secsports.com starting at 1:00 p.m. CT.

SOUTH CAROLINA BENCH PRODUCTION

GAME	SC-OPP	DIFF.	BENCH SCORER	SC HIGH
Western Car.	38-16	+22.0	Williams (13.0)	
at Elon				
Tenn. State				
Miss. Val. St.				
vs. UNC				
vs. TBD				
Providence				
at Clemson				
Presbyterian				
Ohio State				
SE Louisiana				
Wofford				
USC Upstate				
SC State				
at UK				
Vandy				
Florida				
at Auburn				
Alabama				
at Ole Miss				
at Florida				
UK				
at Tennessee				
at Arkansas				
Georgia				
LSU				
at Vandy				
Tennessee				
Miss. State				
at Georgia				

SPECIALTY STATS

(PP) points in paint; (OT) points off turnovers; (2nd) second chance points; (FB) fast break points

(South Carolina-Opponent)

GAME	PP	OT	2ND	FB
Western Car.	46-18	22-15	20-9	19-10
at Elon				
Tenn. State				
Miss. Val. St.				
vs. UNC				
vs. TBD				
Providence				
at Clemson				
Presbyterian				
Ohio State				
SE Louisiana				
Wofford				
USC Upstate				
SC State				
at UK				
Vandy				
Florida				
at Auburn				
Alabama				
at Ole Miss				
at Florida				
UK				
at Tennessee				
at Arkansas				
Georgia				
LSU				
at Vandy				
Tennessee				
Miss. State				
at Georgia				
SC Total	46	22	20	19
SC Average	46.0	22.0	20.0	19.0
Opp Total	18	15	9	10
Opp Average	18.0	15.0	9.0	10.0

UNIVERSITY INFORMATION

Location	Columbia, S.C.
Founded	1801
Enrollment	29,957
Nickname	Gamecocks
Colors	Garnet (PMS 202) and Black
National Affiliation	NCAA Division I
Conference	Southeastern (SEC)
Athletics Web Address	www.GamecocksOnline.com
University Web Address	www.sc.edu
President	Dr. Harris Pastides
NCAA Representative	Dr. Zach Kelehear
Athletics Director	Eric Hyman
Basketball Administrator/Executive Associate AD	Kevin O'Connell

BASKETBALL STAFF/INFORMATION

Head Coach	Darrin Horn
Alma Mater	Western Kentucky, '95
Record At South Carolina/Seasons	51-42 (.548), 21-27 SEC/4th season
Overall Record/Seasons	162-90 (.642)/9th season
Assistant Coaches	Neill Berry (Southeastern Louisiana, '03) Michael Boynton Jr. (South Carolina, '04) Cypheus Bunton (Western Kentucky, '95)
Director of Basketball Operations	Justin Phelps (Kent State, '06)
Strength & Conditioning Coach	Irele Oderinde (Western Kentucky, '03)
Athletic Trainer	Mark Rodger (Buffalo, '01)
Home Arena	Colonial Life Arena
Capacity	18,000
Arena General Manager	TBA
Press Row Phone Number	803-777-6182

BASKETBALL HISTORY

First Year of Basketball	1908
All-Time Record	1,287-1,128-1 (.532)
Overall Postseason Record	25-18
NCAA Tournament Appearances	1971, 1972, 1973, 1974, 1989, 1997, 1998, 2004
NCAA Tournament Record	4-9
Last NCAA Tournament Appearance	2004, L vs. Memphis, 59-43
NIT Appearances	1969, 1975, 1978, 1983, 1991, 1996, 2001, 2002, 2005, 2006, 2009
NIT Record	21-9
Last NIT Appearance	2009, L vs. Davidson, 70-63
Conference Championships	1970 ACC, 1997 SEC, 2009 SEC East Co-Champs
Conference Tournament Titles	1934 SoCon, 1971 ACC

TEAM INFORMATION

2010-11 Record	14-16
Southeastern Conference Record/Finish	5-11/6th SEC East
Postseason	NA
Letterwinners Returning/Lost	7/4
Starters Returning/Lost	4/1
Newcomers	3
Roster Breakdown	1 senior, 1 junior, 6 sophomores, 3 freshmen
Returning Scoring	1,285 of 2,027 (63.3%)
Returning Field Goals	468 of 741 (63.1%)
Returning Rebounding	720 of 1,144 (69.0%)
Returning Assists	259 of 327 (79.2%)
Returning Minutes	4,128 of 6,100 (67.6%)

MEDIA RELATIONS

Asst. Media Relations Director/Men's Basketball Contact	Emily Feeney
Feeney's email	efeeney@mailbox.sc.edu
Feeney's office phone	803-777-7743
Website	GamecocksOnline.com

2011-12 SOUTH CAROLINA ROSTER

No.	Name	Pos.	Ht.	Wt.	Cl.	Exp.	Hometown (High/Last School)
1	Brenton Williams	G	5-11	172	SO	JC	Kissimmee, Fla. (Osceola High School)
2	Brian Richardson	G	6-4	171	SO	1VL	Wilson, N.C. (Greenfield School)
5	Eric Smith	G	5-11	210	SO	1VL	Mullins, S.C. (Christ School)
12	Shane Phillips*	G	5-10	170	JR	HS	Wheeling, W. Va. (Wheeling Central)
13	Anthony Gill	F	6-8	235	FR	HS	Charlotte, N.C. (Charlotte Christian School)
15	Malik Cooke	F	6-6	215	RS SR	3VL	Charlotte, N.C. (Christ School)
23	Bruce Ellington	G	5-9	197	SO	1VL	Moncks Corner, S.C. (Berkeley)
24	Damontre Harris	F	6-9	226	SO	1VL	Fayetteville, N.C. (Trinity Christian)
30	Lakeem Jackson	SF	6-5	238	JR	2VL	Charlotte, N.C. (Christ School)
32	Damien Leonard	G	6-4	192	FR	HS	Greenville, S.C. (J.L. Mann)
33	RJ Slawson	F	6-8	207	SO	1VL	Charleston, S.C. (Fort Dorchester)
35	Alex Irwin*	F	6-4	170	JR	HS	Richmond, Va. (Woodberry Forest)
45	Carlton Geathers	F	6-10	250	RS FR	HS	Georgetown, S.C. (Carvers Bay)

* denotes walk-on

Head Coach: Darrin Horn | **Assistant Coaches:** Neill Berry, Mike Boynton Jr., Cypheus Bunton |
Director of Basketball Operations: Justin Phelps | **Strength & Conditioning Coach:** Irele Oderinde |
Athletic Trainer: Mark Rodger

GAMECOCKS IN EXHIBITION PLAY

South Carolina played 10 of its 11 eligible players in a 69-59 win over Kentucky Wesleyan on Nov. 3 in exhibition play. Only sophomore guard Bruce Ellington, who will return to the hoops team following the Gamecock football season, didn't play. In his first action on the court for Carolina, freshman forward Anthony Gill posted a game-high 14 points. Junior forward/guard Lakeem Jackson took the reigns as the point guard for the opening tip. He dished six assists, tallied four points and collected five rebounds. Also standing out in the contest was sophomore forward Damontre Harris with five blocks, and sophomore forward RJ Slawson with 10 points and a team-high nine rebounds.

UP NEXT FOR SOUTH CAROLINA

South Carolina returns to Colonial Life Arena on Nov. 20 to begin play in the Las Vegas Invitation versus Tennessee State.

HAUGHTON SIGNS WITH GAMECOCKS

South Carolina head men's basketball coach Darrin Horn announced on Nov. 9 the signing of Tyrone Haughton to a National Letter of Intent to attend South Carolina and join the men's basketball squad beginning with the 2012-13 season. Below is his bio information:


Tyrone Haughton - 6-10 - 195 - Miami, Fla. - Dr. Michael M. Krop High School

Solid under the basket, physical presence defensively ... Excellent shot blocker and rebounder ... Rated the No. 24 center according to ESPN.com ... Averaged 11 points, 12 rebounds and six blocks per game as a junior for coach Shakey Rodriguez at Dr. Krop High School, a Florida high school basketball powerhouse ... Shot 62 percent from the field as a junior ... Named an All-Miami City honoree following 2010-11 campaign ... Chose South Carolina over UCONN, Alabama and Virginia Tech among others.

TV/RADIO SPOT CHART



#1 BRENTON WILLIAMS
So. - G - 5-11 - 172
Kissimmee, Fla.
Santa Fe College



#2 BRIAN RICHARDSON
So. - G - 6-4 - 171
Wilson, N.C.
Greenfield School




#5 ERIC SMITH
So. - G - 5-11 - 210
Mullins, S.C.
Christ School



#13 ANTHONY GILL
Fr. - F - 6-8 - 235
Charlotte, N.C.
Charlotte Christian



#15 MALIK COOKE
R-Sr. - F - 6-6 - 215
Charlotte, N.C.
Nevada




#23 BRUCE ELLINGTON
So. - G - 5-9 - 197
Moncks Corner, S.C.
Berkeley



#24 DAMONTRE HARRIS
So. - F - 6-9 - 226
Fayetteville, N.C.
Trinity Christian




#30 LAKEEM JACKSON
Jr. - F - 6-5 - 238
Charlotte, N.C.
Christ School



#32 DAMIEN LEONARD
Fr. - G - 6-4 - 192
Greenville, S.C.
J.L. Mann



#33 RJ SLAWSON
So. - F - 6-8 - 207
Charleston, S.C.
Fort Dorchester



#45 CARLTON GEATHERS
R-Fr. - F - 6-10 - 250
Georgetown, S.C.
Carvers Bay



DARRIN HORN
Head Coach



NEILL BERRY
Assistant Coach



MIKE BOYNTON JR.
Assistant Coach



CYPHEUS BUNTON
Assistant Coach



JUSTIN PHELPS
Director of Operations

► GAMECOCKS RECORD WHEN ...

At home	1-0
On the road	0-0
At neutral sites	0-0
In overtime	0-0
vs. Top 25 team	0-0
vs. Top 10 team	0-0
Leading at half	1-0
Trailing at half	0-0
Tied at half	0-0
Shooting 50% or better	1-0
Shooting between 40-49%	0-0
Shooting less than 39%	0-0
Opp. shooting 50% or better	0-0
Opp. shooting between 40-49%	0-0
Opp. shooting less than 39%	1-0
Shooting better than opp.	1-0
Shooting worse than/equal to opp.	0-0
Starters out-score opp. starters	1-0
Opp. starters score/equal more	0-0
Bench out-scores opp. bench	1-0
Opp. bench scores/equals more	0-0
Having more FTs than opp.	1-0
Having equal/less FTs than opp.	0-0
Have more TOs than opp.	0-0
Having equal/less TOs than opp.	1-0
Having more rebounds than opp.	1-0
Having equal/less rebounds than opp.	0-0
Making 6 or more 3FGs	0-0
Having 15 or more assists	0-0
Having less than 15 assists	1-0
Score more points in paint than opp.	1-0
Scoring equal/less points in paint than opp.	0-0
Scoring more points off TOs than opp.	1-0
Scoring equal/less points off TOs than opp.	0-0
Scoring more 2nd-chance points than opp.	1-0
Scoring equal/less 2nd-chance points than opp.	0-0
Scoring more fast break points than opp.	1-0
Scoring equal/less fast break points than opp.	0-0
Wearing white uniforms	1-0
Wearing Garnet uniforms	0-0
Wearing Black uniforms	0-0
Playing on live TV	1-0
Playing in November	1-0
Playing in December	0-0
Playing in January	0-0
Playing in February	0-0
Playing in March	0-0
Playing a day-game	0-0
Playing a night-game	1-0
Playing on Sunday	0-0
Playing on a Monday	0-0
Playing on a Tuesday	0-0
Playing on a Wednesday	0-0
Playing on a Thursday	0-0
Playing on a Friday	1-0
Playing on a Saturday	0-0
Scoring margin is 5 points or less	0-0
Margin is between 6-10	0-0
Margin is between 11-20	0-0
Margin is more than 20	1-0
Scoring 59 points or less	0-0
Scoring 60-69 points	0-0
Scoring 70-79 points	1-0
Scoring 80-89 points	0-0
Scoring 90-99 points	0-0
Scoring 100+ points	0-0

MISCELLANEOUS

Current streak	W1
Home court streak	W1
Away streak	-
Neutral court streak	-

2011-12 SUPERLATIVES

Scoring Leaders	'10-11	Career
Anthony Gill	1	1

Rebounding Leaders	'10-11	Career
Lakeem Jackson	1	16

Assists Leaders	'10-11	Career
Lakeem Jackson	1	18

Blocks Leaders	'10-11	Career
Damontre Harris	1	6

Steals Leaders	'10-11	Career
Brenton Williams	1	1

Double-Figure Scoring	'10-11	Career
Anthony Gill	1	1
Malik Cooke	1	16*
Brenton Williams	1	1

20+ points	'10-11	Career
-		

30+ points	'10-11	Career
-		

Double-Figure Rebounding	'10-11	Career
Lakeem Jackson	1	6

5+ assists	'10-11	Career
Lakeem Jackson	1	6

3+ steals	'10-11	Career
Brenton Williams	1	1
Lakeem Jackson	1	6

2+ blocks	'10-11	Career
Damontre Harris	1	8

Double-Doubles	'10-11	Career
-		

Clutch Free Throws (under 5 min/OT)

-

* indicates at South Carolina

Miscellaneous

Largest Halftime Lead	
SC	10, vs. Western Carolina
Opp	-
Smallest Halftime Lead	
SC	10, vs. Western Carolina
Opp	-
Fewest Points In First Half	
SC	35, vs. Western Carolina
Opp	25, Western Carolina
Most Points In First Half	
SC	35, vs. Western Carolina
Opp	25, Western Carolina
Most Points In Second Half	
SC	40, vs. Western Carolina
Opp	25, Western Carolina
Fewest Points In Second Half	
SC	40, vs. Western Carolina
Opp	25, Western Carolina
Largest Margin of Victory	
SC	25, vs. Western Carolina
Opp	-
Smallest Margin of Victory	
SC	25, vs. Western Carolina
Opp	-

2011-12 GAME BY GAME COMPARISON

	Date	Result	FG-A	Pct	3FG-A	Pct	FT-A	Pct	O-D-Total	PF	Pts	A	TO	Blk	Stl	Min	Half
Western Carolina			17-47	.362	6-18	.333	10-16	.625	13-16-29	17	50	10	19	4	8	200	25
South Carolina	Nov. 11	W, 75-50	30-59	.508	5-12	.417	10-17	.588	18-19-37	14	75	14	12	5	11	200	35

2011-12 RESULTS: HOME, 1-0; AWAY, 0-0; NEUTRAL, 0-0; SEC, 0-0

Date	Opponent	W/L	Score	Record	Points	Rebounds	Assists	Steals	Attendance
Nov. 11	Western Carolina	W	75-50	1-0	Gill (14.0)	Jackson (10.0)	Jackson (10.0)	Williams (5.0)	9,330 (paid)

2011-12 STARTING LINEUPS

Guard	Guard	Forward	Forward	Forward	2011-12	Games
Jackson	Leonard	Gill	Harris	Cooke	1-0	1



DARRIN HORN FILE

Born December 24, 1972, in Glasgow, Ky.
High School Tates Creek, Lexington, Ky., 1991
College Western Kentucky University, 1995
 (BA, allied language arts)
College Athletics Four-year letterman, All-Sun Belt Conference,
 Academic All-America
Wife Carla (Walker)
Children Caroline and Walker

COACHING EXPERIENCE

- Western Kentucky, assistant coach, 1995-97
- Morehead State, assistant coach, 1997-99
- Marquette, assistant coach, 1999-03
- Western Kentucky, head coach, 2003-08
- South Carolina, head coach, 2008-present

HEAD COACHING CAREER

WESTERN KENTUCKY (2003-2008)

2003-04	15-13	SBC Tournament 2nd Round
2004-05	22-9	NIT 2nd Round
2005-06	23-8	NIT 1st Round
2006-07	22-11	SBC Tournament 1st Round
2007-08	29-7	NCAA Tournament Sweet 16
5 years	111-48 (.698)	

SOUTH CAROLINA (2008-PRESENT)

2008-09	21-10	NIT 1st Round
2009-10	15-16	-
2010-11	14-16	-
2011-12	0-0	
4 years	50-42 (.543)	
Career Total	161-90 (.641)	

2008-09 (SOUTH CAROLINA)

Record: 21-10
Home: 16-3; Away: 5-6; Neutral: 0-1
SEC: 1-1st East
Record: 10-6 (Home: 7-1; Away: 3-5)

11/14	Jacksonville State	W, 89-76
11/16	Winthrop	W, 86-63
11/22	USC Upstate	W, 75-53
11/25	Gardner-Webb	W, 85-70
11/28	at C.of Charleston	L, 80-82 (ot)
12/2	at Princeton	W, 84-58
12/5	Furman	W, 72-48
12/16	NC Central	W, 90-43
12/20	The Citadel	W, 80-66
12/23	Presbyterian	W, 75-56
12/30	Clemson	L, 87-98
1/2	at Baylor	W, 85-84
1/5	Wofford	W, 78-61
1/10	Auburn*	W, 68-56
1/14	at LSU*	L, 68-85
1/17	at Tennessee*	L, 79-82
1/21	Florida*	W, 70-69
1/24	Mississippi*	W, 82-71
1/28	Vanderbilt*	W, 86-76
1/31	at Kentucky*	W, 78-77
2/3	at Florida*	L, 93-97
2/7	Georgia*	W, 79-68
2/14	at Alabama*	W, 75-73
2/18	at Mississippi State*	L, 70-75
2/21	Arkansas*	W, 82-78 (ot)
2/25	Kentucky*	W, 77-59
2/28	at Vanderbilt*	L, 83-96
3/5	Tennessee*	L, 70-86
3/7	at Georgia*	W, 68-51
3/13	(1) vs. Mississippi State	L, 68-82
3/17	(2) Davidson	L, 63-70

* SEC Conference game
 (1) SEC Tournament, Tampa, Fla. - (2) NIT, Columbia, S.C.

2009-10 (SOUTH CAROLINA)

Record: 15-16
Home: 11-5; Away: 2-9; Neutral: 2-2
SEC: 5th East
Record: 6-10 (Home: 4-4; Away: 2-6)

11/13	Alabama A&M	W, 88-50
11/16	Georgia Southern	W, 90-66
11/19	(1) vs. La Salle	W, 78-68
11/20	(1) vs. USF	W, 69-66
11/22	(1) vs. Miami (Fla.)	L, 70-85
11/27	Jacksonville	W, 97-93
12/2	Western Kentucky	W, 74-56
12/6	at Clemson	L, 61-72
12/16	Richmond	W, 76-58
12/19	at Wofford	L, 61-68
12/21	Furman	W, 81-57
12/30	at Boston College	L, 76-85
1/2	Baylor	L, 74-85
1/5	Longwood	W, 88-58
1/9	at Auburn*	W, 80-71
1/13	LSU*	W, 67-58
1/16	Vanderbilt*	L, 79-89
1/20	at Ole Miss*	L, 57-66
1/23	at Florida*	L, 56-58
1/26	Kentucky*	W, 68-62
1/30	Georgia*	W, 78-77
2/6	at Tennessee*	L, 53-79
2/10	Florida*	W, 77-71
2/13	at Georgia*	L, 61-66
2/17	at Arkansas*	L, 79-92
2/20	Tennessee*	L, 55-63
2/25	at Kentucky*	L, 61-82

2/27	Mississippi State*	L, 63-76
3/3	Alabama*	L, 70-79
3/6	at Vanderbilt*	W, 77-73
3/11	(2) Alabama	L, 63-68

* SEC Conference game
 (1) Charleston Classic, Charleston, S.C. -
 (2) SEC Tournament, Nashville, Tenn.

2010-11 (SOUTH CAROLINA)

Record: 14-16
Home: 11-6; Away: 3-5; Neutral: 0-1
SEC: 6th East
Record: 5-11 (Home: 3-5; Away: 2-6)

11/12	Elon	W, 94-79
11/16	at Michigan State	L, 73-82
11/19	Radford	W, 85-56
11/23	USC Upstate	W, 57-41
11/27	at WKU	W, 87-85
12/1	Delaware State*	W, 74-61
12/5	Clemson	W, 64-60
12/11	Wofford	W, 64-53
12/18	at Ohio State	L, 57-79
12/22	at Furman	L, 75-91
12/29	Jacksonville State	W, 56-49
1/1	Boston College	L, 70-85
1/4	SC State	W, 91-56
1/8	Vanderbilt*	W, 83-75
1/12	at Alabama*	L, 47-57
1/15	at Florida*	W, 72-69
1/19	Arkansas*	W, 81-74
1/22	Kentucky*	L, 58-67
1/29	Auburn*	L, 64-79
2/2	at LSU*	W, 64-56
2/5	at Vanderbilt*	L, 60-78
2/9	Florida*	L, 60-79
2/12	Georgia*	L, 56-60
2/16	at Tennessee*	L, 67-73
2/19	at Kentucky*	L, 59-90
2/22	Ole Miss*	W, 79-73
2/26	at Georgia*	L, 48-64
3/3	Tennessee*	L, 69-73
3/5	at Mississippi State*	L, 58-60
3/10	(1) vs. Ole Miss	L, 55-66

* SEC Conference game
 (1) SEC Tournament, Atlanta, Ga.

2011-12 (SOUTH CAROLINA)

Record: 1-0
Home: 1-0; Away: 0-0; Neutral: 0-0
SEC: -
Record: -

11/11	Western Carolina	W, 75-50
-------	------------------	----------

SOUTH CAROLINA SUPERLATIVES UNDER HORN

Most Field Goals Made

- 36, at Florida, Feb. 3, 2009
- 35, vs. Elon, Nov. 12, 2010
35, vs. Jacksonville, Nov. 27, 2009
- 34, at Vanderbilt, Feb. 28, 2009
34, at Baylor, Jan. 2, 2009
34, vs. Jacksonville State, Nov. 14, 2008

Most Field Goals Attempted

- 83, at WKU, Nov. 27, 2010
83, vs. Baylor, Jan. 2, 2010
- 81, at Vanderbilt, Feb. 28, 2009
- 76, vs. Miami (Fla.), Nov. 22, 2009
76, vs. Mississippi State, March 13, 2009
76, at Kentucky, Jan. 31, 2009

Highest Field Goal Percent

- 58.1% (32-55), vs. Presbyterian, Dec. 23, 2008
- 57.3% (35-61), vs. Jacksonville, Nov. 27, 2009
- 54.2% (32-59), at Princeton, Dec. 2, 2008
- 53.9% (34-63), at Baylor, Jan. 2, 2009
- 53.2% (33-62), vs. SC State, Jan. 4, 2011

Most 3-Point Field Goals Made

- 12, at Furman, Dec. 22, 2010
- 11, vs. Radford, Nov. 19, 2010
11, at Michigan State, Nov. 16, 2010
11, at Arkansas, Feb. 17, 2010
11, vs. LSU, Jan. 13, 2010
11, at Auburn, Jan. 9, 2010
11, vs. Miami (Fla.), Nov. 22, 2009
11, at Florida, Feb. 3, 2009

Most 3-Point Field Goals Attempted

- 35, at Vanderbilt, Feb. 28, 2009
- 34, vs. Miami (Fla.), Nov. 22, 2009
- 33, vs. Auburn, Jan. 29, 2011
- 32, at Tennessee, Feb. 16, 2011
32, at Georgia, Feb. 13, 2010
32, vs. LSU, Jan. 13, 2010

Highest 3-Point Field Goal Percentage (min. 10 attempts)

- 66.7% (8-12), at College of Charleston, Nov. 28, 2008
- 57.1% (8-14), at Baylor, Jan. 2, 2009
- 56.3% (9-16), vs. Elon, Nov. 12, 2010
56.3% (9-16), at Georgia, March 7, 2009
- 52.9% (9-17), vs. Georgia, Jan. 30, 2010

Most Free Throws Made

- 32, vs. Vanderbilt, Jan. 28, 2009
- 28, vs. Georgia Southern, Nov. 16, 2009
28, vs. The Citadel, Dec. 20, 2008
- 23, vs. Alabama A&M, Nov. 13, 2009
23, vs. Furman, Dec. 5, 2008

Most Free Throws Attempted

- 49, vs. Vanderbilt, Jan. 28, 2009
- 44, vs. Georgia Southern, Nov. 16, 2009
- 34, vs. Furman, Dec. 5, 2008
- 33, vs. The Citadel, Dec. 20, 2008
- 32, vs. Alabama A&M, Nov. 13, 2009

Highest Free Throw Percentage (min. 10 attempts)

- 92.3% (12-13), vs. Tennessee, March 3, 2011
- 90.9% (20-22), vs. Ole Miss, Feb. 22, 2011
- 84.8% (28-33), vs. The Citadel, Dec. 20, 2008
- 82.4% (14-17), at LSU, Feb. 2, 2011
- 80.0% (12-15), vs. Richmond, Dec. 16, 2009

Most Offensive Rebounds

- 23, vs. Winthrop, Nov. 16, 2008
- 22, vs. Baylor, Jan. 2, 2010
- 21, vs. USC Upstate, Nov. 23, 2010
21, vs. Radford, Nov. 19, 2010
21, at Michigan State, Nov. 16, 2010
21, vs. Richmond, Dec. 16, 2009

Most Defensive Rebounds

- 36, at WKU, Nov. 27, 2010
- 34, vs. USC Upstate, Nov. 23, 2010
- 33, vs. Gardner-Webb, Nov. 25, 2008
- 31, vs. Georgia Southern, Nov. 16, 2009
31, at Georgia, March 7, 2009

Most Total Rebounds

- 55, vs. USC Upstate, Nov. 23, 2010
- 53, at WKU, Nov. 27, 2010
- 52, vs. Gardner-Webb, Nov. 25, 2008
- 51, vs. Radford, Nov. 19, 2010
- 48, vs. Vanderbilt, Jan. 8, 2011
48, vs. Winthrop, Nov. 16, 2008

Most Personal Fouls

- 30, at Arkansas, Feb. 17, 2010
30, at Florida, Feb. 3, 2009
- 27, vs. Davidson, March 17, 2009
- 26, vs. Auburn, Jan. 29, 2011
26, at Vanderbilt, Feb. 28, 2009
26, at LSU, Jan. 14, 2009

Most Points

- 97, vs. Jacksonville, Nov. 27, 2009
- 94, vs. Elon, Nov. 12, 2010
- 93, at Florida, Feb. 3, 2009
- 91, vs. SC State, Jan. 4, 2011
- 90, vs. Georgia Southern, Nov. 16, 2009
90, vs. NC Central, Dec. 16, 2008

Fewest Points

- 47, at Alabama, Jan. 12, 2011
- 48, at Georgia, Feb. 26, 2011
- 53, at Tennessee, Feb. 6, 2010
- 55, vs. Tennessee, Feb. 20, 2010
55, vs. Ole Miss, March 10, 2011

Most Assists

- 23, vs. Elon, Nov. 12, 2010
- 20, vs. NC Central, Dec. 16, 2008
- 18, vs. Georgia Southern, Nov. 16, 2009
- 17, vs. SC State, Jan. 4, 2011
17, vs. Georgia, Feb. 7, 2009
17, vs. Jacksonville State, Nov. 14, 2008

Fewest Turnovers

- 5, vs. Mississippi State, March 13, 2009
- 6, vs. Florida, Feb. 10, 2010
6, vs. Baylor, Jan. 2, 2010
6, vs. Wofford, Jan. 5, 2009
- 7, vs. Florida, Feb. 23, 2010
7, at Georgia, Feb. 13, 2010
7, vs. Boston College, Jan. 1, 2010

Most Blocks

- 16, vs. Kentucky, Feb. 25, 2009
- 15, vs. SC State, Jan. 4, 2011
- 12, vs. Vanderbilt, Jan. 8, 2011
12, vs. Georgia Southern, Nov. 16, 2009
- 11, vs. Auburn, Jan. 29, 2011
11, vs. Richmond, Dec. 16, 2009

Most Steals

- 18, at Princeton, Dec. 2, 2008
- 16, vs. Furman, Dec. 21, 2009
- 15, vs. Vanderbilt, Jan. 16, 2008
15, vs. NC Central, Dec. 16, 2008
- 14, vs. Baylor, Jan. 2, 2010
14, at Clemson, Dec. 6, 2009
14, vs. USC Upstate, Nov. 22, 2008

Most Points At Halftime

- 52, vs. Alabama, A&M, Nov. 13, 2009
- 49, vs. Radford, Nov. 19, 2010
49, vs. Jacksonville, Nov. 27, 2009
- 47, vs. Longwood, Jan. 5, 2010
47, vs. USC Upstate, Nov. 22, 2008
47, vs. Jacksonville State, Nov. 14, 2008

Most Points By Opponent

- 98, Clemson, Dec. 30, 2008
- 97, Florida, Feb. 3, 2009
- 96, Vanderbilt, Feb. 28, 2009
- 93, Jacksonville, Nov. 27, 2009
- 92, Arkansas, Feb. 17, 2010

Fewest Points By Opponent

- 41, USC Upstate, Nov. 23, 2010
- 43, NC Central, Dec. 16, 2008
- 48, Furman, Dec. 5, 2008
- 49, Jacksonville State, Dec. 29, 2010
- 50, Western Carolina, Nov. 11, 2011
50, Alabama A&M, Nov. 13, 2009

Most Field Goals Made By Opponent

- 36, Clemson, Dec. 30, 2008
- 35, Tennessee, March 5, 2009
- 33, Boston College, Jan. 1, 2011
33, Vanderbilt, Jan. 16, 2010
- 32, WKU, Nov. 27, 2010
32, Kentucky, Feb. 25, 2010

Fewest Field Goals Made By Opponent

- 15, USC Upstate, Nov. 23, 2010
- 16, Furman, Dec. 5, 2008
- 17, Western Carolina, Nov. 11, 2011
17, Wofford, Dec. 11, 2010
17, NC Central, Dec. 16, 2008
- 18, LSU, Feb. 2, 2011
18, Furman, Dec. 21, 2009
18, Georgia, March 7, 2009

Most Rebounds By Opponent

- 57, Miami (Fla.), Nov. 22, 2009
- 52, WKU, Nov. 27, 2010
52, Baylor, Jan. 2, 2010
- 50, Mississippi State, March 13, 2009
- 49, Alabama, March 3, 2010
49, Georgia, March 7, 2009

Fewest Rebounds By Opponent

- 27, Tennessee, March 3, 2011
- 28, Vanderbilt, March 6, 2010
28, Presbyterian, Dec. 23, 2008
28, Furman, Dec. 5, 2008
- 29, Western Carolina, Nov. 11, 2011
29, Wofford, Dec. 11, 2010
29, Wofford, Jan. 5, 2009



#15 - MALIK COOKE

R-SENIOR - FORWARD

6'5 - 215 - 3 LETTERS

CHARLOTTE, N.C. - CHRIST SCHOOL/NEVADA

COOKE'S CAREER HIGHS

- POINTS**
22, vs. Tennessee (Feb. 16, 2011)
- FIELD GOALS**
8, at Fresno State (2/26/09)
- FIELD GOAL ATTEMPTS**
15, at Michigan State (Nov. 16, 2010)
- 3-POINT FIELD GOALS**
3, twice, last vs. Tennessee (Feb. 16, 2011)
- 3-POINT FIELD GOAL ATTEMPTS**
7, at Michigan State (Nov. 16, 2010)
- FREE THROWS**
9, vs. Ole Miss (Feb. 22, 2011)
- FREE THROW ATTEMPTS**
10, vs. Ole Miss (Feb. 22, 2011)
- REBOUNDS**
13, vs. Vanderbilt (Jan. 8, 2011)
- ASSISTS**
5, twice, last vs. Sonoma State (12/9/08)
- BLOCKS**
2, eight times, last at Vanderbilt (Feb. 5, 2011)
- STEALS**
6, twice, last vs. Utah State (3/14/09)
- MINUTES PLAYED**
36, vs. Oregon State (11/22/08)

COOKE'S SEASON HIGHS

- POINTS**
10, vs. Western Carolina (Nov. 11, 2011)
- FIELD GOALS**
3, vs. Western Carolina (Nov. 11, 2011)
- FIELD GOAL ATTEMPTS**
8, vs. Western Carolina (Nov. 11, 2011)
- 3-POINT FIELD GOALS**
-
- 3-POINT FIELD GOAL ATTEMPTS**
-
- FREE THROWS**
4, vs. Western Carolina (Nov. 11, 2011)
- FREE THROW ATTEMPTS**
6, vs. Western Carolina (Nov. 11, 2011)
- REBOUNDS**
7, vs. Western Carolina (Nov. 11, 2011)
- ASSISTS**
1, vs. Western Carolina (Nov. 11, 2011)
- BLOCKS**
-
- STEALS**
-
- MINUTES PLAYED**
23, vs. Western Carolina (Nov. 11, 2011)

2011-12

Opponent	Date	GS	Min	FG-FGA	Pct	3FG-FGA	Pct	FT-FTA	Pct	Off	Def	Tot	Avg	PF	FO	A	TO	Blk	Stl	Pts	Avg	
Western Carolina	Nov. 11	*	23.0	3-8	.375	0-0	.000	4-6	.667	5	2	7	7.0	0	10	1	3	0	0	10	10.0	
at Elon	Nov. 15																					
Tenn State	Nov. 20																					
Miss Valley State	Nov. 22																					
UNC	Nov. 25																					
So. Cal/UNLV	Nov. 26																					
Providence	Dec. 1																					
at Clemson	Dec. 4																					
Presbyterian	Dec. 13																					
Ohio State	Dec. 17																					
SE Louisiana	Dec. 21																					
Wofford	Dec. 28																					
USC Upstate	Dec. 31																					
SC State	Jan. 3																					
at Kentucky	Jan. 7																					
Vanderbilt	Jan. 10																					
Florida	Jan. 14																					
at Auburn	Jan. 21																					
Alabama	Jan. 25																					
at Ole Miss	Jan. 28																					
at Florida	Feb. 2																					
Kentucky	Feb. 4																					
at Tennessee	Feb. 8																					
at Arkansas	Feb. 11																					
Georgia	Feb. 15																					
LSU	Feb. 18																					
at Vanderbilt	Feb. 22																					
Tennessee	Feb. 25																					
Mississippi State	Feb. 29																					
at Georgia	March 3																					

SEASON NOTES

Played a team-high 23 minutes in season opener vs. Western Carolina (Nov. 11), scoring 10 points ...

CAREER STATISTICS

Season	GP-GS	Min	Avg	FG	FGA	Pct	3FG	3FGA	Pct	FT	FTA	Pct	Off	Def	Tot	Avg	PF	FO	Ast	TO	Blk	Stl	Pts	Avg
2007-08*	33-1	377	11.4	26	54	.481	2	12	.167	25	38	.658	32	64	96	2.9	39	0	17	24	13	12	79	2.4
2008-09*	34-34	934	27.5	116	218	.532	13	29	.448	83	114	.728	95	117	212	6.2	82	1	29	46	20	62	328	9.6
2010-11	30-17	773	25.8	99	221	.448	14	47	.298	71	89	.798	87	104	191	6.4	86	4	21	48	16	44	283	9.4
2011-12	1-1	23	23.0	3	8	.375	0	0	.000	4	6	.667	5	2	7	7.0	0	0	1	3	0	0	10	10.0
Total	98-53	2107	21.5	244	501	.487	29	88	.329	183	247	.740	219	287	506	5.2	207	5	68	121	49	118	700	7.1

* at Nevada

CAREER SEC STATISTICS

Season	GP-GS	Min	Avg	FG	FGA	Pct	3FG	3FGA	Pct	FT	FTA	Pct	Off	Def	Tot	Avg	PF	FO	Ast	TO	Blk	Stl	Pts	Avg
2011	16-0	260	16.3	15	49	.306	6	24	.250	13	17	.765	6	7	13	0.8	18	0	23	15	0	4	49	3.1



#30 - LAKEEM JACKSON

JUNIOR - FORWARD

6'5 - 238 - 2 LETTERS

CHARLOTTE, N.C. - CHRIST SCHOOL

JACKSON'S CAREER HIGHS

POINTS
19 vs. Baylor (1/2/10)

FIELD GOALS
9 vs. Baylor (1/2/10)

FIELD GOAL ATTEMPTS
17 vs. Baylor (1/2/10)

3-POINT FIELD GOALS
1, three times, last vs. Vanderbilt (Jan. 8, 2011)

3-POINT FIELD GOAL ATTEMPTS
4 Alabama A&M (11/13/09)

FREE THROWS
5 vs. Furman (12/21/09)

FREE THROW ATTEMPTS
9, twice, last vs. Baylor (1/2/10)

REBOUNDS
14 vs. Alabama (3/11/10)

ASSISTS
7, at Vanderbilt (Feb. 5, 2011)

BLOCKS
3 vs. Baylor (1/2/10)

STEALS
6 vs. Baylor (1/2/10)

MINUTES PLAYED
44, vs. WKU (Nov. 27, 2010)

JACKSON'S SEASON HIGHS

POINTS
5, vs. Western Carolina (Nov. 11, 2011)

FIELD GOALS
2, vs. Western Carolina (Nov. 11, 2011)

FIELD GOAL ATTEMPTS
4, vs. Western Carolina (Nov. 11, 2011)

3-POINT FIELD GOALS
-

3-POINT FIELD GOAL ATTEMPTS
-

FREE THROWS
1, vs. Western Carolina (Nov. 11, 2011)

FREE THROW ATTEMPTS
1, vs. Western Carolina (Nov. 11, 2011)

REBOUNDS
10, vs. Western Carolina (Nov. 11, 2011)

ASSISTS
5, vs. Western Carolina (Nov. 11, 2011)

BLOCKS
-

STEALS
3, vs. Western Carolina (Nov. 11, 2011)

MINUTES PLAYED
21, vs. Western Carolina (Nov. 11, 2011)

2011-12

Opponent	Date	GS	Min	FG-FGA	Pct	3FG-FGA	Pct	FT-FTA	Pct	Off	Def	Tot	Avg	PF	FO	A	TO	Blk	Stl	Pts	Avg
Western Carolina	Nov. 11	*	21.0	2-4	.500	0-0	.000	1-1	1.000	2	8	10	10.0	2	0	5	0	3	5	5.0	
at Elon	Nov. 15																				
Tenn State	Nov. 20																				
Miss Valley State	Nov. 22																				
UNC	Nov. 25																				
So. Cal/UNLV	Nov. 26																				
Providence	Dec. 1																				
at Clemson	Dec. 4																				
Presbyterian	Dec. 13																				
Ohio State	Dec. 17																				
SE Louisiana	Dec. 21																				
Wofford	Dec. 28																				
USC Upstate	Dec. 31																				
SC State	Jan. 3																				
at Kentucky	Jan. 7																				
Vanderbilt	Jan. 10																				
Florida	Jan. 14																				
at Auburn	Jan. 21																				
Alabama	Jan. 25																				
at Ole Miss	Jan. 28																				
at Florida	Feb. 2																				
Kentucky	Feb. 4																				
at Tennessee	Feb. 8																				
at Arkansas	Feb. 11																				
Georgia	Feb. 15																				
LSU	Feb. 18																				
at Vanderbilt	Feb. 22																				
Tennessee	Feb. 25																				
Mississippi State	Feb. 29																				
at Georgia	March 3																				

SEASON NOTES


Dished five assists, committing zero turnovers, while grabbing a game-best 10 rebounds in season opener win over Western Carolina (Nov. 11) ...

CAREER STATISTICS

Season	GP-GS	Min	Avg	FG	FGA	Pct	3FG	3FGA	Pct	FT	FTA	Pct	Off	Def	Tot	Avg	PF	FO	Ast	TO	Blk	Stl	Pts	Avg
2009-10	31-30	827	26.7	104	206	.505	0	8	.000	16	59	.271	63	91	154	5.0	66	0	59	35	19	47	224	7.2
2010-11	26-25	731	28.1	87	182	.478	3	10	.300	26	62	.419	71	75	146	5.6	40	0	66	46	5	24	203	7.8
2011-12	1-1	21	21.0	2	4	.500	0	0	.000	1	1	1.000	2	8	10	10.2	2	0	5	0	0	3	5	5.0
Totals	58-56	1579	27.2	193	392	.492	3	18	.166	43	122	.352	136	174	310	5.3	108	0	130	81	24	74	432	7.4

CAREER SEC STATISTICS

Season	GP-GS	Min	Avg	FG	FGA	Pct	3FG	3FGA	Pct	FT	FTA	Pct	Off	Def	Tot	Avg	PF	FO	Ast	TO	Blk	Stl	Pts	Avg
2010	16-15	454	28.4	54	101	.535	0	0	.000	3	22	.136	33	48	81	5.1	41	0	32	19	5	21	111	6.9
2011	12-11	335	27.9	33	74	.446	1	3	.333	6	2	.273	30	28	58	4.8	17	0	25	22	1	4	73	6.1
Totals	28-26	789	28.2	87	175	.497	1	3	.333	9	24	.375	63	76	139	5.0	58	0	57	41	6	25	184	6.6



#23 - BRUCE ELLINGTON

SOPHOMORE - GUARD

5'9 - 197 - 1 LETTER

MONCK'S CORNER, S.C. - BERKELEY

ELLINGTON'S CAREER HIGHS

POINTS
31, at Furman (Dec. 22, 2010)

FIELD GOALS
11, at Furman (Dec. 22, 2010)

FIELD GOAL ATTEMPTS
23, at Furman (Dec. 22, 2010)

3-POINT FIELD GOALS
6, twice, last vs. Vanderbilt (Jan. 8, 2011)

3-POINT FIELD GOAL ATTEMPTS
13, twice, last vs. Tennessee (Feb. 16, 2011)

FREE THROWS
7, vs. Arkansas (Jan. 19, 2011)

FREE THROW ATTEMPTS
11, vs. Arkansas (Jan. 19, 2011)

REBOUNDS
8, vs. WKU (Nov. 27, 2010)

ASSISTS
8, vs. WKU (Nov. 27, 2010)

BLOCKS
-

STEALS
4, at Michigan State (Nov. 16, 2010)

MINUTES PLAYED
46, vs. WKU (Nov. 27, 2010)

ELLINGTON'S SEASON HIGHS

POINTS
X

FIELD GOALS
X

FIELD GOAL ATTEMPTS
X

3-POINT FIELD GOALS
X

3-POINT FIELD GOAL ATTEMPTS
X

FREE THROWS
X

FREE THROW ATTEMPTS
X

REBOUNDS
X

ASSISTS
X

BLOCKS
X

STEALS
X

MINUTES PLAYED
X

2011-12

Opponent	Date	GS	Min	FG-FGA	Pct	3FG-FGA	Pct	FT-FTA	Pct	Off	Def	Tot	Avg	PF	FO	A	TO	Blk	Stl	Pts	Avg	
Western Carolina	Nov. 11																					
at Elon	Nov. 15																					
Tenn State	Nov. 20																					
Miss Valley State	Nov. 22																					
UNC	Nov. 25																					
So. Cal/UNLV	Nov. 26																					
Providence	Dec. 1																					
at Clemson	Dec. 4																					
Presbyterian	Dec. 13																					
Ohio State	Dec. 17																					
SE Louisiana	Dec. 21																					
Wofford	Dec. 28																					
USC Upstate	Dec. 31																					
SC State	Jan. 3																					
at Kentucky	Jan. 7																					
Vanderbilt	Jan. 10																					
Florida	Jan. 14																					
at Auburn	Jan. 21																					
Alabama	Jan. 25																					
at Ole Miss	Jan. 28																					
at Florida	Feb. 2																					
Kentucky	Feb. 4																					
at Tennessee	Feb. 8																					
at Arkansas	Feb. 11																					
Georgia	Feb. 15																					
LSU	Feb. 18																					
at Vanderbilt	Feb. 22																					
Tennessee	Feb. 25																					
Mississippi State	Feb. 29																					
at Georgia	March 3																					

SEASON NOTES

CAREER STATISTICS

Season	GP-GS	Min	Avg	FG	FGA	Pct	3FG	3FGA	Pct	FT	FTA	Pct	Off	Def	Tot	Avg	PF	FO	Ast	TO	Blk	Stl	Pts	Avg
2010-11	30-30	928	30.9	138	423	.326	61	198	.308	47	74	.635	25	75	100	3.3	75	0	97	87	0	31	384	12.8
2011-12																								

Totals

CAREER SEC STATISTICS

Season	GP-GS	Min	Avg	FG	FGA	Pct	3FG	3FGA	Pct	FT	FTA	Pct	Off	Def	Tot	Avg	PF	FO	Ast	TO	Blk	Stl	Pts	Avg
2011	16-16	500	31.3	69	237	.291	31	122	.254	23	35	.657	18	32	50	31	41	0	42	43	0	14	192	12.0



#24 - DAMONTRE HARRIS

SOPHOMORE - FORWARD

6'9 - 226 - 1 LETTER

FAYETTEVILLE, N.C. - TRINITY CHRISTIAN

HARRIS' CAREER HIGHS

POINTS

11, vs. Ole Miss (Feb. 22, 2011)

FIELD GOALS

5, vs. Ole Miss (Feb. 22, 2011)

FIELD GOAL ATTEMPTS

7, twice, last vs. Ole Miss (Feb. 22, 2011)

3-POINT FIELD GOALS

-

3-POINT FIELD GOAL ATTEMPTS

1, twice, last vs. Tennessee (March 3, 2011)

FREE THROWS

2, four times, last at Georgia (Feb. 26, 2011)

FREE THROW ATTEMPTS

4, vs. Furman (Dec. 22, 2010)

REBOUNDS

10, vs. Radford (Nov. 19, 2010)

ASSISTS

3, vs. Ole Miss (March 10, 2011)

BLOCKS

5, vs. SC State (Jan. 4, 2011)

STEALS

2, twice, last at Miss. State (March 5, 2011)

MINUTES PLAYED

32, at Mississippi State (March 5, 2011)

HARRIS' SEASON HIGHS

POINTS

3, vs. Western Carolina (Nov. 11, 2011)

FIELD GOALS

1, vs. Western Carolina (Nov. 11, 2011)

FIELD GOAL ATTEMPTS

4, vs. Western Carolina (Nov. 11, 2011)

3-POINT FIELD GOALS

-

3-POINT FIELD GOAL ATTEMPTS

-

FREE THROWS

1, vs. Western Carolina (Nov. 11, 2011)

FREE THROW ATTEMPTS

2, vs. Western Carolina (Nov. 11, 2011)

REBOUNDS

1, vs. Western Carolina (Nov. 11, 2011)

ASSISTS

-

BLOCKS

2, vs. Western Carolina (Nov. 11, 2011)

STEALS

-

MINUTES PLAYED

19, vs. Western Carolina (Nov. 11, 2011)

2011-12

Opponent	Date	GS	Min	FG-FGA	Pct	3FG-FGA	Pct	FT-FTA	Pct	Off	Def	Tot	Avg	PF	FO	A	TO	Blk	Stl	Pts	Avg	
Western Carolina	Nov. 11	*	19.0	1-4	.250	0-0	.000	1-2	.500	1	0	1	1.0	4	0	0	1	2	0	3	3.0	
at Elon	Nov. 15																					
Tenn State	Nov. 20																					
Miss Valley State	Nov. 22																					
UNC	Nov. 25																					
So. Cal/UNLV	Nov. 26																					
Providence	Dec. 1																					
at Clemson	Dec. 4																					
Presbyterian	Dec. 13																					
Ohio State	Dec. 17																					
SE Louisiana	Dec. 21																					
Wofford	Dec. 28																					
USC Upstate	Dec. 31																					
SC State	Jan. 3																					
at Kentucky	Jan. 7																					
Vanderbilt	Jan. 10																					
Florida	Jan. 14																					
at Auburn	Jan. 21																					
Alabama	Jan. 25																					
at Ole Miss	Jan. 28																					
at Florida	Feb. 2																					
Kentucky	Feb. 4																					
at Tennessee	Feb. 8																					
at Arkansas	Feb. 11																					
Georgia	Feb. 15																					
LSU	Feb. 18																					
at Vanderbilt	Feb. 22																					
Tennessee	Feb. 25																					
Mississippi State	Feb. 29																					
at Georgia	March 3																					

SEASON NOTES

Blocked two shots in season opener vs. Western Carolina (Nov. 11), but collected just one rebound and tallied three points ...

CAREER STATISTICS

Season	GP-GS	Min	Avg	FG	FGA	Pct	3FG	3FGA	Pct	FT	FTA	Pct	Off	Def	Tot	Avg	PF	FO	Ast	TO	Blk	Stl	Pts	Avg
2010-11	29-19	491	16.9	47	82	.573	0	2	.000	13	22	.591	48	56	104	3.6	61	1	13	21	26	14	107	3.7
2011-12	1-1	19	19.0	1	4	.250	0	0	.000	1	2	.500	1	0	1	1.0	4	0	0	1	2	0	3	3.0
Totals	30-20	510	17.0	48	86	.558	0	2	.000	14	24	.583	49	56	105	3.5	65	1	13	22	28	14	110	3.7

CAREER SEC STATISTICS

Season	GP-GS	Min	Avg	FG	FGA	Pct	3FG	3FGA	Pct	FT	FTA	Pct	Off	Def	Tot	Avg	PF	FO	Ast	TO	Blk	Stl	Pts	Avg
2011	16-15	293	18.3	28	49	.571	0	2	.000	7	10	.700	28	27	55	3.4	40	1	6	9	12	9	63	3.9



#2 - BRIAN RICHARDSON

SOPHOMORE - GUARD

6'4 - 171 - 1 LETTER

WILSON, N.C. - GREENFIELD SCHOOL

RICHARDSON'S CAREER HIGHS

POINTS

17, vs. SC State (Jan. 4, 2011)

FIELD GOALS

6, vs. SC State (Jan. 4, 2011)

FIELD GOAL ATTEMPTS

9, eight times, last vs. Auburn (Jan. 29, 2011)

3-POINT FIELD GOALS

5, vs. SC State (Jan. 4, 2011)

3-POINT FIELD GOAL ATTEMPTS

9, twice, last vs. Boston College (Jan. 1, 2011)

FREE THROWS

7, vs. Delaware State (12/1/10)

FREE THROW ATTEMPTS

8, vs. Delaware State (12/1/10)

REBOUNDS

5, vs. USC Upstate (Nov. 23, 2010)

ASSISTS

3, twice, last vs. Delaware State (12/1/10)

BLOCKS

1, 7 times, last vs. West. Carolina (Nov. 11, 2011)

STEALS

2, four times, last vs. Florida (Feb. 9, 2011)

MINUTES PLAYED

33, at Furman (Dec. 22, 2010)

RICHARDSON'S SEASON HIGHS

POINTS

5, vs. Western Carolina (Nov. 11, 2011)

FIELD GOALS

2, vs. Western Carolina (Nov. 11, 2011)

FIELD GOAL ATTEMPTS

4, vs. Western Carolina (Nov. 11, 2011)

3-POINT FIELD GOALS

1, vs. Western Carolina (Nov. 11, 2011)

3-POINT FIELD GOAL ATTEMPTS

3, vs. Western Carolina (Nov. 11, 2011)

FREE THROWS

-

FREE THROW ATTEMPTS

-

REBOUNDS

1, vs. Western Carolina (Nov. 11, 2011)

ASSISTS

1, vs. Western Carolina (Nov. 11, 2011)

BLOCKS

1, vs. Western Carolina (Nov. 11, 2011)

STEALS

1, vs. Western Carolina (Nov. 11, 2011)

MINUTES PLAYED

19, vs. Western Carolina (Nov. 11, 2011)

2011-12

Opponent	Date	GS	Min	FG-FGA	Pct	3FG-FGA	Pct	FT-FTA	Pct	Off	Def	Tot	Avg	PF	FO	A	TO	Blk	Stl	Pts	Avg	
Western Carolina	Nov. 11		19.0	2-4	.500	1-3	.333	0-0	.000	1	0	1	1.0	1	0	1	1	1	1	5	5.0	
at Elon	Nov. 15																					
Tenn State	Nov. 20																					
Miss Valley State	Nov. 22																					
UNC	Nov. 25																					
So. Cal/UNLV	Nov. 26																					
Providence	Dec. 1																					
at Clemson	Dec. 4																					
Presbyterian	Dec. 13																					
Ohio State	Dec. 17																					
SE Louisiana	Dec. 21																					
Wofford	Dec. 28																					
USC Upstate	Dec. 31																					
SC State	Jan. 3																					
at Kentucky	Jan. 7																					
Vanderbilt	Jan. 10																					
Florida	Jan. 14																					
at Auburn	Jan. 21																					
Alabama	Jan. 25																					
at Ole Miss	Jan. 28																					
at Florida	Feb. 2																					
Kentucky	Feb. 4																					
at Tennessee	Feb. 8																					
at Arkansas	Feb. 11																					
Georgia	Feb. 15																					
LSU	Feb. 18																					
at Vanderbilt	Feb. 22																					
Tennessee	Feb. 25																					
Mississippi State	Feb. 29																					
at Georgia	March 3																					

SEASON NOTES

Was solid in season opener win over Western Carolina (Nov. 11), posting five points, dishing one assist, one block and one steal ...

CAREER STATISTICS

Season	GP-GS	Min	Avg	FG	FGA	Pct	3FG	3FGA	Pct	FT	FTA	Pct	Off	Def	Tot	Avg	PF	FO	Ast	TO	Blk	Stl	Pts	Avg
2010-11	30-24	582	19.4	53	158	.335	41	122	.336	30	44	.682	5	43	48	1.6	57	1	16	29	6	20	177	5.9
2011-12	1-0	19	19.0	2	4	.500	1	3	.333	0	0	.000	1	0	1	1.0	1	0	1	0	1	1	5	5.0
Totals	31-24	601	19.4	55	162	.339	42	125	.336	30	44	.682	6	43	49	1.6	58	1	17	29	7	21	182	5.9

CAREER SEC STATISTICS

Season	GP-GS	Min	Avg	FG	FGA	Pct	3FG	3FGA	Pct	FT	FTA	Pct	Off	Def	Tot	Avg	PF	FO	Ast	TO	Blk	Stl	Pts	Avg
2011	16-11	258	16.1	19	68	.276	16	50	.320	10	18	.556	4	18	22	1.4	31	1	3	15	3	11	64	4.0



#33 - RJ SLAWSON

SOPHOMORE - FORWARD

6'8 - 207 - 1 LETTER

CHARLESTON, S.C. - FORT DORCHESTER

SLAWSON'S CAREER HIGHS

POINTS

10, vs. Elon (Nov. 12, 2010)

FIELD GOALS

4, vs. Elon (Nov. 12, 2010)

FIELD GOAL ATTEMPTS

7, vs. Elon (Nov. 12, 2010)

3-POINT FIELD GOALS

2, vs. Elon (Nov. 12, 2010)

3-POINT FIELD GOAL ATTEMPTS

3, vs. Elon (Nov. 12, 2010)

FREE THROWS

4, vs. Georgia (Feb. 12, 2011)

FREE THROW ATTEMPTS

4, vs. Georgia (Feb. 12, 2011)

REBOUNDS

8, vs. Tennessee (Feb. 16, 2011)

ASSISTS

2, vs. USC Upstate (Nov. 23, 2010)

BLOCKS

1, 5 times, last vs. Ole Miss (March 10, 2011)

STEALS

1, 8 times, last vs. West. Carolina (Nov 11, 2011)

MINUTES PLAYED

26, vs. Tennessee (Feb. 16, 2011)

SLAWSON'S SEASON HIGHS

POINTS

7, vs. Western Carolina (Nov. 11, 2011)

FIELD GOALS

3, vs. Western Carolina (Nov. 11, 2011)

FIELD GOAL ATTEMPTS

4, vs. Western Carolina (Nov. 11, 2011)

3-POINT FIELD GOALS

-

3-POINT FIELD GOAL ATTEMPTS

-

FREE THROWS

1, vs. Western Carolina (Nov. 11, 2011)

FREE THROW ATTEMPTS

2, vs. Western Carolina (Nov. 11, 2011)

REBOUNDS

3, vs. Western Carolina (Nov. 11, 2011)

ASSISTS

1, vs. Western Carolina (Nov. 11, 2011)

BLOCKS

-

STEALS

1, vs. Western Carolina (Nov. 11, 2011)

MINUTES PLAYED

21, vs. Western Carolina (Nov. 11, 2011)

2011-12

Opponent	Date	GS	Min	FG-FGA	Pct	3FG-FGA	Pct	FT-FTA	Pct	Off	Def	Tot	Avg	PF	FO	A	TO	Blk	Stl	Pts	Avg	
Western Carolina	Nov. 11		21	3-4	.750	0-0	.000	1-2	.500	3	0	3	3.0	3	0	1	0	0	1	7	7.0	
at Elon	Nov. 15																					
Tenn State	Nov. 20																					
Miss Valley State	Nov. 22																					
UNC	Nov. 25																					
So. Cal/UNLV	Nov. 26																					
Providence	Dec. 1																					
at Clemson	Dec. 4																					
Presbyterian	Dec. 13																					
Ohio State	Dec. 17																					
SE Louisiana	Dec. 21																					
Wofford	Dec. 28																					
USC Upstate	Dec. 31																					
SC State	Jan. 3																					
at Kentucky	Jan. 7																					
Vanderbilt	Jan. 10																					
Florida	Jan. 14																					
at Auburn	Jan. 21																					
Alabama	Jan. 25																					
at Ole Miss	Jan. 28																					
at Florida	Feb. 2																					
Kentucky	Feb. 4																					
at Tennessee	Feb. 8																					
at Arkansas	Feb. 11																					
Georgia	Feb. 15																					
LSU	Feb. 18																					
at Vanderbilt	Feb. 22																					
Tennessee	Feb. 25																					
Mississippi State	Feb. 29																					
at Georgia	March 3																					

SEASON NOTES

Was 3-of-4 from the floor with seven points in season opener vs. Western Carolina (Nov. 11) ...

CAREER STATISTICS

Season	GP-GS	Min	Avg	FG	FGA	Pct	3FG	3FGA	Pct	FT	FTA	Pct	Off	Def	Tot	Avg	PF	FO	Ast	TO	Blk	Stl	Pts	Avg
2010-11	28-0	252	9.0	24	58	.414	6	19	.316	9	11	.818	22	37	59	2.1	40	1	4	14	5	7	63	2.3
2011-12	1-0	21	21.0	3	4	.750	0	0	.000	1	2	.500	3	0	3	3.0	3	0	1	0	0	1	7	7.0
Totals	29-0	273	9.4	27	62	.435	6	19	.316	10	13	.769	25	37	62	2.1	43	1	5	14	5	8	70	2.4

CAREER SEC STATISTICS

Season	GP-GS	Min	Avg	FG	FGA	Pct	3FG	3FGA	Pct	FT	FTA	Pct	Off	Def	Tot	Avg	PF	FO	Ast	TO	Blk	Stl	Pts	Avg
2011	15-0	153	10.2	11	32	.344	4	11	.364	4	4	1.000	11	20	31	2.1	27	1	0	4	2	4	30	2.0



#5 - ERIC SMITH

SOPHOMORE - GUARD
5'11 - 210 - 1 LETTER
MULLINS, S.C. - CHRIST SCHOOL

SMITH'S CAREER HIGHS

POINTS
 9, vs. Western Carolina (Nov. 11, 2011)

FIELD GOALS
 3, at Kentucky (Feb. 19, 2011)

FIELD GOAL ATTEMPTS
 8, vs. Auburn (Jan. 29, 2011)

3-POINT FIELD GOALS
 2, vs. Florida (Feb. 9, 2011)

3-POINT FIELD GOAL ATTEMPTS
 5, vs. Auburn (Jan. 29, 2011)

FREE THROWS
 3, vs. Kentucky (Jan. 22, 2011)

FREE THROW ATTEMPTS
 4, vs. Radford (Nov. 19, 2010)

REBOUNDS
 3, three times, last vs. Ole Miss (March 10, 2011)

ASSISTS
 7, vs. Ole Miss (Feb. 22, 2011)

BLOCKS
 -

STEALS
 2, vs. SC State (Jan. 4, 2011)

MINUTES PLAYED
 24, at Kentucky (Feb. 19, 2011)

SMITH'S SEASON HIGHS

POINTS
 9, vs. Western Carolina (Nov. 11, 2011)

FIELD GOALS
 4, vs. Western Carolina (Nov. 11, 2011)

FIELD GOAL ATTEMPTS
 6, vs. Western Carolina (Nov. 11, 2011)

3-POINT FIELD GOALS
 1, vs. Western Carolina (Nov. 11, 2011)

3-POINT FIELD GOAL ATTEMPTS
 2, vs. Western Carolina (Nov. 11, 2011)

FREE THROWS
 -

FREE THROW ATTEMPTS
 2, vs. Western Carolina (Nov. 11, 2011)

REBOUNDS
 -

ASSISTS
 4, vs. Western Carolina (Nov. 11, 2011)

BLOCKS
 -

STEALS
 -

MINUTES PLAYED
 19, vs. Western Carolina (Nov. 11, 2011)

2011-12

Opponent	Date	GS	Min	FG-FGA	Pct	3FG-FGA	Pct	FT-FTA	Pct	Off	Def	Tot	Avg	Pf	FO	A	TO	Blk	Stl	Pts	Avg
Western Carolina	Nov. 11	19	4-6	.667	1-2	.500	0-2	.000	0	0	0	0.0	0	0	0	4	1	0	0	9	9.0
at Elon	Nov. 15																				
Tenn State	Nov. 20																				
Miss Valley State	Nov. 22																				
UNC	Nov. 25																				
So. Cal/UNLV	Nov. 26																				
Providence	Dec. 1																				
at Clemson	Dec. 4																				
Presbyterian	Dec. 13																				
Ohio State	Dec. 17																				
SE Louisiana	Dec. 21																				
Wofford	Dec. 28																				
USC Upstate	Dec. 31																				
SC State	Jan. 3																				
at Kentucky	Jan. 7																				
Vanderbilt	Jan. 10																				
Florida	Jan. 14																				
at Auburn	Jan. 21																				
Alabama	Jan. 25																				
at Ole Miss	Jan. 28																				
at Florida	Feb. 2																				
Kentucky	Feb. 4																				
at Tennessee	Feb. 8																				
at Arkansas	Feb. 11																				
Georgia	Feb. 15																				
LSU	Feb. 18																				
at Vanderbilt	Feb. 22																				
Tennessee	Feb. 25																				
Mississippi State	Feb. 29																				
at Georgia	March 3																				

SEASON NOTES

Dished four assists with just one turnover, while adding a career high nine points in season opener vs. Western Carolina (Nov. 11) ...

CAREER STATISTICS

Season	GP-GS	Min	Avg	FG	FGA	Pct	3FG	3FGA	Pct	FT	FTA	Pct	Off	Def	Tot	Avg	Pf	FO	Ast	TO	Blk	Stl	Pts	Avg
2010-11	28-0	371	13.3	20	66	3.3	8	35	.229	20	32	.625	6	16	22	0.8	29	0	42	25	0	6	68	2.4
2011-12	1-0	19	19.0	4	6	.667	1	2	.500	0	2	.000	0	0	0	0.0	0	0	4	1	0	0	9	9.0
Totals	29-0	390	13.4	24	72	.333	9	37	.243	20	34	.588	6	16	22	0.8	29	0	46	26	0	6	77	2.6

CAREER SEC STATISTICS

Season	GP-GS	Min	Avg	FG	FGA	Pct	3FG	3FGA	Pct	FT	FTA	Pct	Off	Def	Tot	Avg	Pf	FO	Ast	TO	Blk	Stl	Pts	Avg
2011	16-0	260	16.3	15	49	.306	6	24	.250	13	17	.765	6	7	13	0.8	18	0	23	15	0	4	49	3.1



#45 - CARLTON GEATHERS

R-FRESHMAN - FORWARD

6'10 - 250 - HS

GEORGETOWN, S.C. - CARVERS BAY

GEATHERS' SEASON HIGHS

POINTS

4, vs. Western Carolina (Nov. 11, 2011)

FIELD GOALS

2, vs. Western Carolina (Nov. 11, 2011)

FIELD GOAL ATTEMPTS

4, vs. Western Carolina (Nov. 11, 2011)

3-POINT FIELD GOALS

-

3-POINT FIELD GOAL ATTEMPTS

-

FREE THROWS

-

FREE THROW ATTEMPTS

-

REBOUNDS

6, vs. Western Carolina (Nov. 11, 2011)

ASSISTS

-

BLOCKS

1, vs. Western Carolina (Nov. 11, 2011)

STEALS

-

MINUTES PLAYED

16, vs. Western Carolina (Nov. 11, 2011)

2011-12

Opponent	Date	GS	Min	FG-FGA	Pct	3FG-FGA	Pct	FT-FTA	Pct	Off	Def	Tot	Avg	PF	FO	A	TO	Blk	Stl	Pts	Avg	
Western Carolina	Nov. 11		16	2-4	.500	0-0	.000	0-0	.000	1	5	6	6.0	0	0	0	0	1	0	4	4.0	
at Elon	Nov. 15																					
Tenn State	Nov. 20																					
Miss Valley State	Nov. 22																					
UNC	Nov. 25																					
So. Cal/UNLV	Nov. 26																					
Providence	Dec. 1																					
at Clemson	Dec. 4																					
Presbyterian	Dec. 13																					
Ohio State	Dec. 17																					
SE Louisiana	Dec. 21																					
Wofford	Dec. 28																					
USC Upstate	Dec. 31																					
SC State	Jan. 3																					
at Kentucky	Jan. 7																					
Vanderbilt	Jan. 10																					
Florida	Jan. 14																					
at Auburn	Jan. 21																					
Alabama	Jan. 25																					
at Ole Miss	Jan. 28																					
at Florida	Feb. 2																					
Kentucky	Feb. 4																					
at Tennessee	Feb. 8																					
at Arkansas	Feb. 11																					
Georgia	Feb. 15																					
LSU	Feb. 18																					
at Vanderbilt	Feb. 22																					
Tennessee	Feb. 25																					
Mississippi State	Feb. 29																					
at Georgia	March 3																					

SEASON NOTES

In first career contest, collected six rebounds and tallied four points in season opener vs. Western Carolina (Nov. 11) ...

CAREER STATISTICS

Season	GP-GS	Min	Avg	FG	FGA	Pct	3FG	3FGA	Pct	FT	FTA	Pct	Off	Def	Tot	Avg	PF	FO	Ast	TO	Blk	Stl	Pts	Avg
2011-12	1-0	16	16.0	2	4	.500	0	0	.000	0	0	.000	1	5	6	6.0	0	0	0	0	1	0	4	4.0

CAREER SEC STATISTICS

Season	GP-GS	Min	Avg	FG	FGA	Pct	3FG	3FGA	Pct	FT	FTA	Pct	Off	Def	Tot	Avg	PF	FO	Ast	TO	Blk	Stl	Pts	Avg
2012																								



#13 - ANTHONY GILL

FRESHMAN - FORWARD

6'8 - 235 - HS

CHARLOTTE, N.C. - CHARLOTTE CHRISTIAN

GILL'S SEASON HIGHS

POINTS

14, vs. Western Carolina (Nov. 11, 2011)

FIELD GOALS

6, vs. Western Carolina (Nov. 11, 2011)

FIELD GOAL ATTEMPTS

7, vs. Western Carolina (Nov. 11, 2011)

3-POINT FIELD GOALS

1, vs. Western Carolina (Nov. 11, 2011)

3-POINT FIELD GOAL ATTEMPTS

1, vs. Western Carolina (Nov. 11, 2011)

FREE THROWS

1, vs. Western Carolina (Nov. 11, 2011)

FREE THROW ATTEMPTS

2, vs. Western Carolina (Nov. 11, 2011)

REBOUNDS

4, vs. Western Carolina (Nov. 11, 2011)

ASSISTS

1, vs. Western Carolina (Nov. 11, 2011)

BLOCKS

-

STEALS

-

MINUTES PLAYED

23, vs. Western Carolina (Nov. 11, 2011)

2011-12

Opponent	Date	GS	Min	FG-FGA	Pct	3FG-FGA	Pct	FT-FTA	Pct	Off	Def	Tot	Avg	PF	FO	A	TO	Blk	Stl	Pts	Avg	
Western Carolina	Nov. 11	*	23	6-7	.857	1-1	1.000	1-2	.500	2	2	4	4.0	2	0	1	1	0	0	14	14.0	
at Elon	Nov. 15																					
Tenn State	Nov. 20																					
Miss Valley State	Nov. 22																					
UNC	Nov. 25																					
So. Cal/UNLV	Nov. 26																					
Providence	Dec. 1																					
at Clemson	Dec. 4																					
Presbyterian	Dec. 13																					
Ohio State	Dec. 17																					
SE Louisiana	Dec. 21																					
Wofford	Dec. 28																					
USC Upstate	Dec. 31																					
SC State	Jan. 3																					
at Kentucky	Jan. 7																					
Vanderbilt	Jan. 10																					
Florida	Jan. 14																					
at Auburn	Jan. 21																					
Alabama	Jan. 25																					
at Ole Miss	Jan. 28																					
at Florida	Feb. 2																					
Kentucky	Feb. 4																					
at Tennessee	Feb. 8																					
at Arkansas	Feb. 11																					
Georgia	Feb. 15																					
LSU	Feb. 18																					
at Vanderbilt	Feb. 22																					
Tennessee	Feb. 25																					
Mississippi State	Feb. 29																					
at Georgia	March 3																					

SEASON NOTES

Tallied a game-high 14 points in college debut on 6-of-7 shooting from the floor to lead Gamecocks past Western Carolina (Nov. 11) in season opener ...

CAREER STATISTICS

Season	GP-GS	Min	Avg	FG	FGA	Pct	3FG	3FGA	Pct	FT	FTA	Pct	Off	Def	Tot	Avg	PF	FO	Ast	TO	Blk	Stl	Pts	Avg
2011-12	1-1	23	23.0	6	7	.857	1	1	1.000	1	2	.500	2	2	4	4.0	2	0	1	1	0	0	14	14.0

CAREER SEC STATISTICS

Season	GP-GS	Min	Avg	FG	FGA	Pct	3FG	3FGA	Pct	FT	FTA	Pct	Off	Def	Tot	Avg	PF	FO	Ast	TO	Blk	Stl	Pts	Avg
2012																								



#32 - DAMIEN LEONARD

FRESHMAN - GUARD

6'4 - 187 - HS

GREENVILLE, S.C. - J.L. MANN

LEONARD'S SEASON HIGHS

POINTS

5, vs. Western Carolina (Nov. 11, 2011)

FIELD GOALS

2, vs. Western Carolina (Nov. 11, 2011)

FIELD GOAL ATTEMPTS

10, vs. Western Carolina (Nov. 11, 2011)

3-POINT FIELD GOALS

1, vs. Western Carolina (Nov. 11, 2011)

3-POINT FIELD GOAL ATTEMPTS

5, vs. Western Carolina (Nov. 11, 2011)

FREE THROWS

-

FREE THROW ATTEMPTS

-

REBOUNDS

1, vs. Western Carolina (Nov. 11, 2011)

ASSISTS

-

BLOCKS

1, vs. Western Carolina (Nov. 11, 2011)

STEALS

1, vs. Western Carolina (Nov. 11, 2011)

MINUTES PLAYED

22, vs. Western Carolina (Nov. 11, 2011)

2011-12

Opponent	Date	GS	Min	FG-FGA	Pct	3FG-FGA	Pct	FT-FTA	Pct	Off	Def	Tot	Avg	PF	FO	A	TO	Blk	Stl	Pts	Avg	
Western Carolina	Nov. 11	*	22	2-10	.200	1-5	.200	0-0	.000	1	0	1	1.0	1	0	0	1	1	1	5	5.0	
at Elon	Nov. 15																					
Tenn State	Nov. 20																					
Miss Valley State	Nov. 22																					
UNC	Nov. 25																					
So. Cal/UNLV	Nov. 26																					
Providence	Dec. 1																					
at Clemson	Dec. 4																					
Presbyterian	Dec. 13																					
Ohio State	Dec. 17																					
SE Louisiana	Dec. 21																					
Wofford	Dec. 28																					
USC Upstate	Dec. 31																					
SC State	Jan. 3																					
at Kentucky	Jan. 7																					
Vanderbilt	Jan. 10																					
Florida	Jan. 14																					
at Auburn	Jan. 21																					
Alabama	Jan. 25																					
at Ole Miss	Jan. 28																					
at Florida	Feb. 2																					
Kentucky	Feb. 4																					
at Tennessee	Feb. 8																					
at Arkansas	Feb. 11																					
Georgia	Feb. 15																					
LSU	Feb. 18																					
at Vanderbilt	Feb. 22																					
Tennessee	Feb. 25																					
Mississippi State	Feb. 29																					
at Georgia	March 3																					

SEASON NOTES

Struggled from the floor in college debut vs. Western Carolina (Nov. 11), hitting just 2-of-10 attempts, including a 1-of-5 mark from 3-point range ...

CAREER STATISTICS

Season	GP-GS	Min	Avg	FG	FGA	Pct	3FG	3FGA	Pct	FT	FTA	Pct	Off	Def	Tot	Avg	PF	FO	Ast	TO	Blk	Stl	Pts	Avg
2011-12	1-1	22	22.0	2	10	.200	1	5	.200	0	0	.000	1	0	1	1	.0	1	0	1	1	1	5	5.0

CAREER SEC STATISTICS

Season	GP-GS	Min	Avg	FG	FGA	Pct	3FG	3FGA	Pct	FT	FTA	Pct	Off	Def	Tot	Avg	PF	FO	Ast	TO	Blk	Stl	Pts	Avg
2012																								



#1 - BRENTON WILLIAMS

SOPHOMORE - GUARD
5'11 - 172 - JC
**KISSIMMEE, FLA. - OSCEOLA/
 SANTA FE COLLEGE**

WILLIAMS' SEASON HIGHS

- POINTS**
13, vs. Western Carolina (Nov. 11, 2011)
- FIELD GOALS**
5, vs. Western Carolina (Nov. 11, 2011)
- FIELD GOAL ATTEMPTS**
8, vs. Western Carolina (Nov. 11, 2011)
- 3-POINT FIELD GOALS**
1, vs. Western Carolina (Nov. 11, 2011)
- 3-POINT FIELD GOAL ATTEMPTS**
1, vs. Western Carolina (Nov. 11, 2011)
- FREE THROWS**
2, vs. Western Carolina (Nov. 11, 2011)
- FREE THROW ATTEMPTS**
2, vs. Western Carolina (Nov. 11, 2011)
- REBOUNDS**
2, vs. Western Carolina (Nov. 11, 2011)
- ASSISTS**
1, vs. Western Carolina (Nov. 11, 2011)
- BLOCKS**
-
- STEALS**
5, vs. Western Carolina (Nov. 11, 2011)
- MINUTES PLAYED**
17, vs. Western Carolina (Nov. 11, 2011)

2011-12

Opponent	Date	GS	Min	FG-FGA	Pct	3FG-FGA	Pct	FT-FTA	Pct	Off	Def	Tot	Avg	PF	FO	A	TO	Blk	Stl	Pts	Avg	
Western Carolina	Nov. 11		17	5-8	.625	1-1	1.000	2-2	1.000	0	2	2	2.0	1	0	1	4	0	5	13	13.0	
at Elon	Nov. 15																					
Tenn State	Nov. 20																					
Miss Valley State	Nov. 22																					
UNC	Nov. 25																					
So. Cal/UNLV	Nov. 26																					
Providence	Dec. 1																					
at Clemson	Dec. 4																					
Presbyterian	Dec. 13																					
Ohio State	Dec. 17																					
SE Louisiana	Dec. 21																					
Wofford	Dec. 28																					
USC Upstate	Dec. 31																					
SC State	Jan. 3																					
at Kentucky	Jan. 7																					
Vanderbilt	Jan. 10																					
Florida	Jan. 14																					
at Auburn	Jan. 21																					
Alabama	Jan. 25																					
at Ole Miss	Jan. 28																					
at Florida	Feb. 2																					
Kentucky	Feb. 4																					
at Tennessee	Feb. 8																					
at Arkansas	Feb. 11																					
Georgia	Feb. 15																					
LSU	Feb. 18																					
at Vanderbilt	Feb. 22																					
Tennessee	Feb. 25																					
Mississippi State	Feb. 29																					
at Georgia	March 3																					

SEASON NOTES

Impressed on both ends of the court in season debut vs. Western Carolina (Nov. 11), posting 13 points on 5-of-8 shooting, while swiping a game high five steals ...

CAREER STATISTICS

Season	GP-GS	Min	Avg	FG	FGA	Pct	3FG	3FGA	Pct	FT	FTA	Pct	Off	Def	Tot	Avg	PF	FO	Ast	TO	Blk	Stl	Pts	Avg
2011-12	1-0	17	17.0	5	8	.625	1	1	1.000	2	2	1.000	0	2	2	2.0	1	0	1	4	0	5	13	13.0

CAREER SEC STATISTICS

Season	GP-GS	Min	Avg	FG	FGA	Pct	3FG	3FGA	Pct	FT	FTA	Pct	Off	Def	Tot	Avg	PF	FO	Ast	TO	Blk	Stl	Pts	Avg
2012																								

THE LAST TIME IN SOUTH CAROLINA BASKETBALL...

THE LAST TIME AN INDIVIDUAL PLAYER...

Scored 20 or more points:	South Carolina: Sam Muldrow (24) vs. Tennessee, March 3, 2011 in Columbia Opponent: Chris Warren (20), Ole Miss, March 10, 2011 in Atlanta, Ga.
Scored 30 or more points:	South Carolina: Bruce Ellington, 31, at Furman, Dec. 22, 2010 in Greenville, S.C. Opponent: Chris Warren (33), Ole Miss, Feb. 22, 2011 in Columbia
Scored 35 or more points:	South Carolina: Devan Downey, 36 at Florida, Jan. 23, 2010 in Gainesville, Fla. Opponent: Joe Crawford (Kentucky), 35, March 5, 2008 in Columbia
Scored 40 or more points:	South Carolina: N/A thru 1992-93 season Opponent: Austin Carr (Notre Dame), 43, Dec. 30, 1969 in New Orleans, La.
Collected 20 or more rebounds:	South Carolina: Emmett Hall, 23 vs. College of Charleston, Dec. 22, 1993 in Columbia Opponent: Ekpe Udoh (Baylor), 20, Jan. 2, 2010 in Columbia
Collected 15 or more rebounds:	South Carolina: Sam Muldrow, 16 at Tennessee, Feb. 6, 2010 in Knoxville, Tenn. Opponent: Jared Sullinger (Ohio State), 19, Dec. 18, 2010 in Columbus, Ohio
Made 12 or more field goals:	South Carolina: Devan Downey, 12 vs. Georgia, Jan. 30, 2010 in Columbia Opponent: A.J. Ogilvy (Vanderbilt), 12, Feb. 28, 2009 in Nashville, Tenn.
Made 10 or more field goals:	South Carolina: Bruce Ellington, 11 vs. Furman, Dec. 22, 2010 in Greenville, S.C. Opponent: Jared Sullinger (Ohio State), 30, Dec. 18, 2010 in Columbus, Ohio
Attempted 20 or more field goals:	South Carolina: Bruce Ellington (20) at Mississippi State, March 5, 2011 in Starkville, Miss. Opponent: Zach Graham (20), Ole Miss, Feb. 22, 2011 in Columbia
Attempted 25 or more field goals:	South Carolina: Devan Downey, 25, at Kentucky, Feb. 25, 2010 in Lexington, Ky. Opponent: Kemmy Burgess (Alaska-Anchorage), 26, Nov. 24, 2005 in Anchorage, AK
Dished 10 or more assists:	South Carolina: Devan Downey, 11, vs. LSU, March 13, 2008 in Atlanta, Ga. Opponent: Curtis Jerrells (Baylor), 10, Jan. 2, 2009 in Waco, Texas
Swiped 5 or more steals:	South Carolina: Brenton Williams, 5, vs. Western Carolina, Nov. 11, 2011 in Columbia Opponent: Frankie Sullivan (Auburn), 5, Jan. 9, 2010 in Auburn, Ala.
Blocked 5 or more shots:	South Carolina: Sam Muldrow (7), vs. Ole Miss, March 10, 2011 in Atlanta, Ga. Opponent: Aaric Murray (LaSalle), 5, Nov. 19, 2009 in Charleston, S.C.
Made 5 or more 3-point field goals:	South Carolina: Ramon Galloway (5) vs. Ole Miss, March 10, 2011 in Atlanta, Ga. Opponent: Ravern Johnson (7), Mississippi State, March 5, 2011 in Starkville, Miss.
Attempted 8 or more 3-point field goals:	South Carolina: Ramon Galloway (12) vs. Ole Miss, March 10, 2011 in Atlanta, Ga. Opponent: Ravern Johnson (14), Mississippi State, March 5, 2011 in Starkville, Miss.
Made 10 or more free throws:	South Carolina: Devan Downey, 11, vs. Florida, Feb. 10, 2010 in Columbia Opponent: Tobias Harris (11) Tennessee, March 3, 2011 in Columbia
Attempted 15 or more free throws:	South Carolina: Mike Boynton (19) vs. Arkansas, March 11, 2004 in Atlanta, Ga. Opponent: Amu Saaka (Furman), 14, Dec. 22, 2010 in Greenville, S.C.
Played all 40 minutes of regulation:	South Carolina: Devan Downey, 40, vs. Tennessee, March 14, 2008 in Atlanta, Ga. Opponent: Chris Warren (40), March 10, 2011 in Atlanta, Ga.
A player hit a last-second shot to win a game:	South Carolina: Mike Holmes vs. Alabama (Feb. 14, 2009) in Tuscaloosa, Ala. Opponent: Chandler Parsons (Florida), Jan. 23, 2010 in Gainesville, Fla.
A player had a double-double:	South Carolina: Sam Muldrow (24 points, 12 rebounds), vs. Tennessee, March 3, 2011 in Columbia Opponent: Terrance Henry (Ole Miss), 14 points, 11 rebounds, March 10, 2011 in Atlanta, Ga.
Two or more players had a double-double:	South Carolina: Dominique Archie (12 points, 10 rebounds) & Mike Holmes (14 points, 13 rebounds) vs. Winthrop, Nov. 16, 2008 in Columbia Opponent: Renardo Sidney (13 points, 12 rebounds), Kodi Augustus (15 points, 10 rebounds), Mississippi State, March 5, 2011 in Starkville, Miss.
A player had a triple-double:	South Carolina: Sam Muldrow (16 points, 14 rebounds, 10 blocks) vs. Vanderbilt, Jan. 8, 2011 in Columbia *** Only second triple-double in South Carolina history (Chuck Eidson (25 points, 10 rebounds, 10 assists), vs. SC State, Nov. 29, 2002 in Columbia) Opponent: Daniel Hackett (Southern California - 22 points, 10 rebounds, 10 assists), Nov. 17, 2007 in Columbia
Scored 30 or more points in back-to-back games:	South Carolina: Devan Downey, 30 vs. Kentucky (Jan. 26, 2010) in Columbia 33 vs. Georgia (Jan. 30, 2010) in Columbia
Scored 25 or more points in back-to-back games:	South Carolina: Devan Downey, 33 vs. Georgia (Jan. 30, 2010) in Columbia 26 at Tennessee (Feb. 6, 2010) in Knoxville, Tenn.

THE LAST TIME A TEAM...

Scored 100 or more points:	South Carolina: 103 vs. The Citadel (Nov. 12, 2007) in Columbia Opponent: 107, Vanderbilt (Feb. 17, 1996) in Nashville, Tenn.
Scored 50 points or less:	South Carolina: 48 at Georgia, Feb. 26, 2011 in Athens, Ga. Opponent: 50, Western Carolina, Nov. 11, 2011 in Columbia
Scored 50 points in a half:	South Carolina: 51 (2nd half; Nov. 12, 2010) vs. Elon in Columbia Opponent: 50, Kentucky (1st half), Feb. 19, 2011 in Lexington, Ky.
Failed to score 25 points in a half:	South Carolina: 23, (1st half), at Mississippi State, March 5, 2011 in Starkville, Miss. Opponent: 22, SC State (1st half, Jan. 4, 2011) in Columbia
Collected 50 or more rebounds:	South Carolina: 53 vs. WKU, Nov. 27, 2010 in Bowling Green, Ky. Opponent: 52, WKU, Nov. 27, 2010 in Bowling Green, Ky.
Shot 60% or better from the field:	South Carolina: 60.8% (31-51) at Western Carolina (Nov. 18, 2005) in Cullowhee, N.C. Opponent: 61.1% (33-54), Vanderbilt (Jan. 16, 2010) in Columbia
Shot 50% or better from the field:	South Carolina: 50.8%, vs. Western Carolina (Nov. 11, 2011) in Columbia Opponent: 51.2% (22-43), Tennessee, March 3, 2011 in Columbia
Shot less than 30% from the field:	South Carolina: 29.9% (20-67) vs. Ole Miss, March 10, 2011 in Atlanta, Ga. Opponent: 25.9% (15-58), USC Upstate (Nov. 23, 2010) in Columbia
Shot 50% or better from 3-point range (at least 10 attempts):	South Carolina: 56.3% (9-16) vs. Elon (Nov. 12 2010) in Columbia Opponent: 55.0% (11-20) Kentucky, Feb. 19, 2011 in Lexington, Ky.
Shot 20% or less from 3-point range (at least 10 attempts):	South Carolina: 5.3% (1-19) at Georgia, Feb. 26, 2011 in Athens, Ga. Opponent: 18.2% (2-11) SC State, Jan. 4, 2011 in Columbia
Dished 20 or more assists:	South Carolina: 23 vs. Elon (Nov. 12, 2010) in Columbia Opponent: 23, Boston College (Jan. 1, 2011) in Columbia
Made 35 or more shots:	South Carolina: 35 vs. Elon (Nov. 19, 2010) in Columbia Opponent: 35, Tennessee (March 5, 2009) in Columbia
Attempted 80 or more shots:	South Carolina: 83 vs. WKU (Nov. 27, 2010) in Bowling Green, Ky. Opponent: 83, LSU (Feb. 10, 1996) in Columbia
Attempted 70 or more shots:	South Carolina: 73, at Tennessee, Feb. 16, 2011 in Knoxville, Tenn. Opponent: 79, WKU (Nov. 27, 2010) in Bowling Green, Ky.
Made 10 or more 3-pointers:	South Carolina: 10, at Tennessee, Feb. 16, 2011 in Knoxville, Tenn. Opponent: 11, Mississippi State, March 5, 2011 in Starkville, Miss.
Did not make a 3-pointer:	South Carolina: 0, vs. Mississippi State (March 2, 2002) in Columbia Opponent: 0, Alabama (Jan. 12, 2011) in Tuscaloosa, Ala.
Attempted 30 or more 3-pointers:	South Carolina: 30 vs. Ole Miss, March 10, 2011 in Atlanta, Ga. Opponent: 32, Boston College (Jan. 1, 2011) in Columbia
Attempted 25 or more 3-pointers:	South Carolina: 30 vs. Ole Miss, March 10, 2011 in Atlanta, Ga. Opponent: 26, Mississippi State, March 5, 2011 in Starkville, Miss.
Made 30 or more free throws:	South Carolina: 32 vs. Vanderbilt (Jan. 28, 2009) in Columbia Opponent: 31, Florida (Feb. 3, 2009) in Gainesville, Fla.
Attempted 40 or more free throws:	South Carolina: 44 vs. Georgia Southern (Nov. 16, 2009) in Columbia Opponent: 40, Florida (Feb. 3, 2009) in Gainesville, Fla.
Swiped 15 or more steals:	South Carolina: 15 vs. Vanderbilt (Jan. 16, 2010) in Columbia Opponent: 17, Indiana (Nov. 8, 1998) in Indianapolis, Ind.
Blocked 12 or more shots:	South Carolina: 12, vs. Vanderbilt, Jan. 8, 2011 in Columbia Opponent: 13, Syracuse (Jan. 21, 1999) in Syracuse, N.Y.
Blocked 8 or more shots:	South Carolina: 10, vs. Ole Miss, March 10, 2011 in Atlanta, Ga. Opponent: 8, Kentucky (Feb. 25, 2010) in Lexington, Ky.
Won by 30 or more points:	South Carolina: 35 vs. SC State (91-56), Jan. 4, 2011 in Columbia Opponent: 31, Kentucky, Feb. 19, 2011 in Lexington, Ky.
Won by 20 or more points:	South Carolina: 25, vs. Western Carolina, Nov. 11, 2011 in Columbia Opponent: 31, Feb. 19, 2011 in Lexington, Ky.
Played a single overtime game:	Win: 81-74 vs. Arkansas (81-74), Jan. 19, 2011 in Columbia Loss: 82-80 vs. College of Charleston (Nov. 28, 2008) in Charleston, S.C.
Played a double overtime game:	Win: 87-85 vs. WKU (Nov. 27, 2010) in Bowling Green, Ky. Loss: 98-88 vs. Louisville (Feb. 20, 1988) in Columbia

South Carolina played a No. 1 Team in the country:	Win: 68-62 vs. Kentucky (Jan. 26, 2010) in Columbia Loss: 81-56 vs. Duke (Nov. 20, 2001) in Maui, Hawaii
South Carolina played a top-5 opponent:	Win: 68-62 vs. No. 1/1 Kentucky (Jan. 26, 2010) in Columbia Loss: 57-79 at No. 2/2 Ohio State (Dec. 18, 2010) in Columbus, Ohio
South Carolina played a top-10 opponent:	Win: 68-62 vs. No. 1/1 Kentucky (Jan. 26, 2010) in Columbia Loss: 57-79 at No. 2/2 Ohio State (Dec. 18, 2010) in Columbus, Ohio
South Carolina played a top-25 opponent:	Win: 83-75 (OT) win over No. 22/24 Vanderbilt, Jan. 8, 2011 in Columbia Loss: 59-90 loss to No. 22/22 Kentucky, Feb. 19, 2011 in Lexington, Ky.
South Carolina defeated a ranked opponent:	Home: 83-75 vs. No. 22/24 Vanderbilt (Jan. 8, 2011) in Columbia Away: 77-73 at No. 13/19 Vanderbilt (March 6, 2010) in Nashville, Tenn. SEC Home: 83-75 vs. No. 22/24 Vanderbilt (Jan. 8, 2011) in Columbia SEC Away: 77-73 at No. 13/19 Vanderbilt (March 6, 2010) in Nashville, Tenn. Non-conference away: 85-84 at No. 19/20 Baylor (Jan. 2, 2009) in Waco, Texas
A South Carolina win opened up the season:	Home: 75-50 win over Western Carolina (Nov. 11, 2011) in Columbia Away: 81-63 win at Western Carolina (Nov. 12, 2005) in Cullowhee, N.C. Neutral: 74-61 win vs. Chaminade (Nov. 19, 2001) in Maui, Hawaii (Maui Invite)
South Carolina opened up SEC play:	Home: 83-75 win vs. No. 22/24 Vanderbilt (Jan. 8, 2011) in Columbia Away: 80-71 win at Auburn (Jan. 9, 2010) in Auburn, Ala.

Official Basketball Box Score -- Game Totals -- Final Statistics
 Western Carolina vs South Carolina
 11/11/11 7 p.m. at Columbia, S.C. (Colonial Life Arena)

Western Carolina 50 • 0-1

##	Player	f	Total		3-Ptr	Rebounds			PF	TP	A	TO	Blk	Stl	Min
			FG-FGA	FG-FGA	FT-FTA	Off	Def	Tot							
32	KING, Tawaski	f	2-5	0-0	0-1	1	1	2	5	4	1	1	0	1	29
40	ROSS, Preston	f	0-2	0-2	1-2	0	0	0	1	1	0	1	0	0	12
05	SUMLER, Trey	g	2-5	2-3	5-6	1	3	4	2	11	4	5	0	1	35
22	MUTOMBO, Harouna	g	4-9	0-1	3-5	3	5	8	2	11	1	3	0	0	30
24	BOGGS, Brandon	g	3-8	1-4	0-0	2	1	3	2	7	1	3	2	1	28
00	TANKELEWICZ, Tom		2-5	1-2	1-2	2	2	4	1	6	0	0	0	1	14
01	HALL, Kenny		0-0	0-0	0-0	0	1	1	1	0	0	0	0	0	4
02	DUNFORD, Dillon		0-0	0-0	0-0	0	0	0	0	0	0	1	0	0	1
04	COLE, Keaton		3-9	2-6	0-0	0	1	1	0	8	3	5	0	3	28
25	SINCLAIR, James		1-1	0-0	0-0	0	0	0	0	2	0	0	0	0	3
33	HOLLIS, Ishmael		0-1	0-0	0-0	0	1	1	2	0	0	0	0	1	10
44	SMITHSON, Sam		0-2	0-0	0-0	1	0	1	1	0	0	0	2	0	6
Team						3	1	4							
Totals			17-47	6-18	10-16	13	16	29	17	50	10	19	4	8	200

FG % 1st Half: 9-22 40.9% 2nd half: 8-25 32.0% Game: 17-47 36.2% Deadball
 3FG % 1st Half: 2-8 25.0% 2nd half: 4-10 40.0% Game: 6-18 33.3% Rebounds
 FT % 1st Half: 5-9 55.6% 2nd half: 5-7 71.4% Game: 10-16 62.5% 3,1

South Carolina 75 • 1-0

##	Player	f	Total		3-Ptr	Rebounds			PF	TP	A	TO	Blk	Stl	Min
			FG-FGA	FG-FGA	FT-FTA	Off	Def	Tot							
13	GILL, Anthony	f	6-7	1-1	1-2	2	2	4	2	14	1	1	0	0	23
15	COOKE, Malik	f	3-8	0-0	4-6	5	2	7	0	10	1	3	0	0	23
24	HARRIS, Damontre	f	1-4	0-0	1-2	1	0	1	4	3	0	1	2	0	19
30	JACKSON, Lakeem	g	2-4	0-0	1-1	2	8	10	2	5	5	0	0	3	21
32	LEONARD, Damien	g	2-10	1-5	0-0	1	0	1	1	5	0	1	1	1	22
01	WILLIAMS, Brenton		5-8	1-1	2-2	0	2	2	1	13	1	4	0	5	17
02	RICHARDSON, Brian		2-4	1-3	0-0	1	0	1	1	5	1	0	1	1	19
05	SMITH, Eric		4-6	1-2	0-2	0	0	0	0	9	4	1	0	0	19
33	SLAWSON, RJ		3-4	0-0	1-2	3	0	3	3	7	1	0	0	1	21
45	GEATHERS, Carlton		2-4	0-0	0-0	1	5	6	0	4	0	0	1	0	16
Team						2	0	2			1				
Totals			30-59	5-12	10-17	18	19	37	14	75	14	12	5	11	200

FG % 1st Half: 15-30 50.0% 2nd half: 15-29 51.7% Game: 30-59 50.8% Deadball
 3FG % 1st Half: 1-4 25.0% 2nd half: 4-8 50.0% Game: 5-12 41.7% Rebounds
 FT % 1st Half: 4-6 66.7% 2nd half: 6-11 54.5% Game: 10-17 58.8% 1,2

Officials: Mike Kitts, Brian Shey, Carlos Gonzalez
 Technical fouls: Western Carolina-None. South Carolina-None.
 Attendance: 9330
 2011-12 Season Opener

Score by periods	1st	2nd	Total
Western Carolina	25	25	50
South Carolina	35	40	75

Points	In Paint	Off T/O	2nd Chance	Fast Break	Bench
WCU	18	15	9	10	16
SC	46	22	20	19	38

Last FG - WCU 2nd-00:33, SC 2nd-01:11.
 Largest lead - WCU by 3 1st-13:26, SC by 27 2nd-01:11.

Score tied - 5 times.
 Lead changed - 3 times.

2011-12 South Carolina Basketball
 South Carolina Combined Team Statistics (as of Nov 13, 2011)
 All games

RECORD:	OVERALL	HOME	AWAY	NEUTRAL
ALL GAMES	1-0	1-0	0-0	0-0
CONFERENCE	0-0	0-0	0-0	0-0
NON-CONFERENCE	1-0	1-0	0-0	0-0

##	Player	gp-gs	min	avg	Total		3-Point		F-Throw		Rebounds				pf	dq	a	to	blk	stl	pts	avg
					fg-fga	fg%	3fg-fga	3fg%	ft-fa	ft%	off	def	tot	avg								
01	WILLIAMS, Brenton	1-0	17	17.0	5-8	.625	1-1	1.000	2-2	1.000	0	2	2	2.0	1	0	1	4	0	5	13	13.0
02	RICHARDSON, Brian	1-0	19	19.0	2-4	.500	1-3	.333	0-0	.000	1	0	1	1.0	1	0	1	0	1	1	5	5.0
05	SMITH, Eric	1-0	19	19.0	4-6	.667	1-2	.500	0-2	.000	0	0	0	0.0	0	0	4	1	0	0	9	9.0
13	GILL, Anthony	1-1	23	23.0	6-7	.857	1-1	1.000	1-2	.500	2	2	4	4.0	2	0	1	1	0	0	14	14.0
15	COOKE, Malik	1-1	23	23.0	3-8	.375	0-0	.000	4-6	.667	5	2	7	7.0	0	0	1	3	0	0	10	10.0
24	HARRIS, Damontre	1-1	19	19.0	1-4	.250	0-0	.000	1-2	.500	1	0	1	1.0	4	0	0	1	2	0	3	3.0
30	JACKSON, Lakeem	1-1	21	21.0	2-4	.500	0-0	.000	1-1	1.000	2	8	10	10.0	2	0	5	0	0	3	5	5.0
32	LEONARD, Damien	1-1	22	22.0	2-10	.200	1-5	.200	0-0	.000	1	0	1	1.0	1	0	0	1	1	1	5	5.0
33	SLAWSON, RJ	1-0	21	21.0	3-4	.750	0-0	.000	1-2	.500	3	0	3	3.0	3	0	1	0	0	1	7	7.0
45	GEATHERS, Carlton	1-0	16	16.0	2-4	.500	0-0	.000	0-0	.000	1	5	6	6.0	0	0	0	0	1	0	4	4.0
Team											2	0	2				1					
Total.....		1	200		30-59	.508	5-12	.417	10-17	.588	18	19	37	37.0	14	0	14	12	5	11	75	75.0
Opponents.....		1	200		17-47	.362	6-18	.333	10-16	.625	13	16	29	29.0	17	-	10	19	4	8	50	50.0

TEAM STATISTICS	SC	OPP	Date	Opponent	Score	Att.
SCORING	75	50	11/11/11	WESTERN CAROLINA	w 75-50	9330
Points per game	75.0	50.0	* = Conference game			
Scoring margin	+25.0	-				
FIELD GOALS-ATT	30-59	17-47				
Field goal pct	.508	.362				
3 POINT FG-ATT	5-12	6-18				
3-point FG pct	.417	.333				
3-pt FG made per game	5.0	6.0				
FREE THROWS-ATT	10-17	10-16				
Free throw pct	.588	.625				
F-Throws made per game	10.0	10.0				
REBOUNDS	37	29				
Rebounds per game	37.0	29.0				
Rebounding margin	+8.0	-				
ASSISTS	14	10				
Assists per game	14.0	10.0				
TURNOVERS	12	19				
Turnovers per game	12.0	19.0				
Turnover margin	+7.0	-				
Assist/turnover ratio	1.2	0.5				
STEALS	11	8				
Steals per game	11.0	8.0				
BLOCKS	5	4				
Blocks per game	5.0	4.0				
ATTENDANCE	9330	0				
Home games-Avg/Game	1-9330	0-0				
Neutral site-Avg/Game	-	0-0				

Score by Periods	1st	2nd	Totals
South Carolina	35	40	75
Opponents	25	25	50