



# 2015-16 Women's Basketball SOUTH CAROLINA

Assoc. Media Relations Director: Diana Koval | Office: 803.777.7977 | Cell: 314.369.6050 | Email: dkoval@mailbox.sc.edu | Twitter: @DianaKovalSID  
Website: www.GamecocksOnline.com | Twitter: @GamecockWBB | Instagram: @GamecockWBB | Facebook: @GamecockWBB

Game 3

November 18, 2015 • 7 p.m. • Clemson, S.C. • Jervey Gym (2,000)

**South Carolina Gamecocks**  
2-0



vs.



**Clemson Tigers**  
1-1

Ranking: 2/2 (AP/Coaches)

Head Coach: Dawn Staley

Record at South Carolina: 157-74 (8th)

Career Record: 329-154 (16th)

Top Scorer: A'ja Wilson (19.5)

Top Rebounder: A'ja Wilson (12.0)

Ranking: -/-

Head Coach: Audra Smith

Record at CU: 23-41 (3rd)

Career Record: 161-179 (12th)

Top Scorer: Danielle Edwards (12.0)

Top Rebounder: Danielle Edwards (12.0)

## Schedule/Results

Nov. 6	Newberry (Exh.) (SECN+)	W, 93-49
Nov. 13	#6/10 Ohio State (SECN+)	W, 88-80
Nov. 15	UNCG (SECN+)	W, 92-44
Nov. 18	at Clemson (ESPN3)	7 p.m.
Nov. 22	at UCLA (Pac-12 Network)	4 p.m.
	<i>Waikiki Beach Marriott</i>	
	<i>Rainbow Wahine Showdown</i>	
Nov. 27	vs. Arizona State	7:30 p.m.
Nov. 28	vs. CSU Bakersfield	6:30 p.m.
Nov. 29	at Hawaii	10 p.m.
Dec. 6	Duke (ESPN2)	2 p.m.
Dec. 13	Winthrop (SECN)	2 p.m.
Dec. 16	Hampton (SECN+)	7 p.m.
Dec. 20	vs. East Carolina	1 p.m.
Dec. 22	Elon (SECN+)	7 p.m.
Jan. 3	Arkansas* (ESPNU)	3 p.m.
Jan. 7	at Vanderbilt* (SECN^)	9 p.m.
Jan. 10	Missouri* (SECN)	Noon
Jan. 14	at Kentucky* (SECN)	7 p.m.
Jan. 17	Texas A&M* (ESPN2)	1:30 p.m.
Jan. 21	at Auburn* (SECN+)	7 p.m.
Jan. 24	at Mississippi State* (ESPN2)	5 p.m.
Jan. 28	Ole Miss* (SECN+)	7 p.m.
Jan. 31	at Texas A&M* (ESPNU)	6 p.m.
Feb. 4	Kentucky* (SECN)	7 p.m.
Feb. 8	Connecticut (ESPN2)	7 p.m.
Feb. 11	Florida* (SECN+)	7 p.m.
Feb. 15	at Tennessee* (ESPN2)	7 p.m.
Feb. 18	Georgia* (SECN+)	7 p.m.
Feb. 22	at Alabama* (SECN)	7 p.m.
Feb. 25	at Ole Miss* (SECN^)	9 p.m.
Feb. 28	LSU* (ESPN/2/U)	TBA
	<i>SEC Tournament (Jacksonville, Fla.)</i>	
Mar. 2	First Round	TBA
Mar. 3	Second Round	TBA
Mar. 4	Quarterfinals	TBA
Mar. 5	Semifinals	TBA
Mar. 6	Final	TBA

All Times Listed as Eastern and are subject to change  
< indicates game played in Myrtle Beach, S.C.  
\* indicates SEC Game

## Game Information

Tickets: Free with Voucher

Live Stats: GamecocksOnline.com

Radio: 107.5 The Game (Brad Muller)

Broadcast: ESPN3 (Pete Yanity, Bob Mihalic)

## Series History

South Carolina Record .....	27-33
In Clemson .....	7-20
In Columbia.....	18-11
At Neutral Site .....	2-0
Last Meeting .....	SC 99-41, 11/20/14
First Meeting.....	CU 66-61, 1/10/76
Current Streak .....	Won 5

### Last Five Meetings:

Date	Result	Location
11/20/14	W, 99-41	Columbia
11/20/13	W, 68-43	Clemson
11/18/12	W, 64-43	Columbia
11/17/11	W, 65-48	Clemson
11/18/10	W, 73-59	Columbia














## Game Notables

- South Carolina head coach Dawn Staley continues this week's Virginia reunion tour, facing former teammate Audra Smith on the sidelines tonight. Sunday's matchup of UVa alums saw Staley topple another Cavalier great in Wendy Palmer, now coaching UNCG. Staley and Smith were teammates on Virginia's 1989-92 teams, helping the Cavaliers to three NCAA Final Fours, including a spot in the 1991 championship game.
- While Clemson leads the overall series 33-27, South Carolina has made up ground recently and been especially dominant in the Dawn Staley era. The Gamecocks have won eight of the last 10 meetings and have claimed the last five contests by an average of 27.4 points, including last season's 58-point victory – the largest of the series by either team. The Tigers' last win in the series was a 94-92 double-overtime victory at Littlejohn Coliseum on Nov. 19, 2009.
- Sophomore forward A'ja Wilson was named SEC Player of the Week this week after posting a pair of double-doubles in the Gamecocks' opening-weekend victories. It was her first such honor from the league after claiming five SEC Freshman of the Week honors last season.
- Junior forward Alaina Coates has been the model of efficiency so far this season. Averaging a double-double – one of three Gamecocks to currently claim that feat – she is shooting 75.0 percent from the field on the season. Coates hit 6-of-9 against #6/10 Ohio State then connected on 6-of-7 against UNCG.

## Stat Comparison

CU	SC	
1-1 .....	Overall Record .....	2-0
0-0 .....	Conference Record .....	0-0
1-1 .....	Home Record .....	2-0
0-0 .....	Away Record .....	0-0
0-0 .....	Neutral Record .....	0-0
45.0 .....	Points Per Game .....	90.0
49.5 .....	Opp. Points Per Game.....	62.0
.260.....	Field Goal %age .....	.485
.291.....	Opp. Field Goal %age.....	.296
.139.....	3-Pt. Field Goal %age .....	.314
.116.....	Opp. 3-Pt. Field Goal %age .....	.361
.636.....	Free Throw %age.....	.638
10.5.....	FTs Made Per Game .....	18.5
8.0.....	Assists Per Game .....	18.0
-6.0 .....	Turnover Margin .....	+4.5
53.5.....	Rebounds Per Game .....	49.0
+15.5.....	Rebounding Margin .....	+10.0
10.5.....	Steals Per Game.....	12.0
5.5.....	Blocked Shots Per Game.....	8.0

# 2015-16 South Carolina Media Roster

0		<p><b>Shay Colley</b> 5-8 • Fr. • Guard • Brampton, Ontario, Canada <i>CAHL-ee</i></p> <p>PPG <b>3.5</b> RPG <b>1.0</b> APG <b>0.5</b> FG% <b>.600</b> FT% <b>--</b></p>	<p><b>LAST GAME:</b> 7 pts vs. UNCG <b>NOTABLE:</b> Efficient running team vs. UNCG ... solid debut, helping guard OSU's top scorer down the stretch ... helped Canada to silver medal at 2014 FIBA U18 Americas Champs.</p>	<p><b>Career Highs</b> Pts: 7 vs. UNCG, 11/15/15 Reb: 2 vs. UNCG, 11/15/15 Ast: 1 vs. UNCG, 11/15/15 Stl: 1 vs. UNCG, 11/15/15</p>
1		<p><b>Bianca Cuevas</b> 5-6 • So. • Guard • Bronx, N.Y. <i>kway-VAAS</i></p> <p>PPG <b>8.0</b> RPG <b>1.0</b> APG <b>1.0</b> FG% <b>.333</b> FT% <b>.750</b></p>	<p><b>LAST GAME:</b> 11 pts, 2 stls vs. UNCG <b>NOTABLE:</b> Last season, posted 10+ points 8 times ... 6.8 ppg in SEC, 4.8 ppg in non-SEC ... 7.0 ppg on 41.4 percent shooting in NCAA Tournament ... 2014 McDonald's All-America.</p>	<p><b>Career Highs</b> Pts: 21 at Ole Miss, 2/1/15 Reb: 4, 3x, at Georgia, 2/5/15 Ast: 5, 5x, vs. Sav. St., 3/20/15 Stl: 4, 2x, vs. Sav. St., 12/14/14</p>
3		<p><b>Kaydra Duckett</b> 5-8 • So. • Guard • Columbia, S.C. <i>KAY-druh DUCK-it</i></p> <p>PPG <b>0.0</b> RPG <b>0.5</b> APG <b>0.0</b> FG% <b>.000</b> FT% <b>--</b></p>	<p><b>LAST GAME:</b> 1 reb, 1 stl, 1 blk vs. UNCG <b>NOTABLE:</b> Logged career-best 10 mins vs. UNCG after a 1st-half appearance vs. OSU ... played in 20 games last season ... 2014 SCBCA 3A Player of the Year ... won two HS state titles.</p>	<p><b>Career Highs</b> Pts: 2, 2x, vs. Sav. St., 12/14/14 Reb: 4 vs. Sav. St., 12/14/14 Ast: 1, 3x, vs. Syracuse, 3/22/15 Min: 10 vs. UNCG, 11/15/15</p>
4		<p><b>Doniyah Cliney</b> 6-0 • R-Fr. • Guard • Newark, N.J. <i>dawn-YAY CLY-nee</i></p> <p>PPG <b>--</b> RPG <b>--</b> APG <b>--</b> FG% <b>--</b> FT% <b>--</b></p>	<p><b>LAST GAME:</b> DNP – Injury – Right Hand <b>NOTABLE:</b> Is out several weeks following surgery on right hand ... sat out last season, practicing with team in 2nd semester ... good size on the wing ... won two high school state titles.</p>	<p><b>Career Highs</b> Pts: — Reb: — Ast: — Stl: —</p>
5		<p><b>Khadijah Sessions</b> 5-8 • Sr. • Guard • Myrtle Beach, S.C. <i>kub-DEE-zhub SESH-uns</i></p> <p>PPG <b>7.0</b> RPG <b>2.0</b> APG <b>3.5</b> FG% <b>.400</b> FT% <b>.750</b></p>	<p><b>LAST GAME:</b> 2 pts, 4 assts, 2 stls vs. UNCG <b>NOTABLE:</b> Team captain ... pressed pace early vs. OSU ... top 11 in SEC in assists and steals (1.8) ... shot 60.0% from 3 in SEC Tourn. ... 2012 SCBCA 4A Player of the Year.</p>	<p><b>Career Highs</b> Pts: 19 vs. Auburn, 2/3/13 Reb: 6 vs. Clemson, 11/20/14 Ast: 8 vs. NC Central, 12/1/14 Stl: 4, 11x, vs. OSU, 11/13/15</p>
22		<p><b>A'ja Wilson</b> 6-5 • So. • Forward • Hopkins, S.C. <i>A-zhub</i></p> <p>PPG <b>19.5</b> RPG <b>12.0</b> BPG <b>4.0</b> FG% <b>.531</b> FT% <b>.833</b></p>	<p><b>LAST GAME:</b> 19 pts, 10 rebs, 6 blks vs. UNCG <b>NOTABLE:</b> Among SEC's top 10 in ppg and rpg ... 9th in nation in bpg ... shot 6-of-9 in 4th qtr. vs. OSU to drive home win ... SEC Fr. of the Year, 1st SC freshman to earn All-America.</p>	<p><b>Career Highs</b> Pts: 26 vs. LSU, 2/12/15 Reb: 19 at Kentucky, 3/1/15 Blks: 6, 2x, vs. UNCG, 11/15/15 Stl: 3, 4x, vs. C. Mich., 12/20/14</p>
23		<p><b>Tina Roy</b> 5-11 • Sr. • Guard • Kaplan, La.</p> <p>PPG <b>6.0</b> RPG <b>0.5</b> APG <b>3.5</b> FG% <b>.286</b> FT% <b>--</b></p>	<p><b>LAST GAME:</b> 9 pts, 6 assts vs. UNCG <b>NOTABLE:</b> Team captain ... 13th in nation in A:TO ration (7.0) ... hit clutch 3 late in 3rd quarter vs. OSU ... team-high 43.1 percent from 3 in SEC play last season.</p>	<p><b>Career Highs</b> Pts: 15, 2x, vs. LSU, 3/7/15 Reb: 8 at Miss. St., 2/6/14 Ast: 10 vs. Sav. St., 12/14/14 Stl: 3 vs. Southern Cal, 11/15/14</p>
24		<p><b>Sarah Imovbogh</b> 6-2 • Sr. • Forward • Abuja, Nigeria <i>ih-MOE-vee-o</i></p> <p>PPG <b>11.0</b> RPG <b>10.5</b> APG <b>0.0</b> FG% <b>.750</b> FT% <b>.500</b></p>	<p><b>LAST GAME:</b> 14 pts, 11 rebs vs. UNCG <b>NOTABLE:</b> Key putbacks late in win over OSU ... played three seasons at Virginia ... 19th in nation with ACC-best 10.8 rpg in 2014-15, also scored 12.6 ppg.</p>	<p><b>Career Highs</b> Pts: 14 vs. UNCG, 11/15/15 Reb: 11 vs. UNCG, 11/15/15 Ast: — Stl: 2 vs. UNCG, 11/15/15</p>
25		<p><b>Tiffany Mitchell</b> 5-9 • Sr. • Guard • Charlotte, N.C.</p> <p>PPG <b>12.5</b> RPG <b>2.5</b> APG <b>4.0</b> FG% <b>.391</b> FT% <b>.750</b></p>	<p><b>LAST GAME:</b> 10 pts, 5 assts vs. UNCG <b>NOTABLE:</b> Team captain ... still knocking off rust from injury layoff ... great start vs. OSU with 10 1st-half pts ... 2x SEC POY, All-America ... finalist for 2015 Naismith, Wade, Wooden awards.</p>	<p><b>Career Highs</b> Pts: 25 vs. Georgia, 2/27/14 Reb: 11, 5x, at Arkansas, 1/2/14 Ast: 9 at SDSU, 11/23/13 Stl: 7 vs. NC Central, 12/1/14</p>
31		<p><b>Asia Dozier</b> 6-0 • Sr. • Guard/Forward • Columbia, S.C. <i>DOE-zbur</i></p> <p>PPG <b>3.5</b> RPG <b>1.0</b> APG <b>3.5</b> FG% <b>.333</b> FT% <b>1.00</b></p>	<p><b>LAST GAME:</b> 3 pts, 2 rebs, 6 assts vs. UNCG <b>NOTABLE:</b> Team captain, two-time ... adjusting well to new role off the bench ... provided calm to start 2nd half vs. OSU ... started 62 of 71 games last two seasons.</p>	<p><b>Career Highs</b> Pts: 16, 2x, at SDSU, 11/23/13 Reb: 10 vs. Elon, 11/9/12 Ast: 6, 3x, vs. UNCG, 11/15/15 Stl: 2, 8x, vs. LSU, 3/7/15</p>
40		<p><b>Jatarie White</b> 6-4 • So. • Forward • Charlotte, N.C. <i>juh-TAR-ee</i></p> <p>PPG <b>4.5</b> RPG <b>3.0</b> BPG <b>0.5</b> FG% <b>.429</b> FT% <b>.600</b></p>	<p><b>LAST GAME:</b> 5 pts, 3 rebs vs. UNCG <b>NOTABLE:</b> Great start to season, solid contributions not always in the box score ... played in 20 games as freshman ... 2014 WBCA, McDonald's All-America.</p>	<p><b>Career Highs</b> Pts: 11 vs. Clemson, 11/20/14 Reb: 7 at Georgia, 2/5/15 Blk: 2 at Georgia, 2/5/15 Stl: 2 vs. Syracuse, 3/22/15</p>
41		<p><b>Alaina Coates</b> 6-4 • Jr. • Center • Irmo, S.C. <i>uh-LAY-nuh COATS</i></p> <p>PPG <b>14.5</b> RPG <b>10.0</b> BPG <b>1.5</b> FG% <b>.750</b> FT% <b>.385</b></p>	<p><b>LAST GAME:</b> 12 pts, 7 rebs vs. UNCG <b>NOTABLE:</b> Had solid preseason with great focus ... 25th in nation in FG% ... 8th in career blocks (129), 10th in career double-doubles (23) ... 2x 2nd-Team All-SEC.</p>	<p><b>Career Highs</b> Pts: 24, 2x, vs. Ole Miss, 1/30/14 Reb: 17 vs. Kentucky, 1/9/14 Blk: 5, 3x, vs. Alabama, 1/29/15 Min: 30 vs. So. Cal, 11/15/14</p>
44		<p><b>India Farmer</b> 6-0 • Jr. • Forward • N. Myrtle Beach, S.C.</p> <p>PPG <b>0.0</b> RPG <b>1.0</b> APG <b>0.0</b> FG% <b>.000</b> FT% <b>--</b></p>	<p><b>LAST GAME:</b> 1 reb, 2 blks vs. UNCG <b>NOTABLE:</b> Played in 16 games last season, including five SEC and three postseason games ... great team player ... works hard with good attitude.</p>	<p><b>Career Highs</b> Pts: 3, 2x, vs. Alabama, 1/19/14 Reb: 3 vs. NC Central, 12/2/13 Blk: 2 vs. UNCG, 11/15/15 Stl: 1 at Florida, 1/19/15</p>

Starter

Reserve

## Quick Facts

### The University

**Location:** Columbia, S.C.

**Founded:** 1801

**Enrollment:** 32,972

**Colors:** Garnet (PMS 202C) and Black

**Nickname:** Gamecocks

**Conference:** Southeastern

**President:** Dr. Harris Pastides

**Athletics Director:** Ray Tanner

**Facility:** Colonial Life Arena (18,000)

### Coaching Staff

**Head Coach:** Dawn Staley

**Alma Mater:** Virginia, 1992

**Overall Record:** 329-154 (16th season)

**School Record:** 157-74 (8th season)

**Assoc. Head Coach (Alma Mater):**

Lisa Boyer (Ithaca, 1979)

**Assistant Coaches (Alma Mater):**

Nikki McCray-Penson (Tennessee, 1995)

Fred Chmiel (Excelsior, 2001)

### Team Information

**2014-15 Record:** 34-3

Home: 16-0 Away: 9-2 Neutral: 9-1

**SEC Record (Finish):** 15-1 (T-1st)

Home: 8-0 Away: 7-1

**Letterwinners Returning/Lost:** 11/3

**Starters Returning/Lost:** 3/2

### Program History

**First Year of Women's Basketball:** 1974-75

**All-Time Record:** 737-503 (42nd season)

**All-Time SEC Record:** 131-200 (23rd season)

**NCAA Appearances (Last):** 12 (2015)

**NCAA Tournament Record:** 17-12

**2015 NCAA Result:** Final Four; L, 65-66,

Notre Dame; Tampa, Fla.

**WNIT Appearances (Last):** 4 (2011)

**WNIT Record:** 3-4

### Media Relations

**Women's Basketball Contact:** Diana Koval

**Office:** 803.777.7977

**Cell:** 314.369.6050

**Email:** dkoval@mailbox.sc.edu

**Press Row Phone:** 803.777.6182

**Athletics Department on the Web**

**Website:** GamecocksOnline.com

**Twitter:** @GamecocksOnline

**Instagram:** @GamecocksOnline

**Facebook:** Facebook.com/GamecocksOnline

**YouTube:** YouTube.com/GamecocksOnline

**Women's Basketball on Twitter**

**Team:** @GamecockWBB

**Head Coach:** @DawnStaley

### Five-Second Count

South Carolina is enjoying its most successful period in program history. The 2015 Senior Class set a four-year record with 113 wins and a .813 winning percentage. The 2016 Senior Class has a chance top that number, entering the season with a three-year mark of 88-16, winning 84.6 percent of its contests. Winning consecutive SEC regular-season titles in the last two seasons, South Carolina has not finished outside the SEC's top four in four campaigns.

In the last two seasons, three Gamecocks have earned All-America honors – prior to the 2013-14 season just 12 Gamecocks had captured the title. Seven Gamecocks have earned All-SEC selection in the last two seasons, including three members of the 2015-16 squad.

### By the Numbers

- Returning All-Americans on this season's Gamecock roster – Tiffany Mitchell (1st team) and A'ja Wilson (3rd team)
- Gamecocks named to the Wooden Award Watch List – Alaina Coates, Tiffany Mitchell and A'ja Wilson
- Gamecocks who are averaging a double-double so far this season – A'ja Wilson (19.5 ppg/12.0 rpg), Alaina Coates (14.5 ppg/10.0 rpg) and Sarah Imovbioh (11.0 ppg/10.5 rpg)
- Gamecocks on this season's roster who were named either McDonald's or Parade All-America in high school
- Letterwinners returning from last season's school-record setting team

### Preseason Poll Pop

For the second-straight season, South Carolina is ranked No. 2 in both the AP and USA Today Coaches Preseason Poll, which is the best preseason rank in program history. The Gamecocks spent the entire 2014-15 season ranked in the top three in the nation, including 12 weeks at No. 1 – the first-ever No. 1 ranking for the program.

### Great Gamecock Fans

The state of South Carolina has rallied around head coach Dawn Staley's program in unprecedented numbers. The Gamecocks have led the nation in average attendance increase in each of the last two seasons and paced the country in average attendance last season at 12,293. South Carolina played in front of over 10,000 fans 15 times last season with 13 of those coming at Colonial Life Arena. The 17,156 fans that turned out for the Jan. 11 game against Kentucky were just shy of the women's basketball record of 17,712 (vs. Clemson, 11/22/02) at the facility.

Opponents should be ready for more of the same this season as the South Carolina Ticket Office has distributed the full allotment of over 11,000 season tickets. Only single-game, general admission tickets remain available for purchase.

### Offensive Operation

Head coach Dawn Staley is often thought of as a defensive coach, but she has steadily built an

efficient offensive team over the last few seasons, culminating in the 2014-15 squad's 79.5 points per game on 48.4 percent shooting. That group ranked 18th in the nation in scoring and fourth in field goal percentage. Here's a look at the offense's growth over the last five seasons.

Season	PPG	FG%age
2015-16	90.0	.485
2014-15	75.9	.484
2013-14	72.9	.474
2012-13	61.3	.390
2011-12	61.2	.398
2010-11	58.7	.380

### Ranked Readings

South Carolina's 10 wins against ranked foes last season set a new program record, topping the eight wins of the 1979-80 squad. Of those 10 wins, five came against a top-10 foe.

## Gamecocks in the Rankings

(thru games of 11/15)

Team	SEC	NCAA	Actual
Scoring Offense	4	28	90.0
Scoring Defense	11	156	62.0
Scoring Margin	6	46	+28.0
Field Goal Percentage	5	40	.485
Field Goal %age Def.	6	33	.296
3-Point FG %age	8	159	.314
3-Point FG %age Def.	10	246	.361
3-Point FG Made/Gm.	8	177	5.5
Free Throw Percentage	7	207	.638
Rebounding Offense	5	—	49.0
Rebounding Defense	11	—	39.0
Rebounding Margin	6	69	+10.0
Assists	8	59	18.0
Steals	7	66	12.0
Turnover Margin	10	92	+4.5
Turnovers	—	103	15.0
Assist-to-Turnover Ratio	7	72	1.2
Blocked Shots	3	11	8.0
Home Attendance Avg.	1	2	15,211

Alaina Coates	SEC	NCAA	Actual
Scoring	20	—	14.5
Rebounding	12	87	10.0
FG Percentage	2	25	.750

Sarah Imovbioh	SEC	NCAA	Actual
Rebounding	11	79	10.5
Off. Rebounds	14	—	4.0

Tiffany Mitchell	SEC	NCAA	Actual
Scoring	29	—	12.5
3-Pt FG Made	10	226	2.0
Steals	7	116	3.0

Tina Roy	SEC	NCAA	Actual
3-Pt FG Made	10	226	2.0
Assist-to-TO Ratio	3	13	7.0

Khadijah Sessions	SEC	NCAA	Actual
Steals	7	116	3.0

A'ja Wilson	SEC	NCAA	Actual
Scoring	10	120	19.5
Rebounding	7	44	12.0
FT Percentage	8	199	.833
Blocks	3	9	4.0
Off. Rebounds	6	—	5.5
Double-Doubles	1	—	2

## Current Gamecock Streaks

	Total	Home	Road	Neut.
Overall	W2	W36	L1	W9
SEC	L1	W18	L1	—
Non-Conference	W2	W20	L1	W9
Ranked Teams	W1	W6	L2	W4



This season, the Gamecocks have 10 games on the schedule against teams ranked in the preseason top 20, including three against top-10 entries. South Carolina opened the season with a win over No. 6/10 Ohio State.

After posting a 15-8 record against ranked opponents since the start of the 2013-14 season, head coach Dawn Staley has a 26-42 mark vs. the nation's best teams during her South Carolina tenure, highlighted by a 14-8 mark when the Gamecocks carry a better ranking than their opponent into the contest.

### Legacy of Leadership

South Carolina has thrived under excellent leadership from its team-selected captains the last few seasons. While some thought that area would be a question mark heading into this season, the Gamecocks selected their four returning seniors – Asia Dozier, Tiffany Mitchell, Tina Roy and Khadijah Sessions – as their captains. All but Roy have served in that capacity at least once prior to this season.

### Fast Start

The Gamecocks were one of three preseason top-25 teams to kick off their season against another ranked opponent last weekend and the only one to come away with the victory. Friday's season opener marked just the fourth in program history against a ranked opponent – the second of the Dawn Staley era. With the 88-80 win over #6/10 Ohio State, South Carolina is 2-2 in openers against ranked opponents. The only other top-25 battle in an opener was #18/17 Kentucky, playing its second game of the season, against #15/15 Arizona State in its season opener, which the Wildcats won 68-64 in overtime.

### Wooden Watch

The Wooden Award announced its 30-member Watch List this week with South Carolina occupying three of the positions to match UConn for most selections. After being a finalist for the award last season, senior guard Tiffany Mitchell is back on the list. Junior Alaina Coates and sophomore A'ja Wilson are also recognized this season.

### Made by Tiffany's

Senior guard Tiffany Mitchell has worked her way into the annual national player of the year conversations over the last two seasons, and expectations are the same this season for the two-time All-American and reigning back-to-back SEC Player of the Year. After missing all but the final week of preseason, the Charlotte, N.C., native is still knocking the rust off her game, but she has still impacted every contest.

The most significant change in Mitchell's game

2015-16 Double-Doubles		
<b>Alaina Coates (1)</b>		
11/13	Ohio State	17 pts/13 rebs
<b>Sarah Imovbioh (1)</b>		
11/15	UNCG	14 pts/11 rebs
<b>A'ja Wilson (2)</b>		
11/13	Ohio State	20 pts/14 rebs
11/15	UNCG	19 pts/10 rebs

has been her shot selection and efficiency, which have also combined to lift her assist numbers. Here's a look at her season-by-season breakdown:

Season	PPG	FG%	3FG%	APG
2015-16	12.5	.391	.364	4.0
2014-15	14.4	.500	.416	2.9
2013-14	15.5	.493	.541	3.5
2012-13	9.2	.379	.367	1.3

### Hometown Hero

Sophomore forward A'ja Wilson did not disappoint in her first season after being rated the No. 1 recruit in the nation in the 2014 class. The SEC Freshman of the Year and a First-Team All-SEC selection, she became the first Gamecock freshman to earn All-America honors, capturing a spot on the AP's third team. She was the team's second-leading scorer (13.1 ppg) and rebounder (6.6 rpg) and thrived in the brightest spotlight.

2015-16 Awards	
<b>Alaina Coates</b>	
Wooden Award Watch List	
Preseason All-SEC First Team (Media, Coaches)	
<b>Tiffany Mitchell</b>	
Wooden Award Watch List	
Preseason All-America (AP, Lindy's, Athlon, SI, ESPN)	
Preseason All-SEC First Team (Media, Coaches)	
Preseason SEC Player of the Year (Media, Coaches)	
<b>A'ja Wilson</b>	
Wooden Award Watch List	
Preseason All-America 2nd Team (Lindy's, SI, ESPN)	
Preseason All-America Honorable Mention (AP)	
Preseason All-SEC First Team (Media, Coaches)	
SEC Player of the Week (Nov. 13-16)	

Wilson led the Gamecocks with 20 points against Notre Dame in the national semifinals, adding nine rebounds, four blocks and two assists in 24 minutes on the floor.

This season, Wilson picked up Preseason All-America honors from Sports Illustrated, Lindy's and ESPN, and she has lived up to the billing with a pair of double-doubles to open the season. Wilson was the team's top scorer in both games and earned SEC Player of the Week honors to kick off the season.

AP Top 25		
(Week of Nov. 16)		
1.	Connecticut	0-0
2.	South Carolina	2-0
3.	Notre Dame	1-0
4.	Tennessee	1-0
5.	Baylor	1-0
6.	Florida State	0-0
7.	Ohio State	0-1
8.	Maryland	1-0
9.	Oregon State	1-0
10.	Mississippi State	1-0
11.	Texas	1-0
12.	Texas A&M	2-0
13.	Kentucky	2-0
14.	Duke	2-0
15.	Stanford	2-0
16.	Louisville	0-1
17.	Oklahoma	1-0
18.	Arizona State	0-1
19.	South Florida	2-0
20.	Northwestern	1-0
21.	California	2-0
22.	George Washington	1-0
23.	Michigan State	1-0
24.	Chattanooga	2-0
25.	Syracuse	1-0

USA Today Coaches Top 25		
(Week of Nov. 16)		
1.	Connecticut	1-0
2.	South Carolina	2-0
3.	Notre Dame	1-0
4.	Baylor	1-0
5.	Tennessee	1-0
6.	Maryland	1-0
7.	Oregon State	1-0
8.	Texas	1-0
9.	Duke	2-0
10.	Stanford	2-0
11.	Mississippi State	1-0
12.	Texas A&M	2-0
13.	Kentucky	2-0
14.	Florida State	0-0
	Ohio State	0-1
16.	Louisville	0-1
17.	South Florida	2-0
18.	Arizona State	0-1
19.	DePaul	2-0
20.	George Washington	1-0
21.	California	2-0
22.	Northwestern	1-0
23.	Iowa	2-0
24.	Princeton	2-0
	Oklahoma	1-1

## Gamecocks in 2015-16 National Polls

Poll	Pre	11/16	11/23	11/30	12/7	12/14	12/21	12/28	1/4	1/11	1/18	1/25	2/1	2/8	2/15	2/22	3/1	3/8	3/16	Final
Associated Press	2	2																		
Coaches	2	2																		

## Double-Double Trouble

Junior center Alaina Coates was a dominant force and big reason South Carolina advanced to its first NCAA Final Four last season. With 17 points and 13 rebounds in the season opener against Ohio State, Coates is already 10th on the program's career double-doubles list with 23, just one shy of matching Aleighsa Welch's 24 in ninth. Ten of those have come in SEC play, which rank her second in program history in that category.

Coates' solid preseason has translated into a hot start as she ranks 25th in the nation in field goal percentage, hitting .750, and averages a double-double at 14.5 points and 10.0 rebounds, ranking among the SEC's top 20 in both categories.

## So Sarah

Senior forward Sarah Imovbioh joined the Gamecocks this season after three campaigns at Virginia, during which she annually ranked among the ACC's top 15 rebounders and top 10 field goal percentage shooters. Her strong rebounding instincts have carried over to the Gamecocks as has her ability to go right back to the basket with an offensive board. She is one of three Gamecocks averaging a double-double this season at 11.0 ppg and 10.5 rpg. Her six points and four rebounds early in the fourth quarter against #6/10 Ohio State allowed the Gamecocks to hold off and then storm past the Buckeyes in the season opener.

## Solid Senior

Senior guard Tina Roy has long been known for her outside shooting and her songwriting/performing talents. What has gone less heralded has been her development at the point guard position for the Gamecocks.

Coming off knee surgery that cost her the 2012-13 season, Roy began honing her ability to deliver the ball to the post – a skill that not only suited the Gamecocks' emerging frontcourt but also the space given Roy on the perimeter. Over

## Games Led Team In...

(Tied for team lead in each category included)

Scoring	2015-16	Career	Record
A'ja Wilson	2	17	15-2
Tiffany Mitchell	0	37	35-2
Alaina Coates	0	12	11-1
Khadijah Sessions	0	3	2-1
Bianca Cuevas	0	2	2-0
Asia Dozier	0	2	2-0
Tina Roy	0	2	2-0
Rebounding	2015-16	Career	Record
A'ja Wilson	1	10	9-1
Sarah Imovbioh	1	1	1-0
Alaina Coates	0	34	32-2
Tiffany Mitchell	0	10	9-1
Assists	2015-16	Career	Record
Khadijah Sessions	2	24	22-2
Tiffany Mitchell	1	30	28-2
Asia Dozier	1	14	14-0
Tina Roy	0	11	11-0
Bianca Cuevas	0	8	7-1
Alaina Coates	0	1	1-0

## Team Specialty Stats

South Carolina/Opponent

	Pts. in Paint	Pts. Off TOs	2nd Chance Pts	Fast Break Pts
11/13 OSU	52-20	20-14	21-8	16-9
11/15 UNCG	52-18	29-4	16-10	13-8
Averages	52.0-19.0	24.5-9.0	18.5-9.0	14.5-8.5

the last three seasons, the soft-spoken Louisianian has a 2.3 assist-to-turnover ratio, including a 7.0 mark so far this season that has her ranked 13th in the nation.

## 2014-15 Rewind

South Carolina is coming off its most successful season, winning a school-record 34 games, earning its first-ever No. 1 national ranking (holding the position for 12 weeks), repeating as SEC regular-season champions and advancing to the NCAA Final Four for the first time. The Gamecocks also won their first SEC Tournament title in their first appearance in the championship game. Scoring 75.9 points per game, South Carolina ranked

## Starters vs. Bench Points

	SC Starters	Opp. Starters	SC Bench	Opp. Bench
11/13 OSU	58	70	30	10
11/15 UNCG	52	33	40	11
Averages	55.0	51.5	35.0	10.5

18th in the nation in scoring while maintaining its defensive presence at 12th in the nation, allowing just 54.1 points per game. The Gamecocks' .484 field goal percentage was fourth-best in the nation, and they also ranked among the nation's top 10 in scoring margin (+21.7, 3rd), field goal percentage defense (.349, 10th), rebound margin (+9.6, 10th) and blocked shots (6.3, 7th).

## Miscellaneous Stats

Double-Doubles	2015-16	Career	Record
A'ja Wilson	2	7	6-1
Alaina Coates	1	23	22-1
Sarah Imovbioh	1	1	1-0
Tiffany Mitchell	0	4	4-0

20+ Points	2015-16	Career	Record
A'ja Wilson	1	6	5-1
Tiffany Mitchell	0	13	13-0
Alaina Coates	0	8	7-1
Bianca Cuevas	0	1	1-0

10+ Points	2015-16	Career	Record
Tiffany Mitchell	2	77	68-9
Alaina Coates	2	49	46-3
A'ja Wilson	2	31	28-3
Khadijah Sessions	1	21	20-1
Bianca Cuevas	1	9	9-0
Sarah Imovbioh	1	1	1-0
Asia Dozier	0	13	12-1
Tina Roy	0	12	10-2
Jatarie White	0	2	2-0
Tiffany Davis	0	1	1-0

10+ Rebounds	2015-16	Career	Record
A'ja Wilson	2	7	6-1
Sarah Imovbioh	2	2	2-0
Alaina Coates	1	26	25-1
Tiffany Mitchell	0	7	6-1
Asia Dozier	0	1	1-0

5+ Assists	2015-16	Career	Record
Tiffany Mitchell	1	12	12-0
Khadijah Sessions	1	10	10-0
Asia Dozier	1	9	9-0
Bianca Cuevas	0	5	5-0
Tina Roy	0	5	5-0

5+ Steals	2015-16	Career	Record
Tiffany Mitchell	0	8	8-0
Tiffany Davis	0	1	1-0

5+ Blocks	2015-16	Career	Record
A'ja Wilson	1	2	1-1
Alaina Coates	0	3	3-0



## Around the SEC

	SEC Games			Overall		
	W	L	Pct.	W	L	Pct.
Arkansas	0	0	—	2	0	1.000
Kentucky	0	0	—	2	0	1.000
South Carolina	0	0	—	2	0	1.000
Texas A&M	0	0	—	2	0	1.000
Alabama	0	0	—	1	0	1.000
Auburn	0	0	—	1	0	1.000
Georgia	0	0	—	1	0	1.000
Mississippi St.	0	0	—	1	0	1.000
Missouri	0	0	—	1	0	1.000
Tennessee	0	0	—	1	0	1.000
Vanderbilt	0	0	—	1	0	1.000
LSU	0	0	—	1	1	.500
Ole Miss	0	0	—	1	1	.500
Florida	0	0	—	0	1	.000

## Coming Up

### November 18

Arkansas at South Dakota State, 8 p.m.  
 Georgia at #23 Michigan State, 7:30 p.m.  
 Morehead St. at #13 Kentucky, 7 p.m. (SECN+)  
 LSU at UALR, 8:15 p.m. (CST)  
 Missouri at Wichita State, 8:05 p.m. (ESPN3)  
 Penn State at #4 Tennessee, 8 p.m. (SECN)  
 #12 Texas A&M at #14 Duke, 7 p.m. (ESPN3)  
 Vanderbilt at Dayton, 7 p.m.

## Recent Results

### November 16

Alabama def. Appalachian State, 93-59  
 Auburn def. SE Louisiana, 80-68  
 Florida def. #6/7 Florida State, 82-72  
 Missouri def. Arkansas-Pine Bluff, 85-34

Rankings are listed as AP/ESPN Poll  
 All Times Eastern; TV Network in ()

## South Carolina's Record When...

	SEC	All		SEC	All
Record.....	0-0	2-0	No South Carolina players foul out .....	0-0	2-0
Playing a ranked opponent.....	0-0	1-0	One or more SC players foul out.....	0-0	0-0
Playing at home .....	0-0	2-0	Having 20 or more assists.....	0-0	1-0
Playing on the road .....	0-0	0-0	Having less than 20 assists.....	0-0	1-0
Playing at neutral site .....	0-0	0-0	Scoring more pts. in paint than opponent .....	0-0	2-0
Leading at half .....	0-0	1-0	Scoring equal/less pts. in paint than opp. ....	0-0	0-0
Trailing at half .....	0-0	1-0	Scoring more pts. off TOs than opponent .....	0-0	2-0
Tied at half .....	0-0	0-0	Scoring equal/less pts. off TOs than opp. ....	0-0	0-0
Playing an overtime game .....	0-0	0-0	Scoring more 2nd-chance pts. ....	0-0	2-0
0 players score in double figures .....	0-0	0-0	Scoring equal/less 2nd-chance pts.....	0-0	0-0
1 player scores in double figures .....	0-0	0-0	Scoring more fast break pts.....	0-0	2-0
2 players score in double figures .....	0-0	0-0	Scoring equal/less fast break pts.....	0-0	0-0
3 players score in double figures .....	0-0	0-0	Wearing white uniforms .....	0-0	2-0
4 players score in double figures .....	0-0	1-0	Wearing black uniforms .....	0-0	0-0
5 players score in double figures .....	0-0	1-0	Wearing pink uniforms .....	0-0	0-0
More than 5 players in double figures.....	0-0	0-0	Playing in tournaments/classics .....	0-0	0-0
Starters out-score opponent's starters .....	0-0	1-0	Playing on live television .....	0-0	2-0
Opponent's starters score equal/more .....	0-0	1-0	Playing in November.....	2-0	2-0
Bench out-scores opponent's bench .....	0-0	2-0	Playing in December .....	0-0	0-0
Opponent's bench scores equal/more.....	0-0	0-0	Playing in January .....	0-0	0-0
SC Starters out-score SC Bench.....	0-0	2-0	Playing in February .....	0-0	0-0
SC Bench out-scores/ties SC Starters .....	0-0	0-0	Playing in March.....	0-0	0-0
Shooting 50% or better .....	0-0	1-0	Playing during the day.....	0-0	1-0
Shooting between 40-49% .....	0-0	1-0	Playing at night .....	0-0	1-0
Shooting between 30-39% .....	0-0	0-0	Playing on Sunday.....	0-0	1-0
Shooting less than 30% .....	0-0	0-0	Playing on Monday.....	0-0	0-0
Opponent shoots 50% or better .....	0-0	0-0	Playing on Tuesday.....	0-0	0-0
Opponent shoots between 40-49% .....	0-0	0-0	Playing on Wednesday.....	0-0	0-0
Opponent shoots between 30-39% .....	0-0	1-0	Playing on Thursday.....	0-0	0-0
Opponent shoots less than 30% .....	0-0	1-0	Playing on Friday .....	0-0	1-0
Shooting better than opponent.....	0-0	2-0	Playing on Saturday.....	0-0	0-0
Shooting worse than/equal to opponent .....	0-0	0-0	Margin is less than 5 pts. ....	0-0	0-0
Having more FTs made than opponent .....	0-0	2-0	Margin is between 5-9.....	0-0	1-0
Having equal/less FTs made than opponent .....	0-0	0-0	Margin is between 10-19.....	0-0	0-0
Out-rebounding opponent.....	0-0	2-0	Margin is 20 pts. or more.....	0-0	1-0
Having equal/less rebounds than opponent .....	0-0	0-0	Having a 20-pt. scorer.....	0-0	1-0
Having more TOs than opponent .....	0-0	1-0	Having a 30-pt. scorer.....	0-0	0-0
Having equal or less TOs than opponent.....	0-0	1-0	Scoring 49 points or less.....	0-0	0-0
Attempting more FT than 3FG.....	0-0	1-0	Scoring 50-59 points.....	0-0	0-0
Attempting equal/less FT than 3FG .....	0-0	1-0	Scoring 60-69 points.....	0-0	0-0
Making 5 or more 3FGs.....	0-0	1-0	Scoring 70-79 points.....	0-0	0-0
Making less than 5 3FGs.....	0-0	1-0	Scoring 80-89 points.....	0-0	1-0
Making no 3 FGs.....	0-0	0-0	Scoring 90-99 points.....	0-0	1-0
Attempting 15 or more 3FGs.....	0-0	1-0	Scoring 100 points or more.....	0-0	0-0
Attempting less than 15 3FGs.....	0-0	1-0			

## 2015-16 Team High/Low

South Carolina Highs	South Carolina Lows	Category	Opponent Lows	Opponent Highs
92 vs. UNCG, 11/15	88 vs. Ohio State, 11/13	<b>Points in Game</b>	44, UNCG, 11/15	80, Ohio State, 11/13
53 (1st) vs. UNCG, 11/15	39 (2nd) vs. UNCG, 11/15	<b>Points in Half</b>	19 (2nd), UNCG, 11/15	47, Ohio State, 11/13
35 vs. UNCG, 11/15	31 vs. Ohio State, 11/13	<b>Field Goals Made</b>	16, UNCG, 11/15	26, Ohio State, 11/13
69 vs. Ohio State, 11/13	67 vs. UNCG, 11/15	<b>Field Goal Attempts</b>	62, UNCG, 11/15	80, Ohio State, 11/13
.522 (35-67), vs. UNCG, 11/15	.449 (31-69) vs. Ohio State, 11/13	<b>FG Percentage</b>	.258 (16-62), UNCG, 11/15	.325 (26-80), Ohio State, 11/13
8 vs. UNCG, 11/15	3 vs. Ohio State, 11/13	<b>3-Point FG Made</b>	3, UNCG, 11/15	10, Ohio State, 11/13
24 vs. UNCG, 11/15	11 vs. Ohio State, 11/13	<b>3-Point FG Attempts</b>	13, UNCG, 11/15	23, Ohio State, 11/13
.333 (8-24) vs. UNCG, 11/15	.273 (3-11) vs. Ohio State, 11/13	<b>3-Point FG Percentage</b>	.231 (3-13), UNCG, 11/15	.435 (10-23), Ohio State, 11/13
23 vs. Ohio State, 11/13	14 vs. UNCG, 11/15	<b>Free Throws Made</b>	9, UNCG, 11/15	18, Ohio State, 11/13
35 vs. Ohio State, 11/13	23 vs. UNCG, 11/15	<b>Free Throw Attempts</b>	14, UNCG, 11/15	20, Ohio State, 11/13
.657 (23-35) vs. Ohio State, 11/13	.609 (14-23) vs. UNCG, 11/15	<b>FT Percentage</b>	.643 (9-14), UNCG, 11/15	.900 (18-20), Ohio State, 11/13
51 vs. Ohio State, 11/13	47 vs. UNCG, 11/15	<b>Rebounds</b>	36, UNCG, 11/15	42, Ohio State, 11/13
25 vs. UNCG, 11/15	11 vs. Ohio State, 11/13	<b>Assists</b>	3, Ohio State, 11/13	4, UNCG, 11/15
15 vs. UNCG, 11/15	9 vs. Ohio State, 11/13	<b>Steals</b>	6, UNCG, 11/15	13, Ohio State, 11/13
10 vs. UNCG, 11/15	6 vs. Ohio State, 11/13	<b>Blocked Shots</b>	2, UNCG, 11/15	6, Ohio State, 11/13
20 vs. Ohio State, 11/13	10 vs. UNCG, 11/15	<b>Turnovers</b>	21, UNCG, 11/15	18, Ohio State, 11/13
20 vs. Ohio State, 11/13	15 vs. UNCG, 11/15	<b>Fouls</b>	20, Ohio State, 11/13	14, UNCG, 11/15

## 2015-16 Individual Superlatives

Category	South Carolina	Opponent
<b>Points in Game</b>	20 by A'ja Wilson vs. Ohio State, 11/13	36 by Kelsey Mitchell, Ohio State, 11/13
<b>Points in Half</b>	13 (1st) by A'ja Wilson vs. UNCG, 11/15	21 (2nd) by Kelsey Mitchell, Ohio State, 11/13
<b>Field Goals Made</b>	9 by A'ja Wilson vs. UNCG, 11/15	10 by Kelsey Mitchell, Ohio State, 11/13
<b>Field Goal Attempts</b>	18 by A'ja Wilson vs. Ohio State, 11/13	24 by Kelsey Mitchell, Ohio State, 11/13
<b>FG Percentage</b>	.857 (6-7) by Alaina Coates vs. UNCG, 11/15	.421 (8-19) by Ameryst Alston, Ohio State, 11/13
<b>3-Point FG Made</b>	3 by Tina Roy vs. UNCG, 11/15	4 by Ameryst Alston, Ohio State, 11/13 4 by Kelsey Mitchell, Ohio State, 11/13
<b>3-Point FG Attempts</b>	8 by Tina Roy vs. UNCG, 11/15	9 by Kelsey Mitchell, Ohio State, 11/13
<b>3-Point FG Percentage</b>	.375 (3-8) by Tina Roy vs. UNCG, 11/15	.800 (4-5) by Ameryst Alston, Ohio State, 11/13
<b>Free Throws Made</b>	6 by Bianca Cuevas vs. UNCG, 11/15 6 by Khadijah Sessions vs. Ohio State, 11/13	12 by Kelsey Mitchell, Ohio State, 11/13
<b>Free Throw Attempts</b>	10 by Alaina Coates vs. Ohio State, 11/13	13 by Kelsey Mitchell, Ohio State, 11/13
<b>FT Percentage</b>	.750 (6-8) by Bianca Cuevas vs. UNCG, 11/15 .750 (6-8) by Khadijah Sessions vs. Ohio State, 11/13	.923 (12-13) by Kelsey Mitchell, Ohio State, 11/13
<b>Rebounds</b>	19 by A'ja Wilson vs. Ohio State, 11/13	15 by Shayla Cooper, Ohio State, 11/13
<b>Assists</b>	6 by Asia Dozier vs. UNCG, 11/15 6 by Tina Roy vs. UNCG, 11/15	2 by Bailey Williams, UNCG, 11/15
<b>Steals</b>	4 by Tiffany Mitchell vs. Ohio State, 11/13 4 by Khadijah Sessions vs. Ohio State, 11/13	5 by Cait Craft, Ohio State, 11/13
<b>Blocked Shots</b>	6 by A'ja Wilson vs. UNCG, 11/15	3 by Kelsey Mitchell, Ohio State, 11/13
<b>Turnovers</b>	8 by Tiffany Mitchell vs. Ohio State, 11/13	8 by Shayla Cooper, Ohio State, 11/13

## The Last Time...

### Individual

#### Scored 50 Points

**South Carolina** 51, Jocelyn Penn vs. Stetson, 1/4/03  
**Opponent** Never

#### Scored 40 Points

**South Carolina** 51, Jocelyn Penn vs. Stetson, 1/4/03  
**Opponent** 46, Cornelia Gayden, LSU, 1/14/95

#### Scored 30 Points

**South Carolina** 30, Ieasia Walker vs. Clemson, 11/18/10  
**Opponent** 36, Kelsey Mitchell, Ohio State, 11/13/15

#### Grabbed 20 Rebounds

**South Carolina** 25, Kelsey Bone vs. Boston University, 12/28/09  
**Opponent** 24, Courtney Paris, Oklahoma, 12/30/07

#### Grabbed 15 Rebounds

**South Carolina** 19, A'ja Wilson at Kentucky, 3/1/15  
**Opponent** 15, Shayla Cooper, Ohio State, 11/13/15

#### Two Players with 20 or More Points

**South Carolina** Tiffany Mitchell 20/A'ja Wilson 20 vs. Vanderbilt, 2/15/15  
**Opponent** Kelsey Bone 36/Ameryst Alston 23, Ohio State, 11/13/15

#### Two Players with 10 or More Rebounds

**South Carolina** Sarah Imovbioh 11/A'ja Wilson 10 vs. UNCG, 11/15/15  
**Opponent** Shela Boykin 12/Danielle Ballard 12, LSU, 2/12/15

#### Had 10 Assists

**South Carolina** 10, Tina Roy vs. Savannah State, 12/14/14  
**Opponent** 11, Marneshia Richard, Mississippi State, 1/21/07

#### Had Five Steals

**South Carolina** 5, Tiffany Mitchell at Arkansas, 2/19/15  
**Opponent** 5, Cait Craft, Ohio State, 11/13/15

#### Had Five Blocked Shots

**South Carolina** 6, A'ja Wilson vs. UNCG 11/15/15  
**Opponent** 5, Breanna Stewart, at UConn, 2/9/15

#### Had a Double-Double

**South Carolina** A'ja Wilson (19 pts/10 rebs)/Sarah Imovbioh (14 pts/11 rebs) vs. UNCG, 11/15/15  
**Opponent** Stephanie Mavunga (10 pts/13 rebs), North Carolina, 3/27/15

#### Two Players had a Double-Double

**South Carolina** A'ja Wilson (19 pts/10 rebs)/Sarah Imovbioh (14 pts/11 rebs) vs. UNCG, 11/15/15  
**Opponent** Sheila Boykin (12 pts/12 rebs)/Danielle Ballard (16 pts/12 rebs), LSU, 2/12/15

#### Three Players had a Double-Double

**South Carolina** Ashley Bruner (16 pts/12 rebs)/Aleighsa Welch (16 pts/ 11 rebs)/Elem Ibiam (12 pts/10 rebs) vs. Kansas, 3/25/13  
**Opponent** Merlakia Jones (26 pts/10 rebs)/Takilya Davis (19 pts/13 rebs)/DeLisha Milton (14 pts/15 rebs), at Florida, 2/20/94

#### Had a Triple-Double

**South Carolina** Iva Sliskovic (18 pts, 15 rebs, 10 assts) vs. High Point, 12/20/06  
**Opponent** Never

### Team

#### Scored 100 Points

**South Carolina** 102 at Alabama, 1/8/15  
**Opponent** 103, Clemson, 11/21/03

#### Won by 30 or More Points

**South Carolina** 92-44 (48) vs. UNCG, 11/15/15  
**Opponent** 66-34 (32), Georgia, 3/4/11

#### Shot 65% or Better from the Field

**South Carolina** .652 (45-69) vs. East Tennessee State, 12/19/00  
**Opponent** Never

#### Shot 60% or Better from the Field

**South Carolina** .612 (30-49) vs. Florida State, 3/29/15  
**Opponent** .604 (29-48), Vanderbilt, 1/18/01

#### Shot 50% or Better from the Field

**South Carolina** .522 (35-67) vs. UNCG, 11/15/15  
**Opponent** .554 (31-56), at UConn, 2/9/15

#### No Players in Double-Figure Points

**South Carolina** at Auburn, 1/19/12  
**Opponent** at Georgia, 2/5/15

#### Five Players in Double-Figure Points

**South Carolina** vs. UNCG, 11/15/15  
**Opponent** Arkansas, 2/14/10

#### More Than Five Players in Double-Figure Points

**South Carolina** 6 vs. Syracuse, 3/22/15  
**Opponent** 6 at Georgia, 2/13/03

#### Faced AP Top-25 Opponent

**Win** 88-80 vs. No. 6 Ohio State, 11/13/15  
**Loss** 56-67 at No. 13 Kentucky, 3/1/15

#### Faced AP Top-10 Opponent

**Win** 88-80 vs. No. 6 Ohio State, 11/13/15  
**Loss** 87-62 at No. 2 UConn, 2/9/15

#### Faced AP Top-5 Opponent

**Win** 62-46 vs. No. 5 Tennessee, 3/8/15  
**Loss** 87-62 at No. 2 UConn, 2/9/15

#### Faced AP No. 1 Team

**Win** Never  
**Loss** 49-53 vs. No. 1 Stanford, 12/19/12

#### Overtime Game

**Win** 58-55 vs. Drexel, 11/28/12  
**Loss** 65-57 at Texas A&M, 1/16/14

#### Double-Overtime Game

**Win** 92-91 at Florida State, 2/4/91  
**Loss** 92-94 at Clemson, 11/19/09

#### South Carolina Was Ranked (AP Poll)

**No. 1** 2/9/15  
**Top 10** No. 2, 11/16/15  
**Top 25** No. 2, 11/16/15



# Staley Era Team Records

*Italics indicates set in 2015-16*

## Scoring

Most	Points
1. vs. Savannah State, 12/14/14	111
2. at Alabama, 1/8/15	102
3. vs. Clemson, 11/20/14	99
vs. Ole Miss, 1/30/14	99
vs. Charleston Southern, 11/8/13	99

Fewest	Points
1. at Stanford, 11/26/10	32
2. vs. Georgia, 3/4/11	34
3. vs. Mississippi State, 3/5/09	39
4. at Georgia, 1/13/13	40
5. at Mississippi State, 2/26/09	41

Fewest Allowed	Points
1. vs. South Carolina State, 12/14/11	21
2. vs. Presbyterian, 11/27/11	24
3. vs. NC Central, 12/1/14	26
vs. SC State, 12/22/13	26
5. vs. NC Central, 12/2/13	27

Most Allowed	Points
1. at Clemson, 11/19/09	94
2. vs. North Carolina, 12/20/09	93
3. at Connecticut, 2/9/15	87
4. vs. Xavier, 11/12/10	84
5. at Tennessee, 2/17/11	82
at Florida, 2/22/09	82

## Margin of Outcome

Victory	Score	Margin
1. vs. Charleston Southern, 11/8/13	99-29	+70
2. vs. NC Central, 12/1/14	90-26	+64
3. vs. Savannah State, 12/14/14	111-49	+62
4. vs. Clemson, 11/20/14	99-41	+58
5. vs. NC Central	79-27	+52

Defeat	Score	Margin
1. at Stanford, 11/26/10	32-70	-38
2. vs. Georgia, 3/4/11	34-66	-32
3. vs. Stanford, 12/19/08	47-78	-31
4. at Penn State, 11/21/10	48-78	-30
5. vs. Connecticut, 12/28/08	48-77	-29

## Field Goals

Made	FGM
1. vs. Charleston Southern, 11/8/13	39
2. vs. Savannah State, 12/14/14	38
vs. Clemson, 11/20/14	38
4. at Alabama, 1/8/15	37
vs. Central Michigan, 12/20/14	37

Attempts	FGA
1. vs. Penn State, 11/20/11	76
2. at Clemson, 11/19/09	74
3. vs. Tennessee, 1/20/11	73
4. vs. Central Michigan, 12/20/14	72
vs. Clemson, 11/20/14	72
vs. Kansas, 3/25/13	72

Highest Percentage (Min. 40 FGA)	FGM-A	Pct
1. vs. Savannah State, 3/20/15	34-53	.642
2. at Alabama, 1/8/15	37-58	.638
3. vs. Florida State, 3/29/15	30-49	.612
4. vs. Charleston Southern, 11/8/13	39-64	.609
5. vs. Ole Miss, 1/30/14	31-51	.608

Lowest Percentage (Min. 40 FGA)	FGM-A	Pct
1. at Stanford, 11/26/10	12-55	.218
2. vs. Georgia, 3/4/11	12-52	.231
3. at Florida, 1/20/13	15-64	.234
4. at Kentucky, 2/5/09	13-55	.236
5. at Georgia, 1/2/11	13-54	.241

Lowest Percentage Allowed	FGM-A	Pct
1. vs. South Carolina State, 12/14/11	6-48	.125
2. vs. NC Central, 12/2/13	8-50	.160
3. vs. Charleston Southern, 11/8/13	10-54	.185
4. vs. Arkansas, 3/6/15	11-57	.193
vs. Hampton, 11/22/12	11-57	.193

Highest Percentage Allowed	FGM-A	Pct
1. vs. Connecticut, 12/28/08	35-62	.565
vs. Florida, 1/9/11	26-46	.565
3. vs. Xavier, 11/12/10	34-61	.557
4. at Connecticut, 2/9/15	31-56	.554
5. at Kentucky, 1/13/11	30-55	.545

## 3-Point Field Goals

Made	3FGM
1. at Alabama, 1/8/15	11
2. at Hampton, 12/17/14	9
vs. Syracuse, 11/28/14	9
vs. San Diego State, 11/23/14	9
Seven other times	9

Attempts	3FGA
1. vs. Penn State, 11/20/11	29
2. vs. College of Charleston, 11/14/13	28
vs. North Carolina, 12/19/10	28
4. vs. Syracuse, 11/28/14	26
5. vs. Savannah State, 11/15/12	25
at Ole Miss, 1/16/11	25

Percentage (Min. 5 3FGA)	3FGM-A	Pct
1. vs. Oregon State, 3/25/14	4-6	.667
vs. Ole Miss, 1/30/14	4-6	.667
vs. Savannah State, 12/28/13	4-6	.667
vs. Western Carolina, 12/29/12	6-9	.667
at Alabama, 1/10/10	8-12	.667
vs. Charlotte, 12/21/08	8-12	.667

## Free Throws

Made	FTM
1. vs. Savannah State, 12/14/14	34
vs. Oregon State, 3/25/14	34
3. vs. Ole Miss, 1/30/14	32
at Mississippi State, 1/6/13	32
5. vs. Georgia, 2/27/14	30
vs. Savannah State, 12/28/13	30
vs. Seton Hall, 11/17/13	30

Attempts	FTA
1. at Mississippi State, 1/6/13	50
2. vs. Savannah State, 12/28/13	48
3. vs. Savannah State, 12/14/14	47
4. vs. Missouri, 2/2/14	46
5. vs. Seton Hall, 11/17/13	44
vs. SC State, 12/21/12	44

Percentage (Min. 10 FTA)	FTM-A	Pct
1. vs. Alabama, 1/19/14	10-11	.909
2. vs. Auburn, 1/2/09	23-26	.885
3. vs. San Diego State, 11/28/09	14-16	.875
4. at Mississippi State, 2/6/14	20-23	.870
5. at Alabama, 1/8/15	17-20	.850
at Kentucky, 2/20/14	17-20	.850

## Rebounding

Total	Rebs
1. vs. College of Charleston, 11/14/13	62
2. at Florida, 1/20/13	59
3. vs. Hampton, 11/22/12	57
4. vs. Savannah State, 12/14/14	56
5. vs. Kentucky, 1/11/15	55

Margin	Rebs	Margin
1. vs. Savannah State, 12/14/14	56-21	+35
2. at Alabama, 2/7/13	53-24	+29
3. vs. Hampton, 12/17/14	48-21	+27
4. vs. SC State, 12/22/13	47-21	+26
vs. Florida Gulf Coast, 11/23/12	46-20	+26

## Assists

Game	Assists
1. vs. NC Central, 12/1/14	26
2. vs. UNCG, 11/15/15	25
vs. San Diego State, 11/23/14	25
vs. Clemson, 11/20/14	25
vs. Alabama, 1/19/14	25
vs. Charleston Southern, 11/8/13	25

## Steals

Game	Steals
1. vs. NC Central, 12/1/14	21
vs. Furman, 12/11/11	21
3. vs. San Diego State, 11/23/14	18
4. vs. Charleston Southern, 11/8/13	17
5. vs. NC State, 12/12/10	16
vs. USC Upstate, 12/16/08	16

## Blocked Shots

Game	Blocks
1. vs. Arkansas, 3/6/15	15
2. at Mississippi State, 2/6/14	14
vs. Kentucky, 1/9/14	14
4. at Kentucky, 3/1/15	12
vs. Charleston Southern, 11/14/13	12

## Turnovers

Fewest	TOs
1. at Tennessee, 2/2/12	4
2. vs. Tennessee, 2/23/15	5
vs. Syracuse, 11/28/14	5
at Missouri, 2/28/13	5
vs. Georgia, 3/2/12	5
vs. Ole Miss, 3/3/11	5

Most	TOs
1. at Wake Forest, 12/3/08	32
2. vs. Hampton, 11/22/12	29
vs. Kentucky, 1/15/12	29
4. at Kentucky, 1/13/11	28
5. vs. Jacksonville, 12/30/08	26



# Dawn Staley

**Head Coach**  
**8th Season at South Carolina**  
**Virginia, 1992**



When three-time Olympic gold medalist Dawn Staley took the reins of the University of South Carolina women's basketball program on May 10, 2008, the Gamecocks' stature immediately rose not just in the Southeastern Conference but on the national stage as well. Building on a foundation of hard work, defensive effort and a "team first" mentality, South Carolina began to realize those expectations in 2011-12, and the program has continued to thrive. The Gamecocks boast four straight 25-win seasons, which include two SEC regular-season championships (2014, 2015), an SEC Tournament title (2015), an NCAA Final Four appearance (2015) and two other Sweet 16 seasons (2012, 2014), the program's first ever No. 1 national ranking and a school-record 34 wins in 2014-15. Staley's success has united every demographic in the state of South Carolina as the Gamecocks' fan based has tripled over the last three seasons, leading the nation in home attendance in 2014-15 at 12,293 fans per game and pacing the country in attendance increase in 2013-14 and 2014-15.

While her coaching career is blossoming, Staley is still recognized for her body of work as a one of the most decorated participants in United States women's basketball history. The Naismith Memorial Basketball Hall of Fame solidified her legacy with her enshrinement into the Hall as part of the Class of 2013. The Phoenix Club of Philadelphia established the Dawn Staley Award recognizing the nation's top guard in women's Division I basketball in 2013 as well. Staley was inducted into the Women's Basketball Hall of Fame as part of the Class of 2012 and was one of the final nominees for induction to the U.S. Olympic Hall of Fame the same year. In the summer of 2011, the WNBA recognized her as one of the league's "Top 15," honoring the most influential players in the league's history.

In her 16th season as a head coach, Staley has led her teams to six 25-win seasons, a total of 12 postseason appearances (two WNIT) and 34 weeks in the Associated Press top 10, including 12 in the No. 1 spot.

At the helm of the Gamecocks over the last seven seasons, Staley has been named National Coach of the Year (2014, *Basketball Times*), a Naismith National Coach of the Year Finalist (2014, 2015), SEC Coach of the Year (2014, *Coaches and AP*; 2015, *Coaches*) and BCA Female Coach of the Year (2012). She has coached two All-Americans, 16 All-SEC selections, six SEC All-Freshman team selections, two SEC Player of the Year choices, an SEC Sixth Player of the Year, an SEC Defensive Player of the Year and three SEC Freshman of the Year winners. South Carolina has turned in historic seasons each of the last four, especially standing out among the program's 24 seasons in the SEC, posting 25 wins in 2011-12 and 2012-13, 29 wins in 2013-14 and a school-record 34 victories in 2014-15. The Gamecocks have won more SEC games than the season before in each of Staley's last six seasons, and her 67 SEC victories are more than any other Gamecock coach, accounting for 51.1 percent of the program's total 131 league wins. She has helped the Gamecocks to four of the program's five top-four finishes in the SEC, including the first regular-season championship in 2013-14 and a share of the same title in 2014-15. Her 113 overall wins in the last four seasons mark the most successful four-year stretch in program history. Off the court, Staley's Gamecocks have been active in the community and thriving in the classroom. Every student-athlete who completed her eligibility under Staley at South Carolina has graduated or is on track to graduate, and the team GPA has been over 3.0 for the last six semesters. During the historic 2014-15 season, eight Gamecocks posted at least a 3.0 GPA for the year.

## Year-by-Year Coaching Record

Year	School	Record	Conf. Rec.	Conf. Finish	Postseason
2000-01	Temple	19-11	11-5	2nd East	WNIT
2001-02	Temple	20-11	12-4	2nd East	A-10 Tourn. Champ./NCAA 1st Round
2002-03	Temple	14-15	9-7	2nd East	
2003-04	Temple	21-10	14-2	1st East	A-10 Tourn. Champ./NCAA 1st Round
2004-05	Temple	28-4	16-0	1st East*	A-10 Tourn. Champ./NCAA 2nd Round
2005-06	Temple	24-8	12-4	3rd	A-10 Tourn. Champ./NCAA 1st Round
2006-07	Temple	25-8	13-1	2nd	NCAA 2nd Round
2007-08	Temple	21-13	12-2	T-1st	NCAA 1st Round
2008-09	South Carolina	10-18	2-12	11th	
2009-10	South Carolina	14-15	7-9	T-7th	
2010-11	South Carolina	18-15	8-8	T-5th	WNIT 2nd Round
2011-12	South Carolina	25-10	10-6	T-4th	NCAA Sweet 16
2012-13	South Carolina	25-8	11-5	T-4th	NCAA 2nd Round
2013-14	South Carolina	29-5	14-2	1st	NCAA Sweet 16
2014-15	South Carolina	34-3	15-1	T-1st	SEC Tourn. Champ./NCAA Final Four
2015-16	South Carolina	2-0	—		
<b>Career</b>	<b>16th season</b>	<b>329-154</b>	<b>166-68</b>		
<b>At SC</b>	<b>8th season</b>	<b>157-74</b>	<b>67-43</b>		

## Coaching Highlights

### College

- 10 NCAA Tournament Appearances (4 at South Carolina)
- 10 20-Win Seasons (4 at South Carolina)
- 3 Regular-Season Conference Titles (SEC 2014, 2015; A-10 2008)
- 5 Conference Tournament Titles (SEC 2015; A-10 2002, 2004, 2005, 2006)
- 2-time Naismith National Coach of the Year Finalist (2014, 2015)
- *Basketball Times* National Coach of the Year (2014)
- 3-time WBCA Region Coach of the Year (Region 3 2014, 2015; Region 1 2005)
- Four-time Conference Coach of the Year (SEC 2014, 2015; A-10 2004, 2005)

### USA Basketball

- Senior National Team Asst. Coach (2006-08, 2014-16) – FIBA World Championship gold medal (2014), Beijing Olympics gold medal (2008), FIBA Americas Championship gold medal (2007), FIBA World Championship bronze medal (2006)
- U19 National Team Head Coach – FIBA U19 World Championship gold medal (2015)
- U18 National Team Head Coach – FIBA U18 Americas Championship gold medal (2014)
- Pan Am Games Head Coach – Gold medal (2007)

## Playing Highlights

### U.S. Professional – 11 seasons

- Five-time WNBA All-Star (2001, 2002, 2003, 2005, 2006)
- Two-time ABL All-Star (1997, 1998)
- WNBA All-Decade Team

### USA Basketball

- Olympic gold medalist (1996, 2000, 2004)
- Flag bearer for U.S. in Olympic Games Opening Ceremony (2004)
- Two-time USA Basketball Female Athlete of the Year (1994, 2004)

### College – Virginia (1989-92)

- Kodak All-America (1990, 1991, 1992)
- Honda-Broderick Cup Award for Collegiate Female Athlete of the Year (1991)
- Two-time ACC Player of the Year (1991, 1992)
- NCAA Tournament MOP (1991)

## Other Notables

- Naismith Memorial Basketball Hall of Fame, Class of 2013
- Order of the Palmetto Recipient (2013)
- Women's Basketball Hall of Fame, Class of 2012



# DONIYAH CLINEY

6-0 • R-Fr. • G • Neward, N.J. • Shabazz



## 2015-16

- Was having great preseason before surgery on her right hand in early November

## Prior to South Carolina

- Received an initial eligibility waiver from the NCAA, allowing her to enroll in school but not compete in 2014-15
- After focusing on academics in the fall, began practicing with the team in the spring
- Ranked 13th in the nation among 2014 guards by *ProspectNation.com*
- Scored over 1,000 points in her career
- Named honorable mention all-state
- Averaged 13.4 points, 3.3 assists and 5.2 rebounds, shooting 48 percent from the field, including 39 percent from 3-point range as a senior (2013-14)
- Helped team to state titles her junior (2012-13) and senior (2013-14) seasons
- Played four seasons for Coach Vanessa Watson's Bulldogs

## Miscellaneous

	Season	Career
Double-Double	0	0
20+ Points	0	0
10+ Points	0	0
10+ Rebounds	0	0
5+ Blocks	0	0
Tim-High Points	0	0
Tim-High Rebs.	0	0

## Career Highs

Pts .....	
Rebs.....	
Blks .....	
Stls .....	
Assts .....	
Min.....	
FG .....	
FT.....	



# ALAINA COATES

6-4 • Jr. • C • Irmo, S.C. • Dutch Fork



### Career Highlights

Wooden Award Watch List (2015-16)	2015 Naismith Trophy Top 50 Watch List
Preseason All-SEC First Team (Coaches, Media)	2014 SEC Co-6th Player of the Year (Coaches)
2015 SEC All-Defensive Team	2014 SEC Freshman of the Year (Coaches, AP)
All-SEC 2nd Team (Coaches - 2014, 2015; AP - 2015)	2014 Freshman All-America First Team (Full Court)
2015 NCAA Greensboro Region MOP	2014 SEC All-Freshman Team
2015 SEC All-Tournament Team	5-time SEC Freshman of the Week (2013-14)

### 2015-16

- Enjoying early-season accolades, including a spot on the Wooden Award Watch List, preseason All-SEC First Team honors from the league's coaches and media and being ranked No. 12 player in the nation by espnW
- Ranks 25th in the nation and second in the SEC in field goal percentage (.750)
- Averaging a double-double through two games to rank 20th in SEC in scoring (14.5 ppg) and 12th in rebounding (10.0 rpg)
- Dominated the glass late against #6/10 Ohio State (Nov. 13), especially in 10-2 run over final 2:35 that decided the game

### 2014-15 Highlights

- Named All-SEC Second Team for second-straight season and All-Defensive Team
- Second in the SEC in double-doubles (12), fourth in rebounding average (7.9) and 20th in scoring average (11.1) ... among top 10 in blocks (4th, 1.5/gm), offensive rebs 10th, 2.8/gm) and FT %age (10th, .696)
- Scored in double figures 24 times and posted double-digit rebounds 14 times
- Was the team's top scorer five times – Southern Cal, at Alabama, vs. LSU, Syracuse (NCAA), vs. North Carolina (NCAA)
- Led team in rebounds 16 times – Southern Cal, Clemson, Wisconsin, Charlotte, at Duke, Savannah State, at Hampton, Auburn, at Florida, Texas A&M, Alabama, at Ole Miss, at Arkansas, Mississippi St., vs. Tennessee, vs. North Carolina (NCAA)
- Was the team's second-leading scorer in NCAA Tournament action, posting 14.0 points per game on a team-high 68.4 percent shooting
- Named NCAA Greensboro Region Most Outstanding Player after averaging 16.0 points on 62.5 percent shooting

### Miscellaneous

	Season	Career
<b>Double-Double</b>	1	23
<b>20+ Points</b>	0	8
<b>10+ Points</b>	2	49
<b>10+ Rebounds</b>	1	26
<b>5+ Blocks</b>	0	3
<b>Tim-High Points</b>	0	12
<b>Tim-High Rebs.</b>	0	34

### Career Highs

<b>Pts</b> .....	24, 2x, last vs. Ole Miss, 1/30/14
<b>Rebs</b> .....	17 vs. Kentucky, 1/9/14
<b>Blks</b> .....	5, 3x, last vs. Alabama, 1/29/15
<b>Stls</b> .....	3, 3x, last vs. UNCG, 11/15/15
<b>Assts</b> .....	3, 3x, last vs. Savannah St., 3/20/15
<b>Min</b> .....	30 vs. Southern Cal, 11/15/14
<b>FG</b> .....	.11 vs. Vanderbilt, 1/5/14
<b>FT</b> .....	.11 at San Diego St., 11/23/13

### Career Stats at South Carolina

Year	GP	GS	Min	Avg	FG	FGA	Pct	3FG	FGA	Pct	FT	FTA	Pct	Off	Def	Tot	Avg	PF	FO	A	TO	Blk	Stl	Pts	Avg
2013-14	34	1	668	19.6	148	242	.612	0	0	—	121	185	.654	82	203	285	8.4	83	1	11	57	73	17	417	12.3
2014-15	36	5	760	21.1	141	251	.562	0	0	—	117	168	.696	99	186	285	7.9	62	0	28	50	53	19	399	11.1
2015-16	2	1	41	20.5	12	15	.750	0	0	—	5	13	.385	6	14	20	10.0	3	0	0	3	3	4	29	14.5
<b>Career</b>	<b>72</b>	<b>7</b>	<b>1469</b>	<b>20.4</b>	<b>301</b>	<b>509</b>	<b>.591</b>	<b>0</b>	<b>0</b>	<b>—</b>	<b>243</b>	<b>366</b>	<b>.664</b>	<b>187</b>	<b>403</b>	<b>590</b>	<b>8.2</b>	<b>148</b>	<b>1</b>	<b>39</b>	<b>110</b>	<b>129</b>	<b>40</b>	<b>845</b>	<b>11.7</b>





# SHAY COLLEY

5-8 • Fr. • G • Brampton, Ontario • SECS



## Career Highlights

- 2014 FIBA Americas U18 Championship (Canada), silver medal
- 2010 FIBA U17 World Championship (Canada), bronze medal

## 2015-16

- Was solid in extended minutes against UNCG (Nov. 15)
- Made her career debut against #6/10 Ohio State (Nov. 13)

## Prior to South Carolina

- Spent four seasons with the Canadian National Team, competing at various levels from the national team to the U17 World Championship team
- Helped the junior national team to a second-place finish at the 2014 FIBA U18 Americas Championship, during which she averaged a team-high 12.8 points, adding 3.0 assists and 1.2 steals per game, highlighted by a 21-point, four-assists performance against the U.S. in group play
- Participated in the 2013 FIBA U19 World Championships and the 2010 FIBA U17 World Championships, at which Canada claimed bronze as she led the team in assists
- Played five seasons at St. Edmund Campion Secondary School, leading the team to a pair of regional championships (2010, 2011) a silver medal in the 2012 Ontario Federation of School Athletic Associations (OFSAA) championship and a gold at the 2014 OFSAA championship

## Miscellaneous

	Season	Career
20+ Points	0	0
10+ Points	0	0
5+ Assists	0	0
Tm-High Points	0	0
Tm-High Assists	0	0

## Career Highs

Pts	7 vs. UNCG, 11/15/15
Rebs	2 vs. UNCG, 11/15/15
Blks	
Stls	1 vs. UNCG, 11/15/15
Assts	1 vs. UNCG, 11/15/15
Min	6 vs. Ohio State, 11/13/15
FG	3 vs. UNCG, 11/15/15
FT	

## Career Stats at South Carolina

Year	GP	GS	Min	Avg	FG	FGA	Pct	3FG	FGA	Pct	FT	FTA	Pct	Off	Def	Tot	Avg	PF	FO	A	TO	Blk	Stl	Pts	Avg
2015-16	2	0	22	11.0	3	5	.600	1	1	1.00	0	0	—	1	1	2	1.0	5	0	1	3	0	1	7	3.5



# BIANCA CUEVAS

5-6 • So. • G • Bronx, N.Y. • Nazareth Regional



### Career Highlights

McDonald's All-America (2013-14)  
New York Class AA co-Player of the Year (2013-14)

### 2015-16

- Gave UNCG (Nov. 15) trouble with her speed en route to 11 points, including 6-of-8 from the free throw line

### 2014-15 Highlights

- Scored in double figures eight times, including one 20-point game
- Was the team's top scorer twice - at Ole Miss, at Georgia
- Led team in assists eight times - San Diego State, vs. Central Michigan, at Florida, Alabama, Vanderbilt, vs. Arkansas, Savannah St., Notre Dame
- Averaged 7.0 points on 41.4 percent shooting in NCAA Tournament play
- Tied school record for games played in a season (37, 2014-15)

### Miscellaneous

	Season	Career
20+ Points	0	1
10+ Points	1	9
5+ Assists	0	5
Tm-High Points	0	2
Tm-High Assists	0	8

### Career Highs

Pts	21 at Ole Miss, 2/1/15
Rebs	4, 3x, last at Georgia, 2/5/15
Blks	2 vs. NC Central, 12/1/14
Stls	4, 2x, last vs. Savannah State, 12/14/14
Assts	5, 5x, last vs. Savannah State, 3/20/15
Min	30 vs. Southern Cal, 11/15/14
FG	7 at Georgia, 2/5/15
3FG	2, 4x, last at Georgia, 2/5/15
FT	9 at Ole Miss, 2/1/15

### Career Stats at South Carolina

Year	GP	GS	Min	Avg	FG	FGA	Pct	3FG	FGA	Pct	FT	FTA	Pct	Off	Def	Tot	Avg	PF	FO	A	TO	Blk	Stl	Pts	Avg
2014-15	37	0	536	14.5	74	200	.370	16	72	.222	45	58	.776	13	35	48	1.3	44	1	64	60	5	42	209	5.6
2015-16	2	0	27	13.5	3	9	.333	1	4	.250	9	12	.750	0	2	2	1.0	3	0	2	4	0	2	16	8.0
Career	39	0	563	14.4	77	209	.368	17	76	.224	54	70	.771	13	37	50	1.3	47	1	66	64	5	44	225	5.8



# ASIA DOZIER

6-0 • Sr. • G/F • Columbia, S.C. • Spring Valley



### Career Highlights

Three-time SEC Academic Honor Roll

### 2015-16

- Selected team captain
- Tied career high with six assists against UNCG (Nov. 15)
- Started the second half against #6/10 Ohio State (Nov. 13), providing calming influence after Gamecocks trailed at the break

### 2014-15 Highlights

- Team captain
- Played in every game, joining the starting lineup against Charlotte (Dec. 4)
- Led the team in assists three times – vs. Wisconsin, vs. Liberty, Auburn
- Paced team in scoring one time – at Duke
- Scored in double figures four times
- Posted 5.2 points per game on 61.5 percent shooting, including 6-of-10 from 3-point range, and handed out 2.8 assists per game in NCAA Tournament play

### Miscellaneous

	Season	Career
10+ Points	0	13
10+ Rebounds	0	1
5+ Assists	1	9
Tm-High Points	0	2
Tm-High Rebs.	0	13
Tm-High Assists	1	14

### Career Highs

Pts	16, 2x, at San Diego State, 11/23/13
Rebs	10 vs. Elon, 11/9/12
Blks	3 at Kentucky, 3/1/15
Stls	2, 8x, last vs. LSU, 3/7/15
Assts	6, 3x, last vs. UNCG, 11/15/15
Min	40 at Arkansas, 1/2/14
FG	6, 2x, last at Alabama, 1/8/15
3FG	4, 2x, last vs. Syracuse, 3/22/15
FT	4, 3x, last vs. Florida State, 3/29/15

### Career Stats at South Carolina

Year	GP	GS	Min	Avg	FG	FGA	Pct	3FG	FGA	Pct	FT	FTA	Pct	Off	Def	Tot	Avg	PF	FO	A	TO	Blk	Stl	Pts	Avg
2012-13	31	0	398	12.8	28	134	.209	16	91	.176	11	24	.458	19	42	61	2.0	35	1	25	20	4	8	83	2.7
2013-14	34	32	911	26.8	72	211	.341	33	103	.320	28	44	.636	18	77	95	2.8	63	0	92	68	7	21	205	6.0
2014-15	37	30	615	16.6	55	133	.414	29	87	.333	10	13	.769	2	36	38	1.0	27	0	67	33	7	20	149	4.0
2015-16	2	0	38	19.0	2	6	.333	1	4	.250	2	2	1.000	0	2	2	1.0	2	0	7	2	0	0	7	3.5
<b>Career</b>	<b>104</b>	<b>62</b>	<b>1962</b>	<b>18.9</b>	<b>157</b>	<b>484</b>	<b>.324</b>	<b>79</b>	<b>285</b>	<b>.277</b>	<b>51</b>	<b>83</b>	<b>.614</b>	<b>39</b>	<b>157</b>	<b>196</b>	<b>1.9</b>	<b>127</b>	<b>1</b>	<b>191</b>	<b>123</b>	<b>18</b>	<b>49</b>	<b>444</b>	<b>4.3</b>



# KAYDRA DUCKETT

5-8 • So. • G • Columbia, S.C. • Dreher



### Career Highlights

- 2014 S.C. Basketball Coaches Association 3A Player of the Year
- 2014 WBCA Honorable Mention (HS) All-America

### 2015-16

- Has played in both games this season, seeing early action against #6/10 Ohio State (Nov. 13)

### 2014-15 Highlights

- Played in 20 games, including 10 SEC outings and two NCAA Tournament games
- Made her SEC debut at LSU (Jan. 4)

### Career Highs

- Pts** .....2, 2x, last vs. Savannah State, 12/14/14
- Rebs**.....4 vs. Savannah State, 12/14/14
- Blks** ..... 1, 3x, last vs. UNCG, 11/15/15
- Stls**..... 1, 5x, last vs. UNCG, 11/15/15
- Assts** ..... 1, 3x, last vs. Syracuse, 3/22/15
- Min**..... 10 vs. UNCG, 11/15/15
- FG** ..... 1 vs. NC Central, 12/1/14
- FT**.....2 vs. Savannah State, 12/14/14

### Career Stats at South Carolina

Year	GP	GS	Min	Avg	FG	FGA	Pct	3FG	FGA	Pct	FT	FTA	Pct	Off	Def	Tot	Avg	PF	FO	A	TO	Blk	Stl	Pts	Avg
2014-15	20	0	52	2.6	1	13	.077	0	1	.000	2	4	.500	4	7	11	0.6	4	0	3	1	2	4	4	0.2
2015-16	2	0	13	6.5	0	1	.000	0	0	—	0	0	—	0	1	1	0.5	2	0	0	1	1	1	0	0.0
<b>Career</b>	<b>22</b>	<b>0</b>	<b>65</b>	<b>3.0</b>	<b>1</b>	<b>14</b>	<b>.071</b>	<b>0</b>	<b>1</b>	<b>.000</b>	<b>2</b>	<b>4</b>	<b>.500</b>	<b>4</b>	<b>8</b>	<b>12</b>	<b>0.6</b>	<b>6</b>	<b>0</b>	<b>3</b>	<b>2</b>	<b>3</b>	<b>5</b>	<b>4</b>	<b>0.2</b>





# #44 INDIA FARMER

6-0 • Jr. • F • N. Myrtle Beach, S.C. • North Myrtle Beach



## Career Highlights

Two-time SEC Academic Honor Roll

## 2015-16

- Recorded a pair of blocked shots against UNCG (Nov. 15)

## 2014-15 Highlights

- Played in 16 games this season, including five SEC contests
- Added a pair of free throws to win at Florida (Jan. 19)
- Scored first point of the season with a free throw vs. San Diego State (Nov. 23)
- Made season debut vs. Clemson (Nov. 20)

## Career Highs

**Pts** .....3, 2x, last vs. Alabama, 1/19/14  
**Rebs**..... 3 vs. NC Central, 12/2/13  
**Blks** ..... 2 vs. UNCG, 11/15/15  
**Stls**..... 1 at Florida, 1/19/15  
**Min**..... 11 vs. NC Central, 12/2/13  
**FG** .....1, 2x, last vs. Alabama, 1/19/14  
**FT**..... 2 at Florida, 1/19/15

## Career Stats at South Carolina

Year	GP	GS	Min	Avg	FG	FGA	Pct	3FG	FGA	Pct	FT	FTA	Pct	Off	Def	Tot	Avg	PF	FO	A	TO	Blk	Stl	Pts	Avg
2013-14	18	0	48	2.7	2	7	.286	2	4	.500	0	0	—	2	4	6	0.3	4	0	0	1	1	0	6	0.3
2014-15	16	0	37	2.3	0	4	.000	0	2	.000	4	6	.667	5	3	8	0.5	1	0	0	1	0	1	4	0.3
2015-16	1	0	5	5.0	0	1	.000	0	1	.000	0	0	—	0	1	1	1.0	0	0	0	0	2	0	0	0.0
<b>Career</b>	<b>35</b>	<b>0</b>	<b>90</b>	<b>2.6</b>	<b>2</b>	<b>12</b>	<b>.167</b>	<b>2</b>	<b>7</b>	<b>.286</b>	<b>4</b>	<b>6</b>	<b>.667</b>	<b>7</b>	<b>8</b>	<b>15</b>	<b>0.4</b>	<b>5</b>	<b>0</b>	<b>0</b>	<b>2</b>	<b>3</b>	<b>1</b>	<b>10</b>	<b>0.3</b>



# #24 SARAH IMOVBIQH

6-2 • Sr. • F • Abuja, Nigeria • Virginia



### Career Highlights

2011 Parade All-America (HS)

### 2015-16

- Averaging a double-double at 11.0 ppg and 10.5 rpg.
- Ranks 11th in SEC in rebounding and 14th in offensive boards with 4.0 per game
- Posted first double-double of Gamecock career with 14 points and team-high 11 rebounds against UNCG (Nov. 15)
- Had great fourth quarter against #6/10 Ohio State, scoring the six of the first eight points in the period, including to putbacks, to hold off the charging Buckeyes

### Prior to South Carolina

- Played three seasons at Virginia (2013-15), ranking among the ACC's top 15 in rebounding and top 10 in field goal percentage each season
- Closed out her Cavalier experience ranking 19th in the nation with an ACC-best 10.8 rebounds per game (2014-15) while shooting 58.4 percent from the field to rank third in the league
- Was among the ACC's top 25 scorers as a junior (2014-15), netting 12.6 points per game to average a double-double for the season
- Posted 13 double-doubles in 2014-15 to finish her career with 27 to rank ninth in program history
- Became the 30th member of the Cavalier's 1,000-point club and is ninth all-time in career rebounding (793)
- Ranked eighth in the ACC in field goal percentage as a sophomore (2013-14), hitting 54.5 percent from the field, after leading the league with a .591 percentage as a freshman
- Ranked the No. 15 post player in the 2011 class by ESPN Hoopgurlz
- Named a 2011 *Parade* All-American after averaging 29.0 points and 22.6 rebounds her senior season
- Led St. Anne's-Belfield to the VIS Division II state championship game

### Miscellaneous

	Season	Career
Double-Double	1	1
20+ Points	0	0
10+ Points	1	1
10+ Rebounds	2	2
5+ Blocks	0	0
Tim-High Points	0	0
Tim-High Rebs.	1	1

### Career Highs

Pts	14 vs. UNCG, 11/15/15
Rebs	11 vs. UNCG, 11/15/15
Blks	
Stls	2 vs. UNCG, 11/15/15
Assts	
Min	21 vs. UNCG, 11/15/15
FG	5 vs. UNCG, 11/15/15
FT	4 vs. UNCG, 11/15/15

### Career Stats at South Carolina

Year	GP	GS	Min	Avg	FG	FGA	Pct	3FG	FGA	Pct	FT	FTA	Pct	Off	Def	Tot	Avg	PF	FO	A	TO	Blk	Stl	Pts	Avg
2015-16	2	1	37	18.6	9	12	.750	0	0	—	4	8	.500	8	13	21	10.5	6	0	0	1	0	2	22	11.0



# TIFFANY MITCHELL

5-9 • Sr. • G • Charlotte, N.C. • Providence Day



## Career Highlights

Wooden Award Watch List (2015-16)	2015 Capital One Academic All-District 4
Preseason All-America (AP, Lindy's, Athlon, SI, ESPN)	2015 NCAA Greensboro Region All-Tournament Team
Preseason SEC Player of the Year (Coaches, Media)	No. 4 Player in the Nation, espnW (2014-15)
Preseason All-SEC First Team (Coaches, Media)	2015 Preseason All-America (AP, SI, ESPN)
Two-time SEC Player of the Year (Coaches – 2014, 2015; AP - 2015)	2015 FIBA 3x3 World Championships Gold Medal (USA)
Two-time All-SEC First Team (Coaches – 2014, 2015; AP – 2014, 2015)	2014 WBCA All-America
2015 All-America First Team (ESPN, AP, USBWA)	2014 All-America Third Team (AP, Full Court)
2015 Dawn Staley Award Finalist	2014 Wooden Award Final Ballot, Wade Trophy Watch List, Dawn Staley Award Watch List
2015 Naismith Finalist	2014 WBCA All-Region 3
2015 Wooden Award All-America Team/Finalist	2014 SEC All-Defensive Team
2015 Wade Watch List	2013 SEC All-Freshman Team

## Miscellaneous

	Season	Career
<b>Double-Double</b>	0	4
<b>20+ Points</b>	0	13
<b>10+ Points</b>	2	77
<b>10+ Rebounds</b>	0	7
<b>5+ Assists</b>	1	12
<b>5+ Steals</b>	0	8
<b>Tm-High Points</b>	0	37
<b>Tm-High Rebs.</b>	0	10
<b>Tm-High Assists</b>	1	30

## 2015-16

- Selected team captain
- Preseason accolades include a spot on the Wooden Award Watch List, consensus preseason All-America and All-SEC Player of the Year honors and being ranked No. 4 player in the nation by espnW
- Still knocking the rust off her shot after missing all but the final week of preseason with an injury, but continues to contribute with a team-high 4.0 assists and 3.0 steals per game
- Scored 10 points in the first half against #6/10 Ohio State (Nov. 13)

## 2014-15 Highlights

- Team captain
- Became program's first to be named finalist for all three national player of the year awards – Naismith Trophy, Wooden Award, Wade Trophy
- Named First-Team All-America by ESPN, AP and USBWA in addition to WBCA All-America honors, becoming Gamecocks' first back-to-back All-American since Marsha Williams in 1992 and 1993
- Won The Dawn Staley Award as best guard in the nation
- First woman in the SEC to earn consecutive outright league Player of the Year honors since 2005 and 2006
- With teammate Aleighsa Welch, first Gamecocks to make multiple appearances on All-SEC First Team since Jocelyn Penn in 2002 and 2003
- Became 19th Gamecock to post 1,000 career points with 200 career assists, ranking seventh in scoring among them
- Sixth in SEC in scoring (14.4), second in field goal percentage (.500), third in free throw percentage (.838), 10th in assists (2.9) and 11th in steals (1.8) – only full-season SEC player to rank among the league's top 15 in scoring, assists and steals
- Field goal and free throw percentages ranked among top 50 in the nation, 50th and 46th, respectively
- Averaged 14.2 points and 4.2 assists in NCAA Tournament play
- Scored in double figures a team-high 30 times, including five games of 20 or more points
- Was team's top scorer a team-high 17 times – Southern Cal, San Diego St., Syracuse, at Hampton, vs. Central Michigan, Kentucky, at Missouri, at Florida, at UConn, Vanderbilt, at Arkansas, Mississippi St., vs. Arkansas, vs. Tennessee, Syracuse (NCAA), vs. North Carolina (NCAA), vs. Florida St. (NCAA)
- Led team in assists 12 times – Clemson, at Duke, Auburn, Kentucky, Texas A&M, at Georgia, at UConn, Tennessee, at Kentucky, Syracuse (NCAA), vs. North Carolina (NCAA), vs. Florida St. (NCAA)
- Tied school record for games played in a season (37, 2014-15)
- Career record book standings – 8th in free throws made (323), 16th in points (1,364)
- Holds single-season records for 3-point field goal percentage (.541 in 2013-14), free throws made (157 in 2013-14), games started and games played (37 in 2014-15)
- Holds single-game record for 3-point field goal percentage, hitting 6-of-6 (1.000) against San Diego State on Nov. 23, 2014

## Career Highs

<b>Pts</b> .....	25 vs. Georgia, 2/27/14
<b>Rebs</b> .....	11, 5x, last at Arkansas, 1/2/14
<b>Blks</b> .....	3 at Arkansas, 2/19/15
<b>Stls</b> .....	7 vs. NC Central, 12/2/14
<b>Assts</b> .....	9 at San Diego State, 11/23/13
<b>Min</b> .....	40, 2x, last vs. Florida State, 3/29/15
<b>FG</b> .....	8, 6x, last vs. Florida State, 3/29/15
<b>3FG</b> .....	6, 2x, last at Hampton, 12/17/14
<b>FT</b> .....	13 vs. CSU Northridge, 3/23/14

## Career Stats at South Carolina

Year	GP	GS	Min	Avg	FG	FGA	Pct	3FG	FGA	Pct	FT	FTA	Pct	Off	Def	Tot	Avg	PF	FO	A	TO	Blk	Stl	Pts	Avg
2012-13	33	30	927	28.1	107	282	.379	22	60	.367	68	111	.613	60	109	169	5.1	64	1	43	82	4	44	304	9.2
2013-14	34	34	1066	31.4	165	335	.493	40	74	.541	157	198	.793	41	149	190	5.6	63	0	118	97	8	62	527	15.5
2014-15	37	37	1106	29.9	189	378	.500	57	137	.416	98	117	.838	28	87	115	3.1	64	1	106	82	11	65	533	14.4
2015-16	2	2	55	27.5	9	23	.391	4	11	.364	3	4	.750	1	4	5	2.5	6	0	8	9	1	6	25	12.5
<b>Career</b>	<b>106</b>	<b>103</b>	<b>3154</b>	<b>29.8</b>	<b>470</b>	<b>1018</b>	<b>.462</b>	<b>123</b>	<b>282</b>	<b>.436</b>	<b>326</b>	<b>430</b>	<b>.758</b>	<b>130</b>	<b>349</b>	<b>479</b>	<b>4.5</b>	<b>197</b>	<b>2</b>	<b>275</b>	<b>270</b>	<b>24</b>	<b>177</b>	<b>1389</b>	<b>13.1</b>



# #23

# TINA ROY

5-11 • Sr. • G • Kaplan, La. • Kaplan



### Career Highlights

Two-time SEC Academic Honor Roll

### 2015-16

- Selected team captain
- Ranks 13th in the SEC with a 7.0 assist-to-turnover ratio, committing just one turnover in 42 minutes of play
- Hit a clutch 3 in the third quarter against #6/10 Ohio State (Nov. 13), tying the game as part of an 8-2 run to close the period

### 2014-15 Highlights

- Played in all but one game
- Scored in double figures five times
- Led the team in assists eight times – Southern Cal, Syracuse, Savannah State, Central Michigan, at LSU, vs. Arkansas, vs. LSU (SEC Tourn), vs. Tennessee (SEC Tourn)
- Brought a steady hand to the offense in the NCAA Sweet 16 game against #15/12 North Carolina (Mar. 27), running the team from the point guard position and hitting four 3s, including one that stopped a 7-0 run to shift momentum back to the Gamecocks
- Averaged 6.3 points and team-high 3.7 assists in SEC Tournament (3 games)
- Powered Gamecocks into SEC Tournament final with season-high 15 points against LSU (Mar. 7) in the semifinals, hitting 4-of-5 3-pointers in the second period to turn four-point halftime deficit into 20-point victory

### Miscellaneous

	Season	Career
10+ Points	0	12
5+ Assists	0	5
Tm-High Points	0	2
Tm-High Assists	0	11

### Career Highs

Pts	15, 2x, last vs. LSU, 3/7/15
Rebs	8 at Mississippi State, 2/6/14
Blks	2 at Mississippi State, 2/6/14
Stls	3 vs. Southern Cal, 11/15/14
Assts	10 vs. Savannah State, 12/14/14
Min	31 vs. Vanderbilt, 1/5/14
FG	5, 4x, last vs. LSU, 3/7/15
3FG	5, 2x, last vs. LSU, 3/7/15
FT	4 at Southern Cal, 11/25/13

### Career Stats at South Carolina

Year	GP	GS	Min	Avg	FG	FGA	Pct	3FG	FGA	Pct	FT	FTA	Pct	Off	Def	Tot	Avg	PF	FO	A	TO	Blk	Stl	Pts	Avg
2011-12	34	0	383	11.3	53	181	.293	32	127	.252	10	22	.455	20	29	49	1.4	20	0	10	15	1	9	148	4.4
2012-13	— Did Not Play —																								
2013-14	34	1	553	16.3	44	146	.301	20	86	.233	14	23	.609	13	56	69	2.0	19	0	48	23	9	6	122	3.6
2014-15	36	0	568	15.8	59	152	.388	46	119	.387	2	5	.400	8	59	67	1.9	19	0	78	34	5	7	166	4.6
2015-16	2	2	42	21.0	4	14	.286	4	14	.286	0	0	—	0	1	1	0.5	2	0	7	1	0	0	12	6.0
<b>Career</b>	<b>106</b>	<b>3</b>	<b>1546</b>	<b>14.6</b>	<b>160</b>	<b>493</b>	<b>.325</b>	<b>102</b>	<b>346</b>	<b>.295</b>	<b>26</b>	<b>50</b>	<b>.520</b>	<b>41</b>	<b>145</b>	<b>186</b>	<b>1.8</b>	<b>60</b>	<b>0</b>	<b>143</b>	<b>73</b>	<b>15</b>	<b>22</b>	<b>448</b>	<b>4.2</b>





# KHADIJAH SESSIONS

5-8 • Sr. • G • Myrtle Beach, S.C. • Myrtle Beach



## Career Highlights

Three-time SEC Academic Honor Roll | 2012 SCBA Class 4A Player of the Year  
2012 Parade All-America (HS)

## 2015-16

- Selected team captain
- Has started both games this season at point guard
- Swiped four steals against #6/10 Ohio State and applied pressure to the Buckeyes' defense early with strong drives to the basket

## 2014-15 Highlights

- Played in every game, starting all but the season opener
- Ranked 11th in the SEC in assists (2.8) and 10th in steals (1.8)
- Led the team in assists 11 times – NC Central, Charlotte, at Hampton, Auburn, at Alabama, at Missouri, at Ole Miss, at Arkansas, Tennessee, Mississippi State, vs. Tennessee
- Tied school record for games played in a season (37, 2014-15)

## Miscellaneous

	Season	Career
<b>10+ Points</b>	1	21
<b>5+ Assists</b>	1	10
<b>Tm-High Points</b>	0	3
<b>Tm-High Assists</b>	2	24

## Career Highs

<b>Pts</b> .....	19 vs. Auburn, 2/3/13
<b>Rebs</b> .....	6 vs. Clemson, 11/20/14
<b>Blks</b> .....	1, 8x, last vs. Vanderbilt, 2/15/15
<b>Stls</b> .....	4, 11x, last vs. Ohio State, 11/13/15
<b>Assts</b> .....	8 vs. NC Central, 12/1/14
<b>Min</b> .....	37 at Southern Cal, 11/25/13
<b>FG</b> .....	6, 2x, last vs. Seton Hall, 11/17/13
<b>3FG</b> .....	3, 4x, last vs. LSU, 3/7/15
<b>FT</b> .....	8 vs. Auburn, 2/3/13

## Career Stats at South Carolina

Year	GP	GS	Min	Avg	FG	FGA	Pct	3FG	FGA	Pct	FT	FTA	Pct	Off	Def	Tot	Avg	PF	FO	A	TO	Blk	Stl	Pts	Avg
2012-13	33	3	570	17.3	53	151	.351	13	54	.241	72	109	.661	22	24	46	1.4	43	0	36	49	3	21	191	5.8
2013-14	29	26	761	26.2	58	159	.365	18	59	.305	74	109	.679	9	38	47	1.6	60	0	77	45	1	28	208	7.2
2014-15	37	36	814	22.0	59	147	.401	20	64	.313	27	51	.529	26	63	89	2.4	63	0	105	49	4	68	165	4.5
2015-16	2	2	54	27.0	4	10	.400	0	0	—	6	8	.750	0	4	4	2.0	6	0	7	3	0	6	14	7.0
<b>Career</b>	<b>101</b>	<b>67</b>	<b>2199</b>	<b>21.8</b>	<b>174</b>	<b>467</b>	<b>.373</b>	<b>51</b>	<b>177</b>	<b>.288</b>	<b>179</b>	<b>271</b>	<b>.661</b>	<b>57</b>	<b>129</b>	<b>186</b>	<b>1.8</b>	<b>172</b>	<b>0</b>	<b>225</b>	<b>146</b>	<b>8</b>	<b>123</b>	<b>578</b>	<b>5.7</b>



# #40 JATARIE WHITE

6-4 • So. • F • Charlotte, N.C. • Providence Day



### Career Highlights

2014 McDonald's All-America | 2x *Charlotte Observer* Player of the Year (2013, 2014)  
 2014 WBCA All-America | 2x North Carolina Miss Basketball (2013, 2014)

### 2015-16

- Ranks among the most improved Gamecocks from last season
- Great contributions against #6/10 Ohio State (Nov. 13), beyond the four points, three rebounds and two assists in the box score

### 2014-15 Highlights

- Played in 20 games, missing nine (Dec. 4 - Jan. 8) with a foot injury and three due to illness (Jan. 26-Feb. 1)
- Scored in double figures two times

### Miscellaneous

	Season	Career
Double-Double	0	0
10+ Points	0	2
10+ Rebounds	0	0
5+ Blocks	0	0
Tm-High Points	0	0
Tm-High Rebs.	0	0

### Career Highs

Pts	11 vs. Clemson, 11/20/14
Rebs	7 at Georgia, 2/5/15
Blks	2 at Georgia, 2/5/15
Stls	2 vs. Syracuse, 3/22/15
Assts	2, 3x, last vs. Ohio State, 11/13/15
Min	22 vs. San Diego St., 11/23/14
FG	5 vs. Clemson, 11/20/14
FT	2, 4x, last vs. Ohio State, 11/13/15

### Career Stats at South Carolina

Year	GP	GS	Min	Avg	FG	FGA	Pct	3FG	FGA	Pct	FT	FTA	Pct	Off	Def	Tot	Avg	PF	FO	A	TO	Blk	Stl	Pts	Avg
2014-15	20	0	184	9.2	20	49	.408	0	0	—	9	14	.643	16	28	44	2.2	20	0	7	14	5	7	49	2.5
2015-16	2	0	28	14.0	3	7	.429	0	0	—	3	5	.600	1	5	6	3.0	0	0	3	0	1	0	9	4.5
Career	22	0	212	9.6	23	56	.411	0	0	—	12	19	.632	17	33	50	2.3	20	0	10	14	6	7	58	2.6



# #22

# A'JA WILSON

6-5 • So. • F • Hopkins, S.C. • Heathwood Hall



### Career Highlights

Wooden Award Watch List (2015-16)	2015 All-SEC First Team (Coaches, AP)
Preseason All-America Second Team (Lindy's, SI, ESPN)	2015 SEC All-Freshman Team
Preseason All-America Honorable Mention (AP)	USBWA National Freshman of the Week (Dec. 1-7)
Preseason All-SEC First Team (Media, Coaches)	Five-time SEC Freshman of the Week
2015 All-America Third Team (AP)	2014 National High School Player of the Year (WBCA, Naismith, Parade)
2015 All-America Honorable Mention (WBCA)	2014 McDonald's and Parade (HS) All-America
2015 WBCA All-Region 3	Three-time SCISA Player of the Year
2015 SEC Freshman of the Year (Coaches, AP)	

### Miscellaneous

	Season	Career
<b>Double-Double</b>	2	7
<b>20+ Points</b>	1	6
<b>10+ Points</b>	2	31
<b>10+ Rebounds</b>	2	7
<b>5+ Blocks</b>	1	2
<b>Tim-High Points</b>	2	17
<b>Tim-High Rebs.</b>	1	10

### 2015-16

- Preseason accolades include a spot on the Wooden Award Watch List, preseason All-America and All-SEC First Team honors from both the league's coaches and media and being ranked No. 8 player in the nation by espnW
- Averaging a double-double and leads the team in both scoring 19.5 ppg and rebounding 12.0 rpg
- Ranks among the SEC's top 10 in scoring (10th), rebounding (7th), free throw percentage (8th), blocks (3rd) and offensive rebounds (6th)
- Is ninth in the nation in blocked shots per game (4.0)
- Earned SEC Player of the Week honors (Nov. 13-16) after leading Gamecocks to wins over #6/10 Ohio State and UNCG
- Tied her career high with six blocks against UNCG (Nov. 15), while posting her second double-double in as many games (19 pts/10 rebs)
- Scored 12 of her team-high 20 points against #6/10 Ohio State (Nov. 13) in the fourth quarter, including six of the team's 10 points in the final 2:35 to deliver the victory

### 2014-15 Highlights

- Earned Third-Team All-America honors from the Associated Press, the first Gamecock freshman to capture the honor
- Named SEC Freshman of the Year (Coaches, AP) and a First-Team All-SEC selection by the league's coaches
- Played in every game with one start (Southern Cal)
- Ranked 12th in the league in points (13.1) and rebounds (6.6) – only freshman among league's top 20 in both categories – coming in second in blocks (1.8)
- Recorded five double-doubles
- Scored in double figures 29 times with five 20-point games
- Led the team in scoring 15 times – Clemson, vs. Wisconsin, NCCU, Charlotte, Savannah State, vs. Liberty, Auburn, at LSU, Texas A&M, Alabama, LSU, Vanderbilt, at Kentucky, Savannah State (NCAA), vs. Notre Dame (NCAA)
- Was the team's top rebounder nine times – San Diego State, vs. Syracuse, NCCU, vs. Liberty, at LSU, at Alabama, Mississippi State, at Kentucky, Savannah State (NCAA)
- Averaged 3.0 blocks in the SEC Tournament (3 games), including four against Arkansas (Mar. 6) in quarterfinals

### Career Highs

<b>Pts</b> .....	26 vs. LSU, 2/12/15
<b>Rebs</b> .....	19 at Kentucky, 3/1/15
<b>Blks</b> .....	6, 2x, last vs. UNCG, 11/15/15
<b>Stls</b> .....	3, 4x, last vs. C. Michigan, 12/20/14
<b>Assts</b> .....	3, 4x, last vs. Savannah St., 3/20/15
<b>Min</b> .....	33 at Kentucky, 3/1/15
<b>FG</b> .....	9 vs. UNCG, 11/15/15
<b>FT</b> .....	11 vs. LSU, 2/12/15

### Career Stats at South Carolina

Year	GP	GS	Min	Avg	FG	FGA	Pct	3FG	FGA	Pct	FT	FTA	Pct	Off	Def	Tot	Avg	PF	FO	A	TO	Blk	Stl	Pts	Avg
2014-15	37	1	734	19.8	177	329	.538	1	3	.333	131	198	.662	78	165	243	6.6	72	1	37	62	65	32	486	13.1
2015-16	2	2	38	19.0	17	32	.531	0	0	—	5	6	.833	11	13	24	12.0	0	0	1	2	8	2	39	19.5
<b>Career</b>	<b>39</b>	<b>3</b>	<b>772</b>	<b>10.8</b>	<b>194</b>	<b>361</b>	<b>.537</b>	<b>1</b>	<b>3</b>	<b>.333</b>	<b>136</b>	<b>204</b>	<b>.667</b>	<b>89</b>	<b>178</b>	<b>267</b>	<b>6.9</b>	<b>72</b>	<b>1</b>	<b>38</b>	<b>64</b>	<b>73</b>	<b>35</b>	<b>525</b>	<b>13.5</b>



Official Basketball Box Score -- Game Totals -- Final Statistics  
**#6/10 Ohio State vs #2/2 South Carolina**  
 11/13/15 7 p.m. at Columbia, S.C./Colonial Life Arena



**#6/10 Ohio State 80 • 0-1**

##	Player	Total		3-Ptr		Rebounds			PF	TP	A	TO	Blk	Stl	Min
		FG-FGA	FG-FGA	FT-FTA	Off	Def	Tot								
22	Alexa Hart	f	1-5	0-0	0-0	4	1	5	3	2	0	0	2	0	19
32	Shayla Cooper	f	2-17	0-4	0-0	3	12	15	5	4	1	8	0	2	33
03	Kelsey Mitchell	g	10-24	4-9	12-13	0	2	2	4	36	1	3	3	0	38
13	Cait Craft	g	1-3	0-1	3-4	1	0	1	3	5	0	2	1	5	31
14	Ameryst Alston	g	8-19	4-5	3-3	0	3	3	2	23	0	1	1	2	38
12	Kianna Holland	g	2-4	1-3	0-0	0	0	0	3	5	0	0	0	0	8
20	Asia Doss	g	1-2	1-1	0-0	0	0	0	1	3	1	1	0	1	5
21	Lisa Blair	g	1-3	0-0	0-0	5	3	8	4	2	0	2	2	1	12
24	Makayla Waterman	g	0-3	0-0	0-0	2	1	3	3	0	0	1	1	2	13
34	Theresa Ekhelar	g	0-0	0-0	0-0	0	0	0	1	0	0	0	0	0	3
	Team					3	2	5							
	Totals		26-80	10-23	18-20	18	24	42	29	80	3	18	10	13	200

FG % 1st Half: 16-39 41.0% 2nd half: 10-41 24.4% Game: 26-80 32.5% Deadball Rebounds 1,1  
 3FG % 1st Half: 7-11 63.6% 2nd half: 3-12 25.0% Game: 10-23 43.5%  
 FT % 1st Half: 8-8 100.0 2nd half: 10-12 83.3% Game: 18-20 90.0%

**#2/2 South Carolina 88 • 1-0**

##	Player	Total		3-Ptr		Rebounds			PF	TP	A	TO	Blk	Stl	Min
		FG-FGA	FG-FGA	FT-FTA	Off	Def	Tot								
22	WILSON, A'ja	f	8-18	0-0	4-4	5	9	14	0	20	0	0	2	0	21
24	IMOVBIQH, Sarah	f	4-5	0-0	0-2	3	7	10	3	8	0	1	0	0	16
05	SESSIONS, Khadijah	g	3-8	0-0	6-8	0	3	3	4	12	3	3	0	4	36
23	ROY, Tina	g	1-6	1-6	0-0	0	1	1	2	3	1	1	0	0	23
25	MITCHELL, Tiffany	g	6-12	2-4	1-2	1	2	3	4	15	3	8	1	4	32
00	COLLEY, Shay	g	0-0	0-0	0-0	0	0	0	3	0	0	1	0	0	6
01	CUEVAS, Bianca	g	1-5	0-1	3-4	0	0	0	2	5	1	1	0	0	8
03	DUCKETT, Kaydra	g	0-1	0-0	0-0	0	0	0	1	0	0	0	0	0	3
31	DOZIER, Asia	g	1-2	0-0	2-2	0	0	0	0	4	1	2	0	0	12
40	WHITE, Jatarie	g	1-3	0-0	2-3	1	2	3	0	4	2	0	0	0	15
41	COATES, Alaina	g	6-9	0-0	5-10	4	9	13	1	17	0	3	3	1	28
	Team					2	2	4							
	Totals		31-69	3-11	23-35	16	35	51	20	88	11	20	6	9	200

FG % 1st Half: 13-31 41.9% 2nd half: 18-38 47.4% Game: 31-69 44.9% Deadball Rebounds 9,2  
 3FG % 1st Half: 1-5 20.0% 2nd half: 2-6 33.3% Game: 3-11 27.3%  
 FT % 1st Half: 18-26 69.2% 2nd half: 5-9 55.6% Game: 23-35 65.7%

Officials: Beverly Roberts, Mark Zentz, Kevin Pethtel  
 Technical fouls: #6/10 Ohio State-None. #2/2 South Carolina-None.  
 Attendance: 16815

Score by periods	1st	2nd	3rd	4th	Total
#6/10 Ohio State	26	21	15	18	80
#2/2 South Carolina	30	15	19	24	88

Last FG - OSU 4th-02:35, SC 4th-00:08.  
 Largest lead - OSU by 6 3rd-08:26, SC by 15 1st-03:56.

Points	In	Off	2nd	Fast	Bench
OSU	20	14	8	9	10
SC	52	20	21	16	30

Score tied - 6 times.  
 Lead changed - 6 times.



Official Basketball Box Score -- Game Totals -- Final Statistics  
**UNCG vs #2/2 South Carolina**  
 11/15/15 3 p.m. at Columbia, S.C./Colonial Life Arena



**UNCG 44 • 1-1**

##	Player	Total		3-Ptr		Rebounds			PF	TP	A	TO	Blk	Stl	Min
		FG-FGA	FG-FGA	FT-FTA	Off	Def	Tot								
15	Jade Scaife	f	2-5	0-0	0-1	0	2	2	3	4	0	2	1	1	26
22	India Timpton	f	0-6	0-0	0-0	4	2	6	4	0	0	5	0	1	27
44	Mariah Wilson	c	1-3	0-0	0-1	2	3	5	3	2	0	1	1	2	21
03	Jasmine Missouri	g	2-5	1-2	2-2	1	1	2	0	7	1	3	0	0	21
12	Lucy Mason	g	7-20	1-5	5-6	0	2	2	2	20	1	3	0	2	40
00	Ashley Bearden	g	0-0	0-0	0-0	0	0	0	1	0	0	0	0	0	6
01	Keli Foster	g	0-1	0-0	0-0	0	1	1	1	0	0	0	0	0	6
10	Gena Penick	g	0-1	0-0	0-0	1	0	1	4	0	0	1	0	0	3
14	Bailey Williams	g	0-1	0-1	1-2	0	0	0	1	1	2	3	0	0	10
21	Medena Bartley	g	0-0	0-0	0-0	0	0	0	0	0	0	0	0	0	4
23	Jayda Luckie	g	1-3	0-0	0-0	1	0	1	1	2	0	0	0	0	6
25	Shanese Harris	g	3-17	1-5	1-2	3	3	6	1	8	0	1	0	0	30
	Team					3	7	10							
	Totals		16-62	3-13	9-14	15	21	36	21	44	4	21	2	6	200

FG % 1st Half: 9-26 34.6% 2nd half: 7-36 19.4% Game: 16-62 25.8% Deadball Rebounds 4,2  
 3FG % 1st Half: 2-5 40.0% 2nd half: 1-8 12.5% Game: 3-13 23.1%  
 FT % 1st Half: 5-7 71.4% 2nd half: 4-7 57.1% Game: 9-14 64.3%

**#2/2 South Carolina 92 • 2-0**

##	Player	Total		3-Ptr		Rebounds			PF	TP	A	TO	Blk	Stl	Min
		FG-FGA	FG-FGA	FT-FTA	Off	Def	Tot								
22	WILSON, A'ja	f	9-14	0-0	1-2	6	4	10	0	19	1	2	6	2	17
41	COATES, Alaina	c	6-7	0-0	0-3	2	5	7	2	12	0	0	0	3	13
05	SESSIONS, Khadijah	g	1-2	0-0	0-0	0	1	1	2	2	4	0	0	2	18
23	ROY, Tina	g	3-8	3-8	0-0	0	0	0	0	9	6	0	0	0	19
25	MITCHELL, Tiffany	g	3-11	2-7	2-2	0	2	2	2	10	5	1	0	2	23
00	COLLEY, Shay	g	3-5	1-1	0-0	1	1	2	2	7	1	2	0	1	16
01	CUEVAS, Bianca	g	2-4	1-3	6-8	0	2	2	1	11	1	3	0	2	19
03	DUCKETT, Kaydra	g	0-0	0-0	0-0	0	1	1	1	0	0	1	1	1	10
24	IMOVBIQH, Sarah	g	5-7	0-0	4-6	5	6	11	3	14	0	0	0	2	21
31	DOZIER, Asia	g	1-4	1-4	0-0	0	2	2	2	3	6	0	0	0	26
40	WHITE, Jatarie	g	2-4	0-0	1-2	0	3	3	0	5	1	0	1	0	13
44	FARMER, India	g	0-1	0-1	0-0	0	1	1	0	0	0	0	2	0	5
	Team					1	4	5							
	Totals		35-67	8-24	14-23	15	32	47	15	92	25	10	10	15	200

FG % 1st Half: 20-37 54.1% 2nd half: 15-30 50.0% Game: 35-67 52.2% Deadball Rebounds 3  
 3FG % 1st Half: 5-10 50.0% 2nd half: 3-14 21.4% Game: 8-24 33.3%  
 FT % 1st Half: 8-14 57.1% 2nd half: 6-9 66.7% Game: 14-23 60.9%

Officials: Scott Yarbrough, Troy Winders, Nick Marshall  
 Technical fouls: UNCG-None. #2/2 South Carolina-None.  
 Attendance: 13607

Score by periods	1st	2nd	3rd	4th	Total
UNCG	16	9	9	10	44
#2/2 South Carolina	27	26	27	12	92

Last FG - UNCG 4th-00:55, SC 4th-02:39.  
 Largest lead - UNCG None, SC by 51 4th-03:32.

Score tied - 1 time.  
 Lead changed - 0 times.



**2015-16 South Carolina Basketball**  
 South Carolina Season Schedule/Results & Leaders (as of Nov 15, 2015)  
**All games**



<b>RECORD:</b>	<b>OVERALL</b>	<b>HOME</b>	<b>AWAY</b>	<b>NEUTRAL</b>
ALL GAMES	2-0	2-0	0-0	0-0
CONFERENCE	0-0	0-0	0-0	0-0
NON-CONFERENCE	2-0	2-0	0-0	0-0

<b>Date</b>	<b>Opponent</b>	<b>Score</b>	<b>Att. High Points</b>	<b>High Rebounds</b>
11/13/15	#6/10 OHIO STATE	w 88-80	16815 (20)WILSON, A'ja	(14)WILSON, A'ja
11/15/15	UNCG	w 92-44	13607 (19)WILSON, A'ja	(11)IMOVBIQH, Sarah

\* - Conference game

<b>Attendance Summary</b>	<b>Games</b>	<b>Attend</b>	<b>Avg/Game</b>
Home	2	30422	15211
Away	0	0	0
Neutral	0	0	0
Total	2	30422	15211



**2015-16 South Carolina Basketball**  
 South Carolina Points-Rebounds-Assists (as of Nov 15, 2015)  
**All games**



Opponent	Date	Score		00	01	03	05	22	23	24
				COLLEY,SHA	CUEVAS,BIA	DUCKETT,KA	SESSIONS,K	WILSON,A'J	ROY,TINA	IMOVBIQH,S
#6/10 OHIO STATE	11/13/15	88-80	w	0-0-0	5-0-1	0-0-0	12-3-3	20-14-0	3-1-1	8-10-0
UNCG	11/15/15	92-44	w	7-2-1	11-2-1	0-1-0	2-1-4	19-10-1	9-0-6	14-11-0

Opponent	Date	Score		25	31	40	41	44
				MITCHELL,T	DOZIER,ASI	WHITE,JATA	COATES,ALA	FARMER,IND
#6/10 OHIO STATE	11/13/15	88-80	w	15-3-3	4-0-1	4-3-2	17-13-0	DNP
UNCG	11/15/15	92-44	w	10-2-5	3-2-6	5-3-1	12-7-0	0-1-0





**2015-16 South Carolina Basketball**  
**South Carolina Team Game-by-Game Comparison (as of Nov 15, 2015)**  
**All games**



Opponent	1st	2nd	Score	Mar	Total FG	FG Pct	3-Pointers	3FG Pct	Free Throws	FT Pct	Rebounds	Assist	T/Over	Block	Steal	Fouls	
#6/10 OHIO STATE	45/47	43/33	88-80	+8	31-69/26-80	.449/.325	3-11/10-23	.273/.435	23-35/18-20	.657/.900	51/42	+9	11/3	20/18	6/10	9/13	20/29
UNCG	53/25	39/19	92-44	+48	35-67/16-62	.522/.258	8-24/3-13	.333/.231	14-23/9-14	.609/.643	47/36	+11	25/4	10/21	10/2	15/6	15/21

Note: Game totals are displayed in the format TEAM/OPPONENT for each category



**2015-16 South Carolina Basketball**  
**South Carolina Combined Team Statistics (as of Nov 15, 2015)**  
**All games**



<b>RECORD:</b>	<b>OVERALL</b>	<b>HOME</b>	<b>AWAY</b>	<b>NEUTRAL</b>
ALL GAMES	2-0	2-0	0-0	0-0
CONFERENCE	0-0	0-0	0-0	0-0
NON-CONFERENCE	2-0	2-0	0-0	0-0

##	Player	gp-gs	min	avg	Total		3-Point		F-Throw		Rebounds				pf	dq	a	to	blk	stl	pts	avg
					fg-fga	fg%	3fg-fga	3fg%	ft-fga	ft%	off	def	tot	avg								
22	WILSON, A'ja	2-2	38	19.0	17-32	.531	0-0	.000	5-6	.833	11	13	24	12.0	0	0	1	2	8	2	39	19.5
41	COATES, Alaina	2-1	41	20.5	12-16	.750	0-0	.000	5-13	.385	6	14	20	10.0	3	0	0	3	3	4	29	14.5
25	MITCHELL, Tiffany	2-2	55	27.5	9-23	.391	4-11	.364	3-4	.750	1	4	5	2.5	6	0	8	9	1	6	25	12.5
24	IMOVBIQH, Sarah	2-1	37	18.5	9-12	.750	0-0	.000	4-8	.500	8	13	21	10.5	6	0	0	1	0	2	22	11.0
01	CUEVAS, Bianca	2-0	27	13.5	3-9	.333	1-4	.250	9-12	.750	0	2	2	1.0	3	0	2	4	0	2	16	8.0
05	SESSIONS, Khadijah	2-2	54	27.0	4-10	.400	0-0	.000	6-8	.750	0	4	4	2.0	6	0	7	3	0	6	14	7.0
23	ROY, Tina	2-2	42	21.0	4-14	.286	4-14	.286	0-0	.000	0	1	1	0.5	2	0	7	1	0	0	12	6.0
40	WHITE, Jatarie	2-0	28	14.0	3-7	.429	0-0	.000	3-5	.600	1	5	6	3.0	0	0	3	0	1	0	9	4.5
31	DOZIER, Asia	2-0	38	19.0	2-6	.333	1-4	.250	2-2	1.000	0	2	2	1.0	2	0	7	2	0	0	7	3.5
00	COLLEY, Shay	2-0	22	11.0	3-5	.600	1-1	1.000	0-0	.000	1	1	2	1.0	5	0	1	3	0	1	7	3.5
44	FARMER, India	1-0	5	5.0	0-1	.000	0-1	.000	0-0	.000	0	1	1	1.0	0	0	0	0	2	0	0	0.0
03	DUCKETT, Kaydra	2-0	13	6.5	0-1	.000	0-0	.000	0-0	.000	0	1	1	0.5	2	0	0	1	1	1	0	0.0
Team											3	6	9				1					
Total.....		2	400		66-136	.485	11-35	.314	37-58	.638	31	67	98	49.0	35	0	36	30	16	24	180	90.0
Opponents.....		2	400		42-142	.296	13-36	.361	27-34	.794	33	45	78	39.0	50	1	7	39	12	19	124	62.0

<b>TEAM STATISTICS</b>	<b>SC</b>	<b>OPP</b>	<b>Date</b>	<b>Opponent</b>	<b>Score</b>	<b>Att.</b>
SCORING	180	124	11/13/15	#6/10 OHIO STATE	w 88-80	16815
Points per game	90.0	62.0	11/15/15	UNCG	w 92-44	13607
Scoring margin	+28.0	-	* - Conference game			
FIELD GOALS-ATT	66-136	42-142				
Field goal pct	.485	.296				
3 POINT FG-ATT	11-35	13-36				
3-point FG pct	.314	.361				
3-pt FG made per game	5.5	6.5				
FREE THROWS-ATT	37-58	27-34				
Free throw pct	.638	.794				
F-Throws made per game	18.5	13.5				
REBOUNDS	98	78				
Rebounds per game	49.0	39.0				
Rebounding margin	+10.0	-				
ASSISTS	36	7				
Assists per game	18.0	3.5				
TURNOVERS	30	39				
Turnovers per game	15.0	19.5				
Turnover margin	+4.5	-				
Assist/turnover ratio	1.2	0.2				
STEALS	24	19				
Steals per game	12.0	9.5				
BLOCKS	16	12				
Blocks per game	8.0	6.0				
ATTENDANCE	30422	0				
Home games-Avg/Game	2-15211	0-0				
Neutral site-Avg/Game	-	0-0				

<b>Score by Periods</b>	<b>1st</b>	<b>2nd</b>	<b>3rd</b>	<b>4th</b>	<b>Totals</b>
South Carolina	57	41	46	36	180
Opponents	42	30	24	28	124