



# SOUTH CAROLINA BASKETBALL

MBB CONTACT: EMILY MILES // EFEENEY@MAILBOX.SC.EDU // 803-777-7743 // @EMILYMILES\_SID

## 2016-17 SCHEDULE

OVERALL: 25-10 | SEC: 12-6

HOME: 15-3 | AWAY: 6-5 | NEUTRAL: 4-2

NCAA RPI: 43 | ESPN BPI: 28

### NOVEMBER

6	Newberry +	W, 107-89
11	Louisiana Tech	W, 85-76
13	Holy Cross %	W, 81-49
15	Monmouth %	W, 70-69 (OT)
18	SC State %	W, 92-50
23	No. 25/24 Michigan	W, 61-46
26	vs. No. 18/16 Syracuse !	W, 64-50

### DECEMBER

1	Vermont	W, 68-50
4	FIU	W, 70-54
12	vs. Seton Hall &	L, 67-64
17	at USF	W, 77-66
21	Clemson	L, 62-60
27	Lander	W, 90-62
30	at Memphis	L, 70-54

### JANUARY

4	at Georgia*	W, 67-61
7	Texas A&M*	W, 79-68
11	at Tennessee*	W, 70-60
14	Ole Miss*	W, 67-56
18	No. 19/21 Florida*	W, 57-53
21	at No. 5/5 Kentucky*	L, 85-69
24	Auburn*	W, 98-69
28	at Missouri*	W, 63-53

### FEBRUARY

1	at LSU*	W, 88-63
4	Georgia*	W, 77-75
7	Alabama*	L, 90-86 (4OT)
11	at Mississippi State*	W, 77-73
15	Arkansas*	L, 83-76
18	at Vanderbilt*	L, 71-62
21	at No. 13/12 Florida*	L, 81-66
25	Tennessee*	W, 82-55
28	Mississippi State*	W, 63-57

### MARCH

4	at Ole Miss*	L, 75-70
10	vs. Alabama	L, 64-53
17	vs. Marquette^	W, 93-73
19	vs. Duke@	W, 88-81
24	vs. Baylor+	W, 70-50
26	vs. Florida&	2:20 p.m./CBS

All home games in **bold** | All times listed Eastern | \* indicates SEC contest | + indicates exhibition | SECN+ - SEC Network + | SECN - SEC Network | CBSN - CBS Sports Network | % - Brooklyn Hoops Holiday Invitational (Columbia, S.C.) | ! - Brooklyn Hoops Holiday Invitational (Brooklyn, N.Y.) | & - Under Armour Reunion (New York, N.Y.) | ^ - NCAA Tournament First Round (Greenville, S.C.) | @ - NCAA Tournament Second Round (Greenville, S.C.) | + - NCAA Tournament Sweet Sixteen (New York City) | & - NCAA Tournament Elite 8 (New York City)

## No. 7 Seed SOUTH CAROLINA (25-10, 12-6 SEC) vs. No. 4 Seed Florida (27-8, 14-4 SEC)

SUNDAY, MARCH 26 • MADISON SQUARE GARDEN (20,789) • NEW YORK, N.Y. • 2:20 P.M. ET • CBS



GAMECOCKS



GATORS

VS

**Head Coach:** Frank Martin (FIU, '93)  
**Record At Carolina:** 95-73 (5th season)  
**Career Record:** 212-127 (10th season)  
**Record vs. Florida:** 2-6  
**NCAA Tournament Record:** 9-4  
**Top scorer:** Thornwell (21.4)  
**Top rebounder:** Thornwell (7.2)  
**Top assist maker:** Dozier (2.9)  
**Media Relations:** Emily Miles  
**Twitter Updates:** @GamecockMBB

**Head Coach:** Mike White (Ole Miss, '00)  
**Record At Florida:** 48-22 (2nd season)  
**Career Record:** 149-62 (6th season)  
**Record vs. S. Carolina:** 1-2  
**NCAA Tournament Record:** 3-0  
**Top scorer:** Allen (14.1)  
**Top rebounder:** Egbunu (6.6)  
**Top assist maker:** Hill (4.6)  
**Media Relations:** Denver Parler  
**Twitter Updates:** @GatorsMBK

## GAME 36

**Broadcast:** CBS

**Play-By-Play:** Verne Lundquist

**Analyst:** Jim Spanarkel

**Sidelines:** Allie LaForce

**Radio:** Gamecock Radio Network

**Play-By-Play:** Derek Scott

**Analyst:** Casey Manning

**Watch:** CBSSports.com

**NCAA Radio:** Westwood One

**Sirius:** 137 | **XM:** 202

**Series:** Florida leads 44-24

**Last Meeting:** 81-66 UF win on

Feb. 21, 2017, in Gainesville

**Neutral Site Series:** 2-2

**SC NCAA Tourn. Record:** 7-9

**SC NCAA Tourn. Appearances:** 9

**Martin In NCAA Tourn.:** 9-4

## PROBABLE STARTERS

SOUTH CAROLINA	HT.	WT.	YR.	HOMETOWN	PPG	RPG	MPG
G - #0 Sindarius Thornwell	6-5	205	Sr.	Lancaster, S.C.	21.4	7.2	34.2
G - #10 Duane Notice	6-2	225	Sr.	Toronto, Ontario	10.3	2.5	33.0
G - #15 PJ Dozier	6-6	205	So.	Columbia, S.C.	13.7	4.7	28.8
F - #21 Maik Kotsar	6-10	245	Fr.	Tallin, Estonia	5.7	4.9	23.8
F - #30 Chris Silva	6-9	223	So.	Libreville, Gabon	10.1	5.8	20.7
FLORIDA	HT.	WT.	YR.	HOMETOWN	PPG	RPG	MPG
G - #0 Kasey Hill	6-1	175	Sr.	Umatilla, Fla.	9.7	2.9	28.9
G - #5 KeVaughn Allen	6-2	183	So.	Little Rock, Ark.	14.1	2.4	28.6
F - #1 Devin Robinson	6-8	200	Jr.	Chesterfield, Va.	11.3	6.3	26.6
F - #23 Justin Leon	6-8	206	Sr.	Conway, Ark.	7.1	4.0	22.1
F - #13 Kevarrus Hayes	6-9	218	So.	Live Oak, Fla.	6.1	4.3	17.9

\*\*\*probable starters based on previous game

## GAMECOCKS ELITE EIGHT BOUND

Led by four in double figures, including a game high 24 points from senior guard Sindarius Thornwell, South Carolina posted a 70-50 victory over third-seeded Baylor on Friday night in Sweet 16 play to advance to Sunday's Elite Eight matchup versus No. 4 seed Florida. South Carolina held Baylor to just 30.4% (17-56) from the field, while the Gamecocks connected on 23-of-50 (46.0%) attempts, including eight 3-point field goals in the win. The Gamecocks have now won three-straight and are 4-2 in neutral site contests this season.

## SOUTH CAROLINA IN THE NCAA TOURNAMENT

South Carolina's selection to the 2017 NCAA Tournament field marked the Gamecocks' ninth trip all-time to the NCAA Tournament and the first since 2004. Carolina holds an all-time record of 7-9 in NCAA Tournament games, with its last win prior to its win over Marquette in the opening round coming in the 1973 East Regional Consolation versus Southwestern Louisiana (now Louisiana Lafayette). Carolina's first-ever win in the Tournament came in a 53-51 win over Temple in 1972, when Gamecock great Kevin Joyce hit a last-second jumper to propel the Gamecocks past the Owls into the Sweet 16.

*Below are a few notables about South Carolina's NCAA Tournament history:*

- The Gamecocks have advanced to the NCAA Tournament nine times (including 2017): 1971, 1972, 1973, 1974, 1989, 1997, 1998, 2004 and 2017

*NOTE: NCAA stats are games through March 24*



## SOCIAL HUB











@GAMECOCKMBB // #GAMECOCKS  
FACEBOOK.COM/GAMECOCKMBB

NCAA TOURNAMENT ELITE EIGHT - MARCH 26, 2017 - GAMECOCK BASKETBALL



# SOUTH CAROLINA GAMECOCKS

Overall: 25-10; SEC: 12-6; Home: 15-3; Away: 6-5; Neutral: 4-2

0		<div>SINDARIUS THORNWELL - Sr. - G - 6-5 - 211 - Lancaster, S.C.</div> <table><tr><th>MIN</th><th>PTS</th><th>RBS</th><th>AST</th><th>FG%</th><th>3FG%</th><th>FT%</th></tr><tr><td>34.2</td><td>21.4</td><td>7.2</td><td>2.9</td><td>44.2</td><td>39.9</td><td>82.7</td></tr></table>	MIN	PTS	RBS	AST	FG%	3FG%	FT%	34.2	21.4	7.2	2.9	44.2	39.9	82.7	<div>- 2017 SEC Player of the Year, 1st Team All-SEC, All-Defensive Team (coaches)</div> <div>- Ranks 5th in South Carolina history with 1,900 career points</div> <div>- Team leader again vs. Duke, 24 points, 6 rebounds, 5 assists</div> <div>- Led the team with 24 points, 6 rebounds, 2 assists and 2 steals in Sweet 16 win over Baylor</div> <div>- In NCAA play, averaging 25.7 points, 7.7 rebounds, 3.0 assists and 2.0 steals per game</div>
MIN	PTS	RBS	AST	FG%	3FG%	FT%											
34.2	21.4	7.2	2.9	44.2	39.9	82.7											
1		<div>KORY HOLDEN - Jr. - G - 6-1 - 181 - Salisbury, Md.</div> <table><tr><th>MIN</th><th>PTS</th><th>RBS</th><th>AST</th><th>FG%</th><th>3FG%</th><th>FT%</th></tr><tr><td>36.3</td><td>17.7</td><td>3.0</td><td>4.2</td><td>39.4</td><td>38.8</td><td>79.5</td></tr></table>	MIN	PTS	RBS	AST	FG%	3FG%	FT%	36.3	17.7	3.0	4.2	39.4	38.8	79.5	<div>- Junior guard who transferred from Delaware and will have to sit out the 2016-17 season due to NCAA transfer rules</div> <div>- Tallied 892 points in two seasons at Delaware</div> <div>- Stats listed are from sophomore season at Delaware</div>
MIN	PTS	RBS	AST	FG%	3FG%	FT%											
36.3	17.7	3.0	4.2	39.4	38.8	79.5											
2		<div>HASSANI GRAVETT - R-So. - G - 6-1 - 183 - Villa Rica, Ga.</div> <table><tr><th>MIN</th><th>PTS</th><th>RBS</th><th>AST</th><th>FG%</th><th>3FG%</th><th>FT%</th></tr><tr><td>17.2</td><td>3.4</td><td>1.6</td><td>1.5</td><td>29.5</td><td>22.4</td><td>64.5</td></tr></table>	MIN	PTS	RBS	AST	FG%	3FG%	FT%	17.2	3.4	1.6	1.5	29.5	22.4	64.5	<div>- Missed the USF contest due to an ankle sprain, and the Florida game due to an illness</div> <div>- First career start in home win vs. Tennessee</div> <div>- Scored 10 points with a season high six assists in loss at Ole Miss</div> <div>- Tallied two points with an assist in NCAA First Round win vs. Marquette</div>
MIN	PTS	RBS	AST	FG%	3FG%	FT%											
17.2	3.4	1.6	1.5	29.5	22.4	64.5											
4		<div>RAKYM FELDER - Fr. - G - 5-10 - 210 - Brooklyn, N.Y.</div> <table><tr><th>MIN</th><th>PTS</th><th>RBS</th><th>AST</th><th>FG%</th><th>3FG%</th><th>FT%</th></tr><tr><td>14.4</td><td>5.8</td><td>1.5</td><td>1.3</td><td>42.4</td><td>43.6</td><td>65.6</td></tr></table>	MIN	PTS	RBS	AST	FG%	3FG%	FT%	14.4	5.8	1.5	1.3	42.4	43.6	65.6	<div>- Tallied 12 points with three assists in 21 minutes in home win vs. Tennessee</div> <div>- Scored 10 points off the bench in SEC Tournament loss vs. Alabama</div> <div>- 3-of-4 from the field, 7 points, two rebounds in NCAA 1st Round win vs. Marquette</div> <div>- Big off the bench vs. Duke, 15 points, including 9-of-10 at the free throw line</div> <div>- Led the Gamecock bench with nine points in 24 minutes in win over Baylor</div>
MIN	PTS	RBS	AST	FG%	3FG%	FT%											
14.4	5.8	1.5	1.3	42.4	43.6	65.6											
5		<div>TEMARCUS BLANTON - R-So. - G - 6-5 - 206 - Locust Grove, Ga.</div> <table><tr><th>MIN</th><th>PTS</th><th>RBS</th><th>AST</th><th>FG%</th><th>3FG%</th><th>FT%</th></tr><tr><td>5.9</td><td>1.3</td><td>1.0</td><td>0.1</td><td>38.5</td><td>33.3</td><td>50.0</td></tr></table>	MIN	PTS	RBS	AST	FG%	3FG%	FT%	5.9	1.3	1.0	0.1	38.5	33.3	50.0	<div>- DNP vs. SC State and Michigan due to an abdominal strain</div> <div>- DNP in seven games due to a groin strain (Vermont through Memphis)</div> <div>- 5-of-6 from the floor for a career high 12 points at Kentucky</div> <div>- Two points and two rebounds in career high 18 minutes at Mizzou</div>
MIN	PTS	RBS	AST	FG%	3FG%	FT%											
5.9	1.3	1.0	0.1	38.5	33.3	50.0											
10		<div>DUANE NOTICE - Sr. - G - 6-2 - 225 - Toronto, Canada</div> <table><tr><th>MIN</th><th>PTS</th><th>RBS</th><th>AST</th><th>FG%</th><th>3FG%</th><th>FT%</th></tr><tr><td>33.0</td><td>10.3</td><td>2.5</td><td>2.3</td><td>39.6</td><td>34.4</td><td>68.1</td></tr></table>	MIN	PTS	RBS	AST	FG%	3FG%	FT%	33.0	10.3	2.5	2.3	39.6	34.4	68.1	<div>- Ranks 17th all-time at Carolina with 1,393 career points</div> <div>- Key in home win over Tennessee with five 3s, 15 points, 2 assists, 1 block, 2 steals in 35 min.</div> <div>- Tallied 10 points, hitting two 3s in NCAA First Round win vs. Marquette</div> <div>- 17 points, 4 rebounds, 2 assists and team high 3 steals vs. Duke/13.5 ppg vs. Marq./Duke</div> <div>- Hit three 3s, and matched a season high with 5 rebounds, along with 4 assists vs. Baylor</div>
MIN	PTS	RBS	AST	FG%	3FG%	FT%											
33.0	10.3	2.5	2.3	39.6	34.4	68.1											
12		<div>KHADIM GUEYE - Fr. - F - 7-0 - 235 - Dakar, Senegal</div> <table><tr><th>MIN</th><th>PTS</th><th>RBS</th><th>BLK</th><th>FG%</th><th>3FG%</th><th>FT%</th></tr><tr><td>7.1</td><td>0.4</td><td>0.9</td><td>0.3</td><td>25.0</td><td>0.0</td><td>62.5</td></tr></table>	MIN	PTS	RBS	BLK	FG%	3FG%	FT%	7.1	0.4	0.9	0.3	25.0	0.0	62.5	<div>- Tallied first points of the season vs. SC State, scoring six points with five rebounds</div> <div>- Four points, three rebounds and two blocks in win over Lander</div> <div>- Pulled down two rebounds at Memphis</div> <div>- Pulled down two rebounds with a steal in home win vs. Ole Miss</div> <div>- Collected an SEC season high three rebounds at LSU</div>
MIN	PTS	RBS	BLK	FG%	3FG%	FT%											
7.1	0.4	0.9	0.3	25.0	0.0	62.5											
13		<div>TOMMY CORCHIANI - Fr. - G - 6-1 - 173 - Raleigh, N.C.</div> <table><tr><th>MIN</th><th>PTS</th><th>RBS</th><th>AST</th><th>FG%</th><th>3FG%</th><th>FT%</th></tr><tr><td>2.2</td><td>0.0</td><td>0.2</td><td>0.0</td><td>0.0</td><td>0.0</td><td>0.0</td></tr></table>	MIN	PTS	RBS	AST	FG%	3FG%	FT%	2.2	0.0	0.2	0.0	0.0	0.0	0.0	<div>- Averaged 12 points, four rebounds and four assists during senior season at Ravesncroft High School</div> <div>- Son of former NC State standout Chris Corchiani</div> <div>- Saw action vs. SC State, collecting a rebound</div>
MIN	PTS	RBS	AST	FG%	3FG%	FT%											
2.2	0.0	0.2	0.0	0.0	0.0	0.0											
14		<div>RAN TUT - Jr. - F - 6-9 - 210 - Melbourne, Australia</div> <table><tr><th>MIN</th><th>PTS</th><th>RBS</th><th>AST</th><th>FG%</th><th>3FG%</th><th>FT%</th></tr><tr><td>5.1</td><td>1.0</td><td>1.3</td><td>0.1</td><td>40.0</td><td>0.0</td><td>0.0</td></tr></table>	MIN	PTS	RBS	AST	FG%	3FG%	FT%	5.1	1.0	1.3	0.1	40.0	0.0	0.0	<div>- Played two seasons at Monroe College, averaging 10.4 points, 5.9 rebounds and 1.1 blocks in 21.0 minutes per game</div> <div>- Saw action in win at Tennessee off the bench</div> <div>- Hit a jumper in win over Auburn</div> <div>- Scored four points off the bench in win at LSU</div>
MIN	PTS	RBS	AST	FG%	3FG%	FT%											
5.1	1.0	1.3	0.1	40.0	0.0	0.0											
15		<div>PJ DOZIER - So. - G - 6-6 - 205 - Columbia, S.C.</div> <table><tr><th>MIN</th><th>PTS</th><th>RBS</th><th>AST</th><th>FG%</th><th>3FG%</th><th>FT%</th></tr><tr><td>28.8</td><td>13.7</td><td>4.7</td><td>2.9</td><td>40.0</td><td>30.1</td><td>59.0</td></tr></table>	MIN	PTS	RBS	AST	FG%	3FG%	FT%	28.8	13.7	4.7	2.9	40.0	30.1	59.0	<div>- Led the team with 19 points and 4 assists in home win over Tennessee</div> <div>- 9 points, 9 rebounds, 3 steals in home win vs. Mississippi State</div> <div>- 21 points, 4 assists, 2 steals in big NCAA First Round game vs. Marquette</div> <div>- 11 points with two assists vs. Duke/16.0 ppg, 3.0 rpg, 3.0 apg vs. Marq. and Duke</div> <div>- Tallied 12 points with three assists and two steals in Sweet 16 win over Baylor</div>
MIN	PTS	RBS	AST	FG%	3FG%	FT%											
28.8	13.7	4.7	2.9	40.0	30.1	59.0											
20		<div>JUSTIN MCKIE - Sr. - G - 6-4 - 204 - Columbia, S.C.</div> <table><tr><th>MIN</th><th>PTS</th><th>RBS</th><th>AST</th><th>FG%</th><th>3FG%</th><th>FT%</th></tr><tr><td>17.1</td><td>4.1</td><td>2.1</td><td>1.3</td><td>37.8</td><td>31.4</td><td>62.5</td></tr></table>	MIN	PTS	RBS	AST	FG%	3FG%	FT%	17.1	4.1	2.1	1.3	37.8	31.4	62.5	<div>- Hit crucial 3 with 3:17 on the clock to put Gamecocks up by 9 in home win vs. Georgia, also hit the game winning free throws with six seconds to play</div> <div>- 2-of-2 off the bench for five points and 4 assists in NCAA First Round win over Marquette</div> <div>- Two big dunks in final minutes vs. Duke to help secure the Gamecock win</div> <div>- Son of Gamecock great, all-time leading scorer, BJ McKie</div>
MIN	PTS	RBS	AST	FG%	3FG%	FT%											
17.1	4.1	2.1	1.3	37.8	31.4	62.5											
21		<div>MAIK KOTSAR - Fr. - F - 6-10 - 245 - Tallin, Estonia</div> <table><tr><th>MIN</th><th>PTS</th><th>RBS</th><th>AST</th><th>FG%</th><th>3FG%</th><th>FT%</th></tr><tr><td>23.8</td><td>5.7</td><td>4.9</td><td>0.7</td><td>48.4</td><td>0.0</td><td>41.2</td></tr></table>	MIN	PTS	RBS	AST	FG%	3FG%	FT%	23.8	5.7	4.9	0.7	48.4	0.0	41.2	<div>- 10 points and five rebounds, 5-of-7 from the floor, in win at Miss. State</div> <div>- Pulled down six rebounds with two assists and two blocks vs. Arkansas</div> <div>- Scored 7 points with 4 rebounds in loss at Ole Miss</div> <div>- Earned the start, scoring 7 points with 5 rebounds in NCAA 1st Round win vs. Marquette</div> <div>- Pulled down five rebounds with two assists in Sweet 16 win over Baylor</div>
MIN	PTS	RBS	AST	FG%	3FG%	FT%											
23.8	5.7	4.9	0.7	48.4	0.0	41.2											
23		<div>EVAN HINSON - Fr. - G - 6-4 - 238 - Deltona, Fla.</div> <table><tr><th>MIN</th><th>PTS</th><th>RBS</th><th>AST</th><th>FG%</th><th>3FG%</th><th>FT%</th></tr><tr><td>2.6</td><td>1.1</td><td>0.6</td><td>0.1</td><td>37.5</td><td>20.0</td><td>1.000</td></tr></table>	MIN	PTS	RBS	AST	FG%	3FG%	FT%	2.6	1.1	0.6	0.1	37.5	20.0	1.000	<div>- Averaged 23.5 points, 6.8 rebounds and 4.7 assists per game as a junior when he was named the Daytona Beach News-Journal's Player of the Year on the hardwood</div> <div>- Also a member of the Carolina football team, playing tight end (redshirted as a freshman)</div> <div>- Scored first career points with two made free throws at LSU</div> <div>- Spark off the bench in SEC Tourney vs. Alabama, scored 4 points with two rebounds</div>
MIN	PTS	RBS	AST	FG%	3FG%	FT%											
2.6	1.1	0.6	0.1	37.5	20.0	1.000											
24		<div>SEDEE KEITA - Fr. - F - 6-9 - 240 - Philadelphia, Pa.</div> <table><tr><th>MIN</th><th>PTS</th><th>RBS</th><th>BLK</th><th>FG%</th><th>3FG%</th><th>FT%</th></tr><tr><td>10.1</td><td>1.2</td><td>2.1</td><td>0.4</td><td>27.3</td><td>0.0</td><td>44.4</td></tr></table>	MIN	PTS	RBS	BLK	FG%	3FG%	FT%	10.1	1.2	2.1	0.4	27.3	0.0	44.4	<div>- Was sidelined during preseason camp due to a wrist injury</div> <div>- 5 rebounds and a block in 10 minutes in win at Tennessee</div> <div>- Pulled down three rebounds with two steals at Kentucky</div> <div>- DNP at Ole Miss due to suspension</div>
MIN	PTS	RBS	BLK	FG%	3FG%	FT%											
10.1	1.2	2.1	0.4	27.3	0.0	44.4											
25		<div>CHRISTIAN SCHMITT - Fr. - G - 6-0 - 175 - Mars, Pa.</div> <table><tr><th>MIN</th><th>PTS</th><th>RBS</th><th>AST</th><th>FG%</th><th>3FG%</th><th>FT%</th></tr><tr><td>1.4</td><td>0.0</td><td>0.0</td><td>0.0</td><td>0.0</td><td>0.0</td><td>0.0</td></tr></table>	MIN	PTS	RBS	AST	FG%	3FG%	FT%	1.4	0.0	0.0	0.0	0.0	0.0	0.0	<div>- Walk-on who joined the Gamecocks this fall</div> <div>- Averaged 12.0 points, 3.0 rebounds and 5.0 assists per game during senior season at Mars Area High</div> <div>- Saw action vs. SC State and Lander</div>
MIN	PTS	RBS	AST	FG%	3FG%	FT%											
1.4	0.0	0.0	0.0	0.0	0.0	0.0											
30		<div>CHRIS SILVA - So. - F - 6-9 - 223 - Libreville, Gabon</div> <table><tr><th>MIN</th><th>PTS</th><th>RBS</th><th>BLK</th><th>FG%</th><th>3FG%</th><th>FT%</th></tr><tr><td>20.7</td><td>10.1</td><td>5.8</td><td>1.3</td><td>54.2</td><td>0.0</td><td>74.7</td></tr></table>	MIN	PTS	RBS	BLK	FG%	3FG%	FT%	20.7	10.1	5.8	1.3	54.2	0.0	74.7	<div>- Matched his career high for the 4th time this season with 16 points vs. Arkansas</div> <div>- 15 points, 11 rebounds for third-career double-double in home win vs. MSU</div> <div>- 10 points and 5 rebounds in NCAA First Round win over Marquette</div> <div>- Career high 17 points vs. Duke, including 13 in 2nd half/also team high 10 rebounds</div> <div>- Tallied 12 points, with a team high seven rebounds and a pair of blocks vs. Baylor</div>
MIN	PTS	RBS	BLK	FG%	3FG%	FT%											
20.7	10.1	5.8	1.3	54.2	0.0	74.7											
31		<div>JARRELL HOLLIMAN - R-Jr. - F - 6-7 - 206 - Alpharetta, Ga.</div> <table><tr><th>MIN</th><th>PTS</th><th>RBS</th><th>AST</th><th>FG%</th><th>3FG%</th><th>FT%</th></tr><tr><td>5.9</td><td>0.5</td><td>0.7</td><td>0.1</td><td>37.5</td><td>0.0</td><td>1.000</td></tr></table>	MIN	PTS	RBS	AST	FG%	3FG%	FT%	5.9	0.5	0.7	0.1	37.5	0.0	1.000	<div>- R-junior forward who saw action in four contests last season</div> <div>- Career high 14 minutes in opener vs. La Tech, scoring first points of his career, finishing with four points and an assist</div> <div>- Collected a rebound vs. Holy Cross in 12 minutes off the bench</div>
MIN	PTS	RBS	AST	FG%	3FG%	FT%											
5.9	0.5	0.7	0.1	37.5	0.0	1.000											
34		<div>JOHN RAGIN - So. - G - 6-2 - 177 - Eastover, S.C.</div> <table><tr><th>MIN</th><th>PTS</th><th>RBS</th><th>AST</th><th>FG%</th><th>3FG%</th><th>FT%</th></tr><tr><td>-</td><td>-</td><td>-</td><td>-</td><td>-</td><td>-</td><td>-</td></tr></table>	MIN	PTS	RBS	AST	FG%	3FG%	FT%	-	-	-	-	-	-	-	<div>- Saw action in four contests before an illness sidelined him for the final 11 games of the season</div> <div>- Tallied two points in home win vs. Francis Marion (Dec. 30)</div>
MIN	PTS	RBS	AST	FG%	3FG%	FT%											
-	-	-	-	-	-	-											

## INTERVIEW POLICIES

All interview requests must be made in advance to SID Emily Miles in the South Carolina Media Relations Office. Beginning with the start of practice in October, Miles will release a weekly coach and student-athlete availability schedule to media on Mondays.

**Post-Game Interview Policy:** After each home game, the visiting coach will address the media first, followed by South Carolina student-athletes then South Carolina head coach Frank Martin. (Depending on deadline, this may be altered on a game-by-game basis).

**Road Interview Policy:** Interviews with Coach Martin and Gamecock student-athletes while on the road will be scheduled according to the home post-game media procedure.

All interviews are to be coordinated through the Media Relations Office. This allows the staff to arrange the interview when it best suits the student-athlete's and the reporter's schedules. Please contact the Media Relations Office in advance to make your interview requests. Media are not permitted to contact student-athletes on their own at any time.

All interviews will take place at the designated media interview site for that day as listed in the weekly availability schedule or in the Media Relations Office.

Dormitory, apartment and cell phone numbers for student-athletes will not be provided to the media. Should you need to conduct a telephone interview with a student-athlete, a call will be placed to you from the student-athlete at a mutually agreeable time.

### SOUTH CAROLINA MEDIA RELATIONS

**Emily Miles, primary contact**

**Associate Director**

cell: 803-727-3284

e-mail: efeeney@mailbox.sc.edu

Twitter: @EmilyMiles\_SID

Website: www.GamecocksOnline.com

Facebook: www.Facebook.com/GamecockMBB

Twitter: @GamecockMBB

Instagram: @GamecockMBB

## STAT COMPARISON

	SC	Florida	NCAA Rank
Record	25-10	27-8	47/21
Conference Record	12-6	14-4	-
Current Streak	W3	W3	-
Scoring Avg.	73.1	78.1	179/63
Opponent Scoring Avg.	64.8	66.2	30/44
Scoring Margin	+8.3	+11.9	47/13
Field Goal %	.419	.451	294/131
Opponent Field Goal %	.398	.408	14/34
3-Point Field Goal %	.339	.361	232/123
Opponent 3-Point Field Goal %	.299	.307	8/12
3-Point Field Goal Made PG	6.8	7.7	222/135
3-Point Field Goal Attempts PG	20.1	21.4	158/98%
Free Throw %	.696	.725	193/99
Opponent Free Throw %	.719	.705	-
Rebounding Avg.	36.4	37.2	138/96
Opponent Rebounding Avg.	35.2	35.2	-
Rebounding Margin	+1.2	+2.0	145/119
Turnovers Avg.	13.3	11.9	201/69
Opponent Turnover Avg.	17.3	15.0	5/40
Assists Avg.	12.8	12.6	224/239
Blocks Avg.	3.8	4.8	105/31
Steals Avg.	7.9	7.5	21/41

% indicates total attempts

NCAA stats games through March 24

## BY THE NUMBERS

### 5th

South Carolina ranks **fifth** nationally in turnovers forced per game, as Gamecock opponents are averaging 17.3 turnovers per game. That mark leads the SEC as well.

### 8th

Carolina ranks **eighth** in 3-point field goal percentage defense (29.9%) nationally. South Carolina has held 18 opponents to below 30% from 3 this season.

### 201

Senior guard Sindarius Thornwell ranks ninth nationally with **201** free throws made this season. That number is fifth in Carolina history for a single season.

### 16

Rookie guard Rakym Felder erupted for 15 points off the bench in Carolina's win over Duke. He was near perfect at the foul line, hitting 9-of-10 attempts. He has led the Gamecocks in bench scoring **16** times this season.

### 9-4

South Carolina head coach Frank Martin is **9-4** all-time in NCAA Tournament games as a head coach. He has now led both Kansas State (2009-10) and South Carolina to Elite 8 appearances.

### 46.8%

Senior guard Sindarius Thornwell has hit 22-of-47 attempts from the floor, **46.8%**, during NCAA Tournament action thus far. He is also blistering from 3-point range, hitting 45.5% (10-22).

### 71.4%

South Carolina shot a blistering **71.4** percent (20-28) in the second half vs. Duke en route to the upset win. The mark is a Carolina record for a single half in NCAA Tourney history.

### 15+

South Carolina forced 16 Baylor turnovers in the Sweet 16 matchup against the Bears. It marked the **29th** time this season that an opponent has had at least 15 turnovers.

### 25

Carolina held Duke's leading scorer Luke Kennard to just 11 points in the contest, with eight of those coming at the foul line. It marked the **25th** time this season Carolina has held the opposing team's top scorer to below his season average in a game.

### 26

With a win over Florida on Sunday, South Carolina will set a new school record for wins with **26** this season. The Gamecocks have had 25 wins three times, 1969-70, 2015-16 and 2016-17.

## A SOUTH CAROLINA WIN WOULD ...

- Improve Carolina's record to 8-9 all-time in NCAA Tournament games
- Mark Carolina's first ever trip to the Final Four
- Mark Frank Martin's first ever trip to the Final Four
- Be the most neutral site wins in a season since the 2005-06 squad win six
- Be Carolina's third win in NYC this season

- South Carolina's first-ever NCAA Tournament win came in a 53-51 victory over Temple on March 11, 1972, in Williamsburg, Va., in the NCAA First Round
- Tom Riker (1970-72) owns the Carolina record for most points scored in a tournament game with 39 vs. Fordham on March 20, 1971, in Raleigh. He made 18-of-26 attempts from the floor in that contest
- Melvin Watson dished a Gamecock NCAA Tournament record 10 assists vs. Richmond on March 12, 1998, in Washington, D.C.
- South Carolina all-time vs. NCAA opponents: Baylor (1-0), Coppin State (0-1), Duke (1-0), Fordham (0-1), Furman (0-1), Marquette (1-0), Memphis (0-2), North Carolina (0-1), N.C. State (0-1), Pennsylvania (0-1), Richmond, (0-1), Southwestern Louisiana (now Louisiana Lafayette) (1-0), Temple (1-0), Texas Tech (1-0), Villanova (1-0)

## GAMECOCK QUICK HITS

- South Carolina is in its 109th season of varsity basketball in 2016-17.
- On the sidelines, Frank Martin is joined by associate head coach Matt Figger, assistant coaches Perry Clark and Bruce Shingler, and director of operations Andy Assaley.
- South Carolina head coach Frank Martin is now 9-4 all-time in NCAA Tournament games following Friday's victory over Baylor. Martin's first six wins in the postseason event came while he was the head coach at Kansas State. Martin also led his 2009-10 K-State squad to an Elite Eight appearance, while each season that Martin's team have advanced to the NCAA Tournament it has won at least one game.
- With the Gamecocks selection to the NCAA Tournament this season it marks the first time that South Carolina has had back-to-back postseason bids (NIT in 2016) since Carolina advanced to the NCAA Tourna-

- ment in 2004 and then the NIT in 2005 and 2006.
- South Carolina is 4-2 in neutral site contests this season, as the Gamecocks upset then-No. 18/16 Syracuse at the Barclays Center on Nov. 26, before suffering a three-point loss to Seton Hall at Madison Square Garden on Dec. 12, a loss on March 10 to Alabama in the SEC Tournament Quarterfinals in Nashville, and the NCAA Tourney wins over Marquette, Duke and Baylor.
- South Carolina faced Seton Hall earlier this season at Madison Square Garden, with the Pirates winning the contest, 67-64, on Dec. 12.
- Rookie guard Rakym Felder's hometown is Brooklyn, he played high schools hoops at Lincoln High, where he averaged 16.0 points and six assists per game as a senior.
- Did you know? Frank Martin's sister and her family live in Brooklyn and own several restaurants in the area.
- Since Frank Martin has taken over as head coach at Carolina, the Gamecocks are 4-1 in games played in New York City with wins over Manhattan, Iowa State and Syracuse at the Barclays Center, the loss to Seton Hall in December at Madison Square Garden and Friday's victory over Baylor.
- Over the course of the last two seasons, Carolina is 8-3 in neutral site games.
- Senior Guard Sindarius Thornwell has pulled in several awards this postseason for his outstanding season

## KEY STAT

The South Carolina defense held Baylor to just 22 points in the first half, and just 50 points overall in the contest on Friday night, while the Bears connected on just 17 shots, including only three 3-point field goals. Baylor entered Sweet 16 action averaging 26.6 made baskets, including 6.7 made 3s per game.



## ASSOCIATED PRESS TOP 25

March 13, 2016

Rk.	Team	Record	Pts.
1	Villanova (59)	31-3	1,619
2	Gonzaga (6)	32-1	1,520
3	Kansas	28-4	1,479
4	Arizona	30-4	1,427
5	Kentucky	29-5	1,276
6	North Carolina	27-7	1,256
7	Duke	27-8	1,251
8	UCLA	29-4	1,208
9	Oregon	29-5	1,196
10	Louisville	24-8	983
11	SMU	30-4	953
12	Baylor	25-7	861
13	West Virginia	26-8	844
14	Notre Dame	25-9	684
15	Purdue	25-7	654
16	Florida State	25-8	570
17	Iowa State	23-10	562
18	Cincinnati	29-5	522
19	Wichita State	30-4	438
20	Florida	24-8	390
21	Butler	23-8	361
22	Saint Mary's	28-4	305
23	Michigan	24-11	254
24	Virginia	22-10	240
25	Wisconsin	25-9	153

Others receiving votes: Middle Tennessee 37, Minnesota 20, Rhode Island 13, Creighton 11, Oklahoma State 8, Iowa 8, Nevada 5, Princeton 5, Vermont 4, Virginia Tech 3, Seton Hall 2, VCU 1, Arkansas 1, Northwestern 1

## ESPN/USA TODAY TOP 25

March 13, 2016

Rk.	Team	Record	Pts.
1	Villanova (27)	31-3	747
2	Gonzaga (1)	32-1	691
3	Kansas (2)	28-4	687
4	Arizona	30-4	655
5	Kentucky	29-5	586
6	UCLA	29-4	575
7	Duke	27-8	567
8	North Carolina	27-7	564
9	Oregon	29-5	538
10	Louisville	24-8	459
11	Baylor	25-7	400
12	West Virginia	26-8	390
13	SMU	30-4	362
14	Notre Dame	25-9	356
15	Purdue	25-7	297
16	Cincinnati	29-5	282
17	Florida	24-8	245
18	Florida State	25-8	219
19	Wichita State	30-4	198
20	Iowa State	23-10	185
21	Saint Mary's	28-4	166
22	Wisconsin	25-9	159
23	Virginia	22-10	116
24	Butler	23-8	104
25	Middle Tennessee	30-4	59

Others receiving votes: Michigan 56, Minnesota 14, Northwestern 13, Vermont 12, Creighton 11, Oklahoma State 9, Xavier 9, UNC Wilmington 5, Maryland 4, California 4, USC 3, Dayton 1, South Carolina 1, Arkansas 1



## SOUTHEASTERN CONFERENCE STANDINGS

*Final SEC Standings/Overall records as of March 21*

Team	Conference	Overall
Kentucky ^ \$	16-2	32-5
Florida	14-4	27-8
Arkansas	12-6	26-10
South Carolina	12-6	25-10
Alabama	10-8	19-15
Ole Miss	10-8	22-14
Vanderbilt	10-8	19-16
Georgia	9-9	19-15
Tennessee	8-10	16-16
Texas A&M	8-10	16-15
Auburn	7-11	18-14
Mississippi State	6-12	16-16
LSU	2-16	10-21
Missouri	2-16	8-24

^ - SEC Champion

\$ - SEC Tournament Champion

## COACHES TELECONFERENCE

The weekly SEC men's basketball coaches teleconference will be held Monday, Jan. 2 and 16; Thursday, Jan. 26; Monday, Feb. 6, 20 and March 6. Media representatives wishing to participate in the teleconference should contact the SEC Communications Department for further details. Each coach will appear on the teleconference for seven minutes, according to the following schedule:

### ORDER OF APPEARANCE

*(All Times Eastern)*

11:00 a.m.	Bryce Drew, Vanderbilt
11:07 a.m.	Mike White, Florida
11:14 a.m.	Frank Martin, South Carolina
11:21 a.m.	Mark Fox, Georgia
11:28 a.m.	Johnny Jones, LSU
11:35 a.m.	John Calipari, Kentucky
11:42 a.m.	Rick Barnes, Tennessee
11:49 a.m.	Mike Anderson, Arkansas
11:56 a.m.	Avery Johnson, Alabama
12:03 a.m.	Bruce Pearl, Auburn
12:10 a.m.	Andy Kennedy, Ole Miss
12:17 a.m.	Ben Howland, Miss. State
12:24 a.m.	Kim Anderson, Missouri
12:31 a.m.	Billy Kennedy, Texas A&M

In addition, the SEC men's basketball teams who make it to postseason will be on a teleconference on Monday, March 13 beginning at 10:00 a.m. CT.

All SEC basketball teleconferences can be listened to on the internet at [www.secdigitalnetwork.com](http://www.secdigitalnetwork.com) shortly after the conclusion of the teleconference.

## CAROLINA BENCH PRODUCTION

GAME	SC-OPP	DIFF.	BENCH SCORER
La Tech	18-19	-1	Gravett, 7
Holy Cross	25-9	+16	McKie, 10
Monmouth	12-14	-2	McKie, 8
SC State	31-9	+22	Felder, 9
Michigan	7-15	-8	McKie, 5
vs. Syracuse	7-7	-	McKie, 3
Vermont	8-18	-10	Keita, 4
FIU	11-2	+9	Keita, 6
vs. Seton Hall	16-13	+3	Gravett, 11
at USF	13-14	-1	Felder, 11
Clemson	3-29	-26	Gravett, 2
Lander	37-25	+12	Felder, 20
at Memphis	18-7	+11	Felder, 10
at Georgia	9-8	+1	Gravett, 6
Texas A&M	19-12	+7	Felder, 19
at Tennessee	22-19	+3	Gravett, 12
Ole Miss	12-24	-12	Felder, 12
Florida	11-26	-15	Felder, 7
at Kentucky	21-23	-2	Blanton, 12
Auburn	23-33	-10	McKie, 13
at Missouri	22-8	+14	Felder, 13
at LSU	20-28	-8	Felder/McKie, 6
Georgia	14-14	-	Felder/McKie, 7
Alabama	5-56	-51	McKie, 3
at Mississippi State	11-36	-25	McKie, 8
Arkansas	8-18	-10	Felder, 5
at Vanderbilt	5-22	-17	Keita, 3
at Florida	7-16	-9	McKie, 3
Tennessee	23-19	+4	Felder, 12
Mississippi State	11-27	-16	Kotsar, 5
at Ole Miss	8-23	-15	Kotsar, 7
vs. Alabama	16-22	-6	Felder, 10
vs. Marquette	14-31	-17	Felder, 7
vs. Duke	19-20	-1	Felder, 15
vs. Baylor	9-11	+2	Felder, 9
vs. Florida			

## SPECIALTY STATS

(PP) points in paint; (OT) points off turnovers; (2nd) second chance points; (FB) fast break points

(South Carolina-Opponent)

GAME	PP	OT	2ND	FB
La Tech	38-30	17-18	19-9	13-10
Holy Cross	30-20	12-9	13-4	14-4
Monmouth	24-26	10-13	12-17	0-10
SC State	44-12	23-9	28-4	14-4
Michigan	36-8	14-8	9-10	8-0
vs. Syracuse	30-8	11-11	9-10	8-3
Vermont	46-18	24-11	11-11	9-3
FIU	34-26	24-6	17-10	13-4
vs. Seton Hall	28-28	19-18	5-15	6-6
at USF	30-24	16-12	17-11	9-11
Clemson	36-33	10-10	18-13	6-15
Lander	40-24	15-7	16-7	23-14
at Memphis	14-32	9-13	5-6	3-10
at Georgia	38-18	18-9	13-7	8-5
Texas A&M	32-26	30-12	18-8	13-4
at Tennessee	26-22	19-21	6-11	17-6
Ole Miss	24-20	20-22	9-6	7-8
Florida	20-38	13-11	8-7	4-10
at Kentucky	38-36	18-18	14-9	12-6
Auburn	22-35	27-16	20-18	8-11
at Missouri	12-36	16-11	14-9	0-2
at LSU	42-32	34-12	13-13	4-4
Georgia	26-32	16-11	16-7	15-6
Alabama	34-44	18-16	23-7	5-17
at Mississippi State	36-24	28-16	5-8	6-8
Arkansas	44-34	16-13	13-8	13-6
at Vanderbilt	32-22	12-14	8-8	4-2
at Florida	34-26	16-11	8-6	10-7
Tennessee	28-28	27-18	12-16	10-4
Mississippi State	24-26	12-17	11-11	6-4
at Ole Miss	24-20	21-12	11-13	4-5
vs. Alabama	24-28	14-9	6-16	6-4
vs. Marquette	42-20	25-7	13-8	16-2
vs. Duke	30-18	16-8	9-7	12-2
vs. Baylor	20-24	11-13	12-13	2-2
vs. Florida				
<b>SC Total</b>	<b>1082</b>	<b>631</b>	<b>441</b>	<b>308</b>
<b>SC Average</b>	<b>30.9</b>	<b>18.0</b>	<b>12.6</b>	<b>8.8</b>
<b>Opp Total</b>	<b>898</b>	<b>442</b>	<b>343</b>	<b>219</b>
<b>Opp Average</b>	<b>25.7</b>	<b>12.6</b>	<b>9.8</b>	<b>6.3</b>

## UNIVERSITY INFORMATION

Location.....	Columbia, S.C.
Founded.....	1801
Enrollment.....	33,724
Nickname.....	Gamecocks
Colors .....	Garnet (PMS 202) and Black
National Affiliation .....	NCAA Division I
Conference.....	Southeastern (SEC)
Athletics Web Address .....	www.GamecocksOnline.com
University Web Address.....	www.sc.edu
President .....	Dr. Harris Pastides
NCAA Representative .....	Dr. Valinda Littlefield
Athletics Director.....	Ray Tanner
Basketball Administrator/Chief Operating Officer.....	Kevin O'Connell

## BASKETBALL STAFF/INFORMATION

Head Coach .....	Frank Martin
Alma Mater.....	Florida International, '93
Record At South Carolina/Seasons .....	95-73 (.565), 5th season
Overall Record/Seasons .....	212-127 (.625), 10 season
Assoc. Head Coach/Recruiting Coord. ....	Matt Figger (Eastern Kentucky, '95)
Assistant Coach .....	Perry Clark (Gettysburg, '74)
Assistant Coach .....	Bruce Shingler (St. Augustine's College, '05)
Director of Basketball Operations .....	Andy Assaley (Cincinnati, '96)
Strength & Conditioning Coach.....	Scott Greenawalt (Muskingum College, '98)
Athletic Trainer .....	Mark Rodger (Buffalo, '01)
Video Coordinator .....	Jay Gibbons (Clayton State, '03)
Student-Athlete Development .....	Doug Edwards (Florida State, '07)
Student Assistant Coach .....	Brian Steele (South Carolina, '16)
Graduate Student Manager .....	Ryan McIntyre (West Virginia, '16)
Director of Social Media .....	Dushawn Davis (Coastal Carolina, '11)
Special Assistant to the Head Coach.....	Jarett Gerald (South Carolina, '11)
Associate Media Relations Director.....	Emily Miles (Ball State, '03)
Home Arena.....	Colonial Life Arena
Capacity .....	18,000
Arena General Manager.....	Sid Kenyon
Press Row Phone Number .....	803-777-6182

## BASKETBALL HISTORY

First Year of Basketball.....	1908
All-Time Record.....	1,392-1,222-1 (.532)
Overall Postseason Record .....	26-19
NCAA Tournament Appearances.....	8 (1971, 1972, 1973, 1974, 1989, 1997, 1998, 2004)
NCAA Tournament Record.....	4-9
Last NCAA Tournament Appearance .....	2004, L vs. Memphis, 59-43
NIT Appearances .....	11 (1969, 1975, 1978, 1983, 1991, 1996, 2001, 2002, 2005, 2006, 2009, 2016)
NIT Record .....	22-10
Last NIT Appearance .....	2016, L vs. Georgia Tech, 83-66
Conference Championships/Titles.....	.....SoCon Regular Season (1927, 1933, 1934, 1945); SoCon Tournament Champion (1933); ACC Regular Season (1970); .....ACC Champion (1971); SEC Regular Season (1997); SEC East Division Co-Champions (2009)

## MEDIA RELATIONS

Associate Media Relations Director/Men's Basketball .....	Emily Miles
Miles' email.....	efeeney@mailbox.sc.edu
Miles' office phone .....	803-777-7743
Miles' cell phone .....	803-727-3284
Miles on Twitter.....	@EmilyMiles_SID
Website .....	GamecocksOnline.com

on the court. He was named the SEC Player of the Year, as well as garnering All-SEC First Team and All-Defensive Team accolades from the league coaches. He was named a unanimous selection to the AP All-SEC First Team and he earned USBWA All-District III (Virginia, North Carolina, South Carolina, Maryland) honors and he was named a Basketball Times Third Team All-American.

- South Carolina captured its 20th win of the season on Feb. 11 in Starkville over Mississippi State. It marked the first time the Gamecocks have had back-to-back 20-wins seasons (25-9 during 2015-16 campaign) since the 2003-04 (23-11), the 2004-05 (20-13) and the 2005-06 (23-15) seasons when the Gamecocks posted three-straight 20-win campaigns.

- The Gamecocks posted their 10th SEC win of the season in Starkville as well, marking just the fifth double-digit win total in SEC play for Carolina in its 26-seasons in the league. It's also just the second time that Carolina has had back-to-back seasons with double-digit league wins, as the Gamecocks posted 11 last season. (15 SEC wins in 1997, 11 in 1998).

- Thornwell was named to the Naismith Trophy Top 30 list, the Atlanta Tipoff Club announced on Feb. 9.

- Thornwell has accounted for 31.5% of the team's scoring over the course of the last five games. Overall this season, he accounts for 24.3% of Carolina's scoring. In league play, that number jumped to 30.2%. Only one other player in the last 18 SEC seasons accounted for more of his team's scoring in SEC games and had winning SEC seasons than Thornwell. UT's Ron Slay accounted for 31.3% of the Vols scoring during the 2003 league campaign.

- In league play, Carolina opponents averaged 18.4 turnovers per contest. Two straight opponents near the end of the season - Tennessee (Feb. 25) and Mississippi State (Feb. 28) - both committed 20 turnovers. It marked the sixth and seventh SEC opponents that committed at least 20 turnovers.

- Through 33 games this season, South Carolina has held the opposing team's top scorer to below his season average in 24 of those games.

- South Carolina forced at least 15 turnovers in every SEC game this season except the Arkansas game (the Razorbacks had 13). Texas A&M's 25 marked an opponent season high in the category, and Alabama (Feb. 7 game) was just behind with 24 giveaways.

- South Carolina currently ranks ninth in the nation in 3-point field goal percentage defense, holding opponents to just 29.9 percent from beyond the arc this season. Carolina has held eight opponents to below 20% from 3-point range this season and 18 opponents below 30%.

- South Carolina leads the SEC in several defensive categories entering Sweet 16 action. In overall games, Carolina is second in scoring defense (65.2), first in FG% defense (40.0%) and first in 3-point FG% defense (30.0%), and in steals (7.9 per game). In strictly league games, Carolina finished third in scoring defense (68.2), second in 3-point FG% defense (31.3%) and first in steals (7.9 per game).

- Individually in the SEC statistics (overall games), Thornwell leads the league in scoring (21.4), is sixth in rebounds (7.3), first in steals (2.2) and seventh in offensive rebounds per game (2.6). Dozier is sixth with 1.7 steals per outing.

- South Carolina was 15-3 at home during the regular season, averaging 75.7 points per game and hitting 41.8% from the field.

- The Gamecocks were 6-5 in away games this season (5-4 in SEC games), and averaged 69.4 points per game and hit 41.1% from the field.

- South Carolina head coach Frank Martin is 88-84 (.511) all-time in conference games following the 2017 campaign.

- Frank Martin is 11-6 all-time in NCAA and NIT games during his tenure as a head coach. He is 9-4 in the NCAA Tournament and 2-2 in the NIT.

- Martin is 25-33 (.431) against ranked opponents as a head coach. His teams have four wins over opponents ranked in the top five, and two wins over opponents who are ranked No. 1.

- South Carolina finished its 26th basketball season as a member of the Southeastern Conference in 2017. The Gamecocks are 167-259 (.392) all-time in SEC games.

- The Gamecocks finished the season ranked 43rd in the NCAA RPI (games through March 12), which was fifth in the SEC behind Kentucky (4th), Florida (10th), Arkansas (28th) and Vanderbilt (38th).

- South Carolina had 11 top 100 RPI and 15 top 150 RPI wins this season.

- Three would finish in double-figures, but the Gamecocks would suffer a 64-53 loss to Alabama in the SEC Tournament Quarterfinals on March 10. Senior guard Sindarius Thornwell led Carolina with 16 points, sophomore guard PJ Dozier added 15 with a team high two assists, and freshman guard Rakym Felder would add 10 off the bench. Alabama out-rebounded the Gamecocks by 15 in the contest.

- Sindarius Thornwell would score 25 points with seven rebounds, six assists and two steals, but a furious second-half comeback by South Carolina would fall short at Ole Miss in the regular-season finale, as the Rebels posted a 75-70 victory in Oxford on March 4. Thornwell would score 11 of his points at the foul line and connected on four of Carolina's nine 3s in the contest. The Gamecocks trailed by as many as 21 in the second half, and pulled to within four late in the game.

- Senior guard Sindarius Thornwell would score 17 of his 22 in the second half, and sophomore forward Chris Silva posted the third double-double of his career with 15 points and 11 rebounds, in Carolina's 63-57 victory over Mississippi State on Feb. 28 in Columbia on Senior Night. Carolina did not shoot the ball well, hitting just 34.0% of its attempts, but the Gamecock defense held the Bulldogs to just 36.4% in the game and 26.9% from 3, while forcing 20 turnovers (for the second straight game) to clinch the home-court win.

- South Carolina captured its 11th win of the SEC season on Feb. 25 with a 27-point win over Tennessee. Four scored in double-figures for the Gamecocks, led by sophomore guard PJ Dozier's 19. Senior guard Duane Notice was key in a big second half for the Gamecocks, as he hit five 3s in the game, including three in the first five and a half minutes of the second half. The Gamecock defense was strong against the Vols, holding UT to just 7.7% from 3-point range (1-13) and 33.3% overall in the game.

- Despite a 23-point, 10 rebound performance from senior guard Sindarius Thornwell, South Carolina suffered its third-straight loss in an 81-66 decision at No. 13/12 Florida on Feb. 21 in Gainesville. Fellow senior guard Duane Notice was also in double-figures with 16 on the night. After not connecting for a 3-pointer in the first matchup between the two schools, Florida hit nine 3s and out-rebounded Carolina in the 15-point win.

- Senior guard Sindarius Thornwell claimed sole possession of first place in Carolina history with his 117th career start at LSU. He passed Gamecock greats BJ McKie and Melvin Watson, who both started 116 career games, to claim the top spot.

- Carolina's win at Tennessee on Jan. 11 was the 200th of head coach Frank Martin's coaching career. He amassed a 117-54 record as head coach at Kansas State, and holds a mark of 84-66 in his fifth season at Carolina.

## GAMECOCKS UPSET DUKE TO ADVANCE TO SWEET 16

Seventh-seeded South Carolina scored 65 second-half points in an upset win over the second-seeded Duke Blue Devils last Sunday to advance to its first Sweet 16 (current Tournament format) with an 88-81 victory. Carolina was led by five players in double figures, with senior guard Sindarius Thornwell once again leading the way with 24 points, six rebounds and five assists. Sophomore forward Chris Silva tallied a career high 17 points, and notched his fourth double-double of the season also grabbing a team high 10 rebounds. It was South Carolina's first win over its old ACC foe since Dec. 12, 1970.

## GAMECOCKS POST FIRST NCAA TOURNAMENT WIN SINCE 1973

Led by a 29-point, 11-rebound performance by SEC Player of the Year Sindarius Thornwell, South Carolina posted its first NCAA Tournament win since 1973 last Friday with a 93-73 victory over 10th-seeded Marquette in the event's opening round at Bon Secours Wellness Arena in Greenville. South Carolina used a huge second half to clinch the win, out-scoring the Golden Eagles 54-33 in the second stanza, including a 21-6 run over the final 7:43. Gamecock sophomore guard PJ Dozier was also big for Carolina in the win, scoring 21 points, including 13 in the second half, while adding four assists and two steals. The stifling Gamecock defense played to its strength, forcing 18 Marquette turnovers, which turned into 25 Carolina points. South Carolina committed just nine turnovers in the win, and hit 52.2 percent (35-67) from the floor, including a 20-of-36 (55.6%) mark in the second half.

## SEC COACHES POSTSEASON AWARDS

South Carolina senior guard Sindarius Thornwell was named the 2017 SEC Player of the Year, while he also garnered First Team All-SEC honors, as well as All-Defensive Team accolades from the league's coaches. Thornwell's distinction as the Player of the Year marks the first Gamecock to ever earn the honor. His First-Team honors mark the first All-SEC award of his career, while he was named to the All-Defensive team for the second straight season. Thornwell led the SEC in scoring in league games this season with 22.1 points per game, while he was sixth with 7.5 rebounds per league game and first with 2.4 steals. He posted 11 20-point games during league action, which included a 34-point outing at Kentucky, and an historic 44-point performance against Alabama. During his career in the Garnet and Black, Thornwell has earned SEC All-Freshman Team (2014), First Team All-SEC (2016), All-Defensive Team (2016, 2017) accolades and the 2017 SEC Player of the Year award.

## DOZIER NAMED TO SEC COMMUNITY SERVICE TEAM

South Carolina sophomore guard PJ Dozier was named to the 2017 SEC Community Service Team on March 2. This season marks the 19th that the SEC has named its Community Service Team in men's basketball. Dozier has done outstanding work in community outreach during his time at Carolina, reading to local schools, helping with Meals on Wheels and the annual 8K In 8 Days campaign to name a few.

## NATIONAL RANKINGS

South Carolina has been ranked in the AP poll for nine weeks this season and in the Coaches Poll for 10 weeks. The Gamecocks jumped in to the national rankings on Nov. 28 for the first time this season after posting wins over two ranked opponents the previous week in No. 25/24 Michigan and No. 18/16 Syracuse. The Gamecocks checked in at No. 20 in the Associated Press poll and No. 23 in the Coaches Poll. The Gamecocks have risen to as high as 16th in the AP poll this season (Dec. 12), which was the highest rank for Carolina since the Gamecocks were ranked 14th in the final poll of the 1997-98 campaign. The Gamecocks high mark in the Coaches poll this season was at No. 15 (Dec. 12).

## SCOUTING NO. 4 SEED FLORIDA

*Entering Sweet 16 action:*

- Conference rival Florida earned the four seed after winning 24 games in the regular season.

- Florida and South Carolina split the regular season series, with each team winning on its home court.

- The Gators are coached by Mike White, who is in his second season with the program.

- Sophomore KeVaughn Allen leads the team in scoring with 13.4 points per game. Canyon Barry (11.8) and Devin Robinson (11.4) also average double-digit points per game.

- The team had to adjust after losing top rebounder John Egbunu (6.6 per game) in February. The junior went out with an injury against Auburn on Feb. 14.

- In the national rankings, Florida is 13th in scoring margin (+12.2) and 23rd in turnover margin (+3.1).



### JOURNEY THROUGH THE TOURNEY

Defeated 13-seed East Tennessee State in Round 1, 80-65

Defeated 5-seed Virginia in Round 2, 65-39

Defeated 8-seed Wisconsin in Sweet 16, 84-83 in overtime

**SERIES INFO:** Florida leads the all-time series with South Carolina, 44-24 ... the teams split the season series in 2017 SEC action, with each squad winning on its home court ... the Gators won the most recent meeting, an 81-66 decision in Gainesville on Feb. 21 ... Over the course of the last 10 games of the series, UF holds an 8-2 advantage ... Frank Martin is 2-6 all-time versus Florida.

### EARLIER THIS SEASON VS. FLORIDA:

**Jan. 18 - 57-53 South Carolina win in Columbia**

Behind 20 points from senior guard Sindarius Thornwell and an 11-point second half from sophomore forward Chris Silva, Carolina overcame hitting just 29.4 percent from the field to post a four-point victory over No. 19/21 Florida on Jan. 18 at Colonial Life Arena. The 57-53 win over the Gators was the second straight for South Carolina over its former SEC East rival. The Gamecock defense was stifling, holding Florida to 35.2% from the field, and 0-17 from 3-point range, breaking a streak of 850 straight games that UF had hit a 3. Thornwell would score 15 of his 20 in the second half.

**Feb. 21 - 81-66 Florida win in Gainesville**

Despite a 23-point, 10 rebound performance from senior guard Sindarius Thornwell, South Carolina suffered its third-straight loss in an 81-66 decision at No. 13/12 Florida on Feb. 21 in Gainesville. Fellow senior guard Duane Notice was also in double-figures with 16 on the night. After not connecting for a 3-pointer in the first matchup between the two schools, Florida hit nine 3s and out-rebounded Carolina in the 15-point win.

## BY THE NUMBERS

**1.3** - Sophomore forward Chris Silva is averaging 1.3 blocks per game this season, which is a team high.

**1.7** - PJ Dozier's 1.7 steals per game is second on the team and ranks sixth in the SEC. Dozier has eight games this season with at least three steals, and collected a season high four steals vs. FIU and again vs. Alabama.

**2.2** - Senior guard Sindarius Thornwell is averaging 2.2 steals per game this season, which leads the SEC and ranks 14th nationally.

**2.4** - Thornwell's 2.4 steals per game led the SEC in conference games this season. It marked the most steals per game in conference play by a Gamecock since Devan Downey averaged 2.5 per SEC game during the 2010 season. Additionally, it was the most steals per game in the SEC during league games since LSU's Anthony Hickey averaged 2.8 during the 2013 league season.

**2.982** - The Gamecocks excelled in the classroom during the fall semester, as the team posted a cumulative GPA of 2.982.

**+4.0** - South Carolina leads the SEC and is sixth nationally with a turnover margin of +4.0.

**5+** - Senior guard Sindarius Thornwell dished a team high five assists in Carolina's 88-81 win over Duke in the NCAA Tournament second round, marking the 28th game of his career with five or more helpers.

**6** - South Carolina committed just six turnovers in the win vs. A&M on Jan. 7, trying for the fewest in the Frank Martin era.

**8-8** - Sophomore forward Chris Silva was a perfect 8-of-8 from the charity stripe in the win over Auburn on Jan. 24.

**13** - South Carolina's 13 steals vs. FIU on Dec. 4 marked a season high in the category, surpassing the previous high of 12 vs. Syracuse.

**13** - Senior guard Justin McKie scored a career high 13 points in the win over Auburn on Jan. 24. He hit 5-of-7 from the floor, including a career best 3-of-4 from range.

**14-15** - Senior guard Sindarius Thornwell set then-career highs when he hit 14 free throws on 15 attempts at Kentucky on Jan. 21. Thornwell missed his first free throw of the game, and went on to finish 14-14 from the line the rest of the way.

**16** - Sophomore forward Chris Silva scored a then-career high 16 points in Carolina's win vs. Ole Miss on Jan. 14, and matched the mark three times in league play.



**17.3** - South Carolina leads the SEC and ranks fifth nationally with 17.3 forced turnovers per game.

**20+** - Senior guard Sindarius Thornwell's 18 20-point games this season mark the most 20-point games in a campaign since Devan Downey had 19 20-point efforts during the 2009-10 season.

**21.4** - Thornwell's 21.4 points per game in overall games this season leads the SEC and ranks 14th nationally. Thornwell has scored in double-figures in every game this season and has scored 15 or more 26 times.

**23** - South Carolina dished a season high 23 assists in the Jan. 24 win over Auburn. It is the third-most ever during the Frank Martin era.

**25** - The 25 turnovers by Texas A&M were an opponent high this season. It was the most turnovers in a game by a Carolina opponent since SE Louisiana committed 26 turnovers on Dec. 21, 2011.

**34** - Freshman guard Rakym Felder's 34 3s on the year mark the most by a Carolina freshman since Sindarius Thornwell had 37 during his rookie campaign in 2013-14.

**36-28** - South Carolina head coach Frank Martin holds a 36-28 all-time record in neutral site games as a head coach.

**34** - Senior guard Sindarius Thornwell scored a then-career high 34 points in the contest at Kentucky on Jan. 21. It marked the first 30-point game of his career.

**34** - South Carolina scored a season high 34 points off of 22 LSU turnovers in the win at the Maravich Center on Feb. 1.

**38-3** - Over the course of the last two seasons, the Gamecocks are 38-3 in games when leading at the half. Carolina was 20-1 last season when leading at the half, and 18-2 this season when holding the edge at the break.

**41** - Dozier's 41 made 3s this season are 31 more than his total of 10 from his rookie campaign.

**50** - South Carolina has out-scored its opponent in points in the paint in 50 of the last 67 games dating back to last season. The Gamecocks are 41-9 in those games, including a 17-6 mark this season when scoring more points in the paint than its opponent.

**51.3%** - South Carolina collects an assist on 51.3 percent of its made baskets this season (448/872). Carolina dished 17 assists in the NCAA First Round matchup vs. Marquette, led by four each from senior guard Justin McKie and sophomore guard PJ Dozier.

**62** - The senior trio of Sindarius Thornwell (22), Duane Notice (27) and Justin McKie (13) accounted for 62 points in the Carolina win over Auburn on Jan. 24.

**64.8** - South Carolina ranks 32nd in the country and second in the SEC in scoring defense, as opponents are averaging just 64.8 points per game this season.

**70+** - Three different Gamecocks have registered at least 70 assists this season. Sophomore guard PJ Dozier's 98 are a team high, while senior guards Duane Notice and Sindarius Thornwell have dished 81 and 83, respectively, this season.

**98** - South Carolina's 98 points scored vs. Auburn marked the third-most every scored in an SEC game and the most ever scored during the Frank Martin era.

**130** - Senior guard Sindarius Thornwell is the career leader at Carolina with 130 starts.

**136** - Senior guard Duane Notice is now the career leader at Carolina with 136 games played.

**201** - Sindarius Thornwell's 201 made free throws this season is third in the SEC and ninth nationally.

**176** - South Carolina is 176-82 all-time at Colonial Life Arena, including a 15-3 mark this season.

**196** - Senior guard Sindarius Thornwell ranks tied for fourth all-time in career steals at Carolina with 194, including 63 this season.

**300** - Senior guard Duane Notice collected the 300th assist of his career at Memphis on Dec. 30.

**500** - Sophomore guard PJ Dozier tallied the 500th point of his career in the Jan. 28 win at Missouri.

**672** - Sindarius Thornwell ranks third among active players in the SEC with 672 career rebounds. He is 14 rebounds from cracking the top 10 in Carolina history in career boards.

**1,393** - Senior guard Duane Notice ranks 17th all-time at Carolina with 1,393 points. Notice is eight points away from surpassing Kevin Joyce (1,400) for 16th all-time.

**1,900** - Senior guard Sindarius Thornwell ranks fifth all-time at Carolina with 1,900 career points. Thornwell is just one point away from passing Devan Downey (1,901) for fourth place all-time. Thornwell is just the fifth Gamecock to score at least 1,900 points during his career.

**3,293** - Senior guards Duane Notice and Sindarius Thornwell have combined to score 3,293 points during their time in the Garnet and Black.

## SILVA EMERGING AS CONSISTENT OFFENSIVE THREAT

Sophomore forward Chris Silva has emerged as a consistent offensive threat this season. The Libreville, Gabon, native set a new career high with 17 points in the upset win over Duke in the NCAA Tournament, and has 19 double-figure scoring games this season. Silva has hit 54.2 percent of his shot attempts this season (117-216), and is also hitting 74.7 percent (118-158) at the foul line. His rebounds per game average (5.8) is significantly higher than his freshman season, and his 47 blocks this season are 19 more than he had in all of 2015-16. Below is a quick breakdown of some key numbers from his rookie to sophomore campaigns:

	<i>Freshman</i>	<i>Sophomore</i>	<i>Note</i>
<b>FG%</b>	<b>48.2%</b>	<b>54.2%</b>	<i>was 5-7 from the floor at Miss. St.</i>
<b>FT%</b>	<b>60.9%</b>	<b>74.7%</b>	<i>was 4-4 vs. Marquette in NCAA Tourney</i>
<b>Points per game</b>	<b>5.4</b>	<b>10.1</b>	<i>career high 17 vs. Duke</i>
<b>Rebounds per game</b>	<b>4.5</b>	<b>5.8</b>	<i>11 vs. Miss. State on Feb. 28</i>
<b>Blocks per game</b>	<b>0.9</b>	<b>1.3</b>	<i>career high 5 vs. FIU on Dec. 4</i>

# RECORD BOOK WATCH

### GAMES PLAYED

1. **136, Duane Notice (2013-present)**  
135, Brandon Wallace (2004-07)
3. 134, Tre' Kelley (2004-07)
4. 132, Mindaugas Kacinas (2012-16)  
132, Carlos Powell (2002-05)
6. **130, Sindarius Thornwell (2013-present)**  
125, Mike Boynton, Jr. (2001-04)
8. 123, BJ McKie (1996-99)  
123, Aaron Lucas (1999-2002)  
123, Tarence Kinsey (2003-2006)

### GAMES STARTED

1. **130, Sindarius Thornwell (2013-present)**  
116, Melvin Watson (1995-98)  
116, BJ McKie (1996-99)
4. 111, Alex English (1973-76)
5. 108, Nate Davis (1974-77)
6. 107, Mike Doyle (1977-80)
7. 105, Mike Dunleavy (1973-76)  
105, Jack Gilloon (1975-78)
9. 102, Tre' Kelley (2003-07)  
102, Chuck Eidson (2000-03)  
102, Brad Jergenson (1981-84)

### POINTS SCORED

1. 2119, BJ McKie (1996-99)
2. 1972, Alex English (1973-76)
3. 1910, John Roche (1969-71)
4. 1901, Devan Downey (2007-10)
5. **1900, Sindarius Thornwell (2013-present)**
6. 1745, Jimmy Foster (1981-84)

7. 1586, Mike Dunleavy (1973-76)
8. 1541, Carlos Powell (2001-05)
9. 1521, Jim Slaughter (1948-51)
10. 1505, Art Whisnant (1960-62)

### FREE THROWS MADE

1. 672, BJ McKie (1996-99)
2. 578, John Roche (1969-71)
3. 567, Art Whisnant (1960-62)
4. **556, Sindarius Thornwell (2013-present)**
5. 389, Jimmy Foster (1981-84)
6. 382, Lee Collins (1953-56)  
382, Kevin Joyce (1971-73)
8. 356, Mike Dunleavy (1973-76)
9. 355, Devan Downey (2007-10)
10. 351, Joe Smith (1952-55)

### 3-POINT FIELD GOALS MADE

1. 264, Jamel Bradley (1999-2002)
2. 215, BJ McKie (1996-99)
3. **217, Duane Notice (2013-present)**
4. **184, Sindarius Thornwell (2013-present)**
5. 174, Devan Downey (2007-10)
6. 169, Brenton Williams (2011-14)
7. 167, Tre' Kelley (2004-07)
8. 152, Larry Davis (1996-97)
9. 147, Brandis Raley-Ross (2006-10)
10. 139, Jo Jo English (1989-92)

### 3-POINT FIELD GOALS ATTEMPTED

1. 686, Jamel Bradley (1999-2002)
2. **603, Sindarius Thornwell (2013-present)**
3. **589, Duane Notice (2013-present)**

4. 554, BJ McKie (1996-99)  
503, Devan Downey (2007-10)  
503, Tre' Kelley (2004-07)
7. 415, Larry Davis (1996-97)
8. 410, Brenton Williams (2011-14)
9. 403, Aaron Lucas (1999-2002)
10. 396, Brandis Raley-Ross (2006-10)

### STEALS

1. 277, Devan Downey (2007-10)
2. 272, Chuck Eidson (2000-03)
3. 223, Barry Manning (1988-92)
4. **196, Sindarius Thornwell (2013-present)**
5. 194, Melvin Watson (1995-98)
6. 165, BJ McKie (1996-99)  
165, Michael Foster (1984-87)
8. 152, Jamie Watson (1991-94)
9. 142, Tarence Kinsey (2003-06)
10. 141, Carlos Powel (2001-05)

### ASSISTS

1. 543, Melvin Watson (1995-98)
2. 533, Jack Gilloon (1975-78)
3. 510, Tre' Kelley (2004-07)
4. 451, Aaron Lucas (1999-2002)
5. 440, Michael Foster (1984-87)
6. 437, Barry Manning (1988-92)
7. 428, Chuck Eidson (2000-03)
8. 420, Devan Downey (2007-10)
9. **387, Sindarius Thornwell (2013-present)**
10. 382, BJ McKie (1996-99)

## UP NEXT

The winner of Sunday's Elite Eight contest will advance to the NCAA Final Four in Phoenix next weekend, and will face the winner of the No. 1 seed Gonzaga versus No. 11 seed Xavier contest out of the West Region on April 1.

## THORNWELL'S HISTORIC NIGHT VS. ALABAMA

Senior guard Sindarius Thornwell put forth an historic performance in Carolina's four-overtime loss to Alabama on Feb. 7 at Colonial Life Arena. His 44-point performance tied for the fourth-most points in a game by a Gamecock and the most in a game since 1979, while his 21-rebounds were the most by any player in the SEC this season and the most by a Gamecock since 1993. Below are some notes on his performance:

- Thornwell set the SEC record for made free throws in a league game with 25 vs. the Crimson Tide. He broke a record held by LSU's Pete Maravich of 22 made free throws in a game vs. Florida in 1969.
- Thornwell's 25 made free throws and 33 attempts were both South Carolina school records.
- Thornwell's 44 points marked the first 40-point game by a Gamecock since Michael Foster had 40 in a win vs. Vanderbilt on Dec. 28, 1986, in New Orleans. That game was a double-overtime contest.
- Thornwell's 44 points marked the most in a game by a Carolina player since Cedrick Hordges had 44 vs. Biscayne on Dec. 1, 1979.
- Thornwell's 21 rebounds marked the first 20-rebound game by a Gamecock since Emmett Hall pulled down 23 vs. the College of Charleston on Dec. 22, 1993.
- The 21 rebounds by Thornwell were the most by a player in the SEC this season, and tied for the 15th-most by any player nationally (games played through Feb. 8).
- Thornwell became the first Gamecock to record two games with at least 30 points in a season since Devan Downey had six games with 30 or more points during the 2009-10 campaign.

## THE DEFENSE

South Carolina is making headlines this season for its tenacious defense, check out a few key stats on the Gamecock D:

- Carolina has held 17 opponents this season to below 40% from the floor.
- The Gamecocks have ranked among the top 25 in the nation in field goal percentage defense at the conclusion of the last two seasons - 13th in 2014-15 when opponents hit 38.7%, and 25th in 2015-16 when opponents hit 39.7% - while Carolina currently ranks 14th nationally (opponent field goal percent of 39.8%) in the category this season.
- The Gamecocks have scored double-digit points off of turnovers in all but one game this season, including a season high 34 points off of turnovers in the win at LSU on Feb. 1.
- Carolina leads the SEC and ranks fifth nationally with 17.3 opponent turnovers per game. Only West Virginia (20.0), The Citadel (17.6), Fordham (17.5) and Grambling (17.5) force more turnovers per contest.
- The Gamecocks lead the SEC and rank 21st nationally in steals per game with 7.9 per contest.

## MCKIE KEY VS. GEORGIA ON FEB. 4

A huge 3 from the corner with 3:17 on the clock, and the eventual game winning free throws, solidified a career moment for senior guard Justin McKie in Carolina's home win over Georgia on Feb. 4. McKie picked up a steal and added a lay-in in the opening half vs. the Bulldogs, before collecting two steals in half two, while connecting on a huge 3 late in the game, which gave the Gamecocks a nine-point advantage. McKie hit two free throws with six seconds on the clock, which gave Carolina a four-point advantage. The makes would stand as the game winners as the Bulldogs hit a last-second lay-up just before the buzzer to make the final score 77-75. McKie is having a stellar year in 2016-17, averaging career highs in every major statistical category, including points per game (4.1). He is also dishing 1.3 assists compared to just 0.6 turnovers per outing.

## CAROLINA TRENDS UNDER MARTIN

*Gamecock trends under Frank Martin ...*

- South Carolina is 61-36 when posting at least six made 3s in a game.
- South Carolina posted a season high 15 made 3s in the win over Auburn on Jan. 24.
- South Carolina is 74-29 when scoring more points in the paint than its opponent.
- The Gamecocks out-scored Syracuse 30-8 in points in the paint in the upset win at the Barclays Center on Nov. 26.
- South Carolina is 79-34 when holding its opponents to under 45 percent from the field.

- South Carolina held Michigan to 19.2% from the field on Nov. 23.
- South Carolina is 75-28 when out-rebounding its opponent.
- The Gamecocks out-rebounded Duke 37-34 in the NCAA Tournament second round win over the Blue Devils.

## DOZIER NUMBERS

South Carolina sophomore guard PJ Dozier has tallied double-digit points in 23 games this season, including 21 in the historic Gamecock win over Marquette in the NCAA Tournament First Round on March 17. Dozier also has 18 games with at least 15 points and he has scored 20 or more in nine games. His field goal percentage of 40.0 percent (177-442) ranks higher than last season's number of 38.1 percent (91-239) during his rookie campaign. Most notably is his accuracy from beyond the arc. Dozier connected on 10-of-47 attempts last season (21.3%), and has surpassed his mark of made 3s this season, hitting 41-of-136 attempts at 30.1 percent. He is also making a mark on the defensive end with 57 steals (1.7 per game/6th in the SEC).

## A LOOK BACK AT THE NON-CONFERENCE

South Carolina faced a tough non-conference slate in 2016-17, highlighted by four contests away from home, including two neutral site and two true away games. Carolina posted an 8-1 record at home during non-league action, with wins over La Tech, Holy Cross, Monmouth, SC State, Michigan, Vermont, FIU and Lander. Carolina posted a strong 64-50 neutral site win over Syracuse at the Barclays Center in Brooklyn, and also captured a road win at USF. Carolina's losses came in a three-point decision vs. Seton Hall at Madison Square Garden and a two-point home loss to Clemson before the break for the holiday. The final non-conference game of the regular season saw former Metro Conference foe Memphis post a 16-point win over Carolina at FedExForum.

## BAYLOR NOTABLES (MARCH 24)

- With the win tonight, head coach Frank Martin is advancing to his second career Elite Eight. He led Kansas State to a spot in the final eight in 2010. He's now 9-4 all-time in March Madness.
- South Carolina's 25 wins matches a single-season program record, which was set last season.
- The Gamecock defense held Baylor to a season-low 50 points. They also held the Bears to a season-low 30 percent shooting (17-for-56).
- Baylor was held to 50 points just once all season (54 vs. Kansas State on Feb. 4). This is just the fourth time all year the Bears have been held to less than 40 percent shooting, the previous three all coming in Big 12 play.
- After scoring 24 Friday night, Thornwell is now just two points shy of passing former Carolina standout Devan Downey (1,901 points) for fourth on the all-time scoring list.
- Notice, who tied for the team lead with 34 minutes, is now the all-time leader in games played (136) at South Carolina.

## DUKE NOTABLES (MARCH 19)

- Thornwell filled up the stat sheet with 24 points, six rebounds and a team-high five assists.
- Silva's 17 points were a new career-high. He scored 16 points on four occasions in SEC play.
- In its last two second halves, South Carolina has shot a combined 63 percent (40-for-64) and scored 119 points (59.5 avg.).
- The Gamecocks improve to 6-9 all-time in NCAA Tournament play with tonight's historic win.
- Head coach Frank Martin is an impressive 8-4 in March Madness for his career.
- South Carolina is advancing to its first Sweet Sixteen in program history in the current 64-team NCAA Men's Basketball Championship format.

## MARQUETTE NOTABLES (MARCH 17)

- Thornwell finished with 11 rebounds for his sixth double-double of the season (12th career). He pulled down seven offensive rebounds, as Carolina held a 13-6 edge in the category.
- Thornwell's 10 made field goals match a career high, which he previously set earlier this season vs. Arkansas (Feb. 15).
- Dozier's 21 points are his most since scoring 21 in consecutive outings vs. Georgia and Alabama in early February.
- The team's 35 made field goals Friday night tied for the third most ever in the Frank Martin era at South Carolina.
- The Gamecocks assisted on nearly 50 percent of their baskets, logging 17 assists.
- Carolina's 93 points are the most all-time in program history in a single NCAA Tournament game. The Gamecocks scored 90 three times from 1971-73 in NCAA play.



## ALABAMA NOTABLES (MARCH 10)

- The Gamecocks got solid production off the bench, scoring 16 points, led by Felder's 10.
- The Brooklyn, N.Y., native scored in double figures for the eighth time this season.
- Senior Duane Notice is in third place all-time in program history with 133 career games played.
- Silva logged his 13th game of the season with at least two blocks.

## OLE MISS NOTABLES (MARCH 4)

- Thornwell logged his 15th 20-point game of the season (30th career) Saturday night. He became the first Gamecock to lead the SEC in scoring in league games (22.1 ppg) since Devan Downey (26.2 ppg) in 2009-10.
- The Lancaster, S.C., native, went 11-for-16 at the charity stripe, marking his fifth game in SEC play with double-digit makes at the foul line.
- Gravett, who made his second career start, finished with 10 points. It was his first game with 10-plus since he scored a career-high 12 in a road win at Tennessee on Jan. 11. He set a new career high with six assists in tonight's game.
- Carolina forced 17 turnovers. The Gamecocks forced 15-plus turnovers in 17 of their 18 SEC games.
- South Carolina's 17 assists Saturday night were its most since a season-high 23 vs. Auburn on Jan. 24.

## MISSISSIPPI STATE NOTABLES (FEB. 28)

- Prior to tonight's game, Sindarius Thornwell, Duane Notice and Justin McKie were honored for Senior Night at midcourt. They were joined by five student managers: Dalton Abel, Paul Dransfield, Jacob Freeze, Treis Huggins and Will Saxman.
- Thornwell went 11-for-12 at the charity stripe, snapping a streak of 33-straight made foul shots that spanned over five games. The senior has made 47-of-49 at the charity stripe the past six games.
- With the win, Carolina improved its record to 17-2 when leading at the half this season.
- The Gamecocks are 15-1 this season when holding their opponents below 39 percent shooting from the field.

## TENNESSEE NOTABLES (FEB. 25)

- Prior to today's game, Frank Martin and his wife, Anya, along with Charlotte Price and Maggie Barrett (USC students and the 2017 co-directors for Colleges Against Cancer and Relay for Life), presented a \$579,000 grant check for cancer research to Dr. Jan Eberth, a University of South Carolina Mentored Research Scholar.
- Dozier's 19 points were his most since scoring 21 vs. Alabama on Feb. 7.
- Thornwell has now scored 15-plus in every SEC game this season except one. He's scored 15-plus in 21 of the 23 games he's played in this season overall.
- Notice finished with five 3s, marking the sixth time this season he's made four or more shots from deep. Four of the six have come in SEC games.
- The Gamecocks scored 23 bench points, led by Felder's 12. It was his first game in double figures since he scored 13 in a road win at Missouri on Jan. 28.
- Carolina scored 27 points off of 20 Tennessee turnovers Saturday afternoon. The Gamecocks have forced 20-plus turnovers in six SEC games.
- The Gamecocks have now won 11 league games on 2017, matching the second-most SEC wins all-time for a single season.
- Carolina has now beaten the Volunteers three times in a row, marking the longest win streak over Tennessee since the team won six-straight from 1995-98.

## FLORIDA NOTABLES (FEB. 21)

- Thornwell tallied his fifth-straight game with 20 or more points. The Lancaster, S.C. native, has accomplished the feat nine times in SEC play.
- He now has 28 games with 20 or more points for his career. 13 of those have come this season.
- Thornwell was 11-for-11 at the free throw line, posting his 10th perfect game of the season at the charity stripe. He's made seven or more free throws 10 times this season for the Gamecocks.
- Freshman Sedee Keita logged a career-high with 28 minutes off the bench. He finished the game with six rebounds, one shy of tying a career high (7 vs. Memphis).
- South Carolina was 19-for-22 (86 percent) at the free throw line as a team, good for its second best percentage of the season at the line.
- The Gamecocks forced 16 turnovers Tuesday night. They've forced 15 or more in 14 of the team's 15 conference games this year.

## THORNWELL NAMED TO PRESEASON SQUAD

Senior guard Sindarius Thornwell was named to the Preseason All-SEC First Team on Thursday by the league's coaches. Thornwell enters the season as the league's high scorer for active players with 1,278 career points. This marks the third-straight season that Thornwell has garnered preseason honors from the coaches, as he was named to the Preseason All-SEC Second Team prior to his sophomore and junior campaigns.

## 2016-17 SCHEDULE

South Carolina has an exciting schedule set for the 2016-17 campaign. The slate features 14 games, with 10 home contests, including one exhibition. Highlighting the non-conference portion of the schedule is the Gamecocks' participation in the Brooklyn Hoops Holiday Invitational, as well as a matchup versus Seton Hall in the Under Armour "Reunion" doubleheader at Madison Square Garden in mid-December. The Gamecocks will face eight teams that advanced to the postseason a year ago, with four of those NCAA Tournament participants, including Syracuse, which advanced to the Final Four.

## GAMECOCKS CONCLUDE HISTORIC 2015-16 REGULAR SEASON

South Carolina concluded an historic regular season on March 5, 2015, with a 76-61 win on the road at Arkansas. That victory set the school record for regular-season wins at 24. The Gamecocks began the season 15-0, their best start since the 1933-34 campaign, and the 24 wins marked the most since the 1996-97 squad also posted 24 victories. In addition, South Carolina's 11 SEC wins marked the most since 1998, match the second-most ever by a Carolina team and marked just the fourth time that the Gamecocks had double-digit SEC wins in their 25 years in the league.

## GAMECOCKS ANNOUNCE MARTIN'S MATH CLUB

The SC Education Oversight Committee (EOC) announced on Nov. 28 "Martin's Math Club," a partnership with University of South Carolina head men's basketball coach Frank Martin and the University of South Carolina Athletics Department. Martin, a former high school math educator, developed the project designed to help young people learn that math is fun and relevant in their daily lives. The inaugural "Martin's Math Club" contest will run from November 28, 2016-February 24, 2017. The contest provides the opportunity for teachers and students in grades Kindergarten through 8th grade to win two tickets to a Gamecock men's basketball home game. With assistance from SC math educators, the EOC published 18 standards-based lessons for K-8th grade that incorporate math and basketball. For more information visit [helpwithmathsc.org](http://helpwithmathsc.org).

## CREMINS NAMED SEC LEGEND

The Southeastern Conference released its 2017 Allstate SEC Basketball Legends on Jan. 20, and it was announced that Gamecock great Bobby Cremins has been selected as South Carolina's representative this season. Cremins was the starting point guard for Carolina where he played from 1967-1970. He was captain of the 1969-70 team that went 25-3 and captured the ACC regular-season title with an undefeated 14-0 mark in league games. Cremins was an assistant at South Carolina for legendary head coach Frank McGuire following his playing career, before he became a college head coach at Georgia Tech, Appalachian State and College of Charleston. Cremins led his teams to 18 post-season appearances, including 11 NCAA Tournament berths.

## NOTICE NOMINATED FOR NABC GOOD WORKS TEAM

University of South Carolina senior guard Duane Notice has been named a nominee for the Allstate NABC Good Works Team. It was announced by the National Association of Basketball Coaches (NABC) on Nov. 30. The team honors student-athletes for their outstanding community outreach. During his time at South Carolina Notice has been extremely involved in community outreach, spending time with several organizations such as: Harvest Hope Food Bank, Special Olympics, Palmetto Health Children's Hospital, Boy Scouts, the Dorn V.A. Medical Center in town, Ronald McDonald House, the Richland County Sheriff's Department, Epworth Children's Home and Brookland Baptist Church to name a few. Also of note, Notice and his teammates spent time volunteering with the Red Cross Flood Relief during the historic flooding in Columbia in October 2015, making care packages of food and personal hygiene products for families who had been devastated by the flooding. Members of the Allstate NABC Good Works Team® will be invited by Allstate, an official corporate partner of the NCAA, to the 2017 NABC Convention and 2017 NCAA Men's Final Four® in Phoenix, where they will participate in a community service project benefitting the city. More information about the Allstate NABC Good Works Team® is available at [www.nabc.org](http://www.nabc.org).

## THIS IS SOUTH CAROLINA

- Gamecock student-athletes have achieved 20 straight semesters of cumulative 3.0 GPA or higher. Athletic and Academic Excellence!
- A total of 33 Gamecock student-athletes earned their degree following the 2016 fall semester.
- In 2015-16, Gamecock student-athletes also took part in more than 11,000 hours of community service efforts, which not only led the SEC, but also set a new school record
- South Carolina men's and women's basketball's combined 52 SEC regular season wins during the last two years is the most in the SEC during that span. It is third all-time in the SEC behind Kentucky (54, 2011-13) and LSU (53, 2004-06).
- Currently, nine Gamecock teams are ranked in the Top 25 in their respective sports. Women's Basketball (4th), Women's Soccer (5th), Baseball (7th), Equestrian (7th), Women's Golf (11th), Beach Volleyball (15th), Men's Swimming & Diving (23rd), Men's Tennis (23rd) and Women's Tennis (24th). So far in 2016-17 academic year, 13 of the Gamecocks' 21 athletic teams have earned Top 25 status during at least one point of its season.
- South Carolina is one of five schools, and only two in the SEC, to be ranked in the Top 25 in the nation in attendance for men's basketball (21st), women's basketball (1st) and football (17th).
- South Carolina was the only school to have men's (13,396) and women's (12,853) basketball programs average more than 10,000 attendance per game.
- Three Gamecock student-athletes, Sindarius Thornwell (men's basketball), A'ja Wilson (women's basketball) and Savannah McCaskill (women's soccer), have earned SEC Player of the Year honors in their sports this season.
- South Carolina won its 16th and 17th SEC Championship this year. The women's soccer team clinched the title on Oct. 23 and women's basketball followed that up on Feb. 26. Women's basketball won its 4th straight SEC Championship and 3rd straight SEC Tournament title. Women's soccer is the 8th sport at Carolina to win an SEC title.
- For more about the Carolina Student-Athlete Experience, go to [GamecockStudentAthletePromise.com](http://GamecockStudentAthletePromise.com).

## SEASON HONOR ROLL

*Sindarius Thornwell*

Preseason All-SEC First Team (Coaches)

Nov. 28 SEC Player of the Week

Feb. 13 SEC Player of the Week

2017 SEC Player of the Year (Coaches)

(Postseason) First Team All-SEC (Coaches)

(Postseason) All-Defensive Team (Coaches)

(Postseason) Unanimous First Team All-SEC (AP)

USBWA All-District III

Basketball Times Third Team All-American

*PJ Dozier*

Dec. 5 SEC Player of the Week

## THIS SEASON VERSUS FLORIDA

### GAME 18 - 24/24 CAROLINA 57, 19/21 FLORIDA 53 JAN. 18, 2017/COLONIAL LIFE ARENA

**COLUMBIA, S.C.** - No. 24/24 South Carolina (15-3, 5-0 SEC) powered past No. 19/21 Florida (14-4, 5-1 SEC), 57-53, down the stretch Wednesday night in a battle of unbeaten teams in SEC play at Colonial Life Arena. Senior guard Sindarius Thornwell led all scorers with 20 points, moving into the top 10 in Carolina history in career points scored in the contest.

Both teams were scoreless at the first media timeout with 15:48 on the clock. Carolina and Florida were a combined 0-5 from the field with nine turnovers between the two squads early on. The game's first hoop came at the 14:12 mark when Florida's Kasey Hill stole the ball and laid it in on the other end. Another steal-layup by Hill on the ensuing possession put the Gators in front 4-0 with 13:55 to go.

Freshman Rakym Felder knocked down a 3 from the corner to put the Gamecocks on the board with 12:27 on the clock, and the score remained 4-3 until the next media timeout.

Right out of the media timeout, Felder connected on another 3, this one from the right wing to give the Gamecocks their first lead of the night, 6-4, with 11:32 remaining in the half. South Carolina's first three hoops came from behind the arch, as senior Justin McKie knocked down a long-ball with 10:22 left to make it 9-6.

The score was all knotted up at 13-13 at the under-eight media timeo with 7:21 to go. After the team's combined for just seven points in the first eight minutes, they combined for 19 in the next 4:30. Carolina held a 15-11 edge on the glass early.

The Gators rallied and went on 10-3 run to take a 23-16 lead at the final media timeout with 3:44 left in the first half. The team's traded baskets the rest of the half, as Florida took a 28-21 lead at halftime. Hill led all scorers with 11 at the break. Felder had seven at the half to lead the Gamecocks. Carolina shot 7-for-30 (23 percent) and the Gators were 12-of-31 in the opening stanza (39 percent).

The Gamecocks opened half two on a 5-1 run thanks to four points from sophomore Chris Silva to cut the deficit to three, 29-26, with 18:23 to go. Carolina pushed the run to 9-2 and tied the game 30-30 at the first media timeout of the second half with 15:47 to go. A free throw by freshman Maik Kotsar put the Gamecocks in front 31-30 with 13:35 on the clock, giving the team its first lead since the 10:22 mark of the opening half.

An and-1 transition bucket by Thornwell gave the Gamecocks their largest lead of the game, 35-30, at the under 12 media timeout with 11:58 to go. The Carolina defense held Florida scoreless for 5:44 to that point with their last point coming at the free throw line at the 17:42 mark. The Gators were 0-for-8 to start the second half, their last field goal coming with 1:01 to go in the opening half. A Devin Robinson dunk ended the draught for Florida with 11:20 on the clock to make it 35-32.

A pair of free throws trimmed the Gamecock lead to 40-38 with 8:49 left in the game. The score remained 40-38 at the under eight media timeout with 7:59 to go. A Thornwell made 3 pushed the lead back to five, 45-40, forcing a timeout by Gator head coach Mike White with 5:51 to go in the game.

An and-1 by Silva put Carolina up six, 48-42, but Florida answered with a 4-0 run to make it 48-46 just before the final media timeout with 2:59 on the clock. Florida came within one, 52-51, but Thornwell knocked down two huge free throws on the ensuing possession to make it 54-51 with 53 seconds to go.

The Gators came within one again after a bucket by Chris Chiozza with 40 seconds remaining. Carolina turned to Dozier to make a play on the next possession. The Columbia, S.C., native answered the bell and took it hard to the rack from the left wing and kissed in a contested left-handed layup to make it 56-53 with 22 seconds left. The Gamecocks forced a turnover on the next possession and Thornwell hit a big free throw to make it a two-possession game, 57-53, with 16 seconds left.

Florida guard Canyon Barry attempted a 3 at the opposite end, but the shot wouldn't fall and the ball would be out of bounds to Carolina. Dozier threw a baseball pass to a wide-open Thornwell who ran out the clock, sealing the 57-53 win.

Silva (11) and Dozier (10) joined Thornwell in double-figures. Freshman Maik Kotsar led the team with nine rebounds. The Gamecock defense held the Gators to 35 percent shooting (19-of-54) for the game (30 percent in the second half) and forced 16 turnovers.

### GAME 28 - #13/12 FLORIDA 81, CAROLINA 66 FEB. 21, 2017/EXACTECH ARENA/GAINESVILLE, FLA.

**GAINESVILLE, Fla.** - South Carolina (20-8, 10-5 SEC) suffered an 81-66 loss on the road Tuesday evening at No. 13/12 Florida (23-5, 13-2 SEC). Senior Sindarius Thornwell had 23 points (15 in the second half) and 10 rebounds for his fifth double-double (11th career) of the season to the lead the Gamecocks.

After trailing 8-3, Carolina went on a 4-0 run to make it 8-7 at the first media timeout with 15:14 left. The Gamecocks forced four turnovers early that led to five points. The Gators then made their next four shots to extend their lead to 17-10 with 13:23 to go.

The Gamecocks cut it to three twice, but the Gators pushed back ahead by six, 22-16, at the under eight media timeout with 7:36 on the clock. Two Casey Hill free throws put Florida up by double-digits for the first time with 6:11 remaining. A Hill jumper on the Gators next possession then gave them their biggest lead of the half, 28-16.

Carolina chipped away at the lead and was able to cut the deficit to five points, 28-23, with 3:35 to go after a transition 3-pointer by senior guard Duane Notice off a steal by Thornwell. Notice remained aggressive and successfully completed an and-1 to tie the game at 28 with just over two minutes left in the first half, capping a 12-0 run for the Gamecocks.

Carolina's run was not over as Thornwell grabbed an offensive rebound, then senior Justin McKie knocked down a corner 3 to give the team its first lead of the game, 33-30 with 1:06 remaining. McKie's 3 marked a 17-2 run by the Gamecocks after they trailed by 12, but Florida closed the half on a 5-0 run, to take a 35-33 lead at the break.

South Carolina shot just 30 percent (11-29) in the opening half but was able to force 12 turnovers that led to 12 points. Notice led the Gamecocks' balanced offensive attack with nine points, while Thornwell had eight and Silva had seven. KeVaughn Allen led all scorers with 14 first half points.

Both teams came out of the locker room shooting it well. The Gators remained in front 44-41 at the first media timeout of the second half with 15:35 remaining. South Carolina started 4-for-7 (57 percent) after the break.

The lead remained three for Florida, 49-46, before a pair of 3s by Devin Robinson forced Frank Martin to take a timeout, his team trailing 55-46 with 11:41 to go. The Gators' lead grew to 11, but remained at nine at the under eight media timeout with 7:08 on the clock.

Three free throws by Allen gave Florida its biggest lead, 76-61, with 4:43 to go in the ballgame. Carolina was unable break through down the stretch as the Gators posted the 81-66 win. Notice had 16 points to join Thornwell in double-figures for the Gamecocks. Allen had a game-high 26 points and was one of four players for Florida in double-figures.

## GAME 18



Official Basketball Box Score -- Game Totals -- Final Statistics  
**Florida vs South Carolina**  
1/18/17 6:30 p.m. ET at Columbia, S.C. (Colonial Life Arena)

### Florida 53 • 14-4, 5-1 SEC

#	Player		Total		3-Ptr		Rebounds			PF	TP	A	TO	Blk	Stl	Min
			FG-FGA	FG-FGA	FT-FTA	Off	Def	Total								
01	Robinson, Devin	f	4-11	0-2	0-2	5	5	10	1	8	0	2	1	1	1	31
23	Leon, Justin	f	0-4	0-2	0-0	1	2	3	4	0	1	0	0	0	0	11
15	Egbunu, John	c	2-3	0-0	3-7	1	3	4	3	7	1	0	2	0	2	22
00	Hill, Kasey	g	5-8	0-0	1-3	0	1	1	5	11	2	3	0	4	0	26
05	Allen, KeVaughn	g	0-3	0-2	1-2	0	2	2	4	1	0	1	0	0	0	18
02	Hester, Eric	g	0-0	0-0	0-0	0	0	0	0	0	0	0	0	0	0	1
11	Chiozza, Chris	g	1-4	0-2	2-2	1	3	4	2	4	4	5	0	2	0	25
13	Hayes, Kevarrus	g	2-3	0-0	2-2	1	1	2	1	6	0	0	1	1	1	15
24	Barry, Canyon	g	4-13	0-6	5-5	0	0	0	2	13	0	2	0	0	0	25
25	Stone, Keith	g	0-3	0-3	1-5	1	5	6	4	1	0	0	0	1	0	23
32	Rimmer, Schuyler	g	1-2	0-0	0-0	0	0	0	1	2	0	2	1	0	1	3
Team						3	2	5								
Totals			19-54	0-17	15-28	13	24	37	27	53	8	16	5	9	200	

FG % 1st Half: 12-31 38.7% 2nd half: 7-23 30.4% Game: 19-54 35.2%  
3FG % 1st Half: 0-8 0.0% 2nd half: 0-9 0.0% Game: 0-17 0.0%  
FT % 1st Half: 4-8 50.0% 2nd half: 11-20 55.0% Game: 15-28 53.6%

Deadball  
Rebounds  
4,4

### South Carolina 57 • 15-3, 5-0 SEC

#	Player		Total		3-Ptr		Rebounds			PF	TP	A	TO	Blk	Stl	Min
			FG-FGA	FG-FGA	FT-FTA	Off	Def	Total								
21	KOTSAR, Maik	f	2-6	0-0	1-2	4	5	9	3	5	1	2	1	0	26	
30	SILVA, Chris	f	3-8	0-0	5-5	1	6	7	4	11	0	4	2	2	18	
00	THORNWELL, Sindarius	g	5-11	1-2	9-13	2	3	5	3	20	1	1	0	2	32	
10	NOTICE, Duane	g	0-2	0-2	0-0	0	2	2	3	0	0	1	1	2	31	
04	DOZIER, PJ	g	2-9	0-3	6-9	0	2	2	4	10	0	1	1	1	30	
04	FELDER, Rakym	g	2-11	2-5	1-2	0	5	5	4	7	3	3	0	1	22	
05	BLANTON, TeMarcus	g	0-0	0-0	0-0	0	0	0	0	0	0	0	0	0	2	
12	GUEYE, Khadim	g	0-0	0-0	0-0	0	0	0	1	0	0	0	0	0	3	
20	MCKIE, Justin	g	1-3	1-1	0-0	1	2	3	1	3	2	0	0	1	23	
24	KEITA, Sedee	g	0-1	0-0	1-3	1	3	4	5	1	1	3	1	0	13	
	Team					3	1	4								
Totals			15-51	4-13	23-34	12	29	41	28	57	8	15	6	7	200	

FG % 1st Half: 7-30 23.3% 2nd half: 8-21 38.1% Game: 15-51 29.4%  
3FG % 1st Half: 3-10 30.0% 2nd half: 1-3 33.3% Game: 4-13 30.8%  
FT % 1st Half: 4-9 44.4% 2nd half: 19-25 76.0% Game: 23-34 67.6%

Deadball  
Rebounds  
7,2

Officials: Joe Lindsay, Anthony Jordan, Ted Valentine  
Technical fouls: Florida-None. South Carolina-None.  
Attendance: 15638

Score by periods	1st	2nd	Total
Florida	28	25	53
South Carolina	21	36	57

Last FG - UF 2nd-00:40, SC 2nd-00:22.  
Largest lead - UF by 8 1st-01:47, SC by 6 2nd-10:01.  
UF led for 13:06. SC led for 16:18. Game was tied for 10:36.

Score tied - 4 times.  
Lead changed - 3 times.

## GAME 28



Official Basketball Box Score -- Game Totals -- Final Statistics  
**South Carolina vs Florida**  
2/21/17 7 p.m. at Exactech Arena - Gainesville, Fla.

### South Carolina 66 • 20-8, 10-5 SEC

#	Player		Total		3-Ptr		Rebounds			PF	TP	A	TO	Blk	Stl	Min
			FG	FGA	FT	FTA	Off	Def	Total							
15	DOZIER, PJ	f	4-16	0-4	0-0	1	3	4	3	8	3	2	0	2	31	
30	SILVA, Chris	f	2-4	0-0	4-6	0	0	0	5	8	0	4	0	1	23	
21	KOTSAR, Maik	c	2-6	0-0	0-0	0	2	2	4	8	0	1	0	1	15	
00	THORNWELL, Sindarius	g	6-12	0-1	11-11	3	7	10	4	23	2	0	0	3	33	
10	NOTICE, Duane	g	5-11	2-6	4-5	2	0	2	1	16	2	1	0	0	36	
02	GRAVETT, Hassani		0-1	0-1	0-0	1	0	1	0	0	0	1	0	0	8	
04	FELDER, Rakym		0-1	0-1	0-0	0	0	0	1	0	1	2	0	0	13	
05	BLANTON, TeMarcus		1-1	0-0	0-0	0	0	0	0	2	0	0	0	0	2	
12	GUEYE, Khadim		0-0	0-0	0-0	0	0	0	0	0	0	0	0	0	2	
20	MCKIE, Justin		1-1	1-1	0-0	0	0	0	1	3	0	1	0	0	9	
24	KEITA, Sedee		1-3	0-0	0-0	1	5	6	3	2	0	3	1	0	28	
Team						3	2	5								
Totals			22-56	3-14	19-22	11	19	30	22	66	8	15	1	7	200	

FG % 1st Half: 11-29 37.9% 2nd half: 11-27 40.7% Game: 22-56 39.3%  
3FG % 1st Half: 3-7 42.9% 2nd half: 0-7 0.0% Game: 3-14 21.4%  
FT % 1st Half: 8-9 88.9% 2nd half: 11-13 84.6% Game: 19-22 86.4%

Deadball  
Rebounds  
2

### Florida 81 • 23-5, 13-2 SEC

#	Player		Total		3-Ptr		Rebounds			PF	TP	A	TO	Blk	Stl	Min
			FG	FTA	FG	FTA	Off	Def	Total							
01	Robinson, Devin	f	5-9	3-6	1-1	0	6	6	2	14	1	1	3	2	31	
23	Leon, Justin	f	3-7	2-4	0-0	1	0	1	2	8	1	0	0	0	27	
13	Hayes, Kevarrus	c	3-4	0-0	1-2	3	3	6	4	7	0	0	0	3	24	
00	Hill, Kasey	g	4-10	0-1	2-2	0	2	2	4	10	2	4	0	1	30	
05	Allen, KeVaughn	g	5-7	3-5	13-14	0	7	7	0	26	3	2	1	2	36	
11	Chiozza, Chris	g	3-6	1-1	5-6	0	3	3	2	12	4	2	0	1	24	
24	Barry, Canyon	g	0-3	0-1	0-0	0	1	1	1	0	0	0	1	0	9	
25	Stone, Keith	g	1-2	0-1	0-0	3	0	3	4	2	1	0	0	0	11	
32	Rimmer, Schuyler	g	1-3	0-0	0-2	1	0	1	2	2	0	0	0	0	8	
Team						2	2	4			1					
Totals			25-51	9-19	22-27	10	24	34	21	81	13	16	4	9	200	

FG % 1st Half: 12-27 44.4% 2nd half: 13-24 54.2% Game: 25-51 49.0%  
3FG % 1st Half: 3-10 30.0% 2nd half: 6-9 66.7% Game: 9-19 47.4%  
FT % 1st Half: 8-11 72.7% 2nd half: 14-16 87.5% Game: 22-27 81.5%

Deadball  
Rebounds  
2

Officials: Doug Shows, Jamie Luckie, Lee Cassell  
Technical fouls: South Carolina-None. Florida-None.  
Attendance: 11051  
USC#30 C.Silva fouls out at 0:38.6(2)

Score by periods	1st	2nd	Total
South Carolina	33	33	66
Florida	35	46	81

Last FG - SC 2nd-03:22, UF 2nd-03:33.  
Largest lead - SC by 3 1st-01:06, UF by 18 2nd-03:33.  
SC led for 00:00. UF led for 37:49. Game was tied for 02:11.

Score tied - 5 times.  
Lead changed - 2 times.



NCAA TOURNAMENT  
TEAM SUPERLATIVES

POINTS

**Most:** 93, vs. Marquette 3-17-17  
Opponents: 100 by Fordham, 3-20-71  
**Fewest:** 43 vs. Memphis, 3-19-04  
Opponents: 50, Baylor, 3-24-17  
Most In One Half: 65, second half vs. Duke, 3-19-17  
Opponents: 58, second half by Fordham, 3-20-71  
Fewest In One Half: 18, first half vs. Memphis, 3-19-04  
Opponents: 22, first half by Temple, 3-11-72; 1st half by Baylor, 3-24-17

FIELD GOALS

**Most Made:** 35 vs. Fordham, 3-20-71; Southwestern Louisiana, 3-17-73;  
Marquette, 3-17-73  
Opponents: 39 by Fordham, 3-20-71; Southwestern Louisiana, 3-17-73  
**Most Attempted:** 84 vs. Furman, 3-9-74  
Opponents: 94 by Southwestern Louisiana, 3-17-73  
**Best Percentage:** .567 (34-60), vs. Villanova, 3-18-72  
Opponents: .567 (29-51), by N.C. State, 3-17-89  
**Worst Percentage:** .338 (23-68), vs. North Carolina, 3-16-72  
Opponents: .304 (17-56), Baylor, 3-24-17  
**Best One-Half Percentage:** .714 (20-28), second half vs. Duke, 3-19-17  
Opponents: .682 (15-22), first half by N.C. State, 3-17-89  
**Worst One-Half Percentage:** .200 (7-35), first half vs. Duke, 3-19-17  
Opponents: .333 (10-30), second half by Richmond, 3-12-98

3-POINT FIELD GOALS

**Most Made:** 8 vs. Marquette, 3-17-17; vs. Baylor, 3-24-17  
Opponents: 11 by Marquette, 3-17-17  
**Most Attempted:** 24, vs. Marquette, 3-17-17  
Opponents: 28 by Marquette, 3-17-17  
**Best Percentage:** .400 (8-20), vs. Baylor, 3-24-17  
Opponents: .429 (4-7), by N.C. State, 3-17-89

FREE THROWS

**Most Made:** 27 vs. Duke, 3-19-17  
Opponents: 31 by Pennsylvania, 3-18-71  
**Most Attempted:** 32, vs. Duke, 3-19-17  
Opponents: 40 by North Carolina, 3-16-72  
**Best Percentage:** .844 (27-32) vs. Duke, 3-19-17  
Opponents: 1.000 (22-22), by Fordham, 3-20-71  
**Worst Percentage:** .429 (3-7), vs. Furman, 3-9-74  
Opponents: .500 (7-14), by Southwestern Louisiana, 3-17-73  
**Best One-Half Percentage:** 1.000 (1-1), vs. second half vs. Richmond, 3-12-98  
Opponents: 1.000 (13-13), second half by Fordham, 3-20-71  
**Worst One-Half Percentage:** .000 (0-1), first half vs. Furman, 3-9-74  
Opponents: .375 (3-8), first half by SW Louisiana, 3-17-73

MISCELLANEOUS

**Most Rebounds:** 50 vs. Fordham, 3-20-71  
Opponents: 61 by Southwestern Louisiana, 3-17-73  
**Most Assists:** 21 vs. Southwestern Louisiana, 3-17-73  
Opponents: 20 by Texas Tech, 3-10-73  
**Most Steals:** 11 vs. Marquette  
Opponents: 13 by Coppin State, 3-14-97  
**Most Blocked Shots:** 11 vs. Southwestern Louisiana, 3-17-73  
Opponents: 8 by Furman, 3-9-74  
**Most Turnovers:** 25 vs. Fordham, 3-20-71  
Opponents: 20 by Texas Tech, 3-10-73  
**Fewest Turnovers:** 9 vs. Furman, 3-9-74; N.C. State, 3-17-89; Marquette, 3-17-17  
Opponents: 6 by Richmond, 3-12-98

INDIVIDUAL SUPERLATIVES

POINTS

**Most:** 39, Tom Riker vs. Fordham, 3-20-71  
Opponents: 34, Larry Kenon (Memphis State), 3-15-73

FIELD GOALS

**Most Made:** 18, Tom Riker vs. Fordham, 3-20-71  
Opponents: 16, Larry Kenon (Memphis State), 3-15-73  
**Most Attempted:** 27, Brian Winters vs. Furman, 3-9-74  
Opponents: 30, Larry Kenon (Memphis State), 3-15-73

3-POINT FIELD GOALS

**Most Made:** 4, BJ McKie vs. Richmond, 3-12-98; Sindarius Thornwell vs. Baylor, 3-24-17  
Opponents: 6, Rodney Carney (Memphis), 3-19-04  
**Most Attempted:** 10, Duane Notice, vs. Marquette, 3-17-17; Sindarius Thornwell, vs. Baylor 3-24-17  
Opponents: 12, Marseilles Brown (Richmond), 3-12-98; Rodney Carney (Memphis), 3-19-04

FREE THROWS

**Most Made:** 10, Kevin Joyce vs. Southwestern Louisiana, 3-17-73  
Opponents: 10, Dave Wohl (Pennsylvania), 3-18-71  
**Most Attempted:** 13, Kevin Joyce vs. Southwestern Louisiana, 3-17-73  
Opponents: 11, Dave Wohl (Pennsylvania), 3-18-71

MISCELLANEOUS

**Most Rebounds:** 16, Tom Riker vs. Villanova, 3-18-72; Danny Traylor vs. Texas Tech, 3-10-73; Southwestern Louisiana, 3-17-73  
Opponents: 20, Larry Kenon (Memphis State), 3-15-73  
**Most Assists:** 10, Melvin Watson vs. Richmond, 3-12-98  
Opponents: 11, Chris Corchiani (N.C. State), 3-17-89  
**Most Steals:** 4, Brian Winters vs. Southwestern Louisiana, 3-17-73;  
Larry Davis vs. Coppin State, 3-14-97  
Opponents: 5, Reggie Singletary (Coppin State), 3-14-97  
**Most Blocked Shots:** 6, Danny Traylor vs. Southwestern Louisiana, 3-17-73  
Opponents: 5, Clyde Mayes (Furman), 3-9-74

NCAA TOURNAMENT HISTORY

ALL-TIME RECORD: 7-9

All-Time NCAA Tournament Records Versus Opponents

	Record	Last Played
Baylor	1-0	2017
Coppin State	0-1	1997
Duke	1-0	2017
Fordham	0-1	1971
Furman	0-1	1974
Marquette	1-0	2017
Memphis	0-2	2004
North Carolina	0-1	1972
NC State	0-1	1989
Pennsylvania	0-1	1971
Richmond	0-1	1998
SW Louisiana	1-0	1973
Temple	1-0	1972
Texas Tech	1-0	1973
Villanova	1-0	1972

Year-By-Year NCAA Tournament Record

Year	Round	Opponent	Result	Location
1971	1st	Pennsylvania	L	Raleigh, N.C.
	Consol.	Fordham	L	Raleigh, N.C.
1972	1st	Temple	W	Williamsburg, Va.
	E. Reg. Semi.	UNC	L	Morgantown, W.Va.
	Consol.	Villanova	W	Morgantown, W.Va.
1973	1st	Texas Tech	W	Wichita, Kan.
	MW Reg. Semi.	Memphis	L	Houston, Texas
	Consol.	SW Louisiana	W	Houston, Texas
1974	1st	Furman	L	Philadelphia, Pa.
1989	1st	N.C. State	L	Providence, R.I.
1997	1st	Coppin State	L	Pittsburgh, Pa.
1998	1st	Richmond	L	Washington, D.C.
2004	1st	Memphis	L	Kansas City, Mo.
2017	1st	Marquette	W	Greenville, S.C.
	2nd	Duke	W	Greenville, S.C.
	Sweet 16	Baylor	W	New York City

## ROSTER BREAKDOWN

### Returning Starters (2)

Duane Notice

Sindarius Thornwell

*\*based on final game of 2015-16 season*

### Returning Letterwinners (8)

TeMarcus Blanton

PJ Dozier

Jarrell Holliman

Justin McKie

Duane Notice

John Ragin

Chris Silva

Sindarius Thornwell

### Guards (12)

Tommy Corchiani

Rakym Felder

Evan Hinson

PJ Dozier

John Ragin

TeMarcus Blanton

Hassani Gravett

Kory Holden

Justin McKie

Duane Notice

Christian Schmitt

Sindarius Thornwell

### Forwards (6)

Khadim Gueye

Sedee Keita

Maik Kotsar

Chris Silva

Ran Tut

Jarrell Holliman

### By Height

Christian Schmitt (6-0)

Rakym Felder (6-1)

Tommy Corchiani (6-1)

Hassani Gravett (6-1)

Kory Holden (6-1)

John Ragin (6-2)

Duane Notice (6-2)

Evan Hinson (6-4)

Justin McKie (6-4)

TeMarcus Blanton (6-5)

Sindarius Thornwell (6-5)

PJ Dozier (6-6)

Jarrell Holliman (6-7)

Sedee Keita (6-9)

Chris Silva (6-9)

Ran Tut (6-9)

Maik Kotsar (6-10)

Khadim Gueye (7-0)

## 2016-17 SOUTH CAROLINA MEN'S BASKETBALL ROSTER

### Alphabetical Roster

No.	Name	Pos.	Ht.	Wt.	Cl.	Exp.	Hometown/High/Last School
5	TeMarcus Blanton	G	6-5	206	R-SO	1VL	Locust Grove, Ga./Luella
13	Tommy Corchiani	G	6-1	173	FR	HS	Raleigh, N.C./Ravenscroft High School
15	PJ Dozier	G	6-6	205	SO	1VL	Columbia, S.C./Spring Valley
4	Rakym Felder	G	5-10	210	FR	HS	Brooklyn, N.Y./Lincoln High School
2	Hassani Gravett	G	6-1	183	SO	TR	Villa Rica, Ga./Alexander/Pensacola State College
12	Khadim Gueye	F	7-0	235	FR	HS	Dakar, Senegal/Bradenton, Fla./Victory Rock Prep
23	Evan Hinson	G	6-4	240	FR	HS	Deltona, Fla./Deltona
1	Kory Holden	G	6-1	181	JR	2VL/TR	Salisbury, Md./J.M. Bennett/Delaware
31	Jarrell Holliman	F	6-7	206	R-JR	2VL	Alpharetta, Ga./Alpharetta/Elmhurst College
24	Sedee Keita	F	6-9	240	FR	HS	Philadelphia, Pa../22ft Basketball Academy
21	Maik Kotsar	F	6-10	245	FR	HS	Tallin, Estonia/Wichita, Kan./Sunrise Christian Academy
20	Justin McKie	G	6-4	204	SR	3VL	Columbia, S.C./Irmo
10	Duane Notice	G	6-2	225	SR	3VL	Woodbridge, Canada/St. Michael's/St. Thomas More (Oakdale, Conn.)
34	John Ragin	G	6-2	177	SO	1VL	Eastover, S.C./Cardinal Newman
25	Christian Schmitt	G	6-0	175	FR	HS	Mars, Pa./Mars Area High School
30	Chris Silva	F	6-9	223	SO	1VL	Libreville, Gabon/Roselle (N.J.) Catholic
0	Sindarius Thornwell	G	6-5	211	SR	3VL	Lancaster, S.C./Oak Hill Academy
14	Ran Tut	F	6-9	210	JR	TR	Melbourne, Australia/Edison Academy/Monroe College

### Numerical Roster

No.	Name	Pos.	Ht.	Wt.	Cl.	Exp.	Hometown/High/Last School
0	Sindarius Thornwell	G	6-5	211	SR	3VL	Lancaster, S.C./Oak Hill Academy
1	Kory Holden	G	6-1	181	JR	2VL/TR	Salisbury, Md./J.M. Bennett/Delaware
2	Hassani Gravett	G	6-1	183	SO	TR	Villa Rica, Ga./Alexander/Pensacola State College
4	Rakym Felder	G	5-10	210	FR	HS	Brooklyn, N.Y./Lincoln High School
5	TeMarcus Blanton	G	6-5	206	R-SO	1VL	Locust Grove, Ga./Luella
10	Duane Notice	G	6-2	225	SR	3VL	Woodbridge, Canada/St. Michael's/St. Thomas More (Oakdale, Conn.)
12	Khadim Gueye	F	7-0	235	FR	HS	Dakar, Senegal/Bradenton, Fla./Victory Rock Prep
13	Tommy Corchiani	G	6-1	173	FR	HS	Raleigh, N.C./Ravenscroft High School
14	Ran Tut	F	6-9	210	JR	TR	Melbourne, Australia/Edison Academy/Monroe College
15	PJ Dozier	G	6-6	205	SO	1VL	Columbia, S.C./Spring Valley
20	Justin McKie	G	6-4	204	SR	3VL	Columbia, S.C./Irmo
21	Maik Kotsar	F	6-10	245	FR	HS	Tallin, Estonia/Wichita, Kan./Sunrise Christian Academy
23	Evan Hinson	G	6-4	240	FR	HS	Deltona, Fla./Deltona
24	Sedee Keita	F	6-9	240	FR	HS	Philadelphia, Pa../22ft Basketball Academy
25	Christian Schmitt	G	6-0	175	FR	HS	Mars, Pa./Mars Area High School
30	Chris Silva	F	6-9	223	SO	1VL	Libreville, Gabon/Roselle (N.J.) Catholic
31	Jarrell Holliman	F	6-7	206	R-JR	2VL	Alpharetta, Ga./Alpharetta/Elmhurst College
34	John Ragin	G	6-2	177	SO	1VL	Eastover, S.C./Cardinal Newman

**Head Coach:** Frank Martin (Florida International, '93)

**Associate Head Coach/Recruiting Coordinator:** Matt Figger (Eastern Kentucky, '95)

**Assistant Coach:** Perry Clark (Gettysburg, '74)

**Assistant Coach:** Bruce Shingler (St. Augustine's College, '05)

**Director of Basketball Operations:** Andy Assaley (Cincinnati, '96)

**Strength & Conditioning Coach:** Scott Greenawalt (Muskingum College, '98)

**Athletic Trainer:** Mark Rodger (Buffalo, '01)

**Student-Athlete Development:** Doug Edwards (Florida State, '07)

**Video Coordinator:** Jay Gibbons (Clayton State, '03)

**Student Assistant Coach:** Brian Steele (South Carolina, '16)

**Graduate Student Manager:** Ryan McIntyre (West Virginia, '16)

**Director of Social Media:** Dushawn Davis (Coastal Carolina, '11)

**Special Assistant to the Head Coach:** Jarett Gerald (South Carolina, '11)

**Associate Media Relations Director:** Emily Miles (Ball State, '03)

## TOP RETURNING ...

Scorer Thornwell, .....	14.5 ppg
Rebounder .....	Thornwell, 4.8 rpg
Assist Maker .....	Thornwell, 3.8 apg
FG Shooter * .....	Silva, 48.2 FG%
3-Point FG Shooter \$ .....	Notice, 39.8 3FG%
FT Shooter \$ .....	Thornwell, 76.4%
Shot Blocker .....	Silva, 0.9 bpg
Steal Maker .....	Thornwell, 1.5 spg

\* at least 100 attempts

\$ at least 50 attempts

## PRONUNCIATION GUIDE

RAH-kim Felder
HA-deem Gaye
Cee-dee K-ta
Mike Coat-sar
Justin MACK-ee



# HEAD COACH FRANK MARTIN

HEAD COACH | 10TH SEASON OVERALL | 212-127 (.625) | FIFTH SEASON AT SOUTH CAROLINA | 95-73 (.565)

## THE MARTIN FILE

### COACHING

#### Experience

32nd year

#### College Experience

17th season

#### College Head Coach Experience

10th season

#### Hire Date At Carolina

March 27, 2012

### PERSONAL

#### Hometown

Miami, Fla.

#### Alma Mater

Florida International, 1993 (B.A. Physical Ed.)

#### Family

Wife, Anya

Children, Brandon, Amalia and Christian

### COACHING RESUME

#### High School

Miami Senior High, 1985-93

Varsity Boys' Assistant Coach

Junior Varsity Boys' Head Coach

North Miami High, Head Coach, 1993-95

Miami Senior High, Head Coach, 1995-98

B.T. Washington High, Head Coach, 1999-2000

#### College Assistant Coach

Northeastern, 2000-04

Cincinnati, 2004-06

Kansas State, 2006-07

#### College Head Coach

Kansas State, 2007-12

South Carolina, 2012-present

Frank Martin was named the head men's basketball coach at the University of South Carolina on March 27, 2012, becoming the 32nd head coach in the history of the South Carolina program, which enters its 109th season as a varsity sport in 2016-17. Martin owns a 187-117 (.600) overall record as a head coach, entering his 10th season overall, and a 70-63 (.526) record entering his fifth season at South Carolina.

In Martin's fourth season leading the Garnet and Black (2015-16), Carolina put together one of the top seasons in its history, matching a school record for wins with a 25-9 overall record on the year, while the Gamecocks reached double-digit SEC wins for just the fourth time since joining the league, posting an 11-7 mark in conference contests. The SEC finish was Carolina's highest since the league combined its East and West Divisions prior to the 2012 season. South Carolina began the season 15-0, its best start since the 1933-34 campaign and went on to post a school-record 24 regular-season wins.

The Gamecocks received votes or were ranked for 15 weeks in the USA Today Coaches Poll, rising to as high as 15th, and for a total of 14 weeks in the AP poll, rising to as high as 19th, during the season. Carolina advanced to postseason play for the first time since 2009, making their 12th appearance in the Postseason NIT as one of the top four seeds in the event. The Gamecocks posted a win over High Point in the opening round, before suffering a season-ending loss to visiting Georgia Tech on March 21.

Three Gamecocks were honored with postseason awards by the SEC coaches, with senior forward Michael Carrera earning First Team All-SEC accolades, junior guard Sindarius Thornwell was named to the All-Defensive Team and junior guard Duane Notice was named the league's Sixth Man of the Year. Carrera went on to earn honors from several organizations following the best season of his career. Carrera, Notice and Thornwell each reached the 1,000 career-point plateau during the season as well.

Prior to his appointment in Columbia, Martin spent the previous five season as the head coach at Kansas State University, leading the Wildcats to the NCAA Tournament four times, including a trip to the "Elite 8," during the 2009-10 campaign when the squad won a school record 29 contests. Martin's Wildcats won at least 21 games in each of his five seasons at the helm, as the program compiled a record of 117-54 (.684) under his direction. During that time, Kansas State posted a 50-32 (.609) record in Big 12 Conference games, finishing fifth or higher in each season, with three season finishes of third or better.

A native of Miami, Fla., Martin earned his bachelor's degree in physical education from Florida International in 1993. He and his wife, Anya, have three children, Brandon, Amalia and Christian.

## MARTIN'S CAREER RECORD, YEAR-BY-YEAR

YEAR	RECORD	CONFERENCE (FINISH)	POSTSEASON
2007-08	21-12	10-6 (3rd)	1-1; NCAA Tournament 2nd Round
2008-09	22-12	9-7 (4th)	1-1; NIT
2009-10	29-8	11-5 (2nd)	3-1; NCAA Tournament Elite Eight
2010-11	23-11	10-6 (3rd)	1-1; NCAA Tournament Third Round
2011-12	22-11	10-8 (5th)	1-1; NCAA Tournament Third Round
2012-13	14-18	4-14 (12th)	-
2013-14	14-20	5-13 (13th)	-
2014-15	17-16	6-12 (11th)	-
2015-16	25-9	11-7 (3rd)	1-1; NIT
2016-17	25-10	12-6	3-0; NCAA Sweet 16
<b>Totals</b>	<b>212-127 (.625)</b>	<b>88-84 (.511)</b>	<b>11-6 (.647)/5 NCAA/2 NIT</b>



# GAMECOCK SUPERLATIVES UNDER MARTIN

## Most Field Goals Made

1. 39, vs. High Point (March 15, 2016)
2. 37, vs. Hofstra (Nov. 22, 2015)
3. 35, vs. Marquette (March 17, 2017)  
35, vs. Lander (Dec. 27, 2016)
5. 34, vs. Lipscomb (Nov. 27, 2015)  
34, vs. Marshall (Dec. 30, 2013)

## Most Field Goals Attempted

1. 88, vs. Alabama (Feb. 7, 2017)  
73, vs. Georgia (March 3, 2016)  
72, vs. Oral Roberts (Nov. 16, 2015)
3. 70, vs. Texas A&M (Jan. 7, 2017)
4. 71, vs. SC State (Jan. 5, 2013)

## Highest Field Goal Percent

1. 60.0 (39-65) vs. High Point (March 15, 2016)
2. 58.7 (27-46) vs. Holy Cross (Nov. 13, 2016)
3. 58.3 (28-48) vs. Saint Mary's (Dec. 22, 2013)
4. 57.7 (30-52) vs. Arkansas (Jan. 26, 2013)
5. 56.4 (22-39) vs. Missouri State (Nov. 24, 2012)

## Most 3-Point Field Goals Made

1. 15, vs. Auburn (Jan. 24, 2017)
2. 13, vs. Rider (Nov. 19, 2012)
3. 12, vs. Holy Cross (Nov. 13, 2016)  
12, at Texas A&M (Feb. 6, 2016)
5. 11, vs. Georgia (Feb. 4, 2017)  
11, vs. Auburn (March 12, 2014)

## Most 3-Point Field Goals Attempted

1. 31, vs. Alabama (Feb. 7, 2017)  
31, vs. Mississippi State (March 13, 2013)
3. 30, at Ole Miss (March 4, 2017)  
30, at Alabama (Feb. 24, 2015)
5. 29, vs. USC Upstate (Dec. 19, 2013)

## Highest 3-Point Field Goal Percentage (min. 10 attempts)

1. 73.3 (11-15) vs. Auburn (March 12, 2014)
2. 58.3 (7-12) vs. Arkansas (Jan. 26, 2013)
3. 57.7 (15-26) vs. Auburn (Jan. 24, 2017)
4. 57.1 (12-21) at Texas A&M (Feb. 6, 2016)  
57.1 (8-14) at Georgia (Jan. 22, 2014)

## Most Free Throws Made

1. 46, vs. Memphis (Jan. 2, 2016)
2. 35, vs. Alabama (Feb. 7, 2017)
3. 30, vs. Arkansas (March 13, 2014)
4. 29, vs. Norfolk State (Nov. 14, 2015)
5. 28, vs. Alabama (Jan. 30, 2016)  
28, vs. NC A&T (Dec. 30, 2014)  
28, vs. Mississippi State (March 6, 2013)  
28, at LSU (Jan. 16, 2013)

## Most Free Throws Attempted

1. 63, vs. Memphis (Jan. 2, 2016)
2. 50, vs. Alabama (Feb. 7, 2017)  
46, vs. Alabama (Jan. 30, 2016)
4. 42, vs. Norfolk State (Nov. 14, 2015)
5. 41, vs. Mississippi State (Jan. 26, 2016)  
41, vs. Arkansas (March 13, 2014)

## Highest Free Throw Percentage (min. 10 attempts)

1. 93.8 (15-16) vs. Holy Cross (Nov. 13, 2016)
2. 93.3 (14-15) vs. Tennessee (Jan. 20, 2015)
3. 92.9 (13-14) at Georgia (Feb. 17, 2015)
4. 92.3 (12-13) at Tennessee (March 7, 2015)
5. 86.4 (19-22) at Florida (Feb. 21, 2017)

## Most Offensive Rebounds

1. 26, vs. Vanderbilt (Feb. 13, 2014)
2. 24, at St. John's (Nov. 29, 2012)
3. 23, vs. Alabama (Feb. 7, 2017)
4. 21, vs. Akron (Nov. 23, 2014)  
21, at Mississippi State (March 8, 2014)  
21, at Clemson (Nov. 17, 2013)

## Most Defensive Rebounds

1. 38, vs. Oklahoma State (Dec. 6, 2014)  
38, vs. Longwood (Nov. 9, 2013)
3. 35, vs. Memphis (Jan. 2, 2016)
4. 34, vs. Vanderbilt (Jan. 9, 2016)  
34, vs. Western Carolina (Nov. 30, 2015)

## Most Total Rebounds

1. 53, vs. Memphis (Jan. 2, 2016)
2. 52, vs. Alabama (Feb. 7, 2017)
3. 51, vs. Mississippi State (Jan. 26, 2016)  
51, vs. Western Carolina (Nov. 30, 2015)
5. 50, vs. Alabama (Jan. 30, 2016)  
50, vs. Longwood (Nov. 9, 2013)

## Most Personal Fouls

1. 33, at Georgia (Feb. 22, 2014)
2. 32, vs. Marshall (Dec. 30, 2013)
3. 31, at Texas A&M (Jan. 15, 2014)
4. 30, at Memphis (Dec. 30, 2016)  
30, at Auburn (Feb. 26, 2014)

## Most Points

1. 98, vs. Auburn (Jan. 24, 2017)
2. 94, vs. LSU (Feb. 10, 2016)  
94, vs. Hofstra (Nov. 22, 2015)
4. 93, vs. Marquette (March 17, 2017)
5. 92, vs. SC State (Nov. 18, 2016)  
92, vs. Lipscomb (Nov. 27, 2015)  
92, vs. Marshall (Dec. 30, 2013)

## Fewest Points

1. 36, at Florida (Jan. 30, 2012)
2. 43, at Kentucky (Feb. 14, 2015)  
43, vs. Kentucky (Jan. 24, 2015)
4. 44, vs. Tennessee (March 14, 2014)
5. 46, vs. Florida (March 4, 2014)  
46, vs. LSU (Feb. 14, 2013)

## Most Assists

1. 25, vs. High Point (March 15, 2016)
2. 24, vs. Lipscomb (Nov. 27, 2015)
3. 23, vs. Auburn (Jan. 24, 2017)
4. 22, at Texas A&M (Feb. 6, 2015)  
22, vs. Rider (Nov. 19, 2012)

## Fewest Turnovers

1. 6, vs. Texas A&M (Jan. 7, 2017)  
6, vs. Kentucky (March 1, 2014)
3. 7, at USF (Dec. 17, 2016)  
7, vs. Mississippi State (Feb. 28, 2015)  
7, at Georgia (Feb. 17, 2015)  
7, vs. Georgia (Feb. 22, 2014)  
7, vs. Akron (Dec. 28, 2013)  
7, at Kentucky (Feb. 5, 2013)  
7, vs. Vanderbilt (Jan. 19, 2013)

## Most Blocks

1. 10, vs. Lander (Dec. 27, 2016)  
10, vs. High Point (March 15, 2016)  
10 vs. UNC Asheville (Nov. 26, 2014)
4. 9, vs. SC State (Nov. 18, 2016)  
9, at Georgia (Feb. 2, 2016)  
9, vs. Drexel (Dec. 15, 2015)  
9, vs. Coker (Dec. 21, 2014)

## Most Steals

1. 13, vs. FIU (Dec. 4, 2016)  
13, vs. Francis Marion (Dec. 30, 2015)  
13, at Marshall (Dec. 1, 2014)
4. 12, at Tennessee (Jan. 11, 2017)  
12, vs. Syracuse (Nov. 26, 2016)  
12, vs. USF (Dec. 5, 2015)  
12, vs. Lipscomb (Nov. 27, 2015)  
12, vs. Ole Miss (March 12, 2015)  
12, vs. UNC Asheville (Nov. 26, 2014)

## Most Points By Opponent

1. 97, at Georgia (Jan. 22, 2014)
2. 90, vs. Alabama (Feb. 7, 2017)  
90, vs. Missouri (Feb. 28, 2013)
4. 89, vs. Kentucky (Feb. 13, 2016)  
89, at St. John's (Nov. 29, 2012)

## Fewest Point By Opponent

1. 44, vs. Longwood (Nov. 9, 2013)
2. 45, vs. Akron (Dec. 28, 2013)  
45, vs. Cornell (Nov. 20, 2014)  
45, vs. Clemson (Dec. 19, 2014)
5. 46, vs. Michigan (Nov. 23, 2016)

## Most Field Goals Made By Opponent

1. 33, at St. John's (Nov. 29, 2012)
2. 32, vs. Missouri (Feb. 28, 2013)
3. 31, vs. Kentucky (Feb. 13, 2016)
4. 30, vs. Arkansas (Feb. 15, 2017)  
30, vs. Alabama (Feb. 7, 2017)  
30, vs. Georgia Tech (March 21, 2016)  
30, vs. Arkansas (March 5, 2015)

## Fewest Field Goals Made By Opponent

1. 10, vs. Michigan (Nov. 23, 2016)
2. 11, vs. Georgia (Jan. 31, 2015)
3. 13, vs. Akron (Dec. 28, 2013)  
13, vs. Longwood (Nov. 9, 2013)
5. 14, vs. Syracuse (Nov. 26, 2016)  
14, vs. Cornell (Nov. 20, 2014)  
14, vs. Kentucky (March 1, 2014)

## Highest Opponent Field Goal Percent

1. 69.6 (32-46) vs. Missouri (Feb. 28, 2013)
2. 61.4 (27-44) at Kentucky (Feb. 5, 2013)
3. 58.5 (24-41) vs. Auburn (Jan. 12, 2013)
4. 58.3 (28-48) at Kentucky (Jan. 21, 2017)
5. 58.1 (25-43) vs. Georgia (Feb. 2, 2013)

## Most Rebounds By Opponent

1. 62, vs. Alabama (Feb. 7, 2017)
2. 49, vs. Seton Hall (Dec. 12, 2016)  
49, vs. LSU (Feb. 14, 2013)
4. 47, at Georgia (Feb. 23, 2013)
5. 46, five times

## Fewest Rebounds By Opponent

1. 16, vs. Holy Cross (Nov. 13, 2016)
2. 20, vs. NC A&T (Dec. 30, 2014)
3. 22, vs. Drexel (Dec. 15, 2015)  
22, vs. Morgan State (Nov. 16, 2012)
5. 23, vs. Hofstra (Nov. 22, 2015)  
23, vs. Alabama (Jan. 13, 2015)  
23, vs. Manhattan (Dec. 22, 2012)  
23, vs. Rider (Nov. 19, 2012)

## GAMECOCKS' RECORD WHEN ...

At home	15-3
On the road	6-5
At neutral sites	4-2
In overtime	0-0
vs. Top 25 team	5-2
vs. Top 10 team	1-1
vs. Top 3 team	0-0
Leading at half	18-2
Trailing at half	6-8
Tied at half	1-0
Shooting 50% or better	6-0
Shooting between 39-49.9%	14-4
Shooting less than 39%	5-6
Opp. shooting 50% or better	2-2
Opp. shooting between 39-49.9%	7-7
Opp. shooting less than 39%	16-1
Shooting better than opp.	18-1
Shooting worse than/equal to opp.	7-9
Starters out-score opp. starters	21-5
Opp. starters score/equal more	4-5
Bench out-scores opp. bench	9-2
Opp. bench scores more/equals	16-8
Having more FT attempts than opp.	14-2
Having equal/less FT attempts than opp.	11-8
Have more TOs than opp.	3-1
Having equal/less TOs than opp.	22-9
Having more rebounds than opp.	19-1
Having equal/less rebounds than opp.	6-9
Making 6 or more 3FGs	18-3
Having 15 or more assists	12-2
Score more points in paint than opp.	17-6
Scoring equal/less points in paint than opp.	8-4
Scoring more points off TOs than opp.	18-6
Scoring equal/less points off TOs than opp.	7-4
Scoring more 2nd-chance points than opp.	16-5
Scoring equal/less 2nd-chance points than opp.	10-5
Scoring more fast break points than opp.	16-5
Scoring equal/less fast break points than opp.	9-5
Wearing white uniforms	16-4
Wearing Garnet uniforms	5-1
Wearing Black uniforms	4-5
Playing on live TV/live broadcast	25-10
Playing in November	6-0
Playing in December	4-3
Playing in January	7-1
Playing in February	5-4
Playing in March	3-2
Playing a day-game	6-1
Playing a night-game	19-9
Playing on Sunday	3-0
Playing on a Monday	0-1
Playing on a Tuesday	4-2
Playing on a Wednesday	5-2
Playing on a Thursday	1-0
Playing on a Friday	4-2
Playing on a Saturday	7-3
Scoring margin is 5 points or less	3-4
Margin is between 6-10	7-1
Margin is between 11-20	8-5
Margin is more than 20	7-0
Scoring 59 points or less	1-2
Scoring 60-69 points	6-5
Scoring 70-79 points	8-2
Scoring 80-89 points	5-1
Scoring 90-99 points	3-0
Scoring 100+ points	0-0

### MISCELLANEOUS

Current streak	W3
Home court streak	W2
Away streak	L3
Neutral court streak	W3

## 2016-17 SUPERLATIVES

(tied for team lead also included)

Scoring Leaders	'16-17	Career
Sindarius Thornwell	21	54
PJ Dozier	10	11
Duane Notice	4	20
Rakym Felder	2	2
Chris Silva	1	2
Maik Kotsar	1	1

Rebounding Leaders	'16-17	Career
Chris Silva	15	20
Sindarius Thornwell	12	42
Maik Kotsar	9	9
PJ Dozier	7	9
Duane Notice	1	2

Assists Leaders	'16-17	Career
PJ Dozier	17	23
Sindarius Thornwell	12	54
Duane Notice	7	41
Rakym Felder	4	4
Hassani Gravett	4	4
Justin McKie	4	6
Maik Kotsar	2	2

Blocks Leaders	'16-17	Career
Chris Silva	18	25
Sindarius Thornwell	14	35
Maik Kotsar	6	6
PJ Dozier	4	9
Sedee Keita	4	4
Duane Notice	3	6
Justin McKie	1	2
Rakym Felder	1	1
Khadim Gueye	2	2

Steals Leaders	'16-17	Career
Sindarius Thornwell	19	56
PJ Dozier	15	25
Duane Notice	10	28
Chris Silva	3	6
Justin McKie	3	5
Maik Kotsar	3	3
Sedee Keita	2	2
Hassani Gravett	1	1
Ran Tut	1	1
Maik Kotsar	1	1
Rakym Felder	1	1

Double-Figure Scoring	'16-17	Career
Sindarius Thornwell	29	97
PJ Dozier	23	32
Chris Silva	19	25
Duane Notice	18	71
Rakym Felder	9	9
Maik Kotsar	8	8
Justin McKie	3	4
Hassani Gravett	3	3
TeMarcus Blanton	1	1

20+ points	'16-17	Career
Sindarius Thornwell	18	33
PJ Dozier	9	9
Duane Notice	2	8
Rakym Felder	1	1

30+ points	'16-17	Career
Sindarius Thornwell	2	2

40+ points	'16-17	Career
Sindarius Thornwell	1	1

Double-Figure Rebounding	'16-17	Career
Sindarius Thornwell	6	12
Chris Silva	5	6
PJ Dozier	1	1
Maik Kotsar	1	1

5+ assists	'16-17	Career
Sindarius Thornwell	7	28
PJ Dozier	6	9
Duane Notice	2	16
Hassani Gravett	2	2
Rakym Felder	1	1

3+ steals	'16-17	Career
Sindarius Thornwell	9	24
PJ Dozier	8	12
Duane Notice	4	10
Justin McKie	2	2
Maik Kotsar	2	2

2+ blocks	'16-17	Career
Chris Silva	15	25
Sindarius Thornwell	8	16
Maik Kotsar	5	5
PJ Dozier	1	2
Rakym Felder	1	1
Khadim Gueye	1	1
Duane Notice	1	1
Sedee Keita	1	1

Double-Doubles	'16-17	Career
Sindarius Thornwell	6	12
Chris Silva	4	4
PJ Dozier	1	1
Maik Kotsar	1	1

Clutch Free Throws (under 5 min/OT)	FT-FTA	FT%
Evan Hinson	2-2	1.000
Justin McKie	8-9	.889
Sindarius Thornwell	55-66	.821
Rakym Felder	12-17	.706
Chris Silva	17-24	.708
Duane Notice	12-17	.706
Maik Kotsar	7-14	.500
PJ Dozier	17-37	.459
Hassani Gravett	5-12	.417
<b>Totals</b>	<b>135-199</b>	<b>.678</b>

Dunks	'16-17
Chris Silva	28
PJ Dozier	9
Sindarius Thornwell	6
Sedee Keita	2
Maik Kotsar	2
Justin McKie	2
Jarrell Holliman	1
Duane Notice	1

### Miscellaneous

Largest Halftime Lead	
SC	37, vs. Lander (Dec. 27, 2016)
Opp	16, Alabama (Feb. 7, 2017)
Smallest Halftime Lead	
SC	2, at Georgia (Jan. 4, 2017)
Opp	1, twice, last vs. Marquette (March 17, 2017)
Fewest Points In First Half	
SC	16, Alabama (Feb. 7, 2017)
Opp	16, Lander (Dec. 27, 2016)
Most Points In First Half	
SC	53, vs. Lander (Dec. 27, 2016)
Opp	38, twice, last Georgia (Feb. 4, 2017)
Fewest Points In Second Half	
SC	26, at Memphis (Dec. 30, 2016)
Opp	17, vs. Holy Cross (Nov. 13, 2016)
Most Points In Second Half	
SC	65, vs. Duke (March 19, 2017)
Opp	46, Lander (Dec. 27, 2016)
Most Points in Overtime	
SC	11, 2OT vs. Alabama (Feb. 7, 2017)
Opp	11, 2OT - Alabama (Feb. 7, 2017)
Largest Margin of Victory	
SC	42, vs. SC State (Nov. 18, 2016)
Opp	16, 2x, last at Kentucky (Jan. 21, 2017)
Smallest Margin of Victory	
SC	1, vs. Monmouth (Nov. 15, 2016)
Opp	2, Clemson (Dec. 21, 2016)

# 2016-17 GAME BY GAME COMPARISON

	Date	Result	FG-A	Pct	3FG-A	Pct	FT-A	Pct	O-D-Total	PF	Pts	A	TO	Blk	Stl	Min	Half
La Tech			24-55	.436	7-20	.350	21-30	.700	9-20-29	28	76	8	14	4	11	200	31
South Carolina	Nov. 11, 2016	W, 85-76	30-57	.526	9-18	.500	16-26	.615	10-25-35	20	85	16	15	4	6	200	42
Holy Cross &			17-45	.378	5-20	.250	10-15	.667	5-11-16	16	49	12	9	0	3	200	32
South Carolina	Nov. 13, 2016	W, 81-49	27-46	.587	12-24	.500	15-16	.938	8-24-32	17	81	17	11	6	4	200	44
Monmouth &			20-65	.308	6-28	.214	23-27	.852	15-26-41	24	69	10	18	4	15	225	22
South Carolina	Nov. 15, 2016	W, 70-69 (OT)	23-68	.338	7-23	.304	17-25	.680	16-30-46	22	70	15	20	5	7	225	29
SC State &			16-52	.308	5-14	.357	13-21	.619	8-16-24	19	50	6	14	1	6	200	25
South Carolina	Nov. 18, 2016	W, 92-50	33-65	.508	8-24	.333	18-21	.857	17-30-47	17	92	17	13	9	6	200	50
No. 25/24 Michigan			10-52	.192	2-26	.077	24-32	.750	18-18-36	17	46	2	16	0	7	200	27
South Carolina	Nov. 23, 2016	W, 61-46	23-53	.434	4-15	.257	11-18	.611	15-25-40	24	61	10	13	6	5	200	33
vs. No. 18/16 Syracuse %			14-44	.318	6-15	.400	16-26	.615	9-21-30	19	50	9	17	2	6	200	26
South Carolina	Nov. 26, 2016	W, 64-50	23-51	.451	4-13	.308	14-19	.737	10-27-37	21	64	13	15	1	12	200	37
Vermont			18-51	.353	5-20	.250	9-14	.643	10-21-31	14	50	5	18	2	7	200	32
South Carolina	Dec. 1, 2016	W, 68-50	29-62	.468	4-13	.308	6-7	.857	10-26-36	15	68	18	13	3	11	200	43
FIU			19-46	.413	5-15	.333	11-16	.688	7-28-35	18	54	5	23	1	7	200	22
South Carolina	Dec. 4, 2016	W, 70-54	25-61	.410	8-21	.381	12-19	.632	11-23-34	17	70	15	9	6	13	200	36
vs. Seton Hall ^			19-55	.345	3-12	.250	26-36	.722	18-31-49	18	67	6	17	2	6	200	27
South Carolina	Dec. 12, 2016	L, 67-64	22-57	.386	5-16	.313	15-25	.600	12-23-35	23	64	6	13	4	10	200	34
@ USF			21-50	.420	6-11	.545	18-27	.667	13-28-41	18	66	5	17	2	3	200	37
South Carolina	Dec. 17, 2016	W, 77-66	27-62	.435	10-25	.400	13-20	.650	11-23-34	21	77	18	7	4	9	200	31
Clemson			21-51	.412	3-16	.188	17-27	.630	11-25-36	21	62	8	15	5	9	200	29
South Carolina	Dec. 21, 2016	L, 62-60	22-62	.355	2-16	.125	14-20	.700	14-21-35	22	60	10	14	4	8	200	25
Lander			22-62	.355	5-23	.217	13-19	.684	10-24-34	17	62	12	13	4	7	200	16
South Carolina	Dec. 27, 2016	W, 90-62	35-68	.515	10-22	.455	10-16	.625	13-32-45	16	90	18	12	10	6	200	53
@ Memphis			20-43	.465	1-7	.143	29-37	.784	10-22-32	18	70	14	16	4	4	200	33
South Carolina	Dec. 30, 2016	L, 70-54	18-57	.316	9-25	.360	9-15	.600	17-18-35	30	54	12	19	2	6	200	28
@ Georgia *			17-47	.362	4-13	.308	23-30	.767	11-29-40	17	61	10	16	3	2	200	34
South Carolina	Jan. 4, 2017	W, 67-61	26-61	.426	5-17	.294	10-17	.588	11-23-34	23	67	11	8	8	7	200	36
Texas A&M *			27-51	.529	11-19	.579	3-5	.600	12-25-37	15	68	16	25	4	3	200	38
South Carolina	Jan. 7, 2017	W, 79-68	28-70	.400	9-25	.360	14-17	.824	17-13-30	10	79	14	6	2	11	200	36
at Tennessee *			17-52	.327	1-11	.091	25-33	.758	17-20-37	22	60	10	22	5	6	200	21
South Carolina	Jan. 11, 2017	W, 70-60	22-54	.407	7-13	.538	19-27	.704	15-23-38	26	70	12	22	5	12	200	27
Ole Miss *			17-55	.309	5-17	.294	17-23	.739	11-21-32	23	56	8	21	3	9	200	20
South Carolina	Jan. 14, 2017	W, 67-56	20-55	.364	5-20	.250	22-31	.710	13-29-42	19	67	12	20	3	10	200	34
No. 19/21 Florida *			19-54	.352	0-17	.000	15-28	.536	13-24-37	27	53	8	16	5	9	200	28
South Carolina	Jan. 18, 2017	W, 57-53	15-51	.294	4-13	.308	23-34	.676	12-29-41	28	57	8	15	6	7	200	21
at No. 5/5 Kentucky *			28-48	.583	8-20	.400	21-28	.750	8-24-32	16	85	17	17	5	6	200	47
South Carolina	Jan. 21, 2017	L, 85-69	24-58	.414	5-20	.250	16-19	.842	11-16-27	26	69	11	13	1	7	200	38
Auburn *			21-59	.356	3-21	.143	24-36	.615	16-21-37	24	69	8	19	8	7	200	27
South Carolina	Jan. 24, 2017	W, 98-69	30-61	.492	15-26	.577	23-33	.697	13-25-38	29	98	23	15	5	7	200	48
at Missouri *			20-56	.357	1-17	.059	12-17	.706	9-29-38	21	53	8	15	0	2	200	22
South Carolina	Jan. 28, 2017	W, 63-53	20-57	.351	9-25	.360	14-19	.737	11-32-43	19	63	9	14	4	6	200	26
at LSU *			24-60	.400	6-20	.300	9-14	.643	12-24-36	23	63	10	22	3	7	200	32
South Carolina	Feb. 1, 2017	W, 88-63	30-61	.492	7-21	.333	21-31	.677	11-27-38	17	88	10	14	1	10	200	50
Georgia *			24-49	.490	5-9	.556	22-28	.786	9-27-36	20	75	12	15	5	6	200	38
South Carolina	Feb. 4, 2017	W, 77-75	26-60	.433	11-24	.458	14-25	.560	12-16-28	22	77	13	8	2	9	200	38
Alabama *			30-71	.423	8-27	.296	22-33	.667	13-49-62	36	90	11	24	5	6	300	32
South Carolina	Feb. 7, 2017	L, 90-86 (4OT)	23-88	.261	5-31	.161	35-50	.700	23-29-52	26	86	7	14	2	11	300	16
at Mississippi State *			27-51	.529	11-27	.407	8-12	.667	6-25-31	27	73	12	19	4	5	200	36
South Carolina	Feb. 11, 2017	W, 77-73	27-54	.500	6-15	.400	17-29	.586	8-20-28	15	77	12	11	2	4	200	36
Arkansas *			30-56	.536	7-14	.500	16-18	.889	10-22-32	19	83	12	13	6	6	200	39
South Carolina	Feb. 15, 2017	L, 83-76	28-65	.431	6-22	.273	14-17	.824	14-15-29	18	76	15	12	4	3	200	32
at Vanderbilt *			20-45	.444	9-25	.360	22-32	.688	8-28-36	22	71	9	15	8	4	200	27
South Carolina	Feb. 18, 2017	L, 71-62	24-56	.429	1-9	.111	13-22	.591	10-23-33	22	62	7	12	1	6	200	30
at No. 13/12 Florida *			25-51	.490	9-19	.474	22-27	.815	10-24-34	21	81	13	16	4	9	200	35
South Carolina	Feb. 21, 2017	L, 81-66	22-56	.393	3-14	.214	19-22	.864	11-19-30	22	66	8	15	1	7	200	33
Tennessee *			18-54	.333	1-13	.077	18-21	.857	9-20-29	22	55	3	20	6	9	200	30
South Carolina	Feb. 25, 2017	W, 82-55	27-60	.450	9-23	.391	19-26	.731	12-23-38	19	82	15	18	6	7	200	38
Mississippi State *			20-55	.364	7-26	.269	10-12	.833	9-22-31	26	57	10	20	7	6	200	29
South Carolina	Feb. 28, 2017	W, 63-57	17-50	.340	4-19	.211	25-35	.714	13-26-39	14	63	9	16	1	10	200	32
at Ole Miss *			24-52	.462	8-17	.471	19-30	.633	9-32-41	20	75	11	17	4	3	200	42
South Carolina	March 4, 2017	L, 75-70	23-64	.359	9-30	.300	15-24	.625	13-22-35	25	70	17	12	3	8	200	31
vs. Alabama \$			22-49	.449	5-15	.333	15-21	.714	12-30-42	22	64	13	13	0	1	200	23
South Carolina	March 10, 2017	L, 64-53	18-49	.367	4-17	.235	13-23	.565	7-20-27	20	53	5	9	3	6	200	22
vs. Marquette #			25-54	.463	11-28	.393	12-14	.857	6-22-28	20	73	12	18	3	3	200	40
South Carolina	March 17, 2017	W, 93-73	35-67	.522	8-24	.333	13-19	.684	13-23-36	13	93	17	9	2	11	200	39
vs. Duke @			22-53	.415	10-27	.370	27-29	.931	10-24-34	26	81	11	18	7	6	200	30
South Carolina	March 19, 2017	W, 88-81	27-63	.429	7-22	.318	27-32	.844	15-22-37	22	88	16	11	2	8	200	23
vs. Baylor /			17-56	.304	3-13	.231	13-20	.650	15-22-37	20	50	11	16	3	6	200	22
South Carolina	March 24, 2017	W, 70-50	23-50	.460	8-20	.400	16-23	.696	11-29-40	20	70	12	16	6	7	200	37

&c - Brooklyn Hoops Holiday Invitational (Columbia, S.C.) | % - Brooklyn Hoops Holiday Invitational (Barclays Center, Brooklyn, N.Y.) | ^ - Under Armour Reunion (Madison Square Garden, New York, N.Y.) | \* - SEC contest | \$ - SEC Tournament (Nashville, Tenn.) | # - NCAA Tournament First Round (Greenville, S.C.) | @ - NCAA Tournament Second Round (Greenville, S.C.) | / - NCAA Tournament Sweet 16 (New York City)





# SOUTH CAROLINA GAMECOCKS

OVERALL: 25-10; SEC: 12-6; HOME: 15-3; AWAY: 6-5; NEUTRAL: 4-2

DATE	OPP.	W/L	SCORE	RECORD (SEC)	POINTS	REBOUNDS	ASSISTS	BLOCKS	STEALS	ATTENDANCE
Nov. 11, 2016	La Tech	W	85-76	1-0 (0-0)	Thornwell (18)	Thornwell (7)	Thornwell (6)	Silva (2)	Dozier (2)	13,334 (paid)
Nov. 13, 2016	Holy Cross &	W	81-49	2-0 (0-0)	Thornwell (20)	Silva (8)	Notice/Dozier (5)	Thornwell/Silva (2)	4 with 1	9,270 (paid)
Nov. 15, 2016	Monmouth &	W	70-69 (OT)	3-0 (0-0)	Thornwell (23)	Silva (10)	Thornwell/Notice (5)	Thornwell (3)	Notice (3)	9,779 (paid)
Nov. 18, 2016	SC State &	W	92-50	4-0 (0-0)	Thornwell (22)	Kotsar (8)	Dozier (6)	Silva (3)	Dozier (3)	10,159 (paid)
Nov. 23, 2016	25/24 Michigan	W	61-46	5-0 (0-0)	Thornwell (21)	Thornwell (10)	Gravett (4)	Thornwell (3)	Dozier (2)	13,051 (paid)
Nov. 26, 2016	vs. 18/16 Syracuse %	W	64-50	6-0 (0-0)	Thornwell/Kotsar (16)	Dozier (10)	Thornwell (5)	Keita (1)	Dozier/Thornwell (3)	8,733
Dec. 1, 2016	Vermont	W	68-50	7-0 (0-0)	Dozier (21)	Thornwell/Dozier (6)	Thornwell (9)	Silva (2)	Dozier/Thornwell (3)	11,579 (paid)
Dec. 4, 2016	FIU	W	70-54	8-0 (0-0)	Notice (27)	Dozier/Silva (7)	Felder (4)	Silva (5)	Dozier/Kotsar (4)	10,587 (paid)
Dec. 12, 2016	vs. Seton Hall ^	L	67-64	8-1 (0-0)	Dozier (20)	Silva (9)	Dozier (3)	Silva (4)	4 with 2	7,558
Dec. 17, 2016	at USF	W	77-66	9-1 (0-0)	Dozier (23)	Kotsar (9)	Dozier/Felder (5)	4 with 1	McKie (4)	2,489
Dec. 21, 2016	Clemson	L	62-60	9-2 (0-0)	Dozier (26)	Dozier/Kotsar (8)	Dozier (5)	Dozier (2)	Dozier (4)	17,026 (paid)
Dec. 27, 2016	Lander	W	90-62	10-2 (0-0)	Felder (20)	Silva/Kotsar (11)	Gravett (5)	Silva (3)	Dozier (2)	10,088 (paid)
Dec. 30, 2016	at Memphis	L	70-54	10-3 (0-0)	Dozier (13)	Silva (8)	4 with 2	Silva/Keita (1)	Keita (2)	10,812
Jan. 4, 2017	at Georgia *	W	67-61	11-3 (1-0)	Dozier (24)	Thornwell (11)	Dozier (5)	Silva/Thornwell (3)	Thornwell (6)	8,856
Jan. 7, 2017	Texas A&M *	W	79-68	12-3 (2-0)	Notice/Felder (19)	Thornwell (7)	Dozier (4)	Kotsar/Silva (1)	Thornwell (5)	14,249 (paid)
Jan. 11, 2017	at Tennessee *	W	70-60	13-3 (3-0)	Thornwell (22)	Kotsar (8)	Thornwell (4)	Silva (2)	Thornwell (4)	13,794
Jan. 14, 2017	Ole Miss *	W	67-56	14-3 (4-0)	Dozier/Silva (16)	Silva (11)	3 with 3	Kotsar (2)	Thornwell/Notice (2)	15,202 (paid)
Jan. 18, 2017	19/21 Florida *	W	57-53	15-3 (5-0)	Thornwell (20)	Kotsar (9)	Felder (3)	Silva (2)	Thornwell/Notice (2)	15,638 (paid)
Jan. 21, 2017	at 5/5 Kentucky *	L	85-69	15-4 (5-1)	Thornwell (34)	Thornwell (6)	McKie (4)	Thornwell (1)	Keita (2)	24,389
Jan. 24, 2017	Auburn *	W	98-69	16-4 (6-1)	Notice (27)	Thornwell/Kotsar (8)	Thornwell (5)	Thornwell/Notice (2)	Thornwell (2)	14,356 (paid)
Jan. 28, 2017	at Missouri *	W	63-53	17-4 (7-1)	Thornwell (16)	Thornwell (11)	4 with 2	4 with 1	Thornwell (2)	6,891
Feb. 1, 2017	at LSU *	W	88-63	18-4 (8-1)	Notice/Dozier (17)	Silva (8)	Dozier (4)	Thornwell (1)	Thornwell/Notice (2)	6,478
Feb. 4, 2017	Georgia *	W	77-75	19-4 (9-1)	Dozier (21)	Kotsar/Thornwell (7)	Notice/Dozier (3)	Kotsar/Dozier (1)	Thornwell/McKie (3)	18,000 (paid)
Feb. 7, 2017	Alabama *	L	90-86 (4OT)	19-5 (9-2)	Thornwell (44)	Thornwell (21)	Thornwell/Dozier (2)	Silva (2)	Dozier (4)	14,450 (paid)
Feb. 11, 2017	at Miss. State *	W	77-73	20-5 (10-2)	Thornwell (28)	Kotsar/Notice (5)	Thornwell (4)	Thornwell/Notice (1)	4 with 1	7,635
Feb. 15, 2017	Arkansas *	L	83-76	20-6 (10-3)	Thornwell (27)	Silva (8)	Dozier (6)	Kotsar/Thornwell (2)	3 with 1	13,001 (paid)
Feb. 18, 2017	at Vanderbilt *	L	71-62	20-7 (10-4)	Thornwell (21)	Dozier (7)	Notice (3)	Silva (1)	Thornwell/Notice (3)	10,471
Feb. 21, 2017	at No. 13/12 Florida *L	L	81-66	20-8 (10-5)	Thornwell (23)	Thornwell (10)	Dozier (3)	Keita (1)	Thornwell (3)	11,051
Feb. 25, 2017	Tennessee *	W	82-55	21-8 (11-5)	Dozier (19)	Silva/Thornwell 96)	Dozier (4)	Kotsar (2)	Silva/Notice (2)	16,117 (paid)
Feb. 28, 2017	Miss. State *	W	63-57	22-8 (12-5)	Thornwell (22)	Silva (11)	Notice (4)	Thornwell (1)	Dozier (3)	15,230 (paid)
March 4, 2017	at Ole Miss *	L	75-70	22-9 (12-6)	Thornwell (25)	Dozier (9)	Thornwell/Gravett (6)	3 with 1	Thornwell/Silva (2)	7,161
March 10, 2017	vs. Alabama \$	L	64-53	22-10 (12-6)	Thornwell (16)	Silva/Dozier (5)	Dozier (2)	Silva (2)	Thornwell/Dozier (2)	18,130
March 17, 2017	vs. Marquette #	W	93-73	23-10 (12-6)	Thornwell (29)	Thornwell (11)	Dozier/McKie (4)	Thornwell (2)	Kotsar/Thornwell (3)	14,180
March 19, 2017	vs. Duke @	W	88-81	24-10 (12-6)	Thornwell (24)	Silva (10)	Thornwell (5)	Silva (2)	Notice (3)	14,216
March 24, 2017	vs. Baylor /	W	70-50	25-10 (12-6)	Thornwell (24)	Silva (7)	Notice (4)	3 with 2	Thornwell/Dozier (2)	20,047

& - Brooklyn Hoops Holiday Invitational (Columbia, S.C.) | % - Brooklyn Hoops Holiday Invitational (Barclays Center, Brooklyn, N.Y.) | ^ - Under Armour Reunion (Madison Square Garden, New York, N.Y.) | \* - indicates SEC game | \$ - SEC Tournament (Nashville, Tenn.) | # - NCAA Tournament First Round (Greenville, S.C.) | @ - NCAA Tournament Second Round (Greenville, S.C.) | / - NCAA Tournament Sweet 16 (New York City)

## 2016-17 GAME-BY-GAME STARTING LINEUPS

OPPONENT, RESULT	GUARD (1)	GUARD (2)	GUARD (3)	FORWARD (4)	FORWARD (4)
La Tech, W	Dozier	Notice	Thornwell	Kotsar	Silva
Holy Cross, W	Dozier	Notice	Thornwell	Kotsar	Silva
Monmouth, W	Dozier	Notice	Thornwell	Kotsar	Silva
SC State, W	Dozier	Notice	Thornwell	Kotsar	Silva
Michigan, W	Dozier	Notice	Thornwell	Kotsar	Silva
vs. Syracuse, W	Dozier	Notice	Thornwell	Kotsar	Silva
Vermont, W	Dozier	Notice	Thornwell	Kotsar	Silva
FIU, W	Dozier	McKie	McKie	Kotsar	Silva
vs. Seton Hall, L	Dozier	McKie	McKie	Kotsar	Silva
at USF, W	Dozier	McKie	McKie	Kotsar	Silva
Clemson, L	Dozier	McKie	McKie	Kotsar	Silva
Lander, W	Dozier	McKie	McKie	Kotsar	Silva
at Memphis, L	Dozier	McKie	McKie	Kotsar	Silva
at Georgia, W	Dozier	Notice	Thornwell	Kotsar	Silva
Texas A&M, W	Dozier	Notice	Thornwell	Kotsar	Silva
at Tennessee, W	Dozier	Notice	Thornwell	Kotsar	Silva
Ole Miss, W	Dozier	Notice	Thornwell	Kotsar	Silva
Florida, W	Dozier	Notice	Thornwell	Kotsar	Silva
at Kentucky, L	Felder	Notice	Thornwell	Kotsar	Silva
Auburn, W	Dozier	Notice	Thornwell	Kotsar	Silva
at Missouri, W	Dozier	Notice	Thornwell	Kotsar	Silva
at LSU, W	Dozier	Notice	Thornwell	Kotsar	Silva
Georgia, W	Dozier	Notice	Thornwell	Kotsar	Silva
Alabama, L	Dozier	Notice	Thornwell	Kotsar	Silva
at Miss State, W	Dozier	Notice	Thornwell	Kotsar	Silva
Arkansas, L	Dozier	Notice	Thornwell	Kotsar	Silva
at Vanderbilt, L	Dozier	Notice	Thornwell	Kotsar	Silva
at Florida, L	Dozier	Notice	Thornwell	Kotsar	Silva
Tennessee, W	Dozier	Notice	Gravett	Thornwell	Silva
Mississippi State, W	Dozier	Notice	McKie	Thornwell	Silva
at Ole Miss, L	Dozier	Notice	Gravett	Thornwell	Silva
vs. Alabama, L	Dozier	Notice	Gravett	Thornwell	Silva
vs. Marquette, W	Dozier	Notice	Thornwell	Kotsar	Silva
vs. Duke, W	Dozier	Notice	Thornwell	Kotsar	Silva
vs. Baylor, W	Dozier	Notice	Thornwell	Kotsar	Silva

**EXB - SOUTH CAROLINA 107, NEWBERRY 89**  
**NOV. 6, 2016/COLONIAL LIFE ARENA**

**COLUMBIA, S.C.** - South Carolina opened its 2016-17 season with a 107-89 exhibition win over Newberry College on Sunday afternoon at Colonial Life Arena. Carolina shot 50.0 percent from the field in the game en route to its offensive outburst. Senior guard Sindarius Thornwell led all players with 34 points on 13-of-24 shooting. The Lancaster, S.C., native, recorded a double-double with 11 rebounds, which led the team. He also led the team with five assists and five blocks.

South Carolina jumped out to a 12-point lead in the first half with 11:23 left, but Newberry would keep the game competitive forcing 12 turnovers and knocking down 10 shots from deep. Thornwell led all scorers at the break with 16 points on 6-of-10 shooting. He also led the team with five rebounds. Carolina shot 51.5 percent from the field as they headed to halftime with a 53-46 lead.

The Gamecocks opened the second half on a 29-11 run, building their lead to 81-57. Thornwell (10 points) and sophomore guard PJ Dozier (nine points) helped fuel the scoring outburst with 26 of those points. Dozier finished tied for second on the team with 17 points. Senior guard Duane Notice, last season's SEC Sixth Man of the Year, also poured in 17 points. Notice was 4-for-9 from behind the arc.

Carolina's defense ramped up in the second half holding Newberry to a 42.1 field goal percentage. The Gamecocks forced 21 turnovers in the game and out-rebounded the Wolves 52-33. Newberry, who looked to run all game with a smaller lineup, would finish the game with 39 attempts from three-point range.

With the win, South Carolina remains unbeaten in five career exhibition contests under the direction of Head Coach Frank Martin.

**EXHIBITION**



**Official Basketball Box Score – Game Totals – Final Statistics**  
**Newberry vs South Carolina**  
11/16/16 6:30 p.m. at Columbia, S.C. (Colonial Life Arena)

**Newberry 89 • 0-0**

#	Player	Total		3-Ptr		Rebounds		PF	TP	A	T	Blk	Stl	Min
		FG	FGA	FG	FGA	FT	FTA							
02	Quaman Burton	g	0-3	0-1	2-2	1	3	4	1	2	3	3	0	17
04	Rob Valentine	g	3-6	2-4	0-0	1	0	1	3	8	0	1	0	17
15	Xavier Hill	g	2-6	0-2	1-1	1	1	2	2	5	1	2	0	16
20	D.J. Copeland	g	3-6	2-4	0-0	1	1	2	2	8	4	0	0	16
30	James Stepp	g	5-12	3-8	0-0	1	1	2	0	13	0	3	0	17
00	Gerald Evans	g	2-5	1-1	0-0	1	3	4	0	5	3	5	0	13
01	Musah Sackor	g	0-2	0-0	0-0	1	0	1	2	0	0	1	1	4
03	Marshall Lange	g	4-11	3-7	0-0	0	4	4	2	11	2	2	0	23
05	Sikander Nielsen	g	5-8	2-4	1-1	0	2	2	3	13	2	2	0	23
08	Luke Gibson	g	0-0	0-0	0-0	0	0	0	0	0	0	0	0	1
12	Jamaal Satisfield	g	4-5	1-1	1-3	1	4	5	3	10	0	0	0	13
22	Mason Speare	g	4-8	4-8	0-0	0	3	3	2	12	2	0	1	23
23	Amp Moore	g	1-3	0-0	0-0	0	1	1	2	2	1	1	0	7
Team						1	2							
Totals			33-75	18-40	5-7	9	24	33	22	89	18	21	2	111

FG % 1st Half:	17-37	45.9%	2nd Half:	16-38	42.1%	Game:	33-75	44.0%	Deadball Rebounds	1
3FG % 1st Half:	10-22	45.5%	2nd Half:	8-18	44.4%	Game:	18-40	45.0%		
FT % 1st Half:	2-2	100.0	2nd Half:	3-5	60.0%	Game:	5-7	71.4%		

**South Carolina 107 • 0-0**

#	Player	Total		3-Ptr		Rebounds		PF	TP	A	T	Blk	Stl	Min
		FG	FGA	FG	FGA	FT	FTA							
21	KOTSAR, Maik	f	2-3	0-0	1-2	1	2	3	0	5	2	0	0	17
30	SILVA, Chris	f	2-3	0-0	0-0	3	3	6	5	4	1	3	1	10
00	THORNWELL, Sindarius	g	13-24	2-8	6-6	6	5	11	1	34	5	3	5	27
10	NOTICE, Duane	g	5-13	4-10	3-3	0	5	5	0	17	2	1	0	36
05	DOZIER, PJ	g	7-16	0-2	3-3	1	3	4	0	17	3	3	0	37
02	GRAVETT, Hassani	g	1-3	0-0	2-2	0	1	1	1	4	3	2	1	14
05	BLANTON, TeMarcus	g	3-8	2-3	0-0	2	1	3	1	8	0	1	0	13
12	GUEYE, Khadim	g	2-2	0-0	2-5	1	6	7	2	6	1	1	0	20
20	MCKIE, Justin	g	3-5	1-2	2-2	4	2	6	1	9	4	3	0	19
31	HOLLIMAN, Jarrell	g	1-1	0-0	1-2	1	2	3	0	3	0	1	0	1
Team			0	0	3	3								
Totals			39-78	9-25	20-25	19	33	52	11	107	21	18	7	200

FG % 1st Half:	17-33	51.5%	2nd Half:	22-45	48.9%	Game:	39-78	50.0%	Deadball Rebounds	1,1
3FG % 1st Half:	5-11	45.5%	2nd Half:	4-14	28.6%	Game:	9-25	36.0%		
FT % 1st Half:	14-17	82.4%	2nd Half:	6-8	75.0%	Game:	20-25	80.0%		

**Officials:** Olandis Poole, Garrick Shannon, Roger Ayers  
**Technical fouls:** Newberry=None, South Carolina=None.  
**Attendance:** 13344  
**Exhibition contest**

Score by periods	1st	2nd	Total
Newberry	46	43	89
South Carolina	53	54	107

**Last FG -** NBV 2nd-00:02, SC 2nd-02:27.  
**Largest lead -** NBV by 2 1st-15:39, SC by 28 2nd-11:05.  
**NBV led for** 00:12, SC led for 37:19, Game was tied for 02:29.

Score tied - 2 times.  
Lead changed - 2 times.

**GAME 1 - SOUTH CAROLINA 85, LA TECH 76**  
**NOV. 11, 2016/COLONIAL LIFE ARENA**

**COLUMBIA, S.C.** - The South Carolina men's basketball team (1-0) opened the 2016-17 regular season with an 85-76 victory over Louisiana Tech (0-1) Friday night. Four Gamecock starters were in double-figures, led by senior guard Sindarius Thornwell, who poured in 18 points. The Lancaster, S.C., native filled up the stat sheet leading the team in rebounds (7) and assists (6).

Senior guard Duane Notice (17), sophomore guard PJ Dozier (17) and sophomore forward Chris Silva (11) were the other South Carolina starters in double figures. Dozier's 17 points were a new career-high.

The Gamecocks jumped out to a 7-2 lead to start the game behind five points from Dozier. The Gamecocks extended their lead to 16-6 after Thornwell hit a 3-pointer with 12:49 left in the first half.

South Carolina's half court defense was suffocating in the first 10 minutes, as they held the Bulldogs to 29 percent shooting from the field. Louisiana Tech finished half one 11-of-29 from the field (37.9 percent).

The Bulldogs closed the gap to 18-16 with 10:24 left, but Carolina pushed the lead back to nine at 36-27 with 2:36 to play in the half after back-to-back 3s from senior guard Justin McKie and sophomore guard Hassani Gravett.

Gravett ended the first half with an exclamation point as he tipped in a Notice 3-point miss at the buzzer. Carolina led 42-31 at the break as the, Villa Rica, Ga. native's, tip-in gave the team its biggest lead of the first half at 11.

Thornwell led all scorers at halftime with nine points on 4-of-8 shooting. He also had five rebounds and three assists. Junior forward Ran Tut had a nice first half off the bench, dropping four points and tying for the team lead in rebounds with five. Notice had eight points, Dozier seven and Gravett seven to round out Carolina's scoring in the opening period. Carolina out-rebounded La Tech 22-18 in half one.

In the second half, the Bulldogs cut the deficit to seven with 14:13 left after a 3-pointer by sophomore guard Derric Jean from the right wing. La Tech's Jacobi Boykins stole the ball at half court finishing with an emphatic dunk at the other end to cut the lead to 59-54. He was whistled for a technical foul after the play. Notice missed both free throws but Silva put the Gamecocks back up by seven after a dunk on the ensuing possession off a great dish from Gravett.

La Tech's Daquan Bracy would cut the lead to four at 65-61, knocking down a 3-pointer with 7:58 left. Thornwell would answer the basket with a fast break 3 of his own from the left corner to put Carolina back up seven with 5:56 on the clock. The Bulldogs answered, but Silva increased the lead to nine with a 3-point play with 4:31 left after beating Jean to the hole for the and-one bucket.

Thornwell and Silva again halted La Tech's momentum after bringing Colonial Life Arena to its feet with two straight transition dunks, pushing the lead to 80-70 with 2:37 left, and the Gamecocks would close the nine-point win.

**GAME 1**



**Official Basketball Box Score – Game Totals – Final Statistics**  
**Louisiana Tech vs South Carolina**  
11/11/16 6:30 p.m. ET at Columbia, S.C. (Colonial Life Arena)

**Louisiana Tech 76 • 0-1**

#	Player	Total		3-Ptr		Rebounds		PF	TP	A	T	Blk	Stl	Min
		FG	FGA	FG	FGA	FT	FTA							
22	MCCRAE, Erik	f	1-9	0-4	6-8	2	2	4	4	8	1	2	0	31
24	SHERMAN, Omar	f	6-9	0-2	0-0	0	7	7	2	12	0	1	2	32
00	BOYKINS, Jacobi	g	4-7	2-4	4-7	1	1	2	5	14	0	1	0	30
01	JEAN, Derric	g	4-11	2-3	8-9	3	2	5	4	18	1	4	0	33
25	DAVIS, Qydrar	g	2-4	1-3	0-0	0	0	0	3	5	0	3	0	26
03	HARRIS, Jalen	g	2-7	0-2	2-2	0	3	3	4	6	2	2	1	38
04	BRACEY, DaQuan	g	5-7	2-2	0-2	0	1	1	5	12	2	0	0	23
05	WHITE, Joniah	g	0-2	0-0	1-2	3	0	3	1	1	0	0	1	8
22	WASHINGTON, Jy'lan	g	0-0	0-0	0-0	0	0	0	0	0	1	0	0	0+
25	POWELL, Oliver	g	0-0	0-0	0	0	4	4	0	0	1	0	2	9
Team			0	0	0	0								
Totals			24-55	7-20	21-30	9	20	29	28	76	8	14	4	200

FG % 1st Half:	11-29	37.9%	2nd Half:	13-26	50.0%	Game:	24-55	43.6%	Deadball Rebounds	6,1
3FG % 1st Half:	0-7	0.0%	2nd Half:	7-13	53.8%	Game:	7-20	35.0%		
FT % 1st Half:	9-14	64.3%	2nd Half:	12-16	75.0%	Game:	21-30	70.0%		

**South Carolina 85 • 1-0**

#	Player	Total		3-Ptr		Rebounds		PF	TP	A	T	Blk	Stl	Min
		FG	FGA	FG	FGA	FT	FTA							
21	KOTSAR, Maik	f	2-2	0-0	0-3	1	1	2	4	4	0	0	0	14
30	SILVA, Chris	f	4-6	0-0	3-5	0	2	2	4	11	0	1	2	18
00	THORNWELL, Sindarius	g	7-16	2-4	2-2	1	6	7	4	18	6	6	1	32
10	NOTICE, Duane	g	4-7	3-6	6-8	0	1	1	0	17	3	3	0	29
15	DOZIER, PJ	g	5-9	2-3	5-6	0	4	4	3	17	2	2	0	30
02	GRAVETT, Hassani	g	3-7	1-2	0-2	2	1	3	0	7	2	1	0	24
05	GUEYE, Khadim	g	0-0	0-0	0-0	0	0	3	0	3	0	1	0	1
14	TUT, Ran	g	2-5	0-1	0-0	2	4	6	0	4	1	0	1	19
20	MCKIE, Justin	g	1-3	1-2	0-0	1	4	5	0	3	1	1	0	19
31	HOLLIMAN, Jarrell	g	2-2	0-0	0-0	0	0	0	2	4	1	0	0	14
Team			3	2	5									
Totals			30-57	9-18	16-26	10	25	35	20	85	16	15	4	200

FG % 1st Half:	16-36	44.4%	2nd Half:	14-21	66.7%	Game:	30-57	52.6%	Deadball Rebounds	6
3FG % 1st Half:	6-13	46.2%	2nd Half:	3-5	60.0%	Game:	9-18	50.0%		
FT % 1st Half:	4-5	80.0%	2nd Half:	12-21	57.1%	Game:	16-26	61.5%		

**Officials:** Tony Greene, Glenn Todd, Todd Austin  
**Technical fouls:** Louisiana Tech=BOYKINS, Jacobi, South Carolina=None.  
**Attendance:** 13344  
**2016-17 Season Opener**

Score by periods	1st	2nd	Total
Louisiana Tech	31	45	76
South Carolina	42	43	85

**Last FG -** TECH 2nd-00:16, SC 2nd-00:49.  
**Largest lead -** TECH by 1 1st-19:39, SC by 15 2nd-17:54.  
**TECH led for** 01:19, SC led for 38:20, Game was tied for 00:21.

Score tied - 0 times.  
Lead changed - 0 times.

**GAME 2 - SOUTH CAROLINA 81, HOLY CROSS 49**  
**NOV. 13, 2016/COLONIAL LIFE ARENA**

**COLUMBIA, S.C.** - South Carolina (2-0) picked up its second win of the season Sunday night at Colonial Life Arena after an 81-49 victory versus Holy Cross (0-1). The Gamecock defense limited the Crusaders to just 17 second half points and 30 percent shooting (6-20) from the field in the half. Carolina senior guard Sindarius Thornwell had 20 points to lead all scorers.

After trailing 4-3 early in the game, Carolina went on a 9-0 run after a put-back dunk by sophomore Chris Silva that put the Gamecocks up 12-4. Senior guard Justin McKie extended the early lead to 10 after a transition layup put Carolina ahead 18-8 with 11:56 to go in the first half. McKie's layup forced Crusader Head Coach Bill Carmody to take a timeout after his team started the game 2-for-11 from the field (18.1 percent).

After the timeout, freshman guard Rakym Felder hit a 3-pointer from the top of the key to put the Gamecocks up 24-13. Carolina started the game on fire from the field, hitting 10-of-14 shots, good for 71.4 percent.

Holy Cross cut the lead to five at the 7:08 mark, but Thornwell answered with a post up bucket from the left block to put the Gamecocks up 33-26. Senior guard Duane Notice then hit a 3 on the team's next possession, putting Carolina up 10, 36-26, with 3:03 left in the opening half.

Senior guard PJ Dozier hit his third 3 of the first half from the left wing with 1:29 left to put the Gamecocks up 15. Holy Cross answered with a 3-point bucket of its own. The teams exchanged 3s again on their next possessions, as Thornwell hit from deep for Carolina and Robert Champion, the Crusaders' leading scorer from a year ago, hit one for Holy Cross. Champion's 3 cut the deficit to 12 just before the half with Carolina leading 44-32.

Thornwell led all scorers at the break with 14. Dozier was the second-leading scorer on the stat sheet with 13 first-half points for the Gamecocks. Notice had four assists to lead all players. Carolina shot 58.3 percent in the opening period, including going 8-of-13 from deep. Champion, and forward Malachi Alexander, each scored 12 points for the Crusaders to account for 24 of the team's 32 first-half points.

GAME 3 - SOUTH CAROLINA 70, MONMOUTH 69  
NOV. 15, 2016/COLONIAL LIFE ARENA

COLUMBIA, S.C. - PJ Dozier scored the game-winning jumper on a lob from Duane Notice as time expired in overtime Tuesday night at Colonial Life Arena to power South Carolina (3-0) to a 70-69 non-conference win over Monmouth (1-1). Senior guard Sindarius Thornwell led all scorers for the third-straight game with 23 points. He also had nine rebounds and five assists.

Tonight's game marks Carolina's third game in five days to open the 2016-17 season. Carolina got off to a fast start, opening the game on a 13-0 run. Thornwell and Notice each hit 3s as the Gamecocks opened the game 4-of-7 from the field. Monmouth started the game 0-for-9 and didn't get its first bucket until 13:12 left in the first half.

South Carolina pushed its run to 17-2 just before the second media timeout on a Chris Silva made free throw. The Gamecocks went 9-for-13 from the charity stripe in the first 10 minutes, after a pair of Notice free throws made the score 19-2.

The Hawks would battle back into the game, cutting the lead to 19-7 with 7:35 left in the opening period, after taking advantage of an 0-for-11 field-goal drought for Carolina that lasted over 10 minutes. Redshirt-sophomore guard TeMarcus Blanton ended the drought after knocking down a 3 to push the Carolina lead to 22-7 with 6:59 left in the half.

Monmouth went on a 6-0 run to cut the lead to nine at 22-13, but the Gamecocks remained ahead 26-13 after back-to-back buckets by senior guard Justin McKie. The Hawks scored the final two baskets of the half to make it 29-22 as the teams headed to the locker room.

Both teams struggled shooting the ball for long stretches in the first half. Monmouth finished the first half 7-for-30 (23.3 percent), while South Carolina shot 8-of-30, good for 26.7 percent.

The Gamecocks started the second half much like half one, going on an 11-0 run after knocking down 4-of-7 shots from the field (57.1 percent). They led 38-22 at the first media timeout. Thornwell (4) and Notice (5) tallied nine of the 11 points on the run.

The Hawks started half two 2-of-9 (22.2 percent) from the field, but then went on a 16-2 run, holding Carolina scoreless for nearly five minutes before a Silva reverse lay-in. McKie and Notice each hit 3s in the stretch to make it 50-46, but the Hawks got back within two at the under-eight media timeout. Monmouth took its first lead at 52-50 with 6:52 left after a put-back lay-in by big man Diago Quinn.

Thornwell scored five straight points to put the Gamecocks back ahead, 55-52, forcing a timeout by head coach King Rice with 5:45 remaining in the second half. Monmouth then had a four-minute field goal drought before scoring four-straight to tie it up at 58-58 with 1:23 remaining. A pair of Thornwell free throws put Carolina ahead by two with 31.7 seconds left, but Micah Seaborn answered for the Hawks with two free throws of his own to tie the score again.

The Gamecocks turned it over off an inbounds play with eight seconds left. Monmouth got a shot off from the right wing, but Thornwell skied high to block it. Carolina got the ball back with .07 seconds left. Dozier launched a half-court heave from the left side that rimmed in-and-out and the game headed to overtime tied at 60.

Dozier, who did not score in regulation, scored six of the team's 10 points in overtime, to propel Carolina to victory. Thornwell scored the other four points from the free throw line. Nine of his 23 points came from the charity stripe Tuesday night. Notice (15) and Silva (10) joined Thornwell in double-figures. Silva tallied his first career double-double after leading the team with 10 rebounds.

The Hawks finished the game with four players in double-figures. Chris Brady led the way with 17 points and 10 rebounds. Jc'Lon Hornbeak (14), Micah Seaborn (11) and Justin Robinson (11) were also in double-figures for Monmouth. The Gamecocks held Robinson, who was the unanimous selection for MAAC Preseason Player of the Year, to just 2-of-13 shooting.

GAME 3



Official Basketball Box Score - Game Totals - Final Statistics  
Monmouth vs South Carolina  
11/15/16 6:30 p.m. ET at Columbia, S.C. (Colonial Life Arena)

Monmouth 69 • 1-1

#	Player	Total		3-Ptr		Rebounds		PF	TP	A	TO	Blk	Stl	Min
		FG	FGA	FG	FGA	FT	FTA							
43	Brady, Chris	c	7-10	0-1	3-4	4	6	10	3	17	0	2	0	32
00	Hanks, Josh	g	1-5	0-0	0-0	0	1	1	4	2	1	2	0	29
10	Seaborn, Micah	g	2-12	1-6	6-8	1	4	5	0	12	2	1	1	39
11	Hornbeak, Jc'Lon	g	3-12	1-5	7-7	4	5	9	4	14	2	0	1	31
12	Robinson, Justin	g	2-13	2-9	5-6	0	2	2	4	11	4	5	0	38
01	Sarr, Pierre	g	2-2	0-0	0-0	0	2	2	2	4	0	1	0	15
14	Traore, Mustapha	g	0-0	0-0	0-0	0	0	0	0	1	0	0	0	3
23	Tilghman, Austin	g	0-0	0-0	0-0	0	1	1	2	0	0	4	0	15
30	Stewart, Collin	g	2-8	2-7	0-0	0	0	0	1	6	1	1	0	20
32	Quinn, Diago	g	1-1	0-0	2-2	1	1	2	3	4	0	0	0	4
44	Ibiezugbe, Sam	g	0-2	0-0	0-0	3	3	6	0	0	1	2	0	9
Team						2	1	3						
Totals			20-65	6-28	33-57	15	26	41	24	69	10	18	4	225

FG % 1st Half:	7-30	23.3%	2nd half:	10-29	34.5%	OT:	3-6	50.0%	Game:	20-65	30.8%	Deadball Rebounds	2.4
3FG % 1st Half:	2-13	15.4%	2nd half:	3-14	21.4%	OT:	0-1	100.0	Game:	6-28	21.4%		
FT % 1st Half:	6-8	75.0%	2nd half:	15-16	93.8%	OT:	2-3	66.7%	Game:	23-27	85.2%		

South Carolina 70 • 3-0

#	Player	Total		3-Ptr		Rebounds		PF	TP	A	TO	Blk	Stl	Min
		FG	FGA	FG	FGA	FT	FTA							
21	KOTSAR, Maik	f	2-5	0-0	0-0	0	1	2	4	1	1	0	0	26
30	SILVA, Chris	f	3-5	2-0	4-6	4	6	10	5	10	0	2	2	21
00	THORNWELL, Sindarius	g	6-18	2-5	9-11	3	6	9	2	23	5	3	3	41
10	NOTICE, Duane	g	5-13	3-8	2-2	2	1	3	1	15	5	3	0	41
15	DOZIER, PJ	g	3-10	0-2	0-0	0	2	2	2	6	2	3	0	30
02	GRAVETT, Hassani	g	0-3	0-0	0-2	0	2	2	2	0	1	3	0	18
04	FELDER, Rakyim	g	0-1	0-0	0-0	0	0	0	0	0	0	1	0	4
05	BLANTON, TeMarcus	g	1-3	1-2	1-2	1	3	4	0	4	0	1	0	7
12	GUEYE, Khadim	g	0-0	0-0	0-0	0	0	0	2	0	0	1	0	1
20	MCKIE, Justin	g	3-10	1-6	1-2	2	4	6	2	8	0	2	0	27
31	HOLLIMAN, Jarrell	g	0-0	0-0	0-0	1	1	2	2	0	1	0	0	9
Team						2	4	6						
Totals			23-68	7-23	17-25	16	30	46	22	70	15	20	5	225

FG % 1st Half:	9-30	30.0%	2nd half:	12-32	37.5%	OT:	3-6	50.0%	Game:	23-68	33.8%	Deadball Rebounds	7.2
3FG % 1st Half:	3-13	23.1%	2nd half:	4-12	33.3%	OT:	0-1	0.0%	Game:	7-23	30.4%		
FT % 1st Half:	10-15	66.7%	2nd half:	3-6	50.0%	OT:	4-4	100.0	Game:	17-25	68.0%		

Officials: Ted Valentine, Vladimir Voyard-Tadal, William Covington  
Technical fouls: Monmouth-None. South Carolina-None.  
Attendance: 9779

Score by periods	1st	2nd	OT	Total
Monmouth	22	38	9	69
South Carolina	29	31	10	70

Last FG - MON OT:01:02. SC OT:00:00.  
Largest lead - MON by 2 2nd:06:52. SC by 18 2nd:15:23.  
MON led for 01:45. SC led for 39:22. Game was tied for 03:53.

Score tied - 7 times.  
Lead changed - 6 times.

GAME 4 - SOUTH CAROLINA 90, SC STATE 52  
NOV. 18, 2016/COLONIAL LIFE ARENA

COLUMBIA, S.C. - South Carolina (4-0) picked up a non-conference home win Friday night after downing South Carolina State (1-2) 92-50. Senior guard Sindarius Thornwell led all scorers for the fourth-straight game with 22 points (8-of-15 from the field). It was Thornwell's third 20-point game of the season.

Carolina went to the first media timeout up 11-3, after starting the game 5-of-7 from the field. The Bulldogs cut the lead to 13-8 after an Edward Stephens 3. The Gamecocks then held the Bulldogs scoreless for the next 3:25 (14:44 to 11:19). Two Khadim Gueye free throws and a jumper by Maik Kotsar pushed the lead back to nine at 13-8 at the 13:44 mark in the opening period.

In the first 10 minutes, Carolina held SC State to just 29 percent shooting (4-of-14). The Gamecocks were the exact opposite, starting the game shooting 59 percent from the field (10-for-17).

Kotsar put Carolina up 25-11 after a nifty reverse layup with 8:56 left in the opening half to force Bulldogs head coach Murray Garvin to take his first timeout of the game. After the timeout, the Gamecocks went on a 10-2 run after 3s from sophomore guard PJ Dozier and r-sophomore guard Hassani Gravett.

Thornwell pushed the lead to 40-18 after knocking down a corner 3 with five minutes left to play in the opening half. The Lancaster, S.C. native, then hit another 3 with 1:46 left to push Carolina's lead to 45-23. The 3 gave him 16 first-half points, which led all scorers. The Gamecocks ended the half on a 5-0 run to take a 50-25 lead at the break. Kotsar had eight points at the break and led the team with seven rebounds. The Bulldogs did not connect for a field goal the final 2:41 of the first half and finished 9-for-28 (32 percent) from the field.

Carolina continued to build on its lead in the second half. Kotsar hit double-figures for the first time in career with 16:54 left in the game after a put back lay-in off a Thornwell miss. The lay-in opened up a 30-point lead for the home team, 60-30.

The Gamecocks would lead by 26 or more for the rest of the night.

Kotsar, a native of Tallin, Estonia, finished the game with 15 points and eight rebounds. He was a perfect 7-of-7 from the field.

Chris Silva also was in double-figures with 11 points. He also had seven rebounds, including four on the offensive end.

Eric Eaves, the Bulldogs leading returner scorer, finished with a game-high 14 points for SC State.

GAME 4



Official Basketball Box Score - Game Totals - Final Statistics  
SC State vs South Carolina  
11/18/16 6:30 p.m. ET at Columbia, S.C. (Colonial Life Arena)

SC State 50 • 1-2

#	Player	Total		3-Ptr		Rebounds		PF	TP	A	TO	Blk	Stl	Min
		FG	FGA	FG	FGA	FT	FTA							
02	RILEY,Tashombe	f	3-8	0-1	4-6	1	1	2	3	10	0	0	0	26
24	KINARD,Jan	f	1-5	0-1	2-5	1	5	6	4	0	3	0	0	27
03	MORTIMER,Greg	g	1-6	0-1	2-2	2	2	0	4	4	2	2	0	28
10	RICHARDSON, "JJ" Jam	g	2-11	1-2	0-0	1	3	4	1	5	0	3	0	21
22	EAVES,"EJ" Eric	g	6-11	3-6	3-4	0	1	2	18	3	2	0	1	28
00	JONES,"LB" Earnest	g	0-0	0-0	0-0	0	0	0	0	0	0	0	0	2
21	STEPHENS,Edward	g	1-4	1-3	2-2	0	3	3	1	5	1	2	0	23
05	FIELDS,Qzante	g	0-0	0-0	0-0	0	0	0	4	0	1	0	0	7
11	POWELL, Raynor Janai	g	1-2	0-0	0-0	0	0	0	1	2	0	1	0	15
20	WILLIAMS,Bobby	g	0-0	0-0	0-0	0	1	1	0	0	0	0	0	3
21	BOTTENBERG,David	g	0-1	0-0	0-0	0	0	0	0	0	0	0	0	1
34	REID,Jaylen	g	1-1	0-0	0-0	0	0	0	2	2	0	0	0	10
35	APPLEWHITE,Damani	g	0-3	0-0	0-2	0	0	0	1	0	0	1	0	7
Team						3	2	5						
Totals			16-52	5-14	13-21	8	16	24	19	50	6	14	1	200

FG % 1st Half:	9-28	32.1%	2nd half:	7-24	29.2%	Game:	16-52	30.8%	Deadball Rebounds	6.1
3FG % 1st Half:	3-8	37.5%	2nd half:	2-6	33.3%	Game:	5-14	35.7%		
FT % 1st Half:	4-6	66.7%	2nd half:	9-15	60.0%	Game:	13-21	61.9%		

South Carolina 92 • 4-0

#	Player	Total		3-Ptr		Rebounds		PF	TP	A	TO	Blk	Stl	Min
		FG	FGA	FG	FGA	FT	FTA							
21	KOTSAR, Maik	f	7-7	0-0	1-3	4	4	8	1	15	1	0	2	23
30	SILVA, Chris	f	3-5	0-0	5-5	3	4	7	2	11	0	1	3	14
00	THORNWELL, Sindarius	g	8-15	2-6	4-4	2	3	5	2	22	1	2	0	25
10	NOTICE, Duane	g	1-5	1-5	2-2	0	0	0	1	5	4	3	0	25
15	DOZIER, PJ	g	2-7	2-4	2-2	0	2	2	1	8	6	1	0	31
02	GRAVETT, Hassani	g	3-6	2-4	0-0	0	2	2	8	1	0	0	0	16
04	FELDER, Rakyim	g	4-7	1-2	0-1	1	3	4	3	9	2	3	2	17
12	GUEYE, Khadim	g	1-3	0-0	1-3	0	0	0	6	0	0	2	0	17
13	CORCHIANI, Tommy	g	0-0	0-0	0-0	0	1	2	0	0	0	0	0	3
14	TUT, Ran	g	1-2	0-0	0-0	1	2	3	0	2	0	0	0	7
20	MCKIE, Justin	g	3-6	0-2	0-0	1	3	4	1	6	2	0	0	21
25	SCHMITT, Christian	g	0-1	0-1	0-0	0	0	0	0	0	2	0	0	3
31	HOLLIMAN, Jarrell	g	0-1	0-0	0-0	0	1	2	0	0	0	0	0	8
Team						3	2	5			1			
Totals			33-65	8-24	18-21	17	30	47	17	92	17	13	9	200

FG % 1st Half:	19-34	55.9%	2nd half:	14-31	45.2%	Game:	33-65	50.8%	Deadball Rebounds	1
3FG % 1st Half:	6-14	42.9%	2nd half:	2-10	20.0%	Game:	8-24	33.3%		
FT % 1st Half:	6-8	75.0%	2nd half:	12-13	92.3%	Game:	18-21	85.7%		

Officials: Tim Gattis, Ray Natelli, Jason Baker  
Technical fouls: SC State-None. South Carolina-None.  
Attendance: 10159

Score by
----------



GAME 6 - SOUTH CAROLINA 64, #18/16 SYRACUSE  
NOV. 26, 2016/BROOKLYN, NY. (BARCLAYS CENTER)

**BROOKLYN** - The South Carolina men's basketball team picked up another top-25 victory Saturday afternoon, earning a 64-50 win over No. 18/16 Syracuse (4-1) in the Barclays Center in Brooklyn, N.Y. as part of the Brooklyn Hoops Holiday Invite. The Gamecocks (6-0) had three players score 15 points or more, and used a fierce defensive effort to hold the Orange to 36 points under their season scoring average.

The Gamecocks set the tone early against Syracuse, softening its vaunted zone defense with a pair of 3s from Sindarius Thornwell and PJ Dozier to open the game. It took Carolina just 25 seconds to earn a lead it held for the entire half -- and ultimately, the game -- and after an 8-0 run the lead grew to 20-11 and remained at least a two-possession game for the final 10 minutes of the period.

South Carolina's defense frustrated and harassed the Orange, limiting them to just eight field goals total in the half and a 34 percent success rate from the floor. Driven by 21 points combined from Thornwell and Dozier, the Gamecocks took a 37-26 lead into the halftime break. As a team, South Carolina shot 50 percent in the half, making 11-of-21 attempts on two-point field goals thanks to great dribble penetration from the point guard tandem of Dozier and Thornwell. The duo's ability to get inside Syracuse's zone paid off all afternoon, with South Carolina enjoying a 30-8 margin in points in the paint by the time the final buzzer sounded.

Syracuse made a strong push out of intermission, starting with an 8-3 run to get the Barclays Center crowd of 8,733 on their feet in a 40-34 game. A Thornwell layup off a Maik Kotsar steal broke off the momentum for a spell, but Syracuse's pressure did not let up. Freshman Sedee Keita gave South Carolina some juice off a big block on a dunk attempt, with the ensuing rebound scooped up and taken coast-to-coast by Hassani Gravett for the lay-in. After the Orange split a pair of free throws, Duane Notice relived some more pressure on a deep 3-pointer to make it a 47-39 game with 13 minutes still to play in the game.

Foul troubles would be a major hurdle early in the second half for the Gamecocks, as Syracuse went into the double bonus with 11 minutes still to play while the Gamecocks saw the Orange whistled just twice in the same span. Free throw opportunities gave Syracuse a chance stop the clock and cut into its deficit, but Frank Howard missed four straight shots at the line to keep Carolina ahead by three possessions, 51-43, at the eight-minute mark. South Carolina's defense made sure that free throws would be the best looks the opposition could get; the Gamecocks held Syracuse without a made field goal from the 15:16 mark until a 3-pointer finally broke the spell with 6:37 to play.

South Carolina's offense would not enjoy the same success as its defense, though, as a scoring drought from 10:32 to 4:37 kept it from taking advantage of Syracuse's struggles. Kotsar flipped in his tenth point of the game off a helper from Thornwell to snap the dry spell and make it 53-46 with four minutes to go. The Orange's 17th turnover of the game on the following possession helped Carolina continue what would become a key 6-0 run over a span of three and a half minutes that put the Gamecocks back ahead by double-digits, 57-46, and they would cruise to the 64-50 win thanks to a 7-of-8 success rate at the free throw line down the stretch and just one Syracuse field goal over the final three minutes.

GAME 6



Official Basketball Box Score - Game Totals - Final Statistics  
South Carolina vs Syracuse  
11/26/16 2:30 p.m. ET at Brooklyn, N.Y. (Barclays Center)

South Carolina 64 • 6-0

#	Player	Total		3-Ptr		Rebounds		PF	TP	A	To	Bk	Stl	Min
		FG-FGA	FG-FGA	FT-FTA	FT-FTA	Off	Def							
21	KOTSAR, Maik	f	7-9	0-0	2-2	0	2	2	3	16	0	2	0	30
30	SILVA, Chris	f	1-4	0-0	1-2	4	2	6	3	3	1	2	0	16
10	THORNWELL, Sindarius	g	3-6	1-2	9-10	2	4	6	3	16	5	3	0	31
19	NOTICE, Duane	g	2-7	2-4	1-2	1	2	3	3	7	2	1	0	32
15	DOZIER, PJ	g	7-16	1-4	0-0	2	8	10	3	15	1	3	0	29
02	GRAVETT, Hassani	1-4	0-2	0-0	0	3	1	2	1	0	2	1	0	21
04	FELDER, Rakym	0-0	0-0	0-0	0	0	0	2	0	0	0	0	0	2
05	BLANTON, TeMarcus	1-1	0-0	0-0	0	0	0	0	2	0	0	0	0	4
12	GUEYE, Khadim	0-0	0-0	0-0	0	0	0	2	0	0	0	0	0	4
20	MCKIE, Justin	1-2	0-1	1-3	0	2	2	0	3	1	2	0	0	16
24	KEITA, Sedee	0-2	0-0	0-0	0	1	1	0	1	1	1	1	1	15
Team						1		3						
Totals		23-51	4-13	14-19	10	27	37	21	64	13	15	1	12	200

FG % 1st Half: 14-28 50.0% 2nd half: 9-23 39.1% Game: 23-51 45.1%  
3FG % 1st Half: 3-7 42.9% 2nd half: 1-6 16.7% Game: 4-13 30.8%  
FT % 1st Half: 6-9 66.7% 2nd half: 8-10 80.0% Game: 14-19 73.7%

Syracuse 50 • 4-1

#	Player	f	Total			3-Ptr		Rebounds		PF	TP	A	To	Bk	Stl	Min
			FG	FGA	FG%	FTA	FT%	Off	Def							
20	LYDON, Tyler	f	5-12	3-5	5-6	0	7	7	2	18	0	6	0	1	35	
21	ROBERSON, Tyler	f	0-3	0-0	1-2	3	3	6	2	4	0	2	0	0	21	
32	COLEMAN, DaJuan	c	1-2	0-0	2-4	1	3	4	2	4	1	0	0	1	24	
01	HOWARD, Frank	g	3-7	1-2	3-7	0	0	0	3	10	3	1	0	2	15	
03	WHITE III, Andrew	g	3-9	1-5	3-4	0	3	3	2	10	0	1	0	1	34	
04	GILLON, John	1-1	1-1	1-1	0-1	0	1	1	0	3	3	5	0	1	28	
16	THOMPSON, Taurian	1-6	0-1	0-1	2-2	1	2	4	4	0	2	0	0	0	13	
18	CHUKWU, Paschal	0-2	0-0	0-0	0-0	3	1	4	0	0	0	0	0	1	17	
25	BATTLE, Tyus	0-2	0-1	0-0	0-0	0	0	0	0	2	0	0	1	0	13	
Team							1	2	3							
Totals			14-44	6-15	16-26	9	21	30	19	50	9	17	2	6	200	
FG % 1st Half: 8-23 34.8% 2nd half: 6-21 28.6% Game: 14-44 31.8% Deadscore 4																
3FG % 1st Half: 4-8 50.0% 2nd half: 2-7 28.6% Game: 6-15 40.0% 4																
FT % 1st Half: 6-9 66.7% 2nd half: 10-17 58.8% Game: 16-26 61.5%																

FG % 1st Half: 8-23 34.8% 2nd half: 6-21 28.6% Game: 14-44 31.8%  
3FG % 1st Half: 4-8 50.0% 2nd half: 2-7 28.6% Game: 6-15 40.0%  
FT % 1st Half: 6-9 66.7% 2nd half: 10-17 58.8% Game: 16-26 61.5%

Officials: Brent Hampton, Tony Green, Lamar Simpson  
Technical fouls: South Carolina-None. Syracuse-None.  
Attendance: 8733  
Brooklyn Hoops Holiday Invitational  
Most Outstanding Player: Sindarius Thornwell (SC)

Score by periods	1st	2nd	Total
South Carolina	37	27	64
Syracuse	26	24	50

Last FG - SC 2nd-01:25, SU 2nd-01:02.  
Largest lead - SU by 16 2nd-01:25, SU None.  
SC led for 39:35, SU led for 00:00. Game was tied for 00:25.

GAME 7 - NO. 20/23 CAROLINA 68, VERMONT 50  
DEC. 1, 2016/COLONIAL LIFE ARENA

**COLUMBIA, S.C.** - No. 20/23 South Carolina (7-0) downed Vermont (6-3) 68-50 Thursday night to remain undefeated. Sophomore PJ Dozier tallied a new career-high 21 points to lead the way for the Gamecocks. Freshman Maik Kotsar (14), sophomore Chris Silva (12) and senior Sindarius Thornwell (11) were also in double-figures.

Carolina jumped out to a 7-3 lead at the first media timeout behind five points from Dozier. The Gamecock defense was stifling in the early goings as the Catamounts started the game 1-for-6 from the field (16.7 percent). Two free throws by Dre Willis cut the lead to 7-5 and ended a 4:09 scoreless draught for Vermont with 13:11 left in the first half.

The game then went back-and-forth the next few minutes as the teams traded baskets. A jumper by Vermont's Cam Ward cut it to 13-11 with 12:01 remaining in the first half, but five-straight points by Thornwell pushed the Gamecocks' lead to 18-11.

Vermont closed the gap, but South Carolina pushed the lead back to seven at 24-17 on a jumper from Hassani Gravett. A Vermont 3-pointer and a free throw brought the game back to three points at 24-21 before Silva scored seven-straight points to make it 31-23, giving Carolina its biggest lead of the half at the under-four media timeout. Dozier hit a 3 to make it 34-23 on the first possession out of the timeout. The made 3 marked a scorching 14-for-21 (66.7 percent) start from the field for the Gamecocks.

A Silva and-1 play made it 39-25 with 2:21 left. Vermont would close the half on a 7-4 run, as Carolina led 43-32 at the break. Dozier and Silva were both in double-figures for the Gamecocks with 12 points apiece at halftime. The duo tied for the team-lead in rebounds as well with four. Thornwell nearly broke into double-figures for Carolina, as he tallied nine points in the opening period. The Gamecocks finished half one 17-of-28 (60.7 percent) from the field.

Carolina came out firing on all cylinders in the second half. Two quick baskets by Kotsar and a transition alley hoop from Thornwell to Dozier forced Catamount head coach John Becker to take a timeout just two minutes into the half after the 6-0 run by the Gamecocks.

The run was stretched to 13-1 after a Dozier made 3 with 16:10 left in the game. South Carolina's hot first half shooting continued as they started 6-of-7 (85.7 percent) from the field after the break.

The Gamecocks led 58-37 at the under 12 media timeout with 11:09 left after pushing the run to 16-5. From there, Carolina would lead by 19 or more the rest of the game.

Kotsar exploded in the second half with 12 points to lead all scorers. Dozier added nine and tallied his first career 20-point game with 4:52 left after a made layup. Thornwell got into double-figures with a made put back late, as he finished with 11 points and led the team with nine assists, which tied a career single-game high for the senior. The Lancaster, S.C. native, has been in double-figures every game this season for South Carolina.

GAME 7



Official Basketball Box Score - Game Totals - Final Statistics  
Vermont vs South Carolina  
12/1/16 6:30 p.m. ET at Columbia, S.C. (Colonial Life Arena)

Vermont 50 • 6-3

#	Player	F	T	Total		3-Ptr		Rebounds		PF	TP	A	To	Bk	Stl	Min
				FG-FGA	FG-FGA	FT-FTA	Off	Def								
03	Lamb, Anthony	f	5	9	1-3	1-3	1	2	3	5	12	0	6	0	1	23
35	Henson, Payton	f	2	5	0-1	2-2	4	4	8	0	6	0	2	0	1	27
02	Bell-Haynes, Trae	g	2	5	0-0	1-2	0	0	0	0	5	0	3	0	4	15
20	Duncan, Ernie	g	2	9	2-7	0-0	0	3	3	2	6	1	0	0	0	33
34	Steidl, Kurt	g	1	7	1-6	0-0	0	3	3	0	3	0	1	0	0	24
01	Hearlithy, Josh	1-3	0-1	0-0	0	1	0	1	1	2	1	0	1	0	1	17
12	Payen, Darren	0-1	0-0	0-0	0	1	1	0	0	0	0	0	0	0	0	3
14	Ward, Cam	2-5	1-2	0-0	0	1	1	2	5	2	3	0	0	0	0	17
24	Willis, Dre	2-4	0-0	4-5	2	3	5	2	6	2	0	1	2	0	1	23
25	Urquhart, Drew	1-3	0-0	1-2	1	2	3	2	3	0	1	1	0	1	1	18
Team						1		2								
Totals		18-51	5-20	9-14	10	21	31	14	50	5	18	2	7	200		

FG % 1st Half: 11-27 40.7% 2nd half: 7-24 29.2% Game: 18-51 35.3%  
3FG % 1st Half: 4-11 36.4% 2nd half: 1-9 11.1% Game: 5-20 25.0%  
FT % 1st Half: 6-7 85.7% 2nd half: 3-7 42.9% Game: 9-14 64.3%

South Carolina 68 • 7-0

#	PLAYER		Total			3-Ptr		Reb Totals		PF	TP	A	To	Bk	Stl	Min
			FG-FGA	FG-FGA	FT-FTA	Off	Def									
21	KOTSAR, Maik	f	7-10	0-0	0-0	0	5	5	2	14	0	2	0	1	26	
30	SILVA, Chris	f	5-6	0-0	2-2	3	3	6	3	12	0	2	2	1	18	
10	THORNWELL, Sindarius	g	4-10	1-2	2-2	2	5	1	11	9	1	0	0	0	29	
19	NOTICE, Duane	g	1-6	0-4	0-0	0	2	2	1	2	4	2	0	0	28	
15	DOZIER, PJ	g	9-15	3-5	0-1	1	5	6	3	21	1	3	0	3	32	
02	GRAVETT, Hassani	1-2	0-0	0-0	0-0	0	0	0	0	2	0	2	0	0	10	
04	FELDER, Rakym	0-1	0-0	0-0	0-0	0	2	2	0	0	0	0	0	1	13	
12	GUEYE, Khadim	0-1	0-0	0-0	0-0	0	0	2	0	0	0	0	0	0	6	
13	CORCHIANI, Tommy	0-0	0-0	0-0	0-0	0	0	0	0	0	0	0	0	0	1	
14	TUT, Ran	0-1	0-0	0-0	0-0	0	2	2	0	0	0	0	0	0	3	
20	MCKIE, Justin	1-6	0-2	0-0	1-2	1	2	3	1	2	3	0	0	2	20	
24	KEITA, Sedee	1-4	0-0	2-2	1-2	1	2	3	2	4	0	1	0	0	10	
25	SCHMITT, Christian	0-0	0-0	0-0	0-0	0	0	0	0	0	0	0	0	0	1	
31	HOLLIMAN, Jarrell	0-0	0-0	0-0	0-0	0	0	0	0	0	0	0	1	0	3	
Team						1		2								
Totals			29-62	4-13	6-7	10	26	36	15	68	18	13	3	11	200	

FG % 1st Half: 17-28 60.7% 2nd half: 12-34 35.3% Game: 29-62 46.8%  
3FG % 1st Half: 3-8 37.5% 2nd half: 1-5 20.0% Game: 4-13 30.8%  
FT % 1st Half: 6-7 85.7% 2nd half: 0-0 0.0% Game: 6-7 85.7%

Officials: Pat Adams, Jeffrey Clark, Michael Stephens  
Technical fouls: VERMONT None, SC by 23 2nd-16:10.  
Attendance: 11579

Score by periods	1st	2nd	Total
Vermont	32	18	50
South Carolina	43	25	68

Last FG - VERMONT 2nd-01:12, SC 2nd-04:00.  
Largest lead - VERMONT None, SC by 23 2nd-16:10.  
VERMONT led for 00:00, SC led for 38:00. Game was tied for 00:20.

GAME 8 - NO. 20/23 CAROLINA 70, FIU 54  
DEC. 4, 2016/COLONIAL LIFE ARENA

**COLUMBIA, S.C.** - No. 20/23 South Carolina (8-0) picked up its eighth-straight win of the season after defeating FIU (3-6) 70-54 at Colonial Life Arena on Sunday afternoon. Senior guard Duane Notice tied a career-high with 27 points. He was on fire from deep, knocking down six 3s, which set a new-career high. Joining Notice in double-figures was sophomore PJ Dozier (20), who logged his second-straight 20-point game.

Carolina got off to another solid start as Dozier faked a pass to the corner and pulled up from the left wing knocking down a 3 with 17:11 remaining in the first half. The made long-ball forced a Panther time out just three minutes in as the Gamecocks opened play on a 7-0 run.

The lead was pushed to 11-5 at the first media timeout. Dozier, who came into the game fresh off a career-high 21 points in the team's win over Vermont on Thursday, remained hot from the field scoring seven of Carolina's first 11 points.

Freshman Rakym Felder pinpointed a long pass down the floor to Notice who laid it in to make it 15-7. FIU cut the score to 19-14 after an Anthony Boswell 3 from the corner.

The Gamecocks then went on another 7-0 run as Notice knocked down a trey ball from the right wing to move the lead to double-digits at 26-14 with 5:07 left in the first half. Another Notice 3 with 3:54 left pushed him into double-figures on the score sheet.

Freshman Maik Kotsar snagged an offensive

**GAME 9 - SETON HALL 67, NO. 16/15 CAROLINA 64**  
**DEC. 12, 2016/NEW YORK (MADISON SQUARE GARDEN)**

**NEW YORK** - No. 16/15 South Carolina (8-1) suffered its first loss of the season Monday night, as it fell 67-64 in a hard-fought battle with Seton Hall (8-2) at Madison Square Garden in the Under Armour Reunion. Sophomore guard PJ Dozier led the Gamecocks with 20 points (9-of-19), marking his third-straight 20-point outing.

The Pirates jumped out to a 2-0 lead, but Carolina answered with a 7-0 run fueled by three turnovers (two steals) and four points from senior Justin McKie, who was making his second career start.

South Carolina's stifling defense forced six turnovers in the game's opening eight minutes. Seton Hall's Myles Powell hit a 3 to end a three minute scoring drought for the Pirates, but sophomore Chris Silva answered with an offensive board and put back to give the Gamecocks a 14-13 lead with 10:57 remaining in the opening half.

It was a physical first period, as both teams would be in the bonus with 10:17 left. Senior guard Duane Notice popped to the wing and hit Carolina's first 3 of the game with 8:29 left to make it 19-17. A Dozier steal and layup pushed it to 21-17, forcing a timeout by Seton Hall head coach Kevin Willard with 7:32 left. The steal was the Gamecocks 10th forced turnover of the half.

Two free throws by freshman forward Sedee Keita pushed Carolina's run to 7-0 and made the score 23-17 with 7:10 left. Dozier then drove to the hole on the Gamecocks' ensuing possession and spun away from the hoop to hit a smooth, fade away jumper, extending the run to 9-0. The made basket gave Carolina its biggest lead of the first half at 25-17 with 6:54 remaining.

The Pirates leading scorer Khadeen Carrington hit a contested 3 with 2:31 left to cut Carolina's lead to 29-26. Sophomore guard Hassani Gravett answered back with a long ball of his own to push the lead back to six with 1:43 left. Dozier slashed to the hoop and scored just before the half to put the Gamecocks up 34-27 at the break.

South Carolina ended the first half with a 22-6 edge in points in the paint. The Gamecocks held Seton Hall to just 26 percent shooting (7-of-27) in the first half after forcing 13 turnovers and notching eight steals. Dozier led all scorers at halftime with 12 points on 6-of-10 shooting.

The team's exchanged baskets early in the second half, as the Gamecocks led 40-35 at the under 16 media timeout with 15:43 on the clock. A Seton Hall dunk from Desi Rodriguez after the timeout cut it to three, but Carolina was again able to answer as Gravett knocked down a jumper from the left wing.

Seton Hall then went on a 5-0 run to tie the game at 42-42 with 14:37 left. Dozier followed with a 3, however, when he took the extra pass from Notice and connected from the corner to make it 45-42. The 3 was his third-straight made basket. With the shot clock dwindling, Gravett then hit a deep 3 on the ensuing possession to make it 48-43 Gamecocks with 13:38 left.

The Pirates clawed back into it and took their first lead at 49-48 since midway through the first half on a made free throw by Myles Powell with 12:23 remaining. The game would be tight and back-and-forth the rest of the way.

After Seton Hall jumped ahead 57-55 after a made free throw by Delgado, Dozier made a tough hoop to tie it back up at 57-57 with 6:02 left. Delgado answered the basket with a dunk to put the Pirates back in front 59-57 with 4:32 left in the ball game. McKie came up with a huge steal and nailed a 3 from the corner to put Carolina back ahead 60-59 with 3:53 left on the clock.

Carrington knocked down another midrange jump shot to put the Pirates ahead 63-60 with 2:05 left. Rodriguez then went 1-of-2 at the charity stripe to make it 64-60 with 1:49 left. Sophomore forward Maik Kotsar made a big shot from the left wing on the ensuing possession to cut Seton Hall's lead to 64-62 with 1:34 remaining.

McKie then made another big time defensive play for the Gamecocks stealing it away from Rodriguez with 31 seconds left. He was fouled and headed to the line with a 1-and-1 chance to tie it up. The senior was clutch, knocking down both free throws to tie it at 64-64. Rodriguez took it hard to the hole and scored a contested layup to put the Pirates ahead 66-64 with 11 seconds left. Dozier got off a solid look from 3 with 3 seconds left, but could not knock it down. Carolina fouled and Rodriguez made 1-of-2 from the line. Dozier launched a full-court heave that rattled in-and-out as time expired for the Seton Hall win.

**GAME 9**



**Official Basketball Box Score – Game Totals – Final Statistics**  
**SOUTH CAROLINA vs SETON HALL**  
12/12/16 9:00pm at Madison Square Garden, New York, NY

**SOUTH CAROLINA 64**

#	Player	Total		3-Ptr		Rebounds			PF	TP	A	TO	Blk	Stl	Min
		FG	FGA	FG	FGA	FT	FTA	Off Def Tot							
20	MCKIE, Justin	f	3-6	1-1	2-2	0	1	1	2	9	1	0	0	0	23
21	KOTSAR, Maik	f	2-6	0-0	0-0	3	4	7	4	4	0	1	0	0	19
30	SILVA, Chris	f	3-5	0-0	5-8	4	5	9	5	11	0	3	4	1	29
10	NOTICE, Duane	g	1-10	1-5	1-4	2	2	4	0	4	2	3	0	2	36
15	DOZIER, PJ	g	9-19	1-5	1-3	0	5	5	2	20	3	2	0	2	34
02	GRAVETT, Hassani		3-6	2-5	3-4	0	3	3	4	11	0	3	0	1	28
04	FELDER, Rakym		0-0	0-0	0-0	0	0	0	0	0	0	1	0	0	9
12	GUYEY, Khadim		0-0	0-0	0-0	0	0	0	0	2	0	0	0	0	2
24	KEITA, Sedee		1-5	0-0	3-4	1	2	3	3	5	0	0	0	0	18
31	HOLLIMAN, Jarrell		0-0	0-0	0-0	0	0	0	1	0	0	0	0	0	2
Team								2		1					
Totals		22-57		5-16		15-25		12		35		23		64	

FG % 1st Half:	13-29	44.8%	2nd half:	9-28	32.1%	Game:	22-57	38.6%	Deadball Rebounds 3
3FG % 1st Half:	2-7	28.6%	2nd half:	3-9	33.3%	Game:	5-16	31.3%	
FT % 1st Half:	6-12	50.0%	2nd half:	9-13	69.2%	Game:	15-25	60.0%	

**SETON HALL 67**

#	Player	Total		3-Ptr		Rebounds			PF	TP	A	TO	Blk	Stl	Min
		FG	FGA	FG	FGA	FT	FTA	Off Def Tot							
14	SANOGO, ISMAEL	f	0-1	0-0	2-2	4	8	12	1	2	0	1	1	0	29
31	DELGADO, ANGEL	f	4-9	0-0	5-11	3	9	12	3	13	1	1	0	1	30
00	CARRINGTON, KHADÉE	g	5-18	2-6	9-10	1	0	1	2	21	2	5	1	1	35
20	RODRIGUEZ, DESI	g	5-9	0-0	6-8	1	3	4	4	16	0	3	0	0	29
30	JONES, MADISON	g	0-4	0-0	2-2	0	0	2	2	3	4	0	1	0	17
10	NZEJI, MICHAEL		1-1	0-0	0-0	1	1	2	2	2	0	1	0	0	24
13	POWELL, MYLES		4-12	1-6	2-3	1	6	7	4	11	0	1	0	3	29
23	CARTER, MYLES		0-1	0-0	0-0	0	0	0	0	0	0	0	0	0	7
Team								7		4		1			
Totals		19-55		3-12		26-36		18		31		49		67	

FG % 1st Half:	7-27	25.9%	2nd half:	12-28	42.9%	Game:	22-57	34.5%	Deadball Rebounds 5
3FG % 1st Half:	2-8	25.0%	2nd half:	1-4	25.0%	Game:	3-12	25.0%	
FT % 1st Half:	11-12	91.7%	2nd half:	15-24	62.5%	Game:	26-36	72.2%	

**Officials:** James Luckie, Roger Ayers, Keith Kimble  
**Technical fouls:** SOUTH CAROLINA-None. SETON HALL-None.  
Attendance: 7558  
2016 Under Armour Reunion

Score by periods	1st	2nd	Total
SOUTH CAROLINA	34	30	64
SETON HALL	27	40	67

Points	In	Off	2nd	Fast
SC	28	19	5	6
SHU	28	18	15	6

Last FG - SC 2nd-01:34, SHU 2nd-00:30.  
Largest lead - SC by 9 2nd-19:31, SHU by 4 2nd-01:49.  
SC led for 25:46, SHU led for 09:53, Game was tied for 04:21.

Score tied - 13 times.  
Lead changed - 16 times.

**GAME 10 - NO. 16/15 CAROLINA 77 - USF 66**  
**DEC. 17, 2016/TAMPA, FLA/USF SUN DOME**

**TAMPA, Fla.** - No. 16/15 South Carolina (9-1) notched its first true road win of the season, 77-66, at South Florida (5-4) on Saturday afternoon. Sophomore PJ Dozier tallied a new career-high 23 points (9-of-18), marking his fourth-straight game with 20-plus. Senior Duane Notice hit four 3-pointers in the second half and finished with 15.

Carolina won the opening tip and jumped out to a 9-6 lead after a Maik Kotsar layup with 16:36 left. The freshman from Tallin, Estonia started the game 3-for-3 from the field with six points. The Gamecocks led 9-8 at the first media timeout with 15:48 left.

The Bulls then went on a 9-0 run to take a 17-12 lead that was capped off with a 3-point play by Geno Thorpe just before the second media timeout with 11:58 left. Carolina countered with a 6-0 run to regain the lead 18-17, forcing a timeout by USF head coach Orlando Antigua with 9:53 left.

The Bulls switched to a 2-3 zone as the Gamecocks had missed seven-straight shots from behind the arc. Freshman Rakym Felder ended the drought from long range and knocked down back-to-back 3s to put South Carolina ahead 24-21.. Jahmal McMurray then hit consecutive 3-pointers to put USF back in front 29-27 at the final media timeout of the first half with 3:47 left.

The Gamecocks trailed by six at the break, 37-31, as the Bulls ended the opening period on a 14-4 run. Felder (3-for-6 from 3) and sophomore PJ Dozier (4-for-9) led Carolina in half one with nine points each. Kotsar had seven points and led the team with four rebounds. McMurray led all scorers with 15 at the break (5-of-10, 2-2 from 3). USF held a 26-17 edge on the glass at halftime.

Back-to-back 3s by Notice brought the Gamecocks within two at the under-16 media timeout with 15:45 left in the second half. A Silva dunk and two Felder free throws put the Gamecocks back ahead, 48-46, with 14:47 to go. A Dozier steal and layup by senior Justin McKie then put Carolina up four, forcing a timeout by the Bulls with 12:16 left.

Dozier threw down a transition dunk after the timeout to cap a 9-0 run for the Gamecocks, which put them ahead 57-51. USF clawed back into it and pulled within one at 57-56 after consecutive 3s by McMurray with 9:03 left. McKie answered with a 3 on the ensuing possession after an offensive board by freshman Khadim Gueye.

After a Dozier made 3 with 5:23 left, Carolina began to pull away. With the shot clock dwindling, the Gamecocks swung the ball around the perimeter and Notice hit his fourth 3 of the second half to put Carolina up nine, 72-63 with 3:05 left. The Gamecocks would lead by eight or more the rest of the way en route to the 77-66 victory.

Felder and Dozier tied for the team lead with five assists, as Carolina matched a season-high 18 assists on the way. Kotsar led the way on the glass for the Gamecocks, snagging nine rebounds. McKie recorded a new career-high with four steals to lead the team.

**GAME 10**



**Official Basketball Box Score – Game Totals – Final Statistics**  
**South Carolina vs USF**  
12/17/16 1:00 pm at Tampa, Fla. (Sun Dome)

**South Carolina 77 • 9-1**

#	Player	Total		3-Ptr		Rebounds			PF	TP	A	TO	Blk	Stl	Min
		FG	FGA	FG	FGA	FT	FTA	Off Def Tot							
21	KOTSAR, Maik	f	5-6	0-0	1-3	2	7	9	3	11	0	0	1	0	30
30	SILVA, Chris	f	3-4	0-0	0-2	1	4	5	4	6	0	1	0	0	16
10	NOTICE, Duane	g	4-12	4-10	3-4	0	2	2	1	15	4	1	0	1	37
15	DOZIER, PJ	g	9-18	2-4	3-5	1	4	5	4	23	5	2	0	3	28
20	MCKIE, Justin	g	3-13	1-5	2-2	2	2	4	2	9	3	0	1	4	33
04	FELDER, Rakym		3-7	3-6	2-2	0	2	2	1	11	5	2	1	0	26
12	GUYEY, Khadim		0-0	0-0	0-0	1	1	2	0	0	0	1	0	1	13
14	TUT, Ran		0-1	0-0	0-0	0	0	0	1	0	1	0	0	1	4
24	KEITA, Sedee		0-0	0-0	0-0	0	0	0	0	0	0	0	0	0	3
31	HOLLIMAN, Jarrell		0-1	0-0	2-2	0	0	0	3	2	0	0	0	0	10
Team								4		5		1			
Totals		27-62		10-25		13-20		11		23		34		77	

FG % 1st Half:	12-34	35.3%	2nd half:	15-28	53.6%	Game:	27-62	43.5%	Deadball Rebounds 3
3FG % 1st Half:	4-17	23.5%	2nd half:	6-8	75.0%	Game:	10-25	40.0%	
FT % 1st Half:	3-7	42.9%	2nd half:	10-13	76.9%	Game:	13-20	65.0%	

**USF 66 • 5-4**

#	Player		Total		3-Ptr		Rebounds			PF	TP	A	TO	Blk	Stl	Min	
			FG	FGA	FG	FGA	FT	FTA	Off								Def
21	DA SILVA, Tulio	f	2-2	0-0	0-0	1	3	4	3	4	1	3	1	0	1	18	
24	FITTS, Malik	f	4-8	1-2	3-5	3	5	8	3	12	2	0	0	1	0	37	
33	GUERRERO, Ruben	c	0-0	0-0	0-0	0	0	0	0	0	0	1	0	0	0	10	
00	MCMURRAY, Jahmal	g	8-17	5-7	4-6	2	1	3	1	25	0	5	0	0	0	37	
13	THORPE, Geno	g	3-13	0-1	5-6	3	6	9	3	11	0	5	0	2	0	39	
10	MANDERSON, Isaiah		0-1	0-0	0-0	0	0	0	1	0	0	0	0	0	0	3	
10	BIBBY, Michael		1-2	0-1	2-2	0	0	0	0	4	0	0	0	0	0	5	
11	BODWAY, Jake		0-1	0-0	0-0	0	0	0	1	0	0	0	0	0	0	3	
35	ZEIGLER, Bo		2-3	0-0	1-3	2	4	6	3	5	1	0	0	0	0	23	
42	SANTOS, Luis		1-3	0-0	3-5	0	6	6	0	5	1	3	1	0	0	25	
	Team					2	3	5									
Totals			21	50	6	11	18	27	13	28	41	18	66	5	17	2	300



**GAME 12 - NO. -/25 CAROLINA 90 - LANDER 62**  
**DEC. 27, 2016/COLONIAL LIFE ARENA**

**COLUMBIA, S.C.** - South Carolina (10-2) posted a 90-62 victory versus instate foe Lander (3-7) Tuesday night at Colonial Life Arena. Freshman Rakym Felder led the team with a career-high 20 points after going 5-for-7 from the 3-point line.

The Bearcats scored the game's first hoop, but Carolina went on an 11-0 run to take an 11-2 lead with 15:32 left in the opening half. Freshman Maik Kotsar had six of the team's first 11 points.

The Gamecocks pushed the run to 19-0 after a pair of Notice free throws with 12:56 remaining. A jumper by freshman Sedee Keita improved the run to 29-1, as Carolina led 29-3 with 9:48 to go in the first half. The Gamecocks' defense held Lander to 1-of-15 shooting in the first 10 minutes.

The Bearcats ended their 0-for-14 field goal draught, as Carolina was up 36-7 at the under eight media timeout. Felder hit back-to-back 3s to extend the lead to 50-14 with 1:49 on the clock. The Brooklyn, N.Y. native, then hit another 3 with 44 seconds left, as the Gamecocks led 53-16 at halftime.

Carolina shot 20-for-32 (63 percent) in the opening half, including 7-for-11 from 3. The Gamecocks held Lander to just 17 percent (5-for-30) shooting from the field and had a 25-14 edge in the rebound column. Felder led the way with 15 points, as he was 4-of-4 from behind the arc in the first half. Nine different players scored in half one for Carolina.

After the break, Felder hit his fifth 3-pointer with 12:19 to go in the game, as Carolina jumped out to its biggest lead of the night, 73-33.

Kotsar posted his first career double-double, snagging his 10th rebound and scoring his 10th point on the ensuing possession with 9:16 to go and the Gamecocks in control up 77-43.

South Carolina remained up by 30 the rest of the way, before a late Lander 3 with 18 seconds left in the game to make it 90-62.

PJ Dozier (15), Duane Notice (13) and Kotsar (10) joined Felder in double-figures. Chris Silva tied Kotsar for the team lead with 11 rebounds and Carolina tied a season-high with 18 assists on the night.

**GAME 12**



**Official Basketball Box Score – Game Totals – Final Statistics**  
**Lander vs South Carolina**  
12/27/16 7 p.m. ET at Columbia, S.C. (Colonial Life Arena)

**Lander 62 • 3-7**

#	Player	Total		3-Ptr		Rebounds		PF	TP	A	TO	Bk	Stl	Min
		FG	FGA	FG	FGA	FT	FTA							
05	Chris Tate	f	2-5	0-0	0-2	1	4	5	0	4	1	0	0	2
22	TJ Knight	f	3-11	0-0	0-0	2	3	5	3	6	1	1	0	24
02	Rahu Purdie	g	5-6	1-2	0-0	0	1	1	2	11	3	2	0	23
10	JR Washington	g	3-13	2-9	8-9	1	4	5	1	16	1	3	0	31
24	Taylor Bufkin	g	0-2	0-1	0-0	1	1	2	2	0	0	2	1	0
03	Jarrod Coleman	g	1-5	1-5	0-0	0	2	0	0	3	2	1	0	0
12	James Cumming	g	0-0	0-0	0-0	0	0	0	0	0	0	0	0	1
15	Clenzo Ross	g	2-5	1-2	3-4	1	4	5	3	8	4	2	0	0
20	Srdjan Ivic	g	0-2	0-0	0-0	1	2	3	4	0	0	0	0	0
23	Jordan Dingle	g	3-8	0-3	1-2	0	3	3	1	7	0	0	0	0
35	Nicklas Jonsson	g	1-3	0-1	0-0	0	0	0	0	2	0	0	0	0
40	Telvin Gabriel	g	2-2	0-0	1-2	1	0	1	1	5	0	1	0	1
Team						2	0	2			1			
Totals			22-62	5-23	13-19	10	24	34	17	62	12	13	4	7

FG % 1st Half: 5-30 16.7% 2nd half: 17-32 53.1% Game: 22-62 35.5%  
3FG % 1st Half: 0-9 0.0% 2nd half: 5-14 35.7% Game: 5-23 21.7%  
FT % 1st Half: 6-8 75.0% 2nd half: 7-11 63.6% Game: 13-19 68.4%

**South Carolina 90 • 10-2**

#	Player	Total		3-Ptr		Rebounds		PF	TP	A	TO	Bk	Stl	Min
		FG	FGA	FG	FGA	FT	FTA							
21	KOTSAR, Maik	f	5-10	0-0	0-2	4	7	11	2	10	0	0	2	24
30	SILVA, Chris	f	3-6	0-0	0-0	2	9	11	4	6	0	5	3	0
10	NOTICE, Duane	g	5-10	1-5	2-2	0	3	3	0	13	1	0	1	1
15	DOZIER, PJ	g	6-9	3-4	0-0	1	2	3	3	15	3	0	0	2
20	MCKIE, Justin	g	3-8	1-3	2-3	2	1	3	2	9	4	0	0	1
02	GRAVETT, Hassani	g	2-6	0-3	2-2	0	2	2	1	6	5	1	1	1
04	FELDER, Rakym	g	6-10	5-7	3-3	0	0	0	2	20	4	3	0	1
12	GUEYE, Khadim	g	2-3	0-0	0-2	0	3	3	1	1	1	2	0	0
13	CORCHIANI, Tommy	g	0-0	0-0	0-0	0	0	0	1	0	0	1	0	0
14	TUT, Ran	g	0-0	0-0	0-0	1	0	1	0	0	0	0	1	0
24	KEITA, Sedee	g	3-6	0-0	1-2	3	2	5	0	7	0	1	0	0
25	SCHMITT, Christian	g	0-0	0-0	0-0	0	0	0	0	0	0	0	0	1
31	HOLLIMAN, Jarrell	g	0-0	0-0	0-0	0	0	0	0	0	0	0	0	0
Team						0	3	3						
Totals			35-68	10-22	10-16	13	32	45	16	90	18	12	6	200

FG % 1st Half: 20-33 60.6% 2nd half: 15-35 42.9% Game: 35-68 51.5%  
3FG % 1st Half: 7-12 58.3% 2nd half: 3-10 30.0% Game: 10-22 45.5%  
FT % 1st Half: 6-9 66.7% 2nd half: 4-7 57.1% Game: 10-16 62.5%

Officials: Tony Henderson, Jerry Heaster, Garrick Shannon  
Technical fouls: Lander-None. South Carolina-None.  
Attendance: 10088

Score by periods				Points	In LU	Off 24	2nd 7	Fast 14	Bench 25
1st	2nd	Total							
Lander	16	46	62						
South Carolina	53	37	90						

Last FG - LU 2nd-00:18, SC 2nd-01:50.  
Largest lead - LU by 2 1st-19:18, SC by 40 2nd-12:19.  
LU led for 00:24. SC led for 38:36. Game was tied for 01:00.

**GAME 13 - MEMPHIS 70, -/25 CAROLINA 54**  
**DEC. 30, 2016/FEDEXFORUM/MEMPHIS, TENN.**

**MEMPHIS, Tenn.** - The South Carolina men's basketball team dropped a 70-54 decision at Memphis (10-4) Friday night in its final game of 2016. Three Gamecocks reached double figures in scoring, but a season-low shooting percentage and a season-high 30 fouls stunted the offense. PJ Dozier led the team with 13 points in 24 minutes of action.

Both teams battled self-inflicted woes in the opening 10 minutes of the game, as South Carolina (10-3) shot well from the field but were held back by foul troubles and nine turnovers, and Memphis hit just four of its first 17 attempts. A jumper by PJ Dozier made it 15-12 in the Gamecocks' favor with 11:23 to play, but the Tigers countered with an 11-0 run over the next four minutes for their first lead of the night. Following the Dozier basket, Carolina ended the half just 3-of-14 from then on, but took advantage of a Memphis scoring spell late in the period to cut what once was a 10-point deficit down to five points at the buzzer.

Memphis took a 33-28 lead into the break, powered by 11 points from Markel Crawford. The guard accounted for almost half of his team's total field goals (five out of 11), as the Tigers shot 39 percent from the floor but made up for that with 10 free throws. South Carolina was led by six points from Chris Silva and five points from Hassani Gravett and Dozier, but were unable to keep a consistent lineup on the floor thanks to 13 team fouls that saddled four different players with two fouls in the period.

The Gamecocks were able to trim the lead back to one possession, 39-38, eight minutes in to the second half thanks to a 7-1 run. Memphis struck back with an 11-3 run over the next three minutes to ward off the Gamecock momentum, using five straight missed field goals from South Carolina to maintain the lead.

Foul trouble started to weight heavily on the Gamecocks as the final period wore on. Leading rebounder Chris Silva picked up his fifth foul with six minutes to go, and leading scorer Dozier took a seat as well just two minutes later. The Tigers pulled away late from the free throw line and took its largest lead of the game to the final buzzer, 70-54.

**GAME 13**



**Official Basketball Box Score – Game Totals – Final Statistics**  
**South Carolina vs Memphis**  
12/30/16 8:11 PM at Memphis, Tenn.

**South Carolina 54 • 10-3**

#	Player	Total		3-Ptr		Rebounds		PF	TP	A	TO	Bk	Stl	Min
		FG	FGA	FG	FGA	FT	FTA							
21	KOTSAR, Maik	f	2-7	0-0	1-2	3	2	5	3	5	2	3	0	30
30	SILVA, Chris	f	2-3	0-0	2-2	2	6	8	5	6	1	3	1	17
10	NOTICE, Duane	g	0-8	0-7	2-4	1	1	2	1	2	1	4	0	24
15	DOZIER, PJ	g	5-16	2-5	1-2	1	4	5	13	2	2	0	1	24
20	MCKIE, Justin	g	4-8	2-3	0-0	1	0	1	2	10	2	2	0	21
02	GRAVETT, Hassani	g	2-4	2-3	2-2	1	0	1	5	8	2	1	0	0
04	FELDER, Rakym	g	3-8	3-7	1-3	1	1	2	2	10	1	2	0	14
12	GUEYE, Khadim	g	0-0	0-0	0-0	2	2	2	0	0	0	0	0	1
24	KEITA, Sedee	g	0-3	0-0	0-0	5	2	7	4	0	1	0	1	2
25	SCHMITT, Christian	g	0-0	0-0	0-0	0	0	0	0	0	0	0	0	0
31	HOLLIMAN, Jarrell	g	0-0	0-0	0-0	0	0	0	0	0	0	0	0	0
Team						2	0	2			2			
Totals			18-57	9-25	9-15	17	18	35	30	54	12	19	2	6

FG % 1st Half: 9-25 36.0% 2nd half: 9-32 28.1% Game: 18-57 31.6%  
3FG % 1st Half: 4-11 36.4% 2nd half: 5-14 35.7% Game: 9-25 36.0%  
FT % 1st Half: 6-9 66.7% 2nd half: 3-6 50.0% Game: 9-15 60.0%

**Memphis 70 • 10-4**

#	Player	Total		3-Ptr		Rebounds		PF	TP	A	TO	Bk	Stl	Min
		FG	FGA	FG	FGA	FT	FTA							
01	Lawson,Dedric	f	4-9	0-1	11-13	4	11	15	4	19	8	4	2	1
02	Rivers,Jimario	f	4-7	0-0	2-2	1	1	2	4	10	0	2	1	1
00	Lawson,K.J.	g	0-6	0-0	1-4	2	2	4	2	1	1	1	0	1
03	Martin,Jeremiah	g	1-4	0-1	3-3	1	1	2	3	5	2	3	1	0
05	Crawford,Markel	g	9-13	0-2	10-12	2	5	7	2	28	1	3	0	1
04	Clergeott,Keon	g	2-3	1-2	0-1	0	0	1	5	2	1	0	0	0
10	Kessee,Christian	g	0-0	0-0	0-0	1	1	1	0	0	0	0	0	0
12	Randall,Craig	g	0-1	0-1	2-2	0	0	0	1	2	0	2	0	0
23	Moffatt,Alex	g	0-0	0-0	0-0	0	0	0	0	0	0	0	0	0
42	McDowell,Jake	g	0-0	0-0	0-0	0	0	0	0	0	0	0	0	0
Team						0	1	1						
Totals			20-43	1-7	29-37	10	22	32	18	70	14	16	4	200

FG % 1st Half: 11-28 39.3% 2nd half: 9-15 60.0% Game: 20-43 46.5%  
3FG % 1st Half: 1-7 14.3% 2nd half: 0-0 0.0% Game: 1-7 14.3%  
FT % 1st Half: 10-16 62.5% 2nd half: 19-21 90.5% Game: 29-37 78.4%

Officials: Doug Shows, Mike Nance, Joe Lindsay  
Technical fouls: South Carolina-None. Memphis-None.  
Attendance: 10812

Score by periods				Points	In SC	Off 14	2nd 7	Fast 10	Bench 18
1st	2nd	Total							
South Carolina	28	26	54						
Memphis	33	37	70						

Last FG - SC 2nd-03:45, MEM 2nd-02:02.  
Largest lead - SC by 3 1st-19:24, MEM by 16 2nd-00:36.  
SC led for 07:03. MEM led for 29:23. Game was tied for 03:19.

**GAME 14 - NO. -/RV CAROLINA 67 - GEORGIA 61**  
**JAN. 4, 2017/ATHENS, GA./STEGEMAN COLISEUM**

**ATHENS, Ga.** - South Carolina (11-3, 1-0 SEC) kicked off SEC play with a 67-61 road win at Georgia (9-5, 1-1 SEC) on Wednesday night. Sophomore PJ Dozier led all scorers with 24 points. Senior guard Sindarius Thornwell filled up the stat sheet for his eighth career double-double with 19 points and 11 rebounds.

Both teams exchanged buckets in the early goings with the score all knotted up 7-7 with 15:46 left at the first media timeout of the game. Carolina's offense and defense were in sync early, as nine of the team's first 11 points came off Bulldog turnovers.

A Hassani Gravett 3-pointer with 11:38 left put the Gamecocks up 16-14. Mike Edwards was able to answer for Georgia, as the score was again tied, this time at 16 all, as the teams headed to the benches for the under 12 media timeout with 10:15 left.

Back-to-back hoops by sophomore Chris Silva put Carolina up by four, 24-20, marking the Gamecocks' biggest lead of the first half with 7:10 remaining on the clock. The Bulldogs clawed back to take the lead 28-26 right before a made 3 by senior Justin McKie from the left corner that put Carolina back in front, 29-28, with 4:10 left.

A J.J. Frazier made 3 gave Georgia the lead back, as they went ahead 33-31 with 1:36 remaining in the half. The Bulldogs hit a free throw to go up 34-33 with 12 seconds left, giving the Gamecocks one more chance on the offensive end before the break. Dozier fed Thornwell at the top of the key. Thornwell fed it right back to Dozier on the left wing and he pulled up as time expired. The Columbia, S.C. native knocked down the shot from deep to give Carolina a 36-34 lead at the break.

Dozier led all scorers at half with 1



GAME 15 - NO. -/RV CAROLINA 79, TEXAS A&M 68  
JAN. 7, 2017/COLONIAL LIFE ARENA

**COLUMBIA, S.C.** - South Carolina (12-3, 2-0 SEC) posted a double-digit win in its SEC home opener Saturday afternoon, after defeating a tough Texas A&M (8-6, 0-3 SEC) team 79-68. Senior guard Duane Notice and freshman guard Rakym Felder each scored 19 points to lead Carolina. The duo combined for seven of the team's nine 3s in the game.

Carolina trailed A&M 9-7 at the first media timeout with 15:54 left in the opening half. The Gamecocks struggled to shoot the ball early after going 3-of-13 (23 percent) in the game's first five minutes. Senior Sindarius Thornwell had five of the team's first seven points.

The shooting woes (3-for-19) continued for the Gamecocks up until the next media timeout with 11:45 left as the Aggies pushed their lead to 13-9. Carolina kept the game tight on the defensive end, forcing five early turnovers.

The lead was cut to 20-17 after a couple of 3-balls from freshman Rakym Felder with 10:06 on the clock. Another 3-pointer tied the game with 8:55 left, as the Gamecocks swung the ball around the perimeter to Notice who was wide open on the outside.

A&M extended the lead back to the three at the next media timeout with 5:09 left. The Aggies shot the ball well in the early goings, as they were 13-for-20 (65 percent) from the floor. Sophomore Chris Silva led the Gamecocks to that point with seven points.

The Aggies pushed the lead to seven, 33-26, after a made 3 by DJ Hogg with 4:37 to go before the break, but a Notice 3 cut the deficit to 33-31 with 2:15 on the clock. Felder followed with a steal and transition layup at the opposite end and a made free throw after being fouled, which capped an 8-0 run as Carolina regained the lead for the first time since the beginning of the game.

The Gamecocks led by one, 36-35, after a pair of Notice free throws with four seconds left. Hogg was able to get off a deep 3 as time expired. The shot banked in as A&M took a 38-36 lead at the break. Notice led Carolina at halftime with 10. Silva and Felder each had nine. Hogg led all scorers at the break with 14. Carolina's defense forced a season-high 15 turnovers in the first half, leading to 16 points.

The Gamecocks opened the second half on a 7-0 run jumping out to a 43-38 lead. They led 45-40 at the first media timeout with 15:31 to go. A pair of 3s by Notice and Felder then forced Aggie head coach Billy Kennedy to take a timeout with 14:07 on the clock, as Carolina led by its biggest margin of the game, 51-43.

Texas A&M then went on a run of its own, as a Hogg jumper trimmed the lead to just two, 56-54, with 10:23 left. The score remained 56-54 until the next media timeout with 7:54 to go in the game. The Aggies then retook the lead 59-58 with seven minutes left after a made 3 from the right wing by Tonny Trocha-Morelos.

The Gamecocks quickly regained the lead 65-59 after a 7-0 run with 5:46 left. A putback by Thornwell extended the margin to 69-61 with 4:21 to go. With 3:02 left, Thornwell then threw a no-look dart to the right corner where a wide-open PJ Dozier was spotting up. Dozier knocked down the 3 to put Carolina ahead by 11, 72-61, its biggest lead of the game. Hogg answered on the ensuing possession with a 3 and Carolina led by eight, 72-64, at the final media timeout.

The Gamecocks led by nine or more the rest of the way. Thornwell put the game on ice with a pair of free throws with 34 seconds left as Carolina improved to 2-0 in SEC play. Thornwell (16) and Silva (15) joined Notice and Felder in double-figures for the Gamecocks.

GAME 15



Official Basketball Box Score - Game Totals - Final Statistics  
**Texas A&M vs South Carolina**  
1/17/17 1:30 p.m. ET at Columbia, S.C. (Colonial Life Arena)

**Texas A&M 68 • 8-6, 0-3 SEC**

#	Player		Total		3-Ptr		Rebounds		PF	TP	A	T	Blk	Stl	Min
			FG	FGA	FG	FGA	FT	FTA							
01	DJ Hogg	f	9-13	7-9	0-0	1	5	6	2	25	3	6	1	1	36
44	Robert Williams	f	6-11	0-0	0-1	8	6	14	3	12	1	6	2	0	31
34	Tyler Davis	c	4-8	0-0	2-2	1	4	5	3	10	1	3	1	0	23
03	Admon Gilder	g	3-8	0-2	0-0	0	7	7	1	6	4	5	0	1	33
12	Chris Collins	g	1-2	1-2	0-0	0	0	0	2	3	2	1	0	0	29
00	Kobie Eubanks		0-0	0-0	0-0	1	0	1	0	1	0	0	0	0	12
05	JC Hampton		2-4	1-3	0-0	0	0	0	1	5	3	1	0	0	11
10	Tonny Trocha-Morelos		2-5	2-3	0-0	0	0	0	3	6	1	3	0	1	17
42	Tavario Miller		0-0	0-0	1-2	0	2	2	0	1	0	0	0	0	8
	Team					1	1	2							
	Totals		27-51	11-19	3-5	12	25	37	15	68	16	25	4	3	200

FG % 1st Half:	16-23	69.6%	2nd half:	11-28	39.3%	Game:	27-51	52.9%	Deadball Rebounds	
3FG % 1st Half:	5-7	71.4%	2nd half:	6-12	50.0%	Game:	11-19	50.0%		
FT % 1st Half:	1-2	50.0%	2nd half:	2-3	66.7%	Game:	3-5	60.0%		1.1

**South Carolina 79 • 12-3, 2-0 SEC**

#	Player		Total		3-Ptr		Rebounds		PF	TP	A	T	Blk	Stl	Min
			FG	FGA	FG	FGA	FT	FTA							
21	KOTSAR, Maik	f	1-6	0-0	0-0	2	3	5	2	2	0	0	1	0	28
30	SILVA, Chris	f	6-10	0-0	3-4	4	2	6	2	15	0	1	1	1	31
00	THORNWELL, Sindarius	g	6-16	1-6	3-4	5	2	7	0	16	2	1	0	5	35
10	NOTICE, Duane	g	6-12	4-9	3-3	0	1	1	1	19	3	0	0	1	32
15	DOZIER, PJ	g	3-12	1-5	1-2	2	2	4	4	8	4	1	0	2	26
04	GRAVETT, Hassani	g	0-3	0-2	0-0	0	0	0	0	0	1	1	0	0	13
04	FELDER, Rakym	g	6-8	3-3	4-4	2	2	4	1	19	2	1	0	2	16
05	BLANTON, TeMarcus	g	0-0	0-0	0-0	0	0	0	0	0	0	1	0	0	4
20	MCKIE, Justin	g	0-2	0-0	0-0	0	0	0	0	0	2	0	0	0	11
24	KEITA, Sedee	g	0-1	0-0	0-0	0	0	0	0	0	0	0	0	0	4
	Team					2	1	3							
Totals			28-70	9-25	14-17	17	13	30	10	79	14	6	2	11	200

FG % 1st Half:	13-37	35.1%	2nd half:	15-33	45.5%	Game:	28-70	40.0%	Deadball Rebounds	
3FG % 1st Half:	5-13	38.5%	2nd half:	4-12	33.3%	Game:	9-25	36.0%		
FT % 1st Half:	5-7	71.4%	2nd half:	9-10	90.0%	Game:	14-17	82.4%		

Officials: Tony Greene, Roger Ayers, John Hampton  
Technical fouls: Texas A&M-None. South Carolina-None.  
Attendance: 14249

Score by periods	1st	2nd	Total
Texas A&M	38	30	68
South Carolina	36	43	79

Last FG - TAMU 2nd-00:23, SC 2nd-00:17.  
Largest lead - TAMU by 13:10-46, SC by 11 2nd-03:21.  
TAMU led for 16:48. SC led for 21:30. Game was tied for 01:42.

Score tied - 5 times.  
Lead changed - 10 times.

GAME 16 - NO. RV/RV CAROLINA 70, TENNESSEE 60  
JAN. 11, 2017/KNOXVILLE, TENN./THOMPSON BOLING

**KNOXVILLE, Tenn.** - South Carolina (13-3, 3-0 SEC) picked up a 70-60 road win at Tennessee (8-8, 1-3 SEC) Wednesday night, as head coach Frank Martin earned career victory No. 200. Senior Sindarius Thornwell finished with 22 points, including 16 in the second half, as the Gamecocks improved to 3-0 in league play for the first time since 1997.

A made layup by sophomore Hassani Gravett gave Carolina its first lead of the game, 8-6, with 11:56 to go in a physical first eight minutes. The Gamecock defense held the Volunteers to 20 percent shooting (3-for-15) to start the game, including an 0-for-9 field goal drought.

A 3-pointer by sophomore PJ Dozier pushed the lead to 13-7 with 10:44 on the clock. Tennessee snapped its field goal draught with 8:40 to go, as it cut the lead to 13-9. South Carolina answered with a 5-0 run to push the lead to 18-9 with 7:50 left, forcing a timeout by Vols head coach Rick Barnes.

Two layups by freshman Rakym Felder extended the lead to double-digits as the Gamecocks led 24-11 with 5:14 to go and 27-14 at the under four media timeout with 3:55 left in the half.

Tennessee responded with a 9-0 run to end the half, cutting the lead to 27-21 at the break. Gravett led the way with in the first half with seven points. Thornwell had six to lead the starters. Carolina's defense forced 14 turnovers in the first half and held the Vols to 24 percent shooting (6-for-25). The 21 points allowed marked the ninth time this season the Gamecock defense held its opponent below 30 points in the first half.

Carolina came out of halftime swinging, as senior Duane Notice hit a 3 from the right wing to cap a 7-0 run that put the Gamecocks ahead 34-21 with 18:28 to go. Tennessee answered with a 6-0 run over the next 2:15 to trim the deficit back to single-digits, 34-27, at the first media timeout of the second half with 15:45 left.

A Gravett 3-pointer in front of the South Carolina bench off an out of bounds play put the Gamecocks ahead by 10, 43-33, with 12:51 to go. The lead was cut to seven, 50-43, with 8:28 on the clock after a layup by Robert Hubbs III.

Thornwell then scored his 20th point after splitting the defense for a close-range bucket to put Carolina up comfortably, 58-47 with 4:27 left in the contest. A layup by freshman Maik Kotsar made it 60-47 just before the final media timeout with 3:48 to go.

South Carolina remained ahead by nine or more the remainder of the game en route to the 70-60 victory. Gravett finished with 12 points and Notice with 11. Kotsar led the way on the glass with eight boards.

GAME 16



Official Basketball Box Score - Game Totals - Final Statistics  
**South Carolina vs Tennessee**  
01/11/17 8:31 p.m. ET at Knoxville, Tenn. (Thompson-Boling Arena)

**South Carolina 70 • 13-3, 3-0 SEC**

#	Player	f	Total		3-Ptr		Rebounds		PF	TP	A	T	Blk	Stl	Min
			FG	FGA	FG	FGA	FT	FTA							
21	KOTSAR, Maik	f	2-6	0-0	1-2	4	4	8	3	5	1	5	0	0	28
30	SILVA, Chris	f	2-4	0-0	0-0	1	0	1	4	4	0	0	2	2	11
0	Thornwell, Sindarius	g	6-12	1-2	9-10	2	3	5	3	22	4	4	1	4	32
10	NOTICE, Duane	g	3-5	2-4	3-4	1	2	3	2	11	0	1	0	1	32
15	DOZIER, PJ	g	2-10	1-1	1-1	1	3	4	5	6	2	6	0	1	19
12	GUEYE, Khadim	g	0-0	0-0	0-0	0	0	0	0	1	0	0	0	0	2
14	TUT, Ran	g	0-0	0-0	0-0	0	0	0	0	0	0	0	0	0	3
2	Gravett, Hassani	g	4-8	2-4	2-2	1	1	2	1	12	1	3	0	0	19
20	MCKIE, Justin	g	1-1	1-1	2-4	1	1	2	1	5	1	0	1	1	19
24	KEITA, Sedee	g	0-0	0-0	0-1	0	5	5	2	0	0	0	1	0	10
4	Felder, Rakym	g	2-6	0-1	1-3	0	2	2	1	5	2	2	0	2	14
5	Blanton, Temarcus	g	0-2	0-0	0-0	1	0	1	3	0	1	0	0	1	11
	Team					3	2	5							
	Totals		22-54	7-13	19-27	15	23	38	26	70	12	22	5	12	200

FG % 1st Half:	11-33	33.3%	2nd half:	11-21	52.4%	Game:	22-54	40.7%	Deadball Rebounds	
3FG % 1st Half:	3-8	37.5%	2nd half:	4-5	80.0%	Game:	7-13	53.8%		
FT % 1st Half:	2-5	40.0%	2nd half:	17-22	77.3%	Game:	19-27	70.4%		5

**Tennessee 60 • 8-8, 1-3 SEC**

#	Player		Total		3-Ptr		Rebounds				PF	TP	A	T	Blk	Stl	Min
			FG	FGA	FG	FGA	FT	FTA	Off	Def							
11	Alexander, Kyle	f	1-1	0-0	1-2	2	2	4	0	3	0	3	1	0	0	11	
2	Williams, Grant	f	3-8	0-1	9-12	5	1	6	4	15	0	2	3	0	0	32	
0	Bone, Jordan	g	3-10	1-1	1-3	0	1	1	0	7	1	5	0	3	0	20	
23	Bowden, Jordan	g	1-7	0-2	2-2	1	2	4	4	0	3	0	0	0	0	19	
3	Hubbs III, Robert	g	4-11	0-2	4-4	2	5	7	1	12	2	1	1	0	0	35	
1	Turner, Lamonte	g	2-4	1-2	7-8	1	1	2	3	12	2	3	0	3	0	26	
12	Parker, Kwe	g	0-0	0-0	0-0	0	2	2	1	0	1	2	0	0	0	4	
11	Evans, Lew	g	1-2	0-0	0-0	1	2	3	2	2	0	0	0	0	0	4	
25	Phillips, Shembani	g	0-4	0-2	0-0	0	2	2	3	0	1	1	0	0	0	9	
5	Schofield, Admiral	g	2-5	0-1	1-2	1	1	2	4	5	3	2	0	0	0	30	
	Team					4	2	6									
	Totals		17-52	1-11	25-33	17	20	37	22	60	10	22	5	6	200		

FG % 1st Half:	6-25	24.0%	2nd half:	11-27	40.7%	Game:	17-52	32.7%	Deadball Rebounds	
3FG % 1st Half:	0-4	0.0%	2nd half:	1-7	14.3%	Game:	1-11	9.1%		
FT % 1st Half:	9-16	56.3%	2nd half:	16-17	94.1%	Game:	25-33	75.8%		3

Officials: Antino Petty, Ron Groover, Terry Ogelsby  
Technical fouls: South Carolina-None. Tennessee-None.  
Attendance: 13794

Score by periods	1st	2nd	Total
South Carolina	27	43	70
Tennessee	21	39	60

Last FG - SC 2nd-01:10, UT 2nd-00:48.  
Largest lead - TAMU by 15:10-46, SC by 2 1st-19:13.  
SC led for 31:52. UT led for 03:18. Game was tied for 00:45.

Score tied - 3 times.  
Lead changed - 1 time.

GAME 17 - NO. RV/RV CAROLINA 67, OLE MISS 56  
JAN. 14, 2017/COLONIAL LIFE ARENA

**COLUMBIA, S.C.** - South Carolina (14-3, 4-0 SEC) remained unbeaten in SEC play with a 67-56 win over Ole Miss (10-7, 1-4 SEC) at Colonial Life Arena Saturday night. Four Gamecocks were in double-figures, led by sophomore Chris Silva, who recorded his second career double-double with 16 points and 10 rebounds in 28 minutes.

Carolina jumped out to a 6-0 lead thanks to six early points from sophomore PJ Dozier. The Gamecocks led 6-2 at the first media timeout with 15:56 on the clock. Freshman Maik Kotsar was efficient on the glass, pulling down three offensive rebounds early on. A 3-pointer by Cullen Neal brought the Rebels within three, 10-7, at the next media timeout with 11:31 left. Each team had shooting woes early, as Carolina started 2-for-16 (13 percent) and Ole Miss 2-for-9 (22 percent).

Rasheed Brooks brought the rebels within three again, 16-13, after a made 3 with 8:34 to go. The Gamecocks pushed the lead to six, 19-13, after

GAME 18 - 24/24 CAROLINA 57, 19/21 FLORIDA 53  
JAN. 18, 2017/COLONIAL LIFE ARENA

COLUMBIA, S.C. - No. 24/24 South Carolina (15-3, 5-0 SEC) powered past No. 19/21 Florida (14-4, 5-1 SEC), 57-53, down the stretch Wednesday night in a battle of unbeaten teams in SEC play at Colonial Life Arena. Senior guard Sindarius Thornwell led all scorers with 20 points, moving into the top 10 in Carolina history in career points scored in the contest.

Both teams were scoreless at the first media timeout with 15:48 on the clock. Carolina and Florida were a combined 0-5 from the field with nine turnovers between the two squads early on. The game's first hoop came at the 14:12 mark when Florida's Kasey Hill stole the ball and laid it in on the other end. Another steal-layup by Hill on the ensuing possession put the Gators in front 4-0 with 13:55 to go.

Freshman Rakym Felder knocked down a 3 from the corner to put the Gamecocks on the board with 12:27 on the clock, and the score remained 4-3 until the next media timeout.

Right out of the media timeout, Felder connected on another 3, this one from the right wing to give the Gamecocks their first lead of the night, 6-4, with 11:32 remaining in the half. South Carolina's first three hoops came from behind the arch, as senior Justin McKie knocked down a long-ball with 10:22 left to make it 9-6.

The score was all knotted up at 13-13 at the under-eight media timeo with 7:21 to go. After the team's combined for just seven points in the first eight minutes, they combined for 19 in the next 4:30. Carolina held a 15-11 edge on the glass early.

The Gators rallied and went on 10-3 run to take a 23-16 lead at the final media timeout with 3:44 left in the first half. The team's redacted baskets the rest of the half, as Florida took a 28-21 lead at halftime. Hill led all scorers with 11 at the break. Felder had seven at the half to lead the Gamecocks. Carolina shot 7-for-30 (23 percent) and the Gators were 12-of-31 in the opening stanza (39 percent).

The Gamecocks opened half two on a 5-1 run thanks to four points from sophomore Chris Silva to cut the deficit to three, 29-26, with 18:23 to go. Carolina pushed the run to 9-2 and tied the game 30-30 at the first media timeout of the second half with 15:47 to go. A free throw by freshman Maik Kotsar put the Gamecocks in front 31-30 with 13:35 on the clock, giving the team its first lead since the 10:22 mark of the opening half.

An and-1 transition bucket by Thornwell gave the Gamecocks their largest lead of the game, 35-30, at the under 12 media timeout with 11:58 to go. The Carolina defense held Florida scoreless for 5:44 to that point with their last point coming at the free throw line at the 17:42 mark. The Gators were 0-for-8 to start the second half, their last field goal coming with 1:01 to go in the opening half. A Devin Robinson dunk ended the draught for Florida with 11:20 on the clock to make it 35-32.

A pair of free throws trimmed the Gamecock lead to 38-30 with 8:49 left in the game. The score remained 40-38 at the under eight media timeout with 7:59 to go. A Thornwell made 3 pushed the lead back to five, 45-40, forcing a timeout by Gator head coach Mike White with 5:51 to go in the game.

An and-1 by Silva put Carolina up six, 48-42, but Florida answered with a 4-0 run to make it 48-46 just before the final media timeout with 2:59 on the clock. Florida came within one, 52-51, but Thornwell knocked down two huge free throws on the ensuing possession to make it 54-51 with 53 seconds to go.

The Gators came within one again after a bucket by Chris Chiozza with 40 seconds remaining. Carolina turned to Dozier to make a play on the next possession. The Columbia, S.C., native answered the bell and took it hard to the rack from the left wing and kissed in a contested left-handed layup to make it 56-53 with 22 seconds left. The Gamecocks forced a turnover on the next possession and Thornwell hit a big free throw to make it a two-possession game, 57-53, with 16 seconds left.

Florida guard Canyon Barry attempted a 3 at the opposite end, but the shot wouldn't fall and the ball would be out of bounds to Carolina. Dozier threw a baseline pass to a wide-open Thornwell who ran out the clock, sealing the 57-53 win.

GAME 18



Official Basketball Box Score - Game Totals - Final Statistics  
Florida vs South Carolina  
1/18/17 6:30 p.m. ET at Columbia, S.C. (Colonial Life Arena)

Florida 53 • 14-4, 5-1 SEC

#	Player	f	Total		3-Ptr		Rebounds			PF	TP	A	T	Blk	Stl	Min
			FG	FGA	FG	FGA	FT	FTA	Off							
01	Robinson, Devin	f	4-11	0-2	0-2	5	5	10	1	8	0	2	0	1	1	31
23	Leon, Justin	f	0-4	0-2	0-0	1	2	3	4	0	1	0	0	1	0	11
11	Egbunnu, John	c	2-3	0-0	3-7	1	3	4	3	7	1	0	0	2	0	20
00	Hill, Kasey	g	5-8	0-0	1-3	0	1	1	5	11	2	3	0	4	0	26
05	Allen, KeVaughn	g	0-3	0-2	1-2	0	2	2	4	1	0	0	0	0	0	18
08	Hester, Eric	0	0-0	0-0	0-0	0	0	0	0	0	0	0	0	0	0	1
11	Chiozza, Chris	1	1-4	0-2	2-2	1	3	4	2	4	4	5	0	2	0	15
13	Hayes, Kevarrius	2	2-3	0-0	2-2	1	2	1	2	6	0	0	0	1	0	25
24	Barry, Canyon	4	0-3	0-6	5-5	0	0	0	2	13	0	2	0	0	0	25
25	Stone, Keith	0	4-13	0-3	1-5	1	5	6	4	1	0	0	0	1	0	23
23	Rimmer, Schuyler	1	1-2	0-0	0-0	0	0	0	1	2	0	2	0	1	0	3
Team						3	2	5				1				
Totals			19-54	0-17	15-28	13	24	37	27	53	8	16	5	9	200	

FG % 1st Half: 12-31 38.7% 2nd half: 7-23 30.4% Game: 19-54 35.2%  
3FG % 1st Half: 0-8 0.0% 2nd half: 0-9 0.0% Game: 0-17 0.0%  
FT % 1st Half: 4-8 50.0% 2nd half: 11-20 55.0% Game: 15-28 53.6%

South Carolina 57 • 15-3, 5-0 SEC

#	Player	f	Total		3-Ptr		Rebounds			PF	TP	A	T	Blk	Stl	Min	
			FG	FGA	FG	FGA	FT	FTA	Off								Def
21	KOTSAR, Maik	f	2-6	0-0	1-2	4	5	9	3	5	1	2	1	0	26		
30	SILVA, Chris	f	3-8	0-0	5-5	1	6	7	4	11	0	4	2	1	18		
00	THORNWELL, Sindarius	g	5-11	1-2	9-13	2	3	5	3	20	1	1	0	2	32		
10	NOTICE, Duane	g	0-2	0-2	0-0	0	2	2	3	0	1	0	1	2	31		
15	DOZIER, PJ	g	2-9	0-3	6-9	0	2	2	4	10	0	1	1	0	30		
04	FELDER, Rakym	2	2-11	2-5	1-2	0	5	5	4	7	3	3	0	1	22		
05	BLANTON, TeMarcus	0	0-0	0-0	0-0	0	0	0	0	0	0	0	0	0	2		
12	GUEYE, Khadim	0	0-0	0-0	0-0	0	0	0	1	0	0	0	0	0	3		
20	MCKIE, Justin	1	3-1	1-1	0-0	1	2	3	1	3	2	0	0	1	23		
24	KEITA, Sedee	0	1-0	0-0	1-3	1	3	4	5	1	1	3	1	0	13		
Team						3	1	4									
Totals			15	51	4	13	23	34	12	29	41	28	57	8	15	6	200

FG % 1st Half: 7-30 23.3% 2nd half: 8-21 38.1% Game: 15-51 29.4%  
3FG % 1st Half: 3-10 30.0% 2nd half: 1-3 33.3% Game: 4-13 30.8%  
FT % 1st Half: 4-9 44.4% 2nd half: 19-25 76.0% Game: 23-34 67.6%

Officials: Joe Lindsay, Anthony Jordan, Ted Valentine  
Technical fouls: Florida-None. South Carolina-None.  
Attendance: 15638

Score by periods	1st	2nd	Total
Florida	28	25	53
South Carolina	21	36	57

Last FG - UF 2nd-00:40, SC 2nd-00:22.  
Largest lead - UF by 8 1st-01:47, SC by 6 2nd-10:01.  
UF led for 13:06. SC led for 16:18. Game was tied for 10:36.

Score tied - 4 times.  
Lead changed - 3 times.

GAME 19 - 5/5 KENTUCKY 85, 24/24 CAROLINA 69  
JAN. 21, 2017/LEXINGTON, KY/RUPP ARENA

LEXINGTON, Ky. - No. 24/24 South Carolina (15-4, 5-1 SEC) was handed its first conference loss of the season Saturday evening at Rupp Arena, as it fell 85-69 to No. 5 Kentucky (17-2, 7-0 SEC). Senior Sindarius Thornwell led all scorers with a new career-high 34 points.

The Wildcats forced three turnovers early and jumped out to a quick 7-0 lead. They extended the lead to 10, 13-3, at the first media timeout with 15:52 left. A transition hoop by Malik Monk pushed the lead to 23-6, forcing head coach Frank Martin to take a timeout with 11:26 to go. Carolina had eight turnovers and was 2-for-7 (29 percent) from the field to begin the contest. Kentucky started the game 9-for-13 (69 percent).

Redshirt sophomore Hassani Gravett came off the bench and knocked down a 3 from the right wing, trimming the deficit to 28-15 with 8:03 to go in the first half. The Villa Rica, Ga., native, continued to swing momentum back in the Gamecocks favor as he had two steals and two transition hoops to make it 30-21 with 6:43 left.

Thornwell then threw down a huge dunk to cap an 8-0 run, bringing Carolina within seven, 30-23, at the under eight media timeout with 5:46 to go. The Lancaster, S.C., native pushed the run to 12-0 after knocking down four-straight free throws to bring the Gamecocks within three, 30-27, with 4:39 on the clock. Derek Willis knocked down a 3 to end the draught for the Wildcats on the ensuing possession to bring the score to 33-27 at the final media timeout of the first half with 3:53 to go.

Kentucky pushed its lead back to double-digits, but Thornwell was able to get to the rim to make it 39-31 with just over two minutes to go in the half. The Wildcats answered immediately as Monk drew contact from behind the arc and knocked all three free throws down to make it 42-31 with 1:58 on the clock.

Monk and Thornwell then exchanged 3s as the lead remained 11 with 42 seconds left in the half. Thornwell drove to the hole and drew a foul with 0.4 seconds left. He knocked down both shots at the charity stripe as the Gamecocks trailed by nine heading to halftime, 47-38.

Thornwell led all scorers at the break with 20 points (5-of-10 from the field, 9-of-10 from the free throw line). He had 19 points over a nine-minute stretch in the opening half. Gravett had seven to lead all bench players. Carolina shot 52 percent in the opening half (13-of-25), and Kentucky shot 65 percent (17-of-26).

The Gamecocks opened the second half on a 5-0 run, forcing a timeout by Wildcat head coach John Calapari with 18:28 to go and the score 47-42. Kentucky respond with a 7-0 run to push its lead back to double-digits, 55-44, forcing Martin to take a timeout with 16:09 remaining.

Two 3s from the left wing by sophomore TeMarcus Blanton cut the score to 60-52 with 13:40 to go, but the Wildcats pushed the lead back to 10, 64-54, at the under-12 media timeout with 11:39 on the clock.

Thornwell had a tip in put back off his own miss with 10:20 to go and made it 67-57. The basket marked his 28th point and a new career-high for the senior guard. A dunk by Edrice Adebayo put the lead back at 14, 71-57, at the next media timeout with 7:08 left in the game.

The Gamecocks got some solid looks down the stretch but were unable to breakthrough the final seven minutes, as Kentucky led by double-digits the rest of the way en route to the 85-69 victory.

GAME 19



Official Basketball Box Score - Game Totals - Final Statistics  
South Carolina vs Kentucky  
01-21-17 6:00 pm at Rupp Arena - Lexington, KY

South Carolina 69 • 15-4, 5-1

#	PLAYER		Total		3-Ptr		Rebounds					PF	TP	A	T	Blk	Stl	Min
			FG	FGA	FG	FGA	FT	FTA	Off	Def	Total							
21	KOTSAR, Maik	f	2	2	0-0	0-0	0	0	1	1	4	4	1	1	0	0	1	16
30	SILVA, Chris	f	1	2	0-0	1-2	1	3	4	4	3	0	0	0	0	0	9	
00	THORNWELL, Sindarius	g	9	23	2-6	14-15	3	3	6	2	34	1	3	1	3	1	37	
04	FELDER, Rakym	g	1	6	0-3	1-2	0	3	3	2	3	3	4	0	0	0	19	
10	NOTICE, Duane	g	2	7	0-4	0-0	1	0	1	1	4	4	1	0	1	0	37	
02	GRAVETT, Hassani	3	3	4	1-1	0-0	0	0	1	1	4	7	0	1	0	1	12	
05	BLANTON, TeMarcus	5	5	6	2-2	0-0	1	0	1	0	12	0	0	0	0	0	1	
20	MCKIE, Justin	1	1	7	0-4	0-0	1	2	3	4	2	4	0	0	0	0	33	
23	HINSON, Evan	0	0	0	0-0	0-0	0	0	0	0	0	0	0	0	0	0	1	
24	KEITA, Sedee	0	1	0	0-0	0-0	2	1	3	2	0	0	0	0	0	2	17	
31	HOLLIMAN, Jarrell	0	0	0	0-0	0-0	0	0	0	3	0	0	0	0	0	0	10	
	Team						2	2	4									
Totals			24	58	5-20	16-19	11	16	27	26	69	11	13	1	7	200		

FG % 1st Half: 13-25 52.0% 2nd half: 11-33 33.3% Game: 24-58 41.4%  
3FG % 1st Half: 2-5 40.0% 2nd half: 3-15 20.0% Game: 5-20 25.0%  
FT % 1st Half: 10-12 83.3% 2nd half: 6-7 85.7% Game: 16-19 84.2%

Kentucky 85 • 17-2, 7-0

#	Player		Total		3-Ptr		Rebounds			PF	TP	A	T	Blk	Stl	Min
			FG	FGA	FG	FGA	FT	FTA	Off							
03	Adebayo, Edrice	f	5-6	0-0	8-12	2	1	3	4	18	1	1	0	2	29	
32	Gabriel, Wenyen	f	4-9	3-8	0-0	1	4	5	1	11	2	0	1	1	27	
00	Fox, DeAaron	g	3-3	0-0	0-1	0	1	1	0	6	1	0	0	0	8	
05	Monk, Malik	g	9-14	4-7	5-6	0	3	3	0	27	1	4	1	2	36	
13	Briscoe, Isaiah	g	0-2	0-1	0-0	1	2	3	4	0	4	7	0	0	29	
08	Killelea-Jones, Sacha	0	0-0	0-0	0-0	0	0	0	0	0	0	0	0	0	2	
14	Wynnyard, Tai	0	0-0	0-0	0-0	0	0	0	0	0	0	0	0	0	1	
15	Humphries, Isaac	2	2-2	0-0	2-2	2	2	4	3	6	0	2	0	0	10	
20	Calipari, Brad	0	0-0	0-0	0-0	0	0	0	0	0	0	0	0	0	1	
25	Hawkins, Dominique	1	1-4	0-1	3-3	0	3	3	4	5	2	2	0	1	28	
35	Willis, Derek	4	4-8	1-3	3-4	1	6	7	0	12	1	2	1	0	29	
Team						1	2	3								
Totals			28	48	8-20	21-28	8	24	32	16	85	17	17	5	6	200

FG % 1st Half: 17-36 47.2% 2nd half: 11-22 50.0% Game: 28-48 58.3%  
3FG % 1st Half: 5-12 41.7% 2nd half: 3-8 37.5% Game: 8-20 40.0%  
FT % 1st Half: 9-9 88.9% 2nd half: 13-19 68.4% Game: 21-28 75.0%

Officials: Karl Hess, Ron Grover, Chuck Jones  
Technical fouls: South Carolina-None. Kentucky-None.  
Attendance: 24389

Score by periods	1st	2nd	Total
South Carolina	38	31	69
Kentucky	47	38	85

Last FG - SC 2nd-00:14, UK 2nd-01:27.  
Largest lead - SC, UK by 13 2nd-01:27.  
SC led for 00:00. UK led for 39:50. Game was tied for 00:10.

Score tied - 0 times.  
Lead changed - 0 times.

GAME 20 - 23/24 CAROLINA 98, AUBURN 69  
JAN. 24, 2017/COLONIAL LIFE ARENA

COLUMBIA, S.C. - No. 23/24



GAME 21 - 23/24 CAROLINA 63 - MIZZOU 53  
JAN. 28, 2017/MIZZOU ARENA/COLUMBIA, MO.

COLUMBIA, Mo. - No. 23/24 South Carolina (17-4, 7-1 SEC) picked up its third road win in SEC play after downing Missouri (5-15, 0-8 SEC), 63-53, Saturday night. The Gamecocks are now tied atop the conference standings with No. 4 Kentucky (17-4, 7-1 SEC). Senior Sindarius Thornwell recorded his ninth career double-double with 16 points and 11 rebounds to lead the team. The 11 rebounds matched a career-high.

Carolina fell behind 7-0 after starting 0-for-5 from the field. The Gamecocks clawed back into the game with a 10-2 run, capped by a corner 3 by senior Justin McKie with 11:33 remaining in the first half. The long-ball just after the second media timeout gave Carolina its first lead of the game, 10-9.

The teams exchanged hoops the next several minutes, as the physical game remained tight with the score knotted up 19-19 at the final media timeout of the first half with 3:15 to go.

After trailing 22-21 with 1:11 to go, the Gamecocks ended the first half on a 5-0 run. Freshman Rakym Felder hit his third 3-pointer of the half to put Carolina ahead 24-22 with 51 seconds on the clock.

On the opening half's final possession, TeMarcus Blanton missed a decent look from behind the arc. Freshman Hassani Gravett was able to corral the offensive board and hit a fade away jumper from the left baseline with three seconds left to give the Gamecocks some momentum heading into the locker room, up 26-22 at the break.

Both teams were unable to find their stroke offensively in the first half. South Carolina was 10-for-27 (37 percent) from the field and the Tigers were 7-for-21 (33 percent) from the floor. There was 20 combined turnovers, as each team had 10. The Gamecocks made five 3s and outscored Missouri's bench 19-0. Felder led all scorers at the break with 12 (4-for-7), marking his sixth time this season in double-figures.

Just before the first media timeout of the second half, Thornwell found fellow senior Duane Notice spotting up behind the arc in transition. Notice knocked down the shot to put Carolina up by seven, 31-24, with 15:38 to go. Thornwell then scored five-straight to put the Gamecocks ahead by double-digits for the first time, 38-28, with 12:56 to play.

Back-to-back 3s for South Carolina by Notice and sophomore PJ Dozier gave the Gamecocks their biggest lead of the game, 46-33, with 10:10 remaining. The lead remained 13, 48-35, at the under eight media timeout with 7:49 to go.

The Tigers cut the lead to seven, but Notice knocked down his third 3 of the game to put the lead back to 10. Missouri answered on the other end with a bucket to make it 56-48 at the final media timeout with 3:18 to go. The Tigers would come within seven once more down the stretch as Carolina held on for the 63-53 victory.

Thornwell was perfect from the free throw line for the second-straight game, as he finished 7-for-7. The team shot 14-for-19 (74 percent) at the charity stripe overall Saturday night. Felder was the only other Gamecock to join Thornwell in double-figures with 13.

GAME 22 - 19/20 CAROLINA 88 - LSU 63  
FEB. 1, 2017/MARAVICH CENTER/BATON ROUGE, LA.

BATON ROUGE, La. - No. 19/20 South Carolina (18-4, 8-1 SEC) led from start to finish in an 88-63 victory at LSU (9-12, 1-8 SEC) Wednesday night. With the win, the team remains tied with No. 8/6 Kentucky (18-4, 8-1 SEC) atop the SEC standings. Four Gamecocks scored in double figures, led by senior Duane Notice and sophomore PJ Dozier's 17 points.

Carolina had a textbook start on the road, opening up a 12-3 lead at the first media timeout with 15:47 to go. The Gamecocks started the game 4-for-6 from the field and 2-for-2 from behind the arc after transition 3s from Notice and Dozier.

The lead grew to 18-3 after an offensive rebound and layup by sophomore Hassani Gravett with 14:16 on the clock. The Tigers went on a 5-0 run to cut the deficit to 10, but two baskets by senior Sindarius Thornwell made it 22-8, forcing a timeout by LSU head coach Johnny Jones with 11:42 left in the opening half.

The timeout was unsuccessful in halting Carolina's momentum, as an and-1 play by Notice pushed the lead to 20 for the first time, 30-9, with 8:46 on the clock. The three-point play capped an 8-0 run for the Gamecocks, as they led 32-14 at the under eight media timeout. Carolina started 12-for-20 (60 percent) from the field and held the Tigers to 5-of-14 (36 percent) shooting, forcing eight turnovers.

Brandon Sampson scored eight-straight points for LSU to make it 40-25 with 4:18 left, but the Gamecocks answered as the lead grew went back to 19, 44-25, at the final media timeout of the first half with 3:10 to go.

Three Carolina players were in double figures at the half, as Carolina led 50-32. Dozier led the way with 14. Sophomore Chris Silva had 12 and Thornwell had 11 as the Gamecocks shot 58 percent (19-for-33) in the first half. Carolina forced 11 turnovers and outscored LSU 30-16 in the paint en route to scoring 50 points in the opening half for the first time this season in SEC-play.

The Gamecocks started the second half 1-of-7 from the floor, as the Tigers cut the lead to 12, 52-40, at the first media timeout with 15:47 left in the game. Notice hit two free throws after a technical foul on the Tigers to make it 59-40 with 14:49 to go.

South Carolina extended its run to 13-0 over a four-minute span take its biggest lead of the game, 65-40, with 11:43 remaining at the under 12 media timeout. It was 75-56 at the next media break, but a 3-pointer from the right wing by senior Justin McKie matched the Gamecocks biggest lead, 81-56, with 4:36 to go.

Carolina led 81-60 at the final media timeout with 3:09 on the clock and went on to win by 25, 88-63, marking its largest road victory of the season in conference play. The Gamecocks shot just under 50 percent (30-for-61) from the floor in the game, forcing 22 turnovers that led to 34 points. Silva and Thornwell each finished with 16 points to join Notice and Dozier in double figures.

GAME 23 - 19/20 CAROLINA 77, GEORGIA 75  
FEB. 4, 2017/COLONIAL LIFE ARENA

COLUMBIA, S.C. - Paced by sophomore guard PJ Dozier's seventh 20-point game of the season and four 3-pointers each from seniors Sindarius Thornwell and Duane Notice, No. 19/20 Carolina held off Georgia to register a 77-75 win Saturday afternoon at Colonial Life Arena. The victory improved the Gamecocks' record to 19-4 and 9-1 in the SEC and kept them unbeaten at home in conference action. Georgia dropped to 13-10 overall and 4-6 in league play following the loss.

Dozier finished with a game-high 21 points, including five over the final 1:52 to help Carolina hold off Georgia's late rally. Thornwell chipped in 18 points, while Notice added 15 for a Gamecock backcourt unit that accounted for 68 of Carolina's points Saturday. The Gamecocks shot 45.8 percent from the 3-point line and knocked down 11 field goals from beyond the arc for the game. A strong defensive showing in the second half keyed Carolina's victory, as the Bulldogs were held without a field goal for a stretch of over eight minutes in the final period.

The two offenses began to get into a rhythm in a back-and-forth final 10 minutes of the half. Notice netted his second field goal of the afternoon in style, delivering a three-point play from the right block, and Dozier's jumper answered a Georgia 3-pointer and gave the Gamecocks a 24-23 lead with just over eight minutes remaining in the half. The Bulldogs' seventh-straight made-field goal resulted in a three-point play and put Georgia in front 28-26 before a great drive inside from Thornwell set the guard up for a tough left-handed layup and made it 28-28 with 4:16 to play in the period. The basket put the senior in double-figures with 11 for the Gamecocks, whose backcourt provided all of Carolina's points in the opening 20 minutes.

Sparked by Dozier, the Gamecocks called 10 of the half's final 16 points to pull even with the Bulldogs at the break. The sophomore's layup cut the Bulldog lead to 32-30, and his fourth field goal of the half made it 35-34 Gamecocks with just over a minute left in the half. Dozier capped off the impressive stretch with a 3-pointer off a kick-out pass from redshirt sophomore guard Hassani Gravett to put Carolina ahead 38-36 before Bulldog guard J.J. Frazier converted a pair of free throws to send the two teams into the locker room tied at 38. Thornwell and Dozier totaled 11 points each in the half for a Carolina team that shot 7-of-13 from the 3-point line in the first period.

The Gamecock backcourt continued to answer the call from long range out of the break, and Notice's third 3-pointer established a 44-40 Carolina lead with just over three minutes gone in the second half. The Bulldogs battled back with six-straight points to take a 46-44 lead, but Notice again delivered from the corner. The guard, who knocked in at least three 3-pointers for the eighth time this season, connected on a shot from beyond the arc from the left side to put the Gamecocks back in front 47-46 with 14:29 to play. Felder brought the Carolina fans to their feet less than two minutes later after using a pump fake to get into the lane and bank home a nifty layup that made it 49-48 Gamecocks in the tightly contested affair.

The contest remained a one-possession game, and another Georgia free throw pulled the Bulldogs even at 51 as the teams headed into the final 10 minutes. Freshman forward Malik Kotsar displayed great touch down low with a turnaround jumper from the left block that made it 53-51 Gamecocks and provided the start of an 8-0 Carolina run. The Gamecock free throws over the next 90 seconds provided the largest lead of the game for Carolina at 56-51, and momentum continued to shift towards the home side when Thornwell drilled a 3-pointer to stretch the advantage to 59-51 with 7:30 to play. Thornwell supplied another big play less than two minutes later when the senior swiped the ball away and made a layup on the other end to give the Gamecocks a 61-54 cushion with just over six minutes remaining in the game.

Georgia's points continued to come from the charity stripe, and two free throws from Frazier cut the Gamecock lead to 62-58 with 4:37 left. Carolina responded with two free throws from Kotsar to push the lead to 64-58 before the Gamecocks again seized control via the 3-point line. Senior guard Justin McKie knocked down the shot, finding the bottom of the net from the left side to make it 67-58 late in the contest. The Bulldogs' first field goal in over eight minutes made it 67-60, and Georgia inched closer when it converted a three-point play to cut the lead to 69-63 with just over two minutes remaining. The Bulldogs would not go away, as they came to within four of the lead at 73-69 with 26 seconds to play following a jumper from Frazier and a free throw by guard William Jackson II.

The contest became a one-possession game at 74-71 when Jackson II laid it in, and Georgia cut the Carolina advantage to 75-73 on another basket from Frazier. The Gamecocks' ensuing in-bounds pass sent the ball to McKie, who headed to the line after being fouled with just six seconds remaining. The senior calmly connected on both attempts from the charity stripe to make it 77-73, and Georgia's tip-in following its missed 3-pointer with a second remaining was not enough to make up the difference.

Carolina shot 43.3 percent from the floor for the afternoon and scored 16 points off 15 Georgia turnovers. Saturday's game featured 18 lead changes, with neither team able to build a double-digit lead throughout the contest.

GAME 23

Official Basketball Box Score - Game Totals - Final Statistics  
Georgia vs South Carolina  
2/4/17 2 p.m. ET at Columbia, S.C. (Colonial Life Arena)

Georgia 75 • 13-10, 4-6 SEC																
#	Player	Total		3-Ptr		Rebounds		PF	TP	A	T	Blk	Stl	Min		
		FG	FGA	FG	FGA	FT	FTA									
11	Maten, Yante	f	6-13	0-0	6-9	1	3	4	5	18	1	0	4	1	30	
34	Ogbeide, Derek	f	1-3	0-0	3-4	1	3	11	1	5	0	1	0	0	26	
00	Jackson II, William	g	3-7	2-5	1-2	0	1	1	1	9	2	1	0	0	21	
03	Parker, Juwan	g	3-6	0-0	5-5	0	5	5	2	11	1	5	0	2	30	
30	Frazier, J.J.	g	5-11	1-1	7-8	0	3	3	4	18	5	5	0	2	36	
02	Harris, Jordan	g	3-4	2-3	0-0	0-0	3	3	5	8	2	1	0	0	19	
05	Diatte, Pape	g	0-1	0-0	0	1	0	1	0	1	1	0	0	0	14	
13	Wilridge, Et'orrion	g	0-0	0-0	0-0	0	0	0	0	0	0	0	0	1	1	
2	Edwards, Mike	g	3-4	0-0	0-0	3	1	4	2	6	0	0	1	0	23	
Team						1	3	4								
Totals			24-49	5-9	22-28	9	27	36	20	75	12	15	5	6	200	
FG % 1st Half: 12-25 48.0%    2nd half: 12-24 50.0%    Game: 24-49 49.0%    Deadball Rebounds 6.1																
3FG % 1st Half: 3-5 60.0%    2nd half: 2-4 50.0%    Game: 5-9 55.6%																
FT % 1st Half: 11-13 84.6%    2nd half: 11-15 73.3%    Game: 22-28 78.6%																

South Carolina 77 • 19-4, 9-1 SEC

#	Player		FG	FGA	FG	FGA	FT	FTA	Off	Def	TP	TP	A	T	Blk	Stl	Min	
21	KOTSAR, Malik	f	2-5	0-0	3-4	3	4	7	5	7	0	1	1	0			22	
30	SILVA, Chris	f	1-6	0-0	0-2	0	0	5	2	0	0	0	0	0	0	0	16	
00	THORNWELL, Sindarius	f	6-17	4-7	2-4	3	4	7	3	18	2	1	0	3	37			
10	NOTICE, Duane	g	5-8	4-7	1-1	0	2	2	15	3	2	0	1	1			32	
15	DOZIER, PJ	g	7-14	1-3	6-12	0	3	2	1	21	3	0	1	2			36	
02	GRAVETT, Hassani	g	0-1	0-1	0-0	1	2	3	0	0	2	1	0	0	0	0	14	
04	FELDER, Rakym	g	3-4	1-2	0-0	1	1	2	1	7	0	1	0	0	0	0	8	
05	BLANTON, TeMarcus	g	0-0	0-0	0-0	0	0	0	0	0	0	0	0	0	0	0	2	
12	GUEYE, Khadim	g	0-0	0-0	0-0	0	0	0	0	1	0	1	0	0	0	0	10	
2	MCKIE, Justin	g	2-5	1-4	2-2	0	0	0	3	7	2	1	0	3	3	21		
24	KEITA, Sedee	g	0-0	0-0	0-0	0	0	0	0	1	0	0	0	0	0	0	2	
Team			4	0	4	0	4						1					
Totals			26	60	11	24	14	25	12	16	28	22	77	13	8	2	9	200
FG % 1st Half: 15-33		45.5%	2nd half: 11-27		40.7%	Game: 26-60		43.3%	Deadball Rebounds									
3FG % 1st Half: 7-13		53.8%	2nd half: 4-11		36.4%	Game: 11-24		45.8%	5									
FT % 1st Half: 1-6		16.7%	2nd half: 13-19		68.4%	Game: 14-25		56.0%										

Officials: John Higgins, Brian Shey, Garrick Shannon  
Technical fouls: Georgia-None. South Carolina-None.  
Attendance: 18000

Score by periods									
	1st	2nd	Total						
Georgia	38	37	63						
South Carolina	38	39	77						

Last FG - UGA 2nd-00:00, SC 2nd-01:15.  
Largest lead - UGA by 4 1st-16:47, SC by 9 2nd-03:17.  
UGA led for 11:16. SC led for 23:16. Game was tied for 05:28.

GAME 21

Official Basketball Box Score - Game Totals - Final Statistics  
South Carolina vs Mizou  
1-28-17 7:31 PM at Columbia, Mo. (Mizzou Arena)

South Carolina 63 • 17-4, 7-1																	
#	Player		Total	3-Ptr	Rebounds												
			FG	FGA	FT	FTA	Off	Def	Total	PF	TP	A	TO	Blk	Stl	Min	
21	KOTSAR, Malik	f	1-5	0-0	0-0	0-0	2	4	6	2	2	2	1	0	1	32	
30	SILVA, Chris	f	2-4	0-0	3-4	3	3	6	4	7	0	2	1	0	0	16	
00	THORNWELL, Sindarius	g	4-15	1-7	7-7	2	9	11	2	16	2	2	2	1	2	30	
10	NOTICE, Duane	g	3-6	3-6	0-0	0	2	2	2	9	0	3	1	0	0	29	
15	DOZIER, PJ	g	3-13	1-4	0-2	2	3	5	3	7	0	3	1	0	1	23	
02	GRAVETT, Hassani		1-3	0-1	2-2	1	0	1	2	4	0	1	0	1	0	9	
04	FELDER, Rakym		4-7	3-4	2-4	0	0	0	0	13	2	1	0	0	0	19	
05	BLANTON, TeMarcus		1-3	0-2	0-0	0	2	2	2	2	1	1	0	1	0	18	
12	GUEYE, Khadim		0-0	0-0	0-0	0	0	0	0	1	0	0	0	1	0	7	
2	MCKIE, Justin		1-1	1-1	0-0	0	3	3	1	3	2	1	0	1	1	17	
Team							1	6	7								
Totals			20-57	9-25	14-19	11	32	43	19	63	9	14	4	6	2	200	
FG % 1st Half: 10-27 37.0%    2nd half: 10-30 33.3%    Game: 20-57 35.1% <span>Deadball</span>																	
3FG % 1st Half: 5-15 33.3%    2nd half: 4-10 40.0%    Game: 9-25 36.0% <span>Rebounds</span>																	
FT % 1st Half: 1-2 50.0%    2nd half: 13-17 76.5%    Game: 14-19 73.7%																	

Mizzou 53 • 5-15, 0-8

#	Player	Total		3-Ptr		Rebounds		PF	TP	A	T
---	--------	-------	--	-------	--	----------	--	----	----	---	---



GAME 24 - ALABAMA 90, 19/16 CAROLINA 86  
FEB. 7, 2017/COLONIAL LIFE ARENA

**COLUMBIA, S.C.** - No. 19/16 South Carolina (19-5, 9-2 SEC) fell short, 90-86, in a four-overtime contest at Colonial Life Arena to Alabama (14-9, 7-4 SEC) Tuesday night. Senior Sindarius Thornwell tallied career-highs with 44 points and 21 rebounds. He also made 25 free throws, marking a new South Carolina record, and an SEC record in league contests.

The Crimson Tide took advantage of a poor shooting start for the Gamecocks (0-6-7), jumping out to a 10-2 lead at the first media timeout with 15:17 left. They extended the lead to 17-5 with 11:26 left after a 7-0 run. Carolina still couldn't buy a bucket, going 1-for-10 to that point. Alabama started 6-for-11 (55 percent) with 10 points in the paint.

The lead remained in double-digits for the Crimson Tide, as they were in front 23-10 at the next media timeout with 7:36 left. Alabama's attack was balanced early on as seven different players scored.

The shooting woes continued for the Gamecocks, as the Crimson Tide took their biggest lead of the first half, 28-11, with 3:20 to go. Carolina was unable to breakthrough in the final three minutes of the half, and trailed 32-16 at the break.

The Gamecocks' 16 first half points were a new season-low as they were held without a field goal the final 10:23 in the opening half. Thornwell led Carolina with 5 points after going 5-for-6 from the free throw line. Alabama had a 27-19 edge on the glass and outscored the Gamecocks 16-4 in the paint.

South Carolina trimmed the deficit to 11 with just under 17 minutes and trailed 37-24 at the first media timeout of the second half with 15:47 to go. Thornwell had six of the team's first eight points of the second set. The lead remained in double-figures, 46-34, at the under 12 media timeout. Senior Duane Notice knocked down a free throw then corralled his own miss and found Thornwell, who drilled a 3 as the Gamecocks used the four-point swing to trim the deficit to single digits, 48-40 with 10:08 to go.

The lead went back to 10, 50-40, at the under eight media timeout with 7:26 left. It remained 10, 54-44, at the final media timeout. Two free throws by Chris Silva brought Carolina within six, 55-49, with 2:30 to go. The Gamecocks continued to chip away at the lead after Thornwell spun to the hoop and scored from the right block with 1:59 left in the game, forcing Alabama head coach Avery Johnson to take a timeout, his team up 55-51.

Two Thornwell free throws made it 55-53 with 47 seconds left. Alabama's Shannon Hale missed the front end of a 1-and-1, as Carolina got the ball with a chance to tie or take the lead with 24.5 seconds left. Thornwell slashed to the basket and made an incredible shot as he was met with contact by two Crimson Tide defenders, drawing a foul with 13.3 seconds left. He missed the ensuing free throw and Johnson took a timeout with 8.3 seconds left. Avery Johnson Jr. missed at the end of regulation, and Thornwell tipped out the rebound as the team's headed to the first of four overtime periods tied at 57-57 after the Gamecocks erased a 16-point halftime deficit.

The teams went back-and-forth in the first overtime period. Alabama took a 62-61 lead with 2:58 to go. Thornwell then got to the line on the ensuing possession and put Carolina ahead 63-62 with 2:44 to go. Hale would hit 1-of-2 to tie it up at 63-63 with 1:40 left. Each team had two chances down the stretch but was unable to capitalize as the score remained 63-63.

In the second overtime, the Gamecocks jumped out to a 70-63 lead behind five points from sophomore PJ Dozier. The Crimson Tide then rattled off eight-straight points to take a 71-70 lead after a Johnson Jr. layup with 48 seconds left. Thornwell then scored and Johnson Jr. answered with a 3 on the other end to put Alabama ahead 74-72 with 19 seconds left. Thornwell attacked the hoop and scored the equalizer with four seconds remaining to send the game to the third overtime tied at 74-74.

Alabama pushed out to a five point lead in the third overtime period 82-77, forcing Frank Martin to take a timeout with 1:44 to play. Dozier nailed a huge 3 from the left wing out of the timeout to make it 82-80 with 1:26 to go. Thornwell got to the line again with 25 seconds left and made two to tie the contest at 82-82. UA's Corban Collins bid for a game-winning 3 fell short and the teams headed to the fourth extra period.

The fourth overtime went back-and-forth again as the team's exchanged buckets in the first three minutes. Dozier was called for his fifth foul, sending Riley Norris to the free throw line with 55 seconds left and the game tied 86-86. Norris hit both to make it 88-86. Notice got two solid looks from behind the arc, but he was unable to convert at the opposite end. Norris hit another pair of free throws to make it 90-86 with 18 seconds left. Carolina missed two 3s on its final possession of the game, as the Crimson tied held on for the four-point win.

GAME 24



Official Basketball Box Score - Game Totals - Final Statistics  
**Alabama vs South Carolina**  
2/7/17 6:30 p.m. ET at Columbia, S.C. (Colonial Life Arena)

Alabama 90 • 14-9, 7-4 SEC

##	Player	Total		3-Ptr		Rebounds		PF	TP	A	T	Bk	Stl	Min
		FG	FGA	FG	FGA	Off	Def							
21	Olianiyan, Bola	f	1-1	0-0	0-0	1	0	1	2	0	2	0	0	8
25	Key, Braxton	f	3-6	0-2	0-3	1	5	6	5	2	4	0	0	26
35	Hall, Dontae	f	3-6	0-0	2-2	2	5	7	4	8	0	4	4	39
01	Norris, Riley	g	3-8	0-2	5-5	2	12	14	3	11	4	0	0	46
12	Ingram, Dazon	g	2-4	0-0	3-5	1	4	5	5	7	1	6	0	30
03	Collins, Corban	g	2-8	0-3	1-2	1	3	4	4	5	0	1	0	23
05	Johnson Jr, Avery	g	9-21	5-10	0-0	0	6	6	3	23	3	0	2	44
10	Taylor, Jimmie	g	1-1	0-0	1-1	1	4	5	3	1	0	1	0	16
11	Hale, Shannon	g	0-3	0-3	6-9	1	5	6	4	6	0	2	0	20
28	Davis, Ar'Mond	g	6-12	3-7	4-6	0	2	2	2	19	0	2	0	38
Team						3		6						
Totals		30-71	8-27	22-33	13	49	62	36	90	11	24	5	6	300

FG % 1st Half: 11-27 40.7% 2nd half: 9-24 37.5% OT: 10-20 50.0% Game: 30-71 42.3% Deadball Rebounds 7  
3FG % 1st Half: 3-14 21.4% 2nd half: 2-8 25.0% OT: 3-5 60.0% Game: 8-27 29.6%  
FT % 1st Half: 7-8 87.5% 2nd half: 5-13 38.5% OT: 10-12 83.3% Game: 22-33 66.7%

South Carolina 86 • 19-5, 9-2 SEC

##	Player	Total		3-Ptr		Rebounds		PF	TP	A	T	Bk	Stl	Min
		FG	FGA	FG	FGA	Off	Def							
21	KOTSAR, Maik	f	1-5	0-0	0-0	0	2	2	5	2	0	0	0	24
30	SILVA, Chris	f	3-7	0-0	3-4	5	8	5	9	1	2	2	0	22
00	THORNWELL, Sindarius	g	9-25	1-7	25-33	10	11	21	4	44	6	2	0	56
10	NOTICE, Duane	g	1-11	1-8	2-4	1	2	3	1	5	1	1	0	34
15	DOZIER, PJ	g	8-24	3-8	2-6	1	4	5	5	21	2	3	0	54
02	GRAVETT, Hassani	g	0-2	0-1	0-0	0	1	1	1	0	1	0	0	1
04	FELDER, Rakym	g	0-1	0-0	0-0	0	0	0	0	0	0	0	1	7
05	BLANTON, TeMarcus	g	0-2	0-2	2-2	1	2	3	0	2	0	0	0	12
12	GUEYE, Khadim	g	0-0	0-0	0-0	0	0	0	1	0	0	0	0	4
20	MCKIE, Justin	g	1-9	0-5	1-1	3	2	5	3	3	0	1	0	32
24	KEITA, Sedee	g	0-2	0-0	0-0	1	2	3	1	0	0	0	0	6
Team						1		0		1				
Totals		23-88	5-31	35-50	23	29	52	26	86	7	14	2	11	300

FG % 1st Half: 3-30 10.0% 2nd half: 11-28 39.3% OT: 9-30 30.0% Game: 23-88 26.1% Deadball Rebounds 8.3  
3FG % 1st Half: 1-7 14.3% 2nd half: 2-9 22.2% OT: 2-15 13.3% Game: 5-31 16.1%  
FT % 1st Half: 9-12 75.0% 2nd half: 17-27 63.0% OT: 9-11 81.8% Game: 35-50 70.0%

Officials: Joe DeRosa, Michael Stephens, Don Dally  
Technical fouls: Alabama-Hale, Shannon. South Carolina-None.  
Attendance: 14450

Score by periods	1st	2nd	OT	OT2	OT3	OT4	Total
Alabama	32	25	6	11	8	8	90
South Carolina	16	41	6	11	8	4	86

Last FG - UA 0:04-03:01, SC 0:04-03:25.

Largest lead - UA by 7 1st-03:42, SC by 7 0:02-02:12.

UA led for 43:12, SC led for 08:02. Game was tied for 08:37.

GAME 25 - 19/16 CAROLINA 77, MISS. STATE 73  
FEB. 11, 2017/HUMPHREY COLISEUM/STARKVILLE

**STARKVILLE, Miss.** - No. 19/16 South Carolina (20-5, 10-2 SEC) notched its 20th win of the season Saturday night after topping Mississippi State (14-10, 5-7 SEC) on the road in conference play. With the victory, the Gamecocks remained tied for first in the SEC with Mo. 15/12 Kentucky and No. 17/17 Florida. Senior Sindarius Thornwell led all scorers with 28 points for his 10th 20-plus outing of the season.

Thornwell, who was coming off a career-high 44 points vs. Alabama, started the game 4-for-4 (2-for-2 from 3) with 10 points as Carolina jumped out to a 10-2 lead, forcing a timeout by Bulldogs head coach Ben Howland with 17:02 to go. The Gamecocks remained in front 12-5 at the first media time-out with 15:11 left in the opening half.

A 6-2 run by Mississippi State trimmed Carolina's lead to 14-11 at the next media timeout with 11:26 left. Thornwell's third 3 of the game snapped an 0-for-7 field goal draught for the Gamecocks and put them ahead 17-14. The Bulldogs grabbed their first lead of the game, 20-17, after capping a 15-3 run with a 3 just before the under eight media timeout with 7:52 on the clock.

Mississippi State's seventh 3-pointer of the first half gave them its biggest lead, 31-24, forcing a timeout by head coach Frank Martin with 3:21 left.

Carolina ended the half on a 12-5 run out of the timeout. Thornwell found senior Justin McKie in the corner on the Gamecocks' final possession, and McKie knocked down a 3 as time expired to tie the score 36-36 at the half.

Thornwell led all scorers with 19 points in the first half after going 6-for-10 from the field and 3-for-4 from behind the arc. Carolina shot 12-for-27 (44 percent) from the floor and the Bulldogs shot 13-for-25 (52 percent) in the first half. Both teams shot it extremely well from deep, as the Gamecocks were 5-for-10 (50 percent) from 3 and Mississippi State was 8-for-15 (53 percent).

Carolina started the second half on a 7-0 run to push in front 43-36. The Bulldogs clawed back within two, 46-44, at the first media timeout of the second half with 15:41 left. The Gamecocks remained in front, 54-51, at the under 12 media timeout with 10:56 to go in the ballgame.

Mississippi State grabbed its first lead of the second half, 56-54, after a 3 by Xavian Stapleton with 9:36 on the clock. Carolina answered to take the lead back, 59-58, at the under 8 media timeout with 7:38 left after an and-1 by sophomore Chris Silva and a layup by McKie.

The Bulldogs then retook the lead, 64-63, but the Gamecocks responded again after a 3 by senior Duane Notice and a layup by freshman Maik Kotsar with 3:31 to go. A basket by Thornwell put Carolina up 72-64 with 2:52 left, matching the team's biggest lead of the game.

The Lancaster, S.C., native, took over and scored the team's final seven points to propel the Gamecocks to the 77-73 road win. Silva (15) and Kotsar (10) joined Thornwell in double figures. After a strong first half from behind the arc, Carolina held the Bulldogs to 25 percent (3-for-12) shooting from 3 in the second half. The Gamecocks shot 56 percent (15-for-27) in the second half.

GAME 25



Official Basketball Box Score - Game Totals - Final Statistics  
**South Carolina vs Mississippi State**  
02/11/17 7 p.m. ET at Starkville, Miss. (Humphrey Coliseum)

South Carolina 77 • 20-5, 10-2

##	Player	Total		3-Ptr		Rebounds		PF	TP	A	T	Bk	Stl	Min
		FG	FGA	FG	FGA	Off	Def							
21	KOTSAR, Maik	f	5-7	0-0	0-4	2	3	5	3	10	0	2	0	32
30	SILVA, Chris	f	5-7	0-0	5-6	0	2	2	5	15	1	3	0	22
00	THORNWELL, Sindarius	g	9-15	3-5	7-8	1	3	4	0	28	4	1	1	38
10	NOTICE, Duane	g	2-5	1-2	4-7	1	4	5	1	9	2	2	1	37
15	DOZIER, PJ	g	2-10	0-2	0-2	0	4	4	3	4	3	1	0	27
02	GRAVETT, Hassani	g	1-2	1-2	0-0	0	0	0	0	3	0	0	0	15
04	FELDER, Rakym	g	0-1	0-0	0-0	0	0	0	1	0	1	1	0	3
05	BLANTON, TeMarcus	g	0-1	0-1	0-0	0	0	0	0	0	0	0	0	4
12	GUEYE, Khadim	g	0-0	0-0	0-0	0	0	0	1	0	0	0	0	4
20	MCKIE, Justin	g	3-6	1-3	1-2	1	1	2	1	8	1	1	0	18
Team						3		6						
Totals		27-54	6-15	17-29	8	20	28	15	77	12	11	2	4	200

FG % 1st Half: 12-27 44.4% 2nd half: 15-27 55.6% Game: 27-54 50.0% Deadball Rebounds 5  
3FG % 1st Half: 5-10 50.0% 2nd half: 1-5 20.0% Game: 6-15 40.0%  
FT % 1st Half: 7-10 70.0% 2nd half: 10-19 52.6% Game: 17-29 58.6%

Mississippi State 73 • 14-10, 5-7

##	Player	Total		3-Ptr		Rebounds		PF	TP	A	T	Bk	Stl	Min
		FG	FGA	FG	FGA	Off	Def							
34	Schneider Herard	f	1-1	0-0	0-0	0	3	3	2	2	0	4	0	18
01	Lamar Peters	g	1-6	1-5	0-0	0	2	1	3	3	4	0	0	19
03	Xavian Stapleton	g	4-7	1-3	2-2	1	2	3	3	11	1	1	0	28
04	Mario Kegler	g	7-10	2-4	0-1	3	3	6	3	16	2	2	1	32
11	Q Weatherspoon	g	1-5	0-2	3-4	0	5	4	5	5	2	0	0	28
02	El Wright	g	2-4	1-2	2-2	1	3	4	7	0	2	0	0	21
23	Tyson Carter	g	8-13	5-10	1-3	0	0	0	2	22	0	1	1	27
35	Aric Holman	g	3-4	1-1	0-0	1	6	7	5	7	1	2	1	23
45	E.J. Datcher	g	0-1	0-0	0-0	0	0	0	3	0	0	0	1	4
Team						0		1		1				
Totals		27-51	11-27	8-12	6	25	31	27	73	12	19	4	5	200

FG % 1st Half: 13-25 52.0% 2nd half: 14-26 53.8% Game: 27-51 52.9% Deadball Rebounds 2.1  
3FG % 1st Half: 8-15 53.3% 2nd half: 3-12 25.0% Game: 11-27 40.7%  
FT % 1st Half: 2-3 66.7% 2nd half: 6-9 66.7% Game: 8-12 66.7%

Officials: Olandis Poole, Tim Gattis, John Hampton  
Technical fouls: South Carolina-None. Mississippi State-None.  
Attendance: 7635

Score by periods	1st	2nd	Total
South Carolina	36	41	77
Mississippi State	36	37	73

Last FG - SC 2nd-00:54, MS 2nd-00:05.

Largest lead - SC by 9 1st-14:10, MS by 7 1st-03:30.

SC led for 25:49, MS led for 10:31. Game was tied for 04:40.

	In	Off	2nd	Fast	
Points	Paint	T/O	Chance	Break	Bench
SC	36	28	5	6	11
MS	24	16	8	8	36

**GAME 27 - VANDERBILT 71, #21/19 CAROLINA 62**  
**FEB. 18, 2017/MEMORIAL GYM/NASHVILLE, TENN.**

**NASHVILLE, Tenn.** - No. 21/19 South Carolina (20-7, 10-4 SEC) was defeated 71-62 by Vanderbilt (14-13, 7-7 SEC) Saturday night at Memorial Gym. Senior Sindarius Thornwell recorded 21 points for his fourth straight game with 20-plus.

Carolina led 8-6 at the first media timeout with 15:08 to go after starting 4-for-7 (57 percent) from the field, all of its points coming in the paint. The Gamecocks made their sixth-straight basket as the lead grew to 12-9 with 14:09 on the clock. The score remained 12-9 at the under 12 media timeout with 11:37 to go.

The Commodores tied it at 12-12, and the teams exchanged hoops until the next media timeout with the score tied 18-18 with 6:26 left in the half. It was a slow-paced, physical game on both ends of the floor, as both squads were in the bonus with over 10 minutes left. Thornwell scored 10-straight points for Carolina as the Gamecocks opened up a 24-20 lead with 4:31 to go in the first half.

South Carolina remained in front 24-23 at the final media timeout with 2:11 to go. After Vanderbilt grabbed the lead, the Gamecocks went on a 6-0 run to go ahead 30-25 after an offensive rebound and basket by freshman Sedee Keita with 27 seconds left.

Matthew Fisher-Davis scored for the Commodores as time expired to make it 30-27 Carolina at halftime. Thornwell had 14 points at the break to lead all scorers. He was 4-for-8 from the field and 6-for-6 at the free throw line in the first half. Sophomore PJ Dozier had eight points on 4-of-9 shooting for Carolina. The Gamecocks were 12-of-28 (43 percent) in the first 20 minutes, while Vanderbilt was 9-for-23 (39 percent). The Commodores bench outscored South Carolina 15-2 in the opening half.

Vanderbilt opened a 40-36 lead in the second half, fueled by a 13-6 run and two 3-pointers by Riley LaChance. Frank Martin took a timeout with 16:19 on the clock and the Gamecocks were able to tie it, 40-40, after sophomore Chris Silva's sixth point of the half.

South Carolina made four of its next five shots to jump ahead 49-46 with 12:06 remaining. Sophomore Hassani Gravett knocked down a jumper from the right baseline to give the Gamecocks their biggest lead of the game, 53-47, with 9:40 on the clock.

The Commodores stormed back to grab a 55-54 lead at the under eight media timeout with 7:26 left in the game. Another LaChance 3 put Vanderbilt up 64-58 at the final media timeout with 3:14 left.

South Carolina was unable to overcome the deficit, as the Commodores closed the game on a 24-9 run. Dozier had 15 points and Silva tallied 14 to join Thornwell in double figures for the Gamecocks. Fisher-Davis led the way for Vanderbilt with 17 points, as Vanderbilt shot 50 percent (11-for-22) from the floor and 44 percent from 3 (7-for-16) in the second half.

**GAME 27**



Official Basketball Box Score – Game Totals – Final Statistics  
**South Carolina vs Vanderbilt**  
 02/18/17 7:30 p.m. at Nashville, Tenn. (Memorial Gym)

**South Carolina 62 • 20-7, 10-4 SEC**

#	Player	Total		3-Ptr		Rebounds		PF	TP	A	To	Bk	Stl	Min	
		FG	FGA	FG	FGA	FT	FTA								
21	KOTSAR, Maik	f	0-4	0-0	0-0	1	2	2	0	0	0	0	0	17	
30	SILVA, Chris	f	6-9	0-0	2-2	0	4	4	3	14	0	2	1	0	
00	THORNWELL, Sindarius	g	6-15	0-1	9-9	2	4	6	4	21	1	1	0	33	
10	NOTICE, Duane	g	3-7	0-3	1-3	0	2	2	3	7	3	0	0	34	
15	DOZIER, PJ	g	7-15	1-3	0-5	2	5	7	2	15	1	3	0	32	
04	GRAVETT, Hassani	f	1-2	0-0	0-0	1	1	2	2	2	1	0	0	8	
04	FELDER, Rakym	g	0-1	0-1	0-0	0	0	0	4	0	0	1	0	17	
05	BLANTON, TeMarcus	g	0-1	0-0	0-0	0	1	1	0	0	0	1	0	5	
12	GUEYE, Khadim	g	0-0	0-0	0-0	0	1	1	0	0	0	2	0	4	
20	MCKIE, Justin	g	0-0	0-0	0-0	1	1	2	1	0	1	0	0	13	
24	KEITA, Sedee	f	1-2	0-1	1-3	1	3	4	1	3	0	0	0	12	
Team															
Totals		24-56		1-9		13-22		10		23		33		6	

FG % 1st Half:	12-28	42.9%	2nd half:	12-28	42.9%	Game:	24-56	42.9%	Deadball Rebounds	3
3FG % 1st Half:	0-6	0.0%	2nd half:	1-3	33.3%	Game:	1-9	11.1%		
FT % 1st Half:	6-8	75.0%	2nd half:	7-14	50.0%	Game:	13-22	59.1%		

**Vanderbilt 71 • 14-13, 7-7 SEC**

#	Player	Total		3-Ptr		Rebounds		PF	TP	A	TO	Bk	Stl	Min
		FG	FGA	FG	FGA	FT	FTA							
11	ROBERSON, Jeff	f	0-1	0-1	6-8	0	3	3	3	6	2	1	1	25
03	KORNET, Luke	c	2-5	2-5	3-4	1	6	7	4	9	0	0	2	32
02	TOYE, Joe	c	2-5	0-1	3-6	2	2	4	2	7	1	0	0	31
13	LACHANCE, Riley	g	4-9	3-6	3-3	0	3	3	2	14	4	3	0	30
04	GRESSLER, Nolan	g	5-9	1-3	2-3	0	4	4	2	13	1	0	0	26
01	WILLIS, Payton	g	0-1	0-0	0-0	0	0	0	3	0	1	2	1	0
05	FISHER-DAVIS, Matthe	g	5-11	3-8	4-4	1	4	5	0	17	0	4	0	12
12	BAPTISTE, Djery	g	0-0	0-0	1-1	2	3	3	2	0	1	1	0	8
15	BROWN, Clevon	f	1-2	0-0	1-3	1	3	4	3	3	0	3	0	13
Team					1	2	3			1				
Totals			20-45	9-25	22-32	8	28	36	22	71	9	15	8	200

FG % 1st Half:	9-23	39.1%	2nd half:	11-22	50.0%	Game:	20-45	44.4%	Deadball Rebounds	4
3FG % 1st Half:	2-9	22.2%	2nd half:	7-16	43.8%	Game:	9-25	36.0%		
FT % 1st Half:	7-12	58.3%	2nd half:	15-20	75.0%	Game:	22-32	68.8%		

Officials: Mike Nance, Glenn Tuitt, Brent Hampton  
 Technical fouls: South Carolina-None. Vanderbilt-None.  
 Attendance: 10471

Score by periods	1st	2nd	Total
South Carolina	30	32	62
Vanderbilt	27	44	71

Last FG - SC 2nd-00:24, VU 2nd-03:22.  
 Largest lead - SC by 6 2nd-09:40, VU by 11 2nd-00:28.  
 SC led for 23:13. VU led for 11:16. Game was tied for 05:31.

**GAME 28 - #13/12 FLORIDA 81, CAROLINA 66**  
**FEB. 21, 2017/EXACTECH ARENA/GAINESVILLE, FLA.**

**GAINESVILLE, Fla.** - South Carolina (20-8, 10-5 SEC) suffered an 81-66 loss on the road Tuesday evening at No. 13/12 Florida (23-5, 13-2 SEC). Senior Sindarius Thornwell had 23 points (15 in the second half) and 10 rebounds for his fifth double-double (11th career) of the season to the lead the Gamecocks.

After trailing 8-3, Carolina went on a 4-0 run to make it 8-7 at the first media timeout with 15:14 left. The Gamecocks forced four turnovers early that led to five points. The Gators then made their next four shots to extend their lead to 17-10 with 13:23 to go.

The Gamecocks cut it to three twice, but the Gators pushed back ahead by six, 22-16, at the under eight media timeout with 7:36 on the clock. Two Casey Hill free throws put Florida up by double-digits for the first time with 6:11 remaining. A Hill jumper on the Gators next possession then gave them their biggest lead of the half, 28-16.

Carolina chipped away at the lead and was able to cut the deficit to five points, 28-23, with 3:35 to go after a transition 3-pointer by senior guard Duane Notice off a steal by Thornwell. Notice remained aggressive and successfully completed an and-1 to tie the game at 28 with just over two minutes left in the first half, capping a 12-0 run for the Gamecocks.

Carolina's run was not over as Thornwell grabbed an offensive rebound, then senior Justin McKie knocked down a corner 3 to give the team its first lead of the game, 33-30 with 1:06 remaining. McKie's 3 marked a 17-2 run by the Gamecocks after they trailed by 12, but Florida closed the half on a 5-0 run, to take a 35-33 lead at the break.

South Carolina shot just 30 percent (11-29) in the opening half but was able to force 12 turnovers that led to 12 points. Notice led the Gamecocks' balanced offensive attack with nine points, while Thornwell had eight and Silva had seven. KeVaughn Allen led all scorers with 14 first half points.

Both teams came out of the locker room shooting it well. The Gators remained in front 44-41 at the first media timeout of the second half with 15:35 remaining. South Carolina started 4-for-7 (57 percent) after the break.

The lead remained three for Florida, 49-46, before a pair of 3s by Devin Robinson forced Frank Martin to take a timeout, his team trailing 55-46 with 11:41 to go. The Gators' lead grew to 11, but remained at nine at the under eight media timeout with 7:08 on the clock.

Three free throws by Allen gave Florida its biggest lead, 76-61, with 4:43 to go in the ballgame. Carolina was unable break through down the stretch as the Gators posted the 81-66 win. Notice had 16 points to join Thornwell in double-figures for the Gamecocks. Allen had a game-high 26 points and was one of four players for Florida in double-figures.

**GAME 28**



Official Basketball Box Score – Game Totals – Final Statistics  
**South Carolina vs Florida**  
 2/21/17 7 p.m. at Exactech Arena - Gainesville, Fla.

**South Carolina 66 • 20-8, 10-5 SEC**

#	Player		Total		3-Ptr		Rebounds		PF	TP	A	TO	Bk	Stl	Min
			FG	FGA	FG	FGA	FT	FTA							
15	DOZIER, Chris	f	4-16	0-4	0-0	1	3	4	3	8	3	2	0	2	31
30	SILVA, Chris	f	1-4	0-0	4-6	0	0	0	5	8	0	4	0	1	23
21	KOTSAR, Malik	c	2-6	0-0	0-0	2	2	4	4	0	1	0	1	1	15
00	THORNWELL, Sindarius	g	6-12	0-1	11-11	3	7	10	4	23	2	0	0	3	33
10	NOTICE, Duane	g	5-11	2-6	4-5	2	0	2	2	16	2	1	0	0	36
04	GRAVETT, Hassani	g	0-1	0-1	0-0	1	0	1	0	0	0	1	0	0	8
04	FELDER, Rakym	g	0-1	0-1	0-0	0	0	0	1	0	1	2	0	0	13
05	BLANTON, TeMarcus	g	1-1	0-0	0-0	0	0	0	0	2	0	0	0	0	2
12	GUEYE, Khadim	g	0-0	0-0	0-0	0	0	0	0	0	0	0	0	0	2
20	MCKIE, Justin	g	1-1	1-1	0-0	0	0	0	1	3	0	1	0	0	9
24	KEITA, Sedee	f	1-3	0-0	0-0	1	5	6	3	2	0	3	1	0	28
Team															
Totals			22-56		3-14		19-22		11		19		30		22

FG % 1st Half:	11-29	37.9%	2nd half:	11-27	40.7%	Game:	22-56	39.3%	Deadball Rebounds	2
3FG % 1st Half:	3-7	42.9%	2nd half:	0-7	0.0%	Game:	3-14	21.4%		
FT % 1st Half:	8-9	88.9%	2nd half:	11-13	84.6%	Game:	19-22	86.4%		

**Florida 81 • 23-5, 13-2 SEC**

#	Player		Total		3-Ptr		Rebounds		PF	TP	A	TO	Bk	Stl	Min
			FG	FGA	FG	FGA	FT	FTA							
01	Robinson, Devin	f	5-9	3-6	1-1	0	6	6	2	14	1	1	3	2	31
23	Leon, Justin	f	3-7	2-4	0-0	1	0	1	2	8	1	0	0	0	27
13	Hayes, Kevarrus	c	3-4	0-0	1-2	3	3	6	4	7	0	4	0	0	24
00	Hill, Kasey	g	4-10	0-1	2-2	0	2	2	4	10	2	4	0	1	30
05	Allen, KeVaughn	g	5-7	3-5	13-14	0	7	7	0	26	3	2	1	1	36
11	Chiozza, Chris	f	3-6	1-1	5-6	0	3	3	2	12	4	2	0	0	14
24	Barry, Canyon	g	0-3	0-1	0-0	0	1	1	0	1	0	1	0	0	9
25	Stone, Keith	f	1-2	0-1	0-0	3	0	3	4	2	2	1	0	0	11
23	Rimmer, Schuyler	f	1-3	0-0	0-2	1	0	1	2	2	0	0	0	0	8
Team															
Totals			25-51	9-19	22-27	10	24	34	21	81	16	4	9	200	

FG % 1st Half:	12-27	44.4%	2nd half:	13-24	54.2%	Game:	25-51	49.0%	Deadball Rebounds	2
3FG % 1st Half:	3-10	30.0%	2nd half:	6-9	66.7%	Game:	9-19	47.4%		
FT % 1st Half:	8-11	72.7%	2nd half:	14-16	87.5%	Game:	22-27	81.5%		

Officials: Doug Shows, Jamie Luckie, Lee Cassell  
 Technical fouls: South Carolina-None. Florida-None.  
 Attendance: 11051  
 USC#30 C.Silva fouls out at 0:38:6(2)

Score by periods	1st	2nd	Total
South Carolina	33	33	66
Florida	35	46	81

Last FG - SC 2nd-03:22, UF 2nd-03:33.  
 Largest lead - SC by 3 1st-01:06, UF by 18 2nd-03:33.  
 SC led for 00:00. UF led for 37:49. Game was tied for 02:11.



**GAME 30 - /RV CAROLINA 63, MISS. STATE 57**  
**FEB, 28, 2017/COLONIAL LIFE ARENA**

**COLUMBIA, S.C.** - Senior guard Sindarius Thornwell scored 17 of his 22 points in the second half to propel South Carolina (22-8, 12-5 SEC) to a 63-57 Senior Night victory over Mississippi State (14-15, 5-12 SEC) at Colonial Life Arena on Tuesday. The win clinched a double-bye for the Gamecocks in next week's SEC Tournament. The team's 12 conference wins are the second most SEC wins in program history.

Carolina led 6-5 at the first media timeout with 15:32 left in the opening half. The Gamecocks had six rebounds and four offensive boards but were unable to capitalize on their early second chances. The Gamecocks pushed in front 10-5, but the Bulldogs scored six of the next seven points to pull within one, 12-11, at the next media timeout with 11:07 on the clock. Carolina opened the game 3-for-15 (28 percent) from the floor.

Each team then made four of its next five field goals, as the Gamecocks remained in front, 21-20 with 7:30 remaining. Sophomore forward Chris Silva was dominant inside early, as he had nine points and six rebounds.

Carolina continued to lead, 26-25, at the final media timeout of the first half with 3:52 to go. The shooting woes continued for the Gamecocks, but the team made up for it at the free throw line knocking down 13 foul shots in the opening half.

Mississippi State jumped out to its biggest lead of the opening half, 29-26, after a tip-in from Eli Wright with 2:17 on the clock, but Carolina closed the half on a 7-0 run to take a 32-29 lead at the break.

Silva had 11 points and seven rebounds at halftime, both game-highs.. Mario Kegler led the Bulldogs with eight points in just nine minutes of action. The Gamecocks held a 20-16 edge on the glass, and forced 10 Mississippi State turnovers. Silva, Dozier and Thornwell combined for 16 of the team's 20 rebounds in the first half.

Two 3s fueled a quick 6-0 run for the Bulldogs, as they pulled within four at 45-41. Mississippi State continued to chip away at the lead and got within three, 50-47, at the under eight media timeout with 7:30 on the clock. The Bulldogs took advantage of a 2:19 scoring draught and three turnovers from the Gamecocks.

Mississippi State grabbed its first lead of the second half after a 3-pointer by Tyson Carter put them ahead 52-50 with 4:33 on the clock. Thornwell knocked down a pair at the line, his eighth and ninth free throws of the game, to tie it at 52-all at the final media timeout with 3:59 remaining in the ballgame.

It was a senior-to-senior connection as Thornwell then found Duane Notice for the biggest shot of the game, as he popped to the left wing and knocked down a huge 3 to cap a 7-0 run with 2:15 remaining. The shot swung momentum back in favor of the home team as Howland took a timeout with just over two minutes to play, Carolina ahead 57-52.

The Bulldogs cut the deficit to three, 57-54, right out of the timeout, but Thornwell split the defense and connected on a tough, left handed layup to make it 59-54 on the ensuing possession with 1:35 to play. Thornwell iced the game at the free throw line with six seconds left, as Carolina prevailed 63-57.

Silva had his third career double-double (all this season) with 15 points and 11 rebounds to join Thornwell in double figures for the Gamecocks. Carolina forced 20 turnovers for the second straight game (seventh time in SEC play) and out-rebounded the Bulldogs 39-31.

**GAME 30**



**Official Basketball Box Score – Game Totals – Final Statistics**  
**Mississippi State vs South Carolina**  
2/28/17 7:30 p.m. ET at Columbia, S.C. (Colonial Life Arena)

**Mississippi State 57 • 14-15, 5-12 SEC**

#	Player		Total		3-Ptr		Rebounds		PF	TP	A	T	Blk	Stl	Min	
			FG	FGA	FG	FGA	FT	FTA								Off
04	Mario Kegler	r	3	-9	2	-6	4	-4	2	12	2	5	1	1	26	
34	Schneider Herard	c	3	-4	0	-1	1	3	0	4	6	3	0	0	15	
01	Lamar Peters	g	2	-8	1	-4	1	4	5	4	6	4	3	1	23	
03	Xavian Stapleton	g	0	-2	0	-2	0	0	0	5	0	0	0	0	16	
15	1J Ready	g	2	-11	0	-3	2	-2	1	6	3	4	0	1	33	
02	Eli Wright		2	-4	1	-2	0	1	2	3	4	5	0	1	23	
23	Tyson Carter		4	-11	3	-9	0	0	4	4	11	0	0	0	30	
35	Aric Holman		3	-5	0	-2	2	2	6	0	8	1	2	2	25	
45	E.J. Datcher		1	-1	0	-0	1	0	2	2	3	0	0	3	9	
	Team						0	2	2		2					
Totals				20-55	7-26	10-12	9	22	31	26	57	10	20	7	6	200

FG % 1st Half: 11-25 44.0% 2nd half: 9-30 30.0% Game: 20-55 36.4% Deadball Rebounds 0,1  
3FG % 1st Half: 4-13 30.8% 2nd half: 3-13 23.1% Game: 7-26 26.9%  
FT % 1st Half: 3-3 100.0 2nd half: 7-9 77.8% Game: 10-12 83.3%

**South Carolina 63 • 22-8, 12-5 SEC**

#	Player		Total		3-Ptr		Rebounds		PF	TP	A	T	Blk	Stl	Min		
			FG	FGA	FG	FGA	FT	FTA								Off	Def
15	DOZIER, PJ	f	3	-15	1-7	-2-5	3	6	9	1	9	1	2	0	3	36	
30	SILVA, Chris	f	4	-9	0-0	7-10	6	5	11	4	15	0	3	0	1	29	
00	THORNWELL, Sindarius	g	5	-11	1-4	11-12	2	4	6	3	22	3	3	1	2	37	
10	NOTICE, Duane	g	1	-7	1-4	3-4	0	2	2	2	6	4	0	0	2	38	
20	MCKIE, Justin	g	0	-0	0-0	0-0	0	0	0	0	0	1	0	0	2	2	
02	GRAVETT, Hassani		1	-3	0-2	0-0	0	2	2	0	2	1	2	0	0	19	
04	FELDER, Rakym		1	-3	1-2	1-2	1	1	2	0	4	0	3	0	1	15	
21	KOTSAR, Malik		2	-2	0-0	1-2	1	2	3	3	5	0	2	0	1	22	
24	KEITA, Sedee		0	-0	0-0	0-0	0	0	0	1	0	0	0	0	2	2	
	Team						0	4	4								
	Totals		17	-50	4	-19	25	13	26	39	14	63	9	16	1	10	200

FG % 1st Half: 9-30 30.0% 2nd half: 8-20 40.0% Game: 17-50 34.0% Deadball Rebounds 7,2  
3FG % 1st Half: 1-12 8.3% 2nd half: 3-7 42.9% Game: 4-19 21.1%  
FT % 1st Half: 1-18 5.6% 2nd half: 12-17 70.6% Game: 25-35 71.4%

Officials: Doug Simmons, Joe DeRosa, Chuck Jones  
Technical fouls: Mississippi State-None. South Carolina-None.  
Attendance: 15230  
Senior Night

Score by periods		1st	2nd	Total
Mississippi State		29	28	57
South Carolina		32	31	63

Last FG - MS 2nd-01:55, SC 2nd-01:35.  
Largest lead - MS by 3 1st-19:30, SC by 10 2nd-14:10.  
MS led for 04:32. SC led for 29:31. Game was tied for 05:57.  
Score tied - 7 times.  
Lead changed - 11 times.

**GAME 31 - OLE MISS 75, -/RV CAROLINA 70**  
**MARCH 4, 2017/THE PAVILION/OXFORD, MISS.**

**OXFORD, Miss.** - A ferocious second half rally fell just short Saturday night, as South Carolina (22-9, 12-6 SEC) was defeated 75-70 by Ole Miss (19-12, 10-8 SEC) in the team's regular season finale. Senior Sindarius Thornwell led all scorers with 25 points as he filled up the stat sheet for the Gamecocks with seven rebounds and six assists.

The Rebels led 9-5 early, but Carolina went on a 5-0 run to take a 10-9 lead at the first media timeout with 13:59 to go. Ole Miss regained the lead, 13-12, at the next media timeout with 11:56 on the clock. The Gamecocks were sharing the basketball early, as five different players scored and the team logged four assists.

A quick 7-0 run by Ole Miss forced head coach Frank Martin to take a timeout with 10:02 remaining, his team trailing 20-13. Carolina responded forcing three turnovers on a 6-0 run to pull within one, 20-19, at the under eight media timeout with 7:59 to go in the opening half.

The Rebels grew back to seven, but a four-point swing on a technical foul pulled the Gamecocks back within three, 31-28, with just under four minutes to play. Back-to-back 3s by Cullen Neal put Ole Miss back in control, 37-28 with 3:13 to go.

Carolina was unable to close the gap before the horn and trailed 42-31 at the break, just its second double-digit halftime deficit of the season. Thornwell had 11 points to lead the team. Freshman Maik Kotsar and sophomore Hassani Gravett each had five. Thornwell and Gravett combined for eight of the team's nine first half assists. The Rebels shot the ball efficiently in the first 20 minutes, going 16-for-28 (57 percent) from the floor and 6-for-10 (60 percent) from behind the arc. Brein Tyree led all scorers with 13 (6-for-9). Sebastian Saiz was also in double figures for Ole Miss with 11 points.

The Rebels hot shooting continued to start the second half, as they opened the game's final 20 minutes on a 9-0 run. Tyree hit a 3 to put Ole Miss ahead 20, 51-31, forcing Martin to take a timeout with 16:38 to go.

Maik Kotsar made it 54-43 at the under-12 media timeout with 11:58 to go.

Senior Duane Notice got to the rim and scored, then Gravett knocked down a 3-pointer to pull the Gamecocks within six, 54-48, with 10:26 left. Ole Miss led 60-52 at the under eight media timeout. Carolina came within four, but the Rebels took advantage of a three minute scoring draught for the Gamecocks to go ahead 65-56 at the final media timeout with 3:56 remaining.

Notice knocked down a huge 3-pointer to cap a 7-0 run for Carolina, pulling the team within four, 71-67, with 1:07 left in the game. The deficit went back to seven, but the Toronto, Ontario, native, pulled Carolina within four again, 74-70, after another big 3 with 25 seconds to go. The Gamecocks were unable to find the bottom of the net the rest of the game, as Ole Miss held on for the hard-fought 75-70 victory.

**GAME 31**



**Official Basketball Box Score – Game Totals – Final Statistics**  
**South Carolina vs Ole Miss**  
3/4/17 7:30 PM at Oxford, Miss./The Pavilion at Ole Miss

**South Carolina 70 • 22-9, 12-6 SEC**

#	Player		Total		3-Ptr		Rebounds		PF	TP	A	T	Blk	Stl	Min	
			FG	FGA	FG	FGA	FT	FTA								Off
30	SILVA, Chris	f	2-4	0-0	0-0	0	1	1	5	4	0	2	1	2	9	
00	THORNWELL, Sindarius	g	5-17	4-11	11-16	1	6	7	25	6	4	1	2	38	38	
02	GRAVETT, Hassani	g	4-9	2-6	0-1	2	3	5	10	6	1	0	1	37	37	
10	NOTICE, Duane	g	4-9	2-6	0-0	1	0	1	3	10	1	1	0	1	34	34
15	DOZIER, PJ	g	5-17	1-6	2-2	5	4	9	4	13	4	1	1	1	37	37
04	FELDER, Rakym		0-1	0-0	1-2	0	0	0	0	1	0	1	0	1	7	7
05	BLANTON, TeMarcus		0-1	0-0	0-0	0	0	0	0	1	0	0	0	0	3	3
12	GUEYE, Khadim		0-0	0-0	0-0	0	2	2	2	0	0	0	0	0	5	5
20	MCKIE, Justin		0-1	0-1	0-0	0	0	0	0	0	0	0	0	0	3	3
21	KOTSAR, Maik		3-5	0-0	1-3	1	3	4	4	7	0	2	0	0	24	24
31	HOLLIMAN, Jarrell		0-0	0-0	0-0	0	0	0	0	0	0	0	0	0	3	3
	Team					3	6									
	Totals		23	-64	9	-30	15	-24	13	22	35	25	70	17	12	200

FG % 1st Half: 11-31 35.5% 2nd half: 12-33 36.4% Game: 23-64 35.9% Deadball Rebounds 5,1  
3FG % 1st Half: 4-14 28.6% 2nd half: 5-16 31.3% Game: 9-30 30.0%  
FT % 1st Half: 5-10 50.0% 2nd half: 10-14 71.4% Game: 15-24 62.5%

**Ole Miss 75 • 19-12, 10-8 SEC**

Ole Miss 75 • 19-12, 10-8 SEC																
#	Player	f	Total		3-Ptr		Rebounds				PF	TP	A	T	Blk	Stl
			FG	FGA	FG	FGA	FT	FTA	Off	Def						
05	Hymon, Marcanvis	f	0-1	0-0	1-2	2	1	3	1	1	1	0	2	0	1	11
11	Saiz, Sebastian	f	9-14	0-0	3-7	5	10	15	2	21	0	1	3	0	38	20
03	Davis, Terence	f	1-5	1-3	0-0	0	2	2	5	3	2	2	0	0	20	0
04	Tyree, Brein	f	7-17	2-5	3-4	0	4	4	1	19	3	8	0	1	36	0
24	Brooks, Rasheed	g	3-5	2-3	0-0	1	3	4	8	2	1	0	0	36	0	0
02	Neal, Cullen	g	3-6	3-5	2-2	0	0	0	4	11	0	3	0	0	27	0
50	Furmanavicius, Justas	f	1-4	0-1	10-15	1	9	10	3	12	4	0	1	1	32	0
	Team					0	3	3								
	Totals		24-52	8-17	19-30	9	32	41	20	75	11	17	4	3	200	0

FG % 1st Half: 16-28 57.1% 2nd half: 8-24 33.3% Game: 24-52 46.2% Deadball Rebounds 7  
3FG % 1st Half: 6-10 60.0% 2nd half: 2-7 28.6% Game: 8-17 47.1%  
FT % 1st Half: 4-6 66.7% 2nd half: 15-24 62.5% Game: 19-30 63.3%

Officials: Karl Hess, Darron George, Rob Rorke  
Technical fouls: South Carolina-None. Ole Miss-Davis, Terence; Brooks, Rasheed.  
Attendance: 7161

Score by periods		1st	2nd	Total
South Carolina		31	39	70
Ole Miss		42	33	75

Last FG - SC 2nd-00:28, OM 2nd-00:55.  
Largest lead - SC by 3 1st-19:44, OM by 21 2nd-15:47.  
SC led for 02:40. OM led for 34:10. Game was tied for 03:03.  
Score tied - 3 times.  
Lead changed - 5 times.

**GAME 32 - ALABAMA 64, -/RV CAROLINA 53**  
**MARCH 10, 2017/BRIDGESTONE ARENA/NASHVILLE**

**NASHVILLE, Tenn.** - South Carolina (22-10, 12-6 SEC) fell to Alabama (19-13, 10-8 SEC) 64-53 in an SEC Tournament Quarterfinal matchup on Friday afternoon at Bridgestone Arena. Senior Sindarius Thornwell led the Gamecocks with 16 points in 37 minutes.

It was a defensive showcase in the first 20 minutes as both teams came into the game ranked 1-2 in the SEC in a handful of defensive categories. The Gamecock defense held Alabama to 36 percent shooting in the opening half (10-for-28) and 20 percent (2-for-10) from 3-point land. Thornwell and freshman Rakym Felder led the team with six points each. Alabama's Braxton Key led all scorers with 10 points on 4-of-5 shooting in the first half.

The Crimson Tide scored the game's first bucket, but Carolina's defense locked in and held it scoreless for the next 2:49, as Alabama led 2-0 at the first media timeout of the game with 15:36 on the clock. The Tide remained in front 9-6 at the under 12 media timeout with 10:54 to go.

Evan Hinson provided a huge lift off the Carolina bench to spark an 8-2 run for the Gamecocks' offense. He scored four points and pulled down two rebounds as South Carolina grabbed its first lead of the game 14-13 with 6:50 remaining in the first half.

Alabama regained the lead 21-19 at the final media timeout of the half with 2:56 on the clock. Felder knocked down 1-of-2 at the free throw line with eight seconds to go as the Gamecocks trailed 23-22 at halftime. Carolina's bench scored 11 of the team's first 19 points with Hinson and Felder combining for nine.

The Crimson Tide opened the second half 4-for-7 (57 percent) to take a four-point lead, 31-27, at the first media timeout with 15:57 to play. The Gamecocks then forced five turnovers leading to eight combined points from sophomore PJ Dozier and Felder to go on top 37-36.

Alabama's hot shooting, 7-of-10 to start second half, continued though and it went back in front by three, 40-37, forcing head coach Frank Martin to take a timeout with 10:48 on the clock. Felder and Dozier combined for 12 of the team's first 15 points in the second half.

Both teams exchanged hoops the next several minutes, but the Tide remained in front by four, 52-48, at the final media timeout of the game with 3:57 to play. Felder found Dozier out of the timeout for a huge 3 in front of the Gamecock bench to pull Carolina within one, 52-51, with 3:44 remaining.

The Gamecocks got within one again at 54-53 after a pair of free throws by sophomore Chris Silva with 2:54 left to play. Silva's free



GAME 33 - /RV CAROLINA 93, MARQUETTE 73  
MARCH 17, 2017/BON SECOURS ARENA/GREENVILLE

**GREENVILLE, S.C.** - It was a historic night for South Carolina men's basketball, as the seventh-seeded Gamecocks (23-10) dominated the second half in a 93-73 win over 10th seeded Marquette (19-13) for the program's first NCAA Tournament win since 1973. Senior Sindarius Thornwell (29) and sophomore PJ Dozier (21) combined for 51 points on 19-of-33 (58 percent) shooting.

The Golden Eagles opened up the game on an 8-0 run and led 11-5 at the first media timeout with 14:18 on the clock after a 3 by Jajuan Johnson. Marquette stayed in front by five, 19-14, at the next media stoppage with 11:58 to go. Thornwell and sophomore Chris Silva paved the way for the Gamecocks on offense early, scoring nine of the team's first 14 points.

A 3-pointer gave the Golden Eagles their largest lead of the first half, 26-16, forcing head coach Frank Martin to take a timeout with 9:20 left. Marquette started the game 9-for-15 (60 percent) from two-point range and 5-for-8 (63 percent) from behind the arc.

Senior Duane Notice knocked down a deep 3-pointer, his second of the game, to bring Carolina within six, 28-22, at the under eight media timeout with 7:34 to go. Back-to-back dunks by Silva and Dozier brought Bon Secours Wellness Arena to its feet, pulling the Gamecocks within two, but MU pulled in front by eight, 34-26, with 5:18 to play. Carolina clawed back within four, 34-30, at the under four media timeout with 3:44 left in the half.

Dozier drove hard baseline and made a tough layup to pull the Gamecocks within two, 39-37, with just over a minute to go. Carolina got a stop and took possession with the shot clock off, but Thornwell missed from 3 with six seconds left and MU led 40-39 at halftime. Both teams shot 48 percent in the opening half as 13 different players scored on both sides.

Freshman Maik Kotsar scored the first four points of the second half to give the Gamecocks their first lead of the game, 43-40, with 18:30 remaining. The Golden Eagles answered with a 7-0 run to regain the lead, but Carolina answered with a 7-0 run of its own to retake the lead, 51-49, with 15:54 to play. It was a high-paced first 4:06 with both teams shooting it extremely well. The Gamecocks started 5-for-9 (56 percent) and MU was 4-for-6 (67 percent) to open the half.

With 14:53 on the clock, Carolina swung momentum their way after senior Justin McKie had a big steal and found Dozier ahead in transition for a break-away dunk. The slam sent The Well into a frenzy and forced Marquette head coach Steve Wojciechowski to take a timeout, his team trailing 55-49.

Rakym Felder then gave the Gamecocks their biggest lead so far in the game, 82-69, forcing another Wojciechowski timeout with 4:40 to play.

Carolina kept its foot on the pedal as four more points from Thornwell pushed the lead to 86-69 at the final media timeout with 3:42 left in the game. The Gamecocks held MU scoreless for nearly four minutes and used a 17-2 run to take control en route to the 93-71 victory. Carolina ended the game 7-for-7 from the field.

Notice and Silva joined Thornwell and Dozier in double figures with 10 each. Kotsar and Felder each had seven for the Gamecocks, who shot a scorching 56 percent (20-of-36) in the second half. Felder and McKie combined for 12 of the team's 14 bench points.

GAME 34 - /RV CAROLINA 88, NO. 7/7 DUKE 81  
MARCH 19, 2017/BON SECOURS ARENA/GREENVILLE

**GREENVILLE, S.C.** - It was another magical night for South Carolina (24-10) men's basketball as the team upset second-seeded Duke (28-9) 88-81 to advance to the school's first Sweet Sixteen in the current NCAA Tournament format. The Gamecocks exploded for 65 points in the second half and shot 71 percent (20-for-28) in the game's final 20 minutes. SEC Player of the Year Sindarius Thornwell led all scorers with 24 points and was one of five South Carolina players in double figures.

The Blue Devils took a 6-4 lead to start the game at the first media timeout with 15:57 to go. After trailing 11-6, Carolina went on an 8-2 run and took its first lead after freshman Rakym Felder knocked down a triple with 12:52 to put the Gamecocks in front 14-13.

Duke regained the lead, 18-14, at the under 12 media timeout with 11:11 on the clock as Grayson Allen scored seven points off the bench. Thornwell had seven of Carolina's first 14 points. The Blue Devils were already in the bonus at the 12:01 mark. Duke took advantage of a 5:09 scoring drought by the Gamecocks to extend its lead to seven, 21-14, at the next media timeout with 7:43 to go. Carolina started the game 5-for-23 (22 percent), while the Blue Devils were 6-for-11 (55 percent).

Duke remained in control 28-20 at the final media timeout with 3:45 to go in the first half. Senior Duane Notice connected from 3-point range to pull the Gamecocks within five, 28-23, with 2:39 left. Carolina cut the deficit with stellar defense, holding the Blue Devils Scoreless for nearly five minutes.

A pair of Allen free throws gave Duke a seven point advantage at halftime, 30-23. Thornwell was the only player on either side in double figures with 11 points. Allen led the way for the Blue Devils with nine. Duke shot 47 percent (8-for-17) and knocked down five 3s in the first half. The Gamecocks were 7-for-35 (20 percent).

Notice completed a 3-point play early in the second half to pull Carolina within five, 35-30 with 17:22 to play. Sophomore Chris Silva sunk two free throws to cut it to three, but the lead went back to after a transition 3 by Allen. The Bon Secours Wellness Arena crowd erupted moments later, as a Notice steal led to a monster dunk by Silva on the other end. The jam was the Gamecocks fifth-consecutive field goal and got Carolina within one, 38-37, forcing head coach Mike Krzyzewski to take a timeout with 15:52 on the clock. A lob from Thornwell to Silva right out of the under 16 media timeout then gave the Gamecocks their first lead since Felder's 3 at the 12:40 mark of the first half.

Felder's second 3 of the game put Carolina up 48-44. Frank Jackson answered with a triple of his own on the other end, but Silva scored with contact to make it 54-51 at the under 12 media timeout with 10:43 remaining. Silva sunk the free throw out of the timeout, marking his 17th point of the game, a new career high. The Gamecocks came out of halftiming firing on all cylinders offensively, shooting 12-for-16 (75 percent). Five-straight points from Notice pushed Carolina's lead to seven, 60-53, with 8:38 to play, forcing another Krzyzewski timeout.

A Notice layup put the Gamecocks ahead by double-digits for the first time in the game, 68-58, with 5:00 minutes to play. The lead stayed at 10, 70-60, at the final media timeout of the game with 3:30 remaining. Felder knocked down 1-of-2 at the free throw line to make the score 76-66 with 1:38 to go. Jayson Tatum hit a 3 on the next possession to pull Duke within seven, 76-69, but on the next play, Thornwell bypassed the Blue Devils' full-court pressure as he threw a baseball pass ahead to senior Justin McKie, who finished with an emphatic two-hand dunk to put the Gamecocks up by 10 again, 82-72, with 47 seconds on the clock.

Duke kept swinging, cutting the lead to five after an Amile Jefferson layup with 26.8 seconds remaining, but Carolina iced the win with clutch free throw shooting down the stretch. The Gamecocks ended the game 14-of-16 (88 percent) at the line in the game's final three minutes.

Silva tallied his fourth career double-double (all this season) with 17 points and 10 rebounds. Notice matched Silva with 17 points, 14 of them coming in the second half. Felder was crucial off the bench again, scoring 15 points and making 9-of-10 at the charity stripe.

GAME 35 - /RV CAROLINA 70, 12/11 BAYLOR 50  
MARCH 24, 2017/MADISON SQUARE GARDEN/NYC

**NEW YORK** - The magic continued for South Carolina (25-10) at Madison Square Garden Friday night, as it matched a school record for wins (25) in a 70-50 Sweet 16 victory over third-seeded Baylor (27-8). With the win, the Gamecocks have advanced to the program's first Elite Eight. Sindarius Thornwell led all scorers for the third consecutive game, scoring 24 points.

Carolina led 5-2 at the first media timeout as it held the Bears to 1-for-9 shooting (11 percent) in the game's first 4:06. After Baylor's first bucket, the Gamecock defense held them scoreless for a stretch of 2:17 (0-for-5). South Carolina remained in front 11-8 at the under 12 media timeout with 11:58 to go.

Johnathan Motley gave Baylor the lead for the first time since the 18:11 mark. His bucket put the Bears ahead, 13-11, with 10:33 left in the opening half. Baylor head coach Scott Drew called timeout with 8:48 on the clock and the score tied 15-15. Sophomore Chris Silva led Carolina with five points to start, while Jo Luai-Acuil Jr. led all scorers with seven.

Senior Duane Notice knocked down a big 3 just before the under eight media timeout to put the Gamecocks back in front, 18-15, with 7:55 on the scoreboard. That 3 by Notice would help propel a 22-7 run by Carolina to end the first half. The Gamecocks took their first double-digit lead of the night, 25-15, after a high-arching floater in the line by Brooklyn, N.Y., native, Rakym Felder with 5:27 remaining.

A baseline jumper by Silva forced another Drew timeout, as Carolina pushed the run to 16-0, holding Baylor 0-for-9 as the Gamecocks went ahead 29-15 with 3:23 left in the game's opening 20 minutes. Jake Lindsay snapped the field goal drought for the Bears with a long ball from the corner with 2:11 to go which cut the score to 31-18. The 3 by Lindsay was the team's first points since the 9:58 mark, ending a 7:47 stretch with no points.

The Gamecocks impressive end to the half, fueled by spectacular defense and hot shooting, gave them a 37-22 lead at halftime. Carolina held Baylor to a season-low 25 percent shooting (8-for-32) in the opening 20 minutes. The previous low for the Bears came at the beginning of the season when they shot 39 percent (13-for-33) against Michigan State at the Battle 4 Atlantis Tournament in the Bahamas on Nov. 24. Carolina's offense was balanced in the opening half. Thornwell led the way with 10 points, Silva had nine, sophomore PJ Dozier had eight and Notice had six. Silva had six first half rebounds to the lead the team, as the Gamecocks were plus four in rebounding margin, 22-14.

Carolina continued to roll to start the second half as Thornwell knocked down a 3 to push the lead to 20, 42-22, for the first time in the game with 18:25 remaining. Baylor started the second half 4-for-6, but the Gamecocks led by 18, 46-28, at the first media timeout with 15:45 remaining. Manu Lecomte knocked down back-to-back triples to trim the deficit to 13, 49-36, with 11:40 to play.

A 10-0 run by the Bears pulled them within 11, but consecutive 3s by Thornwell and Notice put Carolina back in control, up by 17, 55-38, with 9:22 remaining. The score remained 55-38 at the under eight media timeout with 7:44 to play. Thornwell's 20th point and fourth 3-pointer of the game put the Gamecocks in front by 20 again, 61-41 with 5:23 to go. South Carolina held a 63-41 edge at the final media timeout with 3:58 left.

Baylor was unable to make a late run, as the Gamecocks led by 18 or more the final five minutes of the ballgame. Silva (12), Dozier (12) and Notice (11) joined Thornwell in double figures. Felder scored all nine bench points Friday night. He's led the bench in scoring in all three of Carolina's NCAA Tournament games.

GAME 33



Official Basketball Box Score - Game Totals - Final Statistics

Marquette vs South Carolina

3/17/17 9:54 PM ET at Bon Secours Wellness Arena, Greenville SC

Marquette 73 • 19-13

#	Player		Total		3-Ptr		Rebounds		PF	TP	A	TO	Blk	Stl	Min	
			FG	FGA	FT	FTA	Off	Def								Total
12	Matt Heldt	c	0-1	0-0	0-0	0	1	2	3	2	0	0	2	0	14	
00	Markus Howard	g	5-10	3-6	0-0	0	1	1	1	13	3	6	0	0	26	
01	Duane Wilson	g	2-5	0-0	0-0	0	1	2	3	4	1	2	0	0	32	
10	Sam Hauser	g	4-7	2-4	2-2	2	2	4	4	12	0	0	0	0	23	
03	Andrew Rowsey	g	3-9	2-7	5-6	0	3	3	3	13	2	3	0	0	27	
22	Katin Reinhardt	g	2-7	1-6	2-2	0	0	0	1	7	2	1	1	0	19	
23	Jajuan Johnson	g	5-9	3-5	3-4	0	6	6	2	16	3	2	0	0	25	
25	Haanif Cheatham	0	0-0	0-0	0-0	0	0	0	0	0	0	0	0	0	7	
04	Luke Fischer	g	4-6	0-0	0-0	1	5	6	4	8	1	1	2	1	16	
10	Cam Marotta	0	0-0	0-0	0-0	0	0	0	0	0	0	0	0	0	1	
Team						1	1	2			1					
Totals			25-54	11-28	12-14	6	22	28	20	73	12	18	3	3	200	

FG % 1st Half: 14-29 48.3% 2nd half: 11-25 44.0% Game: 25-54 46.3% Deadball Rebounds 1  
3FG % 1st Half: 8-16 50.0% 2nd half: 3-12 25.0% Game: 11-28 39.3%  
FT % 1st Half: 4-5 80.0% 2nd half: 8-9 88.9% Game: 12-14 85.7%

South Carolina 93 • 23-10

#	Player	Total		3-Ptr		Rebounds		PF	TP	A	TO	Blk	Stl	Min	
		FG	FGA	FG	FGA	FT	FTA								
21	KOTSAR, Maik	f	3-7	0-0	1-2	2	3	5	1	7	2	1	0	34	
30	SILVA, Chris	f	3-6	0-0	4-4	1	4	5	4	1	0	0	1	26	
00	THORNWELL, Sindarius	g	10-19	3-6	6-7	7	4	11	2	29	2	1	2	35	
10	NOTICE, Duane	g	4-12	2-10	0-0	1	2	3	0	10	3	2	0	35	
12	DOZIER, PJ	g	9-14	1-3	2-6	0	4	1	21	4	3	0	2	31	
02	GRAVETT, Hassani	g	1-3	0-2	0-0	0	1	1	0	2	1	0	0	8	
04	FELDER, Rakym	g	3-4	1-2	0-0	0	2	2	7	0	0	0	0	12	
05	BLANTON, TeMarcus	0	0-0	0-0	0-0	0	0	0	0	0	1	0	0	1	
20	MCKIE, Justin	g	2-2	1-1	0-0	0	2	2	3	5	4	0	0	12	
23	HINSON, Evan	0	0-0	0-0	0-0	0	0	0	0	0	0	0	0	3	
24	KEITA, Sedee	0	0-0	0-0	0-0	0	1	1	0	0	0	0	0	3	
Team						2	0	2	*2		1				
Totals			35-67	8-24	13-19	13	23	36	13	93	17	9	2	111	200

FG % 1st Half: 15-31 48.4% 2nd half: 20-36 55.6% Game: 35-67 52.2% Deadball Rebounds 3.1  
3FG % 1st Half: 4-15 26.7% 2nd half: 4-9 44.4% Game: 8-24 33.3%  
FT % 1st Half: 5-7 71.4% 2nd half: 8-12 66.7% Game: 13-19 68.4%

Officials: Bo Boroski, Mike Greenstein, Olandis Poole

Technical fouls: Marquette-None. South Carolina-None.

Attendance: 14180

\* - points scored by the other team (wrong basket)

Score by periods	1st	2nd	Total
Marquette	40	33	73
South Carolina	39	54	93

Last FG - MARQ 2nd-00:25, SC 2nd-02:16. Score tied - 2 times.  
Largest lead - MARQ by 10 1st-09:23, SC by 23 2nd-02:16. Lead changed - 3 times.  
MARQ led for 19:41. SC led for 17:28. Game was tied for 02:50.

GAME 34



Official Basketball Box Score - Game Totals - Final Statistics

South Carolina vs Duke

3/19/17 8:51 PM ET at Bon Secours Wellness Arena, Greenville SC

South Carolina 88 • 24-10

#	Player		Total		3-Ptr		Rebounds		PF	TP	A	TO	Blk	Stl	Min		
			FG	FGA	FG	FGA	FT	FTA									
21	KOTSAR, Maik	f	0-3	0-0	0-0	0	1	1	5	0	1	1	0	0	16		
15	DOZIER, PJ	c	5-12	0-4	1-1	1	2	5	11	2	3	0	1	1	26		
00	THORNWELL, Sindarius	g	6-14	3-6	9-12	2	4	6	1	24	5	3	0	1	36		
10	NOTICE, Duane	g	6-8	2-4	3-3	2	2	4	1	17	2	1	0	3	35		
30	SILVA, Chris	g	6-12	0-0	5-5	5	10	3	17	1	2	2	0	30			
02	GRAVETT, Hassani	0	0-3	0-2	0-0	0	0	0	0	0	1	0	0	0	9		
04	FELDER, Rakym	g	2-5	2-4	9-10	0	4	4	15	3	0	0	0	1	21		
12	GUEYE, Khadim	0	0-0	0-0	0-0	0	0	0	0	0	0	0	0	0	0		
20	MCKIE, Justin	2	4-4	2-2	0-0	1	3	4	2	4	1	1	0	1	18		
24	KEITA, Sedee	0	0-2	0-0	0-1	1	1	2	1	0	0	0	0	1	9		
Team						3	1	4									
Totals			27	63	7	22	27	32	15	22	37	22	88	16	11	2	80

FG % 1st Half: 7-35 20.0% 2nd half: 20-28 71.4% Game: 27-63 42.9% Deadball Rebounds 2  
3FG % 1st Half: 3-17 17.6% 2nd half: 4-5 80.0% Game: 7-22 31.8%  
FT % 1st Half: 6-9 66.7% 2nd half: 21-23 91.3% Game: 27-32 84.4%

Duke 81 • 28-9

Duke 81 • 28-9																	
#	Player	F	Total		3-Ptr		Rebounds				PF	TP	A	TO	Blk	Stl	Min
			FG	FGA	FG	FGA	FT	FTA	Off	Def							
00	Jayson Tatum	f	6-12	2-4	1-2	0	3	3	5	15	1	5	0	0	0	0	34
21	Amile Jefferson	f	4-7	0-0	6-7	5	10	15	4	14	0	3	6	0	0	0	36
10	Luke Kennard	g	1-6	1-4	8-8	0	1	1	5	11	2	1	0	2	0	2	32
13	Matt Jones	g	2-6	2-4	0-0	0	5	5	6	4	1	0	2	28			
15	Frank Jackson	g	4-9	2-5	5-5	0	1	1	3	15	2	5	0	1	2	32	
01	Harry Giles	0	0-0	0-0	0-0	2	1	3	1	0	0	0	1	1	9		
03	Grayson Allen	g	5-13	3-10	7-7	1	2	3	2	20	2	3	0	0	0	33	
12	Javin DeLaurier	0	0-0	0-0	0-0	0	0	0	0	1	0	0	0	0	0	0	0
30	Antonio Vrankovic	0	0-0	0-0	0-0	0	0	0	0	0	0	0	0	0	0	0	0
	Team					2	1	3									
Totals			22-53	10-27	27-29	10	24	34	26	81	11	18	7	6	200		



# #20 - JUSTIN MCKIE

SENIOR | GUARD | 6'4" | 204 | 3 LETTERS

COLUMBIA, S.C./IRMO

## SEASON NOTABLES

- Pulled down five rebounds off the bench in opening win vs. La Tech (Nov. 11)
- Posted the second double-figure scoring game of his career with 10 points on 5-of-7 shooting vs. Holy Cross (Nov. 13)
- Led all bench scorers with eight points in 27 minutes, also collecting a career-high six rebounds in Carolina's OT win vs. Monmouth (Nov. 15)
- Played 17 minutes off the bench and logged five points, four rebounds and one block in win vs. No. 25/24 Michigan (Nov. 23)
- Made first career start in win vs. FIU (Dec. 4), played 13 minutes due to early foul trouble and had an assist and a steal
- Had nine points, two steals, one assist and one rebound in loss vs. Seton Hall (Dec. 12) at Madison Square Garden, made second career start in the game
- Recorded nine points, four rebounds and three assists in win at USF (Dec. 17), posted career-highs for steals (4) and minutes (33) in the victory
- Started his fourth-straight game and scored three points in loss vs. Clemson (Dec. 21), had five rebounds, two assists and a steal in 29 minutes
- Nine points with three rebounds and a season-high four assists in win vs. Lander (Dec. 27)
- Recorded third double-figure scoring game of his career with 10 points at Memphis (Dec. 30)
- Tied a career-high with 33 minutes in loss at No. 5/5 Kentucky (Jan. 21), matched season-high with four assists
- Scored career-high 13 points in blowout win vs. Auburn (Jan. 24), went 3-of-4 from deep as the Gamecocks made 15 3s, also tied a season-high with four assists
- Hit a clutch 3 down the stretch from the corner and made two free throws with 6 seconds left to seal win vs. Georgia (Feb. 4), finished with seven points and three steals in 21 minutes
- Had eight points in 18 minutes off the bench in win at Mississippi State (Feb. 11)
- Made seventh career start in Senior Night win vs. Mississippi State (Feb. 28)
- Played 12 big minutes off the bench, scoring five points and dishing out four assists (tied for team lead & season-high) in NCAA First Round win vs. Marquette (March 17)
- Saw 18 minutes of action in NCAA Second Round upset of No. 2 seed Duke (March 19), scored four points, had four rebounds, one steal and one assist in a reserve role

## MCKIE'S CAREER HIGHS

### Points

Career 13, vs. Auburn (Jan. 24, 2017)

Season 13, vs. Auburn (Jan. 24, 2017)

### Field Goals

Career 5, 3x, last vs. Auburn (Jan. 24, 2017)

Season 5, twice, last vs. Auburn (Jan. 24, 2017)

### Field Goal Attempts

Career 13, at USF (Dec. 17, 2016)

Season 13, at USF (Dec. 17, 2016)

### 3-Point Field Goals

Career 3, vs. Auburn (Jan. 24, 2017)

Season 3, vs. Auburn (Jan. 24, 2017)

### 3-Point Field Goal Attempts

Career 6, vs. Monmouth (Nov. 15, 2016)

Season 6, vs. Monmouth (Nov. 15, 2016)

### Free Throws

Career 4, vs. Florida (Jan. 7, 2015)

Season 2, 5x, vs. Georgia (Feb. 4, 2017)

### Free Throw Attempts

Career 4, 4x, last at Tennessee (Jan. 11, 2017)

Season 4, at Tennessee (Jan. 11, 2017)

### Rebounds

Career 6, vs. Monmouth (Nov. 15, 2016)

Season 6, vs. Monmouth (Nov. 15, 2016)

### Assists

Career 5, vs. Lipscomb (Nov. 27, 2015)

Season 4, 4x, last vs. Marquette (March 17, 2017)

### Blocks

Career 1, 4x, last at Tennessee (Jan. 11, 2017)

Season 1, 3x, last at Tennessee (Jan. 11, 2017)

### Steals

Career 4, at USF (Dec. 17, 2016)

Season 4, at USF (Dec. 17, 2016)

### Minutes Played

Career 33, twice, last at Kentucky (Jan. 21, 2017)

Season 33, twice, last at Kentucky (Jan. 21, 2017)

## SUPERLATIVES

	Season	Career
Double-figure scoring	3	4
3+ steals	2	2
2+ assists	13	21
Team high assists*	4	6
Team high steals*	3	5

\* led or shared team lead

## 2016-17

Opponent	Date	GS	Min	FG-FGA	Pct	3FG-3FGA	Pct	FT-FTA	Pct	Off	Def	Tot	Avg	PF	FO	A	TO	Blk	Stl	Pts	Avg
Louisiana Tech	11/11/16		19	1-3	.333	1-2	.500	0-0	.000	1	4	5	5.0	0	0	1	1	0	0	3	3.0
Holy Cross	11/13/16		22	5-7	.714	0-2	.000	0-0	.000	0	1	1	3.0	0	0	0	0	0	0	10	6.5
Monmouth	11/15/16		27	3-10	.300	1-6	.167	1-2	.500	2	4	6	4.0	2	0	0	2	0	0	8	7.0
SC State	11/18/16		21	3-6	.500	0-2	.000	0-0	.000	1	3	4	4.0	1	0	2	0	0	0	6	6.8
Michigan	11/23/16		17	2-3	.666	1-2	.500	0-0	.000	0	4	4	4.0	3	0	0	0	1	0	5	6.4
vs. Syracuse	11/26/16		16	1-2	.500	0-1	.000	1-3	.333	0	2	2	3.7	0	0	1	2	0	0	3	5.8
Vermont	12/1/16		20	1-6	.167	0-2	.000	0-0	.000	1	2	3	3.6	1	0	3	0	0	2	2	5.3
FIU	12/4/16	*	13	0-3	.000	0-2	.000	0-0	.000	0	0	0	3.1	3	0	1	0	0	1	0	4.6
vs. Seton Hall	12/12/16	*	23	3-6	.500	1-1	1.000	2-2	1.000	0	1	1	2.9	2	0	1	0	0	2	9	5.1
at USF	12/17/16	*	33	3-13	.231	1-5	.200	2-2	1.000	2	2	4	3.0	2	0	3	0	1	4	9	5.5
Clemson	12/21/16	*	29	1-5	.200	0-3	.000	1-2	.500	1	4	5	3.2	2	0	2	2	0	1	3	5.3
Lander	12/27/16	*	23	3-8	.375	1-3	.333	2-3	.667	2	1	3	3.2	2	0	4	0	0	1	9	5.6
at Memphis	12/30/16	*	21	4-8	.500	2-3	.667	2-2	1.000	1	0	1	3.0	2	0	2	2	0	0	10	5.9
at Georgia	1/4/17		16	1-4	.250	1-1	1.000	0-0	.000	3	2	5	3.1	3	0	1	0	0	0	3	5.7
Texas A&M	1/7/17		11	0-2	.000	0-0	.000	0-0	.000	0	0	0	2.9	0	0	2	0	0	0	0	5.3
at Tennessee	1/11/17		19	1-1	1.000	1-1	1.000	2-4	.500	1	1	2	2.9	1	0	1	0	1	1	5	5.3
Ole Miss	1/14/17		2	0-0	.000	0-0	.000	0-0	.000	0	0	0	2.7	0	0	0	1	0	0	0	5.0
Florida	1/18/17		23	1-3	.333	1-1	1.000	0-0	.000	1	2	3	2.7	1	0	2	0	0	1	3	4.9
at Kentucky	1/21/17		33	1-7	.143	0-4	.000	0-0	.000	1	2	3	2.7	4	0	4	0	0	0	2	4.7
Auburn	1/24/17		23	5-7	.714	3-4	.750	0-1	.000	0	1	1	2.7	2	0	4	4	0	1	13	5.2
at Missouri	1/28/17		17	1-1	1.000	1-1	1.000	0-0	.000	0	3	3	2.7	1	0	2	1	0	1	3	5.0
at LSU	2/1/17		14	2-3	.667	2-2	1.000	0-0	.000	0	1	1	2.6	2	0	0	0	0	0	6	5.1
Georgia	2/4/17		21	2-5	.400	1-4	.250	2-2	1.000	0	0	0	2.5	3	0	2	1	0	3	7	5.2
Alabama	2/7/17		32	1-9	.111	0-5	.000	1-1	1.000	3	2	5	2.1	3	0	0	1	0	0	3	4.1
at Mississippi State	2/11/17		18	3-6	.500	1-3	.333	1-2	.500	1	1	2	2.6	1	0	1	1	0	0	8	5.2
Arkansas	2/15/17		13	1-4	.250	1-3	.333	0-0	.000	0	0	0	2.5	0	0	0	0	0	0	3	5.1
at Vanderbilt	2/18/17		13	0-0	.000	0-0	.000	0-0	.000	1	1	2	2.4	1	0	1	0	0	0	0	4.9
at Florida	2/21/17		9	1-1	1.000	1-1	1.000	0-0	.000	0	0	0	2.4	1	0	0	1	0	0	3	4.9
Tennessee	2/25/17		7	0-2	.000	0-1	.000	0-0	.000	0	1	1	2.3	1	0	1	0	0	0	0	4.7
Mississippi State	2/28/17	*	2	0-0	.000	0-0	.000	0-0	.000	0	0	0	2.2	0	0	0	1	0	0	0	4.5
at Ole Miss	3/4/17		3	0-1	.000	0-1	.000	0-0	.000	0	0	0	2.2	0	0	0	0	0	0	0	4.4
vs. Alabama	3/10/17		1	0-0	.000	0-0	.000	0-0	.000	0	0	0	2.1	0	0	0	0	0	0	0	4.3
vs. Marquette	3/17/17		12	2-2	1.000	1-1	1.000	0-0	.000	0	2	2	2.1	3	0	4	0	0	1	5	4.3
vs. Duke	3/19/17		18	2-4	.500	0-2	.000	0-0	.000	1	3	4	2.1	2	0	1	1	0	1	4	4.3
vs. Baylor	3/24/17		9	0-1	.000	0-1	.000	0-0	.000	0	0	0	2.1	0	0	0	1	0	0	0	4.1

## CAREER STATISTICS

Season	GP-GS	Min	Avg	FG	FGA	Pct	3FG	3FGA	Pct	FT	FTA	Pct	Off	Def	Tot	Avg	PF	FO	Ast	TO	Blk	Stl	Pts	Avg
2013-14	17-0	80	4.7	3	17	.176	1	8	.125	2	4	.500	4	12	16	0.9	8	0	5	5	0	3	9	0.5
2014-15	25-0	282	11.3	26	67	.388	11	36	.306	18	23	.783	11	33	44	1.8	20	0	8	11	3	9	81	3.2
2015-16	27-0	217	8.0	14	47	.298	3	18	.167	9	14	.643	7	20	27	1.0	21	1	22	7	2	2	40	1.5
2016-17	35-7	600	17.1	54	143	.378	22	70	.314	15	24	.625	23	50	73	2.1	49	0	46	22	3	20	145	4.1
Totals	104-7	1179	11.3	97	274	.354	37	132	.280	44	65	.677	45	115	160	1.5	98	1	81	45	8	34	275	2.6

## CAREER SEC STATISTICS

Season	GP-GS	Min	Avg	FG	FGA	Pct	3FG	3FGA	Pct	FT	FTA	Pct	Off	Def	Tot	Avg	PF	FO	Ast	TO	Blk	Stl	Pts	Avg
2014	9-0	56	6.2	2	11	.182	1	5	.200	0	0	.000	1	9	10	1.1	7	0	5	5	0	2	5	0.6
2015	12-0	130	10.8	5	21	.238	2	11	.182	6	6	1.000	6	12	18	1.5	10	0	1	6	1	2	18	1.5
2016	12-0	79	6.6	4	14	.286	0	3	.000	3	6	.500	4	3	7	0.6	4	0	7	4	0	1	11	0.9
2017	18-1	276	15.3	20	56	.357	13	32	.406	6	10	.600	11	17	28	1.6	24	0	21	11	1	7	59	3.3
Totals	51-1	541	10.6	31	102	.304	16	51	.314	15	22	.682	22	41	63	1.2	45	0	34	26	3	12	93	1.8



# #10 - DUANE NOTICE

SENIOR | GUARD | 6'2" | 225 | 3 LETTERS

TORONTO, ONTARIO, CANADA/ST. THOMAS MORE (OAKDALE, CONN.)

## SEASON NOTABLES

- Dished the game winning assist on PJ Dozier's jumper as time expired in OT win over Monmouth (Nov. 15, scored 15 points with five assists and a team-high three steals vs. the Hawks)
- Led team with 35 minutes in win vs. No. 25/24 Michigan (Nov. 23), one of four Gamecocks in double figures with 13 points, also had five rebounds, which was a season-high
- Played 32 minutes, which led team, in win vs. No. 18/16 Syracuse (Nov. 26), tallied seven points, three rebounds, two assists and a steal in the victory
- Matched career-high with 27 points in win vs. FIU (Dec. 4), made 6-of-10 from behind the arc to set a new single-game career-high for 3-point field goals, led team with 36 minutes and had an assist and a rebound
- Played team-high 37 minutes and posted 15 points, four assists, two rebounds and one steal in win at USF (Dec. 17), scored 14 points and hit four 3s in the second half
- Tied for team lead with 19 points in win vs. Texas A&M (Jan. 7), went 4-of-9 from deep in 32 minutes, surpassed Devan Downey (174) for sole possession of third place all-time for career 3-point makes with 178
- Tied for team lead with 37 minutes and four assists in loss at No. 5/5 Kentucky (Jan. 21)
- Matched a career-high with 27 points to lead all scorers in blowout win vs. Auburn (Jan. 24), went 9-for-13 from the field and 6-for-9 from 3 (team made season-high 15 3s), was only player on both teams to play 30-plus minutes
- Tied for the team lead with 17 points in the win at LSU (Feb. 1)
- Had 15 points and went 4-for-7 from 3 in win vs. Georgia (Feb. 4)
- Scored 14 points on 5-of-10 shooting in loss vs. Arkansas (Feb. 15)
- Was second on the team with 16 points in loss at No. 13/12 Florida (Feb. 21)
- Made 5 3s and scored 15 points in win vs. Tennessee (Feb. 25), marked ninth game of the season with three-plus made 3-pointers
- Led team with four assists and 38 minutes in Senior Night win vs. Mississippi State, hit clutch 3-pointer to cap 7-0 run and put team ahead 57-52 with just over two minutes to play
- Key cog on perimeter in defense that forced 17 turnovers in NCAA First Round win vs. Marquette (March 17), also scored 10 points and had three rebounds, three assists and a steal while tying for the team lead with 35 minutes
- Went 6-for-8 and had 17 points (14 in the 2nd half) in NCAA Second Round upset of No. 2 seed Duke (March 19), tied career-high with three steals and logged 24th game of the season with 30-plus minutes, tied Brandon Wallace (2004-07) for most career games played all-time with 135
- One of four Gamecocks in double figures with 11 points in Sweet 16 win vs. Baylor (March 24), went 3-for-4 from behind the arc and led the team with four assists, became the school's all-time leader in games played (136)

## NOTICE'S CAREER HIGHS

### Points

Career 27, 3x, last vs. Auburn (Jan. 24, 2017)  
Season 27, twice, last vs. Auburn (Jan. 24, 2017)

### Field Goals

Career 10, at Marshall (Dec. 1, 2014)  
Season 9, twice, last vs. Auburn (Jan. 24, 2017)

### Field Goal Attempts

Career 18, twice, last at LSU (Jan. 28, 2015)  
Season 14, vs. FIU (Dec. 4, 2016)

### 3-Point Field Goals

Career 6, twice, last vs. Auburn (Jan. 24, 2017)  
Season 6, twice, last vs. Auburn (Jan. 24, 2017)

### 3-Point Field Goal Attempts

Career 11, twice, last at Alabama (Feb. 24, 2015)  
Season 10, 3x, last vs. Marquette (March 17, 2017)

### Free Throws

Career 12, vs. Memphis (Jan. 2, 2016)  
Season 6, vs. La Tech (Nov. 11, 2016)

### Free Throw Attempts

Career 12, vs. Memphis (Jan. 2, 2016)  
Season 8, vs. La Tech (Nov. 11, 2016)

### Rebounds

Career 8, vs. Auburn (March 12, 2014)  
Season 5, 3x, last Baylor (March 24, 2017)

### Assists

Career 8, twice, last vs. Florida (Feb. 20, 2016)  
Season 5, twice, last vs. Monmouth (Nov. 15, 2016)

### Blocks

Career 2, vs. Auburn (Jan. 24, 2017)  
Season 2, vs. Auburn (Jan. 24, 2017)

### Steals

Career 3, 10x, last vs. Duke (March 19, 2017)  
Season 3, 4x, last vs. Duke (March 19, 2017)

### Minutes Played

Career 54, vs. Alabama (Feb. 7, 2017)  
Season 54, vs. Alabama (Feb. 7, 2017)

## SUPERLATIVES

	Season	Career
Double-figure scoring	18	71
20+ points	2	8
5+ assists	2	16
3+ steals	4	10
Team high scoring*	4	20
Team high assists*	7	41
Team high steals*	10	28

\* led or shared team lead

## 2016-17

Opponent	Date	GS	Min	FG-FGA	Pct	3FG-3FGA	Pct	FT-FTA	Pct	Off	Def	Tot	Avg	PF	FO	A	TO	Blk	Stl	Pts	Avg
Louisiana Tech	11/11/16	*	29	4-7	.571	3-6	.500	6-8	.750	0	1	1	1.0	0	0	3	3	0	1	17	17.0
Holy Cross	11/13/16	*	23	2-5	.400	2-4	.500	0-0	.000	0	0	0	0.5	1	0	5	3	0	1	6	11.5
Monmouth	11/15/16	*	41	5-13	.384	3-8	.375	2-2	1.000	2	1	3	1.3	1	0	5	3	0	3	15	12.7
SC State	11/18/16	*	25	1-5	.200	1-5	.200	2-2	1.000	0	0	0	1.0	1	0	4	3	0	0	5	10.8
Michigan	11/23/16	*	35	5-12	.417	1-5	.200	2-4	.500	2	3	5	1.8	1	0	0	0	0	1	13	11.2
vs. Syracuse	11/26/16	*	32	2-7	.286	2-4	.500	1-2	.500	1	2	3	2.0	3	0	2	1	0	1	7	10.5
Vermont	12/1/16	*	28	1-6	.167	0-4	.000	0-0	.000	0	2	2	2.0	1	0	4	2	0	0	2	9.3
FIU	12/4/16	*	36	9-14	.643	6-10	.600	3-4	.750	0	1	1	1.9	2	0	1	0	0	0	27	11.5
vs. Seton Hall	12/12/16	*	36	1-10	.100	1-5	.200	1-4	.250	2	2	4	2.1	0	0	2	3	0	2	4	10.7
at USF	12/17/16	*	37	4-12	.333	4-10	.400	3-4	.750	0	2	2	2.1	1	0	4	1	0	1	15	11.1
Clemson	12/21/16	*	36	1-9	.111	0-5	.000	2-3	.667	1	1	2	2.1	3	0	2	2	0	0	4	10.5
Lander	12/27/16	*	25	5-10	.500	1-5	.200	2-2	1.000	0	3	3	2.2	0	0	1	0	1	1	13	10.7
at Memphis	12/30/16	*	24	0-8	.000	0-7	.000	2-4	.500	1	1	2	2.2	1	0	1	4	0	0	2	10.0
at Georgia	1/4/17	*	29	1-7	.143	0-3	.000	0-2	.000	3	1	4	2.3	2	0	2	2	0	0	2	9.4
Texas A&M	1/7/17	*	32	6-12	.500	4-9	.444	3-3	1.000	0	1	1	2.2	1	0	3	0	0	1	19	10.1
at Tennessee	1/11/17	*	32	3-5	.600	2-4	.500	3-4	.750	1	2	3	2.3	2	0	0	1	0	1	11	10.1
Ole Miss	1/14/17	*	28	2-8	.250	2-7	.286	1-2	.500	0	1	1	2.2	2	0	3	1	0	2	7	9.9
Florida	1/18/17	*	31	0-2	.000	0-2	.000	0-0	.000	0	2	2	2.2	3	0	0	1	1	2	0	9.4
at Kentucky	1/21/17	*	37	2-7	.286	0-4	.000	0-0	.000	1	0	1	2.1	1	0	4	1	0	1	4	9.1
Auburn	1/24/17	*	32	9-13	.692	6-9	.667	3-4	.750	2	2	4	2.2	1	0	2	2	0	2	27	10.0
at Missouri	1/28/17	*	29	3-6	.500	3-6	.500	0-0	.000	0	2	2	2.2	2	0	0	3	1	0	9	10.0
at LSU	2/1/17	*	27	5-9	.555	2-5	.400	5-5	1.000	0	3	3	2.2	0	0	3	0	0	2	17	10.3
Georgia	2/4/17	*	32	5-8	.625	4-7	.571	1-1	1.000	0	2	2	2.2	2	0	3	2	0	1	15	10.5
Alabama	2/7/17	*	54	1-11	.091	1-8	.125	2-4	.500	1	2	3	2.3	1	0	1	1	0	3	5	10.3
at Mississippi State	2/11/17	*	37	2-5	.400	1-2	.500	4-7	.571	1	4	5	2.4	1	0	2	2	1	0	9	10.2
Arkansas	2/15/17	*	35	5-10	.500	1-5	.200	3-4	.750	1	2	3	2.4	2	0	2	1	0	1	14	10.3
at Vanderbilt	2/18/17	*	34	3-7	.429	0-3	.000	1-3	.333	0	2	2	2.4	3	0	3	0	0	3	7	10.2
at Florida	2/21/17	*	36	5-11	.455	2-6	.333	4-5	.800	2	0	2	2.4	1	0	2	1	0	0	16	10.4
Tennessee	2/25/17	*	35	5-10	.500	5-8	.625	0-0	.000	2	1	3	2.4	1	0	2	3	1	2	15	10.6
Mississippi State	2/28/17	*	38	1-7	.143	1-4	.250	3-4	.750	0	2	2	2.4	2	0	4	0	0	2	6	10.4
at Ole Miss	3/4/17	*	34	4-9	.444	2-6	.333	0-0	.000	1	0	1	2.3	3	0	1	1	0	1	10	10.4
vs. Alabama	3/10/17	*	31	0-2	.000	0-1	.000	0-1	.000	1	3	4	2.4	2	0	1	1	0	0	0	10.1
vs. Marquette	3/17/17	*	35	4-12	.333	2-10	.200	0-0	.000	1	2	3	2.4	0	0	3	2	0	1	10	10.1
vs. Duke	3/19/17	*	35	6-8	.750	2-4	.500	3-3	1.000	2	2	4	2.4	1	0	2	1	0	3	17	10.3
vs. Baylor	3/24/17	*	34	4-6	.667	3-4	.750	0-0	.000	1	4	5	2.5	2	0	4	2	0	0	11	10.3

## CAREER STATISTICS

Season	GP-GS	Min	Avg	FG	FGA	Pct	3FG	3FGA	Pct	FT	FTA	Pct	Off	Def	Tot	Avg	PF	FO	Ast	TO	Blk	Stl	Pts	Avg
2013-14	34-22	856	25.2	90	237	.380	21	58	.362	78	116	.672	35	64	99	2.9	72	2	99	89	4	20	279	8.2
2014-15	33-33	987	29.9	127	337	.377	61	168	.363	72	91	.791	20	67	87	2.6	61	0	89	60	4	29	387	11.7
2015-16	34-8	935	27.5	115	298	.389	68	171	.398	68	91	.747	26	57	83	2.4	55	0	78	35	1	32	366	10.8
2016-17	35-35	1154	33.0	116	293	.396	67	195	.344	62	91	.681	29	59	88	2.5	50	0	81	51	7	37	361	10.3
Totals	136-98	3932	28.9	448	1163	.385	217	592	.367	280	389	.720	110	247	357	2.6	238	2	347	235	16	118	1393	10.2

## CAREER SEC STATISTICS

Season	GP-GS	Min	Avg	FG	FGA	Pct	3FG	3FGA	Pct	FT	FTA	Pct	Off	Def	Tot	Avg	PF	FO	Ast	TO	Blk	Stl	Pts	Avg
2014	18-14	516	28.7	48	133	.361	8	30	.267	46	71	.648	19	34	53	2.9	41	1	50	58	1	11	150	8.3
2015	18-18	548	30.4	62	191	.325	33	102	.324	26	36	.722	12	35	47	2.6	35	0	48	30	2	11	183	10.2
2016	18-5	533	29.6	63	153	.412	40	97	.412	22	33	.667	15	31	46	2.6	34	0	43	22	0	17	188	10.4
2017	18-18	612	34.0	62	147	.422	36	98	.367	33	48	.688	15	29	44	2.4	30	0	37	20	6	22	193	10.7
Totals	72-55	2209	30.7	235	624	.377	117	327	.358	127	188	.676	61	129	190	2.6	140	1	178	130	9	61	714	9.9





# #0 - SINDARIUS THORNWELL

SENIOR | GUARD | 6'5" | 211 | 3 LETTERS

LANCASTER, S.C./OAK HILL ACADEMY (WILSON, VA.)

## SEASON NOTABLES

- Tallied fourth-straight 20-point game of the season after leading team with 21 in win vs. No. 25/24 Michigan (Nov. 23), also had 10 rebounds to record first double-double of the season, shot 8-of-12 (67 percent) from the field
- Tied for team-lead with 16 points in win vs. No. 18/16 Syracuse (Nov. 26), had six rebounds, team-high five assists and three steals in 31 minutes
- Tied a single-game career-high with nine assists in win vs. Vermont (Dec. 1), also had 11 points, five rebounds and three steals
- Recorded eighth career double-double after scoring 19 points and grabbing 11 rebounds in win at Georgia (Jan. 7), tied a career-high with six steals
- Led team with 35 minutes and seven rebounds in win vs. Texas A&M (Jan. 7), scored 11 of his 16 points in the game's final 6:23, also tallied five steals, all in the first half, to move into seventh place all-time on the career steals list (155)
- Top-scorer after pouring in 22 points in win at Tennessee (Jan. 11), also had five rebounds and led the team with four assists and four steals
- Moved into the top-10 of the all-time scoring list (1,496) after leading team with 20 points in win vs. No. 19/21 Florida (Jan. 18), went 9-of-13 from the free throw line to match a season-high, has now made nine-plus free throws in four games this season
- Led all scorers after logging 34 points (9-of-23) in loss at No. 5/5 Kentucky (Jan. 21), went 14-for-15 at free throw line and had six rebounds
- Had 22 points, tying a career-high with five made 3s, moved into 7th on the all-time scoring list passing Carlos Powell (1,541 points), also had two steals to move into fifth on the all-time steals list, passing BJ McKie and Michael Foster (164)
- Set career-highs for points (44), rebounds (21) and minutes (56) in four OT loss vs. Alabama (Feb. 7), the 40-point outing was the first for a Gamecock since 1986, his 21 rebounds were the first 20-plus rebound game for a Carolina player since 1993, his 25 made free throws and 33 attempts were school single-game records, they were both SEC records for league games as well
- Led all scorers with 28 points (19 in first half) in win at Mississippi State (Feb. 11), also had four rebounds and four assists in 38 minutes
- Posted 27 points in loss vs. Arkansas (Feb. 15), set new career-high with 10 made field goals, logged the 1,000th point of his career in SEC play
- Scored 21 points (fourth-straight game with 20-plus) and had six rebounds in loss at Vanderbilt (Feb. 18), went 9-for-9 at the free throw line
- Tallied 23 points and 10 rebounds for his fifth double-double of the season in loss at No. 13/12 Florida (Feb. 21), also had three steals and went 11-for-11 at the free throw line marking 10th game he's made seven or more shots at the foul line
- Passed Jimmy Foster (1981-84, 1,745 points) for fifth on the all-time scoring list with 15 points in win vs. Tennessee (Feb. 25)
- Scored 17 of game-high 22 points in second half in Senior Night win vs. Mississippi State, went 11-of-12 at the free throw line
- Led all scorers with 25 points in loss at Ole Miss (March 4), tied for team lead with six assists, also had seven rebounds and two steals, went 4-for-11 from 3-point range to move into fifth on the all-time 3-point field goals made list with 172
- Poured in 29 points and snagged 11 rebounds (seven offensive) for 12th career double-double in NCAA First Round win vs. Marquette (March 17), also led team in minutes (35), steals (3) and blocks (2), moved into top-10 of the all-time assists list and passed Devan Downey for fourth on all-time made 3s list with 177 career made triples, his 10 made field goals vs. the Golden Eagles matched a career-high previously set vs. Arkansas (Feb. 15)
- Led all scorers with 24 points in NCAA Second Round upset of No. 2 seed Duke (March 19), had six rebounds and led the team with five assists
- Had game-high 24 points and six rebounds in Sweet 16 win vs. Baylor (March 24), led team with two blocks and two steals, passed Melvin Warren (1995-98) for fourth on the all-time steals list (196)

## THORNWELL'S CAREER HIGHS

### Points

Career 44, vs. Alabama (Feb. 7, 2017)

Season 44, vs. Alabama (Feb. 7, 2017)

### Field Goals

Career 10, twice, last vs. Marquette (March 17, 2017)

Season 10, twice, last vs. Marquette (March 17, 2017)

### Field Goal Attempts

Career 25, vs. Alabama (Feb. 7, 2017)

Season 25, vs. Alabama (Feb. 7, 2017)

### 3-Point Field Goals

Career 5, twice, last vs. Auburn (Jan. 24, 2017)

Season 5, vs. Auburn (Jan. 24, 2017)

### 3-Point Field Goal Attempts

Career 11, at Ole Mis (March 4, 2017)

Season 11, at Ole Mis (March 4, 2017)

### Free Throws

Career 25, vs. Alabama (Feb. 7, 2017)

Season 25, vs. Alabama (Feb. 7, 2017)

### Free Throw Attempts

Career 33, vs. Alabama (Feb. 7, 2017)

Season 33, vs. Alabama (Feb. 7, 2017)

### Rebounds

Career 21, vs. Alabama (Feb. 7, 2017)

Season 21, vs. Alabama (Feb. 7, 2017)

### Assists

Career 9, 3x, last vs. Vermont (Dec. 1, 2016)

Season 9, vs. Vermont (Dec. 1, 2016)

### Blocks

Career 3, 3x, last at Georgia (Jan. 4, 2017)

Season 3, 3x, last at Georgia (Jan. 4, 2017)

### Steals

Career 6, twice, last at Georgia (Jan. 4, 2017)

Season 6, at Georgia (Jan. 4, 2017)

### Minutes Played

Career 56, vs. Alabama (Feb. 7, 2017)

Season 56, vs. Alabama (Feb. 7, 2017)

## SUPERLATIVES

	Season	Career
Double-figure scoring	29	97
20+ points	18	33
30+ points	2	2
Double-doubles	6	12
Team high points*	21	54
Team high assists*	12	54
Team high rebounds*	12	42
Team high steals*	19	56

\* led or shared team lead

## 2016-17

Opponent	Date	GS	Min	FG-FGA	Pct	3FG-3FGA	Pct	FT-FTA	Pct	Off	Def	Tot	Avg	PF	FO	A	TO	Blk	Stl	Pts	Avg
Louisiana Tech	11/11/16	*	32	7-16	.438	2-4	.500	2-2	1.000	1	6	7	7.0	4	0	6	6	1	1	18	18.0
Holy Cross	11/13/16	*	27	5-9	.555	4-6	.667	6-6	1.000	3	5	8	6.0	1	0	0	0	2	0	20	19.0
Monmouth	11/15/16	*	41	6-18	.333	2-5	.400	9-11	.818	3	6	9	7.0	2	0	5	3	3	2	23	20.3
SC State	11/18/16	*	25	8-15	.533	2-6	.333	4-4	1.000	2	3	5	6.5	2	0	1	2	0	1	22	20.8
Michigan	11/23/16	*	32	8-12	.667	2-4	.500	3-5	.600	1	9	10	7.2	1	0	3	4	3	1	21	20.8
vs. Syracuse	11/26/16	*	31	3-6	.500	1-2	.500	9-10	.900	2	4	6	7.0	3	0	5	3	0	3	16	20.0
Vermont	12/1/16	*	29	4-10	.400	1-2	.500	2-2	1.000	3	2	5	6.7	1	0	9	1	0	3	11	18.7
FIU	12/4/16	-	-	-	-	-	-	-	-	-	-	-	-	-	-	-	-	-	-	-	-
vs. Seton Hall	12/12/16	-	-	-	-	-	-	-	-	-	-	-	-	-	-	-	-	-	-	-	-
at USF	12/17/16	-	-	-	-	-	-	-	-	-	-	-	-	-	-	-	-	-	-	-	-
Clemson	12/21/16	-	-	-	-	-	-	-	-	-	-	-	-	-	-	-	-	-	-	-	-
Lander	12/27/16	-	-	-	-	-	-	-	-	-	-	-	-	-	-	-	-	-	-	-	-
at Memphis	12/30/16	-	-	-	-	-	-	-	-	-	-	-	-	-	-	-	-	-	-	-	-
at Georgia	1/4/17	*	35	8-17	.471	1-3	.333	2-4	.500	3	8	11	7.3	3	0	1	1	3	6	19	18.8
Texas A&M	1/7/17	*	35	6-16	.375	1-6	.167	3-4	.750	5	2	7	7.2	0	0	2	1	0	5	16	18.4
at Tennessee	1/11/17	*	32	6-12	.500	1-2	.500	9-10	.900	2	3	5	7.0	3	0	4	4	1	4	22	18.8
Ole Miss	1/14/17	*	32	3-10	.300	0-2	.000	4-6	.667	4	4	8	7.1	2	0	3	3	0	2	10	18.0
Florida	1/18/17	*	32	5-11	.455	1-2	.500	9-13	.692	2	3	5	6.9	3	0	1	1	0	2	20	18.2
at Kentucky	1/21/17	*	37	9-23	.391	2-6	.333	14-15	.933	3	3	6	6.8	2	0	1	3	1	1	34	19.4
Auburn	1/24/17	*	27	6-12	.500	5-7	.714	5-5	1.000	1	7	8	6.9	3	0	5	4	2	2	22	19.6
at Missouri	1/28/17	*	31	4-15	.267	1-7	.143	7-7	1.000	2	9	11	7.2	2	0	2	2	1	2	16	19.3
at LSU	2/1/17	*	31	7-11	.636	1-2	.500	1-1	1.000	1	2	3	6.9	1	0	0	4	1	2	16	19.1
Georgia	2/4/17	*	37	6-17	.353	4-7	.571	2-4	.500	3	4	7	6.9	3	0	2	1	0	3	18	19.1
Alabama	2/7/17	*	56	9-25	.360	1-7	.143	25-33	.758	10	11	21	7.7	4	0	2	6	0	2	44	20.4
at Mississippi State	2/11/17	*	38	9-15	.600	3-5	.600	7-8	.875	1	3	4	7.5	0	0	4	1	1	1	28	20.8
Arkansas	2/15/17	*	35	10-19	.526	2-4	.500	5-5	1.000	4	0	4	7.4	0	0	3	1	2	1	27	21.2
at Vanderbilt	2/18/17	*	33	6-15	.400	0-1	.000	9-9	1.000	2	4	6	7.3	4	0	1	1	0	3	21	21.1
at Florida	2/21/17	*	33	6-12	.500	0-1	.000	11-11	1.000	3	7	10	7.4	4	0	2	0	0	3	23	21.2
Tennessee	2/25/17	*	34	5-11	.455	1-4	.250	4-4	1.000	0	6	6	7.3	3	0	2	2	0	1	15	21.0
Mississippi State	2/28/17	*	37	5-11	.455	1-4	.250	11-12	.917	2	4	6	7.3	3	0	3	3	1	2	22	21.0
at Ole Miss	3/4/17	*	38	5-17	.294	4-11	.364	11-16	.688	1	6	7	7.3	2	0	6	4	1	2	25	21.2
vs. Alabama	3/10/17	*	37	5-12	.417	2-6	.333	4-7	.571	1	3	4	7.2	4	0	1	1	1	2	16	21.0
vs. Marquette	3/17/17	*	35	10-19	.526	3-6	.500	6-7	.857	7	4	11	7.3	2	0	2	1	2	3	29	21.3
vs. Duke	3/19/17	*	36	6-14	.429	3-6	.500	9-12	.750	2	4	6	7.3	1	0	5	3	0	1	24	21.4
vs. Baylor	3/24/17	*	34	6-14	.429	4-10	.400	8-10	.800	3	3	6	7.2	2	0	2	4	2	2	24	21.4

## CAREER STATISTICS

Season	GP-GS	Min	Avg	FG	FGA	Pct	3FG	3FGA	Pct	FT	FTA	Pct	Off	Def	Tot	Avg	PF	FO	Ast	TO	Blk	Stl	Pts	Avg
2013-14	34-34	1007	29.6	143	370	.386	37	100	.370	131	178	.736	48	91	139	4.1	100	2	101	106	21	40	454	13.4
2014-15	33-33	1011	30.6	114	335	.340	38	142	.268	101	141	.716	50	111	161	4.9	83	3	73	71	11	43	367	11.1
2015-16	34-34	1125	33.1	144	377	.382	46	138	.333	123	161	.764	39	124	163	4.8	66	0	130	77	16	50	457	13.4
2016-17	29-29	991	34.2	183	414	.442	55	138	.399	201	243	.827	76	133	209	7.2	65	0	83	70	28	63	622	21.4
Totals	130-130	4134	31.8	584	1496	.390	176	518	.340	556	723	.769	213	459	672	5.2	314	5	387	324	76	196	1900	14.6

## CAREER SEC STATISTICS

Season	GP-GS	Min	Avg	FG	FGA	Pct	3FG	3FGA	Pct	FT	FTA	Pct	Off	Def	Tot	Avg	PF	FO	Ast	TO	Blk	Stl	Pts	Avg
2014	18-18	597	33.2	90	229	.393	21	60	.350	79	105	.752	29	56	85	4.7	55	2	72	75	13	21	280	15.6
2015	18-18	578	32.1	55	180	.306	23	83	.277	58	76	.763	24	52	76	4.2	47	2	39	44	3	19	191	10.6
2016	18-18	634	35.2	83	219	.379	25	73	.342	67	87	.770	25	60	85	4.7	34	0	71	44	10	26	258	14.3
2017	18-18	632	35.1	115	269	.428	29	81	.358	139	167	.832	49	86	135	7.5	42	0	44	42	14	44	398	22.1
Totals	72-72	2441	33.9	343	897	.382	98	297	.330	343	435	.789	127	254	381	5.3	178	4	226	205	40	110	1127	15.7



# #31 JARRELL HOLLIMAN

R-JUNIOR | FORWARD | 6'7" | 206 | 2 LETTERS

ALPHARETTA, GA./ALPHARETTA/ELMHURST COLLEGE

## SEASON NOTABLES

- Tallied three points in eight minutes in the exhibition win vs. Newberry
- Scored the first points of his Gamecock career and played a career high 14 minutes in season opener vs. La Tech (Nov. 11)
- Collected a rebound in 12 minutes vs. Holy Cross (Nov. 13)
- Pulled down two rebounds in nine minutes in OT win vs. Monmouth (Nov. 15)
- Played eight minutes and snagged one rebound in win vs. SC State (Nov. 18)
- Saw three minutes of action and logged one block (first of career) in win vs. Vermont (Dec. 1)
- Had two rebounds in three minutes in win vs. FIU (Dec. 4)
- Logged two minutes in loss vs. Seton Hall at Madison Square Garden (Dec. 12)
- Saw 10 minutes of action off the bench in win at USF (Dec. 17), hit two free throws (first of his career) early in the second half to log first points since season-opener
- Played five minutes off the bench and grabbed two rebounds in loss vs. Clemson (Dec. 21)
- Made SEC debut in loss at No. 5/5 Kentucky (Jan. 21), playing 10 minutes off the bench
- Had two points and two rebounds in blowout win vs. Auburn (Jan. 24)

## HOLLIMAN'S CAREER HIGHS

### Points

Career 4, vs. La Tech (Nov. 11, 2016)  
Season 4, vs. La Tech (Nov. 11, 2016)

### Field Goals

Career 2, vs. La Tech (Nov. 11, 2016)  
Season 2, vs. La Tech (Nov. 11, 2016)

### Field Goal Attempts

Career 2, vs. La Tech (Nov. 11, 2016)  
Season 2, vs. La Tech (Nov. 11, 2016)

### 3-Point Field Goals

Career -  
Season -

### 3-Point Field Goal Attempts

Career -  
Season -

### Free Throws

Career 2, at USF (Dec. 17, 2016)  
Season 2, at USF (Dec. 17, 2016)

### Free Throw Attempts

Career 2, at USF (Dec. 17, 2016)  
Season 2, at USF (Dec. 17, 2016)

### Rebounds

Career 2, 4x, last vs. Auburn (Jan. 24, 2017)  
Season 2, 4x, last vs. Auburn (Jan. 24, 2017)

### Assists

Career 1, twice, last vs. Monmouth (Nov. 15, 2016)  
Season 1, twice, last vs. Monmouth (Nov. 15, 2016)

### Blocks

Career 1, vs. Vermont (Dec. 1, 2016)  
Season 1, vs. Vermont (Dec. 1, 2016)

### Steals

Career -  
Season -

### Minutes Played

Career 14, vs. La Tech (Nov. 11, 2016)  
Season 14, vs. La Tech (Nov. 11, 2016)

## 2016-17

Opponent	Date	GS	Min	FG-FGA	Pct	3FG-3FGA	Pct	FT-FTA	Pct	Off	Def	Tot	Avg	PF	FO	A	TO	Blk	Stl	Pts	Avg
Louisiana Tech	11/11/16		14	2-2	1.000	0-0	.000	0-0	.000	0	0	0	0.0	2	0	1	0	0	0	4	4.0
Holy Cross	11/13/16		12	0-1	.000	0-0	.000	0-0	.000	1	0	1	0.5	2	0	0	0	0	0	0	2.0
Monmouth	11/15/16		9	0-0	.000	0-0	.000	0-0	.000	1	1	2	1.0	2	0	1	0	0	0	0	1.3
SC State	11/18/16		8	0-1	.000	0-0	.000	0-0	.000	0	1	1	1.0	2	0	0	0	0	0	0	1.0
Michigan	11/23/16	-	-	-	-	-	-	-	-	-	-	-	-	-	-	-	-	-	-	-	-
vs. Syracuse	11/26/16	-	-	-	-	-	-	-	-	-	-	-	-	-	-	-	-	-	-	-	-
Vermont	12/1/16		3	0-0	.000	0-0	.000	0-0	.000	0	0	0	0.8	0	0	0	0	1	0	0	0.8
FIU	12/4/16		3	0-0	.000	0-0	.000	0-0	.000	0	2	2	1.0	0	0	0	1	0	0	0	0.7
vs. Seton Hall	12/12/16		2	0-0	.000	0-0	.000	0-0	.000	0	0	0	0.9	0	0	0	0	0	0	0	0.6
at USF	12/17/16		10	0-1	.000	0-0	.000	2-2	1.000	0	0	0	0.8	3	0	0	0	0	0	2	0.8
Clemson	12/21/16		5	0-1	.000	0-0	.000	0-0	.000	0	2	2	0.9	0	0	0	0	0	0	0	0.7
Lander	12/27/16		3	0-0	.000	0-0	.000	0-0	.000	0	0	0	0.8	0	0	0	0	0	0	0	0.6
at Memphis	12/30/16		1	0-0	.000	0-0	.000	0-0	.000	0	0	0	0.7	0	0	0	0	0	0	0	0.5
at Georgia	1/4/17	-	-	-	-	-	-	-	-	-	-	-	-	-	-	-	-	-	-	-	-
Texas A&M	1/7/17	-	-	-	-	-	-	-	-	-	-	-	-	-	-	-	-	-	-	-	-
at Tennessee	1/11/17	-	-	-	-	-	-	-	-	-	-	-	-	-	-	-	-	-	-	-	-
Ole Miss	1/14/17	-	-	-	-	-	-	-	-	-	-	-	-	-	-	-	-	-	-	-	-
Florida	1/18/17	-	-	-	-	-	-	-	-	-	-	-	-	-	-	-	-	-	-	-	-
at Kentucky	1/21/17		10	0-0	.000	0-0	.000	0-0	.000	0	0	0	0.7	3	0	0	0	0	0	0	0.5
Auburn	1/24/17		5	1-1	1.000	0-0	.000	0-0	.000	2	0	2	0.8	1	0	0	1	0	0	2	0.6
at Missouri	1/28/17	-	-	-	-	-	-	-	-	-	-	-	-	-	-	-	-	-	-	-	-
at LSU	2/1/17	-	-	-	-	-	-	-	-	-	-	-	-	-	-	-	-	-	-	-	-
Georgia	2/4/17	-	-	-	-	-	-	-	-	-	-	-	-	-	-	-	-	-	-	-	-
Alabama	2/7/17	-	-	-	-	-	-	-	-	-	-	-	-	-	-	-	-	-	-	-	-
at Mississippi State	2/11/17	-	-	-	-	-	-	-	-	-	-	-	-	-	-	-	-	-	-	-	-
Arkansas	2/15/17	-	-	-	-	-	-	-	-	-	-	-	-	-	-	-	-	-	-	-	-
at Vanderbilt	2/18/17	-	-	-	-	-	-	-	-	-	-	-	-	-	-	-	-	-	-	-	-
at Florida	2/21/17	-	-	-	-	-	-	-	-	-	-	-	-	-	-	-	-	-	-	-	-
Tennessee	2/25/17		1	0-1	.000	0-0	.000	0-0	.000	0	0	0	0.7	1	0	0	0	0	0	0	0.6
Mississippi State	2/28/17	-	-	-	-	-	-	-	-	-	-	-	-	-	-	-	-	-	-	-	-
at Ole Miss	3/4/17		3	0-0	.000	0-0	.000	0-0	.000	0	0	0	0.7	0	0	0	0	0	0	0	0.5
vs. Alabama	3/10/17	-	-	-	-	-	-	-	-	-	-	-	-	-	-	-	-	-	-	-	-
vs. Marquette	3/17/17	-	-	-	-	-	-	-	-	-	-	-	-	-	-	-	-	-	-	-	-
vs. Duke	3/19/17	-	-	-	-	-	-	-	-	-	-	-	-	-	-	-	-	-	-	-	-
vs. Baylor	3/24/17	-	-	-	-	-	-	-	-	-	-	-	-	-	-	-	-	-	-	-	-

## CAREER STATISTICS

Season	GP-GS	Min	Avg	FG	FGA	Pct	3FG	3FGA	Pct	FT	FTA	Pct	Off	Def	Tot	Avg	PF	FO	Ast	TO	Blk	Stl	Pts	Avg
2015-16	4-0	9	2.3	0	0	.000	0	0	.000	0	0	.000	0	0	0	0.0	1	0	0	1	0	0	0	0.0
2016-17	15-0	89	5.9	3	8	.375	0	0	.000	2	2	1.000	4	6	10	0.7	17	0	2	2	1	0	8	0.5
Totals	19-0	98	5.2	3	8	.375	0	0	.000	2	2	1.000	4	6	10	0.5	18	0	2	3	1	0	8	0.4

## CAREER SEC STATISTICS

Season	GP-GS	Min	Avg	FG	FGA	Pct	3FG	3FGA	Pct	FT	FTA	Pct	Off	Def	Tot	Avg	PF	FO	Ast	TO	Blk	Stl	Pts	Avg
2016	4-0	19	4.8	1	2	.500	0	0	.000	0	0	.000	2	0	2	0.5	5	0	0	1	0	0	2	0.5



# #14 RAN TUT

JUNIOR | FORWARD | 6'9" | 210 | TRANSFER

MELBOURNE, AUSTRALIA/EDISON ACADEMY/MONROE COLLEGE

## SEASON NOTABLES

- DNP in the exhibition vs. Newberry due to a knee injury
- Scored four points off the bench, pulling down six rebounds in opener vs. La Tech (Nov. 11)
- Collected three rebounds, with a block and a steal in eight minutes off the bench vs. Holy Cross (Nov. 13)
- Recorded two points and three rebounds off the bench in win vs. SC State (Nov. 18)
- Had two rebounds in three minutes of action in win vs. Vermont (Dec. 1)
- Played four minutes off the bench and logged an assist and a steal in win at USF (Dec. 17)
- Made SEC debut in win at Tennessee (Jan. 11) and saw three minutes of action off the bench at the end of the first half
- Had two points in blowout win vs. Auburn (Jan. 24)
- Scored four points in three minutes at LSU (Feb. 1)

## TUT'S SEASON HIGHS

### Points

4, twice, last at LSU (Feb. 1, 2017)

### Field Goals

2, twice, last at LSU (Feb. 1, 2017)

### Field Goal Attempts

5, vs. La Tech (Nov. 11, 2016)

### 3-Point Field Goals

-

### 3-Point Field Goal Attempts

1, vs. La Tech (Nov. 11, 2016)

### Free Throws

-

### Free Throw Attempts

-

### Rebounds

6, vs. La Tech (Nov. 11, 2016)

### Assists

1, twice, last at USF (Dec. 17, 2016)

### Blocks

1, 3x, last vs. Lander (Dec. 27, 2016)

### Steals

1, 3x, last at USF (Dec. 17, 2016)

### Minutes

19, vs. La Tech (Nov. 11, 2016)

## 2016-17

Opponent	Date	GS	Min	FG-FGA	Pct	3FG-FGA	Pct	FT-FTA	Pct	Off	Def	Tot	Avg	PF	FO	A	TO	Blk	Stl	Pts	Avg
Louisiana Tech	11/11/16		19	2-5	.400	0-1	.000	0-0	.000	2	4	6	6.0	0	0	1	0	1	1	4	4.0
Holy Cross	11/13/16		8	0-0	.000	0-0	.000	0-0	.000	0	3	3	4.5	0	0	0	0	1	1	0	2.0
Monmouth	11/15/16	-	-	-	-	-	-	-	-	-	-	-	-	-	-	-	-	-	-	-	-
SC State	11/18/16		7	1-2	.500	0-0	.000	0-0	.000	1	2	3	4.0	0	0	0	0	0	0	2	2.0
Michigan	11/23/16		1	0-0	.000	0-0	.000	0-0	.000	0	0	0	3.0	0	0	0	0	0	0	0	1.5
vs. Syracuse	11/26/16	-	-	-	-	-	-	-	-	-	-	-	-	-	-	-	-	-	-	-	-
Vermont	12/1/16		3	0-1	.000	0-0	.000	0-0	.000	0	2	2	2.8	0	0	0	0	0	0	0	1.2
FIU	12/4/16	-	-	-	-	-	-	-	-	-	-	-	-	-	-	-	-	-	-	-	-
vs. Seton Hall	12/12/16	-	-	-	-	-	-	-	-	-	-	-	-	-	-	-	-	-	-	-	-
at USF	12/17/16		4	0-1	.000	0-0	.000	0-0	.000	0	0	0	2.3	1	0	1	0	0	1	0	1.0
Clemson	12/21/16	-	-	-	-	-	-	-	-	-	-	-	-	-	-	-	-	-	-	-	-
Lander	12/27/16		3	0-0	.000	0-0	.000	0-0	.000	1	0	1	2.1	0	0	0	0	1	0	0	0.9
at Memphis	12/30/16	-	-	-	-	-	-	-	-	-	-	-	-	-	-	-	-	-	-	-	-
at Georgia	1/4/17	-	-	-	-	-	-	-	-	-	-	-	-	-	-	-	-	-	-	-	-
Texas A&M	1/7/17	-	-	-	-	-	-	-	-	-	-	-	-	-	-	-	-	-	-	-	-
at Tennessee	1/11/17		3	0-0	.000	0-0	.000	0-0	.000	0	0	0	1.9	0	0	0	0	0	0	0	0.8
Ole Miss	1/14/17		5	0-0	.000	0-0	.000	0-0	.000	0	0	0	1.7	1	0	0	1	0	0	0	0.7
Florida	1/18/17	-	-	-	-	-	-	-	-	-	-	-	-	-	-	-	-	-	-	-	-
at Kentucky	1/21/17	-	-	-	-	-	-	-	-	-	-	-	-	-	-	-	-	-	-	-	-
Auburn	1/24/17		4	1-3	.333	0-0	.000	0-0	.000	0	0	0	1.5	1	0	0	0	0	0	2	0.8
at Missouri	1/28/17	-	-	-	-	-	-	-	-	-	-	-	-	-	-	-	-	-	-	-	-
at LSU	2/1/17		3	2-3	.667	0-0	.000	0-0	.000	0	0	0	1.4	0	0	0	0	0	0	4	1.1
Georgia	2/4/17	-	-	-	-	-	-	-	-	-	-	-	-	-	-	-	-	-	-	-	-
Alabama	2/7/17	-	-	-	-	-	-	-	-	-	-	-	-	-	-	-	-	-	-	-	-
at Mississippi State	2/11/17	-	-	-	-	-	-	-	-	-	-	-	-	-	-	-	-	-	-	-	-
Arkansas	2/15/17	-	-	-	-	-	-	-	-	-	-	-	-	-	-	-	-	-	-	-	-
at Vanderbilt	2/18/17	-	-	-	-	-	-	-	-	-	-	-	-	-	-	-	-	-	-	-	-
at Florida	2/21/17	-	-	-	-	-	-	-	-	-	-	-	-	-	-	-	-	-	-	-	-
Tennessee	2/25/17		1	0-0	.000	0-0	.000	0-0	.000	0	0	0	1.3	0	0	0	0	0	0	0	1.0
Mississippi State	2/28/17	-	-	-	-	-	-	-	-	-	-	-	-	-	-	-	-	-	-	-	-
at Ole Miss	3/4/17	-	-	-	-	-	-	-	-	-	-	-	-	-	-	-	-	-	-	-	-
vs. Alabama	3/10/17	-	-	-	-	-	-	-	-	-	-	-	-	-	-	-	-	-	-	-	-
vs. Marquette	3/17/17	-	-	-	-	-	-	-	-	-	-	-	-	-	-	-	-	-	-	-	-
vs. Duke	3/19/17	-	-	-	-	-	-	-	-	-	-	-	-	-	-	-	-	-	-	-	-
vs. Baylor	3/24/17	-	-	-	-	-	-	-	-	-	-	-	-	-	-	-	-	-	-	-	-

## CAREER STATISTICS

Season	GP-GS	Min	Avg	FG	FGA	Pct	3FG	3FGA	Pct	FT	FTA	Pct	Off	Def	Tot	Avg	PF	FO	Ast	TO	Blk	Stl	Pts	Avg
2016-17	12-0	61	5.1	6	15	.400	0	1	.000	0	0	.000	4	11	15	1.3	3	0	2	1	3	3	12	1.0

## CAREER SEC STATISTICS

Season	GP-GS	Min	Avg	FG	FGA	Pct	3FG	3FGA	Pct	FT	FTA	Pct	Off	Def	Tot	Avg	PF	FO	Ast	TO	Blk	Stl	Pts	Avg
2017	5-0	16	3.2	3	6	.500	0	0	.000	0	0	.000	0	0	0	0.0	2	0	0	1	0	0	6	1.2





# #1 KORY HOLDEN

JUNIOR | GUARD | 6'1" | 181 | 2 LETTERS  
SALISBURY, MD./DELAWARE

## SEASON NOTABLES


- Transferred from Delaware in the offseason, and is not eligible to play in 2016-17 due to NCAA transfer rules

## HOLDEN'S CAREER HIGHS

- Points
- Field Goals
- Field Goal Attempts
- 3-Point Field Goals
- 3-Point Field Goal Attempts
- Free Throws
- Free Throw Attempts
- Rebounds
- Assists
- Blocks
- Steals
- Minutes

## CAREER STATISTICS (AT DELAWARE)

Season	GP-GS	Min	Avg	FG	FGA	Pct	3FG	3FGA	Pct	FT	FTA	Pct	Off	Def	Tot	Avg	PF	FO	Ast	TO	Blk	Stl	Pts	Avg
2014-15	29-28	990	34.1	117	296	.395	24	64	.375	102	135	.756	16	74	90	3.1	58	2	144	95	4	16	360	12.4
2015-16	30-27	1088	36.3	181	459	.394	69	178	.388	101	127	.795	16	75	91	3.0	62	0	126	88	2	12	532	17.7
Totals	59-55	2078	35.2	298	755	.395	93	242	.384	205	262	.782	32	149	181	3.1	120	2	270	183	6	28	892	15.1



# #5 TEMARCUS BLANTON

R-SOPHOMORE | GUARD | 6'5" | 206 | 1 LETTER

LOCUST GROVE, GA./LUELLA

## SEASON NOTABLES

- Scored eight points in 13 minutes in the exhibition win vs. Newberry
- Hit a 3 off the bench in win vs. Holy Cross (Nov. 13), for his first points of the season
- Four points and four rebounds in OT win over Monmouth (Nov. 15)
- Tallied two points in four minutes in win vs. No. 18/16 Syracuse (Nov. 26)
- Played two minutes in win at Georgia (Jan. 4), was his first game action after missing seven straight contests with a groin injury
- Posted a new career-high for minutes (11) in win at Tennessee (Jan. 11), had a steal, an assist and a rebound
- Pulled down three rebounds in seven minutes in win vs. Ole Mis (Jan. 14)
- Scored career-high 12 points in just nine minutes off the bench in loss at No. 5/5 Kentucky (Jan. 21), went 5-for-6 from the field and 2-2 from the 3-point line
- Grabbed four rebounds to match a career-high in blowout win vs. Auburn (Jan. 24)
- Played career-high 18 minutes in win at Mizzou (Jan. 28)

## BLANTON'S CAREER HIGHS

### Points

Career 12, at Kentucky (Jan. 21, 2017)  
Season 12, at Kentucky (Jan. 21, 2017)

### Field Goals

Career 5, at Kentucky (Jan. 21, 2017)  
Season 5, at Kentucky (Jan. 21, 2017)

### Field Goal Attempts

Career 6, at Kentucky (Jan. 21, 2017)  
Season 6, at Kentucky (Jan. 21, 2017)

### 3-Point Field Goals

Career 2, twice, last at Kentucky (Jan. 21, 2017)  
Season 2, at Kentucky (Jan. 21, 2017)

### 3-Point Field Goal Attempts

Career 2, 5x, last vs. Alabama (Feb. 7, 2017)  
Season 2, 5x, last vs. Alabama (Feb. 7, 2017)

### Free Throws

Career 2, 3x, last vs. Alabama (Feb. 7, 2017)  
Season 2, vs. Alabama (Feb. 7, 2017)

### Free Throw Attempts

Career 4, vs. Auburn (Jan. 24, 2017)  
Season 4, vs. Auburn (Jan. 24, 2017)

### Rebounds

Career 4, twice, last vs. Auburn (Jan. 24, 2017)  
Season 4, twice, last vs. Auburn (Jan. 24, 2017)

### Assists

Career 1, 4x, last at Missouri (Jan. 28, 2017)  
Season 1, twice, last at Missouri (Jan. 28, 2017)

### Blocks

Career -

Season -

### Steals

Career 1, 8x, last at LSU (Feb. 1, 2017)  
Season 1, 6x, last at LSU (Feb. 1, 2017)

### Minutes Played

Career 18, at Missouri (Jan. 28, 2017)  
Season 18, at Missouri (Jan. 28, 2017)

## SUPERLATIVES

	Season	Career
Double-figure scoring	1	1

## 2016-17

Opponent	Date	GS	Min	FG-FGA	Pct	3FG-3FGA	Pct	FT-FTA	Pct	Off	Def	Tot	Avg	PF	FO	A	TO	Blk	Stl	Pts	Avg
Louisiana Tech	11/11/16	-	-	-	-	-	-	-DNP - Coaches Decision	-	-	-	-	-	-	-	-	-	-	-	-	-
Holy Cross	11/13/16	3	1-1	1.000	1-1	1.000	0-0	.000	0	1	1	1.0	0	0	0	0	0	0	0	3	3.0
Monmouth	11/15/16	7	1-3	.333	1-2	.500	1-2	.500	1	3	4	2.5	0	0	0	1	0	0	4	3.5	
SC State	11/18/16	-	-	-	-	-	-	-DNP - Abdominal Strain	-	-	-	-	-	-	-	-	-	-	-	-	-
Michigan	11/23/16	-	-	-	-	-	-	-DNP - Abdominal Strain	-	-	-	-	-	-	-	-	-	-	-	-	-
vs. Syracuse	11/26/16	4	1-1	1.000	0-0	.000	0-0	.000	0	0	0	1.7	0	0	0	0	0	0	2	3.0	
Vermont	12/1/16	-	-	-	-	-	-	-DNP - Groin Strain	-	-	-	-	-	-	-	-	-	-	-	-	-
FIU	12/4/16	-	-	-	-	-	-	-DNP - Groin Strain	-	-	-	-	-	-	-	-	-	-	-	-	-
vs. Seton Hall	12/12/16	-	-	-	-	-	-	-DNP - Groin Strain	-	-	-	-	-	-	-	-	-	-	-	-	-
at USF	12/17/16	-	-	-	-	-	-	-DNP - Groin Strain	-	-	-	-	-	-	-	-	-	-	-	-	-
Clemson	12/21/16	-	-	-	-	-	-	-DNP - Groin Strain	-	-	-	-	-	-	-	-	-	-	-	-	-
Lander	12/27/16	-	-	-	-	-	-	-DNP - Groin Strain	-	-	-	-	-	-	-	-	-	-	-	-	-
at Memphis	12/30/16	-	-	-	-	-	-	-DNP - Groin Strain	-	-	-	-	-	-	-	-	-	-	-	-	-
at Georgia	1/4/17	2	0-0	.000	0-0	.000	0-0	.000	0	0	0	1.3	1	0	0	0	0	0	0	0	2.3
Texas A&M	1/7/17	4	0-0	.000	0-0	.000	0-0	.000	0	0	0	1.0	0	0	0	1	0	0	0	0	1.8
at Tennessee	1/11/17	11	0-2	.000	0-0	.000	0-0	.000	1	0	1	1.0	3	0	1	0	0	1	11	1.5	
Ole Miss	1/14/17	7	0-1	.000	0-0	.000	0-0	.000	0	3	3	1.3	0	0	0	1	0	1	0	1.3	
Florida	1/18/17	2	0-0	.000	0-0	.000	0-0	.000	0	0	0	1.1	0	0	0	0	0	0	0	1.1	
at Kentucky	1/21/17	9	5-6	.833	2-2	1.000	0-0	.000	1	0	1	1.1	0	0	0	0	0	1	12	2.3	
Auburn	1/24/17	11	0-2	.000	0-2	.000	1-4	.250	3	1	4	1.4	1	0	0	0	0	1	1	2.2	
at Missouri	1/28/17	18	1-3	.333	0-2	.000	0-0	.000	0	2	2	1.5	2	0	1	1	0	1	2	2.2	
at LSU	2/1/17	10	0-0	.000	0-0	.000	0-0	.000	1	1	2	1.5	2	0	0	0	0	1	0	2.0	
Georgia	2/4/17	2	0-0	.000	0-0	.000	0-0	.000	0	0	0	1.4	0	0	0	0	0	0	0	1.8	
Alabama	2/7/17	12	0-2	.000	0-2	.000	2-2	1.000	1	2	3	1.5	0	0	0	0	0	0	2	1.9	
at Mississippi State	2/11/17	4	0-1	.000	0-1	.000	0-0	.000	0	0	0	1.4	0	0	0	0	0	0	0	1.7	
Arkansas	2/15/17	6	0-1	.000	0-0	.000	0-0	.000	0	0	0	1.3	0	0	0	0	0	0	0	1.6	
at Vanderbilt	2/18/17	5	0-1	.000	0-0	.000	0-0	.000	0	1	1	1.3	0	0	0	1	0	0	0	1.5	
at Florida	2/21/17	2	1-1	1.000	0-0	.000	0-0	.000	0	0	0	1.2	0	0	0	0	0	0	2	1.6	
Tennessee	2/25/17	-	-	-	-	-	-	-DNP - Coaches Decision	-	-	-	-	-	-	-	-	-	-	-	-	-
Mississippi State	2/28/17	-	-	-	-	-	-	-DNP - Coaches Decision	-	-	-	-	-	-	-	-	-	-	-	-	-
at Ole Miss	3/4/17	3	0-1	.000	0-0	.000	0-0	.000	0	0	1	1.2	1	0	0	0	0	0	0	1.5	
vs. Alabama	3/10/17	-	-	-	-	-	-	-DNP - Coaches Decision	-	-	-	-	-	-	-	-	-	-	-	-	-
vs. Marquette	3/17/17	1	0-0	.000	0-0	.000	0-0	.000	0	0	0	1.1	0	0	0	1	0	0	0	1.4	
vs. Duke	3/19/17	-	-	-	-	-	-	-DNP - Coaches Decision	-	-	-	-	-	-	-	-	-	-	-	-	-
vs. Baylor	3/24/17	1	0-0	.000	0-0	.000	0-0	.000	0	0	0	1.0	0	0	0	0	0	0	0	1.3	

## CAREER STATISTICS

Season	GP-GS	Min	Avg	FG	FGA	Pct	3FG	3FGA	Pct	FT	FTA	Pct	Off	Def	Tot	Avg	PF	FO	Ast	TO	Blk	Stl	Pts	Avg
2015-16	8-0	32	4.0	3	8	.375	2	4	.500	4	4	1.000	2	3	5	0.6	4	0	2	1	0	2	12	1.5
2016-17	21-0	124	5.9	10	26	.385	4	12	.333	4	8	.500	8	14	22	1.0	10	0	2	6	0	6	28	1.3
Totals	29-0	156	5.4	13	34	.382	6	16	.375	8	12	.667	10	17	27	0.9	14	0	4	7	0	8	40	1.4

## CAREER SEC STATISTICS

Season	GP-GS	Min	Avg	FG	FGA	Pct	3FG	3FGA	Pct	FT	FTA	Pct	Off	Def	Tot	Avg	PF	FO	Ast	TO	Blk	Stl	Pts	Avg
2016	1-0	3	3.0	1	1	1.000	0	0	.000	0	0	.000	0	0	0	0.0	0	0	0	0	0	0	2	2.0
2017	16-0	108	6.8	7	21	.333	2	9	.222	3	6	.500	7	10	17	1.1	10	0	2	4	0	6	19	1.2
Totals	17-0	111	6.5	8	22	.364	2	9	.222	3	6	.500	7	10	17	1.0	10	0	2	4	0	6	21	1.2



# #2 HASSANI GRAVETT

R-SOPHOMORE | GUARD | 6'1" | 183 | TRANSFER

VILLA RICA, GA./ALEXANDER/PENSACOLA STATE COLLEGE

## SEASON NOTABLES

- High scorer off the bench with seven points, adding a pair of assists in 24 minutes vs. La Tech in season opener (Nov. 11)
- Scored four points, dishing four assists with a steal in win vs. Holy Cross (Nov. 13)
- Collected one steal and one assist in OT win vs. Monmouth (Nov. 15)
- Had new career-high eight points in 16 minutes off bench vs. SC State (Nov. 18), also had an assist and two rebounds
- Led all bench players with 29 minutes (career-high) played in win vs. No. 25/24 Michigan, tallied two points, four rebounds and four assists, which led team
- Recorded two points, three rebounds, two assists and two steals in victory vs. No. 18/16 Syracuse (Nov. 26), his 21 minutes played off the bench led all reserves
- Played 24 minutes in win vs. FIU (Dec. 4), logging one point, three rebounds and two assists
- Dropped 11 points (3-of-6) for first career game in double figures in loss vs. Seton Hall (Dec. 12) at Madison Square Garden, also had three rebounds and a steal in 28 minutes off bench
- Saw 18 minutes of action off the bench, logging two points and a steal in loss vs. Clemson (Dec. 21)
- Dished a team high five assists, adding six points in win over Lander (Dec. 27)
- Scored eight points, matching season-high with two made 3s at Memphis (Dec. 30)
- Logged new career-high with 12 points in 19 minutes off the bench in win at Tennessee (Jan. 11)
- Went 3-for-4 and scored seven points in loss at No. 5/5 Kentucky (Jan. 21)
- Made first career start in win vs. Tennessee (Feb. 25), had four points, three assists and a steal in 22 minutes
- Started second career game and scored 10 points in loss at Ole Miss (March 4), tied for team lead with six assists (new career high), pulled down career-high five rebounds and matched season-high with two made 3s, logged first career game with 30-plus minutes (37)

## GRAVETT'S SEASON HIGHS

### Points

12, at Tennessee (Jan. 11, 2017)

### Field Goals

4, twice, last at Ole Miss (March 4, 2017)

### Field Goal Attempts

9, at Ole Miss (March 4, 2017)

### 3-Point Field Goals

2, 5x, last at Ole Miss (March 4, 2017)

### 3-Point Field Goal Attempts

6, at Ole Miss (March 4, 2017)

### Free Throws

4, vs. Tennessee (Feb. 25, 2017)

### Free Throw Attempts

6, vs. Tennessee (Feb. 25, 2017)

### Rebounds

5, at Ole Miss (March 4, 2017)

### Assists

6, at Ole Miss (March 4, 2017)

### Blocks

1, vs. Lander (Dec. 27, 2016)

### Steals

2, vs. Syracuse (Nov. 26, 2016)

### Minutes

37, at Ole Miss (March 4, 2017)

## SUPERLATIVES

	Season	Career
Double-figure scoring	3	3
5+ assists	2	2
Team high assists*	4	4
Team high steals*	1	1

\* led or shared team lead

## 2016-17

Opponent	Date	GS	Min	FG-FGA	Pct	3FG-FGA	Pct	FT-FTA	Pct	Off	Def	Tot	Avg	PF	FO	A	TO	Blk	Stl	Pts	Avg
Louisiana Tech	11/11/16	24	3-7	.429	1-2	.500	0-2	.000	2	1	3	3.0	0	0	2	1	0	0	7	7.0	
Holy Cross	11/13/16	17	2-6	.333	0-3	.000	0-0	.000	0	2	2	2.5	2	0	4	3	0	1	4	5.5	
Monmouth	11/15/16	18	0-3	.000	0-0	.000	0-2	.000	0	2	2	2.3	2	0	1	3	0	1	0	3.7	
SC State	11/18/16	16	3-6	.500	2-4	.500	0-0	.000	0	2	2	2.3	2	0	1	0	0	0	8	4.8	
Michigan	11/23/16	29	1-6	.167	0-3	.000	0-0	.000	2	2	4	2.6	2	0	4	1	0	0	2	4.2	
vs. Syracuse	11/26/16	21	1-4	.250	0-2	.000	0-0	.000	0	3	3	2.7	1	0	2	1	0	2	2	3.8	
Vermont	12/1/16	10	1-2	.500	0-0	.000	0-0	.000	0	0	0	2.3	0	0	0	2	0	0	2	3.6	
FIU	12/4/16	24	0-5	.000	0-3	.000	1-2	.500	0	3	3	2.4	3	0	2	1	0	0	1	3.3	
vs. Seton Hall	12/12/16	28	3-6	.500	2-5	.400	3-4	.750	0	3	3	2.4	4	0	0	3	0	1	11	4.1	
at USF	12/17/16	-	-	-	-	-	-	-	-	-	-	-	-	-	-	-	-	-	-	-	
Clemson	12/21/16	18	1-4	.250	0-2	.000	0-0	.000	0	0	0	2.2	1	0	0	1	0	1	2	3.9	
Lander	12/27/16	24	2-6	.333	0-3	.000	2-2	1.000	0	2	2	2.2	1	0	5	1	1	1	6	4.1	
at Memphis	12/30/16	25	2-4	.500	2-3	.667	2-2	1.000	1	0	1	2.1	5	1	2	1	0	0	8	4.4	
at Georgia	1/4/17	13	1-2	.500	1-2	.500	3-4	.750	1	0	1	2.0	1	0	1	1	0	0	6	4.5	
Texas A&M	1/7/17	13	0-3	.000	0-2	.000	0-0	.000	0	0	0	1.9	0	0	1	1	0	0	0	4.2	
at Tennessee	1/11/17	19	4-8	.500	2-4	.500	2-2	1.000	1	1	2	1.9	1	0	1	3	0	0	12	4.7	
Ole Miss	1/14/17	18	0-2	.000	0-1	.000	0-0	.000	0	0	0	1.8	1	0	2	2	0	0	0	4.4	
Florida	1/18/17	-	-	-	-	-	-	-	-	-	-	-	-	-	-	-	-	-	-	-	
at Kentucky	1/21/17	12	3-4	.750	1-1	1.000	0-0	.000	0	1	1	1.7	4	0	0	1	0	1	7	4.6	
Auburn	1/24/17	22	1-6	.167	1-3	.333	1-2	.500	0	1	1	1.7	2	0	2	1	0	1	4	4.6	
at Missouri	1/28/17	9	1-3	.666	0-1	.000	2-2	1.000	1	0	1	1.6	2	0	0	1	0	1	4	4.5	
at LSU	2/1/17	12	1-5	.200	0-2	.000	0-0	.000	1	0	1	1.6	2	0	0	0	1	0	1	2	4.4
Georgia	2/4/17	14	0-1	.000	0-1	.000	0-0	.000	1	2	3	1.7	0	0	2	1	0	0	0	4.2	
Alabama	2/7/17	29	0-2	.000	0-1	.000	0-0	.000	0	1	1	1.6	1	0	1	0	0	1	0	4.0	
at Mississippi State	2/11/17	15	1-2	.500	1-2	.500	0-0	.000	0	0	0	1.6	0	0	0	0	0	0	3	4.0	
Arkansas	2/15/17	14	0-3	.000	0-2	.000	0-0	.000	0	1	1	1.5	1	0	2	0	0	0	0	3.8	
at Vanderbilt	2/18/17	8	1-2	.500	0-0	.000	0-0	.000	1	1	2	1.6	2	0	1	0	0	0	2	3.7	
at Florida	2/21/17	8	0-1	.000	0-1	.000	0-0	.000	1	0	1	1.5	0	0	0	1	0	0	0	3.6	
Tennessee	2/25/17	*	22	0-5	.000	0-2	.000	0-0	.000	0	2	2	1.6	2	0	3	1	0	1	4	3.6
Mississippi State	2/28/17	19	1-3	.333	0-2	.000	0-0	.000	0	2	2	1.6	0	0	1	2	0	0	2	3.5	
at Ole Miss	3/4/17	*	37	4-9	.444	2-6	.333	0-1	.000	2	3	5	1.7	4	0	6	1	0	1	10	3.8
vs. Alabama	3/10/17	*	6	0-2	.000	0-0	.000	0-0	.000	1	1	2	1.7	0	0	0	2	0	0	0	3.6
vs. Marquette	3/17/17	8	1-3	.333	0-2	.000	0-0	.000	0	1	1	1.7	0	0	1	0	0	0	2	3.6	
vs. Duke	3/19/17	9	0-3	.000	0-2	.000	0-0	.000	0	0	0	1.6	0	0	1	0	0	0	0	3.5	
vs. Baylor	3/24/17	7	0-1	.000	0-0	.000	0-0	.000	0	2	2	1.6	1	0	0	0	0	0	0	3.4	

## CAREER STATISTICS

Season	GP-GS	Min	Avg	FG	FGA	Pct	3FG	3FGA	Pct	FT	FTA	Pct	Off	Def	Tot	Avg	PF	FO	Ast	TO	Blk	Stl	Pts	Avg
2016-17	33-3	568	17.2	38	129	.295	15	67	.224	20	31	.645	15	39	54	1.6	47	1	48	37	1	14	111	3.4

## CAREER SEC STATISTICS

Season	GP-GS	Min	Avg	FG	FGA	Pct	3FG	3FGA	Pct	FT	FTA	Pct	Off	Def	Tot	Avg	PF	FO	Ast	TO	Blk	Stl	Pts	Avg
2017	17-2	284	16.7	18	61	.295	8	33	.242	12	17	.706	9	15	24	1.4	23	0	23	17	0	7	56	3.3





# #15 PJ DOZIER

SOPHOMORE | GUARD | 6'6" | 205 | 1 LETTER

COLUMBIA, S.C./SPRING VALLEY

## SEASON NOTABLES

- Hit the game-winning jumper as time expired in overtime victory over Monmouth (Nov. 15), didn't score in regulation vs. the Hawks, but scored six of Carolina's 10 points in OT to help secure win
- Had two rebounds, two steals and one block in 17 minutes played in win vs. Michigan (Nov. 23), foul trouble limited his minutes, helped hold Wolverine leading-scorer Zak Irvn to just five points (2-of-13 shooting)
- Posted the first double-double of his career with 15 points and 10 rebounds in win vs. No. 18/16 Syracuse (Nov. 26), also had three steals and one assist in 29 minutes played
- Led all scorers with 21 points on 9-of-15 shooting in win vs. Vermont (Dec. 1), went 3-for-5 from behind the arc, also had six boards, three steals and one assists in 32 minutes played (career-high)
- Had second-straight 20-point game after going 7-for-13 from the field and 2-for-4 from 3 in win vs. FIU (Dec. 4), tied for team lead with seven rebounds and four steals, also had three assists in just 22 minutes played
- Tallied third-straight 20-point performance after leading team with 20 points in loss vs. Seton Hall (Dec. 12) at Madison Square Garden, posted five rebounds, three assists and two steals in 34 minutes, recorded career-highs for minutes (34) and field goal attempts (19)
- Despite foul trouble, scored 23 points in win at USF (Dec. 17), led team with three steals and tied for the team lead with five assists, also had four rebounds, game marked his fourth-straight contest with 20-plus points
- Posted his fifth-straight 20-point game in loss vs. Clemson (Dec. 21) after leading all scorers with a new career-high 26 points (10-for-22), tied for team lead with eight rebounds and led team with five assists, four steals and two blocks in 34 minutes
- Had 24 points to lead all scorers in win at Georgia (Jan. 4), also had seven rebounds and led team with five assists
- Tied for team lead with 16 points (15 in the first half) in win vs. Ole Miss (Jan. 14), also had five rebounds and three assists
- Tied for team lead with 17 points in win at LSU (Feb. 1), also had team-high four assists and pulled down six rebounds
- Logged 21 points to lead team in win vs. Georgia (Feb. 4), also had three rebounds, three assists and two steals in 36 minutes
- Played career-high 54 minutes and scored 21 points for the second-straight game in four OT loss vs. Alabama (Feb. 7), also tallied five rebounds and matched season-high with four steals
- Scored game-high 19 points in win vs. Tennessee (Feb. 25), gathered five rebounds and a team-high four assists in 30 minutes
- Had nine points, nine rebounds and led the team with three steals in Senior Night win vs. Mississippi State
- Recorded 13 points and pulled down team-high nine rebounds in loss at Ole Miss (March 4), also had four assists
- Had 21 points (most since vs. Alabama on Feb. 7) and tied for team lead with four assists in NCAA First Round win vs. Marquette (March 17)
- One of five players in double-figures with 11 points in NCAA Second Round upset of No. 2 seed Duke (March 19)
- Scored 12 points, pulled down six rebounds and dished out three assists in Sweet 16 win vs. Baylor (March 24), also had two steals (team-high)

## DOZIER'S CAREER HIGHS

### Points

Career 26, vs. Clemson (Dec. 21, 2016)  
Season 26, vs. Clemson (Dec. 21, 2016)

### Field Goals

Career 10, vs. Clemson (Dec. 21, 2016)  
Season 10, vs. Clemson (Dec. 21, 2016)

### Field Goal Attempts

Career 24, vs. Alabama (Feb. 7, 2017)  
Season 24, vs. Alabama (Feb. 7, 2017)

### 3-Point Field Goals

Career 3, 4x, last vs. Alabama (Feb. 7, 2017)  
Season 3, 4x, last vs. Alabama (Feb. 7, 2017)

### 3-Point Field Goal Attempts

Career 8, vs. Alabama (Feb. 7, 2017)  
Season 8, vs. Alabama (Feb. 7, 2017)

### Free Throws

Career 10, vs. Drexel (Dec. 15, 2015)  
Season 7, vs. Ole Miss (Jan. 14, 2017)

### Free Throw Attempts

Career 16, vs. Drexel (Dec. 15, 2015)  
Season 12, vs. Georgia (Feb. 4, 2017)

### Rebounds

Career 10, vs. Syracuse (Nov. 26, 2016)  
Season 10, vs. Syracuse (Nov. 26, 2016)

### Assists

Career 6, twice, last vs. Arkansas (Feb. 15, 2017)  
Season 6, twice, last vs. Arkansas (Feb. 15, 2017)

### Blocks

Career 2, twice, last vs. Clemson (Dec. 21, 2016)  
Season 2, vs. Clemson (Dec. 21, 2016)

### Steals

Career 5, vs. Francis Marion (Dec. 30, 2015)  
Season 4, 3x, last vs. Alabama (Feb. 7, 2017)

### Minutes Played

Career 54, vs. Alabama (Feb. 7, 2017)  
Season 54, vs. Alabama (Feb. 7, 2017)

## SUPERLATIVES

	Season	Career
Double-figure scoring	23	32
20+ points	9	9
5+ assists	6	9
3+ steals	8	12
Team high scoring*	10	11
Team high assists*	17	23
Team high steals*	15	25

\* led or shared team lead

## 2016-17

Opponent	Date	GS	Min	FG-FGA	Pct	3FG-FGA	Pct	FT-FTA	Pct	Off	Def	Tot	Avg	PF	FO	A	TO	Blk	Stl	Pts	Avg
Louisiana Tech	11/11/16	*	30	5-9	.556	2-3	.667	5-6	.833	0	4	4	4.0	3	0	2	2	0	2	17	17.0
Holy Cross	11/13/16	*	28	4-7	.571	3-6	.500	4-4	1.000	0	3	3	3.5	3	0	5	2	0	1	15	16.0
Monmouth	11/15/16	*	30	3-10	.300	0-2	.000	0-0	.000	0	2	2	3.0	2	0	2	3	0	1	6	12.7
SC State	11/18/16	*	21	2-7	.286	2-4	.500	2-2	1.000	0	2	2	2.8	1	0	6	1	0	3	8	11.5
Michigan	11/23/16	*	17	0-5	.000	0-1	.000	0-0	.000	1	1	2	2.6	4	0	0	3	1	2	0	9.2
vs. Syracuse	11/26/16	*	29	7-16	.438	1-4	.250	0-0	.000	2	8	10	3.8	3	0	1	3	0	3	15	10.2
Vermont	12/1/16	*	32	9-15	.600	3-5	.600	0-1	.000	1	5	6	4.1	3	0	1	3	0	3	21	11.7
FIU	12/4/16	*	22	7-13	.538	2-4	.500	4-6	.667	1	6	7	4.8	2	0	3	0	0	4	20	12.8
vs. Seton Hall	12/12/16	*	34	9-19	.474	1-5	.200	1-3	.333	0	5	5	4.6	2	0	3	2	0	2	20	13.6
at USF	12/17/16	*	28	9-18	.500	2-4	.500	3-5	.600	1	4	5	4.6	4	0	5	2	0	3	23	14.5
Clemson	12/21/16	*	34	10-22	.455	2-5	.400	4-5	.800	3	5	8	4.9	2	0	5	4	2	4	26	15.5
Lander	12/27/16	*	25	6-9	.667	3-4	.750	0-0	.000	1	2	3	4.8	3	0	3	0	0	2	15	15.5
at Memphis	12/30/16	*	24	5-16	.312	2-5	.400	1-2	.500	1	4	5	4.8	5	1	2	2	0	1	13	15.3
at Georgia	1/4/17	*	33	9-17	.529	2-5	.400	4-4	1.000	0	7	7	4.9	1	0	5	2	0	1	24	15.9
Texas A&M	1/7/17	*	26	3-12	.250	1-5	.200	1-2	.500	2	2	4	4.9	4	0	4	1	0	2	8	15.4
at Tennessee	1/11/17	*	19	2-10	.200	1-1	1.000	1-1	1.000	1	3	4	4.8	5	1	2	6	0	1	6	14.8
Ole Miss	1/14/17	*	27	4-9	.444	1-5	.200	7-10	.700	2	3	5	4.8	0	0	3	2	0	0	16	14.9
Florida	1/18/17	*	30	2-9	.222	0-3	.000	6-9	.667	0	2	2	4.7	4	0	0	1	1	0	10	14.6
at Kentucky	1/21/17	-	-	-	-	-	-	-	-	-	-	-	-	-	-	-	-	-	-	-	-
Auburn	1/24/17	*	11	1-5	.200	0-0	.000	0-0	.000	0	0	0	4.4	3	0	4	1	0	0	2	13.9
at Missouri	1/28/17	*	23	3-13	.231	1-4	.250	0-2	.000	2	3	5	4.5	3	0	0	3	1	0	7	13.6
at LSU	2/1/17	*	29	6-12	.500	1-5	.200	4-5	.800	0	6	6	4.5	3	0	4	1	0	1	17	13.8
Georgia	2/4/17	*	36	7-14	.500	1-3	.333	6-12	.500	0	3	3	4.5	1	0	3	0	1	2	21	14.1
Alabama	2/7/17	*	54	8-24	.333	3-8	.375	2-6	.333	1	4	5	4.5	5	1	2	3	0	4	21	14.4
at Mississippi State	2/11/17	*	27	2-10	.200	0-2	.000	0-0	.000	0	4	4	4.5	3	0	3	1	0	1	4	14.0
Arkansas	2/15/17	*	24	4-12	.333	1-5	.200	0-0	.000	0	3	3	4.4	4	0	6	4	0	0	9	13.8
at Vanderbilt	2/18/17	*	32	7-15	.467	1-3	.333	0-5	.000	2	5	7	4.5	2	0	1	3	0	0	15	13.8
at Florida	2/21/17	*	31	4-16	.250	0-4	.000	0-0	.000	1	3	4	4.5	3	0	3	2	0	2	8	13.6
Tennessee	2/25/17	*	30	7-15	.467	0-3	.000	5-9	.556	3	2	5	4.5	3	0	4	2	1	1	19	13.8
Mississippi State	2/28/17	*	36	3-15	.200	1-7	.143	2-5	.400	3	6	9	4.7	1	0	1	2	0	3	9	13.6
at Ole Miss	3/4/17	*	37	5-17	.294	1-6	.167	2-2	1.000	5	4	9	4.8	4	0	4	1	1	1	13	13.6
vs. Alabama	3/10/17	*	34	5-13	.417	1-4	.250	4-5	.800	1	4	5	4.8	2	0	2	4	0	2	15	13.6
vs. Marquette	3/17/17	*	31	9-14	.643	1-3	.333	2-6	.333	0	4	4	4.8	1	0	4	3	0	2	21	13.9
vs. Duke	3/19/17	*	26	5-12	.417	0-4	.000	1-1	1.000	1	1	2	4.7	5	1	2	3	0	1	11	13.8
vs. Baylor	3/24/17	*	29	5-12	.417	1-4	.250	1-2	.500	1	5	6	4.7	2	0	3	2	0	2	12	13.7

## CAREER STATISTICS

Season	GP-GS	Min	Avg	FG	FGA	Pct	3FG	3FGA	Pct	FT	FTA	Pct	Off	Def	Tot	Avg	PF	FO	Ast	TO	Blk	Stl	Pts	Avg
2015-16	34-28	647	19.0	91	239	.381	10	47	.213	37	68	.544	27	74	101	3.0	84	1	70	90	13	34	229	6.7
2016-17	34-34	979	28.8	177	442	.400	41	136	.301	72	122	.590	36	125	161	4.7	96	4	98	74	8	57	467	13.2
Totals	68-62	1626	23.9	268	681	.394	51	183	.279	109	190	.574	63	199	262	3.9	180	5	168	164	21	91	696	10.2

## CAREER SEC STATISTICS

Season	GP-GS	Min	Avg	FG	FGA	Pct	3FG	3FGA	Pct	FT	FTA	Pct	Off	Def	Tot	Avg	PF	FO	Ast	TO	Blk	Stl	Pts	Avg
2016	18-14	332	18.4	42	121	.347	1	21	.048	18	30	.600	16	33	49	2.7	48	1	40	56	5	12	103	5.7
2017	17-17	505	29.7	77	225	.342	15	69	.217	40	74	.541	22	60	82	4.8	49	2	49	35	5	19	209	12.3
Totals	35-31	837	23.9	119	346	.344	16	90	.178	58	104	.558	38	93	131	3.7	97	3	89	91	10	31	312	8.9



# #21 JOHN RAGIN

SOPHOMORE | GUARD | 6'2" | 177 | 1 LETTER

EASTOVER, S.C./CARDINAL NEWMAN

## SEASON NOTABLES

- 

## RAGIN'S CAREER HIGHS

### Points

Career 2, vs. Francis Marion (Dec. 30, 2015)

Season

### Field Goals

Career 1, vs. Francis Marion (Dec. 30, 2015)

Season

### Field Goal Attempts

Career 1, 3x, last vs. Francis Marion (Dec. 30, 2015)

Season

### 3-Point Field Goals

Career -

Season

### 3-Point Field Goal Attempts

Career 1, vs. USF (Dec. 5, 2015)

Season

### Free Throws

Career -

Season

### Free Throw Attempts

Career -

Season

### Rebounds

Career 1, vs. Western Carolina (Nov. 30, 2015)

Season

### Assists

Career -

Season

### Blocks

Career -

Season

### Steals

Career -

Season

### Minutes Played

Career 2, 4x, last at Alabama (Jan. 13, 2016)

Season

## 2016-17

Opponent	Date	GS	Min	FG-FGA	Pct	3FG-FGA	Pct	FT-FTA	Pct	Off	Def	Tot	Avg	PF	FO	A	TO	Blk	Stl	Pts	Avg
Louisiana Tech	11/11/16	-	-	-	-	-	-	-	-	-	-	-	-	-	-	-	-	-	-	-	-
Holy Cross	11/13/16	-	-	-	-	-	-	-	-	-	-	-	-	-	-	-	-	-	-	-	-
Monmouth	11/15/16	-	-	-	-	-	-	-	-	-	-	-	-	-	-	-	-	-	-	-	-
SC State	11/18/16	-	-	-	-	-	-	-	-	-	-	-	-	-	-	-	-	-	-	-	-
Michigan	11/23/16	-	-	-	-	-	-	-	-	-	-	-	-	-	-	-	-	-	-	-	-
vs. Syracuse	11/26/16	-	-	-	-	-	-	-	-	-	-	-	-	-	-	-	-	-	-	-	-
Vermont	12/1/16	-	-	-	-	-	-	-	-	-	-	-	-	-	-	-	-	-	-	-	-
FIU	12/4/16	-	-	-	-	-	-	-	-	-	-	-	-	-	-	-	-	-	-	-	-
vs. Seton Hall	12/12/16	-	-	-	-	-	-	-	-	-	-	-	-	-	-	-	-	-	-	-	-
at USF	12/17/16	-	-	-	-	-	-	-	-	-	-	-	-	-	-	-	-	-	-	-	-
Clemson	12/21/16	-	-	-	-	-	-	-	-	-	-	-	-	-	-	-	-	-	-	-	-
Lander	12/27/16	-	-	-	-	-	-	-	-	-	-	-	-	-	-	-	-	-	-	-	-
at Memphis	12/30/16	-	-	-	-	-	-	-	-	-	-	-	-	-	-	-	-	-	-	-	-
at Georgia	1/4/17	-	-	-	-	-	-	-	-	-	-	-	-	-	-	-	-	-	-	-	-
Texas A&M	1/7/17	-	-	-	-	-	-	-	-	-	-	-	-	-	-	-	-	-	-	-	-
at Tennessee	1/11/17	-	-	-	-	-	-	-	-	-	-	-	-	-	-	-	-	-	-	-	-
Ole Miss	1/14/17	-	-	-	-	-	-	-	-	-	-	-	-	-	-	-	-	-	-	-	-
Florida	1/18/17	-	-	-	-	-	-	-	-	-	-	-	-	-	-	-	-	-	-	-	-
at Kentucky	1/21/17	-	-	-	-	-	-	-	-	-	-	-	-	-	-	-	-	-	-	-	-
Auburn	1/24/17	-	-	-	-	-	-	-	-	-	-	-	-	-	-	-	-	-	-	-	-
at Missouri	1/28/17	-	-	-	-	-	-	-	-	-	-	-	-	-	-	-	-	-	-	-	-
at LSU	2/1/17	-	-	-	-	-	-	-	-	-	-	-	-	-	-	-	-	-	-	-	-
Georgia	2/4/17	-	-	-	-	-	-	-	-	-	-	-	-	-	-	-	-	-	-	-	-
Alabama	2/7/17	-	-	-	-	-	-	-	-	-	-	-	-	-	-	-	-	-	-	-	-
at Mississippi State	2/11/17	-	-	-	-	-	-	-	-	-	-	-	-	-	-	-	-	-	-	-	-
Arkansas	2/15/17	-	-	-	-	-	-	-	-	-	-	-	-	-	-	-	-	-	-	-	-
at Vanderbilt	2/18/17	-	-	-	-	-	-	-	-	-	-	-	-	-	-	-	-	-	-	-	-
at Florida	2/21/17	-	-	-	-	-	-	-	-	-	-	-	-	-	-	-	-	-	-	-	-
Tennessee	2/25/17	-	-	-	-	-	-	-	-	-	-	-	-	-	-	-	-	-	-	-	-
Mississippi State	2/28/17	-	-	-	-	-	-	-	-	-	-	-	-	-	-	-	-	-	-	-	-
at Ole Miss	3/4/17	-	-	-	-	-	-	-	-	-	-	-	-	-	-	-	-	-	-	-	-
vs. Alabama	3/10/17	-	-	-	-	-	-	-	-	-	-	-	-	-	-	-	-	-	-	-	-
vs. Marquette	3/17/17	-	-	-	-	-	-	-	-	-	-	-	-	-	-	-	-	-	-	-	-
vs. Duke	3/19/17	-	-	-	-	-	-	-	-	-	-	-	-	-	-	-	-	-	-	-	-
vs. Baylor	3/24/17	-	-	-	-	-	-	-	-	-	-	-	-	-	-	-	-	-	-	-	-

## CAREER STATISTICS

Season	GP-GS	Min	Avg	FG	FGA	Pct	3FG	3FGA	Pct	FT	FTA	Pct	Off	Def	Tot	Avg	PF	FO	Ast	TO	Blk	Stl	Pts	Avg
2015-16	4-0	8	2.0	1	3	.333	0	1	.000	0	0	.000	0	1	1	0.3	0	0	0	0	0	0	2	0.5

2016-17

Totals

## CAREER SEC STATISTICS

Season	GP-GS	Min	Avg	FG	FGA	Pct	3FG	3FGA	Pct	FT	FTA	Pct	Off	Def	Tot	Avg	PF	FO	Ast	TO	Blk	Stl	Pts	Avg
2016	1-0	2	2.0	0	0	.000	0	0	.000	0	0	.000	0	0	0	0.0	0	0	0	0	0	0	0	0.0



# #30 CHRIS SILVA

SOPHOMORE | FORWARD | 6'9" | 223 | 1 LETTER

LIBREVILLE, GABON/ROSELLE (N.J.)

## SEASON NOTABLES

- Foul trouble early, but returned to score 11 points with two rebounds and two blocks in season opener vs. La Tech (Nov. 11)
- Collected first career double-double with 10 points and game high 10 rebounds in OT win over Monmouth (Nov. 15)
- Had 11 points, seven rebounds and led team with three blocks in win vs. SC State (Nov. 18), went 5-for-5 from the charity stripe
- Scored 10 points in just 14 minutes in win vs. No. 25/24 Michigan (Nov. 23), played limited minutes due to foul trouble
- One of four Gamecocks in double-figures with a season-high 12 points (5-of-6 from the field) in win vs. Vermont (Dec. 1), tied for team lead with six rebounds, also had two blocks and a steal
- Posted eight points and tied for team-lead with seven rebounds in win vs. FIU (Dec. 4), set a new career-high with team-leading five blocks and tied a career-high with three steals
- Was one of three players in double figures after scoring 11 points in loss vs. Seton Hall (Dec. 12) at Madison Square Garden, led team with nine rebounds and four blocks, also had a steal
- Tallied 13 points (6-of-7) in win at Georgia (Jan. 4), also had three rebounds and tied for team lead with three blocks, his six made field goals were a new career-high
- Went 6-of-10 from the field en route to scoring 15 points in win vs. Texas A&M (Jan. 7), also had six rebounds, one block and one steal while logging new career-high 31 minutes
- Recorded second career double-double with 16 points and 10 rebounds in win vs. Ole Miss (Jan. 14)
- Logged 11 points and seven rebounds in win vs. No. 19/21 Florida (Jan. 18), went 5-of-5 at free throw line and posted his 11th game of the season with two-plus blocks
- Recorded new career-high 16 points in blowout win vs. Auburn (Jan. 24), went 4-for-5 from the field and 8-for-8 at the free throw line, also had four rebounds and played just 18 minutes
- Matched career high with 16 points and pulled down team-high eight rebounds in win at LSU (Feb. 1)
- Saw 22 minutes of action and scored 15 points (5-for-7) in win at Mississippi State (Feb. 11)
- Tied career high for the fourth time (all in SEC play) this season with 16 points in loss vs. Arkansas (Feb. 15), led team with eight rebounds
- Scored 14 points and pulled down four rebounds in loss at Vanderbilt (Feb. 18)
- Had 15 points and 11 blocks for his third career double-double in Senior Night win vs. Miss. State (Feb. 28), had season-high six off. rebounds
- Tallied 10 points and five rebounds in 26 minutes in NCAA First Round win vs. Marquette (March 17)
- Set new career high with 17 points in NCAA Second Round upset of No. 2 seed Duke (March 19), also had 10 rebounds for fourth career double-double (all this season), was perfect at free throw line (5-for-5) and led team with two blocks
- Tallied 12 points and led the team with seven rebounds in Sweet 16 win vs. Baylor (March 24), also tied for the team lead with two blocks

## 2016-17

Opponent	Date	GS	Min	FG-FGA	Pct	3FG-FGA	Pct	FT-FTA	Pct	Off	Def	Tot	Avg	PF	FO	A	TO	Blk	Stl	Pts	Avg
Louisiana Tech	11/11/16	*	18	4-6 .667	0-0 .000	3-5 .600	0	2	2	2	2	2	2.0	4	0	0	1	2	0	11	11.0
Holy Cross	11/13/16	*	18	4-6 .667	0-0 .000	1-2 .500	3	5	8	5	0	4	5.0	4	0	0	0	2	0	9	10.0
Monmouth	11/15/16	*	21	3-5 .600	0-0 .000	4-6 .667	4	6	10	6	7	5	1	0	2	2	0	10	10.0	10.0	
SC State	11/18/16	*	14	3-5 .600	0-0 .000	5-5 1.000	3	4	7	6	8	2	0	0	1	3	0	11	10.3	10.3	
Michigan	11/23/16	*	14	3-5 .600	0-0 .000	4-5 .800	2	1	3	6	0	4	0	1	2	1	0	10	10.2	10.2	
vs. Syracuse	11/26/16	*	16	1-4 .250	0-0 .000	1-2 .500	4	2	6	6	0	3	0	0	1	2	0	0	3	9.0	9.0
Vermont	12/1/16	*	18	5-6 .833	0-0 .000	2-2 1.000	3	3	6	6	0	3	0	0	2	2	1	12	9.4	9.4	
FIU	12/4/16	*	25	2-10 .200	0-0 .000	4-7 .571	2	5	7	6	1	0	1	3	5	3	8	9.3	9.3		
vs. Seton Hall	12/12/16	*	29	3-5 .600	0-0 .000	5-8 .625	4	5	9	6	4	5	1	0	3	4	1	11	9.4	9.4	
at USF	12/17/16	*	16	3-4 .750	0-0 .000	0-2 .000	1	4	5	6	3	4	0	0	1	0	0	6	9.1	9.1	
Clemson	12/21/16	*	14	4-5 .800	0-0 .000	6-7 .857	1	3	4	6	1	5	1	1	1	1	1	0	14	9.5	9.5
Lander	12/27/16	*	15	3-6 .500	0-0 .000	0-0 .000	2	9	11	6	5	4	0	0	5	3	0	6	9.3	9.3	
at Memphis	12/30/16	*	17	2-3 .667	0-0 .000	2-2 1.000	2	6	8	6	5	1	1	3	1	1	1	6	9.0	9.0	
at Georgia	1/4/17	*	26	6-7 .857	0-0 .000	1-2 .500	1	2	3	6	4	4	0	0	0	3	0	13	9.3	9.3	
Texas A&M	1/7/17	*	31	6-10 .600	0-0 .000	3-4 .750	4	2	6	6	3	2	0	0	1	1	1	15	9.7	9.7	
at Tennessee	1/11/17	*	11	2-4 .500	0-0 .000	0-0 .000	1	0	1	6	0	4	0	0	0	2	2	4	9.3	9.3	
Ole Miss	1/14/17	*	28	5-11 .455	0-0 .000	6-7 .857	2	9	11	6	3	3	0	0	1	1	1	16	9.7	9.7	
Florida	1/18/17	*	18	3-8 .375	0-0 .000	5-5 1.000	1	6	7	6	3	4	0	0	4	2	1	11	9.8	9.8	
at Kentucky	1/21/17	*	9	1-2 .500	0-0 .000	1-2 .500	1	3	4	6	2	4	0	0	3	0	0	3	9.4	9.4	
Auburn	1/24/17	*	18	4-5 .800	0-0 .000	8-8 1.000	3	1	4	6	1	4	0	0	1	2	1	0	16	9.8	9.8
at Missouri	1/28/17	*	16	2-4 .500	0-0 .000	3-4 .750	3	3	6	6	1	4	0	0	1	0	0	7	9.6	9.6	
at LSU	2/1/17	*	29	5-8 .625	0-0 .000	6-10 .600	4	4	8	6	2	1	0	1	4	0	1	16	9.9	9.9	
Georgia	2/4/17	*	16	1-6 .166	0-0 .000	0-2 .000	0	0	0	5	9	5	1	0	0	0	0	0	2	9.6	9.6
Alabama	2/7/17	*	22	3-7 .429	0-0 .000	3-4 .750	5	3	8	6	0	5	1	1	2	2	0	9	9.5	9.5	
at Mississippi State	2/11/17	*	22	5-7 .714	0-0 .000	5-6 .833	0	2	2	5	8	5	1	1	3	0	1	15	9.8	9.8	
Arkansas	2/15/17	*	18	6-9 .667	0-0 .000	4-6 .667	3	5	8	5	9	5	1	0	2	0	0	16	10.0	10.0	
at Vanderbilt	2/18/17	*	25	6-9 .667	0-0 .000	2-2 1.000	0	4	4	5	9	3	0	0	2	1	0	14	10.1	10.1	
at Florida	2/21/17	*	23	2-4 .500	0-0 .000	4-6 .667	0	0	0	5	6	5	1	0	4	0	1	8	10.1	10.1	
Tennessee	2/25/17	*	20	1-3 .333	0-0 .000	4-4 1.000	1	5	6	5	7	2	0	0	4	1	2	6	9.9	9.9	
Mississippi State	2/28/17	*	29	4-9 .444	0-0 .000	7-10 .700	6	5	11	5	8	4	0	0	3	0	1	15	10.1	10.1	
at Ole Miss	3/4/17	*	9	2-4 .500	0-0 .000	0-0 .000	0	1	1	5	7	5	1	0	2	1	2	4	9.9	9.9	
vs. Alabama	3/10/17	*	30	1-4 .250	0-1 .000	4-6 .667	1	4	5	5	7	4	0	0	0	2	0	6	9.8	9.8	
vs. Marquette	3/17/17	*	26	3-6 .500	0-0 .000	4-4 1.000	1	4	5	5	6	4	0	1	0	0	1	10	9.8	9.8	
vs. Duke	3/19/17	*	30	6-12 .500	0-0 .000	5-5 1.000	5	5	10	5	8	3	0	1	2	2	0	17	10.0	10.0	
vs. Baylor	3/24/17	*	25	3-7 .429	0-0 .000	6-8 .750	1	6	7	5	8	4	0	0	1	2	1	12	10.1	10.1	

## SUPERLATIVES

	Season	Career
Double-figure scoring	19	25
Double-doubles	4	4
2+ blocks	15	25
Team high scoring*	1	2
Team high rebounding*	15	20
Team high blocks*	18	25

\* led or shared team lead

## CAREER STATISTICS

Season	GP-GS	Min	Avg	FG	FGA	Pct	3FG	3FGA	Pct	FT	FTA	Pct	Off	Def	Tot	Avg	PF	FO	Ast	TO	Blk	Stl	Pts	Avg
2015-16	32-6	425	13.3	53	110	.482	0	0	.000	67	110	.609	56	87	143	4.5	100	3	6	34	28	14	173	5.4
2016-17	35-35	724	20.7	117	216	.542	0	1	.000	118	158	.747	74	129	203	5.8	134	10	12	67	47	21	352	10.1
Totals	67-41	1149	17.1	170	326	.521	0	1	.000	185	268	.690	130	216	346	5.2	234	13	18	101	75	35	525	7.8

## CAREER SEC STATISTICS

Season	GP-GS	Min	Avg	FG	FGA	Pct	3FG	3FGA	Pct	FT	FTA	Pct	Off	Def	Tot	Avg	PF	FO	Ast	TO	Blk	Stl	Pts	Avg
2016	18-6	221	12.3	30	54	.556	0	0	.000	27	47	.574	27	46	73	4.1	57	2	3	15	10	6	87	4.8
2017	18-18	370	20.6	64	117	.547	0	0	.000	62	82	.756	35	55	90	5.0	69	6	5	38	15	13	190	10.6
Totals	36-24	591	16.4	94	171	.550	0	0	.000	89	129	.690	62	101	163	4.5	126	8	8	53	25	19	277	7.7





# #13 TOMMY CORCHIANI

FRESHMAN | GUARD | 6'1" | HS

RALEIGH, N.C./RAVENS CROFT

## SEASON NOTABLES

- Made Gamecock debut in win vs. SC State (Nov. 18), played three minutes and collected first career rebound on defensive end
- Saw one minute of action off the bench in win vs. Vermont (Dec. 1)
- Made SEC debut playing two minutes in win vs. Ole Miss (Jan. 14)

## CORCHIANI'S SEASON HIGHS

**Points**

**Field Goals**

**Field Goal Attempts**

**3-Point Field Goals**

**3-Point Field Goal Attempts**

**Free Throws**

**Free Throw Attempts**

**Rebounds**

1, vs. SC State (Nov. 18, 2016)

**Assists**

**Blocks**

**Steals**

**Minutes**

4, vs. Auburn (Jan. 24, 2017)

## 2016-17


Opponent	Date	GS	Min	FG-FGA	Pct	3FG-FGA	Pct	FT-FTA	Pct	Off	Def	Tot	Avg	PF	FO	A	TO	Blk	Stl	Pts	Avg
Louisiana Tech	11/11/16	-	-	-	-	-	-	-	-	-	-	-	-	-	-	-	-	-	-	-	-
Holy Cross	11/13/16	-	-	-	-	-	-	-	-	-	-	-	-	-	-	-	-	-	-	-	-
Monmouth	11/15/16	-	-	-	-	-	-	-	-	-	-	-	-	-	-	-	-	-	-	-	-
SC State	11/18/16	3	0-0	.000	0-0	.000	0-0	.000	0	1	1	1.0	2	0	0	0	0	0	0	0	0.0
Michigan	11/23/16	-	-	-	-	-	-	-	-	-	-	-	-	-	-	-	-	-	-	-	-
vs. Syracuse	11/26/16	-	-	-	-	-	-	-	-	-	-	-	-	-	-	-	-	-	-	-	-
Vermont	12/1/16	1	0-0	.000	0-0	.000	0-0	.000	0	0	0	0.5	0	0	0	0	0	0	0	0	0.0
FIU	12/4/16	-	-	-	-	-	-	-	-	-	-	-	-	-	-	-	-	-	-	-	-
vs. Seton Hall	12/12/16	-	-	-	-	-	-	-	-	-	-	-	-	-	-	-	-	-	-	-	-
at USF	12/17/16	-	-	-	-	-	-	-	-	-	-	-	-	-	-	-	-	-	-	-	-
Clemson	12/21/16	-	-	-	-	-	-	-	-	-	-	-	-	-	-	-	-	-	-	-	-
Lander	12/27/16	1	0-0	.000	0-0	.000	0-0	.000	0	0	0	0.3	1	0	0	1	0	0	0	0	0.0
at Memphis	12/30/16	-	-	-	-	-	-	-	-	-	-	-	-	-	-	-	-	-	-	-	-
at Georgia	1/4/17	-	-	-	-	-	-	-	-	-	-	-	-	-	-	-	-	-	-	-	-
Texas A&M	1/7/17	-	-	-	-	-	-	-	-	-	-	-	-	-	-	-	-	-	-	-	-
at Tennessee	1/11/17	-	-	-	-	-	-	-	-	-	-	-	-	-	-	-	-	-	-	-	-
Ole Miss	1/14/17	2	0-0	.000	0-0	.000	0-0	.000	0	0	0	0.3	0	0	0	0	0	0	0	0	0.0
Florida	1/18/17	-	-	-	-	-	-	-	-	-	-	-	-	-	-	-	-	-	-	-	-
at Kentucky	1/21/17	-	-	-	-	-	-	-	-	-	-	-	-	-	-	-	-	-	-	-	-
Auburn	1/24/17	4	0-0	.000	0-0	.000	0-0	.000	0	0	0	0.2	1	0	0	0	0	0	0	0	0.0
at Missouri	1/28/17	-	-	-	-	-	-	-	-	-	-	-	-	-	-	-	-	-	-	-	-
at LSU	2/1/17	-	-	-	-	-	-	-	-	-	-	-	-	-	-	-	-	-	-	-	-
Georgia	2/4/17	-	-	-	-	-	-	-	-	-	-	-	-	-	-	-	-	-	-	-	-
Alabama	2/7/17	-	-	-	-	-	-	-	-	-	-	-	-	-	-	-	-	-	-	-	-
at Mississippi State	2/11/17	-	-	-	-	-	-	-	-	-	-	-	-	-	-	-	-	-	-	-	-
Arkansas	2/15/17	-	-	-	-	-	-	-	-	-	-	-	-	-	-	-	-	-	-	-	-
at Vanderbilt	2/18/17	-	-	-	-	-	-	-	-	-	-	-	-	-	-	-	-	-	-	-	-
at Florida	2/21/17	-	-	-	-	-	-	-	-	-	-	-	-	-	-	-	-	-	-	-	-
Tennessee	2/25/17	-	-	-	-	-	-	-	-	-	-	-	-	-	-	-	-	-	-	-	-
Mississippi State	2/28/17	-	-	-	-	-	-	-	-	-	-	-	-	-	-	-	-	-	-	-	-
at Ole Miss	3/4/17	-	-	-	-	-	-	-	-	-	-	-	-	-	-	-	-	-	-	-	-
vs. Alabama	3/10/17	-	-	-	-	-	-	-	-	-	-	-	-	-	-	-	-	-	-	-	-
vs. Marquette	3/17/17	-	-	-	-	-	-	-	-	-	-	-	-	-	-	-	-	-	-	-	-
vs. Duke	3/19/17	-	-	-	-	-	-	-	-	-	-	-	-	-	-	-	-	-	-	-	-
vs. Baylor	3/24/17	-	-	-	-	-	-	-	-	-	-	-	-	-	-	-	-	-	-	-	-

## CAREER STATISTICS

Season	GP-GS	Min	Avg	FG	FGA	Pct	3FG	3FGA	Pct	FT	FTA	Pct	Off	Def	Tot	Avg	PF	FO	Ast	TO	Blk	Stl	Pts	Avg
2016-17	5-0	11	2.2	0	0	.000	0	0	.000	0	0	.000	0	1	1	0.2	4	0	0	1	0	0	0	0.0

## CAREER SEC STATISTICS

Season	GP-GS	Min	Avg	FG	FGA	Pct	3FG	3FGA	Pct	FT	FTA	Pct	Off	Def	Tot	Avg	PF	FO	Ast	TO	Blk	Stl	Pts	Avg
2017	2-0	6	3.0	0	0	.000	0	0	.000	0	0	.000	0	0	0	0.0	1	0	0	0	0	0	0	0.0



# #4 RAKYM FELDER

FRESHMAN | GUARD | 5'10" | HS  
BROOKLYN, N.Y./LINCOLN

## FELDER'S SEASON HIGHS

- Points**  
20, vs. Lander (Dec. 27, 2016)
- Field Goals**  
6, twice, last vs. Texas A&M (Jan. 7, 2017)
- Field Goal Attempts**  
11, vs. Florida (Jan. 18, 2017)
- 3-Point Field Goals**  
5, vs. Lander (Dec. 27, 2016)
- 3-Point Field Goal Attempts**  
7, twice, last at Memphis (Dec. 30, 2016)
- Free Throws**  
4, twice, last vs. Ole Miss (Jan. 14, 2017)
- Free Throw Attempts**  
4, 5x, last vs. Alabama (March 10, 2017)
- Rebounds**  
5, vs. Florida (Jan. 18, 2017)
- Assists**  
5, at USF (Dec. 17, 2016)
- Blocks**  
2, vs. SC State (Nov. 18, 2016)
- Steals**  
2, 3x, last at Tennessee (Jan. 11, 2017)
- Minutes**  
26, at USF (Dec. 17, 2016)

## SUPERLATIVES

	Season	Career
Double-figure scoring	9	9
20+ points	1	1
Team high scoring*	2	2
Team high assists*	4	4
Team high steals*	1	1

\* led or shared team lead

## SEASON NOTABLES

- Made season debut vs. Holy Cross (Nov. 13), scoring eight points with three assists and a rebound
- Played 17 minutes off the bench, logging nine points, four rebounds, two assists, two steals and two blocks in win vs. SC State (Nov. 18)
- Led all bench players with 25 minutes in win vs. FIU (Dec. 4), had four points, two rebounds and led the team with four assists
- Logged new career-highs in minutes (26) and assists (5) in win at USF (Dec. 17), scored 11 points and knocked down three 3-pointers in the first half
- Breakout game, scoring a season high 20 points, hitting 6-of-10 from the field, including 5-of-7 from 3-point range, in win over Lander; also dished four assists
- Second straight double-figure scoring game with 10 points on three 3s and a free throw in loss at Memphis (Dec. 30)
- Tied for team lead with 19 points in just 16 minutes off the bench in win vs. Texas A&M (Jan. 7), went 6-of-8 (75 percent) from the field and a perfect 3-for-3 from behind the arc, also had four rebounds, two assists and two steals
- Scored 12 points (2-for-5 from deep) in 17 minutes off the bench in win vs. Ole Miss (Jan. 14)
- Tallied career-high five rebounds in win vs. No. 19/21 Florida (Jan. 18), played 22 minutes and scored seven points (2-for-5) from behind the arc
- Made first career start in loss at No. 5/5 Kentucky (Jan. 21), tallying three points and three rebounds
- Recorded 13 points (12 in the first half) in 19 minutes in win at Mizzou (Jan. 28), went 3-for-4 from 3-point land
- Had seven points and two rebounds in just eight minutes in win vs. Georgia (Feb. 4)
- Scored 12 points off the bench in win vs. Tennessee (Feb. 25), went 2-for-4 from 3 and had two rebounds and three assists
- Led all bench scorers with 10 points in SEC Quarterfinal loss vs. Alabama (March 10)
- For the second-straight game, led all bench scorers with seven points in NCAA First Round win vs. Marquette (March 17), went 3-for-4 from the field and had two rebounds in 12 minutes
- Paced bench again with 15 points in NCAA Second Round upset of No. 2 seed Duke (March 19), was clutch at the free throw line going 9-for-10, his nine foul shots and 10 attempts were both career highs
- Saw 24 minutes of action in a reserve role, scoring all nine of the team's bench points in Sweet 16 win vs. Baylor (March 24)

## 2016-17

Opponent	Date	GS	Min	FG-FGA	Pct	3FG-FGA	Pct	FT-FTA	Pct	Off	Def	Tot	Avg	PF	FO	A	TO	Blk	Stl	Pts	Avg
Louisiana Tech	11/11/16	-	-	-	-	-	-	-	-	-	-	-	-	-	-	-	-	-	-	-	-
Holy Cross	11/13/16	14	2-2	1.000	2-2	1.000	2-2	1.000	0	1	1	1.0	0	0	3	1	0	0	8	8.0	
Monmouth	11/15/16	4	0-1	.000	0-0	.000	0-0	.000	0	0	0	0.5	0	0	0	0	0	0	0	4.0	
SC State	11/18/16	17	4-7	.571	1-2	.500	0-1	.000	1	3	4	1.7	3	0	2	3	2	2	9	5.7	
Michigan	11/23/16	11	0-1	.000	0-0	.000	0-2	.000	0	0	0	1.3	2	0	0	1	0	1	0	4.3	
vs. Syracuse	11/26/16	2	0-0	.000	0-0	.000	0-0	.000	0	0	0	1.0	2	0	0	0	0	0	0	3.4	
Vermont	12/1/16	13	0-1	.000	0-0	.000	0-0	.000	0	2	2	1.2	0	0	1	0	0	1	0	2.8	
FIU	12/4/16	25	2-4	.500	0-2	.000	0-0	.000	1	1	2	1.7	1	0	4	0	0	1	4	3.0	
vs. Seton Hall	12/12/16	9	0-0	.000	0-0	.000	0-0	.000	0	0	0	1.1	0	0	0	1	0	0	0	2.6	
at USF	12/17/16	26	3-7	.429	3-6	.500	2-2	1.000	0	2	2	1.2	1	0	5	2	1	0	11	3.6	
Clemson	12/21/16	5	0-2	.000	0-1	.000	0-0	.000	0	1	1	1.2	1	0	0	3	1	0	0	3.2	
Lander	12/27/16	20	6-10	.600	5-7	.714	3-3	1.000	0	0	0	1.1	2	0	4	3	0	1	20	4.7	
at Memphis	12/30/16	24	3-8	.375	3-7	.428	1-3	.333	1	1	2	1.2	2	0	1	2	0	1	10	5.2	
at Georgia	1/4/17	12	0-4	.000	0-3	.000	0-0	.000	0	1	1	1.2	1	0	1	0	0	0	0	4.8	
Texas A&M	1/7/17	16	6-8	.750	3-3	1.000	4-4	1.000	2	2	4	1.4	1	0	2	1	0	2	19	5.8	
at Tennessee	1/11/17	14	2-6	.333	0-1	.000	1-3	.333	0	2	2	1.4	1	0	2	2	0	2	5	5.7	
Ole Miss	1/14/17	17	3-7	.429	2-5	.400	4-4	1.000	0	3	3	1.5	0	0	0	3	0	1	12	6.1	
Florida	1/18/17	22	2-11	.182	2-5	.400	1-2	.500	0	5	5	1.7	4	0	3	3	0	1	7	6.2	
at Kentucky	1/21/17	*	19	1-6	.167	0-3	.000	1-2	.500	0	3	3	1.8	2	0	1	4	0	0	3	6.0
Auburn	1/24/17	6	0-1	.000	0-0	.000	1-2	.500	0	1	1	1.7	1	0	2	1	0	0	1	5.7	
at Missouri	1/28/17	19	4-7	.571	3-4	.750	2-4	.500	0	0	0	1.7	0	0	2	1	0	0	13	6.1	
at LSU	2/1/17	11	1-4	.250	1-4	.250	3-4	.750	0	2	2	1.7	0	0	1	2	0	0	6	6.1	
Georgia	2/4/17	8	3-4	.750	1-2	.500	0-0	.000	1	1	2	1.7	0	0	0	1	0	0	7	6.1	
Alabama	2/7/17	7	0-1	.000	0-0	.000	0-0	.000	0	0	0	1.6	0	0	0	0	0	1	0	5.9	
at Mississippi State	2/11/17	3	0-1	.000	0-0	.000	0-0	.000	0	0	0	1.5	1	0	1	1	0	0	0	5.6	
Arkansas	2/15/17	14	1-4	.250	1-3	.333	2-2	1.000	0	1	1	1.5	2	0	0	2	0	1	5	5.6	
at Vanderbilt	2/18/17	17	0-1	.000	0-1	.000	0-0	.000	0	0	0	1.5	4	0	0	1	0	0	0	5.4	
at Florida	2/21/17	13	0-1	.000	0-1	.000	0-0	.000	0	0	0	1.4	1	0	1	2	0	0	0	5.2	
Tennessee	2/25/17	21	4-8	.500	2-4	.500	2-3	.667	0	2	2	1.4	3	0	3	1	0	0	12	5.4	
Mississippi State	2/28/17	15	1-3	.333	1-2	.500	1-2	.500	1	1	2	1.4	0	0	0	3	0	1	4	5.4	
at Ole Miss	3/4/17	7	0-1	.000	0-0	.000	1-2	.500	0	0	0	1.4	0	0	0	1	0	1	1	5.2	
vs. Alabama	3/10/17	23	4-7	.571	1-3	.333	1-4	.250	0	0	0	1.4	3	0	1	0	0	1	10	5.4	
vs. Marquette	3/17/17	12	3-4	.375	1-2	.500	0-0	.000	0	2	2	1.4	2	0	0	0	0	0	7	5.4	
vs. Duke	3/19/17	21	2-5	.400	2-4	.500	9-10	.900	0	4	4	1.5	4	0	3	0	0	1	15	5.7	
vs. Baylor	3/24/17	24	4-7	.571	0-1	.000	1-3	.333	0	4	4	1.5	3	0	1	2	0	1	9	5.8	

## CAREER STATISTICS

Season	GP-GS	Min	Avg	FG	FGA	Pct	3FG	3FGA	Pct	FT	FTA	Pct	Off	Def	Tot	Avg	PF	FO	Ast	TO	Blk	Stl	Pts	Avg
2016-17	34-1	491	14.4	61	144	.424	34	78	.436	42	64	.656	7	45	52	1.5	48	0	44	48	4	20	198	5.8

## CAREER SEC STATISTICS

Season	GP-GS	Min	Avg	FG	FGA	Pct	3FG	3FGA	Pct	FT	FTA	Pct	Off	Def	Tot	Avg	PF	FO	Ast	TO	Blk	Stl	Pts	Avg
2017	18-1	241	13.4	28	78	.359	16	41	.390	23	34	.676	4	24	28	1.6	22	0	19	29	0	10	95	5.3



# #12 KHADIM GUEYE

FRESHMAN | FORWARD | 7'0" | HS

DAKAR, SENEGAL/VICTORY ROCK PREP

## SEASON NOTABLES

- Scored six points with seven rebounds in the exhibition win vs. Newberry
- Collected two rebounds in win vs. Holy Cross (Nov. 13)
- Played 17 minutes off the bench and scored first career points after going 4-for-4 from the free throw line in win vs. SC State (Nov. 18), also had new single-game high five rebounds
- Snagged two rebounds in 13 minutes off the bench in win vs. No. 25/24 Michigan (Nov. 23)
- Recorded four minutes in victory over No. 18/16 Syracuse (Nov. 26)
- Saw six minutes of action off the bench in win vs. Vermont (Dec. 1)
- Played eight minutes in win vs. FIU (Dec. 4)
- Logged two minutes in loss vs. Seton Hall (Dec. 12) at Madison Square Garden
- Posted two rebounds and a block in 13 minutes off the bench in win at USF (Dec. 17)
- Matched a career-high with 17 minutes playing in a reserve role in loss vs. Clemson (Dec. 21), had one point and a rebound, his free throw in second half was his first points since SC State (Nov. 18)
- Blocked two shots, and added four points in win over Lander (Dec. 27)

## GUEYE'S SEASON HIGHS

### Points

6, vs. SC State (Nov. 18, 2016)

### Field Goals

2, vs. Lander (Dec. 27, 2016)

### Field Goal Attempts

3, twice, last vs. Lander (Dec. 27, 2016)

### 3-Point Field Goals

-

### 3-Point Field Goal Attempts

-

### Free Throws

4, vs. SC State (Nov. 18, 2016)

### Free Throw Attempts

4, vs. SC State (Nov. 18, 2016)

### Rebounds

5, vs. SC State (Nov. 18, 2016)

### Assists

1, twice, last vs. Georgia (Feb. 4, 2017)

### Blocks

2, twice, last vs. Lander (Dec. 27, 2016)

### Steals

1, twice, last vs. Ole Miss (Jan. 14, 2017)

### Minutes

18, vs. Lander (Dec. 27, 2016)

## SUPERLATIVES

	Season	Career
Team high blocks*	2	2

\* led or shared team lead

## 2016-17

Opponent	Date	GS	Min	FG-FGA	Pct	3FG-FGA	Pct	FT-FTA	Pct	Off	Def	Tot	Avg	PF	FO	A	TO	Blk	Stl	Pts	Avg
Louisiana Tech	11/11/16	1	0-0	.000	0-0	.000	0-0	.000	0-0	0	0	0	0.0	3	0	0	1	0	0	0	0.0
Holy Cross	11/13/16	13	0-0	.000	0-0	.000	0-0	.000	1	1	2	1.0	1	0	0	1	1	0	0	0	0.0
Monmouth	11/15/16	1	0-0	.000	0-0	.000	0-0	.000	0	0	0	0.7	2	0	0	1	0	0	0	0	0.0
SC State	11/18/16	17	1-3	.333	0-0	.000	4-4	1.000	2	3	5	1.8	0	0	0	0	2	0	6	1.5	
Michigan	11/23/16	13	0-2	.000	0-0	.000	0-0	.000	1	1	2	1.8	2	0	0	0	0	0	0	1.2	
vs. Syracuse	11/26/16	4	0-0	.000	0-0	.000	0-0	.000	0	0	0	1.5	2	0	0	0	0	0	0	1.0	
Vermont	12/1/16	6	0-1	.000	0-0	.000	0-0	.000	0	0	0	1.3	2	0	0	0	0	0	0	0.9	
FIU	12/4/16	8	0-1	.000	0-0	.000	0-0	.000	0	0	0	1.1	2	0	0	0	1	0	0	0.8	
vs. Seton Hall	12/12/16	2	0-0	.000	0-0	.000	0-0	.000	0	0	0	1.0	2	0	0	0	0	0	0	0.7	
at USF	12/17/16	13	0-0	.000	0-0	.000	0-0	.000	1	1	2	1.1	2	0	0	0	1	0	0	0.6	
Clemson	12/21/16	17	0-0	.000	0-0	.000	1-2	.500	1	0	1	1.1	4	0	0	0	0	0	1	0.6	
Lander	12/27/16	18	2-3	.667	0-0	.000	0-2	.000	0	3	3	1.3	1	0	1	1	2	0	4	0.9	
at Memphis	12/30/16	8	0-0	.000	0-0	.000	0-0	.000	0	2	2	1.3	2	0	0	0	0	0	1	0.8	
at Georgia	1/4/17	5	0-0	.000	0-0	.000	0-0	.000	0	0	0	1.2	1	0	0	0	1	0	0	0.8	
Texas A&M	1/7/17	-	-	-	-	-	-	-	-	-	-	-	-	-	-	-	-	-	-	-	
at Tennessee	1/11/17	2	0-0	.000	0-0	.000	0-0	.000	0	0	0	1.1	1	0	0	0	0	0	0	0.7	
Ole Miss	1/14/17	7	0-0	.000	0-0	.000	0-0	.000	0	2	2	1.2	1	0	0	0	1	0	1	0.7	
Florida	1/18/17	3	0-0	.000	0-0	.000	0-0	.000	0	0	0	1.1	1	0	0	0	0	0	0	0.6	
at Kentucky	1/21/17	-	-	-	-	-	-	-	-	-	-	-	-	-	-	-	-	-	-	-	
Auburn	1/24/17	6	0-0	.000	0-0	.000	0-0	.000	0	0	0	1.1	3	0	0	0	1	0	0	0.6	
at Missouri	1/28/17	7	0-0	.000	0-0	.000	0-0	.000	0	0	0	1.0	1	0	0	0	0	1	0	0.6	
at LSU	2/1/17	11	0-1	.000	0-0	.000	0-0	.000	1	2	3	1.1	2	0	0	0	0	0	0	0.6	
Georgia	2/4/17	10	0-0	.000	0-0	.000	0-0	.000	0	0	0	1.0	1	0	1	0	0	0	0	0.5	
Alabama	2/7/17	4	0-0	.000	0-0	.000	0-0	.000	0	0	0	1.0	1	0	0	0	0	0	0	0.5	
at Mississippi State	2/11/17	4	0-0	.000	0-0	.000	0-0	.000	0	0	0	1.0	1	0	0	0	0	0	0	0.5	
Arkansas	2/15/17	7	0-1	.000	0-0	.000	0-0	.000	1	0	1	1.0	1	0	0	0	0	0	0	0.5	
at Vanderbilt	2/18/17	4	0-0	.000	0-0	.000	0-0	.000	0	1	1	1.0	0	0	0	2	0	0	0	0.4	
at Florida	2/21/17	2	0-0	.000	0-0	.000	0-0	.000	0	0	0	0.9	0	0	0	0	0	0	0	0	
Tennessee	2/25/17	-	-	-	-	-	-	-	-	-	-	-	-	-	-	-	-	-	-	-	
Mississippi State	2/28/17	-	-	-	-	-	-	-	-	-	-	-	-	-	-	-	-	-	-	-	
at Ole Miss	3/4/17	5	0-0	.000	0-0	.000	0-0	.000	0	2	2	1.0	2	0	0	0	0	0	0	0.4	
vs. Alabama	3/10/17	-	-	-	-	-	-	-	-	-	-	-	-	-	-	-	-	-	-	-	
vs. Marquette	3/17/17	-	-	-	-	-	-	-	-	-	-	-	-	-	-	-	-	-	-	-	
vs. Duke	3/19/17	1	0-0	.000	0-0	.000	0-0	.000	0	0	0	0.9	0	0	0	0	0	0	0	0.4	
vs. Baylor	3/24/17	-	-	-	-	-	-	-	-	-	-	-	-	-	-	-	-	-	-	-	

## CAREER STATISTICS

Season	GP-GS	Min	Avg	FG	FGA	Pct	3FG	3FGA	Pct	FT	FTA	Pct	Off	Def	Tot	Avg	PF	FO	Ast	TO	Blk	Stl	Pts	Avg
2016-17	28-0	198	7.1	3	12	.250	0	0	.000	5	8	.625	8	18	26	0.9	41	0	2	10	7	2	11	0.4

## CAREER SEC STATISTICS

Season	GP-GS	Min	Avg	FG	FGA	Pct	3FG	3FGA	Pct	FT	FTA	Pct	Off	Def	Tot	Avg	PF	FO	Ast	TO	Blk	Stl	Pts	Avg
2017	14-0	77	5.5	0	2	.000	0	0	.000	0	0	.000	2	7	9	0.6	16	0	1	5	1	1	0	0.0





# #23 EVAN HINSON

FRESHMAN | GUARD | 6'4" | HS

DELTONA, FLA./DELTONA

## SEASON NOTABLES

- Also a member of the Carolina football team. Joined the basketball squad at the conclusion of the football season
- Made Gamecock debut in win vs. Ole Miss (Jan. 14)
- Had two rebounds, an assist and a steal in blowout win vs. Auburn (Jan. 24)
- Scored first career points with two makes at the foul line at LSU (Feb. 1)
- Made first career 3-pointer in win vs. Tennessee (Feb. 25)
- Provided big lift off the bench, scoring four points and pulling down two offensive rebounds (first of career) in first half of SEC Quarterfinal loss vs. Alabama (March 10)

## HINSON'S SEASON HIGHS

### Points

4, vs. Alabama (March 10, 2017)

### Field Goals

2, vs. Alabama (March 10, 2017)

### Field Goal Attempts

4, vs. Alabama (March 10, 2017)

### 3-Point Field Goals

1, vs. Tennessee (Feb. 25, 2017)

### 3-Point Field Goal Attempts

2, vs. Alabama (March 10, 2017)

### Free Throws

2, at LSU (Feb. 1, 2017)

### Free Throw Attempts

2, at LSU (Feb. 1, 2017)

### Rebounds

2, twice, last vs. Alabama (March 10, 2017)

### Assists

1, vs. Auburn (Jan. 24, 2017)

### Blocks

-

### Steals

1, twice, last at LSU (Feb. 1, 2017)

### Minutes

5, vs. Auburn (Jan. 24, 2017)

## 2016-17

Opponent	Date	GS	Min	FG-FGA	Pct	3FG-FGA	Pct	FT-FTA	Pct	Off	Def	Tot	Avg	PF	FO	A	TO	Blk	Stl	Pts	Avg
Louisiana Tech	11/11/16	-	-	-	-	-	-	-	-	-	-	-	-	-	-	-	-	-	-	-	-
Holy Cross	11/13/16	-	-	-	-	-	-	-	-	-	-	-	-	-	-	-	-	-	-	-	-
Monmouth	11/15/16	-	-	-	-	-	-	-	-	-	-	-	-	-	-	-	-	-	-	-	-
SC State	11/18/16	-	-	-	-	-	-	-	-	-	-	-	-	-	-	-	-	-	-	-	-
Michigan	11/23/16	-	-	-	-	-	-	-	-	-	-	-	-	-	-	-	-	-	-	-	-
vs. Syracuse	11/26/16	-	-	-	-	-	-	-	-	-	-	-	-	-	-	-	-	-	-	-	-
Vermont	12/1/16	-	-	-	-	-	-	-	-	-	-	-	-	-	-	-	-	-	-	-	-
FIU	12/4/16	-	-	-	-	-	-	-	-	-	-	-	-	-	-	-	-	-	-	-	-
vs. Seton Hall	12/12/16	-	-	-	-	-	-	-	-	-	-	-	-	-	-	-	-	-	-	-	-
at USF	12/17/16	-	-	-	-	-	-	-	-	-	-	-	-	-	-	-	-	-	-	-	-
Clemson	12/21/16	-	-	-	-	-	-	-	-	-	-	-	-	-	-	-	-	-	-	-	-
Lander	12/27/16	-	-	-	-	-	-	-	-	-	-	-	-	-	-	-	-	-	-	-	-
at Memphis	12/30/16	-	-	-	-	-	-	-	-	-	-	-	-	-	-	-	-	-	-	-	-
at Georgia	1/4/17	-	-	-	-	-	-	-	-	-	-	-	-	-	-	-	-	-	-	-	-
Texas A&M	1/7/17	-	-	-	-	-	-	-	-	-	-	-	-	-	-	-	-	-	-	-	-
at Tennessee	1/11/17	-	-	-	-	-	-	-	-	-	-	-	-	-	-	-	-	-	-	-	-
Ole Miss	1/14/17	3	0-0	.000	0-0	.000	0-0	.000	0	0	0	0.0	0.0	0	0	0	0	0	0	0.0	0.0
Florida	1/18/17	-	-	-	-	-	-	-	-	-	-	-	-	-	-	-	-	-	-	-	-
at Kentucky	1/21/17	1	0-0	.000	0-0	.000	0-0	.000	0	0	0	0.0	0.0	0	0	0	0	0	0	0.0	0.0
Auburn	1/24/17	5	0-2	.000	0-1	.000	0-0	.000	0	2	2	0.7	2	0	1	0	0	1	0	0.0	0.0
at Missouri	1/28/17	-	-	-	-	-	-	-	-	-	-	-	-	-	-	-	-	-	-	-	-
at LSU	2/1/17	3	0-1	.000	0-1	.000	2-2	1.000	0	1	1	0.8	0	0	0	0	0	0	1	2	0.5
Georgia	2/4/17	-	-	-	-	-	-	-	-	-	-	-	-	-	-	-	-	-	-	-	-
Alabama	2/7/17	-	-	-	-	-	-	-	-	-	-	-	-	-	-	-	-	-	-	-	-
at Mississippi State	2/11/17	-	-	-	-	-	-	-	-	-	-	-	-	-	-	-	-	-	-	-	-
Arkansas	2/15/17	-	-	-	-	-	-	-	-	-	-	-	-	-	-	-	-	-	-	-	-
at Vanderbilt	2/18/17	-	-	-	-	-	-	-	-	-	-	-	-	-	-	-	-	-	-	-	-
at Florida	2/21/17	-	-	-	-	-	-	-	-	-	-	-	-	-	-	-	-	-	-	-	-
Tennessee	2/25/17	1	1-1	1.000	1-1	1.000	0-0	.000	0	0	0	0.6	0	0	0	0	0	0	0	3	1.0
Mississippi State	2/28/17	-	-	-	-	-	-	-	-	-	-	-	-	-	-	-	-	-	-	-	-
at Ole Miss	3/4/17	-	-	-	-	-	-	-	-	-	-	-	-	-	-	-	-	-	-	-	-
vs. Alabama	3/10/17	4	2-4	.500	0-2	.000	0-0	.000	2	0	2	0.8	0	0	0	0	0	0	0	4	1.5
vs. Marquette	3/17/17	3	0-0	.000	0-0	.000	0-0	.000	0	0	0	0.7	0	0	0	0	0	0	0	0	1.3
vs. Duke	3/19/17	-	-	-	-	-	-	-	-	-	-	-	-	-	-	-	-	-	-	-	-
vs. Baylor	3/24/17	1	0-0	.000	0-0	.000	0-0	.000	0	0	0	0.6	0	0	0	0	0	0	0	0	1.1

## CAREER STATISTICS

Season	GP-GS	Min	Avg	FG	FGA	Pct	3FG	3FGA	Pct	FT	FTA	Pct	Off	Def	Tot	Avg	PF	FO	Ast	TO	Blk	Stl	Pts	Avg
2016-17	8-0	21	2.6	3	8	.375	1	5	.200	2	2	1.000	2	3	5	0.6	3	0	1	0	0	2	9	1.1

## CAREER SEC STATISTICS

Season	GP-GS	Min	Avg	FG	FGA	Pct	3FG	3FGA	Pct	FT	FTA	Pct	Off	Def	Tot	Avg	PF	FO	Ast	TO	Blk	Stl	Pts	Avg
2017	5-0	13	2.6	1	4	.250	1	3	.333	2	2	1.000	0	3	3	0.6	3	0	1	0	0	2	5	1.0



# #24 SEDEE KEITA

FRESHMAN | FORWARD | 6'9" | HS

PHILADELPHIA, PA./22FT BASKETBALL ACADEMY

## SEASON NOTABLES

- Made South Carolina debut in win vs. No. 24/25 Michigan after missing the first four games with a wrist injury, played eight minutes off bench and recorded one rebound on the offensive end
- Led all big men with 15 minutes off the bench in win vs. No. 18/16 Syracuse (Nov. 26), tallied one rebound, one assist, one block and one steal
- Scored first career points (4) in win vs. Vermont (Dec. 1), also recorded three rebounds in 10 minutes off the bench
- Played 19 minutes and logged six points and four rebounds in win vs. FIU (Dec. 4)
- Logged 18 minutes off the bench, recording five points and three rebounds in loss vs. Seton Hall (Dec. 12) at Madison Square Garden
- Saw three minutes of action but did not record any stats in win at USF (Dec. 17)
- Played seven minutes and gathered two rebounds in loss vs. Clemson (Dec. 21)
- Scored a career-high seven points, while pulling down five rebounds in win over Lander (Dec. 27)
- Played season-high 25 minutes off the bench, had career-high seven rebounds with two steals at Memphis (Dec. 30)
- Pulled down five rebounds in win at Tennessee in 10 minutes of action off the bench (Jan. 11)
- Grabbed four rebounds and blocked a shot in win vs. No. 19/21 Florida (Jan. 18)
- Had three rebounds and career-high two steals in loss at No. 5/5 Kentucky (Jan. 21)
- Scored three points and grabbed four rebounds in loss at Vanderbilt (Feb. 18)
- Played career-high 28 minutes and pulled down six rebounds in loss at No. 13/12 Florida (Feb. 21)
- Went 2-for-2 from the field and had four points in win vs. Tennessee (Feb. 25)
- Played nine minutes and had two rebounds and a steal in NCAA Second Round upset of No. 2 seed Duke (March 19)
- Logged 13 key minutes off the bench in Sweet 16 win vs. Baylor (March 24), had two rebounds and tied for team lead with two blocks (career-high)

## KEITA'S SEASON HIGHS

### Points

7, vs. Lander (Dec. 27, 2016)

### Field Goals

3, twice, last vs. Lander (Dec. 27, 2016)

### Field Goal Attempts

6, twice, last vs. Lander (Dec. 27, 2016)

### 3-Point Field Goals

-

### 3-Point Field Goal Attempts

1, at Vanderbilt (Feb. 18, 2017)

### Free Throws

3, vs. Seton Hall (Dec. 12, 2016)

### Free Throw Attempts

4, vs. Seton Hall (Dec. 12, 2016)

### Rebounds

7, at Memphis (Dec. 30, 2016)

### Assists

1, 3x, last vs. Florida (Jan. 18, 2017)

### Blocks

2, twice, last vs. Baylor (March 24, 2017)

### Steals

2, twice, last at Kentucky (Jan. 21, 2017)

### Minutes

28, at Florida (Feb. 21, 2017)

## SUPERLATIVES

	Season	Career
Team high blocks*	4	4

\* led or shared team lead

## 2016-17

Opponent	Date	GS	Min	FG-FGA	Pct	3FG-FGA	Pct	FT-FTA	Pct	Off	Def	Tot	Avg	PF	FO	A	TO	Blk	Stl	Pts	Avg
Louisiana Tech	11/11/16	-	-	-	-	-	-	-DNP - wrist injury	-	-	-	-	-	-	-	-	-	-	-	-	-
Holy Cross	11/13/16	-	-	-	-	-	-	-DNP - wrist injury	-	-	-	-	-	-	-	-	-	-	-	-	-
Monmouth	11/15/16	-	-	-	-	-	-	-DNP - wrist injury	-	-	-	-	-	-	-	-	-	-	-	-	-
SC State	11/18/16	-	-	-	-	-	-	-DNP - wrist injury	-	-	-	-	-	-	-	-	-	-	-	-	-
Michigan	11/23/16	8	0-0	.000	0-0	.000	0-0	.000	1	0	1	1.0	2	0	0	2	0	0	0	0	0.0
vs. Syracuse	11/26/16	15	0-2	.000	0-0	.000	0-0	.000	0	1	1	1.0	1	0	1	1	1	1	1	0	0.0
Vermont	12/1/16	10	1-4	.250	0-0	.000	2-2	1.000	1	2	3	1.7	2	0	0	1	0	0	0	4	1.3
FIU	12/4/16	19	3-6	.500	0-0	.000	0-0	.000	1	3	4	2.3	0	0	0	0	0	1	0	6	2.5
vs. Seton Hall	12/12/16	18	1-5	.200	0-0	.000	3-4	.750	1	2	3	2.4	3	0	0	0	0	0	0	5	3.0
at USF	12/17/16	3	0-0	.000	0-0	.000	0-0	.000	0	0	0	2.0	0	0	0	0	0	0	0	0	2.5
Clemson	12/21/16	7	0-1	.000	0-0	.000	0-0	.000	0	1	1	1.9	2	0	0	0	0	0	0	0	2.1
Lander	12/27/16	18	3-6	.500	0-0	.000	1-2	.500	3	2	5	2.3	0	0	0	1	0	0	7	2.8	
at Memphis	12/30/16	25	0-3	.000	0-0	.000	0-0	.000	5	2	7	2.8	4	0	1	0	1	2	0	2.4	
at Georgia	1/4/17	13	0-1	.000	0-0	.000	0-0	.000	0	1	1	2.6	2	0	0	0	0	2	0	2.2	
Texas A&M	1/7/17	4	0-1	.000	0-0	.000	0-0	.000	0	0	0	2.4	0	0	0	0	0	0	0	2.0	
at Tennessee	1/11/17	10	0-0	.000	0-0	.000	0-0	.000	0	5	5	2.6	2	0	0	0	0	1	0	0	1.8
Ole Miss	1/14/17	8	0-1	.000	0-0	.000	0-2	.000	0	1	1	2.5	3	0	0	2	0	1	0	1	1.7
Florida	1/18/17	13	0-1	.000	0-0	.000	1-3	.333	1	3	4	2.6	5	1	1	3	1	0	1	1	1.6
at Kentucky	1/21/17	17	0-1	.000	0-0	.000	0-0	.000	2	1	2	2.6	2	0	0	0	0	0	2	0	1.5
Auburn	1/24/17	1	0-0	.000	0-0	.000	0-0	.000	0	0	0	2.4	0	0	0	0	0	0	0	0	1.4
at Missouri	1/28/17	-	-	-	-	-	-	-DNP - Coaches Decision	-	-	-	-	-	-	-	-	-	-	-	-	-
at LSU	2/1/17	-	-	-	-	-	-	-DNP - Coaches Decision	-	-	-	-	-	-	-	-	-	-	-	-	-
Georgia	2/4/17	2	0-0	.000	0-0	.000	0-0	.000	0	0	0	2.3	1	0	0	0	0	0	0	0	1.4
Alabama	2/7/17	6	0-2	.000	0-0	.000	0-0	.000	1	2	3	2.3	1	0	0	0	0	0	0	0	1.3
at Mississippi State	2/11/17	-	-	-	-	-	-	-DNP - Coaches Decision	-	-	-	-	-	-	-	-	-	-	-	-	-
Arkansas	2/15/17	2	0-0	.000	0-0	.000	0-0	.000	0	0	0	2.2	0	0	0	0	1	0	0	0	1.2
at Vanderbilt	2/18/17	12	1-2	.500	0-1	.000	1-3	.333	1	3	4	2.3	1	0	0	0	0	0	0	3	1.3
at Florida	2/21/17	28	1-3	.333	0-0	.000	0-0	.000	1	5	6	2.5	3	0	0	3	1	0	2	1.3	
Tennessee	2/25/17	5	2-2	1.000	0-0	.000	0-0	.000	0	0	0	2.4	0	0	0	0	1	1	0	4	1.5
Mississippi State	2/28/17	2	0-0	.000	0-0	.000	0-0	.000	0	0	0	2.3	1	0	0	0	0	0	0	0	1.4
at Ole Miss	3/4/17	-	-	-	-	-	-	-DNP - Suspended	-	-	-	-	-	-	-	-	-	-	-	-	-
vs. Alabama	3/10/17	3	0-1	.000	0-0	.000	0-0	.000	0	0	0	2.2	1	0	0	0	0	0	0	0	1.3
vs. Marquette	3/17/17	3	0-0	.000	0-0	.000	0-0	.000	0	1	1	2.1	0	0	0	0	0	0	0	0	1.3
vs. Duke	3/19/17	9	0-2	.000	0-0	.000	0-1	.000	1	1	2	2.1	1	0	0	0	0	0	1	9	1.2
vs. Baylor	3/24/17	13	0-0	.000	0-0	.000	0-0	.000	1	1	2	2.1	1	0	0	0	0	2	0	0	1.2

## CAREER STATISTICS

Season	GP-GS	Min	Avg	FG	FGA	Pct	3FG	3FGA	Pct	FT	FTA	Pct	Off	Def	Tot	Avg	PF	FO	Ast	TO	Blk	Stl	Pts	Avg
2016-17	27-0	274	10.1	12	44	.273	0	1	.000	8	18	.444	20	37	57	2.1	38	1	3	15	11	7	32	1.2

## CAREER SEC STATISTICS

Season	GP-GS	Min	Avg	FG	FGA	Pct	3FG	3FGA	Pct	FT	FTA	Pct	Off	Def	Tot	Avg	PF	FO	Ast	TO	Blk	Stl	Pts	Avg
2017	14-0	123	8.8	4	14	.286	0	1	.000	2	9	.222	6	21	27	1.9	21	1	1	10	6	3	10	0.7



# #21 MAIK KOTSAR

FRESHMAN | FORWARD | 6'10" | HS

TALLIN, ESTONIA/SUNRISE CHRISTIAN ACADEMY

## KOTSAR'S SEASON HIGHS

### Points

16, vs. Syracuse (Nov. 26, 2016)

### Field Goals

7, 3x, last vs. Vermont (Dec. 1, 2016)

### Field Goal Attempts

13, vs. Clemson (Dec. 16, 2016)

### 3-Point Field Goals

-

### 3-Point Field Goal Attempts

-

### Free Throws

4, vs. Auburn (Jan. 24, 2017)

### Free Throw Attempts

7, vs. Auburn (Jan. 24, 2017)

### Rebounds

11, vs. Lander (Dec. 27, 2016)

### Assists

3, vs. FIU (Dec. 4, 2016)

### Blocks

2, 5x, last vs. Tennessee (Feb. 25, 2017)

### Steals

4, vs. FIU (Dec. 4, 2016)

### Minutes

32, 3x, last vs. Arkansas (Feb. 15, 2017)

## SUPERLATIVES

	Season	Career
Double-figure scoring	8	8
Double-doubles	1	1
3+ steals	2	2
Team high scoring*	1	1
Team high rebounding*	9	9
Team high blocks*	6	6

\* led or shared team lead

## SEASON NOTABLES

- Started first career game and scored four points with a pair of rebounds and a steal in opener vs. La Tech (Nov. 11)
- Scored in double figures (15 points) for the first time in his career in win vs. SC State (Nov. 18) after going a perfect 7-for-7 from the field, also led team with eight rebounds
- Posted 10 points and five rebounds in 23 minutes in win vs. No. 25/24 Michigan (Nov. 23), scored in double figures for the second straight game
- Finished tied for team-lead with career-high 16 points (7-of-9 shooting) in victory over No. 18/16 Syracuse (Nov. 26), had two steals and two rebounds in 30 minutes, which was new career-high for minutes played
- Tallied 14 points, including 12 in the second half, on 7-of-10 shooting in win vs. Vermont (Dec. 1) for his fourth-straight game in double-figures, also had five rebounds and a steal in 26 minutes
- Posted four points, six rebounds and set new career-highs with three assists and four steals in win vs. FIU (Dec. 4), five of six rebounds came on offensive glass
- Recorded four points, seven rebounds and two steals in loss vs. Seton Hall (Dec. 12) at Madison Square Garden, played only 19 minutes due to foul trouble
- Tallied 11 points (5-of-6) and led the team with nine rebounds (career-high) in win at USF (Dec. 17), played 30 minutes to match a career-high
- One of three Gamecocks in double-figures with 10 points (5-of-13) in loss vs. Clemson (Dec. 21), tied for team lead with eight rebounds, also had two steals in 27 minutes
- Collected first double-double of his career with 10 points, and 11 rebounds - which matched a team high - in win over Lander (Dec. 27)
- Grabbed eight rebounds to lead team in win at Tennessee (Jan. 11)
- Led team after pulling down nine rebounds in win vs. No. 19/21 Florida (Jan. 18), also had five points an assist and a block
- Tied for team lead with eight rebounds in blowout win vs. Auburn (Jan. 24), also had eight points
- Set new career-high for minutes (32), which led the team in win at Mizzou (Jan. 28)
- Had seven points and tied for the team lead with seven rebounds in win vs. Georgia (Feb. 4)
- Logged first career SEC game in double figures with 10 points in win at Mississippi State (Feb. 11), tied for team lead with five rebounds while matching career-high 32 minutes played
- Played career-high 34 minutes in NCAA First Round win vs. Marquette (March 17), had seven points, five boards three steals and two assists
- Pulled down five rebounds, had two assists and a steal in Sweet 16 win vs. Baylor (March 24)

## 2016-17

Opponent	Date	GS	Min	FG-FGA	Pct	3FG-FGA	Pct	FT-FTA	Pct	Off	Def	Tot	Avg	PF	FO	A	TO	Blk	Stl	Pts	Avg
Louisiana Tech	11/11/16	*	14	2-2	1.000	0-0	.000	0-3	.000	1	1	2	2.0	4	0	0	0	0	1	4	4.0
Holy Cross	11/13/16	*	15	2-2	1.000	0-0	.000	2-2	1.000	1	2	3	2.5	3	0	0	1	0	0	6	5.0
Monmouth	11/15/16	*	26	2-5	.400	0-0	.000	0-0	.000	1	1	2	2.3	4	0	1	1	0	0	4	4.7
SC State	11/18/16	*	23	7-7	1.000	0-0	.000	1-3	.333	4	4	8	3.8	1	0	1	0	2	0	15	7.3
Michigan	11/23/16	*	23	4-7	.571	0-0	.000	2-2	1.000	2	3	5	4.0	3	0	2	0	0	0	10	7.8
vs. Syracuse	11/26/16	*	30	7-9	.778	0-0	.000	2-2	1.000	0	2	2	3.7	3	0	0	2	0	2	16	9.2
Vermont	12/1/16	*	26	7-10	.700	0-0	.000	0-0	.000	0	5	5	3.9	2	0	0	2	0	1	14	9.9
FIU	12/4/16	*	25	2-5	.400	0-0	.000	0-0	.000	5	1	6	4.1	2	0	3	3	0	4	4	9.1
vs. Seton Hall	12/12/16	*	19	2-6	.333	0-0	.000	0-0	.000	3	4	7	4.4	4	0	0	1	0	2	4	8.6
at USF	12/17/16	*	30	5-6	.833	0-0	.000	1-3	.333	2	7	9	4.9	3	0	0	0	1	0	11	8.8
Clemson	12/21/16	*	27	5-13	.385	0-0	.000	0-1	.000	6	2	8	5.2	2	0	0	0	0	2	10	8.9
Lander	12/27/16	*	24	5-10	.500	0-0	.000	0-2	.000	4	7	11	5.7	2	0	0	0	2	0	10	9.0
at Memphis	12/30/16	*	30	2-7	.285	0-0	.000	1-2	.500	3	2	5	5.6	3	0	2	3	0	0	5	8.7
at Georgia	1/4/17	*	16	0-2	.000	0-0	.000	0-1	.000	0	1	1	5.3	4	0	0	0	0	0	0	8.1
Texas A&M	1/7/17	*	28	1-6	.167	0-0	.000	0-0	.000	2	3	5	5.3	2	0	0	0	1	0	2	7.7
at Tennessee	1/11/17	*	28	2-6	.333	0-0	.000	1-2	.500	4	4	8	5.4	3	0	1	5	0	0	5	7.5
Ole Miss	1/14/17	*	16	3-6	.500	0-0	.000	0-0	.000	5	1	6	5.5	5	1	0	2	2	1	6	7.4
Florida	1/18/17	*	26	2-6	.333	0-0	.000	1-2	.500	4	5	9	5.7	3	0	1	2	1	0	5	7.3
at Kentucky	1/21/17	*	16	2-2	1.000	0-0	.000	0-0	.000	0	1	1	5.4	4	0	1	1	0	1	4	7.1
Auburn	1/24/17	*	25	2-4	.500	0-0	.000	4-7	.571	1	7	8	5.6	4	0	2	0	0	1	8	7.2
at Missouri	1/28/17	*	32	1-5	.200	0-0	.000	0-0	.000	2	4	6	5.6	2	0	2	1	0	1	2	6.9
at LSU	2/1/17	*	20	1-4	.250	0-0	.000	0-4	.000	3	1	4	5.5	4	0	1	2	0	1	2	6.7
Georgia	2/4/17	*	22	2-5	.400	0-0	.000	3-4	.750	3	4	7	5.6	5	1	0	1	1	0	7	6.7
Alabama	2/7/17	*	24	1-5	.200	0-0	.000	0-0	.000	0	2	2	5.4	5	1	0	0	0	0	2	6.5
at Mississippi State	2/11/17	*	32	5-7	.714	0-0	.000	0-4	.000	2	3	5	5.4	3	0	0	2	0	1	10	6.6
Arkansas	2/15/17	*	32	1-2	.500	0-0	.000	0-0	.000	3	3	6	5.4	3	0	2	1	2	0	2	6.5
at Vanderbilt	2/18/17	*	17	0-4	.000	0-0	.000	0-0	.000	1	1	2	5.3	2	0	0	0	0	0	0	6.2
at Florida	2/21/17	*	15	2-6	.333	0-0	.000	0-0	.000	0	2	2	5.2	4	0	0	1	0	1	4	6.1
Tennessee	2/25/17		22	2-2	1.000	0-0	.000	0-0	.000	0	4	4	5.1	3	0	0	4	2	0	4	6.1
Mississippi State	2/28/17		22	2-2	1.000	0-0	.000	1-2	.500	1	2	3	5.1	3	0	0	2	0	1	5	6.0
at Ole Miss	3/4/17		24	3-5	.600	0-0	.000	1-3	.333	1	3	4	5.0	4	0	0	2	0	0	7	6.1
vs. Alabama	3/10/17		31	1-4	.250	0-0	.000	0-0	.000	0	3	3	5.0	4	0	0	1	0	1	2	5.9
vs. Marquette	3/17/17	*	34	3-7	.429	0-0	.000	1-2	.500	2	3	5	5.0	1	0	2	1	0	3	7	6.0
vs. Duke	3/19/17	*	16	0-3	.000	0-0	.000	0-0	.000	0	1	1	4.9	5	1	1	1	0	0	0	5.8
vs. Baylor	3/24/17	*	23	1-2	.500	0-0	.000	0-0	.000	1	4	5	4.9	5	1	2	0	0	1	2	5.7

## CAREER STATISTICS

Season	GP-GS	Min	Avg	FG	FGA	Pct	3FG	3FGA	Pct	FT	FTA	Pct	Off	Def	Tot	Avg	PF	FO	Ast	TO	Blk	Stl	Pts	Avg
2016-17	35-31	833	23.8	89	184	.484	0	0	.000	21	51	.412	67	103	170	4.9	114	5	24	42	14	25	199	5.7

## CAREER SEC STATISTICS

Season	GP-GS	Min	Avg	FG	FGA	Pct	3FG	3FGA	Pct	FT	FTA	Pct	Off	Def	Tot	Avg	PF	FO	Ast	TO	Blk	Stl	Pts	Avg
2017	18-15	417	23.2	32	79	.405	0	0	.000	11	29	.379	32	51	83	4.6	63	3	10	26	9	8	75	4.2





# #25 CHRISTIAN SCHMITT

FRESHMAN | GUARD | 6'0" | HS

MARS, PA. | MARS AREA HIGH SCHOOL

## SEASON NOTABLES

- Made South Carolina debut in win vs. SC State (Nov. 18), played three minutes and attempted one 3
- Played one minute off the bench in win vs. Vermont (Dec. 1)
- Saw action vs. Lander (Dec. 27)
- Made SEC debut in win vs. Tennessee (Feb. 25)

## SCHMITT'S SEASON HIGHS

**Points**

**Field Goals**

**Field Goal Attempts**

1, vs. SC State (Nov. 18, 2016)

**3-Point Field Goals**

**3-Point Field Goal Attempts**

1, vs. SC State (Nov. 18, 2016)

**Free Throws**

**Free Throw Attempts**

**Rebounds**

**Assists**

**Blocks**

**Steals**

**Minutes**

3, vs. SC State (Nov. 18, 2016)

## 2016-17

Opponent	Date	GS	Min	FG-FGA	Pct	3FG-FGA	Pct	FT-FTA	Pct	Off	Def	Tot	Avg	PF	FO	A	TO	Blk	Stl	Pts	Avg
Louisiana Tech	11/11/16	-	-	-	-	-	-	-DNP - Coaches Decision	-	-	-	-	-	-	-	-	-	-	-	-	-
Holy Cross	11/13/16	-	-	-	-	-	-	-DNP - Coaches Decision	-	-	-	-	-	-	-	-	-	-	-	-	-
Monmouth	11/15/16	-	-	-	-	-	-	-DNP - Coaches Decision	-	-	-	-	-	-	-	-	-	-	-	-	-
SC State	11/18/16	-	3	0-1	.000	0-1	.000	0-0	.000	0	0	0	0	0	0	0	2	0	0	0	0.0
Michigan	11/23/16	-	-	-	-	-	-	-DNP - Coaches Decision	-	-	-	-	-	-	-	-	-	-	-	-	-
vs. Syracuse	11/26/16	-	-	-	-	-	-	-DNP - Coaches Decision	-	-	-	-	-	-	-	-	-	-	-	-	-
Vermont	12/1/16	-	1	0-0	.000	0-0	.000	0-0	.000	0	0	0	0	0	0	0	0	0	0	0	0.0
FIU	12/4/16	-	-	-	-	-	-	-DNP - Coaches Decision	-	-	-	-	-	-	-	-	-	-	-	-	-
vs. Seton Hall	12/12/16	-	-	-	-	-	-	-DNP - Coaches Decision	-	-	-	-	-	-	-	-	-	-	-	-	-
at USF	12/17/16	-	-	-	-	-	-	-DNP - Coaches Decision	-	-	-	-	-	-	-	-	-	-	-	-	-
Clemson	12/21/16	-	-	-	-	-	-	-DNP - Coaches Decision	-	-	-	-	-	-	-	-	-	-	-	-	-
Lander	12/27/16	-	1	0-0	.000	0-0	.000	0-0	.000	0	0	0.0	0	0	0	0	0	0	0	0	0.0
at Memphis	12/30/16	-	1	0-0	.000	0-0	.000	0-0	.000	0	0	0.0	1	0	0	0	0	0	0	0	0.0
at Georgia	1/4/17	-	-	-	-	-	-	-DNP - Coaches Decision	-	-	-	-	-	-	-	-	-	-	-	-	-
Texas A&M	1/7/17	-	-	-	-	-	-	-DNP - Coaches Decision	-	-	-	-	-	-	-	-	-	-	-	-	-
at Tennessee	1/11/17	-	-	-	-	-	-	-DNP - Coaches Decision	-	-	-	-	-	-	-	-	-	-	-	-	-
Ole Miss	1/14/17	-	-	-	-	-	-	-DNP - Coaches Decision	-	-	-	-	-	-	-	-	-	-	-	-	-
Florida	1/18/17	-	-	-	-	-	-	-DNP - Coaches Decision	-	-	-	-	-	-	-	-	-	-	-	-	-
at Kentucky	1/21/17	-	-	-	-	-	-	-DNP - Coaches Decision	-	-	-	-	-	-	-	-	-	-	-	-	-
Auburn	1/24/17	-	-	-	-	-	-	-DNP - Coaches Decision	-	-	-	-	-	-	-	-	-	-	-	-	-
at Missouri	1/28/17	-	-	-	-	-	-	-DNP - Coaches Decision	-	-	-	-	-	-	-	-	-	-	-	-	-
at LSU	2/1/17	-	-	-	-	-	-	-DNP - Coaches Decision	-	-	-	-	-	-	-	-	-	-	-	-	-
Georgia	2/4/17	-	-	-	-	-	-	-DNP - Coaches Decision	-	-	-	-	-	-	-	-	-	-	-	-	-
Alabama	2/7/17	-	-	-	-	-	-	-DNP - Coaches Decision	-	-	-	-	-	-	-	-	-	-	-	-	-
at Mississippi State	2/11/17	-	-	-	-	-	-	-DNP - Coaches Decision	-	-	-	-	-	-	-	-	-	-	-	-	-
Arkansas	2/15/17	-	-	-	-	-	-	-DNP - Coaches Decision	-	-	-	-	-	-	-	-	-	-	-	-	-
at Vanderbilt	2/18/17	-	-	-	-	-	-	-DNP - Coaches Decision	-	-	-	-	-	-	-	-	-	-	-	-	-
at Florida	2/21/17	-	-	-	-	-	-	-DNP - Coaches Decision	-	-	-	-	-	-	-	-	-	-	-	-	-
Tennessee	2/25/17	-	1	0-0	.000	0-0	.000	0-0	.000	0	0	0.0	0	0	0	0	0	0	0	0	0.0
Mississippi State	2/28/17	-	-	-	-	-	-	-DNP - Coaches Decision	-	-	-	-	-	-	-	-	-	-	-	-	-
at Ole Miss	3/4/17	-	-	-	-	-	-	-DNP - Coaches Decision	-	-	-	-	-	-	-	-	-	-	-	-	-
vs. Alabama	3/10/17	-	-	-	-	-	-	-DNP - Coaches Decision	-	-	-	-	-	-	-	-	-	-	-	-	-
vs. Marquette	3/17/17	-	-	-	-	-	-	-DNP - Coaches Decision	-	-	-	-	-	-	-	-	-	-	-	-	-
vs. Duke	3/19/17	-	-	-	-	-	-	-DNP - Coaches Decision	-	-	-	-	-	-	-	-	-	-	-	-	-
vs. Baylor	3/24/17	-	-	-	-	-	-	-DNP - Coaches Decision	-	-	-	-	-	-	-	-	-	-	-	-	-

## CAREER STATISTICS

Season	GP-GS	Min	Avg	FG	FGA	Pct	3FG	3FGA	Pct	FT	FTA	Pct	Off	Def	Tot	Avg	PF	FO	Ast	TO	Blk	Stl	Pts	Avg
2016-17	5-0	7	1.4	0	1	.000	0	1	.000	0	0	.000	0	0	0	0.0	1	0	0	2	0	0	0	0.0

## CAREER SEC STATISTICS

Season	GP-GS	Min	Avg	FG	FGA	Pct	3FG	3FGA	Pct	FT	FTA	Pct	Off	Def	Tot	Avg	PF	FO	Ast	TO	Blk	Stl	Pts	Avg
2017	1-0	1	1.0	0	0	.000	0	0	.000	0	0	.000	0	0	0	0.0	0	0	0	0	0	0	0	0.0

## AN INDIVIDUAL ...

<b>Scored 20 or more points:</b>	South Carolina: Sindarius Thornwell (24), vs. Baylor, March 24, 2017, in New York City Opponent: Grayson Allen (20), Duke, March 19, 2017, in Greenville, S.C.
<b>Scored 30 or more points:</b>	South Carolina: Sindarius Thornwell (44), vs. Alabama, Feb. 7, 2017, in Columbia, S.C. Opponent: Kevin Punter (36), Tennessee, Jan. 23, 2016 in Knoxville, Tenn.
<b>Scored 35 or more points:</b>	South Carolina: Sindarius Thornwell (44) vs. Alabama, Feb. 7, 2017, in Columbia, S.C. Opponent: Kevin Punter (36), Tennessee, Jan. 23, 2016 in Knoxville, Tenn.
<b>Scored 40 or more points:</b>	South Carolina: Sindarius Thornwell (44), vs. Alabama, Feb. 7, 2017, in Columbia, S.C. Opponent: Austin Carr (43), Notre Dame, Dec. 30, 1969 in New Orleans, La.
<b>Collected 20 or more rebounds:</b>	South Carolina: Sindarius Thornwell (21), vs. Alabama, Feb. 7, 2017, in Columbia, S.C. Opponent: Ekpe Udoh (20), Baylor, Jan. 2, 2010 in Columbia, S.C.
<b>Collected 15 or more rebounds:</b>	South Carolina: Sindarius Thornwell (21), vs. Alabama, Feb. 7, 2017, in Columbia, S.C. Opponent: Amile Jefferson (15), Duke, March 19, 2017, in Greenville, S.C.
<b>Made 12 or more field goals:</b>	South Carolina: Laimonas Chatkevicius (15), vs. High Point, March 15, 2016, in Columbia, S.C. Opponent: Michael Frazier II (12), Florida, March 4, 2014 in Columbia, S.C.
<b>Made 10 or more field goals:</b>	South Carolina: Sindarius Thornwell (10), vs. Marquette, March 17, 2017, in Greenville, S.C. Opponent: Wes Clark (10), Missouri, Jan. 16, 2016, in Columbia, S.C.
<b>Attempted 20 or more field goals:</b>	South Carolina: Sindarius Thornwell (25) & PJ Dozier (24), vs. Alabama, Feb. 7, 2017, in Columbia, S.C. Opponent: Avery Johnson Jr. (21), Alabama, Feb. 7, 2017, in Columbia, S.C.
<b>Attempted 25 or more field goals:</b>	South Carolina: Sindarius Thornwell, 25, vs. Alabama, Feb. 7, 2017 in Columbia, S.C. Opponent: Kemmy Burgess (Alaska-Anchorage), 26, Nov. 24, 2005 in Anchorage, Alaska
<b>Dished 10 or more assists:</b>	South Carolina: Devan Downey, 11, vs. LSU, March 13, 2008 in Atlanta, Ga. Opponent: 11, Jabril Durham, Arkansas, March 5, 2016 in Fayetteville, Ark.
<b>Swiped 5 or more steals:</b>	South Carolina: Sindarius Thornwell, 5, vs. Texas A&M, Jan. 7, 2017 in Columbia, S.C. Opponent: 5, Allen Payne, Auburn, Feb. 26, 2014 in Auburn, Ala.
<b>Blocked 5 or more shots:</b>	South Carolina: Chris Silva (5), vs. FIU, Dec. 4, 2016 in Columbia, S.C. Opponent: Amile Jefferson (6), Duke, March 19, 2017, in Greenville, S.C.
<b>Made 5 or more 3-point field goals:</b>	South Carolina: Duane Notice (5), vs. Tennessee, Feb. 25, 2017, in Columbia, S.C. Opponent: Tyson Carter (5), Mississippi State, Feb. 11, 2017, in Starkville, Miss.
<b>Attempted 8 or more 3-point field goals:</b>	South Carolina: Sindarius Thornwell (10), vs. Baylor, March 24, 2017, in New York City Opponent: Grayson Allen (10), Duke, March 19, 2017, in Greenville, S.C.
<b>Made 10 or more free throws:</b>	South Carolina: Sindarius Thornwell (11), at Ole Miss, March 4, 2017, in Oxford, Miss. Opponent: Justas Furmanavicius (10), Ole Miss, March 4, 2017, in Oxford, Miss.
<b>Attempted 15 or more free throws:</b>	South Carolina: Sindarius Thornwell (16), at Ole Miss, March 4, 2017, in Oxford, Miss. Opponent: Justas Furmanavicius (15), Ole Miss, March 4, 2017, in Oxford, Miss.
<b>Played all 40 minutes of regulation:</b>	South Carolina: Duane Notice, vs. Texas A&M, Feb. 21, 2015 in Columbia, S.C. Opponent: Frank Sullivan, Auburn, Jan. 12, 2013 in Columbia, S.C.
<b>A player hit a last-second shot (within 3 seconds) to win a game:</b>	South Carolina: PJ Dozier (Buzzer Beater), vs. Monmouth, Nov. 15, 2016, in Columbia, S.C. Opponent: JJ Frazier (Free Throws), Georgia, March 11, 2016 in Nashville, Tenn.
<b>A player had a double-double:</b>	South Carolina: Chris Silva (17 points, 10 rebounds), vs. Duke, March 19, 2017, in Greenville, S.C. Opponent: Amile Jefferson (14 points, 15 rebounds), Ole Miss, March 4, 2017, in Oxford, Miss.
<b>Two or more players had a double-double:</b>	South Carolina: Michael Carrera (11 points, 10 rebounds), Sindarius Thornwell (18 points, 11 rebounds), at Georgia, Feb. 2, 2016, in Athens, Ga. Opponent: Sebastain Saiz (21 points, 15 rebounds), Justas Furmanavicius (12 points, 10 rebounds), Ole Miss, March 4, 2017, in Oxford, Miss.
<b>A player had a triple-double:</b>	South Carolina: Sam Muldrow (16 points, 14 rebounds, 10 blocks) vs. Vanderbilt, Jan. 8, 2011 in Columbia, S.C. *** Only second triple-double in South Carolina history (Chuck Eidson (25 points, 10 rebounds, 10 assists) vs. SC State, Nov. 29, 2002 in Columbia, S.C. Opponent: Daniel Hackett (Southern California - 22 points, 10 rebounds, 10 assists), Nov. 17, 2007 in Columbia, S.C.
<b>Scored 30 or more points in back-to-back games:</b>	South Carolina: Devan Downey, 30 vs. Kentucky, Jan. 26, 2010 in Columbia, S.C. 33 vs. Georgia, Jan. 30, 2010, in Columbia, S.C.
<b>Scored 25 or more points in back-to-back games:</b>	South Carolina: Sindarius Thornwell, 28 at Mississippi State, Feb. 11, 2017, in Starkville, Miss. 27 vs. Arkansas, Feb. 15, 2017 in Columbia, S.C.

## A TEAM ...

<b>Scored 100 or more points:</b>	South Carolina: 103 vs. The Citadel, Nov. 12, 2007 in Columbia, S.C. Opponent: 107, Vanderbilt, Feb. 17, 1996 in Nashville, Tenn.
<b>Scored 50 points or less:</b>	South Carolina: 46, vs. Florida, March 4, 2014 in Columbia S.C. Opponent: 50, Baylor, March 24, 2017 in New York City
<b>Scored 50 points in a half:</b>	South Carolina: 65 (2nd half), vs. Duke, March 19, 2017, in Greenville, S.C. Opponent: 51 (2nd half), Duke, March 19, 2017, in Greenville, S.C.
<b>Failed to score 25 points in a half:</b>	South Carolina: 23 (1st half), vs. Duke, March 19, 2017, in Greenville, S.C. Opponent: 22 (1st half), Baylor, March 24, 2017, in New York City

<b>Collected 50 or more rebounds:</b>	South Carolina: 52, vs. Alabama, Feb. 7, 2017, in Columbia, S.C. Opponent: 62, Alabama, Feb. 7, 2017, in Columbia, S.C.
<b>Shot 60% or better from the field:</b>	South Carolina: 60.0% (39-65), vs. High Point, March 15, 2016, in Columbia, S.C. Opponent: 69.6% (32-46) Missouri, Feb. 28, 2013, in Columbia, S.C.
<b>Shot 50% or better from the field:</b>	South Carolina: 52.2% (35-67), vs. Marquette, March 17, 2017, in Greenville, S.C. Opponent: 53.6% (30-56), Arkansas, Feb. 15, 2017, in Columbia, S.C.
<b>Shot less than 30% from the field:</b>	South Carolina: 26.1% (23-88), vs. Alabama, Feb. 7, 2017, in Columbia, S.C. Opponent: 19.2% (10-52), Michigan, Nov. 23, 2016, in Columbia, S.C.
<b>Shot 50% or better from 3-point range (at least 10 attempts):</b>	South Carolina: 57.7% (15-26), vs. Auburn, Jan. 24, 2017, in Columbia, S.C. Opponent: 50.0% (7-14), Arkansas, Feb. 15, 2017, in Columbia, S.C.
<b>Shot 20% or less from 3-point range (at least 10 attempts):</b>	South Carolina: 16.1% (5-32), vs. Alabama, Feb. 7, 2017, in Columbia, S.C. Opponent: 7.7% (1-13), Tennessee, Feb. 25, 2017, in Columbia, S.C.
<b>Dished 20 or more assists:</b>	South Carolina: 23, vs. Auburn, Jan. 24, 2017, in Columbia, S.C. Opponent: 20, Mississippi State, Feb. 27, 2016, in Starkville, Miss.
<b>Made 35 or more shots:</b>	South Carolina: 35, vs. Marquette, March 17, 2017, in Greenville, S.C. Opponent: 35, vs. Tennessee, March 5, 2009, in Columbia, S.C.
<b>Attempted 80 or more shots:</b>	South Carolina: 88 vs. Alabama, Feb. 7, 2017, in Columbia, S.C. Opponent: 83, LSU, Feb. 10, 1996, in Columbia, S.C.
<b>Attempted 70 or more shots:</b>	South Carolina: 70, vs. Texas A&M, Jan. 7, 2017, in Columbia, S.C. Opponent: 71, Alabama, Feb. 7, 2017, in Columbia, S.C.
<b>Made 10 or more 3-pointers:</b>	South Carolina: 15, vs. Auburn, Jan. 24, 2017, in Columbia, S.C. Opponent: 10, Duke, March 19, 2017, in Greenville, S.C.
<b>Did not make a 3-pointer:</b>	South Carolina: vs. Milwaukee, Nov. 11, 2012, in Columbia, S.C. Opponent: Florida, Jan. 18, 2017, in Columbia, S.C.
<b>Attempted 30 or more 3-pointers:</b>	South Carolina: 30, at Ole Miss, March, 2017, in Columbia, S.C. Opponent: 30, High Point, March 15, 2016, in Columbia, S.C.
<b>Attempted 25 or more 3-pointers:</b>	South Carolina: 25, at Missouri, Jan. 28, 2017, in Columbia, Mo. Opponent: 27, Duke, March 19, 2017, in Greenville, S.C.
<b>Made 30 or more free throws:</b>	South Carolina: 35, vs. Alabama, Feb. 7, 2017, in Columbia, S.C. Opponent: 30, Tennessee, Jan. 23, 2016, in Knoxville, Tenn.
<b>Attempted 40 or more free throws:</b>	South Carolina: 50, vs. Alabama, Feb. 7, 2017, in Columbia, S.C. Opponent: 42, Kentucky, March 1, 2014, in Columbia, S.C.
<b>Swiped 15 or more steals:</b>	South Carolina: 15 vs. Vanderbilt, Jan. 16, 2010, in Columbia, S.C. Opponent: 15, Monmouth, Nov. 15, 2016, in Columbia, S.C.
<b>Blocked 12 or more shots:</b>	South Carolina: 12, vs. Vanderbilt, Jan. 8, 2011, in Columbia, S.C. Opponent: 12, Mississippi State, Jan. 26, 2016, in Columbia, S.C.
<b>Blocked 8 or more shots:</b>	South Carolina: 8, at Georgia, Jan. 4, 2017, in Athens, Ga. Opponent: 8, Vanderbilt, Feb. 18, 2017, in Nashville, Tenn.
<b>Won by 30 or more points:</b>	South Carolina: 42, vs. SC State, Nov. 18, 2016, in Columbia, S.C. Opponent: 34, Kentucky, Feb. 14, 2015, in Lexington, Ky.
<b>Won by 20 or more points:</b>	South Carolina: 20, vs. Baylor, March 24, 2017, in New York City Opponent: 27, Kentucky, Feb. 13, 2016, in Columbia, S.C.
<b>Played a single overtime game:</b>	Win: 70-69, vs. Monmouth, Nov. 15, 2016, in Columbia, S.C. Loss: 62-54 at Georgia, Feb. 23, 2013, in Athens, Ga.
<b>Played a double overtime game:</b>	Win: 87-85 vs. WKU, Nov. 27, 2010, in Bowling Green, Ky. Loss: 98-88 vs. Louisville, Feb. 20, 1988, in Columbia, S.C.
<b>South Carolina played a No. 1 Team in the country:</b>	Win: 68-62 vs. Kentucky, Jan. 26, 2010, in Columbia, S.C. Loss: 77-43 loss at Kentucky, Feb. 14, 2015, in Lexington, Ky.
<b>South Carolina played a top-5 opponent:</b>	Win: 68-62 vs. No. 1/1 Kentucky, Jan. 26, 2010, in Columbia, S.C. Loss: 85-69 loss to No. 5/5 Kentucky, Jan. 21, 2017, in Lexington, Ky.
<b>South Carolina played a top-10 opponent:</b>	Win: 88-81 win vs. No. 7/7 Duke, March 19, 2017, in Greenville, S.C. Loss: 58-43 loss vs. Kentucky, Jan. 24, 2015, in Columbia, S.C.
<b>South Carolina played a top-25 opponent:</b>	Win: 70-50 vs. No. 12/11 Baylor, March 24, 2017, in New York City Loss: 81-66 loss vs. No. 13/12 Florida, Feb. 21, 2017, in Gainesville, Fla.
<b>South Carolina defeated a ranked opponent:</b>	Home: 57-53 win vs. No. 19/21 Florida, Jan. 18, 2017, in Columbia, S.C. Away: 77-73 win at No. 13/19 Vanderbilt, March 6, 2010, in Nashville, Tenn. Neutral: 70-50 win vs. No. 12/11 Baylor, March 24, 2017, in New York City SEC Home: 57-53 win vs. No. 19/21 Florida, Jan. 18, 2017, in Columbia, S.C. SEC Away: 81-78 win at No. 8/8 Texas A&M, Feb. 6, 2016, in College Station, Texas Non-conference away: 85-84 win at No. 19/20 Baylor, Jan. 2, 2009, in Waco, Texas
<b>South Carolina defeated a top 10 opponent:</b>	Home: 68-62 win vs. No. 1/1 Kentucky, Jan. 26, 2010, in Columbia, S.C. Away: 81-78 win at No. 8/8 Texas A&M, Feb. 6, 2016, in College Station, Texas Neutral: 88-81 win vs. No. 7/7 Duke, March 19, 2017, in Greenville, S.C.
<b>A South Carolina win opened the season:</b>	Home: 85-76 win vs. La Tech on Nov. 11, 2016, in Columbia, S.C. Away: 81-63 win at Western Carolina, Nov. 12, 2005, in Cullowhee, N.C. Neutral: 74-61 win vs. Chaminade, Nov. 19, 2001, in Maui, Hawaii (Maui Invite)
<b>South Carolina opened SEC play:</b>	Home: 79-68 win vs. Texas A&M, Jan. 7, 2017, in Columbia, S.C. Away: 67-61 win at Georgia, Jan. 4, 2017, in Athens, Ga.





**2016-17 South Carolina Basketball**  
**South Carolina Combined Team Statistics (as of Mar 25, 2017)**  
**All games**

Overall record: 25-10 Conf: 12-6 Home: 15-3 Away: 6-5 Neutral: 4-2

##	Player	gp-gs	min	avg	Total		3-Point		F-Throw		Rebounds				pf	dq	a	to	blk	stl	pts	avg
					fg-fga	fg%	3fg-fga	3fg%	ft-fga	ft%	off	def	tot	avg								
00	THORNWELL, Sindari	29-29	991	34.2	183-414	.442	55-138	.399	201-243	.827	76	133	209	7.2	65	0	83	70	28	63	622	21.4
15	DOZIER, PJ	34-34	979	28.8	177-442	.400	41-136	.301	72-122	.590	36	125	161	4.7	96	4	98	74	8	57	467	13.7
10	NOTICE, Duane	35-35	1154	33.0	116-293	.396	67-195	.344	62-91	.681	29	59	88	2.5	50	0	81	51	7	37	361	10.3
30	SILVA, Chris	35-35	724	20.7	117-216	.542	0-1	.000	118-158	.747	74	129	203	5.8	134	10	12	67	47	21	352	10.1
04	FELDER, Rakym	34-1	491	14.4	61-144	.424	34-78	.436	42-64	.656	7	45	52	1.5	48	0	44	48	4	20	198	5.8
21	KOTSAR, Maik	35-31	833	23.8	89-184	.484	0-0	.000	21-51	.412	67	103	170	4.9	114	5	24	42	14	25	199	5.7
20	MCKIE, Justin	35-7	600	17.1	54-143	.378	22-70	.314	15-24	.625	23	50	73	2.1	49	0	46	22	3	20	145	4.1
02	GRAVETT, Hassani	33-3	568	17.2	38-129	.295	15-67	.224	20-31	.645	15	39	54	1.6	47	1	48	37	1	14	111	3.4
05	BLANTON, TeMarcus	21-0	124	5.9	10-26	.385	4-12	.333	4-8	.500	8	14	22	1.0	10	0	2	6	0	6	28	1.3
24	KEITA, Sedee	27-0	274	10.1	12-44	.273	0-1	.000	8-18	.444	20	37	57	2.1	38	1	3	15	11	7	32	1.2
23	HINSON, Evan	8-0	21	2.6	3-8	.375	1-5	.200	2-2	1.000	2	3	5	0.6	3	0	1	0	0	2	9	1.1
14	TUT, Ran	12-0	61	5.1	6-15	.400	0-1	.000	0-0	.000	4	11	15	1.3	3	0	2	1	3	3	12	1.0
31	HOLLIMAN, Jarrell	15-0	89	5.9	3-8	.375	0-0	.000	2-2	1.000	4	6	10	0.7	17	0	2	2	1	0	8	0.5
12	GUEYE, Khadim	28-0	198	7.1	3-12	.250	0-0	.000	5-8	.625	8	18	26	0.9	41	0	2	10	7	2	11	0.4
25	SCHMITT, Christian	5-0	7	1.4	0-1	.000	0-1	.000	0-0	.000	0	0	0	0.0	1	0	0	2	0	0	0	0.0
13	CORCHIANI, Tommy	5-0	11	2.2	0-0	.000	0-0	.000	0-0	.000	0	1	1	0.2	4	0	0	1	0	0	0	0.0
Team											67	61	128					16			2	
Total.....		35	7125		872-2079	.419	239-705	.339	572-822	.696	440	834	1274	36.4	720	21	448	464	134	277	2557	73.1
Opponents.....		35	7125		735-1849	.398	192-642	.299	605-841	.719	378	855	1233	35.2	736	20	337	604	129	212	2267	64.8

TEAM STATISTICS			SC	OPP	Date	Opponent	Score	Att.		
SCORING			2557	2267		11/11/16	LOUISIANA TECH	W	85-76	13344
Points per game			73.1	64.8	^	11/13/16	HOLY CROSS	W	81-49	9270
Scoring margin			+8.3	-	^	11/15/16	MONMOUTH	Wot	70-69	9779
FIELD GOALS-ATT			872-2079	735-1849	^	11/18/16	SC STATE	W	92-50	10159
Field goal pct			.419	.398		11/23/16	MICHIGAN	W	61-46	13051
3 POINT FG-ATT			239-705	192-642	\$	11/26/16	vs Syracuse	W	64-50	8733
3-point FG pct			.339	.299		12/1/16	VERMONT	W	68-50	11579
3-pt FG made per game			6.8	5.5		12/4/16	FIU	W	70-54	10587
FREE THROWS-ATT			572-822	605-841	%	12/12/16	vs SETON HALL	L	64-67	7558
Free throw pct			.696	.719		12/17/16	at USF	W	77-66	2489
F-Throws made per game			16.3	17.3		12/21/16	CLEMSON	L	60-62	17026
REBOUNDS			1274	1233		12/27/16	LANDER	W	90-62	10088
Rebounds per game			36.4	35.2		12/30/16	at Memphis	L	54-70	10812
Rebounding margin			+1.2	-	*	01/04/17	at Georgia	W	67-61	8856
ASSISTS			448	337	*	1/7/17	TEXAS A&M	W	79-68	14249
Assists per game			12.8	9.6	*	01/11/17	at Tennessee	W	70-60	13794
TURNOVERS			464	604	*	1/14/17	OLE MISS	W	67-56	15202
Turnovers per game			13.3	17.3	*	1/18/17	FLORIDA	W	57-53	15638
Turnover margin			+4.0	-	*	01-21-17	at Kentucky	L	69-85	24389
Assist/turnover ratio			1.0	0.6	*	1/24/17	AUBURN	W	98-69	14356
STEALS			277	212	*	1-28-17	at Mizzou	W	63-53	10190
Steals per game			7.9	6.1	*	02/01/17	at LSU	W	88-63	6478
BLOCKS			134	129	*	2/4/17	GEORGIA	W	77-75	18000
Blocks per game			3.8	3.7	*	2/7/17	ALABAMA	Lo4	86-90	14450
ATTENDANCE			241126	196190	*	02-11-17	at Mississippi State	W	77-73	7635
Home games-Avg/Game			18-13396	11-10302	*	2/15/17	ARKANSAS	L	76-83	13001
Neutral site-Avg/Game			-	6-13811	*	02/18/17	at Vanderbilt	L	62-71	10471
					*	2/21/17	at Florida	L	66-81	11051
					*	2/25/17	TENNESSEE	W	82-55	16117
					*	2/28/17	MISSISSIPPI STATE	W	63-57	15230
					*	3/4/17	at Ole Miss	L	70-75	7161
					#	03/10/17	vs Alabama	L	53-64	18130
					@	3/17/17	vs Marquette	W	93-73	14180
					&	3/19/17	vs Duke	W	88-81	14216
					+	3/24/17	vs Baylor	W	70-50	20047
Score by Periods			1st	2nd	OT	OT2	OT3	OT4	Totals	
South Carolina			1208	1310	16	11	8	4	2557	
Opponents			1051	1174	15	11	8	8	2267	

^ = Brooklyn Hoops Holiday Invitational (Columbia, S.C.)

\$ = Brooklyn Hoops Holiday Invitational (Brooklyn, N.Y.)

% = Under Armour Reunion (New York, N.Y.)

# = SEC Tournament (Nashville, Tenn.)

@ = NCAA Tournament First Round (Greenville, S.C.)

& = NCAA Tournament Second Round (Greenville, S.C.)

+ = NCAA Tournament Sweet 16 (New York, N.Y.)

\* = Conference game



# 2016-17 South Carolina Basketball South Carolina Combined Team Statistics (as of Mar 04, 2017) Conference games

Overall record: 12-6 Conf: 12-6 Home: 7-2 Away: 5-4 Neutral: 0-0

##	Player	gp-gs	min	avg	Total		3-Point		F-Throw		Rebounds				pf	dq	a	to	blk	stl	pts	avg
					fg-fga	fg%	3fg-fga	3fg%	ft-fa	ft%	off	def	tot	avg								
00	THORNWELL, Sindari	18-18	632	35.1	115-269	.428	29-81	.358	139-167	.832	49	86	135	7.5	42	0	44	42	14	44	398	22.1
15	DOZIER, PJ	17-17	505	29.7	77-225	.342	15-69	.217	40-74	.541	22	60	82	4.8	49	2	49	35	5	19	209	12.3
10	NOTICE, Duane	18-18	612	34.0	62-147	.422	36-98	.367	33-48	.688	15	29	44	2.4	30	0	37	20	6	22	193	10.7
30	SILVA, Chris	18-18	370	20.6	64-117	.547	0-0	.000	62-82	.756	35	55	90	5.0	69	6	5	38	15	13	190	10.6
04	FELDER, Rakym	18-1	241	13.4	28-78	.359	16-41	.390	23-34	.676	4	24	28	1.6	22	0	19	29	0	10	95	5.3
21	KOTSAR, Maik	18-15	417	23.2	32-79	.405	0-0	.000	11-29	.379	32	51	83	4.6	63	3	10	26	9	8	75	4.2
02	GRAVETT, Hassani	17-2	284	16.7	18-61	.295	8-33	.242	12-17	.706	9	15	24	1.4	23	0	23	17	0	7	56	3.3
20	MCKIE, Justin	18-1	276	15.3	20-56	.357	13-32	.406	6-10	.600	11	17	28	1.6	24	0	21	11	1	7	59	3.3
14	TUT, Ran	5-0	16	3.2	3-6	.500	0-0	.000	0-0	.000	0	0	0	0.0	2	0	0	1	0	0	6	1.2
05	BLANTON, TeMarcus	16-0	108	6.8	7-21	.333	2-9	.222	3-6	.500	7	10	17	1.1	10	0	2	4	0	6	19	1.2
23	HINSON, Evan	5-0	13	2.6	1-4	.250	1-3	.333	2-2	1.000	0	3	3	0.6	3	0	1	0	0	2	5	1.0
24	KEITA, Sedee	14-0	123	8.8	4-14	.286	0-1	.000	2-9	.222	6	21	27	1.9	21	1	1	10	6	3	10	0.7
31	HOLLIMAN, Jarrell	4-0	19	4.8	1-2	.500	0-0	.000	0-0	.000	2	0	2	0.5	5	0	0	1	0	0	2	0.5
13	CORCHIANI, Tommy	2-0	6	3.0	0-0	.000	0-0	.000	0-0	.000	0	0	0	0.0	1	0	0	0	0	0	0	0.0
25	SCHMITT, Christian	1-0	1	1.0	0-0	.000	0-0	.000	0-0	.000	0	0	0	0.0	0	0	0	0	0	0	0	0.0
12	GUEYE, Khadim	14-0	77	5.5	0-2	.000	0-0	.000	0-0	.000	2	7	9	0.6	16	0	1	5	1	1	0	0.0
Team											36	35	71					6				
Total.....		18	3700		432-1081	.400	120-367	.327	333-478	.697	230	413	643	35.7	380	12	213	245	57	142	1317	73.2
Opponents.....		18	3700		408-966	.422	104-332	.313	308-430	.716	192	466	658	36.6	401	11	188	332	85	105	1228	68.2

TEAM STATISTICS	SC	OPP	Date	Opponent	Score	Att.
SCORING	1317	1228	* 01/04/17	at Georgia	w 67-61	8856
Points per game	73.2	68.2	* 1/7/17	TEXAS A&M	w 79-68	14249
Scoring margin	+4.9	-	* 01/11/17	at Tennessee	w 70-60	13794
FIELD GOALS-ATT	432-1081	408-966	* 1/14/17	OLE MISS	w 67-56	15202
Field goal pct	.400	.422	* 1/18/17	FLORIDA	w 57-53	15638
3 POINT FG-ATT	120-367	104-332	* 01-21-17	at Kentucky	L 69-85	24389
3-point FG pct	.327	.313	* 1/24/17	AUBURN	w 98-69	14356
3-pt FG made per game	6.7	5.8	* 1-28-17	at Mizzou	w 63-53	10190
FREE THROWS-ATT	333-478	308-430	* 02/01/17	at LSU	w 88-63	6478
Free throw pct	.697	.716	* 2/4/17	GEORGIA	w 77-75	18000
F-Throws made per game	18.5	17.1	* 2/7/17	ALABAMA	Lo4 86-90	14450
REBOUNDS	643	658	* 02-11-17	at Mississippi State	w 77-73	7635
Rebounds per game	35.7	36.6	* 2/15/17	ARKANSAS	L 76-83	13001
Rebounding margin	-0.8	-	* 02/18/17	at Vanderbilt	L 62-71	10471
ASSISTS	213	188	* 2/21/17	at Florida	L 66-81	11051
Assists per game	11.8	10.4	* 2/25/17	TENNESSEE	w 82-55	16117
TURNOVERS	245	332	* 2/28/17	MISSISSIPPI STATE	w 63-57	15230
Turnovers per game	13.6	18.4	* 3/4/17	at Ole Miss	L 70-75	7161
Turnover margin	+4.8	-	^ = Brooklyn Hoops Holiday Invitational (Columbia, S.C.) \$ = Brooklyn Hoops Holiday Invitational (Brooklyn, N.Y.) * = Conference game			
Assist/turnover ratio	0.9	0.6				
STEALS	142	105				
Steals per game	7.9	5.8				
BLOCKS	57	85				
Blocks per game	3.2	4.7				
ATTENDANCE	136243	100025				
Home games-Avg/Game	9-15138	9-11114				
Neutral site-Avg/Game	-	0-0				

Score by Periods	1st	2nd	OT	OT2	OT3	OT4	Totals
South Carolina	602	686	6	11	8	4	1317
Opponents	577	618	6	11	8	8	1228



2016-17 South Carolina Basketball  
South Carolina Team Game-by-Game Comparison (as of Mar 25, 2017)  
All games

Opponent	1st	2nd	Score	Mar	Total FG	FG Pct	3-Pointers	3FG Pct	Free Throws	FT Pct	Rebounds	Assist	T/Over	Block	Steal	Fouls
LOUISIANA TECH	42/31	43/45	85-76	+9	30-57/24-55	.526/.436	9-18/7-20	.500/.350	16-26/21-30	.615/.700	35/29 +6	16/8	15/14	4/4	6/11	20/28
HOLY CROSS	44/32	37/17	81-49	+32	27-46/17-45	.587/.378	12-24/5-20	.500/.250	15-16/10-15	.938/.667	32/16 +16	17/12	11/9	6/0	4/3	17/16
MONMOUTH	29/22	31/38	70-69	+1	23-68/20-65	.338/.308	7-23/6-28	.304/.214	17-25/23-27	.680/.852	46/41 +5	15/10	20/18	5/4	7/15	22/24
SC STATE	50/25	42/25	92-50	+42	33-65/16-52	.508/.308	8-24/5-14	.333/.357	18-21/13-21	.857/.619	47/24 +23	17/6	13/14	9/1	6/6	17/19
MICHIGAN	33/27	28/19	61-46	+15	23-53/10-52	.434/.192	4-15/2-26	.267/.077	11-18/24-32	.611/.750	40/36 +4	10/2	13/16	6/0	5/7	24/17
Syracuse	37/26	27/24	64-50	+14	23-51/14-44	.451/.318	4-13/6-15	.308/.400	14-19/16-26	.737/.615	37/30 +7	13/9	15/17	1/2	12/6	21/19
VERMONT	43/32	25/18	68-50	+18	29-62/18-51	.468/.353	4-13/5-20	.308/.250	6-7/9-14	.857/.643	36/31 +5	18/5	13/18	3/2	11/7	15/14
FIU	36/22	34/32	70-54	+16	25-61/19-46	.410/.413	8-21/5-15	.381/.333	12-19/11-16	.632/.688	34/35 (1)	15/5	9/23	6/1	13/7	17/18
SETON HALL	34/27	30/40	64-67	(3)	22-57/19-55	.386/.345	5-16/3-12	.313/.250	15-25/26-36	.600/.722	35/49 (14)	6/6	13/17	4/2	10/6	23/18
USF	31/37	46/29	77-66	+11	27-62/21-50	.435/.420	10-25/6-11	.400/.545	13-20/18-27	.650/.667	34/41 (7)	18/5	7/17	4/2	9/3	21/18
CLEMSON	25/29	35/33	60-62	(2)	22-62/21-51	.355/.412	2-16/3-16	.125/.188	14-20/17-27	.700/.630	35/36 (1)	10/8	14/15	4/5	8/9	22/21
LANDER	53/16	37/46	90-62	+28	35-68/22-62	.515/.355	10-22/5-23	.455/.217	10-16/13-19	.625/.684	45/34 +11	18/12	12/13	10/4	6/7	16/17
Memphis	28/33	26/37	54-70	(16)	18-57/20-43	.316/.465	9-25/1-7	.360/.143	9-15/29-37	.600/.784	35/32 +3	12/14	19/16	2/4	6/4	30/18
Georgia	36/34	31/27	67-61	+6	26-61/17-47	.426/.362	5-17/4-13	.294/.308	10-17/23-30	.588/.767	34/40 (6)	11/10	8/16	8/3	7/2	23/17
TEXAS A&M	36/38	43/30	79-68	+11	28-70/27-51	.400/.529	9-25/11-19	.360/.579	14-17/3-5	.824/.600	30/37 (7)	14/16	6/25	2/4	11/3	10/15
Tennessee	27/21	43/39	70-60	+10	22-54/17-52	.407/.327	7-13/1-11	.538/.091	19-27/25-33	.704/.758	38/37 +1	12/10	22/22	5/5	12/6	26/22
OLE MISS	34/20	33/36	67-56	+11	20-55/17-55	.364/.309	5-20/5-17	.250/.294	22-31/17-23	.710/.739	42/32 +10	12/8	20/21	3/3	10/9	19/23
FLORIDA	21/28	36/25	57-53	+4	15-51/19-54	.294/.352	4-13/0-17	.308/.000	23-34/15-28	.676/.536	41/37 +4	8/8	15/16	6/5	7/9	28/27
Kentucky	38/47	31/38	69-85	(16)	24-58/28-48	.414/.583	5-20/8-20	.250/.400	16-19/21-28	.842/.750	27/32 (5)	11/17	13/17	1/5	7/6	26/16
AUBURN	48/27	50/42	98-69	+29	30-61/21-59	.492/.356	15-26/3-21	.577/.143	23-33/24-39	.697/.615	38/37 +1	23/8	15/19	5/8	7/7	29/24
Mizzou	26/22	37/31	63-53	+10	20-57/20-56	.351/.357	9-25/1-17	.360/.059	14-19/12-17	.737/.706	43/38 +5	9/8	14/15	4/0	6/2	19/21
LSU	50/32	38/31	88-63	+25	30-61/24-60	.492/.400	7-21/6-20	.333/.300	21-31/9-14	.677/.643	38/36 +2	10/10	14/22	1/3	10/7	17/23
GEORGIA	38/38	39/37	77-75	+2	26-60/24-49	.433/.490	11-24/5-9	.458/.556	14-25/22-28	.560/.786	28/36 (8)	13/12	8/15	2/5	9/6	22/20
ALABAMA	16/32	41/25	86-90	(4)	23-88/30-71	.261/.423	5-31/8-27	.161/.296	35-50/22-33	.700/.667	52/62 (10)	7/11	14/24	2/5	11/6	26/36
Mississippi State	36/36	41/37	77-73	+4	27-54/27-51	.500/.529	6-15/11-27	.400/.407	17-29/8-12	.586/.667	28/31 (3)	12/12	11/19	2/4	4/5	15/27
ARKANSAS	32/39	44/44	76-83	(7)	28-65/30-56	.431/.536	6-22/7-14	.273/.500	14-17/16-18	.824/.889	29/32 (3)	15/12	12/13	4/6	3/6	18/19
Vanderbilt	30/27	32/44	62-71	(9)	24-56/20-45	.429/.444	1-9/9-25	.111/.360	13-22/22-32	.591/.688	33/36 (3)	7/9	12/15	1/8	6/4	22/22
Florida	33/35	33/46	66-81	(15)	22-56/25-51	.393/.490	3-14/9-19	.214/.474	19-22/22-27	.864/.815	30/34 (4)	8/13	15/16	1/4	7/9	22/21
TENNESSEE	38/30	44/25	82-55	+27	27-60/18-54	.450/.333	9-23/1-13	.391/.077	19-26/18-21	.731/.857	38/29 +9	15/3	18/20	6/6	7/9	19/22
MISSISSIPPI STATE	32/29	31/28	63-57	+6	17-50/20-55	.340/.364	4-19/7-26	.211/.269	25-35/10-12	.714/.833	39/31 +8	9/10	16/20	1/7	10/6	14/26
Ole Miss	31/42	39/33	70-75	(5)	23-64/24-52	.359/.462	9-30/8-17	.300/.471	15-24/19-30	.625/.633	35/41 (6)	17/11	12/17	3/4	8/3	25/20
Alabama	22/23	31/41	53-64	(11)	18-49/22-49	.367/.449	4-17/5-15	.235/.333	13-23/15-21	.565/.714	27/42 (15)	5/13	9/13	3/0	6/1	20/22
Marquette	39/40	54/33	93-73	+20	35-67/25-54	.522/.463	8-24/11-28	.333/.393	13-19/12-14	.684/.857	36/28 +8	17/12	9/18	2/3	11/3	13/20
Duke	23/30	65/51	88-81	+7	27-63/22-53	.429/.415	7-22/10-27	.318/.370	27-32/27-29	.844/.931	37/34 +3	16/11	11/18	2/7	8/6	22/26
Baylor	37/22	33/28	70-50	+20	23-50/17-56	.460/.304	8-20/3-13	.400/.231	16-23/13-20	.696/.650	40/37 +3	12/11	16/16	6/3	7/6	20/20

Note: Game totals are displayed in the format TEAM/OPPONENT for each category





2016-17 South Carolina Basketball  
South Carolina Category Leaders (as of Mar 25, 2017)  
All games

Points	G	Pts	Pts/G
THORNWELL, Sindarius	29	622	21.4
DOZIER, PJ	34	467	13.7
NOTICE, Duane	35	361	10.3
SILVA, Chris	35	352	10.1
KOTSAR, Maik	35	199	5.7
FELDER, Rakym	34	198	5.8
MCKIE, Justin	35	145	4.1
GRAVETT, Hassani	33	111	3.4
KEITA, Sedee	27	32	1.2
BLANTON, TeMarcus	21	28	1.3
TUT, Ran	12	12	1.0
GUEYE, Khadim	28	11	0.4

FG Percentage	FG	Att	Pct
SILVA, Chris	117	216	.542
KOTSAR, Maik	89	184	.484
THORNWELL, Sindarius	183	414	.442
FELDER, Rakym	61	144	.424
DOZIER, PJ	177	442	.400
TUT, Ran	6	15	.400
NOTICE, Duane	116	293	.396
BLANTON, TeMarcus	10	26	.385
MCKIE, Justin	54	143	.378
HOLLIMAN, Jarrell	3	8	.375
HINSON, Evan	3	8	.375
GRAVETT, Hassani	38	129	.295

3-Point Percentage	3FG	Att	Pct
FELDER, Rakym	34	78	.436
THORNWELL, Sindarius	55	138	.399
NOTICE, Duane	67	195	.344
BLANTON, TeMarcus	4	12	.333
MCKIE, Justin	22	70	.314
DOZIER, PJ	41	136	.301
GRAVETT, Hassani	15	67	.224
HINSON, Evan	1	5	.200
TUT, Ran	0	1	.000
SCHMITT, Christian	0	1	.000
SILVA, Chris	0	1	.000
KEITA, Sedee	0	1	.000

Free Throw Percent	FG	Att	Pct
HINSON, Evan	2	2	1.000
HOLLIMAN, Jarrell	2	2	1.000
THORNWELL, Sindarius	201	243	.827
SILVA, Chris	118	158	.747
NOTICE, Duane	62	91	.681
FELDER, Rakym	42	64	.656
GRAVETT, Hassani	20	31	.645
GUEYE, Khadim	5	8	.625
MCKIE, Justin	15	24	.625
DOZIER, PJ	72	122	.590
BLANTON, TeMarcus	4	8	.500
KEITA, Sedee	8	18	.444

Scoring Average	G	Pts	Avg/G
THORNWELL, Sindarius	29	622	21.4
DOZIER, PJ	34	467	13.7
NOTICE, Duane	35	361	10.3
SILVA, Chris	35	352	10.1
FELDER, Rakym	34	198	5.8
KOTSAR, Maik	35	199	5.7
MCKIE, Justin	35	145	4.1
GRAVETT, Hassani	33	111	3.4
BLANTON, TeMarcus	21	28	1.3
KEITA, Sedee	27	32	1.2
HINSON, Evan	8	9	1.1
TUT, Ran	12	12	1.0

Field Goal Attempts	G	Att	Att/G
DOZIER, PJ	34	442	13.0
THORNWELL, Sindarius	29	414	14.3
NOTICE, Duane	35	293	8.4
SILVA, Chris	35	216	6.2
KOTSAR, Maik	35	184	5.3

Field Goals Made	G	Made	Made/G
THORNWELL, Sindarius	29	183	6.3
DOZIER, PJ	34	177	5.2
SILVA, Chris	35	117	3.3
NOTICE, Duane	35	116	3.3
KOTSAR, Maik	35	89	2.5

3-Point FG Attempts	G	Att	Att/G
NOTICE, Duane	35	195	5.6
THORNWELL, Sindarius	29	138	4.8
DOZIER, PJ	34	136	4.0
FELDER, Rakym	34	78	2.3
MCKIE, Justin	35	70	2.0

3-Point FG Made	G	Made	Made/G
NOTICE, Duane	35	67	1.9
THORNWELL, Sindarius	29	55	1.9
DOZIER, PJ	34	41	1.2
FELDER, Rakym	34	34	1.0
MCKIE, Justin	35	22	0.6

Free Throw Attempts	G	Att	Att/G
THORNWELL, Sindarius	29	243	8.4
SILVA, Chris	35	158	4.5
DOZIER, PJ	34	122	3.6
NOTICE, Duane	35	91	2.6
FELDER, Rakym	34	64	1.9

Free Throws Made	G	Made	Made/G
THORNWELL, Sindarius	29	201	6.9
SILVA, Chris	35	118	3.4
DOZIER, PJ	34	72	2.1
NOTICE, Duane	35	62	1.8
FELDER, Rakym	34	42	1.2



2016-17 South Carolina Basketball  
South Carolina Category Leaders (as of Mar 25, 2017)  
All games

Rebounds	G	Reb	Reb/G
THORNWELL, Sindarius	29	209	7.2
SILVA, Chris	35	203	5.8
KOTSAR, Maik	35	170	4.9
DOZIER, PJ	34	161	4.7
NOTICE, Duane	35	88	2.5

Rebound Average	G	Reb	Avg/G
THORNWELL, Sindarius	29	209	7.2
SILVA, Chris	35	203	5.8
KOTSAR, Maik	35	170	4.9
DOZIER, PJ	34	161	4.7
NOTICE, Duane	35	88	2.5

Offensive Rebounds	G	No.	Avg/G
THORNWELL, Sindarius	29	76	2.6
SILVA, Chris	35	74	2.1
KOTSAR, Maik	35	67	1.9
DOZIER, PJ	34	36	1.1
NOTICE, Duane	35	29	0.8

Defensive Rebounds	G	No.	Avg/G
THORNWELL, Sindarius	29	133	4.6
SILVA, Chris	35	129	3.7
DOZIER, PJ	34	125	3.7
KOTSAR, Maik	35	103	2.9
NOTICE, Duane	35	59	1.7

Fouls	G	No.	Per/G
SILVA, Chris	35	134	3.8
KOTSAR, Maik	35	114	3.3
DOZIER, PJ	34	96	2.8
THORNWELL, Sindarius	29	65	2.2
NOTICE, Duane	35	50	1.4

Foulsouts	G	No.
SILVA, Chris	35	10
KOTSAR, Maik	35	5
DOZIER, PJ	34	4
GRAVETT, Hassani	33	1
KEITA, Sedee	27	1

Assists	G	No.	Ast/G
DOZIER, PJ	34	98	2.9
THORNWELL, Sindarius	29	83	2.9
NOTICE, Duane	35	81	2.3
GRAVETT, Hassani	33	48	1.5
MCKIE, Justin	35	46	1.3

Steals	G	No.	Stl/G
THORNWELL, Sindarius	29	63	2.2
DOZIER, PJ	34	57	1.7
NOTICE, Duane	35	37	1.1
KOTSAR, Maik	35	25	0.7
SILVA, Chris	35	21	0.6

Blocked Shots	G	No.	Blk/G
SILVA, Chris	35	47	1.3
THORNWELL, Sindarius	29	28	1.0
KOTSAR, Maik	35	14	0.4
KEITA, Sedee	27	11	0.4
DOZIER, PJ	34	8	0.2

Minutes	G	No.	Min/G
NOTICE, Duane	35	1154	33.0
THORNWELL, Sindarius	29	991	34.2
DOZIER, PJ	34	979	28.8
KOTSAR, Maik	35	833	23.8
SILVA, Chris	35	724	20.7

Turnovers	G	No.	TO/G
DOZIER, PJ	34	74	2.2
THORNWELL, Sindarius	29	70	2.4
SILVA, Chris	35	67	1.9
NOTICE, Duane	35	51	1.5
FELDER, Rakym	34	48	1.4



2016-17 South Carolina Basketball  
South Carolina Team High/Low Analysis (as of Mar 25, 2017)  
All games

South Carolina - TEAM GAME HIGHS

POINTS	98	AUBURN (1/24/17)
	93	vs Marquette (3/17/17)
	92	SC STATE (11/18/16)
	90	LANDER (12/27/16)
	88	vs Duke (3/19/17)
	88	at LSU (02/01/17)
FIELD GOALS MADE	35	vs Marquette (3/17/17)
	35	LANDER (12/27/16)
FIELD GOAL ATTEMPTS	88	ALABAMA (2/7/17)
	70	TEXAS A&M (1/7/17)
FIELD GOAL PERCENTAGE	.587 (27-46)	HOLY CROSS (11/13/16)
	.526 (30-57)	LOUISIANA TECH (11/11/16)
3 PT FIELD GOALS MADE	15	AUBURN (1/24/17)
	12	HOLY CROSS (11/13/16)
3 PT FG ATTEMPTS	31	ALABAMA (2/7/17)
	30	at Ole Miss (3/4/17)
3 PT FG PERCENTAGE	.577 (15-26)	AUBURN (1/24/17)
	.538 (7-13)	at Tennessee (01/11/17)
FREE THROWS MADE	35	ALABAMA (2/7/17)
	27	vs Duke (3/19/17)
FREE THROW ATTEMPTS	50	ALABAMA (2/7/17)
	35	MISSISSIPPI STATE (2/28/17)
FREE THROW PERCENTAGE	.938 (15-16)	HOLY CROSS (11/13/16)
	.864 (19-22)	at Florida (2/21/17)
REBOUNDS	52	ALABAMA (2/7/17)
	47	SC STATE (11/18/16)
ASSISTS	23	AUBURN (1/24/17)
	18	LANDER (12/27/16)
	18	at USF (12/17/16)
	18	VERMONT (12/1/16)
STEALS	13	FIU (12/4/16)
	12	at Tennessee (01/11/17)
	12	vs Syracuse (11/26/16)
BLOCKED SHOTS	10	LANDER (12/27/16)
	9	SC STATE (11/18/16)
TURNOVERS	22	at Tennessee (01/11/17)
	20	OLE MISS (1/14/17)
	20	MONMOUTH (11/15/16)
FOULS	30	at Memphis (12/30/16)
	29	AUBURN (1/24/17)





2016-17 South Carolina Basketball  
South Carolina High/Low Analysis (as of Mar 25, 2017)  
All games

Opponent - GAME HIGHS

POINTS	90	ALABAMA (2/7/17)
	85	at Kentucky (01-21-17)
	83	ARKANSAS (2/15/17)
	81	vs Duke (3/19/17)
	81	at Florida (2/21/17)
FIELD GOALS MADE	30	ARKANSAS (2/15/17)
	30	ALABAMA (2/7/17)
FIELD GOAL ATTEMPTS	71	ALABAMA (2/7/17)
	65	MONMOUTH (11/15/16)
FIELD GOAL PERCENTAGE	.583 (28-48)	at Kentucky (01-21-17)
	.536 (30-56)	ARKANSAS (2/15/17)
3 PT FIELD GOALS MADE	11	vs Marquette (3/17/17)
	11	at Mississippi State (02-11-17)
	11	TEXAS A&M (1/7/17)
3 PT FG ATTEMPTS	28	vs Marquette (3/17/17)
	28	MONMOUTH (11/15/16)
3 PT FG PERCENTAGE	.579 (11-19)	TEXAS A&M (1/7/17)
	.556 (5-9)	GEORGIA (2/4/17)
FREE THROWS MADE	29	at Memphis (12/30/16)
	27	vs Duke (3/19/17)
FREE THROW ATTEMPTS	39	AUBURN (1/24/17)
	37	at Memphis (12/30/16)
FREE THROW PERCENTAGE	.931 (27-29)	vs Duke (3/19/17)
	.889 (16-18)	ARKANSAS (2/15/17)
REBOUNDS	62	ALABAMA (2/7/17)
	49	vs SETON HALL (12/12/16)
ASSISTS	17	at Kentucky (01-21-17)
	16	TEXAS A&M (1/7/17)
STEALS	15	MONMOUTH (11/15/16)
	11	LOUISIANA TECH (11/11/16)
BLOCKED SHOTS	8	at Vanderbilt (02/18/17)
	8	AUBURN (1/24/17)
TURNOVERS	25	TEXAS A&M (1/7/17)
	24	ALABAMA (2/7/17)
FOULS	36	ALABAMA (2/7/17)
	28	LOUISIANA TECH (11/11/16)



2016-17 South Carolina Basketball  
South Carolina High/Low Analysis (as of Mar 25, 2017)  
All games

South Carolina - GAME LOWS

POINTS	53	vs Alabama (03/10/17)
	54	at Memphis (12/30/16)
	57	FLORIDA (1/18/17)
	60	CLEMSON (12/21/16)
	61	MICHIGAN (11/23/16)
FIELD GOALS MADE	15	FLORIDA (1/18/17)
	17	MISSISSIPPI STATE (2/28/17)
FIELD GOAL ATTEMPTS	46	HOLY CROSS (11/13/16)
	49	vs Alabama (03/10/17)
FIELD GOAL PERCENTAGE	.261 (23-88)	ALABAMA (2/7/17)
	.294 (15-51)	FLORIDA (1/18/17)
3 PT FIELD GOALS MADE	1	at Vanderbilt (02/18/17)
	2	CLEMSON (12/21/16)
3 PT FG ATTEMPTS	9	at Vanderbilt (02/18/17)
	13	vs Syracuse (11/26/16)
	13	VERMONT (12/1/16)
	13	at Tennessee (01/11/17)
	13	FLORIDA (1/18/17)
3 PT FG PERCENTAGE	.111 (1-9)	at Vanderbilt (02/18/17)
	.125 (2-16)	CLEMSON (12/21/16)
FREE THROWS MADE	6	VERMONT (12/1/16)
	9	at Memphis (12/30/16)
FREE THROW ATTEMPTS	7	VERMONT (12/1/16)
	15	at Memphis (12/30/16)
FREE THROW PERCENTAGE	.560 (14-25)	GEORGIA (2/4/17)
	.565 (13-23)	vs Alabama (03/10/17)
REBOUNDS	27	at Kentucky (01-21-17)
	27	vs Alabama (03/10/17)
ASSISTS	5	vs Alabama (03/10/17)
	6	vs SETON HALL (12/12/16)
STEALS	3	ARKANSAS (2/15/17)
	4	HOLY CROSS (11/13/16)
	4	at Mississippi State (02-11-17)
BLOCKED SHOTS	1	vs Syracuse (11/26/16)
	1	at Kentucky (01-21-17)
	1	at LSU (02/01/17)
	1	at Vanderbilt (02/18/17)
	1	at Florida (2/21/17)
	1	MISSISSIPPI STATE (2/28/17)
TURNOVERS	6	TEXAS A&M (1/7/17)
	7	at USF (12/17/16)
FOULS	10	TEXAS A&M (1/7/17)
	13	vs Marquette (3/17/17)



2016-17 South Carolina Basketball  
South Carolina High/Low Analysis (as of Mar 25, 2017)  
All games

Opponent - GAME LOWS

POINTS	46	MICHIGAN (11/23/16)
	49	HOLY CROSS (11/13/16)
	50	SC STATE (11/18/16)
	50	vs Syracuse (11/26/16)
	50	VERMONT (12/1/16)
	50	vs Baylor (3/24/17)
FIELD GOALS MADE	10	MICHIGAN (11/23/16)
	14	vs Syracuse (11/26/16)
FIELD GOAL ATTEMPTS	43	at Memphis (12/30/16)
	44	vs Syracuse (11/26/16)
FIELD GOAL PERCENTAGE	.192 (10-52)	MICHIGAN (11/23/16)
	.304 (17-56)	vs Baylor (3/24/17)
3 PT FIELD GOALS MADE	0	FLORIDA (1/18/17)
	1	at Memphis (12/30/16)
	1	at Tennessee (01/11/17)
	1	at Mizzou (1-28-17)
	1	TENNESSEE (2/25/17)
3 PT FG ATTEMPTS	7	at Memphis (12/30/16)
	9	GEORGIA (2/4/17)
3 PT FG PERCENTAGE	.000 (0-17)	FLORIDA (1/18/17)
	.059 (1-17)	at Mizzou (1-28-17)
FREE THROWS MADE	3	TEXAS A&M (1/7/17)
	8	at Mississippi State (02-11-17)
FREE THROW ATTEMPTS	5	TEXAS A&M (1/7/17)
	12	at Mississippi State (02-11-17)
	12	MISSISSIPPI STATE (2/28/17)
FREE THROW PERCENTAGE	.536 (15-28)	FLORIDA (1/18/17)
	.600 (3-5)	TEXAS A&M (1/7/17)
REBOUNDS	16	HOLY CROSS (11/13/16)
	24	SC STATE (11/18/16)
ASSISTS	2	MICHIGAN (11/23/16)
	3	TENNESSEE (2/25/17)
STEALS	1	vs Alabama (03/10/17)
	2	at Georgia (01/04/17)
	2	at Mizzou (1-28-17)
BLOCKED SHOTS	0	HOLY CROSS (11/13/16)
	0	MICHIGAN (11/23/16)
	0	at Mizzou (1-28-17)
	0	vs Alabama (03/10/17)
TURNOVERS	9	HOLY CROSS (11/13/16)
	13	LANDER (12/27/16)
	13	ARKANSAS (2/15/17)
	13	vs Alabama (03/10/17)
FOULS	14	VERMONT (12/1/16)
	15	TEXAS A&M (1/7/17)





2016-17 South Carolina Basketball  
South Carolina Player High/Low Analysis (as of Mar 25, 2017)  
All games

South Carolina - I N D I V I D U A L G A M E H I G H S

Points	44		THORNWELL, Sindarius vs Alabama (2/7/17)
	34		THORNWELL, Sindarius at Kentucky (01-21-17)
	29		THORNWELL, Sindarius vs Marquette (3/17/17)
	28		THORNWELL, Sindarius at Mississippi State (02-11-17)
	27		THORNWELL, Sindarius vs Arkansas (2/15/17)
	27		NOTICE, Duane vs Auburn (1/24/17)
	27		NOTICE, Duane vs FIU (12/4/16)
Field Goals Made	10		THORNWELL, Sindarius vs Marquette (3/17/17)
	10		THORNWELL, Sindarius vs Arkansas (2/15/17)
	10		DOZIER, PJ vs Clemson (12/21/16)
Field Goal Att.	25		THORNWELL, Sindarius vs Alabama (2/7/17)
	24		DOZIER, PJ vs Alabama (2/7/17)
FG Pct (min 5 made)	1.000	(7-7)	KOTSAR, Maik vs SC State (11/18/16)
	.857	(6-7)	SILVA, Chris at Georgia (01/04/17)
3-Point FG Made	6		NOTICE, Duane vs Auburn (1/24/17)
	6		NOTICE, Duane vs FIU (12/4/16)
3-Point FG Att.	11		THORNWELL, Sindarius at Ole Miss (3/4/17)
	10		THORNWELL, Sindarius vs Baylor (3/24/17)
	10		NOTICE, Duane vs Marquette (3/17/17)
	10		NOTICE, Duane at USF (12/17/16)
	10		NOTICE, Duane vs FIU (12/4/16)
3-Pt FG Pct (min 2 made)	1.000	(3-3)	FELDER, Rakym vs Texas A&M (1/7/17)
	1.000	(2-2)	MCKIE, Justin at LSU (02/01/17)
	1.000	(2-2)	BLANTON, TeMarcus at Kentucky (01-21-17)
	1.000	(2-2)	FELDER, Rakym vs Holy Cross (11/13/16)
Free Throws Made	25		THORNWELL, Sindarius vs Alabama (2/7/17)
	14		THORNWELL, Sindarius at Kentucky (01-21-17)
Free Throw Att.	33		THORNWELL, Sindarius vs Alabama (2/7/17)
	16		THORNWELL, Sindarius at Ole Miss (3/4/17)
FT Pct (min 3 made)	1.000	(11-11)	THORNWELL, Sindarius at Florida (2/21/17)
	1.000	(9-9)	THORNWELL, Sindarius at Vanderbilt (02/18/17)
	1.000	(8-8)	SILVA, Chris vs Auburn (1/24/17)
	1.000	(7-7)	THORNWELL, Sindarius at Mizzou (1-28-17)
	1.000	(6-6)	THORNWELL, Sindarius vs Holy Cross (11/13/16)
	1.000	(5-5)	SILVA, Chris vs Duke (3/19/17)
	1.000	(5-5)	THORNWELL, Sindarius vs Arkansas (2/15/17)
	1.000	(5-5)	NOTICE, Duane at LSU (02/01/17)
	1.000	(5-5)	THORNWELL, Sindarius vs Auburn (1/24/17)
	1.000	(5-5)	SILVA, Chris vs Florida (1/18/17)
	1.000	(5-5)	SILVA, Chris vs SC State (11/18/16)
	1.000	(4-4)	SILVA, Chris vs Marquette (3/17/17)
	1.000	(4-4)	SILVA, Chris vs Tennessee (2/25/17)
	1.000	(4-4)	THORNWELL, Sindarius vs Tennessee (2/25/17)
	1.000	(4-4)	FELDER, Rakym vs Ole Miss (1/14/17)
	1.000	(4-4)	FELDER, Rakym vs Texas A&M (1/7/17)
	1.000	(4-4)	DOZIER, PJ at Georgia (01/04/17)
	1.000	(4-4)	GUEYE, Khadim vs SC State (11/18/16)
	1.000	(4-4)	THORNWELL, Sindarius vs SC State (11/18/16)
	1.000	(4-4)	DOZIER, PJ vs Holy Cross (11/13/16)
	1.000	(3-3)	NOTICE, Duane vs Duke (3/19/17)
	1.000	(3-3)	NOTICE, Duane vs Texas A&M (1/7/17)
	1.000	(3-3)	FELDER, Rakym vs Lander (12/27/16)
Rebounds	21		THORNWELL, Sindarius vs Alabama (2/7/17)

	11	THORNWELL, Sindarius vs Marquette (3/17/17)
	11	SILVA, Chris vs Mississippi State (2/28/17)
	11	THORNWELL, Sindarius at Mizzou (1-28-17)
	11	SILVA, Chris vs Ole Miss (1/14/17)
	11	THORNWELL, Sindarius at Georgia (01/04/17)
	11	KOTSAR, Maik vs Lander (12/27/16)
	11	SILVA, Chris vs Lander (12/27/16)
Assists	9	THORNWELL, Sindarius vs Vermont (12/1/16)
	6	THORNWELL, Sindarius at Ole Miss (3/4/17)
	6	GRAVETT, Hassani at Ole Miss (3/4/17)
	6	DOZIER, PJ vs Arkansas (2/15/17)
	6	DOZIER, PJ vs SC State (11/18/16)
	6	THORNWELL, Sindarius vs Louisiana Tech (11/11/16)
Steals	6	THORNWELL, Sindarius at Georgia (01/04/17)
	5	THORNWELL, Sindarius vs Texas A&M (1/7/17)
Blocked Shots	5	SILVA, Chris vs FIU (12/4/16)
	4	SILVA, Chris vs SETON HALL (12/12/16)
Turnovers	6	THORNWELL, Sindarius vs Alabama (2/7/17)
	6	DOZIER, PJ at Tennessee (01/11/17)
	6	THORNWELL, Sindarius vs Louisiana Tech (11/11/16)
Fouls	5	KOTSAR, Maik vs Baylor (3/24/17)
	5	DOZIER, PJ vs Duke (3/19/17)
	5	KOTSAR, Maik vs Duke (3/19/17)
	5	SILVA, Chris at Ole Miss (3/4/17)
	5	SILVA, Chris at Florida (2/21/17)
	5	SILVA, Chris vs Arkansas (2/15/17)
	5	SILVA, Chris at Mississippi State (02-11-17)
	5	SILVA, Chris vs Alabama (2/7/17)
	5	DOZIER, PJ vs Alabama (2/7/17)
	5	KOTSAR, Maik vs Alabama (2/7/17)
	5	SILVA, Chris vs Georgia (2/4/17)
	5	KOTSAR, Maik vs Georgia (2/4/17)
	5	KEITA, Sedee vs Florida (1/18/17)
	5	KOTSAR, Maik vs Ole Miss (1/14/17)
	5	DOZIER, PJ at Tennessee (01/11/17)
	5	GRAVETT, Hassani at Memphis (12/30/16)
	5	DOZIER, PJ at Memphis (12/30/16)
	5	SILVA, Chris at Memphis (12/30/16)
	5	SILVA, Chris vs Clemson (12/21/16)
	5	SILVA, Chris vs SETON HALL (12/12/16)
	5	SILVA, Chris vs Monmouth (11/15/16)
Minutes	56	THORNWELL, Sindarius vs Alabama (2/7/17)
	54	DOZIER, PJ vs Alabama (2/7/17)
	54	NOTICE, Duane vs Alabama (2/7/17)
	41	THORNWELL, Sindarius vs Monmouth (11/15/16)
	41	NOTICE, Duane vs Monmouth (11/15/16)



2016-17 South Carolina Basketball  
South Carolina Opponent High/Low Analysis (as of Mar 25, 2017)  
All games

OPPONENT INDIVIDUAL GAME HIGHS

Points	28		Crawford,Markel at Memphis (12/30/16)
	27		Monk, Malik at Kentucky (01-21-17)
	26		Allen, KeVaughn at Florida (2/21/17)
	25		DJ Hogg vs Texas A&M (1/7/17)
	25		MCMURRAY, Jahmal at USF (12/17/16)
Field Goals Made	9		Saiz,Sebastian at Ole Miss (3/4/17)
	9		Barford, Jaylen vs Arkansas (2/15/17)
	9		Johnson Jr, Avery vs Alabama (2/7/17)
	9		Monk, Malik at Kentucky (01-21-17)
	9		DJ Hogg vs Texas A&M (1/7/17)
	9		Crawford,Markel at Memphis (12/30/16)
Field Goal Att.	21		Johnson Jr, Avery vs Alabama (2/7/17)
	18		CARRINGTON,KHADEEN vs SETON HALL (12/12/16)
FG Pct (min 5 made)	.833	(5-6)	Adebayo, Edrice at Kentucky (01-21-17)
	.833	(5-6)	Rahu Purdie vs Lander (12/27/16)
3-Point FG Made	7		DJ Hogg vs Texas A&M (1/7/17)
	5		Tyson Carter at Mississippi State (02-11-17)
	5		Johnson Jr, Avery vs Alabama (2/7/17)
	5		MCMURRAY, Jahmal at USF (12/17/16)
3-Point FG Att.	10		Grayson Allen vs Duke (3/19/17)
	10		Tyson Carter at Mississippi State (02-11-17)
	10		Johnson Jr, Avery vs Alabama (2/7/17)
3-Pt FG Pct (min 2 made)	1.000	(3-3)	Neal,Cullen vs Ole Miss (1/14/17)
	1.000	(2-2)	Parker, Juwan at Georgia (01/04/17)
	1.000	(2-2)	BRACEY, DaQuan vs Louisiana Tech (11/11/16)
Free Throws Made	13		Allen, KeVaughn at Florida (2/21/17)
	11		Lawson,Dedric at Memphis (12/30/16)
Free Throw Att.	15		Furmanavicius,Justas at Ole Miss (3/4/17)
	14		Allen, KeVaughn at Florida (2/21/17)
FT Pct (min 3 made)	1.000	(8-8)	Luke Kennard vs Duke (3/19/17)
	1.000	(7-7)	Grayson Allen vs Duke (3/19/17)
	1.000	(7-7)	Hornbeak, Je'lon vs Monmouth (11/15/16)
	1.000	(6-6)	Macon, Daryl vs Arkansas (2/15/17)
	1.000	(6-6)	REED, Marcquise vs Clemson (12/21/16)
	1.000	(5-5)	Frank Jackson vs Duke (3/19/17)
	1.000	(5-5)	Norris, Riley vs Alabama (2/7/17)
	1.000	(5-5)	Parker, Juwan vs Georgia (2/4/17)
	1.000	(5-5)	Barry, Canyon vs Florida (1/18/17)
	1.000	(4-4)	Mario Kegler vs Mississippi State (2/28/17)
	1.000	(4-4)	FISHER-DAVIS, Matthe at Vanderbilt (02/18/17)
	1.000	(4-4)	Johnson, Ronnie vs Auburn (1/24/17)
	1.000	(4-4)	Hubbs III, Robert at Tennessee (01/11/17)
	1.000	(3-3)	Hall, Donta vs Alabama (03/10/17)
	1.000	(3-3)	LACHANCE, Riley at Vanderbilt (02/18/17)
	1.000	(3-3)	Barford, Jaylen vs Arkansas (2/15/17)
	1.000	(3-3)	Hawkins, Dominique at Kentucky (01-21-17)
	1.000	(3-3)	Neal,Cullen vs Ole Miss (1/14/17)
	1.000	(3-3)	Martin,Jeremiah at Memphis (12/30/16)
Rebounds	15		Amile Jefferson vs Duke (3/19/17)
	15		Saiz,Sebastian at Ole Miss (3/4/17)
	15		Saiz,Sebastian vs Ole Miss (1/14/17)
	15		Lawson,Dedric at Memphis (12/30/16)
Assists	8		Lawson,Dedric at Memphis (12/30/16)



	7	Hawkins, Dominique at Kentucky (01-21-17)
Steals	4	Williams, Grant vs Tennessee (2/25/17)
	4	Hill, Kasey vs Florida (1/18/17)
	4	Bell-Haynes, Trae vs Vermont (12/1/16)
	4	Seaborn, Micah vs Monmouth (11/15/16)
Blocked Shots	6	Amile Jefferson vs Duke (3/19/17)
	4	Kingsley, Moses vs Arkansas (2/15/17)
	4	Hall, Donta vs Alabama (2/7/17)
	4	Maten, Yante vs Georgia (2/4/17)
Turnovers	8	Tyree,Breein at Ole Miss (3/4/17)
	8	Irvin, Zak vs Michigan (11/23/16)
Fouls	5	Jayson Tatum vs Duke (3/19/17)
	5	Matt Jones vs Duke (3/19/17)
	5	Luke Kennard vs Duke (3/19/17)
	5	Hall, Donta vs Alabama (03/10/17)
	5	Davis, Terence at Ole Miss (3/4/17)
	5	Xavian Stapleton vs Mississippi State (2/28/17)
	5	Thomas, Dustin vs Arkansas (2/15/17)
	5	Aric Holman at Mississippi State (02-11-17)
	5	Taylor, Jimmie vs Alabama (2/7/17)
	5	Key, Braxton vs Alabama (2/7/17)
	5	Ingram, Dazon vs Alabama (2/7/17)
	5	Maten, Yante vs Georgia (2/4/17)
	5	Harris, Jordan vs Georgia (2/4/17)
	5	PHILLIPS at Mizzou (1-28-17)
	5	Hill, Kasey vs Florida (1/18/17)
	5	DJITTE, Sidy vs Clemson (12/21/16)
	5	Lamb, Anthony vs Vermont (12/1/16)
	5	Irvin, Zak vs Michigan (11/23/16)
	5	BRACEY, DaQuan vs Louisiana Tech (11/11/16)
	5	BOYKINS, Jacobi vs Louisiana Tech (11/11/16)