



2015-16 Women's Basketball SOUTH CAROLINA

Assoc. Media Relations Director: Diana Koval | Office: 803.777.7977 | Cell: 314.369.6050 | Email: dkoval@mailbox.sc.edu | Twitter: @DianaKovalSID
Website: www.GamecocksOnline.com | Twitter: @GamecockWBB | Instagram: @GamecockWBB | Facebook: @GamecockWBB

Game 9

Dec. 13, 2015 • 2 p.m. • Columbia, S.C. • Colonial Life Arena (18,000)

South Carolina Gamecocks
8-0



vs.



Winthrop Eagles
2-6

Ranking: 2/2 (AP/Coaches)

Head Coach: Dawn Staley

Record at South Carolina: 163-74 (8th)

Career Record: 335-154 (16th)

Top Scorer: A'ja Wilson (18.4)

Top Rebounder: A'ja Wilson (9.3)

Ranking: --

Head Coach: Kevin Cook

Record at Winthrop: 64-40 (4th)

Career Record: 111-95 (8th)

Top Scorer: Erica Williams (17.9)

Top Rebounder: Arianne Whitaker (8.4)

Schedule/Results

Nov. 13	#6/10 Ohio State (SECN+)	W, 88-80
Nov. 15	UNCG (SECN+)	W, 92-44
Nov. 18	at Clemson (ESPN3)	W, 67-41
Nov. 22	at UCLA (Pac-12 Network)	W, 68-65

*Waikiki Beach Marriott
Rainbow Wahine Showdown*

Nov. 27	vs. #16/18 Arizona State	W, 60-58
Nov. 28	vs. CSU Bakersfield	W, 90-71
Nov. 29	at Hawaii	W, 67-51

Dec. 6	#14/13 Duke (ESPN2)	W, 66-55
Dec. 13	Winthrop (SECN)	2 p.m.
Dec. 16	Hampton (SECN+)	7 p.m.

CresCom Bank Carolinas College Women's Challenge

Dec. 20	vs. East Carolina	1 p.m.
---------	-------------------	--------

Dec. 22	Elon (SECN+)	7 p.m.
Jan. 3	Arkansas* (ESPN2)	3 p.m.
Jan. 7	at Vanderbilt* (SECN^)	9 p.m.
Jan. 10	Missouri* (SECN)	Noon
Jan. 14	at Kentucky* (SECN)	7 p.m.
Jan. 17	Texas A&M* (ESPN2)	1:30 p.m.
Jan. 21	at Auburn* (SECN+)	7 p.m.
Jan. 24	at Mississippi State* (ESPN2)	5 p.m.
Jan. 28	Ole Miss* (SECN+)	7 p.m.
Jan. 31	at Texas A&M* (ESPN2)	6 p.m.
Feb. 4	Kentucky* (SECN)	7 p.m.
Feb. 8	Connecticut (ESPN2)	7 p.m.
Feb. 11	Florida* (SECN+)	7 p.m.
Feb. 15	at Tennessee* (ESPN2)	7 p.m.
Feb. 18	Georgia* (SECN+)	7 p.m.
Feb. 22	at Alabama* (SECN)	7 p.m.
Feb. 25	at Ole Miss* (SECN^)	9 p.m.
Feb. 28	LSU* (ESPN2/U)	TBA

SEC Tournament (Jacksonville, Fla.)

Mar. 2	First Round	TBA
Mar. 3	Second Round	TBA
Mar. 4	Quarterfinals	TBA
Mar. 5	Semifinals	TBA
Mar. 6	Final	TBA

All Times Listed as Eastern and are subject to change

< indicates game played in Myrtle Beach, S.C.

* indicates SEC Game

Game Information

Doors Open: 1 p.m.

Tickets: \$8 Adults, \$4 Youth (17 and under)

Live Stats: GamecocksOnline.com

TV: SEC Network (Pam Ward, play-by-play;

Debbie Antonelli, analyst); WatchESPN

Radio: 107.5 The Game (Brad Muller)

Series History

South Carolina Record7-5
In Columbia	6-0
In Durham	0-2
At Neutral Site	0-0
Last Meeting SC 69-61, 12/20/13
First Meeting WU 79-77, 2/19/75
Current Streak Won 5

Last Five Meetings:

Date	Result	Location
12/20/14	W, 69-61	Columbia
1/1/07	W, 75-30	Columbia
11/20/05	W, 73-42	Columbia
2/5/97	W, 90-55	Columbia
2/21/79	W, 81-42	Columbia














Game Notables

- South Carolina sophomore forward A'ja Wilson earned SEC Player of the Week honors for the third time in four weeks this season for her effort in the Gamecocks' 66-55 win over #14/13 Duke last Sunday. She posted her fifth double-double of the season in the game – matching her 2014-15 season total – and scored 20 of her points in the second half to repeatedly turn away the Blue Devils.
- Entering today's game, 46,851 fans have come through the doors at Colonial Life Arena for a women's basketball game this season. That number is second-highest in the nation, despite the fact that the Gamecocks have hosted just three games in the building, compared to the eight hosted by first-place Tennessee (76,792). South Carolina's 15,617 average leads the nation by more than 3,000 over second-place Louisville.
- The SEC released its active career leaders in seven categories this week, and senior guard Tiffany Mitchell is the only player to rank among the top 10 in six of them (lacking only blocked shots). The Charlotte, N.C., native is second in points (1,469) and steals (184), third in field goals made (494) and 3-point field goals made (131), fourth assists (293) and eighth in rebounds (497). Mitchell is the highest ranking guard in career rebounds and one of just two true guards on the list (Morgan Batey, Vanderbilt).

Stat Comparison

WU	SC	
2-6 Overall Record 8-0
0-0 Conference Record 0-0
2-0 Home Record 3-0
0-5 Away Record 3-0
0-1 Neutral Record 2-0
57.1 Points Per Game 74.8
66.6 Opp. Points Per Game 58.1
.339 Field Goal %age453
.384 Opp. Field Goal %age346
.206 3-Pt. Field Goal %age270
.317 Opp. 3-Pt. Field Goal %age346
.568 Free Throw %age622
9.4 FTs Made Per Game 15.3
8.1 Assists Per Game 13.8
+5.8 Turnover Margin +2.8
40.0 Rebounds Per Game 42.2
-9.0 Rebounding Margin +6.9
10.4 Steals Per Game 9.3
4.4 Blocked Shots Per Game 5.5

2015-16 South Carolina Media Roster

0		Shay Colley 5-8 • Fr. • Guard • Brampton, Ontario, Canada <i>CAHL-ee</i>	PPG 3.1 RPG 1.9 APG 0.7 FG% .381 FT% .625	LAST GAME: 2 pts, 3 rebs at Hawaii NOTABLE: Showing good poise off the bench and is solid defensively ... hit three straight shots in 3rd qtr vs CSUB ... helped Canada to silver medal at 2014 FIBA U18 Americas Champs.	Career Highs Pts: 7 vs. UNCG, 11/15/15 Reb: 3, 2x, at Hawaii, 11/29/15 Ast: 2, 2x, vs. CSUB, 11/28/15 Stl: 1, 4x, at Hawaii, 11/29/15
1		Bianca Cuevas 5-6 • So. • Guard • Bronx, N.Y. <i>kway-VAAS</i>	PPG 10.0 RPG 2.4 APG 1.8 FG% .459 FT% .667	LAST GAME: 2 pts, 2 assts, 4 rebs vs. Duke NOTABLE: 15th in SEC in FT %age ... avg. 17.0 pts, 3.0 assts, 3.3 rebs in Hawaii tournament to make all-tournament team ... 2014 McDonald's All-America.	Career Highs Pts: 21 at Ole Miss, 2/1/15 Reb: 4, 6x, vs. Duke, 12/6/15 Ast: 6 vs. CSUB, 11/28/15 Stl: 4, 2x, vs. Sav. St., 12/14/14
3		Kaydra Duckett 5-8 • So. • Guard • Columbia, S.C. <i>KAY-druh DUCK-it</i>	PPG 0.0 RPG 0.3 APG 0.0 FG% .000 FT% --	LAST GAME: 1 min at Hawaii NOTABLE: Logged career-best 10 mins vs. UNCG after a 1st-half appearance vs. OSU ... played in 20 games last season ... 2014 SCBCA 3A Player of the Year ... won two HS state titles.	Career Highs Pts: 2, 2x, vs. Sav. St., 12/14/14 Reb: 4 vs. Sav. St., 12/14/14 Ast: 1, 3x, vs. Syracuse, 3/22/15 Min: 10 vs. UNCG, 11/15/15
4		Doniyah Cliney 6-0 • R-Fr. • Guard • Newark, N.J. <i>dawn-YAY CLY-nee</i>	PPG -- RPG -- APG -- FG% -- FT% --	LAST GAME: DNP – Injury – Right Hand NOTABLE: Is out several weeks following surgery on right hand ... sat out last season, practicing with team in 2nd semester ... good size on the wing ... won two high school state titles.	Career Highs Pts: — Reb: — Ast: — Stl: —
5		Khadijah Sessions 5-8 • Sr. • Guard • Myrtle Beach, S.C. <i>kub-DEE-zhub SESH-uns</i>	PPG 5.5 RPG 3.0 APG 2.4 FG% .569 FT% .619	LAST GAME: 5 pts, 5 rebs, 4 stls vs. Duke NOTABLE: Team captain ... handed out at least four assists 3x this season ... scored in double figures 2x this season ... 4th in SEC in steals (2.4) ... shooting 9-of-13 (.692) last 3 games.	Career Highs Pts: 19 vs. Auburn, 2/3/13 Reb: 6 vs. Clemson, 11/20/14 Ast: 8 vs. NC Central, 12/1/14 Stl: 4, 13x, vs. Duke, 12/6/15
22		A'ja Wilson 6-5 • So. • Forward • Hopkins, S.C. <i>A-zhub</i>	PPG 18.4 RPG 9.3 BPG 3.1 FG% .545 FT% .711	LAST GAME: 28 pts, 11 rebs, 3 blks vs. Duke NOTABLE: Has SEC-best 5 dbl-dbls ... SEC top 10 in ppg, rpg, FG% and bpg ... Avg. 22.5 pts last 4 games ... Rainbow Wahine Showdown MVP ... 1st SC fr. to earn All-America.	Career Highs Pts: 28 vs. Duke, 12/6/15 Reb: 19 at Kentucky, 3/1/15 Blks: 6, 2x, vs. UNCG, 11/15/15 Stl: 3, 4x, vs. C. Mich., 12/20/14
23		Tina Roy 5-11 • Sr. • Guard • Kaplan, La.	PPG 5.1 RPG 1.6 APG 2.8 FG% .286 FT% --	LAST GAME: 3 pts, 2 assts vs. Duke NOTABLE: Team captain ... started every game this season, entering with just 1 in her career ... tied career high with 5 3s, career-high 17 points at UCLA ... hit clutch 3 late in 3rd quarter vs. OSU.	Career Highs Pts: 17 at UCLA, 11/22/15 Reb: 8 at Miss. St., 2/6/14 Ast: 10 vs. Sav. St., 12/14/14 Stl: 3 vs. Southern Cal, 11/15/14
24		Sarah Imovbioh 6-2 • Sr. • Forward • Abuja, Nigeria <i>ih-MOE-vee-o</i>	PPG 5.1 RPG 6.0 APG 0.0 FG% .667 FT% .375	LAST GAME: 3 mins vs. Duke NOTABLE: 14th in SEC in offensive rebs (2.8/gm) ... played 3 seasons at UVA ... averaged a double-double in 2014-15, 10.8 rpg (19th in nation, 1st in ACC) and 12.6 ppg.	Career Highs Pts: 14 vs. UNCG, 11/15/15 Reb: 11 vs. UNCG, 11/15/15 Ast: — Stl: 2, 2x, at Clemson, 11/18/15
25		Tiffany Mitchell 5-9 • Sr. • Guard • Charlotte, N.C.	PPG 13.1 RPG 2.9 APG 2.0 FG% .384 FT% .844	LAST GAME: 12 pts, 4 rebs, 2 assts vs. Duke NOTABLE: Team captain ... working into form after foot surgery ... 2nd in SEC in FT% and 14th in ppg ... on watch lists for Naismith, Wood and Drysdale Awards ... 2x SEC POY, All-America.	Career Highs Pts: 25 vs. Georgia, 2/27/14 Reb: 11, 5x, at Arkansas, 1/2/14 Ast: 9 at SDSU, 11/23/13 Stl: 7 vs. NC Central, 12/1/14
31		Asia Dozier 6-0 • Sr. • Guard/Forward • Columbia, S.C. <i>DOE-zbur</i>	PPG 2.5 RPG 0.8 APG 1.6 FG% .261 FT% .833	LAST GAME: 3 assts, 2 rebs vs. Duke NOTABLE: Two-time team captain... adjusting to new role off the bench after starting 62 of 71 games the last two seasons ... steadying defensive presence against Duke.	Career Highs Pts: 16, 2x, at SDSU, 11/23/13 Reb: 10 vs. Elon, 11/9/12 Ast: 6, 3x, vs. UNCG, 11/15/15 Stl: 2, 8x, vs. LSU, 3/7/15
40		Jatarie White 6-4 • So. • Forward • Charlotte, N.C. <i>juh-TAR-ee</i>	PPG 2.0 RPG 3.5 BPG 0.4 FG% .227 FT% .545	LAST GAME: 5 rebs, 1 stl, 1 asst vs. Duke NOTABLE: Solid contributions not always in the box score ... plays calm and smart despite inexperience ... at least 5 rebs 3x this season ... 2014 WBCA, McDonald's All-America.	Career Highs Pts: 11 vs. Clemson, 11/20/14 Reb: 7 at Georgia, 2/5/15 Blk: 2 at Georgia, 2/5/15 Stl: 2 vs. Syracuse, 3/22/15
41		Alaina Coates 6-4 • Jr. • Center • Irmo, S.C. <i>uh-LAY-nuh COATS</i>	PPG 10.3 RPG 7.1 BPG 1.3 FG% .621 FT% .385	LAST GAME: 16 pts, 7 rebs, 1 blk vs. Duke NOTABLE: Had solid preseason with great focus ... SEC top 12 in bpg (1.3), 16th in rpg ... 6th in career blocks (136), 9th in career dbl-dbls (24) ... two-time 2nd-Team All-SEC.	Career Highs Pts: 24, 2x, vs. Ole Miss, 1/30/14 Reb: 17 vs. Kentucky, 1/9/14 Blk: 5, 3x, vs. Alabama, 1/29/15 Min: 32 at UCLA, 11/22/15
44		India Farmer 6-0 • Jr. • Forward • N. Myrtle Beach, S.C.	PPG 0.0 RPG 1.0 APG 0.0 FG% .000 FT% --	LAST GAME: 1 reb, 2 blks vs. UNCG NOTABLE: Played in 16 games last season, including five SEC and three postseason games ... great team player ... works hard with good attitude.	Career Highs Pts: 3, 2x, vs. Alabama, 1/19/14 Reb: 3 vs. NC Central, 12/2/13 Blk: 2 vs. UNCG, 11/15/15 Stl: 1 at Florida, 1/19/15

Starter

Reserve

Quick Facts

The University

Location: Columbia, S.C.

Founded: 1801

Enrollment: 32,972

Colors: Garnet (PMS 202C) and Black

Nickname: Gamecocks

Conference: Southeastern

President: Dr. Harris Pastides

Athletics Director: Ray Tanner

Facility: Colonial Life Arena (18,000)

Coaching Staff

Head Coach: Dawn Staley

Alma Mater: Virginia, 1992

Overall Record: 335-154 (16th season)

School Record: 163-74 (8th season)

Assoc. Head Coach (Alma Mater):

Lisa Boyer (Ithaca, 1979)

Assistant Coaches (Alma Mater):

Nikki McCray-Penson (Tennessee, 1995)

Fred Chmiel (Excelsior, 2001)

Team Information

2014-15 Record: 34-3

Home: 16-0 Away: 9-2 Neutral: 9-1

SEC Record (Finish): 15-1 (T-1st)

Home: 8-0 Away: 7-1

Letterwinners Returning/Lost: 11/3

Starters Returning/Lost: 3/2

Program History

First Year of Women's Basketball: 1974-75

All-Time Record: 743-503 (42nd season)

All-Time SEC Record: 131-200 (23rd season)

NCAA Appearances (Last): 12 (2015)

NCAA Tournament Record: 17-12

2015 NCAA Result: Final Four; L, 65-66,

Notre Dame; Tampa, Fla.

WNIT Appearances (Last): 4 (2011)

WNIT Record: 3-4

Media Relations

Women's Basketball Contact: Diana Koval

Office: 803.777.7977

Cell: 314.369.6050

Email: dkoval@mailbox.sc.edu

Press Row Phone: 803.777.6182

Athletics Department on the Web

Website: GamecocksOnline.com

Twitter: @GamecocksOnline

Instagram: @GamecocksOnline

Facebook: Facebook.com/GamecocksOnline

YouTube: YouTube.com/GamecocksOnline

Women's Basketball on Twitter

Team: @GamecockWBB

Head Coach: @DawnStaley

Gamecocks' Five-Second Count

South Carolina is enjoying its most successful period in program history. The 2015 Senior Class set a four-year record with 113 wins and a .813 winning percentage. The 2016 Senior Class has a chance top that number, currently holding a 96-16, winning 85.7 percent of its contests. Winning consecutive SEC regular-season titles in the last two seasons, South Carolina has not finished outside the SEC's top four in four campaigns.

In the last two seasons, three Gamecocks have earned All-America honors – prior to the 2013-14 season just 12 Gamecocks had captured the title. Seven Gamecocks have earned All-SEC selection in the last two seasons, including three members of the 2015-16 squad.

By the Numbers

- 1 National ranking of the Gamecocks' average attendance this season, 15,617, which is 3,218 ahead of second-place Louisville
- 2 Returning All-Americans on this season's Gamecock roster – Tiffany Mitchell (1st team) and A'ja Wilson (3rd team)
- 3 Gamecocks named to the Wooden and Naismith Award Watch Lists – Alaina Coates, Tiffany Mitchell and A'ja Wilson
- 4 Blocks needed by junior center Alaina Coates to match Demetress Adams' 140 career mark in fifth place in program history
- 5 Double-doubles by sophomore forward A'ja Wilson, which matches her 2014-15 season total
- 6 Statistical categories in which sophomore forward A'ja Wilson ranks among the SEC's top 10, including two in which she leads the league (blocks per game, double-doubles)
- 8 Gamecocks on this season's roster who were named either McDonald's or Parade All-America in high school
- 11 Games on South Carolina's schedule against teams currently ranked in the top 25, including eight against the top 15
- 11 Letterwinners returning from last season's school-record setting team
- 15 Undeclared teams this season, among which South Carolina has played the sixth-toughest schedule with opponents posting a .527 winning percentage
- 17.0 Points per game by Bianca Cuevas in the Rainbow Wahine Showdown, the most productive three-game stretch of her career
- 20.8 Points per first quarter scored by the Gamecocks this season, their highest-scoring quarter this season
- 42 Points needed by senior guard Tiffany Mitchell to match Sharon Gilmore's 1,511 career mark in 10th place in program history
- 59 Consecutive AP Top 25 Polls in which the Gamecocks have appeared, closing in on the school record of 62

Winthrop Series Notes

The Gamecocks lead the series 7-5 after winning the last five matchups. South Carolina is a perfect 6-0 against the Eagles in Columbia.

The most recent meeting was a hard-fought 69-61 Gamecock victory at Colonial Life Arena on Dec. 20, 2013. In a noon tipoff to welcome area school children, then-No. 10 South Carolina stormed out to a 37-23 halftime lead then held off Winthrop's hot shooting in the second half. Then-sophomore Tiffany Mitchell led all scorers with 20 points on 7-of-9 shooting, including 4-of-5 from 3-point range. For Winthrop, then-freshman Erica Williams tied for team-high honors with 19 points in 40 minutes of play.

Home Sweet Home

The Gamecocks are riding a 37-game winning streak at Colonial Life Arena into today's game – the second-longest active home win streak in the nation (trailing UConn's 38 and leading Maryland's 29). South Carolina turned in back-to-back perfect seasons, going 16-0 at home in 2013-14 and 2014-15. The Gamecocks' last loss at Colonial Life Arena was a 50-48 decision to No. 14 Texas A&M on Feb. 10, 2013.

Ranked Readings

South Carolina's 10 wins against ranked foes last season set a program record, topping the eight wins of the 1979-80 squad. Of those wins, five came against a top-10 foe.

This season, the Gamecocks have 11 games on the schedule against teams currently ranked in the top 25, including five vs. top-10 entries. South Carolina opened the season with a win over No. 6/10 Ohio State (Nov.

Gamecocks in the Rankings

(thru games of 12/10)

Team	SEC	NCAA	Actual
Scoring Offense	8	64	74.8
Scoring Defense	9	84	58.1
Scoring Margin	8	38	+16.6
Field Goal Percentage	6	33	.453
Field Goal %age Def.	6	39	.346
3-Point FG %age	11	282	.270
3-Point FG %age Def.	13	290	.346
3-Point FG Made/Gm.	10	263	4.3
Free Throw Percentage	12	294	.622
Rebounding Offense	9	—	42.2
Rebounding Defense	9	—	35.4
Rebounding Margin	8	55	+6.9
Assists	11	133	13.8
Steals	9	105	9.3
Turnover Margin	12	86	+2.8
Turnovers	—	42	13.8
Assist-to-Turnover Ratio	8	73	1.0
Blocked Shots	4	32	5.5
Home Attendance Avg.	1	1	15,617

Alaina Coates	SEC	NCAA	Actual
Rebounding	15	—	7.1
Blocks	10	206	1.3
Double-Doubles	10	—	2

Bianca Cuevas	SEC	NCAA	Actual
FT Percentage	15	—	.667

Sarah Imovbioh	SEC	NCAA	Actual
Off. Rebounds	14	—	2.8

Tiffany Mitchell	SEC	NCAA	Actual
Scoring	14	—	13.1
FT Percentage	2	78	.844

Tina Roy	SEC	NCAA	Actual
3-Point FGM/Game	15	—	1.6

Khadijah Sessions	SEC	NCAA	Actual
Steals	4	103	2.4

A'ja Wilson	SEC	NCAA	Actual
Scoring	2	55	18.3
Rebounding	3	61	9.3
FG Percentage	5	53	.545
FT Percentage	12	—	.711
Blocks	1	10	3.1
Off. Rebounds	8	—	3.3
Double-Doubles	1	7	5

Current Gamecock Streaks

	Total	Home	Road	Neut.
Overall	W8	W37	W3	W3
SEC	L1	W18	L1	—
Non-Conference	W8	W21	W3	W3
Ranked Teams	W3	W7	L2	W1

2015-16 Double-Doubles

Alaina Coates (2)

11/13	Ohio State	17 pts/13 rebs
11/22	at UCLA	12 pts/12 rebs

Sarah Imovbioh (1)

11/15	UNCG	14 pts/11 rebs
-------	------	----------------

A'ja Wilson (5)

11/13	Ohio State	20 pts/14 rebs
11/15	UNCG	19 pts/10 rebs
11/22	at UCLA	11 pts/10 rebs
11/27	vs. Arizona State	18 pts/11 rebs
12/6	Duke	28 pts/11 rebs

13, 88-80), following that with victories over No. 16/18 Arizona State (Nov. 27, 60-58) and No. 14/13 Duke (Dec. 6, 66-55).

After posting a 17-8 record against ranked opponents since the start of the 2013-14 season, head coach Dawn Staley has a 28-42 mark vs. the nation's best teams during her South Carolina tenure, highlighted by a 16-8 mark when the Gamecocks carry a better ranking than their opponent into the contest.

Identity Search

While South Carolina returns 11 letterwinners from last season's NCAA Final Four team, Gamecock head coach Dawn Staley knows her squad continues to search for its 2015-16 identity. The names may not have changed, but the roles for many key Gamecocks certainly have. Senior Tina Roy, junior Alaina Coates and sophomore A'ja Wilson are all adjusting to regular calls to the starting lineup after coming off the bench for the first years of their careers. Senior guard/forward Asia Dozier is acclimating to her role off the bench after starting the last two seasons and is spending more time in the frontcourt. The Gamecocks are counting on sophomore forward Jatarie White to provide more off the bench. Even senior guard Tiffany Mitchell is still feeling her way into the offense after a long layoff due to August foot surgery as well as embracing her more active leadership role.

Poll Position

South Carolina remains at No. 2 in the nation in both polls this week, marking the 24th-straight time the Gamecocks have been ranked among the nation's top three teams. South Carolina has held a top-10 position in the Associated Press poll for 35 straight weeks and been ranked in the AP top 25 for 69 consecutive weeks (beginning Dec. 10, 2012). The longest ranked streak in school history is 62 weeks – Feb. 27, 1979 through Jan. 9, 1983.

Sending Out an SOS

Based on cumulative opponent winning percentage, South Carolina currently has the 34th toughest schedule in the nation. The 26 teams the Gamecocks will face this season have a current winning percentage of .660. Of the 15 undefeated teams, South Carolina has had the

seventh-hardest road to its wins as its eight foes have a .527 winning percentage.

With just three home games so far this season, the Gamecocks are sixth in RPI, the highest in the SEC. Kentucky (12) and Georgia (14) are the other SEC schools among the top 25. Five others – Missouri, Tennessee, Texas A&M, Florida and Auburn – are in the top 50.

Quarter Breakdown

Through 32 quarters so far this season, South Carolina has out-scored its opponent 23 times with the Gamecocks topping their foe by double digits seven times, including a season-high 19 (27-8) in the third quarter at Clemson (Nov. 18). This season's best first-quarter differential was 13 (27-15) vs. CSU Bakersfield (Nov. 28), second-quarter advantage 17 (26-9) against UNCG (Nov. 15) and fourth-quarter edge 12 (26-14) vs. CSUB. South Carolina has shot at least 50.0 percent in 14 quarters this season with a high of 75.0 percent (9-of-12) in the third quarter at Clemson.

Defensively, of the 10 lowest shooting percentage quarters for opposing teams six have been in the second half, including the three lowest and the season-low 17.6 percent (3-of-17) shot by UNCG in the third quarter.

A more detailed look at the quarter-by-quarter production for the Gamecocks and their opponents.

Qtr.	SC/Opp Avg. Pts	SC/Opp Avg. Rebs	SC/Opp FG%
1	20.8/15.4	11.1/9.8	.431/.371
2	16.5/14.4	10.5/8.4	.456/.356
3	19.8/13.4	10.9/10.0	.472/.302
4	18.1/14.8	10.3/8.5	.478/.333

Individually, sophomore forward A'ja Wilson has turned in the top four quarter point totals for South Carolina, netting double digits in all four led by her 12 in the fourth quarter against #6/10 Ohio State (Nov. 13) and in the third quarter against #14/13 Duke (Dec. 6). Senior guard Tiffany Mitchell has the highest first-quarter scoring total with nine against CSUB (Nov. 28). Wilson's 11 against UNCG (Nov. 15) are the team's best second-quarter production.

Legacy of Leadership

South Carolina has thrived under excellent leadership from its team-selected captains the last few seasons. While some thought that area would be a question mark heading into this season, the Gamecocks selected their four returning seniors – Asia Dozier, Tiffany Mitchell, Tina Roy and Khadijah Sessions – as their captains. All but Roy have served in that capacity at least once prior to this season.

Highest Honors

Experts have their eye on three Gamecocks in the running for national player of the year honors – senior guard Tiffany Mitchell, junior center Alaina Coates and sophomore forward A'ja Wilson. South Carolina is in elite company with that many players in the running.

Most recently, the trio appeared on the Naismith Early Season Watch List, which included the 50 best players in the nation. South Carolina was one of three teams with three entries.

2015-16 Awards

Alaina Coates

Naismith Early Season Watch List
Wooden Award Watch List
Preseason All-SEC First Team (Media, Coaches)

Bianca Cuevas

Rainbow Wahine Showdown All-Tournament

Tiffany Mitchell

Naismith Early Season Watch List
USBWA Ann Meyers Drysdale Award Watch List
Wooden Award Watch List
Preseason All-America (AP, Lindy's, Athlon, SI, ESPN)
Preseason All-SEC First Team (Media, Coaches)
Preseason SEC Player of the Year (Media, Coaches)

A'ja Wilson

Naismith Early Season Watch List
USBWA Ann Meyers Drysdale Award Watch List
Wooden Award Watch List
Rainbow Wahine Showdown Tournament MVP
Preseason All-America 2nd Team (Lindy's, SI, ESPN)
Preseason All-America Honorable Mention (AP)
Preseason All-SEC First Team (Media, Coaches)
SEC Player of the Week (Nov. 13-16; Nov. 24-30; Dec. 1-7)

The USBWA announced its 20-member watch list for the Ann Meyers Drysdale Award, which included Mitchell and Wilson, putting South Carolina among just three programs with multiple players recognized.

The Wooden Award got the streak going, announcing its 30-player watch list, which featured all the Gamecocks. South Carolina joined UConn as the only schools with three players selected.

Great Gamecock Fans

The state of South Carolina has rallied around head coach Dawn Staley's program in unprecedented numbers. Average attendance has grown steadily over the last three seasons, culminating in this season's sell-out of the season-ticket allotment – over 11,000. Only single-game, general admission tickets remain available for purchase. And fans are doing that, too.

South Carolina leads the nation in average attendance at 15,617, topping second-place Louisville by more than 3,200. Only three programs average at least 10,000 fans this season – South Carolina, Louisville and Iowa State.

Delving more deeply into the numbers, South Carolina's Colonial Life Arena's capacity of 18,000 makes it the seventh-largest women's basketball venue in the nation. Only two of those are selling over 50 percent of their capacity. Gamecocks fans are filling Colonial Life Arena at 86.76 percent capacity, the highest of any facility seating at least 10,000 and fourth overall.

Prior to 2015-16, the Gamecocks led the nation in average attendance increase in each of the previous two seasons and paced the country in average attendance in 2014-15b at 12,293. South Carolina played in front of over 10,000 fans 15 times that season with 13 of those coming at Colonial Life Arena. The 17,156 fans that turned out for the Jan. 11 game against Kentucky were

Gamecocks in 2015-16 National Polls

Poll	Pre	11/16	11/23	11/30	12/7	12/14	12/21	12/28	1/4	1/11	1/18	1/25	2/1	2/8	2/15	2/22	3/1	3/8	3/16	Final
Associated Press	2	2	2	2	2															
Coaches	2	2	2	2	2															

just shy of the women's basketball record of 17,712 (vs. Clemson, 11/22/02) at the facility.

SEC Active Leaders

The SEC compiled its active leaders in seven statistical categories this week, and six different Gamecocks are among the top 10 in at least one category. Senior Tiffany Mitchell's league-high six entries is not a surprise given the breadth of her resume, but the appearance of sophomore A'ja Wilson at No. 4 on the active blocked shots list, which junior Alaina Coates leads, may catch some observers off guard.

Mitchell headlines the South Carolina entries ranking second in scoring (1,469) and steals (184), third in field goals made (494) and 3-pointers made (131), fourth in assists (283) and eighth in rebounding (497). She is the highest-ranking guard on the rebounding list, which includes just one other true perimeter player.

Senior Khadijah Sessions holds seventh in steals (136) and eighth in assists (237). Seniors Tina Roy and Asia Dozier are on the 3-pointers made list, coming in at sixth (111) and 10th (81), respectively.

Junior Alaina Coates is the league's active leader in blocks (136), sits third in rebounds (627) and ninth in scoring (898).

Preseason Poll Pop

For the second-straight season, South Carolina was ranked No. 2 in both the AP and USA Today Coaches Preseason Poll, which is the best preseason rank in program history. The Gamecocks spent the entire 2014-15 season ranked in the top three in the nation, including 12 weeks at No. 1 – the first-ever No. 1 ranking for the program.

Hometown Hero

Sophomore forward A'ja Wilson has lived up to her billing, both this season being selected to the watch lists for the Wooden, Naismith and the USBWA Ann Meyers Drysdale Awards and last season as the SEC Freshman of the Year, First-Team All-SEC selection and the first Gamecock freshman to earn All-America honors.

This season, Wilson has been the Gamecocks' top scorer six times and top rebounder in five games. She leads the SEC in blocks per game (3.1) and double-doubles (5), categories in which she ranks 10th and seventh in the nation, respectively. Wilson is also among the SEC's top 10 in scoring (2nd, 18.3), rebounding (3rd, 9.3), field goal percentage (5th, .545) and offensive rebounds (8th, 3.3). Named SEC Player of the Week three times in the first four weeks of the season, Wilson has routinely delivered at crunch time – 12 of her 20 points against #6/10 Ohio State (Nov. 13) came in the fourth quarter, including six of the team's 10 in the final 2:35; scoring and rebounding late at UCLA (Nov. 22) put Gamecocks on top in final 3:00 of tight game; three rebounds in final 18 seconds of tie game vs. #16/18 Arizona State (Nov. 27) led to game-winning free throws with 0.6 seconds to play; 10 points in fourth quarter vs. CSU Bakersfield (Nov. 28) broke open seven-point game heading into the period; and 20 second-half points against Duke included 12 of the team's 16 in the third quarter and six in the final 1:45 of the game.

Mitchell's March

Senior guard Tiffany Mitchell has worked her way into the annual national player of the year conversations over the last two seasons, and expectations are the same this season for the two-time All-American and reigning back-to-back SEC Player of the Year. Ranking among the SEC's best in numerous categories over the last

three seasons, Mitchell is steadily moving up various Gamecocks' career charts as well.

Here are a few of the career benchmarks she has a chance to catch:

Category	Current	Chasing	To Go
Points	1,469 (12th)	1,488 (11th)	19
3FG Made	131 (7th)	152 (6th)	21
FT Made	350 (6th)	357 (5th)	7
FT Att.	458 (8th)	474 (7th)	16
Steals	184	212 (10th)	28
Minutes	3,345	3,485 (10th)	140
Games	112	125 (10th)	13

Double-Double Trouble

Junior center Alaina Coates was a dominant force and big reason South Carolina advanced to its first NCAA Final Four last season. Currently ranked 10th in the SEC with two double-doubles this season, Coates is already tied for ninth on the program's career double-doubles list with 24, just eight shy of reaching the program's all-time top five. Ten of her double-doubles have come in SEC play, which rank her second in program history in that category, just one behind the school-record 11 by Marsha Williams (1992-93).

Coates ranks among the SEC's top 15 rebounders (7.1/gm) and top 10 shot blockers (1.3/gm). She is currently sixth in school history with 136 career blocks, the most of any active player in the SEC, and needs just four more to tie for fifth in program history.

Hawaiian Holiday

Bronx, N.Y., native Bianca Cuevas enjoyed her trip to Hawaii, turning the best three-game stretch of her career in the Waikiki Beach Marriott Rainbow Wahine Showdown. The 5-foot-6 guard averaged 17.0 points, 3.3 rebounds and 2.0 assists while shooting 54.1 percent from the field over the three-game event.

Team Specialty Stats

South Carolina/Opponent

	Pts. in Paint	Pts. Off TOs	2nd Chance Pts	Fast Break Pts
11/13 OSU	52-20	20-14	21-8	16-9
11/15 UNCG	52-18	29-4	16-10	13-8
11/18 at Clem.	24-16	21-2	22-11	8-0
11/20 at UCLA	30-20	8-17	10-9	4-6
11/27 vs. ASU	42-16	18-20	8-9	2-0
11/28 vs. CSUB	48-20	16-7	7-7	2-0
11/29 at Hawaii	36-18	23-5	12-11	6-0
12/6 Duke	42-24	15-6	18-9	15-6
12/13 Winthrop				
12/16 Hampton				
12/20 vs. ECU				
12/22 Elon				
1/3 Ark.				
1/7 at Vandy				
1/10 Mizzou				
1/14 at UK				
1/17 TAMU				
1/21 at Aub.				
1/24 at MSU				
1/28 Miss.				
1/31 at TAMU				
2/4 UK				
2/8 UConn				
2/11 Fla.				
2/15 at Tenn.				
2/18 Ga.				
2/22 at Ala.				
2/25 at Miss.				
2/28 LSU				
Averages	40.8-19.0	18.8-9.4	14.2-9.2	8.2-3.6

Starters vs. Bench Points

	SC Starters	Opp. Starters	SC Bench	Opp. Bench
11/13 OSU	58	70	30	10
11/15 UNCG	52	33	40	11
11/18 at Clem.	38	33	29	8
11/22 at UCLA	57	55	11	10
11/27 vs. ASU	39	38	21	20
11/28 vs. CSUB	56	47	34	24
11/29 at Hawaii	46	36	21	15
12/6 Duke	64	45	2	10
12/13 Winthrop				
12/16 Hampton				
12/20 vs. ECU				
12/22 Elon				
1/3 Ark.				
1/7 at Vandy				
1/10 Mizzou				
1/14 at UK				
1/17 TAMU				
1/21 at Aub.				
1/24 at MSU				
1/28 Miss.				
1/31 at TAMU				
2/4 UK				
2/8 UConn				
2/11 Fla.				
2/15 at Tenn.				
2/18 Ga.				
2/22 at Ala.				
2/25 at Miss.				
2/28 LSU				
Averages	51.3	44.6	23.5	13.5



Around the SEC

(Thru 12/10)

	SEC Games			Overall		
	W	L	Pct.	W	L	Pct.
Missouri	0	0	—	9	0	1.000
Kentucky	0	0	—	8	0	1.000
South Carolina	0	0	—	8	0	1.000
Georgia	0	0	—	9	1	.900
Florida	0	0	—	8	1	.889
Alabama	0	0	—	7	1	.875
Auburn	0	0	—	6	1	.857
Mississippi St.	0	0	—	6	1	.857
Vanderbilt	0	0	—	8	2	.800
Texas A&M	0	0	—	7	2	.778
Tennessee	0	0	—	6	2	.750
Ole Miss	0	0	—	5	3	.625
LSU	0	0	—	5	4	.556
Arkansas	0	0	—	3	6	.333

Coming Up

December 13

Arkansas at Butler, 2 p.m.
 Auburn at Marquette, 2 p.m.
 Robert Morris at Florida, 2 p.m. (SECN+)
 #8/8 Kentucky at Middle Tennessee, 3 p.m.
 UC Santa Barbara at LSU, 4 p.m. (SECN)
 #9/10 Miss. State at Louisiana Tech, 4 p.m.

Rankings are listed as AP/ESPN Poll
 All Times Eastern; TV Network in ()

Against Arizona State, 11 of her team-high tying 18 points came in the second half as the Gamecocks rallied from a three-point halftime deficit. She scored the last five points of the third quarter to give South Carolina a 45-42 lead heading into the fourth then netted the first six points of that period as well.

Cuevas' 20 points against CSU Bakersfield was one shy of her career high, came on 8-of-12 shooting and accompanied a career-high six assists.

So Sarah

Senior forward Sarah Imovbioh joined the Gamecocks this season after three campaigns at Virginia, during which she annually ranked among the ACC's top 15 rebounders and top 10 field goal percentage shooters.

Imovbioh's strong rebounding instincts have carried over to the Gamecocks as has her ability to go right back to the basket with an offensive board. She averages 5.1 points and 6.0 rebounds. Her 2.8 offensive boards per game are 14th best in the league. Imovbioh's six points and four rebounds early in the fourth quarter against #6/10 Ohio State (Nov. 13) allowed the Gamecocks to hold off and then storm past the Buckeyes in the season opener, and her energy and efficiency early in the second half at Clemson (Nov. 18) sparked a surge that put the game out of reach.

2014-15 Rewind

South Carolina is coming off its most successful season, winning a school-record 34 games, earning its first-ever No. 1 national ranking (holding the position for 12 weeks), repeating as SEC regular-season champions and advancing to the NCAA Final Four for the first time. The Gamecocks also won their first

SEC Tournament title in their first appearance in the championship game. Scoring 75.9 points per game, South Carolina ranked 18th in the nation in scoring while maintaining its defensive presence at 12th in the nation, allowing just 54.1 points per game. The Gamecocks' .484 field goal percentage was fourth-best in the nation, and they also ranked among the nation's top 10 in scoring margin (+21.7, 3rd), field goal percentage defense (.349, 10th), rebound margin (+9.6, 10th) and blocked shots (6.3, 7th).

Games Led Team In...

(Tied for team lead in each category included)

Scoring	2015-16	Career	Record
A'ja Wilson	6	21	19-2
Tiffany Mitchell	2	39	37-2
Bianca Cuevas	1	3	3-0
Tina Roy	1	3	3-0
Alaina Coates	0	12	11-1
Khadijah Sessions	0	3	2-1
Asia Dozier	0	2	2-0

Rebounding	2015-16	Career	Record
A'ja Wilson	5	14	13-1
Alaina Coates	2	36	34-2
Sarah Imovbioh	2	2	2-0
Jatarie White	1	1	1-0
Tiffany Mitchell	0	10	9-1

Assists	2015-16	Career	Record
Khadijah Sessions	3	25	23-2
Tina Roy	3	13	13-0
Tiffany Mitchell	1	30	28-2
Asia Dozier	2	15	15-0
Bianca Cuevas	1	9	8-1
Alaina Coates	0	1	1-0

2015-16 Scoring Differentials

Largest lead in a winby 51 (89-38), 4th-3:32, vs. UNCG, 11/15
Largest deficit overcome to winby 7 (16-23), 2nd-8:15, vs. Arizona State, 11/27
Largest lead given up in a loss
Largest deficit in a loss

AP Top 25

(Week of Dec. 7)

1. Connecticut	6-0
2. South Carolina	8-0
3. Notre Dame	7-1
4. Baylor	9-0
5. Maryland	7-0
6. Texas	8-0
7. Oregon State	6-0
8. Kentucky	7-0
9. Mississippi State	6-1
10. Ohio State	5-3
11. Florida State	7-1
12. Northwestern	8-0
13. Duke	7-2
14. Stanford	6-1
15. Texas A&M	6-2
16. Tennessee	6-2
17. Oklahoma	7-1
18. DePaul	6-2
19. Syracuse	5-2
20. UCLA	4-2
21. South Florida	5-2
22. California	6-2
23. Iowa	8-1
24. Arizona State	4-3
25. Michigan State	5-2

USA Today Coaches Top 25

(Week of Dec. 7)

1. Connecticut	6-0
2. South Carolina	8-0
3. Notre Dame	7-1
4. Baylor	9-0
5. Maryland	7-0
6. Texas	8-0
7. Oregon State	6-0
8. Kentucky	7-0
9. Florida State	7-1
10. Mississippi State	6-1
11. Duke	7-2
12. Stanford	6-1
13. Ohio State	5-3
14. Northwestern	8-0
15. Tennessee	6-2
16. Texas A&M	6-2
17. DePaul	6-2
18. Oklahoma	7-1
19. Iowa	8-1
20. South Florida	5-2
21. California	6-2
22. Miami (FL)	10-0
23. Michigan State	5-2
24. Arizona State	4-3
25. Syracuse	5-2

Miscellaneous Stats

Double-Doubles	2015-16	Career	Record
A'ja Wilson	5	10	9-1
Alaina Coates	2	24	23-1
Sarah Imovbioh	1	1	1-0
Tiffany Mitchell	0	4	4-0

20+ Points	2015-16	Career	Record
A'ja Wilson	3	8	7-1
Bianca Cuevas	1	2	2-0
Tiffany Mitchell	0	13	13-0
Alaina Coates	0	8	7-1

10+ Points	2015-16	Career	Record
Tiffany Mitchell	7	82	73-9
A'ja Wilson	7	36	34-3
Alaina Coates	5	52	49-3
Bianca Cuevas	4	12	12-0
Khadijah Sessions	2	22	21-1
Tina Roy	1	13	11-2
Sarah Imovbioh	1	1	1-0
Asia Dozier	0	13	12-1
Jatarie White	0	2	2-0
Tiffany Davis	0	1	1-0

10+ Rebounds	2015-16	Career	Record
A'ja Wilson	5	10	9-1
Alaina Coates	2	27	26-1
Sarah Imovbioh	2	2	2-0
Tiffany Mitchell	0	7	6-1
Asia Dozier	0	1	1-0

5+ Assists	2015-16	Career	Record
Tiffany Mitchell	1	12	12-0
Khadijah Sessions	2	11	11-0
Asia Dozier	1	9	9-0
Bianca Cuevas	1	6	6-0
Tina Roy	0	5	5-0

5+ Steals	2015-16	Career	Record
Tiffany Mitchell	0	8	8-0
Tiffany Davis	0	1	1-0

5+ Blocks	2015-16	Career	Record
A'ja Wilson	1	2	1-1
Alaina Coates	0	3	3-0

South Carolina's Record When...

	SEC	All		SEC	All
Record.....	0-0	8-0	No South Carolina players foul out	0-0	7-0
Playing a ranked opponent.....	0-0	3-0	One or more SC players foul out.....	0-0	1-0
Playing at home	0-0	3-0	Having 20 or more assists.....	0-0	1-0
Playing on the road	0-0	4-0	Having less than 20 assists.....	0-0	7-0
Playing at neutral site	0-0	1-0	Scoring more pts. in paint than opponent	0-0	8-0
Leading at half	0-0	6-0	Scoring equal/less pts. in paint than opp.	0-0	0-0
Trailing at half	0-0	2-0	Scoring more pts. off TOs than opponent	0-0	6-0
Tied at half	0-0	0-0	Scoring equal/less pts. off TOs than opp.	0-0	2-0
Playing an overtime game	0-0	0-0	Scoring more 2nd-chance pts.	0-0	6-0
0 players score in double figures	0-0	0-0	Scoring equal/less 2nd-chance pts.....	0-0	2-0
1 player scores in double figures	0-0	0-0	Scoring more fast break pts.....	0-0	7-0
2 players score in double figures	0-0	2-0	Scoring equal/less fast break pts.....	0-0	1-0
3 players score in double figures	0-0	2-0	Wearing white uniforms	0-0	4-0
4 players score in double figures	0-0	3-0	Wearing black uniforms	0-0	4-0
5 players score in double figures	0-0	1-0	Wearing pink uniforms	0-0	0-0
More than 5 players in double figures.....	0-0	0-0	Playing in tournaments/classics	0-0	3-0
Starters out-score opponent's starters	0-0	7-0	Playing on live television	0-0	6-0
Opponent's starters score equal/more	0-0	1-0	Playing in November.....	0-0	7-0
Bench out-scores opponent's bench	0-0	7-0	Playing in December	0-0	1-0
Opponent's bench scores equal/more.....	0-0	1-0	Playing in January	0-0	0-0
SC Starters out-score SC Bench.....	0-0	8-0	Playing in February	0-0	0-0
SC Bench out-scores/ties SC Starters	0-0	0-0	Playing in March.....	0-0	0-0
Shooting 50% or better	0-0	2-0	Playing during the day.....	0-0	5-0
Shooting between 40-49%	0-0	5-0	Playing at night	0-0	3-0
Shooting between 30-39%	0-0	1-0	Playing on Sunday.....	0-0	4-0
Shooting less than 30%	0-0	0-0	Playing on Monday.....	0-0	0-0
Opponent shoots 50% or better	0-0	0-0	Playing on Tuesday.....	0-0	0-0
Opponent shoots between 40-49%	0-0	1-0	Playing on Wednesday.....	0-0	1-0
Opponent shoots between 30-39%	0-0	6-0	Playing on Thursday.....	0-0	0-0
Opponent shoots less than 30%	0-0	1-0	Playing on Friday	0-0	2-0
Shooting better than opponent.....	0-0	8-0	Playing on Saturday.....	0-0	1-0
Shooting worse than/equal to opponent	0-0	0-0	Margin is less than 5 pts.	0-0	2-0
Having more FTs made than opponent	0-0	7-0	Margin is between 5-9.....	0-0	1-0
Having equal/less FTs made than opponent	0-0	1-0	Margin is between 10-19.....	0-0	3-0
Out-rebounding opponent.....	0-0	7-0	Margin is 20 pts. or more.....	0-0	2-0
Having equal/less rebounds than opponent	0-0	1-0	Having a 20-pt. scorer.....	0-0	3-0
Having more TOs than opponent	0-0	3-0	Having a 30-pt. scorer.....	0-0	0-0
Having equal or less TOs than opponent.....	0-0	5-0	Scoring 49 points or less.....	0-0	0-0
Attempting more FT than 3FG.....	0-0	6-0	Scoring 50-59 points.....	0-0	0-0
Attempting equal/less FT than 3FG	0-0	2-0	Scoring 60-69 points.....	0-0	5-0
Making 5 or more 3FGs.....	0-0	3-0	Scoring 70-79 points.....	0-0	0-0
Making less than 5 3FGs.....	0-0	5-0	Scoring 80-89 points.....	0-0	1-0
Making no 3 FGs.....	0-0	0-0	Scoring 90-99 points.....	0-0	2-0
Attempting 15 or more 3FGs.....	0-0	3-0	Scoring 100 points or more.....	0-0	0-0
Attempting less than 15 3FGs.....	0-0	5-0			

2015-16 Team High/Low

South Carolina Highs	South Carolina Lows	Category	Opponent Lows	Opponent Highs
92 vs. UNCG, 11/15	60 vs. Arizona State, 11/27	Points in Game	41, at Clemson, 11/18	80, Ohio State, 11/13
53 (1st) vs. UNCG, 11/15	29 (1st) at Hawaii, 11/29	Points in a Half	19 (2nd), UNCG, 11/15	47 (1st), Ohio State, 11/13
30 (1st) vs. Ohio State, 11/13	9 (4th) at Clemson, 11/18	Points in a Quarter	8 (2nd), at Hawaii, 11/29 8 (3rd), at Clemson, 11/18	26 (1st), Ohio State, 11/13
35 vs. CSUB, 11/28	23 at Clemson, 11/18	Field Goals Made	14, at Clemson, 11/18	26, Ohio State, 11/13
35 vs. UNCG, 11/15				
69 vs. Ohio State, 11/13	55 at Hawaii, 11/29	Field Goal Attempts	43, at Clemson, 11/18	80, Ohio State, 11/13
.547 (35-64) vs. CSUB, 11/28	.365 (23-63) at Clemson, 11/18	FG Percentage	.258 (16-62), UNCG, 11/15	.431 (25-58), vs. CSUB, 11/28
8 vs. UNCG, 11/15	1 vs. Arizona State, 11/17	3-Point FG Made	3, vs. Duke, 12/6 3, at Clemson, 11/18 3, UNCG, 11/15	10, Ohio State, 11/13
25 at Clemson, 11/18	10 vs. Duke, 12/6	3-Point FG Attempts	7, at Clemson, 11/18	23, Ohio State, 11/13
.333 (8-24) vs. UNCG, 11/15	.091 (1-11) vs. Arizona St., 11/27	3-Point FG Percentage	.222 (4-18), at UCLA, 11/22	.444 (8-18), vs. CSUB, 11/28
23 vs. Ohio State, 11/13	11 vs. Arizona State, 11/27	Free Throws Made	8, at Hawaii, 11/29	18, Ohio State, 11/13
35 vs. Ohio State, 11/13	16 vs. Arizona State, 11/27	Free Throw Attempts	13, vs. Duke, 12/6	25, at UCLA, 11/22
	16 at UCLA, 11/22			
.875 (14-16) at UCLA, 11/22	.500 (14-28) at Clemson, 11/18	FT Percentage	.444 (8-18), at Hawaii, 11/29	.900 (18-20), Ohio State, 11/13
51 vs. Ohio State, 11/13	30 at Hawaii, 11/29	Rebounds	30, vs. CSUB, 11/28	42, Ohio State, 11/13
25 vs. UNCG, 11/15	6 vs. Arizona State, 11/27	Assists	3, Ohio State, 11/13	16, vs. CSUB, 11/28
15 vs. UNCG, 11/15	5 vs. CSUB, 11/28	Steals	0, at Clemson, 11/18	13, at UCLA, 11/22 13, Ohio State, 11/13
10 vs. UNCG, 11/15	3 vs. Arizona State, 11/27	Blocked Shots	0, at Clemson, 11/18	10, Ohio State, 11/13
21 vs. Arizona State, 11/27	5 vs. CSUB, 11/28	Turnovers	9, at UCLA, 11/22	21, UNCG, 11/15
21 at UCLA, 11/22	5 at Clemson, 11/18			
22 at Hawaii, 11/29	12 vs. CSUB, 11/28	Fouls	21, vs. Duke, 12/6	29, Ohio State, 11/13

2015-16 Individual Superlatives

Category	South Carolina	Opponent
Points in Game	28 by A'ja Wilson vs. Duke, 12/6	36 by Kelsey Mitchell, Ohio State, 11/13
Points in a Half	20 (2nd) by A'ja Wilson vs. Duke, 12/6	21 (2nd) by Kelsey Mitchell, Ohio State, 11/13
Points in a Quarter	12 (3rd) by A'ja Wilson vs. Duke, 12/6 12 (4th) by A'ja Wilson vs. Ohio State, 11/13	13 (4th) by Kelsey Mitchell, Ohio State, 11/13
Field Goals Made	10 by A'ja Wilson vs. Duke, 12/6 10 by A'ja Wilson vs. CSU Bakersfield, 11/28	10 by Kelsey Mitchell, Ohio State, 11/13
Field Goal Attempts	19 by A'ja Wilson vs. Duke, 12/6	24 by Kelsey Mitchell, Ohio State, 11/13
FG Percentage	1.00 (3-3) by Shay Colley vs. CSU Bakersfield, 11/28	.667 (6-9) by Kyra Lambert, Duke, 12/6 .667 (6-9) by Destiny King, at Hawaii, 11/29
3-Point FG Made	5 by Tina Roy at UCLA, 11/22	4 by Katie Hemen, vs. Arizona State, 11/27 4 by Ameryst Alston, Ohio State, 11/13 4 by Kelsey Mitchell, Ohio State, 11/13
3-Point FG Attempts	11 by Tina Roy at UCLA, 11/22	9 by Kelsey Mitchell, Ohio State, 11/13
3-Point FG Percentage	.571 (4-7) by Tiffany Mitchell at Clemson, 11/18	.800 (4-5) by Ameryst Alston, Ohio State, 11/13
Free Throws Made	8 by A'ja Wilson vs. Duke, 12/6	12 by Kelsey Mitchell, Ohio State, 11/13
Free Throw Attempts	10 by A'ja Wilson vs. Duke, 12/6 10 by Alaina Coates vs. Ohio State, 11/13	13 by Kelsey Mitchell, Ohio State, 11/13
FT Percentage	1.00 (6-6) by Tiffany Mitchell at UCLA, 11/22	.923 (12-13) by Kelsey Mitchell, Ohio State, 11/13
Rebounds	19 by A'ja Wilson vs. Ohio State, 11/13	15 by Shayla Cooper, Ohio State, 11/13
Assists	6 by Bianca Cuevas vs. CSU Bakersfield, 11/28 6 by Asia Dozier vs. UNCG, 11/15 6 by Tina Roy vs. UNCG, 11/15	6 by Danielle Edwards, at Clemson, 11/18
Steals	4 by Khadijah Sessions vs. Duke, 12/6 4 by Khadijah Sessions at Hawaii, 11/29 4 by Tiffany Mitchell at Clemson, 11/18 4 by Tiffany Mitchell vs. Ohio State, 11/13 4 by Khadijah Sessions vs. Ohio State, 11/13	6 by Jordin Canada, at UCLA, 11/22
Blocked Shots	6 by A'ja Wilson vs. UNCG, 11/15	3 by Azura Stevens, Duke, 12/6 3 by Kelsey Mitchell, Ohio State, 11/13
Turnovers	8 by Tiffany Mitchell vs. Ohio State, 11/13	8 by Shayla Cooper, Ohio State, 11/13

Gamecock Career Highs

Alaina Coates

Pts	24, 2x, last vs. Ole Miss, 1/30/14
FG	11 vs. Vanderbilt, 1/5/14
FGA	16 vs. Vanderbilt, 1/5/14
FG %	1.000 (7-7) vs. SC St., 12/22/13
FT	11 at San Diego St., 11/23/13
FTA	15 at San Diego St., 11/23/13
FT %	1.000 (10-10) vs. North Carolina, 3/27/15
Reb	17 vs. Kentucky, 1/9/14
Off Reb	7 vs. Kentucky, 1/9/14
Def Reb	13 vs. CSU Northridge, 3/23/14
Blk	5, 3x, last vs. Alabama, 1/29/15
Stl	3, 3x, last vs. UNCG, 11/15/15
Asst	3, 3x, last vs. Savannah State, 3/22/15
Min	32 at UCLA, 11/22/15

Shay Colley

Pts	7 vs. UNCG, 11/15/15
FG	3, 2x, last vs. CSUB, 11/28/15
FGA	5, 2x, last at UCLA, 11/22/15
FG %	1.00 (3-3) vs. CSUB, 11/28/15
FT	5 at Clemson, 11/18/15
FTA	6 at Clemson, 11/18/15
FT %	.833 (5-6) at Clemson, 11/18/15
Reb	3, 2x, last at Hawaii, 11/29/15
Off Reb	2, 2x, last at UCLA, 11/22/15
Asst	2, 2x, last vs. CSUB, 11/28/15
Min	16, 2x, last at Clemson, 11/18/15

Bianca Cuevas

Pts	21 at Ole Miss, 2/1/15
FG	8 vs. CSUB, 11/28/15
FGA	14 at Georgia, 2/5/15
FG %	.833 (5-6) at Hampton, 12/17/14
3FG	2, 5x, last vs. CSUB, 11/28/15
3FGA	6 vs. Clemson, 11/20/14
3FG %	.667 (2-3) at Hampton, 12/17/14
FT	9 at Ole Miss, 2/1/15
FTA	11 at Ole Miss, 2/1/15
FT %	1.000 (5-5) vs. Syracuse, 3/22/15
Reb	4, 6x, last vs. Duke, 12/6/15
Off Reb	3 vs. Alabama, 1/29/15
Blk	2 vs. NC Central, 12/1/14
Stl	4, 2x, last vs. Savannah State, 12/14/14
Asst	6 vs. CSUB, 11/28/15
Min	29 at Hawaii, 11/29/15

Asia Dozier

Pts	16, 2x, at San Diego St., 11/23/13
FG	6, 2x, last at Alabama, 1/8/15
FGA	13 at San Diego St., 11/23/13
FG %	1.00 (4-4) at Kentucky, 2/14/13
3FG	4, 2x, last vs. Syracuse, 3/22/15
3FGA	10 at San Diego St., 11/23/13
3FG %	1.000 (2-2), 2x, last vs. Savannah St., 12/28/13
FT	4, 3x, last vs. Florida State, 3/29/15
FTA	7 vs. Elon, 11/9/12
FT %	1.000 (4-4), 2x, last vs. Florida State, 3/29/15
Reb	10 vs. Elon, 11/9/12
Off Reb	4 vs. Elon, 11/9/12
Blk	3 at Kentucky, 3/1/15
Stl	2, 8x, last vs. LSU, 3/7/15
Asst	6, 3x, last vs. UNCG, 11/15/15
Min	40 at Arkansas, 1/2/14

Kaydra Duckett

Pts	2, 2x, last vs. Savannah State, 12/14/14
FGA	3 vs. Savannah State, 12/14/14
FT	2 vs. Savannah State, 12/14/14
FTA	2 vs. Savannah State, 12/14/14
FT %	1.000 (2-2) vs. Savannah State, 12/14/14
Reb	4 vs. Savannah State, 12/14/14
Off Reb	2 vs. Savannah State, 12/14/14
Min	10 vs. UNCG, 11/15/15

India Farmer

Pts	3, 2x, last vs. Alabama, 1/19/14
FGA	3 vs. NC Central, 12/2/13
3FGA	2 vs. NC Central, 12/2/13
FT	2 at Florida, 1/19/15
FTA	2, 2x, last, at Florida, 1/19/15
FT %	1.000 (2-2) at Florida, 1/19/15
Reb	3 vs. NC Central, 12/2/13
Blk	2 vs. UNCG, 11/15/15
Min	11 vs. NC Central, 12/2/13

Sarah Imovbioh

Pts	14 vs. UNCG, 11/15/15
FG	5 vs. UNCG, 11/15/15
FGA	7 vs. UNCG, 11/15/15
FG %	.800 (4-5) vs. Ohio St., 11/13/15
FT	4 vs. UNCG, 11/15/15
FTA	8 at Clemson, 11/18/15
FT %	.667 (4-6) vs. UNCG, 11/15/15
Reb	11 vs. UNCG, 11/15/15
Off Reb	5 vs. UNCG, 11/15/15
Stl	2, 2x, last at Clemson, 11/18/15
Min	21 vs. UNCG, 11/15/15

Tiffany Mitchell

Pts	25 vs. Georgia, 2/27/14
FG	8, 6x, last vs. Florida State, 3/29/15
FGA	17 vs. Tennessee, 1/3/13
FG %	.857 (6-7) vs. Savannah State, 12/14/14
3FG	6, 2x, last at Hampton, 12/17/14
3FGA	8, 2x, last at Hampton, 12/17/14
3FG %	1.000 (6-6) vs. San Diego State, 11/23/14
FT	13 vs. CSU Northridge, 3/23/14
FTA	17 vs. CSU Northridge, 3/23/14
FT %	1.000 (10-10) vs. Georgia, 2/27/14
Reb	11, 5x, last at Arkansas, 1/2/14
Off Reb	6 at Florida, 1/20/13
Blk	3 at Arkansas, 2/19/15
Stl	7 vs. NC Central, 12/1/14
Asst	9 at San Diego State, 11/23/13
Min	40, 2x, last vs. Florida State, 3/29/15

Tina Roy

Pts	17 at UCLA, 11/22/15
FG	6 at UCLA, 11/22/15
FGA	14 at UCLA, 11/22/15
FG %	1.000 (4-4) at Alabama, 1/8/15
3FG	5, 3x, last at UCLA, 11/22/15
3FGA	11 at UCLA, 11/22/15
3FG %	1.000 (3-3) at Alabama, 1/8/15
FT	4 at Southern Cal, 11/25/13
FTA	4, 4x, last vs. Georgia, 2/27/14
FT %	1.000 (4-4) at Southern Cal, 11/25/13
Reb	8 at Mississippi State, 2/6/14
Off Reb	3, 2x, last vs. CSU Northridge, 3/23/14
Blk	2 vs. Mississippi State, 2/6/14
Stl	3 vs. Southern Cal, 11/15/14
Asst	10 vs. Savannah State, 12/14/14
Min	37 at UCLA, 11/22/15

Khadijah Sessions

Pts	19 vs. Auburn, 2/3/13
FG	6, 2x, last vs. Seton Hall, 11/17/13
FGA	15 at Missouri, 2/28/13
FG %	.833 (5-6) vs. LSU, 2/12/15
3FG	3, 4x, last vs. LSU, 3/7/15
3FGA	6, 3x, last vs. Kentucky, 1/11/15
3FG %	1.00 (3-3) at Kentucky, 2/20/14
FT	8 vs. Auburn, 2/3/13
FTA	12 vs. Missouri, 2/2/14
FT %	1.00 (5-5) at Kentucky, 2/20/14
Reb	6 vs. Clemson, 11/20/14
Off Reb	3, 2x, last vs. Arizona State, 11/27/15
Stl	4, 13x, last vs. Duke, 12/6/15
Asst	8 vs. NC Central, 12/1/14
Min	37, 2x, last vs. Duke, 12/6/15

Jatarie White

Pts	11 vs. Clemson, 11/20/14
FG	5 vs. Clemson, 11/20/14
FGA	12 vs. Clemson, 11/20/14
FG %	.600 (3-5) vs. San Diego State, 11/23/14
FT	2, 5x, last at UCLA, 11/22/15
FTA	4 at Florida, 1/19/15
FT %	1.000 (2-2) at UCLA, 11/22/15
Reb	7 at Georgia, 2/5/15
Off Reb	4 at Clemson, 11/18/15
Def Reb	7 at Georgia, 2/5/15
Blk	2 at Georgia, 2/5/15
Stl	2 vs. Syracuse, 3/22/15
Asst	2, 4x, last at Clemson, 11/18/15
Min	22 vs. San Diego St., 11/23/14

A'ja Wilson

Pts	28 vs. Duke, 12/6/15
FG	10, 2x, last vs. Duke, 12/6/15
FGA	19 vs. Duke, 12/6/15
FG %	.800 (8-10) vs. Savannah State, 12/14/14
FT	11 vs. LSU, 2/12/15
FTA	15 vs. LSU, 2/12/15
FT %	1.00 (5-5) vs. Miss. St., 2/26/15
Reb	19 at Kentucky, 3/1/15
Off Reb	6, 2x, last vs. Duke, 12/6/15
Def Reb	14 at Kentucky, 3/1/15
Blk	6, 2x, last vs. UNCG, 11/15/15
Stl	3, 4x, last vs. Central Michigan, 12/20/14
Asst	4 vs. CSUB, 11/28/15
Min	33 at Kentucky, 3/1/15

The Last Time...

Individual

Scored 50 Points

South Carolina 51, Jocelyn Penn vs. Stetson, 1/4/03
Opponent Never

Scored 40 Points

South Carolina 51, Jocelyn Penn vs. Stetson, 1/4/03
Opponent 46, Cornelia Gayden, LSU, 1/14/95

Scored 30 Points

South Carolina 30, Ieasia Walker vs. Clemson, 11/18/10
Opponent 36, Kelsey Mitchell, Ohio State, 11/13/15

Grabbed 20 Rebounds

South Carolina 25, Kelsey Bone vs. Boston University, 12/28/09
Opponent 24, Courtney Paris, Oklahoma, 12/30/07

Grabbed 15 Rebounds

South Carolina 19, A'ja Wilson at Kentucky, 3/1/15
Opponent 15, Shayla Cooper, Ohio State, 11/13/15

Two Players with 20 or More Points

South Carolina A'ja Wilson 26/Bianca Cuevas 20 vs. CSU Bakersfield, 11/28/15
Opponent Kelsey Mitchell 36/Ameryst Alston 23, Ohio State, 11/13/15

Two Players with 10 or More Rebounds

South Carolina Alaina Coates 12/A'ja Wilson 10 at UCLA, 11/22/15
Opponent Shela Boykin 12/Danielle Ballard 12, LSU, 2/12/15

Had 10 Assists

South Carolina 10, Tina Roy vs. Savannah State, 12/14/14
Opponent 11, Marneshia Richard, Mississippi State, 1/21/07

Had Five Steals

South Carolina 5, Tiffany Mitchell at Arkansas, 2/19/15
Opponent 6, Jordyn Canada, at UCLA, 11/22/15

Had Five Blocked Shots

South Carolina 6, A'ja Wilson vs. UNCG 11/15/15
Opponent 5, Breanna Stewart, at UConn, 2/9/15

Had a Double-Double

South Carolina A'ja Wilson (28 pts/11 rebs) vs. Duke, 12/6/15
Opponent Stephanie Mavunga (10 pts/13 rebs), North Carolina, 3/27/15

Two Players had a Double-Double

South Carolina Alaina Coates (12 pts/12 rebs)/A'ja Wilson (11 pts/10 rebs) at UCLA, 11/22/15
Opponent Sheila Boykin (12 pts/12 rebs)/Danielle Ballard (16 pts/12 rebs), LSU, 2/12/15

Three Players had a Double-Double

South Carolina Ashley Bruner (16 pts/12 rebs)/Aleighsa Welch (16 pts/ 11 rebs)/Elem Ibiem (12 pts/10 rebs) vs. Kansas, 3/25/13
Opponent Merlakia Jones (26 pts/10 rebs)/Takilya Davis (19 pts/13 rebs)/DeLisha Milton (14 pts/15 rebs), at Florida, 2/20/94

Had a Triple-Double

South Carolina Iva Sliskovic (18 pts, 15 rebs, 10 assts) vs. High Point, 12/20/06
Opponent Never

Team

Scored 100 Points

South Carolina 102 at Alabama, 1/8/15
Opponent 103, Clemson, 11/21/03

Won by 30 or More Points

South Carolina 92-44 (48) vs. UNCG, 11/15/15
Opponent 66-34 (32), Georgia, 3/4/11

Shot 65% or Better from the Field

South Carolina .652 (45-69) vs. East Tennessee State, 12/19/00
Opponent Never

Shot 60% or Better from the Field

South Carolina .612 (30-49) vs. Florida State, 3/29/15
Opponent .604 (29-48), Vanderbilt, 1/18/01

Shot 50% or Better from the Field

South Carolina .547 (35-64) vs. CSU Bakersfield, 11/28/15
Opponent .554 (31-56), at UConn, 2/9/15

No Players in Double-Figure Points

South Carolina at Auburn, 1/19/12
Opponent at Georgia, 2/5/15

Five Players in Double-Figure Points

South Carolina vs. UNCG, 11/15/15
Opponent Arkansas, 2/14/10

More Than Five Players in Double-Figure Points

South Carolina 6 vs. Syracuse, 3/22/15
Opponent 6 at Georgia, 2/13/03

Faced AP Top-25 Opponent

Win 66-55 vs. No. 14 Duke, 12/6/15
Loss 56-67 at No. 13 Kentucky, 3/1/15

Faced AP Top-10 Opponent

Win 88-80 vs. No. 6 Ohio State, 11/13/15
Loss 87-62 at No. 2 UConn, 2/9/15

Faced AP Top-5 Opponent

Win 62-46 vs. No. 5 Tennessee, 3/8/15
Loss 87-62 at No. 2 UConn, 2/9/15

Faced AP No. 1 Team

Win Never
Loss 49-53 vs. No. 1 Stanford, 12/19/12

Overtime Game

Win 58-55 vs. Drexel, 11/28/12
Loss 65-57 at Texas A&M, 1/16/14

Double-Overtime Game

Win 92-91 at Florida State, 2/4/91
Loss 92-94 at Clemson, 11/19/09

South Carolina Was Ranked (AP Poll)

No. 1 2/9/15
Top 10 No. 2, 12/7/15
Top 25 No. 2, 12/7/15

Staley Era Team Records

Italics indicates set in 2015-16

Scoring

Most	Points
1. vs. Savannah State, 12/14/14	111
2. at Alabama, 1/8/15	102
3. vs. Clemson, 11/20/14	99
vs. Ole Miss, 1/30/14	99
vs. Charleston Southern, 11/8/13	99

Fewest	Points
1. at Stanford, 11/26/10	32
2. vs. Georgia, 3/4/11	34
3. vs. Mississippi State, 3/5/09	39
4. at Georgia, 1/13/13	40
5. at Mississippi State, 2/26/09	41

Fewest Allowed	Points
1. vs. South Carolina State, 12/14/11	21
2. vs. Presbyterian, 11/27/11	24
3. vs. NC Central, 12/1/14	26
vs. SC State, 12/22/13	26
5. vs. NC Central, 12/2/13	27

Most Allowed	Points
1. at Clemson, 11/19/09	94
2. vs. North Carolina, 12/20/09	93
3. at Connecticut, 2/9/15	87
4. vs. Xavier, 11/12/10	84
5. at Tennessee, 2/17/11	82
at Florida, 2/22/09	82

Margin of Outcome

Victory	Score	Margin
1. vs. Charleston Southern, 11/8/13	99-29	+70
2. vs. NC Central, 12/1/14	90-26	+64
3. vs. Savannah State, 12/14/14	111-49	+62
4. vs. Clemson, 11/20/14	99-41	+58
5. vs. NC Central	79-27	+52

Defeat	Score	Margin
1. at Stanford, 11/26/10	32-70	-38
2. vs. Georgia, 3/4/11	34-66	-32
3. vs. Stanford, 12/19/08	47-78	-31
4. at Penn State, 11/21/10	48-78	-30
5. vs. Connecticut, 12/28/08	48-77	-29

Field Goals

Made	FGM
1. vs. Charleston Southern, 11/8/13	39
2. vs. Savannah State, 12/14/14	38
vs. Clemson, 11/20/14	38
4. at Alabama, 1/8/15	37
vs. Central Michigan, 12/20/14	37

Attempts	FGA
1. vs. Penn State, 11/20/11	76
2. at Clemson, 11/19/09	74
3. vs. Tennessee, 1/20/11	73
4. vs. Central Michigan, 12/20/14	72
vs. Clemson, 11/20/14	72
vs. Kansas, 3/25/13	72

Highest Percentage (Min. 40 FGA)	FGM-A	Pct
1. vs. Savannah State, 3/20/15	34-53	.642
2. at Alabama, 1/8/15	37-58	.638
3. vs. Florida State, 3/29/15	30-49	.612
4. vs. Charleston Southern, 11/8/13	39-64	.609
5. vs. Ole Miss, 1/30/14	31-51	.608

Lowest Percentage (Min. 40 FGA)	FGM-A	Pct
1. at Stanford, 11/26/10	12-55	.218
2. vs. Georgia, 3/4/11	12-52	.231
3. at Florida, 1/20/13	15-64	.234
4. at Kentucky, 2/5/09	13-55	.236
5. at Georgia, 1/2/11	13-54	.241

Lowest Percentage Allowed	FGM-A	Pct
1. vs. South Carolina State, 12/14/11	6-48	.125
2. vs. NC Central, 12/2/13	8-50	.160
3. vs. Charleston Southern, 11/8/13	10-54	.185
4. vs. Arkansas, 3/6/15	11-57	.193
vs. Hampton, 11/22/12	11-57	.193

Highest Percentage Allowed	FGM-A	Pct
1. vs. Connecticut, 12/28/08	35-62	.565
vs. Florida, 1/9/11	26-46	.565
3. vs. Xavier, 11/12/10	34-61	.557
4. at Connecticut, 2/9/15	31-56	.554
5. at Kentucky, 1/13/11	30-55	.545

3-Point Field Goals

Made	3FGM
1. at Alabama, 1/8/15	11
2. at Hampton, 12/17/14	9
vs. Syracuse, 11/28/14	9
vs. San Diego State, 11/23/14	9
Seven other times	9

Attempts	3FGA
1. vs. Penn State, 11/20/11	29
2. vs. College of Charleston, 11/14/13	28
vs. North Carolina, 12/19/10	28
4. vs. Syracuse, 11/28/14	26
5. <i>at Clemson, 11/18/15</i>	25
vs. Savannah State, 11/15/12	25
at Ole Miss, 1/16/11	25

Percentage (Min. 5 3FGA)	3FGM-A	Pct
1. vs. Oregon State, 3/25/14	4-6	.667
vs. Ole Miss, 1/30/14	4-6	.667
vs. Savannah State, 12/28/13	4-6	.667
vs. Western Carolina, 12/29/12	6-9	.667
at Alabama, 1/10/10	8-12	.667
vs. Charlotte, 12/21/08	8-12	.667

Free Throws

Made	FTM
1. vs. Savannah State, 12/14/14	34
vs. Oregon State, 3/25/14	34
3. vs. Ole Miss, 1/30/14	32
at Mississippi State, 1/6/13	32
5. vs. Georgia, 2/27/14	30
vs. Savannah State, 12/28/13	30
vs. Seton Hall, 11/17/13	30

Attempts	FTA
1. at Mississippi State, 1/6/13	50
2. vs. Savannah State, 12/28/13	48
3. vs. Savannah State, 12/14/14	47
4. vs. Missouri, 2/2/14	46
5. vs. Seton Hall, 11/17/13	44
vs. SC State, 12/21/12	44

Percentage (Min. 10 FTA)	FTM-A	Pct
1. vs. Alabama, 1/19/14	10-11	.909
2. vs. Auburn, 1/2/09	23-26	.885
3. <i>at UCLA, 11/22/15</i>	14-16	.875
vs. San Diego State, 11/28/09	14-16	.875
5. at Mississippi State, 2/6/14	20-23	.870

Rebounding

Total	Rebs
1. vs. College of Charleston, 11/14/13	62
2. at Florida, 1/20/13	59
3. vs. Hampton, 11/22/12	57
4. vs. Savannah State, 12/14/14	56
5. vs. Kentucky, 1/11/15	55

Margin	Rebs	Margin
1. vs. Savannah State, 12/14/14	56-21	+35
2. at Alabama, 2/7/13	53-24	+29
3. vs. Hampton, 12/17/14	48-21	+27
4. vs. SC State, 12/22/13	47-21	+26
vs. Florida Gulf Coast, 11/23/12	46-20	+26

Assists

Game	Assists
1. vs. NC Central, 12/1/14	26
2. <i>vs. UNCG, 11/15/15</i>	25
vs. San Diego State, 11/23/14	25
vs. Clemson, 11/20/14	25
vs. Alabama, 1/19/14	25
vs. Charleston Southern, 11/8/13	25

Steals

Game	Steals
1. vs. NC Central, 12/1/14	21
vs. Furman, 12/11/11	21
3. vs. San Diego State, 11/23/14	18
4. vs. Charleston Southern, 11/8/13	17
5. vs. NC State, 12/12/10	16
vs. USC Upstate, 12/16/08	16

Blocked Shots

Game	Blocks
1. vs. Arkansas, 3/6/15	15
2. at Mississippi State, 2/6/14	14
vs. Kentucky, 1/9/14	14
4. at Kentucky, 3/1/15	12
vs. Charleston Southern, 11/14/13	12

Turnovers

Fewest	TOs
1. at Tennessee, 2/2/12	4
2. <i>vs. CSU Bakersfield, 11/28/15</i>	5
<i>at Clemson, 11/18/15</i>	5
vs. Tennessee, 2/23/15	5
vs. Syracuse, 11/28/14	5
at Missouri, 2/28/13	5
vs. Georgia, 3/2/12	5
vs. Ole Miss, 3/3/11	5

Most	TOs
1. at Wake Forest, 12/3/08	32
2. vs. Hampton, 11/22/12	29
vs. Kentucky, 1/15/12	29
4. at Kentucky, 1/13/11	28
5. vs. Jacksonville, 12/30/08	26



Dawn Staley

Head Coach
8th Season at South Carolina
Virginia, 1992



When three-time Olympic gold medalist Dawn Staley took the reins of the University of South Carolina women's basketball program on May 10, 2008, the Gamecocks' stature immediately rose not just in the Southeastern Conference but on the national stage as well. Building on a foundation of hard work, defensive effort and a "team first" mentality, South Carolina began to realize those expectations in 2011-12, and the program has continued to thrive. The Gamecocks boast four straight 25-win seasons, which include two SEC regular-season championships (2014, 2015), an SEC Tournament title (2015), an NCAA Final Four appearance (2015) and two other Sweet 16 seasons (2012, 2014), the program's first ever No. 1 national ranking and a school-record 34 wins in 2014-15. Staley's success has united every demographic in the state of South Carolina as the Gamecocks' fan based has tripled over the last three seasons, leading the nation in home attendance in 2014-15 at 12,293 fans per game and pacing the country in attendance increase in 2013-14 and 2014-15.

While her coaching career is blossoming, Staley is still recognized for her body of work as a one of the most decorated participants in United States women's basketball history. The Naismith Memorial Basketball Hall of Fame solidified her legacy with her enshrinement into the Hall as part of the Class of 2013. The Phoenix Club of Philadelphia established the Dawn Staley Award recognizing the nation's top guard in women's Division I basketball in 2013 as well. Staley was inducted into the Women's Basketball Hall of Fame as part of the Class of 2012 and was one of the final nominees for induction to the U.S. Olympic Hall of Fame the same year. In the summer of 2011, the WNBA recognized her as one of the league's "Top 15," honoring the most influential players in the league's history.

In her 16th season as a head coach, Staley has led her teams to six 25-win seasons, a total of 12 postseason appearances (two WNIT) and 34 weeks in the Associated Press top 10, including 12 in the No. 1 spot.

At the helm of the Gamecocks over the last seven seasons, Staley has been named National Coach of the Year (2014, *Basketball Times*), a Naismith National Coach of the Year Finalist (2014, 2015), SEC Coach of the Year (2014, *Coaches and AP*; 2015, *Coaches*) and BCA Female Coach of the Year (2012). She has coached two All-Americans, 16 All-SEC selections, six SEC All-Freshman team selections, two SEC Player of the Year choices, an SEC Sixth Player of the Year, an SEC Defensive Player of the Year and three SEC Freshman of the Year winners. South Carolina has turned in historic seasons each of the last four, especially standing out among the program's 24 seasons in the SEC, posting 25 wins in 2011-12 and 2012-13, 29 wins in 2013-14 and a school-record 34 victories in 2014-15. The Gamecocks have won more SEC games than the season before in each of Staley's last six seasons, and her 67 SEC victories are more than any other Gamecock coach, accounting for 51.1 percent of the program's total 131 league wins. She has helped the Gamecocks to four of the program's five top-four finishes in the SEC, including the first regular-season championship in 2013-14 and a share of the same title in 2014-15. Her 113 overall wins in the last four seasons mark the most successful four-year stretch in program history. Off the court, Staley's Gamecocks have been active in the community and thriving in the classroom. Every student-athlete who completed her eligibility under Staley at South Carolina has graduated or is on track to graduate, and the team GPA has been over 3.0 for the last six semesters. During the historic 2014-15 season, eight Gamecocks posted at least a 3.0 GPA for the year.

Year-by-Year Coaching Record

Year	School	Record	Conf. Rec.	Conf. Finish	Postseason
2000-01	Temple	19-11	11-5	2nd East	WNIT
2001-02	Temple	20-11	12-4	2nd East	A-10 Tourn. Champ./NCAA 1st Round
2002-03	Temple	14-15	9-7	2nd East	
2003-04	Temple	21-10	14-2	1st East	A-10 Tourn. Champ./NCAA 1st Round
2004-05	Temple	28-4	16-0	1st East*	A-10 Tourn. Champ./NCAA 2nd Round
2005-06	Temple	24-8	12-4	3rd	A-10 Tourn. Champ./NCAA 1st Round
2006-07	Temple	25-8	13-1	2nd	NCAA 2nd Round
2007-08	Temple	21-13	12-2	T-1st	NCAA 1st Round
2008-09	South Carolina	10-18	2-12	11th	
2009-10	South Carolina	14-15	7-9	T-7th	
2010-11	South Carolina	18-15	8-8	T-5th	WNIT 2nd Round
2011-12	South Carolina	25-10	10-6	T-4th	NCAA Sweet 16
2012-13	South Carolina	25-8	11-5	T-4th	NCAA 2nd Round
2013-14	South Carolina	29-5	14-2	1st	NCAA Sweet 16
2014-15	South Carolina	34-3	15-1	T-1st	SEC Tourn. Champ./NCAA Final Four
2015-16	South Carolina	8-0	—	—	
Career	16th season	335-154	166-68		
At SC	8th season	163-74	67-43		

Coaching Highlights

College

- 10 NCAA Tournament Appearances (4 at South Carolina)
- 10 20-Win Seasons (4 at South Carolina)
- 3 Regular-Season Conference Titles (SEC 2014, 2015; A-10 2008)
- 5 Conference Tournament Titles (SEC 2015; A-10 2002, 2004, 2005, 2006)
- 2-time Naismith National Coach of the Year Finalist (2014, 2015)
- *Basketball Times* National Coach of the Year (2014)
- 3-time WBCA Region Coach of the Year (Region 3 2014, 2015; Region 1 2005)
- Four-time Conference Coach of the Year (SEC 2014, 2015; A-10 2004, 2005)

USA Basketball

- Senior National Team Asst. Coach (2006-08, 2014-16) – FIBA World Championship gold medal (2014), Beijing Olympics gold medal (2008), FIBA Americas Championship gold medal (2007), FIBA World Championship bronze medal (2006)
- U19 National Team Head Coach – FIBA U19 World Championship gold medal (2015)
- U18 National Team Head Coach – FIBA U18 Americas Championship gold medal (2014)
- Pan Am Games Head Coach – Gold medal (2007)

Playing Highlights

U.S. Professional – 11 seasons

- Five-time WNBA All-Star (2001, 2002, 2003, 2005, 2006)
- Two-time ABL All-Star (1997, 1998)
- WNBA All-Decade Team

USA Basketball

- Olympic gold medalist (1996, 2000, 2004)
- Flag bearer for U.S. in Olympic Games Opening Ceremony (2004)
- Two-time USA Basketball Female Athlete of the Year (1994, 2004)

College – Virginia (1989-92)

- Kodak All-America (1990, 1991, 1992)
- Honda-Broderick Cup Award for Collegiate Female Athlete of the Year (1991)
- Two-time ACC Player of the Year (1991, 1992)
- NCAA Tournament MOP (1991)

Other Notables

- Naismith Memorial Basketball Hall of Fame, Class of 2013
- Order of the Palmetto Recipient (2013)
- Women's Basketball Hall of Fame, Class of 2012



DONIYAH CLINEY

6-0 • R-Fr. • G • Newark, N.J. • Shabazz



2015-16

- Was having great preseason before surgery on her right hand in early November

Prior to South Carolina

- Received an initial eligibility waiver from the NCAA, allowing her to enroll in school but not compete in 2014-15
- After focusing on academics in the fall, began practicing with the team in the spring
- Ranked 13th in the nation among 2014 guards by *ProspectNation.com*
- Scored over 1,000 points in her career
- Named honorable mention all-state
- Averaged 13.4 points, 3.3 assists and 5.2 rebounds, shooting 48 percent from the field, including 39 percent from 3-point range as a senior (2013-14)
- Helped team to state titles her junior (2012-13) and senior (2013-14) seasons
- Played four seasons for Coach Vanessa Watson's Bulldogs

Miscellaneous

	Season	Career
Double-Double	0	0
20+ Points	0	0
10+ Points	0	0
10+ Rebounds	0	0
5+ Blocks	0	0
Tim-High Points	0	0
Tim-High Rebs.	0	0

Career Highs

Pts	
Rebs.....	
Blks	
Stls	
Assts	
Min.....	
FG	
FT.....	



ALAINA COATES

6-4 • Jr. • C • Irmo, S.C. • Dutch Fork



Career Highlights

Naismith Early Season Watch List (2015-16)	2015 Naismith Trophy Top 50 Watch List
Wooden Award Watch List (2015-16)	2014 SEC Co-6th Player of the Year (Coaches)
Preseason All-SEC First Team (Coaches, Media)	2014 SEC Freshman of the Year (Coaches, AP)
2015 SEC All-Defensive Team	2014 Freshman All-America First Team (Full Court)
All-SEC 2nd Team (Coaches - 2014, 2015; AP - 2015)	2014 SEC All-Freshman Team
2015 NCAA Greensboro Region MOP	5-time SEC Freshman of the Week (2013-14)
2015 SEC All-Tournament Team	

Miscellaneous

	Season	Career
Double-Double	2	24
20+ Points	0	8
10+ Points	5	52
10+ Rebounds	2	27
5+ Blocks	0	3
Tim-High Points	0	12
Tim-High Rebs.	2	36

2015-16

- Enjoying early-season accolades, including spots on the Wooden Award Watch List and Naismith Early Season Watch List, preseason All-SEC First Team honors from the league's coaches and media and being ranked No. 12 player in the nation by espnW
- Ranks 10th in SEC in blocks (1.3/game) and 15th in rebounding
- Led team in rebounds twice – at Clemson, at UCLA
- Connected on 7-of-9 field goals against #14/13 Duke (Dec. 6) and tallied six crucial points down the stretch to help South Carolina pull away
- Scored the game-tying putback with 56 seconds left against #16/18 Arizona State (Nov. 27)
- Double-double at UCLA (Nov. 22) kept Gamecocks within reach and picked up key steal during 8-2 run over final 90 seconds to secure the win
- Has scored in double figures in five of eight games
- Dominated the glass late against #6/10 Ohio State (Nov. 13), especially in 10-2 run over final 2:35 that decided the game, and finished the contest with her 24th career double-double (17 points, 13 rebounds)

Career Highs

Pts	24, 2x, last vs. Ole Miss, 1/30/14
Rebs	17 vs. Kentucky, 1/9/14
Blks	5, 3x, last vs. Alabama, 1/29/15
Stls	3, 3x, last vs. UNCG, 11/15/15
Assts	3, 3x, last vs. Savannah St., 3/20/15
Min	32 at UCLA, 11/22/15
FG	11 vs. Vanderbilt, 1/5/14
FT	11 at San Diego St., 11/23/13

2015-16 Highs

Pts	17 vs. Ohio State, 11/13
Rebs	13 vs. Ohio State, 11/13
Blks	3, 2x, last vs. Hawaii, 11/29
Stls	3 vs. UNCG, 11/15
Assts	1, 2x, last vs. Arizona State, 11/27
Min	32 at UCLA, 11/22
FG	7 vs. Duke, 12/6
FT	5 vs. Ohio St., 11/13

2015-16 Game-by-Game

Opponent	Date	GS	MIN	FG-A	3FG-A	FT-A	Reb	A	TO	B	S	TP
Ohio State	11/13		28	6-9	0-0	5-10	4-9-13	0	3	3	1	17
UNCG	11/15	*	13	6-7	0-0	0-3	2-5-7	0	0	0	3	12
at Clemson	11/18	*	22	4-7	0-0	2-4	5-1-6	1	2	2	1	10
at UCLA	11/22	*	32	6-7	0-0	0-0	4-8-12	0	1	0	2	12
vs. Arizona State	11/27	*	23	3-6	0-0	0-1	3-4-7	1	2	1	1	6
vs. CSUB	11/28	*	22	3-10	0-0	0-2	1-3-4	0	1	0	0	6
vs. Hawaii	11/29	*	20	1-3	0-0	1-2	0-1-1	0	2	3	0	3
Duke	12/6	*	25	7-9	0-0	2-4	2-5-7	0	1	1	1	16

Career Stats at South Carolina

Year	GP	GS	Min	Avg	FG	FGA	Pct	3FG	FGA	Pct	FT	FTA	Pct	Off	Def	Tot	Avg	PF	FO	A	TO	Blk	Stl	Pts	Avg
2013-14	34	1	668	19.6	148	242	.612	0	0	—	121	185	.654	82	203	285	8.4	83	1	11	57	73	17	417	12.3
2014-15	36	5	760	21.1	141	251	.562	0	0	—	117	168	.696	99	186	285	7.9	62	0	28	50	53	19	399	11.1
2015-16	8	7	185	23.1	36	58	.621	0	0	—	10	26	.385	21	36	57	7.1	19	0	2	12	10	9	82	10.3
Career	78	13	1613	20.7	325	551	.590	0	0	—	248	379	.654	202	425	627	8.0	164	1	41	119	136	45	898	11.5



SHAY COLLEY

5-8 • Fr. • G • Brampton, Ontario • SECS



Career Highlights

- 2014 FIBA Americas U18 Championship (Canada), silver medal
- 2010 FIBA U17 World Championship (Canada), bronze medal

2015-16

- Has played in seven games this season
- Shot 50.0 percent from the field (4-of-8) at Rainbow Wahine Showdown
- Scored six straight points in just over a minute midway through third quarter against CSUB (Nov. 28) when Roadrunners had closed within five points
- Good contributions to win at Clemson (Nov. 18), adding three free throws to third-quarter surge that sealed the game
- Was solid in extended minutes against UNCG (Nov. 15)
- Made her career debut against #6/10 Ohio State (Nov. 13)

Prior to South Carolina

- Spent four seasons with the Canadian National Team, competing at various levels from the national team to the U17 World Championship team
- Helped the junior national team to a second-place finish at the 2014 FIBA U18 Americas Championship, during which she averaged a team-high 12.8 points, adding 3.0 assists and 1.2 steals per game, highlighted by a 21-point, four-assists performance against the U.S. in group play
- Participated in the 2013 FIBA U19 World Championships and the 2010 FIBA U17 World Championships, at which Canada claimed bronze as she led the team in assists
- Played five seasons at St. Edmund Campion Secondary School, leading the team to a pair of regional championships (2010, 2011) a silver medal in the 2012 Ontario Federation of School Athletic Associations (OFSAA) championship and a gold at the 2014 OFSAA championship

Miscellaneous

	Season	Career
20+ Points	0	0
10+ Points	0	0
5+ Assists	0	0
Tm-High Points	0	0
Tm-High Assists	0	0

Career Highs

Pts	7 vs. UNCG, 11/15/15
Rebs	3, 2x, last vs. Hawaii, 11/29/15
Stls	1, 4x, last vs. Hawaii, 11/29/15
Assts	2, 2x, last vs. CSU Bakersfield, 11/28/15
Min	16 at Clemson, 11/18/15
FG	3, 2x, last vs. CSU Bakersfield, 11/28/15
FT	5 at Clemson, 11/18/15

2015-16 Game-by-Game

Opponent	Date	GS	MIN	FG-A	3FG-A	FT-A	Reb	A	TO	B	S	TP
Ohio State	11/13	6	0-0	0-0	0-0	0-0-0	0	1	0	0	0	0
UNCG	11/15	16	3-5	1-1	0-0	1-1-2	1	2	0	1	7	
at Clemson	11/18	16	0-3	0-1	5-6	2-1-3	2	0	0	1	5	
at UCLA	11/22	8	1-5	0-1	0-0	2-0-2	0	2	0	1	2	
vs. Arizona State	11/27	10	0-2	0-1	0-0	0-1-1	0	1	0	0	0	
vs. CSUB	11/28	13	3-3	0-0	0-0	0-2-2	2	1	0	0	6	
vs. Hawaii	11/29	12	1-3	0-1	0-2	1-2-3	0	1	0	1	2	
Duke	12/6					— DNP —						

Career Stats at South Carolina

Year	GP	GS	Min	Avg	FG	FGA	Pct	3FG	FGA	Pct	FT	FTA	Pct	Off	Def	Tot	Avg	PF	FO	A	TO	Blk	Stl	Pts	Avg
2015-16	7	0	81	11.6	8	21	.381	1	5	.200	5	8	.625	6	7	13	1.9	14	0	5	8	0	4	22	3.1



BIANCA CUEVAS

5-6 • So. • G • Bronx, N.Y. • Nazareth Regional



Career Highlights

2015 Rainbow Wahine Showdown All-Tournament McDonald's All-America (2013-14)
New York Class AA co-Player of the Year (2013-14)

2015-16

- Has appeared in every game
- Ranks 15th in SEC in free throw percentage
- Led team in scoring once – vs. Arizona State
- Handed out team-high assists once – vs. CSUB (Nov. 28)
- Matched a career high with four rebounds against #14/13 Duke (Dec. 6)
- Named to the Rainbow Wahine Showdown All-Tournament team, finishing second on the team in scoring at the event with 17.0 points per game on 54.1 percent shooting, averaging 3.3 rebounds and swiping seven steals over the three-game event
- Scored in double figures for the third-straight game with 13 at Hawaii (Nov. 29), including nine in the second half to help Gamecocks pull away from a seven-point halftime lead
- Fell one point shy of her career high with 20 against CSU Bakersfield with four of her nine fourth-quarter points coming on back-to-back plays to launch a 14-2 run that put the game out of Roadrunners' reach
- Went on a personal 11-7 second-half run against #16/18 Arizona State (Nov. 27) as part of her team-high tying 18 points
- Gave UNCG (Nov. 15) trouble with her speed en route to 11 points, including 6-of-8 from the free throw line

Miscellaneous

	Season	Career
20+ Points	1	2
10+ Points	4	12
5+ Assists	1	6
Tm-High Points	1	3
Tm-High Assists	1	9

Career Highs

Pts	21 at Ole Miss, 2/1/15
Rebs	4, 6x, last vs. Duke, 12/6/15
Blks	2 vs. NC Central, 12/1/14
Stls	4, 2x, last vs. Savannah State, 12/14/14
Assts	6 vs. CSU Bakersfield, 11/28/15
Min	30 vs. Southern Cal, 11/15/14
FG	8 vs. CSU Bakersfield, 11/28/15
3FG	2, 5x, last vs. CSU Bakersfield, 2/5/15
FT	9 at Ole Miss, 2/1/15

2015-16 Highs

Pts	20 vs. CSU Bakersfield, 11/28
Rebs	4, 3x, last vs. Duke, 12/6
Blks	
Stls	3 vs. CSU Bakersfield, 11/28
Assts	6 vs. CSU Bakersfield, 11/28
Min	29 vs. Hawaii, 11/29
FG	8 vs. CSU Bakersfield, 11/28
3FG	2 vs. CSU Bakersfield, 11/15
FT	6 vs. UNCG, 11/15

2015-16 Game-by-Game

Opponent	Date	GS	MIN	FG-A	3FG-A	FT-A	Reb	A	TO	B	S	TP
Ohio State	11/13		8	1-5	0-1	3-4	0-0-0	1	1	0	0	5
UNCG	11/15		19	2-4	1-3	6-8	0-2-2	1	3	0	2	11
at Clemson	11/18		17	2-7	0-3	0-0	0-1-1	2	0	0	2	4
at UCLA	11/22		13	2-4	0-0	3-3	0-2-2	2	2	0	0	7
vs. Arizona State	11/27		18	7-13	0-2	4-7	0-2-2	0	2	0	2	18
vs. CSUB	11/28		26	8-12	2-5	2-2	1-3-4	6	2	0	3	20
vs. Hawaii	11/29		29	5-12	1-3	2-4	1-3-4	0	2	0	2	13
Duke	12/6		13	1-4	0-1	0-2	0-4-4	2	1	0	0	2

Career Stats at South Carolina

Year	GP	GS	Min	Avg	FG	FGA	Pct	3FG	FGA	Pct	FT	FTA	Pct	Off	Def	Tot	Avg	PF	FO	A	TO	Blk	Stl	Pts	Avg
2014-15	37	0	536	14.5	74	200	.370	16	72	.222	45	58	.776	13	35	48	1.3	44	1	64	60	5	42	209	5.6
2015-16	8	0	143	17.9	28	61	.459	4	18	.222	20	30	.667	2	17	19	2.4	9	0	14	13	0	11	80	10.0
Career	45	0	679	15.1	102	261	.391	20	90	.222	65	88	.739	15	52	63	1.5	53	1	78	73	5	53	289	6.4

#31

ASIA DOZIER

6-0 • Sr. • G/F • Columbia, S.C. • Spring Valley



Career Highlights

Three-time SEC Academic Honor Roll

2015-16

- Team captain
- Has played in every game
- Handed out team-high assists twice – UNCG, Duke
- Was solid, steady force on defense against #14/13 Duke (Dec. 6)
- Started the second half at Clemson (Nov. 18) and hit back-to-back 3s as part of 19-5 run that broke open the game
- Tied career high with six assists against UNCG (Nov. 15)
- Started the second half against #6/10 Ohio State (Nov. 13), providing calming influence after Gamecocks trailed at the break

Miscellaneous

	Season	Career
10+ Points	0	13
10+ Rebounds	0	1
5+ Assists	1	9
Tm-High Points	0	2
Tm-High Assists	2	15

Career Highs

Pts	16, 2x, at San Diego State, 11/23/13
Rebs	10 vs. Elon, 11/9/12
Blks	3 at Kentucky, 3/1/15
Stls	2, 8x, last vs. LSU, 3/7/15
Assts	6, 3x, last vs. UNCG, 11/15/15
Min	40 at Arkansas, 1/2/14
FG	6, 2x, last at Alabama, 1/8/15
3FG	4, 2x, last vs. Syracuse, 3/22/15
FT	4, 3x, last vs. Florida State, 3/29/15

2015-16 Highs

Pts	8 at Clemson, 11/18
Rebs	2, 2x, last vs. Duke, 12/6
Blks	
Stls	1, 2x, last vs. Hawaii, 11/29
Assts	6 vs. UNCG, 11/15
Min	26 vs. UNCG, 11/15
FG	3 at Clemson, 11/18
3FG	2 at Clemson, 11/18
FT	3 vs. Hawaii, 11/29

2015-16 Game-by-Game

Opponent	Date	GS	MIN	FG-A	3FG-A	FT-A	Reb	A	TO	B	S	TP
Ohio State	11/13		12	1-2	0-0	2-2	0-0-0	1	2	0	0	4
UNCG	11/15		26	1-4	1-4	0-0	0-2-2	6	0	0	0	3
at Clemson	11/18		21	3-9	2-7	0-0	0-1-1	0	1	0	0	8
at UCLA	11/22		3	0-1	0-1	0-0	0-0-0	0	1	0	0	0
vs. Arizona State	11/27		5	0-0	0-0	0-0	0-1-1	0	1	0	1	2
vs. CSUB	11/28		3	0-1	0-1	0-0	0-0-0	0	0	0	0	0
vs. Hawaii	11/29		25	0-2	0-2	3-4	0-0-0	3	1	0	1	3
Duke	12/6		20	0-2	0-1	0-0	0-2-2	3	1	0	0	0

Career Stats at South Carolina

Year	GP	GS	Min	Avg	FG	FGA	Pct	3FG	FGA	Pct	FT	FTA	Pct	Off	Def	Tot	Avg	PF	FO	A	TO	Blk	Stl	Pts	Avg
2012-13	31	0	398	12.8	28	134	.209	16	91	.176	11	24	.458	19	42	61	2.0	35	1	25	20	4	8	83	2.7
2013-14	34	32	911	26.8	72	211	.341	33	103	.320	28	44	.636	18	77	95	2.8	63	0	92	68	7	21	205	6.0
2014-15	37	30	615	16.6	55	133	.414	29	87	.333	10	13	.769	2	36	38	1.0	27	0	67	33	7	20	149	4.0
2015-16	8	0	115	14.4	6	23	.261	3	16	.188	5	6	.833	0	6	6	0.8	6	0	13	7	0	2	20	2.5
Career	110	62	2039	18.5	161	501	.321	81	297	.273	54	87	.621	39	161	200	1.8	131	1	197	128	18	51	457	4.2



KAYDRA DUCKETT

5-8 • So. • G • Columbia, S.C. • Dreher



Career Highlights

2014 S.C. Basketball Coaches Association 3A Player of the Year
2014 WBCA Honorable Mention (HS) All-America

2015-16

- Has played in three games, seeing early action against #6/10 Ohio State (Nov. 13)

Career Highs

Pts2, 2x, last vs. Savannah State, 12/14/14
Rebs.....4 vs. Savannah State, 12/14/14
Blks 1, 3x, last vs. UNCG, 11/15/15
Stls..... 1, 5x, last vs. UNCG, 11/15/15
Assts 1, 3x, last vs. Syracuse, 3/22/15
Min..... 10 vs. UNCG, 11/15/15
FG 1 vs. NC Central, 12/1/14
FT.....2 vs. Savannah State, 12/14/14

2015-16 Highs

Pts 1 vs. UNCG, 11/15
Rebs..... 1 vs. UNCG, 11/15
Blks 1 vs. UNCG, 11/15
Stls..... 1 vs. UNCG, 11/15
Assts
Min..... 10 vs. UNCG, 11/15
FG
FT.....

2015-16 Game-by-Game

Opponent	Date	GS	MIN	FG-A	3FG-A	FT-A	Reb	A	TO	B	S	TP
Ohio State	11/13		3	0-1	0-0	0-0	0-0-0	0	0	0	0	0
UNCG	11/15		10	0-0	0-0	0-0	0-1-1	0	1	1	1	0
at Clemson	11/18						— DNP —					
at UCLA	11/22						— DNP —					
vs. Arizona State	11/27						— DNP —					
vs. CSUB	11/28						— DNP —					
vs. Hawaii	11/29		1	0-0	0-0	0-0	0-0-0	0	0	0	0	0
Duke	12/6						— DNP —					

Career Stats at South Carolina

Year	GP	GS	Min	Avg	FG	FGA	Pct	3FG	FGA	Pct	FT	FTA	Pct	Off	Def	Tot	Avg	PF	FO	A	TO	Blk	Stl	Pts	Avg
2014-15	20	0	52	2.6	1	13	.077	0	1	.000	2	4	.500	4	7	11	0.6	4	0	3	1	2	4	4	0.2
2015-16	3	0	14	4.7	0	1	.000	0	0	—	0	0	—	0	1	1	0.3	2	0	0	1	1	1	0	0.0
Career	23	0	66	2.9	1	14	.071	0	1	.000	2	4	.500	4	8	12	0.5	6	0	3	2	3	5	4	0.2



#44 INDIA FARMER

6-0 • Jr. • F • N. Myrtle Beach, S.C. • North Myrtle Beach



Career Highlights

Two-time SEC Academic Honor Roll

2015-16

- Recorded a pair of blocked shots against UNCG (Nov. 15)

Career Highs

Pts3, 2x, last vs. Alabama, 1/19/14
 Rebs..... 3 vs. NC Central, 12/2/13
 Blks 2 vs. UNCG, 11/15/15
 Stls..... 1 at Florida, 1/19/15
 Min..... 11 vs. NC Central, 12/2/13
 FG1, 2x, last vs. Alabama, 1/19/14
 FT..... 2 at Florida, 1/19/15

2015-16 Highs

Pts
 Rebs..... 1 vs. UNCG, 11/15
 Blks 2 vs. UNCG, 11/15
 Stls.....
 Assts
 Min..... 5 vs. UNCG, 11/15
 FG
 FT.....

2015-16 Game-by-Game

Opponent	Date	GS	MIN	FG-A	3FG-A	FT-A	Reb	A	TO	B	S	TP
Ohio State	11/13					— DNP —						
UNCG	11/15		5	0-1	0-1	0-0	0-1-1	0	0	2	0	0
at Clemson	11/18					— DNP —						
at UCLA	11/22					— DNP —						
vs. Arizona State	11/27					— DNP —						
vs. CSUB	11/28					— DNP —						
vs. Hawaii	11/29					— DNP —						
Duke	12/6					— DNP —						

Career Stats at South Carolina

Year	GP	GS	Min	Avg	FG	FGA	Pct	3FG	FGA	Pct	FT	FTA	Pct	Off	Def	Tot	Avg	PF	FO	A	TO	Blk	Stl	Pts	Avg
2013-14	18	0	48	2.7	2	7	.286	2	4	.500	0	0	—	2	4	6	0.3	4	0	0	1	1	0	6	0.3
2014-15	16	0	37	2.3	0	4	.000	0	2	.000	4	6	.667	5	3	8	0.5	1	0	0	1	0	1	4	0.3
2015-16	1	0	5	5.0	0	1	.000	0	1	.000	0	0	—	0	1	1	1.0	0	0	0	0	2	0	0	0.0
Career	35	0	90	2.6	2	12	.167	2	7	.286	4	6	.667	7	8	15	0.4	5	0	0	2	3	1	10	0.3



#24

SARAH IMOVBIOH

6-2 • Sr. • F • Abuja, Nigeria • Virginia



Career Highlights

2011 Parade All-America (HS)

2015-16

- Has played in every game
- Ranks 14th in SEC in offensive boards with 2.8 per game
- Led the team in rebounding twice – UNCG, at Clemson
- Was second on team in rebounding at Rainbow Wahine Showdown (Nov. 27-29) with 5.7 per game, including 2.3 offensive per outing
- Grabbed six of eight total rebounds against #16/18 Arizona State (Nov. 27) in the first half, including all three offensive boards to help Gamecocks stay within one possession at halftime
- Started the second half at Clemson (Nov. 18), providing great energy on the glass and adding four points to the game-changing 19-5 third-quarter surge
- Posted first double-double of Gamecock career with 14 points and team-high 11 rebounds against UNCG (Nov. 15)
- Had great fourth quarter against #6/10 Ohio State, scoring the six of the first eight points in the period, including to putbacks, to hold off the charging Buckeyes

Prior to South Carolina

- Played three seasons at Virginia (2013-15), ranking among the ACC's top 15 in rebounding and top 10 in field goal percentage each season
- Closed out her Cavalier experience ranking 19th in the nation with an ACC-best 10.8 rebounds per game (2014-15) while shooting 58.4 percent from the field to rank third in the league
- Was among the ACC's top 25 scorers as a junior (2014-15), netting 12.6 points per game to average a double-double for the season
- Posted 13 double-doubles in 2014-15 to finish her career with 27 to rank ninth in program history
- Became the 30th member of the Cavalier's 1,000-point club and is ninth all-time in career rebounding (793)
- Ranked eighth in the ACC in field goal percentage as a sophomore (2013-14), hitting 54.5 percent from the field, after leading the league with a .591 percentage as a freshman
- Ranked the No. 15 post player in the 2011 class by ESPN Hoopgurlz
- Named a 2011 *Parade* All-American after averaging 29.0 points and 22.6 rebounds her senior season
- Led St. Anne's-Belfield to the VIS Division II state championship game

Miscellaneous

	Season	Career
Double-Double	1	1
10+ Points	1	1
10+ Rebounds	2	2
Tm-High Points	0	0
Tm-High Rebs.	2	2

Career Highs

Pts 14 vs. UNCG, 11/15/15
Rebs 11 vs. UNCG, 11/15/15
Blks
Stls 2, 2x, last at Clemson, 11/18/15
Assts
Min 21 vs. UNCG, 11/15/15
FG 5 vs. UNCG, 11/15/15
FT 4 vs. UNCG, 11/15/15

2015-16 Game-by-Game

Opponent	Date	GS	MIN	FG-A	3FG-A	FT-A	Reb	A	TO	B	S	TP
Ohio State	11/13	*	16	4-5	0-0	0-2	3-7-10	0	1	0	0	8
UNCG	11/15		21	5-7	0-0	4-6	5-6-11	0	0	0	2	14
at Clemson	11/18		19	3-4	0-0	3-8	4-2-6	0	0	0	2	9
at UCLA	11/22		8	0-0	0-0	0-0	3-1-4	0	0	0	1	0
vs. Arizona State	11/27		16	0-1	0-0	1-2	3-5-8	0	2	0	0	1
vs. CSUB	11/28		15	3-5	0-0	0-5	3-2-5	0	0	0	0	6
vs. Hawaii	11/29		13	1-2	0-0	1-1	1-3-4	0	1	0	0	3
Duke	12/6		3	0-0	0-0	0-0	0-0-0	0	1	0	0	0

Career Stats at South Carolina

Year	GP	GS	Min	Avg	FG	FGA	Pct	3FG	FGA	Pct	FT	FTA	Pct	Off	Def	Tot	Avg	PF	FO	A	TO	Blk	Stl	Pts	Avg
2015-16	8	1	111	13.9	16	24	.667	0	0	—	9	24	.375	22	26	48	6.0	12	0	0	5	0	5	41	5.1



TIFFANY MITCHELL

5-9 • Sr. • G • Charlotte, N.C. • Providence Day



Career Highlights

Naismith Early Season Watch List (2015-16)	2015 Wade Watch List
USBWA Ann Meyers Drysdale Award Watch List (2015-16)	2015 Capital One Academic All-District 4
Wooden Award Watch List (2015-16)	2015 NCAA Greensboro Region All-Tournament Team
Preseason All-America (AP, Lindy's, Athlon, SI, ESPN)	No. 4 Player in the Nation, espnW (2014-15)
Preseason SEC Player of the Year (Coaches, Media)	2015 Preseason All-America (AP, SI, ESPN)
Preseason All-SEC First Team (Coaches, Media)	2015 FIBA 3x3 World Championships Gold Medal (USA)
Two-time SEC Player of the Year (Coaches – 2014, 2015; AP – 2015)	2014 WBCA All-America
Two-time All-SEC First Team (Coaches – 2014, 2015; AP – 2014, 2015)	2014 All-America Third Team (AP, Full Court)
2015 All-America First Team (ESPN, AP, USBWA)	2014 Wooden Award Final Ballot, Wade Trophy Watch List, Dawn Staley Award Watch List
2015 Dawn Staley Award Finalist	2014 WBCA All-Region 3
2015 Naismith Finalist	2014 SEC All-Defensive Team
2015 Wooden Award All-America Team/Finalist	2013 SEC All-Freshman Team

Miscellaneous

	Season	Career
Double-Double	0	4
20+ Points	0	13
10+ Points	7	82
10+ Rebounds	0	7
5+ Assists	1	12
5+ Steals	0	8
Tm-High Points	2	39
Tm-High Rebs.	0	10
Tm-High Assists	1	30

Career Highs

Pts25 vs. Georgia, 2/27/14
Rebs11, 5x, last at Arkansas, 1/2/14
Blks3 at Arkansas, 2/19/15
Stls7 vs. NC Central, 12/2/14
Assts9 at San Diego State, 11/23/13
Min40, 2x, last vs. Florida State, 3/29/15
FG8, 6x, last vs. Florida State, 3/29/15
3FG6, 2x, last at Hampton, 12/17/14
FT13 vs. CSU Northridge, 3/23/14

2015-16 Highs

Pts18 at Clemson, 11/18
Rebs5, 2x, last at UCLA, 11/22
Blks1, 2x, last vs. Duke, 12/6
Stls4, 2x, last at Clemson, 11/18
Assts5 vs. UNCG, 11/15
Min36 vs. Arizona State, 11/27
FG6, 2x, last at Clemson, 11/18
3FG4 at Clemson, 11/18
FT7 vs. CSU Bakersfield, 11/28

2015-16

- Selected team captain for second-straight season
- Preseason accolades include spots on the Wooden Award Watch List and Naismith Early Season Watch List, consensus preseason All-America and All-SEC Player of the Year honors and being ranked No. 4 player in the nation by espnW
- Ranks 14th in the SEC in scoring and second in free throw percentage
- Has scored in double figures in seven of eight games
- Has been team's top scorer twice – at Clemson, at UCLA
- Handed out team-high assists once – Ohio State
- Sank free throws that started a 15-5 run over the final 5:03 to overcome one-point deficit to #14/13 Duke (Dec. 6)
- Scored 10 of her 14 points at Hawaii (Nov. 28) in the first half on 4-of-7 shooting (.571), including the first five points of the second quarter
- Netted four of her 17 points at UCLA (Nov. 22) during 10-4 run over final 4:05 to deliver the win
- Looked sharp in win at Clemson (Nov. 18), shooting 50.0 percent from the field with a team-high 18 points, including four 3-pointers, and swiped four steals for second time in three games
- Scored 10 points in the first half against #6/10 Ohio State (Nov. 13)

2015-16 Game-by-Game

Opponent	Date	GS	MIN	FG-A	3FG-A	FTA	Reb	A	TO	B	S	TP
Ohio State	11/13	*	32	6-12	2-4	1-2	1-2-3	3	8	1	4	15
UNCG	11/15	*	23	3-11	2-7	2-2	0-2-2	5	1	0	2	10
at Clemson	11/18	*	25	6-12	4-7	2-4	3-2-5	0	1	0	4	18
at UCLA	11/22	*	34	5-12	1-5	6-6	2-3-5	2	6	0	1	17
vs. Arizona State	11/27	*	36	2-7	0-3	2-2	0-1-1	1	2	0	2	6
vs. CSUB	11/28	*	32	3-9	0-2	7-8	0-1-1	1	1	0	0	13
vs. Hawaii	11/29	*	29	5-10	2-5	2-2	1-1-2	2	3	0	0	14
Duke	12/6	*	35	3-13	1-5	5-6	2-2-4	2	3	1	0	12

Career Stats at South Carolina

Year	GP	GS	Min	Avg	FG	FGA	Pct	3FG	FGA	Pct	FT	FTA	Pct	Off	Def	Tot	Avg	PF	FO	A	TO	Blk	Stl	Pts	Avg
2012-13	33	30	927	28.1	107	282	.379	22	60	.367	68	111	.613	60	109	169	5.1	64	1	43	82	4	44	304	9.2
2013-14	34	34	1066	31.4	165	335	.493	40	74	.541	157	198	.793	41	149	190	5.6	63	0	118	97	8	62	527	15.5
2014-15	37	37	1106	29.9	189	378	.500	57	137	.416	98	117	.838	28	87	115	3.1	64	1	106	82	11	65	533	14.4
2015-16	8	8	246	30.8	33	86	.384	12	38	.316	27	32	.844	9	14	23	2.9	16	0	16	25	2	13	105	13.1
Career	112	109	3345	29.9	494	1081	.457	131	309	.424	350	458	.764	138	359	497	4.4	207	2	283	286	25	184	1469	13.1



#23

TINA ROY

5-11 • Sr. • G • Kaplan, La. • Kaplan



Career Highlights

Two-time SEC Academic Honor Roll

2015-16

- Selected team captain
- Has started every game, the first regular starting position of her career
- Ranks 15th in the SEC in 3-pointer made per game (1.6)
- Has led the team in scoring once – at UCLA
- Dished out a team-high assists three times – UNCG, at UCLA, vs. Arizona State
- Matched her career high with five 3s at UCLA (Nov. 22), including one to open the fourth quarter to launch the Gamecocks' 23-17 final period to overcome a three-point deficit
- Hit a clutch 3 in the third quarter against #6/10 Ohio State (Nov. 13), tying the game as part of an 8-2 run to close the period

Miscellaneous

	Season	Career
10+ Points	1	13
5+ Assists	0	5
Tm-High Points	1	3
Tm-High Assists	3	13

Career Highs

Pts17 at UCLA, 11/22/15
Rebs8 at Mississippi State, 2/6/14
Blks2 at Mississippi State, 2/6/14
Stls3 vs. Southern Cal, 11/15/14
Assts10 vs. Savannah State, 12/14/14
Min37 at UCLA, 11/22/15
FG6 at UCLA, 11/22/15
3FG5, 3x, last at UCLA, 11/22/15
FT4 at Southern Cal, 11/25/13

2015-16 Highs

Pts17 at UCLA, 11/22
Rebs5 vs. CSU Bakersfield, 11/28
Blks1 vs. Arizona State, 11/27
Stls1, 3x, last vs. Duke, 12/6
Assts6 vs. UNCG, 11/15
Min37 at UCLA, 11/22
FG6 at UCLA, 11/22
3FG5 at UCLA, 11/22
FT

2015-16 Game-by-Game

Opponent	Date	GS	MIN	FG-A	3FG-A	FT-A	Reb	A	TO	B	S	TP
Ohio State	11/13	*	23	1-6	1-6	0-0	0-1-1	1	1	0	0	3
UNCG	11/15	*	19	3-8	3-8	0-0	0-0-0	6	0	0	0	9
at Clemson	11/18	*	22	1-6	1-6	0-0	0-1-1	1	0	0	1	3
at UCLA	11/22	*	37	6-14	5-11	0-0	0-3-3	4	2	0	0	17
vs. Arizona State	11/27	*	22	1-7	1-3	0-0	0-2-2	3	2	1	0	3
vs. CSUB	11/28	*	21	1-4	1-4	0-0	1-4-5	3	0	0	0	3
vs. Hawaii	11/29	*	9	0-1	0-1	0-0	0-0-0	2	0	0	1	0
Duke	12/6	*	16	1-3	1-2	0-0	0-1-1	2	1	0	1	3

Career Stats at South Carolina

Year	GP	GS	Min	Avg	FG	FGA	Pct	3FG	FGA	Pct	FT	FTA	Pct	Off	Def	Tot	Avg	PF	FO	A	TO	Blk	Stl	Pts	Avg	
2011-12	34	0	383	11.3	53	181	.293	32	127	.252	10	22	.455	20	29	49	1.4	20	0	10	15	1	9	148	4.4	
2012-13	— Did Not Play —																									
2013-14	34	1	553	16.3	44	146	.301	20	86	.233	14	23	.609	13	56	69	2.0	19	0	48	23	9	6	122	3.6	
2014-15	36	0	568	15.8	59	152	.388	46	119	.387	2	5	.400	8	59	67	1.9	19	0	78	34	5	7	166	4.6	
2015-16	8	8	169	21.1	14	49	.286	13	41	.317	0	0	—	1	12	13	1.6	6	0	22	6	1	3	41	5.1	
Career	112	9	1673	14.9	170	528	.322	111	373	.298	26	50	.520	42	156	198	1.8	64	0	158	78	16	25	477	4.3	



KHADIJAH SESSIONS

5-8 • Sr. • G • Myrtle Beach, S.C. • Myrtle Beach



Career Highlights

Three-time SEC Academic Honor Roll | 2012 SCBA Class 4A Player of the Year
2012 Parade All-America (HS)

2015-16

- Selected team captain
- Has started every game
- Ranks fourth in the SEC in steals (2.4)
- Has led the team in assists three times – Ohio State, at Clemson, at Hawaii
- Matched career highs in steals (4) and minutes played (37) against #14/13 Duke (Dec. 6), picking up last two steals in final 5:03 to spark 15-5 run that turned one-point deficit into victory
- At Rainbow Wahine Showdown, averaged 8.3 points on 56.3 percent shooting (9-of-16) to go with eight steals
- Scored in double figures for second time this season with 11 at Hawaii (Nov. 29) all in the second half, including nine during a 17-6 run to close the third quarter after UH had closed within five points
- Grabbed three offensive rebounds against #16/18 Arizona State (Nov. 27)
- Handed out five assists at Clemson (Nov. 18)
- Swiped four steals against #6/10 Ohio State (Nov. 13) and applied pressure to the Buckeyes' defense early with strong drives to the basket

Miscellaneous

	Season	Career
10+ Points	2	22
5+ Assists	2	11
Tm-High Points	0	3
Tm-High Assists	3	25

Career Highs

Pts	19 vs. Auburn, 2/3/13
Rebs	6 vs. Clemson, 11/20/14
Blks	1, 8x, last vs. Vanderbilt, 2/15/15
Stls	4, 13x, last vs. Duke, 12/6/15
Assts	8 vs. NC Central, 12/1/14
Min	37, 2x, last vs. Duke, 12/6/15
FG	6, 2x, last vs. Seton Hall, 11/17/13
3FG	3, 4x, last vs. LSU, 3/7/15
FT	8 vs. Auburn, 2/3/13

2015-16 Highs

Pts	12 vs. Ohio State, 11/13
Rebs	5, 2x, last vs. Duke, 12/6
Blks	
Stls	4, 3x, last vs. Duke, 12/6
Assts	5 at Clemson, 11/18
Min	37 vs. Duke, 12/6
FG	4 vs. Hawaii, 11/29
3FG	1 vs. Hawaii, 11/29
FT	6 vs. Ohio State, 11/13

2015-16 Game-by-Game

Opponent	Date	GS	MIN	FG-A	3FG-A	FT-A	Reb	A	TO	B	S	TP
Ohio State	11/13	*	36	3-8	0-0	6-8	0-3-3	3	3	0	4	12
UNCG	11/15	*	18	1-2	0-0	0-0	0-1-1	4	0	0	2	2
at Clemson	11/18	*	19	0-1	0-1	0-0	0-2-2	5	1	0	1	0
at UCLA	11/22	*	23	0-1	0-1	0-0	1-4-5	1	4	0	0	0
vs. Arizona State	11/27	*	30	2-7	0-2	2-2	3-0-3	0	1	0	2	6
vs. CSUB	11/28	*	26	3-4	0-0	2-3	1-0-1	1	0	0	2	8
vs. Hawaii	11/29	*	21	4-5	1-2	2-2	1-3-4	4	1	0	4	11
Duke	12/6	*	37	2-4	0-1	1-6	2-3-5	1	1	0	4	5

Career Stats at South Carolina

Year	GP	GS	Min	Avg	FG	FGA	Pct	3FG	FGA	Pct	FT	FTA	Pct	Off	Def	Tot	Avg	PF	FO	A	TO	Blk	Stl	Pts	Avg
2012-13	33	3	570	17.3	53	151	.351	13	54	.241	72	109	.661	22	24	46	1.4	43	0	36	49	3	21	191	5.8
2013-14	29	26	761	26.2	58	159	.365	18	59	.305	74	109	.679	9	38	47	1.6	60	0	77	45	1	28	208	7.2
2014-15	37	36	814	22.0	59	147	.401	20	64	.313	27	51	.529	26	63	89	2.4	63	0	105	49	4	68	165	4.5
2015-16	8	8	210	26.3	15	32	.469	1	7	.143	13	21	.619	8	16	24	3.0	19	0	19	11	0	19	44	5.5
Career	107	73	2355	22.0	185	489	.378	52	184	.283	186	290	.641	65	141	206	1.9	185	0	237	154	8	136	608	5.7



#40 JATARIE WHITE

6-4 • So. • F • Charlotte, N.C. • Providence Day



Career Highlights

2014 McDonald's All-America
2014 WBCA All-America

Charlotte Observer Player of the Year (2013, 2014)
North Carolina Miss Basketball (2013, 2014)

2015-16

- Ranks among the most improved Gamecocks from last season
- Has seen time in every game
- Led the team in rebounding once – at Clemson
- Played a season-high 19 minutes against #14/13 Duke (Dec. 6), finishing with five rebounds
- Grabbed five rebounds in just 11 minutes of action against CSU Bakersfield (Nov. 27)
- Started the second half at Clemson (Nov. 18) and was key part of 19-5 third-quarter run that broke open the game ... tied for team-high honors with six rebounds
- Great contributions against #6/10 Ohio State (Nov. 13), beyond the four points, three rebounds and two assists in the box score

Miscellaneous

	Season	Career
10+ Points	0	2
10+ Rebounds	0	0
Tm-High Points	0	0
Tm-High Rebs.	1	1

Career Highs

Pts	11 vs. Clemson, 11/20/14
Rebs	7 at Georgia, 2/5/15
Blks	2 at Georgia, 2/5/15
Stls	2 vs. Syracuse, 3/22/15
Assts	2, 4x, last at Clemson, 11/18/15
Min	22 vs. San Diego St., 11/23/14
FG	5 vs. Clemson, 11/20/14
FT	2, 5x, last at UCLA, 11/22/15

2015-16 Highs

Pts	5 vs. UNCG, 11/15
Rebs	6 at Clemson, 11/18
Blks	1, 3x, last vs. CSU Bakersfield, 11/28
Stls	1 vs. Duke, 12/6
Assts	2, 2x, last at Clemson, 11/18
Min	19 vs. Duke, 12/6
FG	2 vs. UNCG, 11/15
FT	2, 2x, last at UCLA, 11/22

2015-16 Game-by-Game

Opponent	Date	GS	MIN	FG-A	3FG-A	FT-A	Reb	A	TO	B	S	TP
Ohio State	11/13		15	1-3	0-0	2-3	1-2-3	2	0	0	0	4
UNCG	11/15		13	2-4	0-0	1-2	0-3-3	1	0	1	0	5
at Clemson	11/18		18	1-4	0-0	1-2	4-2-6	2	0	1	0	3
at UCLA	11/22		12	0-2	0-0	2-2	0-2-2	0	0	0	0	2
vs. Arizona State	11/27		12	0-2	0-0	0-0	1-1-2	0	1	0	0	0
vs. CSUB	11/28		11	1-2	0-0	0-2	1-4-5	1	0	1	0	2
vs. Hawaii	11/29		14	0-2	0-0	0-0	0-2-2	1	1	0	0	0
Duke	12/6		19	0-3	0-0	0-0	1-4-5	1	2	0	1	0

Career Stats at South Carolina

Year	GP	GS	Min	Avg	FG	FGA	Pct	3FG	FGA	Pct	FT	FTA	Pct	Off	Def	Tot	Avg	PF	FO	A	TO	Blk	Stl	Pts	Avg
2014-15	20	0	184	9.2	20	49	.408	0	0	—	9	14	.643	16	28	44	2.2	20	0	7	14	5	7	49	2.5
2015-16	8	0	114	14.3	5	22	.227	0	0	—	6	11	.545	8	20	28	3.5	15	0	8	4	3	1	16	2.0
Career	28	0	298	10.6	25	71	.352	0	0	—	15	25	.600	24	48	72	2.6	35	0	15	18	8	8	65	2.3



#22

A'JA WILSON

6-5 • So. • F • Hopkins, S.C. • Heathwood Hall



Career Highlights

Naismith Early Season Watch List (2015-16)	2015 WBCA All-Region 3
USBWA Ann Meyers Drysdale Award Watch List (2015-16)	2015 SEC Freshman of the Year (Coaches, AP)
Wooden Award Watch List (2015-16)	2015 All-SEC First Team (Coaches, AP)
2015 Rainbow Wahine Showdown Tournament MVP	2015 SEC All-Freshman Team
Three-time SEC Player of the Week	USBWA National Freshman of the Week (Dec. 1-7)
Preseason All-America Second Team (Lindy's, SI, ESPN)	Five-time SEC Freshman of the Week
Preseason All-America Honorable Mention (AP)	2014 National High School Player of the Year (WBCA, Naismith, Parade)
Preseason All-SEC First Team (Media, Coaches)	2014 McDonald's and Parade (HS) All-America
2015 All-America Third Team (AP)	Three-time SCISA Player of the Year
2015 All-America Honorable Mention (WBCA)	

2015-16

- Preseason accolades include a spot on the Wooden Award Watch List and Naismith Early Season Watch List, preseason All-America and All-SEC First Team honors from both the league's coaches and media and being ranked No. 8 player in the nation by espnW
- Has been named SEC Player of the Week three times (Nov. 13-16, Nov. 24-30, Dec. 1-7)
- Leads team in both scoring and rebounding
- Ranks seventh in the nation in double-doubles with five, matching her 2014-15 season total, and 10th in blocked shots per game (3.1), leading SEC in both categories
- Is second in SEC in scoring, third in rebounding, fifth in field goal percentage and 12th in free throw percentage
- Has led the team in scoring six times – Ohio State, UNCG, vs. Arizona State, vs. CSUB, at Hawaii, Duke
- Been team's top rebounder five times – Ohio State, vs. Arizona State, vs. CSUB, at Hawaii, Duke
- Scored career-high 28 points against #14/13 Duke (Dec. 6), including 20 in the second half and 12 of the team's 16 in the third quarter
- Named MVP of Rainbow Wahine Showdown, averaging 20.7 points on 65.0 percent shooting (26-of-40), 8.0 rebounds and 2.3 blocks, helping her to SEC co-Player of the Week honors a125s well (Nov. 24-30)
- Tallied 26 points against CSU Bakersfield (Nov. 28), including 16 in second half to break open eight-point game at halftime
- Grabbed three of her fourth-quarter rebounds in the final seven seconds of a tie game, including two offensive, getting fouled on the final one and hitting the resulting two free throws with 0.6 seconds to deliver the win over #16/18 Arizona State (Nov. 27)
- Hit from the left block to launch a 10-4 run that broke a 58-58 tie with 3:50 left to play and put the Gamecocks up for good at UCLA (Nov. 22)
- Tied her career high with six blocks against UNCG (Nov. 15), while posting her second double-double in as many games (19 pts/10 rebs)
- Scored 12 of her team-high 20 points against #6/10 Ohio State (Nov. 13) in the fourth quarter, including six of the team's 10 points in the final 2:35 to deliver the victory

2015-16 Game-by-Game

Opponent	Date	GS	MIN	FG-A	3FG-A	FT-A	Reb	A	TO	B	S	TP
Ohio State	11/13	*	21	8-18	0-0	4-4	5-9-14	0	0	2	0	20
UNCG	11/15	*	17	9-14	0-0	1-2	6-4-10	1	2	6	2	19
at Clemson	11/18	*	21	3-10	0-0	1-4	1-4-5	0	0	3	0	7
at UCLA	11/22	*	30	4-9	0-0	3-5	2-8-10	3	2	4	1	11
vs. Arizona State	11/27	*	28	8-11	0-0	2-2	2-9-11	1	6	1	2	18
vs. CSUB	11/28	*	31	10-14	0-0	6-9	2-6-8	4	0	4	0	26
vs. Hawaii	11/29	*	27	8-15	0-0	2-2	2-3-5	0	1	2	0	18
Duke	12/6	*	32	10-19	0-0	8-10	6-5-11	2	3	3	1	28

Career Stats at South Carolina

Year	GP	GS	Min	Avg	FG	FGA	Pct	3FG	FGA	Pct	FT	FTA	Pct	Off	Def	Tot	Avg	PF	FO	A	TO	Blk	Stl	Pts	Avg
2014-15	37	1	734	19.8	177	329	.538	1	3	.333	131	198	.662	78	165	243	6.6	72	1	37	62	65	32	486	13.1
2015-16	8	8	207	25.9	60	110	.545	0	0	—	27	38	.711	26	48	74	9.3	17	1	11	14	25	6	147	18.4
Career	45	9	941	20.9	237	439	.540	1	3	.333	158	236	.669	104	213	317	7.0	89	2	48	76	90	38	633	14.1

Miscellaneous

	Season	Career
Double-Double	5	10
20+ Points	3	8
10+ Points	7	36
10+ Rebounds	5	10
5+ Blocks	1	2
Tim-High Points	6	21
Tim-High Rebs.	5	14

Career Highs

Pts	28 vs. Duke, 12/6/15
Rebs	19 at Kentucky, 3/1/15
Blks	6, 2x, last vs. UNCG, 11/15/15
Stls	3, 4x, last vs. C. Michigan, 12/20/14
Assts	4 vs. CSU Bakersfield, 11/28/15
Min	33 at Kentucky, 3/1/15
FG	10, 2x, last vs. Duke, 12/6/15
FT	11 vs. LSU, 2/12/15

2015-16 Highs

Pts	28 vs. Duke, 12/6
Rebs	14 vs. Ohio State, 11/13
Blks	6 vs. UNCG, 11/15
Stls	2, 2x, last vs. Arizona State, 11/27
Assts	4 vs. CSU Bakersfield, 11/28
Min	32 vs. Duke, 12/6
FG	10, 2x, last vs. Duke, 12/6
FT	8 vs. Duke, 12/6



2015-16 South Carolina Basketball
South Carolina Combined Team Statistics (as of Dec 06, 2015)
Home games



RECORD:	OVERALL	HOME	AWAY	NEUTRAL
ALL GAMES	3-0	3-0	0-0	0-0
CONFERENCE	0-0	0-0	0-0	0-0
NON-CONFERENCE	3-0	3-0	0-0	0-0

#	Player	gp-gs	min	avg	Total		3-Point		F-Throw		Rebounds					pts	avg						
					fg-fga	fg%	3fg-fga	3fg%	ft-fa	ft%	off	def	tot	avg	pf			dq	a	to	blk	stl	
22	WILSON, A'ja	3-3	70	23.3	27-51	.529	0-0	.000	13-16	.813	17	18	35	11.7	3	0	3	5	11	3	67	22.3	
41	COATES, Alaina	3-2	66	22.0	19-25	.760	0-0	.000	7-17	.412	8	19	27	9.0	6	0	0	4	4	5	45	15.0	
25	MITCHELL, Tiffany	3-3	90	30.0	12-36	.333	5-16	.313	8-10	.800	3	6	9	3.0	9	0	10	12	2	6	37	12.3	
24	IMOVBIQH, Sarah	3-1	40	13.3	9-12	.750	0-0	.000	4-8	.500	8	13	21	7.0	6	0	0	2	0	2	22	7.3	
05	SESSIONS, Khadijah	3-3	91	30.3	6-14	.429	0-1	.000	7-14	.500	2	7	9	3.0	7	0	8	4	0	10	19	6.3	
01	CUEVAS, Bianca	3-0	40	13.3	4-13	.308	1-5	.200	9-14	.643	0	6	6	2.0	3	0	4	5	0	2	18	6.0	
23	ROY, Tina	3-3	58	19.3	5-17	.294	5-16	.313	0-0	.000	0	2	2	0.7	3	0	9	2	0	1	15	5.0	
00	COLLEY, Shay	2-0	22	11.0	3-5	.600	1-1	1.000	0-0	.000	1	1	2	1.0	5	0	1	3	0	1	7	3.5	
40	WHITE, Jatarie	3-0	47	15.7	3-10	.300	0-0	.000	3-5	.600	2	9	11	3.7	2	0	4	2	1	1	9	3.0	
31	DOZIER, Asia	3-0	58	19.3	2-8	.250	1-5	.200	2-2	1.000	0	4	4	1.3	5	0	10	3	0	0	7	2.3	
44	FARMER, India	1-0	5	5.0	0-1	.000	0-1	.000	0-0	.000	0	1	1	1.0	0	0	0	0	2	0	0	0.0	
03	DUCKETT, Kaydra	2-0	13	6.5	0-1	.000	0-0	.000	0-0	.000	0	1	1	0.5	2	0	0	1	1	1	0	0.0	
Team											6	7	13										
Total.....		3	600		90-193	.466	13-45	.289	53-86	.616	47	94	141	47.0	51	0	49	44	21	32	246	82.0	
Opponents.....		3	600		63-201	.313	16-46	.348	37-47	.787	47	67	114	38.0	71	2	16	54	18	27	179	59.7	

Date	Opponent	Score	Att.
11/13/15	#6/10 OHIO STATE	w 88-80	16815
11/15/15	UNCG	w 92-44	13607
12/06/15	#14/13 DUKE	w 66-55	16429

* = Conference game
 @ = Rainbow Wahine Showdown (Honolulu, Hawaii)



2015-16 South Carolina Basketball
South Carolina Combined Team Statistics (as of Dec 06, 2015)
Away/Neutral



RECORD:	OVERALL	HOME	AWAY	NEUTRAL
ALL GAMES	5-0	0-0	3-0	2-0
CONFERENCE	0-0	0-0	0-0	0-0
NON-CONFERENCE	5-0	0-0	3-0	2-0

#	Player	gp-gs	min	avg	Total		3-Point		F-Throw		Rebounds					pts	avg						
					fg-fga	fg%	3fg-fga	3fg%	ft-fa	ft%	off	def	tot	avg	pf			dq	a	to	blk	stl	
22	WILSON, A'ja	5-5	137	27.4	33-59	.559	0-0	.000	14-22	.636	9	30	39	7.8	14	1	8	9	14	3	80	16.0	
25	MITCHELL, Tiffany	5-5	156	31.2	21-50	.420	7-22	.318	19-22	.864	6	8	14	2.8	7	0	6	13	0	7	68	13.6	
01	CUEVAS, Bianca	5-0	103	20.6	24-48	.500	3-13	.231	11-16	.688	2	11	13	2.6	6	0	10	8	0	9	62	12.4	
41	COATES, Alaina	5-5	119	23.8	17-33	.515	0-0	.000	3-9	.333	13	17	30	6.0	13	0	2	8	6	4	37	7.4	
23	ROY, Tina	5-5	111	22.2	9-32	.281	8-25	.320	0-0	.000	1	10	11	2.2	3	0	13	4	1	2	26	5.2	
05	SESSIONS, Khadijah	5-5	119	23.8	9-18	.500	1-6	.167	6-7	.857	6	9	15	3.0	12	0	11	7	0	9	25	5.0	
24	IMOVBIQH, Sarah	5-0	71	14.2	7-12	.583	0-0	.000	5-16	.313	14	13	27	5.4	6	0	0	3	0	3	19	3.8	
00	COLLEY, Shay	5-0	59	11.8	5-16	.313	0-4	.000	5-8	.625	5	6	11	2.2	9	0	4	5	0	3	15	3.0	
31	DOZIER, Asia	5-0	57	11.4	4-15	.267	2-11	.182	3-4	.750	0	2	2	0.4	1	0	3	4	0	2	13	2.6	
40	WHITE, Jatarie	5-0	67	13.4	2-12	.167	0-0	.000	3-6	.500	6	11	17	3.4	13	0	4	2	2	0	7	1.4	
03	DUCKETT, Kaydra	1-0	1	1.0	0-0	.000	0-0	.000	0-0	.000	0	0	0	0.0	0	0	0	0	0	0	0	0.0	
Team											8	10	18										
Total.....		5	1000		131-295	.444	21-81	.259	69-110	.627	70	127	197	39.4	84	1	61	66	23	42	352	70.4	
Opponents.....		5	1000		102-276	.370	28-81	.346	54-86	.628	59	110	169	33.8	107	3	59	78	7	29	286	57.2	

Date	Opponent	Score	Att.
11/18/15	at Clemson	w 67-41	1030
11/22/15	at UCLA	w 68-65	2018
@ 11/27/15	vs #16/18 Arizona State	w 60-58	2020
@ 11/28/15	vs CSU Bakersfield	w 90-71	2152
@ 11/29/15	at Hawaii	w 67-51	2073

* = Conference game
 @ = Rainbow Wahine Showdown (Honolulu, Hawaii)



2015-16 South Carolina Basketball
South Carolina Season Schedule/Results & Leaders (as of Dec 06, 2015)
All games



RECORD:	OVERALL	HOME	AWAY	NEUTRAL
ALL GAMES	8-0	3-0	3-0	2-0
CONFERENCE	0-0	0-0	0-0	0-0
NON-CONFERENCE	8-0	3-0	3-0	2-0

Date	Opponent	Score	Att. High Points	High Rebounds
11/13/15	#6/10 OHIO STATE	w 88-80	16815 (20)WILSON, A'ja	(14)WILSON, A'ja
11/15/15	UNCG	w 92-44	13607 (19)WILSON, A'ja	(11)IMOVBIQH, Sarah
11/18/15	at Clemson	w 67-41	1030 (18)MITCHELL, Tiffany	(6)COATES, Alaina (6)IMOVBIQH, Sarah (6)WHITE, Jatarie
11/22/15	at UCLA	w 68-65	2018 (17)ROY, Tina (17)MITCHELL, Tiffany	(12)COATES, Alaina
11/27/15	@vs #16/18 Arizona State	w 60-58	2020 (18)CUEVAS, Bianca (18)WILSON, A'ja	(11)WILSON, A'ja
11/28/15	@vs CSU Bakersfield	w 90-71	2152 (26)WILSON, A'ja	(8)WILSON, A'ja
11/29/15	@at Hawaii	w 67-51	2073 (18)WILSON, A'ja	(5)WILSON, A'ja
12/06/15	#14/13 DUKE	w 66-55	16429 (28)WILSON, A'ja	(11)WILSON, A'ja

* = Conference game
 @ = Rainbow Wahine Showdown (Honolulu, Hawaii)

Attendance Summary	Games	Attend	Avg/Game
Home	3	46851	15617
Away	3	5121	1707
Neutral	2	4172	2086
Total	8	56144	7018



2015-16 South Carolina Basketball
South Carolina Points-Rebounds-Assists (as of Dec 06, 2015)
All games



Opponent	Date	Score		00	01	03	05	22	23	24
				COLLEY,SHA	CUEVAS,BIA	DUCKETT,KA	SESSIONS,K	WILSON,A'J	ROY,TINA	IMOVBIQH,S
#6/10 OHIO STATE	11/13/15	88-80	w	0-0-0	5-0-1	0-0-0	12-3-3	20-14-0	3-1-1	8-10-0
UNCG	11/15/15	92-44	w	7-2-1	11-2-1	0-1-0	2-1-4	19-10-1	9-0-6	14-11-0
at Clemson	11/18/15	67-41	w	5-3-2	4-1-2	DNP	0-2-5	7-5-0	3-1-1	9-6-0
at UCLA	11/22/15	68-65	w	2-2-0	7-2-2	DNP	0-5-1	11-10-3	17-3-4	0-4-0
vs #16/18 Arizona State	11/27/15	60-58	w	0-1-0	18-2-0	DNP	6-3-0	18-11-1	3-2-3	1-8-0
vs CSU Bakersfield	11/28/15	90-71	w	6-2-2	20-4-6	DNP	8-1-1	26-8-4	3-5-3	6-5-0
at Hawaii	11/29/15	67-51	w	2-3-0	13-4-0	0-0-0	11-4-4	18-5-0	0-0-2	3-4-0
#14/13 DUKE	12/06/15	66-55	w	DNP	2-4-2	DNP	5-5-1	28-11-2	3-1-2	0-0-0

Opponent	Date	Score		25	31	40	41	44
				MITCHELL,T	DOZIER,ASI	WHITE,JATA	COATES,ALA	FARMER,IND
#6/10 OHIO STATE	11/13/15	88-80	w	15-3-3	4-0-1	4-3-2	17-13-0	DNP
UNCG	11/15/15	92-44	w	10-2-5	3-2-6	5-3-1	12-7-0	0-1-0
at Clemson	11/18/15	67-41	w	18-5-0	8-1-0	3-6-2	10-6-1	DNP
at UCLA	11/22/15	68-65	w	17-5-2	0-0-0	2-2-0	12-12-0	DNP
vs #16/18 Arizona State	11/27/15	60-58	w	6-1-1	2-1-0	0-2-0	6-7-1	DNP
vs CSU Bakersfield	11/28/15	90-71	w	13-1-1	0-0-0	2-5-1	6-4-0	DNP
at Hawaii	11/29/15	67-51	w	14-2-2	3-0-3	0-2-1	3-1-0	DNP
#14/13 DUKE	12/06/15	66-55	w	12-4-2	0-2-3	0-5-1	16-7-0	DNP



2015-16 South Carolina Basketball
South Carolina Team Game-by-Game Comparison (as of Dec 06, 2015)
All games



Opponent	1st	2nd	Score	Mar	Total FG	FG Pct	3-Pointers	3FG Pct	Free Throws	FT Pct	Rebounds	Assist	T/Over	Block	Steal	Fouls
#6/10 OHIO STATE	45/47	43/33	88-80	+8	31-69/26-80	.449/.325	3-11/10-23	.273/.435	23-35/18-20	.657/.900	51/42	11/3	20/18	6/10	9/13	20/29
UNCG	53/25	39/19	92-44	+48	35-67/16-62	.522/.258	8-24/3-13	.333/.231	14-23/9-14	.609/.643	47/36	25/4	10/21	10/2	15/6	15/21
Clemson	31/20	36/21	67-41	+26	23-63/14-43	.365/.326	7-25/3-7	.280/.429	14-28/10-14	.500/.714	41/36	13/12	5/19	6/0	12/0	15/24
UCLA	32/31	36/34	68-65	+3	24-55/23-64	.436/.359	6-19/4-18	.316/.222	14-16/15-25	.875/.600	45/31	12/10	2/19	4/3	6/13	19/21
#16/18 Arizona State	30/33	30/25	60-58	+2	24-58/21-61	.414/.344	1-11/8-20	.091/.400	11-16/8-14	.688/.571	42/39	6/10	21/19	3/1	10/11	16/15
CSU Bakersfield	45/37	45/34	90-71	+19	35-64/25-58	.547/.431	3-12/8-18	.250/.444	17-31/13-15	.548/.867	39/30	18/16	5/11	5/0	5/2	12/27
Hawaii	29/22	38/29	67-51	+16	25-55/19-50	.455/.380	4-14/5-18	.286/.278	13-19/8-18	.684/.444	30/33	12/11	14/20	5/3	9/3	22/20
#14/13 DUKE	30/26	36/29	66-55	+11	24-57/21-59	.421/.356	2-10/3-10	.200/.300	16-28/10-13	.571/.769	43/36	13/9	14/15	5/6	8/8	16/21

Note: Game totals are displayed in the format TEAM/OPPONENT for each category



2015-16 South Carolina Basketball
South Carolina Combined Team Statistics (as of Dec 06, 2015)
All games



RECORD:	OVERALL	HOME	AWAY	NEUTRAL
ALL GAMES	8-0	3-0	3-0	2-0
CONFERENCE	0-0	0-0	0-0	0-0
NON-CONFERENCE	8-0	3-0	3-0	2-0

##	Player	gp-gs	min	avg	Total		3-Point		F-Throw		Rebounds			pf	dq	a	to	blk	stl	pts	avg			
					fg-fga	fg%	3fg-fga	3fg%	ft-fga	ft%	off	def	tot											
22	WILSON, A'ja	8-8	207	25.9	60-110	.545	0-0	.000	27-38	.711	26	48	74	9.3	17	1	11	14	25	6	147	18.4		
25	MITCHELL, Tiffany	8-8	246	30.8	33-86	.384	12-38	.316	27-32	.844	9	14	23	2.9	16	0	16	25	2	13	105	13.1		
41	COATES, Alaina	8-7	185	23.1	36-58	.621	0-0	.000	10-26	.385	21	36	57	7.1	19	0	2	12	10	9	82	10.3		
01	CUEVAS, Bianca	8-0	143	17.9	28-61	.459	4-18	.222	20-30	.667	2	17	19	2.4	9	0	14	13	0	11	80	10.0		
05	SESSIONS, Khadijah	8-8	210	26.3	15-32	.469	1-7	.143	13-21	.619	8	16	24	3.0	19	0	19	11	0	19	44	5.5		
23	ROY, Tina	8-8	169	21.1	14-49	.286	13-41	.317	0-0	.000	1	12	13	1.6	6	0	22	6	1	3	41	5.1		
24	IMOVBIQH, Sarah	8-1	111	13.9	16-24	.667	0-0	.000	9-24	.375	22	26	48	6.0	12	0	0	5	0	5	41	5.1		
00	COLLEY, Shay	7-0	81	11.6	8-21	.381	1-5	.200	5-8	.625	6	7	13	1.9	14	0	5	8	0	4	22	3.1		
31	DOZIER, Asia	8-0	115	14.4	6-23	.261	3-16	.188	5-6	.833	0	6	6	0.8	6	0	13	7	0	2	20	2.5		
40	WHITE, Jatarie	8-0	114	14.3	5-22	.227	0-0	.000	6-11	.545	8	20	28	3.5	15	0	8	4	3	1	16	2.0		
44	FARMER, India	1-0	5	5.0	0-1	.000	0-1	.000	0-0	.000	0	1	1	1.0	0	0	0	0	2	0	0	0.0		
03	DUCKETT, Kaydra	3-0	14	4.7	0-1	.000	0-0	.000	0-0	.000	0	1	1	0.3	2	0	0	1	1	1	0	0.0		
Team											14	17	31											
Total.....		8	1600		221-488	.453	34-126	.270	122-196	.622	117	221	338	42.2	135	1	110	110	44	74	598	74.8		
Opponents.....		8	1600		165-477	.346	44-127	.346	91-133	.684	106	177	283	35.4	178	5	75	132	25	56	465	58.1		

TEAM STATISTICS	SC	OPP	Date	Opponent	Score	Att.
SCORING	598	465	11/13/15	#6/10 OHIO STATE	w 88-80	16815
Points per game	74.8	58.1	11/15/15	UNCG	w 92-44	13607
Scoring margin	+16.6	-	11/18/15	at Clemson	w 67-41	1030
FIELD GOALS-ATT	221-488	165-477	11/22/15	at UCLA	w 68-65	2018
Field goal pct	.453	.346	@ 11/27/15	vs #16/18 Arizona State	w 60-58	2020
3 POINT FG-ATT	34-126	44-127	@ 11/28/15	vs CSU Bakersfield	w 90-71	2152
3-point FG pct	.270	.346	@ 11/29/15	at Hawaii	w 67-51	2073
3-pt FG made per game	4.3	5.5	12/06/15	#14/13 DUKE	w 66-55	16429
FREE THROWS-ATT	122-196	91-133	* = Conference game			
Free throw pct	.622	.684	@ = Rainbow Wahine Showdown (Honolulu, Hawaii)			
F-Throws made per game	15.3	11.4				
REBOUNDS	338	283				
Rebounds per game	42.2	35.4				
Rebounding margin	+6.9	-				
ASSISTS	110	75				
Assists per game	13.8	9.4				
TURNOVERS	110	132				
Turnovers per game	13.8	16.5				
Turnover margin	+2.8	-				
Assist/turnover ratio	1.0	0.6				
STEALS	74	56				
Steals per game	9.3	7.0				
BLOCKS	44	25				
Blocks per game	5.5	3.1				
ATTENDANCE	46851	9293				
Home games-Avg/Game	3-15617	3-1707				
Neutral site-Avg/Game	-	2-2086				

Score by Periods	1st	2nd	3rd	4th	Totals
South Carolina	163	132	158	145	598
Opponents	126	115	107	117	465