



2015-16 Women's Basketball SOUTH CAROLINA

Assoc. Media Relations Director: Diana Koval | Office: 803.777.7977 | Cell: 314.369.6050 | Email: dkoval@mailbox.sc.edu | Twitter: @DianaKovalSID
Website: www.GamecocksOnline.com | Twitter: @GamecockWBB | Instagram: @GamecockWBB | Facebook: @GamecockWBB

Game 16

Jan. 14, 2016 • 7 p.m. • Lexington, Ky. • Memorial Coliseum (8,000)

South Carolina Gamecocks
15-0, 3-0 SEC



vs.



Kentucky Wildcats
13-1, 2-1 SEC

Ranking: 2/2 (AP/Coaches)

Head Coach: Dawn Staley

Record at South Carolina: 170-74 (8th)

Career Record: 342-154 (16th)

Top Scorer: A'ja Wilson (15.6)

Top Rebounder: Alaina Coates (9.3)

Ranking: 9/9

Head Coach: Matthew Mitchell

Record at UK: 207-82 (10th)

Career Record: 237-111 (11th)

Top Scorer: Makayal Epps (16.1)

Top Rebounder: Evelyn Akhator (10.3)

Schedule/Results

Nov. 13	#6/10 Ohio State (SECN+)	W, 88-80
Nov. 15	UNCG (SECN+)	W, 92-44
Nov. 18	at Clemson (ESPN3)	W, 67-41
Nov. 22	at UCLA (Pac-12 Network)	W, 68-65

*Waikiki Beach Marriott
Rainbow Wahine Showdown*

Nov. 27	vs. #16/18 Arizona State	W, 60-58
Nov. 28	vs. CSU Bakersfield	W, 90-71
Nov. 29	at Hawaii	W, 67-51

Dec. 6	#14/13 Duke (ESPN2)	W, 66-55
Dec. 13	Winthrop (SECN)	W, 86-37
Dec. 16	Hampton (SECN+)	W, 86-48

CresCom Bank Carolinas College Women's Challenge

Dec. 20	vs. East Carolina	W, 88-57
---------	-------------------	----------

Dec. 22	Elon (SECN+)	W, 78-63
Jan. 3	Arkansas* (ESPN2)	W, 85-32
Jan. 7	at Vanderbilt* (SECN^)	W, 71-61
Jan. 10	#20/- Missouri* (SECN)	W, 83-58
Jan. 14	at #9/9 Kentucky* (SECN)	7 p.m.
Jan. 17	Texas A&M* (ESPN2)	1:30 p.m.
Jan. 21	at Auburn* (SECN+)	7 p.m.
Jan. 24	at Mississippi State* (ESPN2)	5 p.m.
Jan. 28	Ole Miss* (SECN+)	7 p.m.
Jan. 31	at Texas A&M* (ESPNU)	6 p.m.
Feb. 4	Kentucky* (SECN)	7 p.m.
Feb. 8	Connecticut (ESPN2)	7 p.m.
Feb. 11	Florida* (SECN+)	7 p.m.
Feb. 15	at Tennessee* (ESPN2)	7 p.m.
Feb. 18	Georgia* (SECN+)	7 p.m.
Feb. 22	at Alabama* (SECN)	7 p.m.
Feb. 25	at Ole Miss* (SECN^)	9 p.m.
Feb. 28	LSU* (ESPN2/2/U)	TBA

SEC Tournament (Jacksonville, Fla.)

Mar. 2	First Round	TBA
Mar. 3	Second Round	TBA
Mar. 4	Quarterfinals	TBA
Mar. 5	Semifinals	TBA
Mar. 6	Final	TBA

All Times Listed as Eastern and are subject to change
< indicates game played in Myrtle Beach, S.C.
* indicates SEC Game

Game Information

Tickets: \$9 Upper Level, \$8 Lower Level
Live Stats: UKAthletics.com
Radio: 107.5 The Game (Brad Muller)

Broadcast: SEC Network (Paul Sunderland, pxp;
Carolyn Peck, analyst; Steffi Sorensen, sideline)

Series History

South Carolina Record	22-33
In Lexington	6-20
In Columbia	16-9
At Neutral Site	0-4
Staley Era	6-9
First Meeting	SC, 66-41, 1/10/79
Current Streak	Lost 1

Last Five Meetings:

Date	Result	Location
3/1/15	L, 56-67	Lexington
1/11/15	W, 68-60	Columbia
3/8/14	L, 58-68	Nashville
2/20/14	W, 81-58	Lexington
1/9/14	W, 68-59	Columbia












Game Notables

- Tonight's game is the Gamecocks' second of three straight against ranked opponents. South Carolina will face a ranked foe in three of its next four games with just one of those coming at home.
- The Gamecocks are 6-9 against the Wildcats in the Dawn Staley era (2008-09 to present), including just one win in seven visits to Memorial Coliseum. That one win was a decisive one, though, with then-No. 4 South Carolina overwhelming then-No. 15 Kentucky 81-58 on Feb. 20, 2014. In the last three seasons, during which both teams have ranked among the nation's top 20 for each meeting, the Gamecocks are 4-3 against the Wildcats with four of the seven games decided by single digits – three of those in South Carolina's favor.
- Four SEC players average a double-double in league play this season, and two of them will take the court tonight – South Carolina's Alaina Coates (11.7 ppg/10.7 rpg) and Kentucky's Alexis Jennings (11.3 ppg/11.0 rpg).
- In league play, South Carolina leads the SEC in nine different stats, including those centering on offensive and defensive efficiency – scoring, field goal percentage, scoring defense and field goal percentage defense.
- Two-time SEC Player of the Year Tiffany Mitchell has been back in stride with her all-around game in 2016, ranking among the SEC's top 15 in league play in eight of 10 primary stats (excludes offensive and defensive rebounding and minutes per game). Mitchell is top 10 in seven of the eight and misses a ranking in just rebounding and blocked shots. No other SEC player is ranked in more than six stats.
- Besides Tiffany Mitchell, five other Gamecocks rank among the league's top 15 in at least one stat in SEC play – Bianca Cuevas (steals) Alaina Coates (points, rebounds), Tina Roy (points, 3FG %age, 3FG/game), Khadijah Sessions (steals, 3FG/game) and A'ja Wilson (rebounds, blocks).
- South Carolina has ramped up its defense in 2016, allowing just 50.3 points per game on 32.1 percent shooting vs. 55.8 ppg on 33.5 percent shooting in 2015.

Stat Comparison

UK	SC	
13-1	Overall Record	15-0
2-1	Conference Record	3-0
9-0	Home Record	8-0
4-1	Away Record	4-0
0-0	Neutral Record	3-0
78.1	Points Per Game	78.3
53.6	Opp. Points Per Game	54.7
.472	Field Goal %age470
.329	Opp. Field Goal %age332
.397	3-Pt. Field Goal %age328
.252	Opp. 3-Pt. Field Goal %age280
.733	Free Throw %age658
13.1	FTs Made Per Game	15.8
16.7	Assists Per Game	14.8
+3.9	Turnover Margin	+2.1
41.9	Rebounds Per Game	42.9
+7.6	Rebounding Margin	+10.3
8.4	Steals Per Game	8.8
5.3	Blocked Shots Per Game	5.4

2015-16 South Carolina Media Roster

1		<p>Bianca Cuevas 5-6 • So. • Guard • Bronx, N.Y. <i>kway-VAAS</i></p> <p>PPG 8.3 RPG 1.8 APG 1.7 FG% .404 FT% .732</p>	<p>LAST GAME: 6 pts, 5 stls vs. Mizzou NOTABLE: Lightning-quick guard who finishes well in traffic ... scored in double figures six times ... third in SEC in steals per league game (3.0) ... 2014 McDonald's All-America.</p>	<p>Career Highs Pts: 21 at Ole Miss, 2/1/15 Reb: 4, 6x, vs. Duke, 12/6/15 Ast: 6 vs. CSUB, 11/28/15 Stl: 5 vs. Missouri, 1/10/16</p>
4		<p>Doniyah Cliney 6-0 • R-Fr. • Guard • Newark, N.J. <i>dawn-YAY CLY-nee</i></p> <p>PPG 3.5 RPG 0.5 APG 0.0 FG% .429 FT% 1.00</p>	<p>LAST GAME: 5 pts, 1 reb vs. Mizzou NOTABLE: Good size and athleticism on perimeter, great court vision ... no game action since high school, so adjusting to pace of play, etc. ... played twice since (right) hand surgery ... won two HS state titles.</p>	<p>Career Highs Pts: 5 vs. Missouri, 1/10/16 Reb: 1 vs. Missouri, 1/10/16 Ast: — Stl: 1 vs. Missouri, 1/10/16</p>
5		<p>Khadijah Sessions 5-8 • Sr. • Guard • Myrtle Beach, S.C. <i>kub-DEE-zhub SESH-uns</i></p> <p>PPG 6.0 RPG 2.7 APG 2.6 FG% .484 FT% .676</p>	<p>LAST GAME: 9 pts, 1 asst, 1 stl vs. Mizzou NOTABLE: Team captain, 3-year starter at PG ... best FG %age of her career ... in SEC play, 8.7 ppg on 53.3% FG ... handed out 4+ assists 6 times and scored 10+ pts 3 times this season ... 7th in SEC in steals (2.1).</p>	<p>Career Highs Pts: 19 vs. Auburn, 2/3/13 Reb: 6 vs. Clemson, 11/20/14 Ast: 8 vs. NC Central, 12/1/14 Stl: 4, 13x, vs. Duke, 12/6/15</p>
22		<p>A'ja Wilson 6-5 • So. • Forward • Hopkins, S.C. <i>A-zhub</i></p> <p>PPG 15.6 RPG 9.2 APG 2.8 FG% .529 FT% .673</p>	<p>LAST GM: 11 pts, 11 reb, 6 blks vs. MU NOTABLE: Expanding offense while focused on defense this season ... SEC-best 8 dbl-dbls and 2.8 bpg ... SEC top 10 in ppg, rpg, FG% ... Naismith, Wooden and Drysdale Watch Lists ... 1st SC freshman to earn All-America.</p>	<p>Career Highs Pts: 28 vs. Duke, 12/6/15 Reb: 19 at Kentucky, 3/1/15 Blks: 6, 3x, vs. Missouri, 1/10/16 Stl: 3, 4x, vs. C. Mich., 12/20/14</p>
23		<p>Tina Roy 5-11 • Sr. • Guard • Kaplan, La.</p> <p>PPG 6.2 RPG 1.5 APG 2.3 FG% .337 FT% .200</p>	<p>LAST GM: 3 pts, 2 rebs, 2 assts vs. Mizzou NOTABLE: Team captain ... started first nine games this season ... SEC play – 12.3 ppg (13th in SEC), SEC-best .522 3FG %age (12-of-23) ... 3rd in SEC (88th in nation) in 3FG% (.380), 6th in 3s/gm (2.0).</p>	<p>Career Highs Pts: 21 vs. Arkansas, 1/3/16 Reb: 8 at Miss. St., 2/6/14 Ast: 10 vs. Sav. St., 12/14/14 Stl: 3 vs. Southern Cal, 11/15/14</p>
24		<p>Sarah Imovbioh 5-6 • So. • Guard • Bronx, N.Y. <i>ih-MOE-vee-o</i></p> <p>PPG 5.7 RPG 5.7 APG 0.3 FG% .647 FT% .513</p>	<p>LAST GM: 4 pts, 2 rebs, 2 assts vs. Mizzou NOTABLE: Great energy, still learning SC system ... 10+ rebs 3 times, one double-double ... 2nd on team in FG %age ... avg. dbl-dbl in 2014-15, 10.8 rpg (19th in nation, 1st in ACC) and 12.6 ppg playing at Uva.</p>	<p>Career Highs Pts: 19 vs. Hampton, 12/16/15 Reb: 12 vs. ECU, 12/20/15 Ast: 2, 2x, vs. Missouri, 1/10/16 Stl: 2, 2x, at Clemson, 11/18/15</p>
25		<p>Tiffany Mitchell 5-6 • So. • Guard • Bronx, N.Y.</p> <p>PPG 14.9 RPG 3.1 APG 2.5 FG% .424 FT% .797</p>	<p>LAST GM: 19 pts, 2 assts, 3 stls vs. Mizzou NOTABLE: Team captain ... great all-around stats in SEC play – 17.7 ppg, 47.2 FG%, 3.7 apg, 2.3 spg ... 9th in SEC in ppg overall ... Naismith, Wooden and Drysdale Watch Lists ... 2x SEC POY, All-America.</p>	<p>Career Highs Pts: 25 vs. Georgia, 2/27/14 Reb: 11, 5x, at Arkansas, 1/2/14 Ast: 9 at SDSU, 11/23/13 Stl: 7 vs. NC Central, 12/1/14</p>
31		<p>Asia Dozier 6-0 • Sr. • Guard/For. • Columbia, S.C. <i>DOE-zhur</i></p> <p>PPG 4.1 RPG 1.1 APG 2.1 FG% .392 FT% .875</p>	<p>LAST GAME: 2 pts, 3 rebs vs. Mizzou NOTABLE: Two-time team captain... started five games ... always seems to deliver timely points or defensive play ... avg. 5.5 points, 2.0 assists over last 5 games ... scored in double figures vs. East Carolina.</p>	<p>Career Highs Pts: 16, 2x, at SDSU, 11/23/13 Reb: 10 vs. Elon, 11/9/12 Ast: 6, 3x, vs. UNCG, 11/15/15 Stl: 2, 9x, vs. Hampton, 12/16/15</p>
40		<p>Jatarie White 6-4 • So. • Forward • Charlotte, N.C. <i>juh-TAR-ee</i></p> <p>PPG 3.9 RPG 4.1 APG 0.7 FG% .333 FT% .645</p>	<p>LAST GAME: 11 pts, 4 rebs vs. Mizzou NOTABLE: Solid play not always in the box score ... grabbed at least 5 rebs 5 times this season ... 6.0 ppg over last five games, including both 10+ point games this season ... 2014 WBCA, McDonald's All-America.</p>	<p>Career Highs Pts: 14 vs. ECU, 12/20/15 Reb: 9 vs. Winthrop, 12/13/15 Blk: 4 vs. Winthrop, 12/13/15 Stl: 2 vs. Syracuse, 3/22/15</p>
41		<p>Alaina Coates 6-4 • Jr. • Center • Irmo, S.C. <i>uh-LAY-nub COATS</i></p> <p>PPG 12.9 RPG 9.3 APG 1.7 FG% .696 FT% .551</p>	<p>LAST GM: 13 pts, 12 rebs vs. Mizzou NOTABLE: Nation's best FG %age ... SEC-best 8 dbl-dbls (1 triple) – 6 in last 7 games ... shooting 85.7% in SEC play (12-of-14) ... SEC active leader in blocks ... Naismith, Wooden Watch Lists ... 2x All-SEC.</p>	<p>Career Highs Pts: 29 vs. Winthrop, 12/13/15 Reb: 17 vs. Kentucky, 1/9/14 Blk: 10 vs. Winthrop, 12/13/15 Min: 32 at UCLA, 11/22/15</p>
44		<p>India Farmer 6-0 • Jr. • Forward • N. Myrtle Beach, S.C.</p> <p>PPG 0.0 RPG 14.0 APG 0.0 FG% .000 FT% --</p>	<p>LAST GAME: 1 reb in 3 mins vs. Arkansas NOTABLE: Played in 4 games this season after seeing action in 16 in 2014-15, including five SEC and three postseason ... great team player ... works hard with good attitude.</p>	<p>Career Highs Pts: 3, 2x, vs. Alabama, 1/19/14 Reb: 3 vs. NC Central, 12/2/13 Blk: 2 vs. UNCG, 11/15/15 Stl: 1 at Florida, 1/19/15</p>

Starter

Reserve

Gamecocks' Five-Second Count

South Carolina is enjoying its most successful period in program history. The 2015 Senior Class set a four-year record with 113 wins and a .813 winning percentage. The 2016 Senior Class has a chance top that number, currently holding a record of 103-16, winning 86.6 percent of its contests. Winning consecutive SEC regular-season titles in the last two seasons, South Carolina has not finished outside the SEC's top four in four campaigns. Nationally, 64 straight AP Poll appearances is the new program record.

In the last two seasons, three Gamecocks have earned All-America honors. Seven Gamecocks have earned All-SEC selection in the last two seasons, including three members of the 2015-16 squad.

Quick Facts

The University

Location: Columbia, S.C.

Founded: 1801

Enrollment: 32,972

Colors: Garnet (PMS 202C) and Black

Nickname: Gamecocks

Conference: Southeastern

President: Dr. Harris Pastides

Athletics Director: Ray Tanner

Facility: Colonial Life Arena (18,000)

Coaching Staff

Head Coach: Dawn Staley

Alma Mater: Virginia, 1992

Overall Record: 342-154 (16th season)

School Record: 170-74 (8th season)

Assoc. Head Coach (Alma Mater):

Lisa Boyer (Ithaca, 1979)

Assistant Coaches (Alma Mater):

Nikki McCray-Penson (Tennessee, 1995)

Fred Chmiel (Excelsior, 2001)

Team Information

2014-15 Record: 34-3

Home: 16-0 Away: 9-2 Neutral: 9-1

SEC Record (Finish): 15-1 (T-1st)

Home: 8-0 Away: 7-1

Letterwinners Returning/Lost: 11/3

Starters Returning/Lost: 3/2

Program History

First Year of Women's Basketball: 1974-75

All-Time Record: 750-503 (42nd season)

All-Time SEC Record: 134-200 (23rd season)

NCAA Appearances (Last): 12 (2015)

NCAA Tournament Record: 17-12

2015 NCAA Result: Final Four; L, 65-66, Notre Dame; Tampa, Fla.

WNIT Appearances (Last): 4 (2011)

WNIT Record: 3-4

Media Relations

Women's Basketball Contact: Diana Koval

Office: 803.777.7977

Cell: 314.369.6050

Email: dkoval@mailbox.sc.edu

Press Row Phone: 803.777.6182

Athletics Department on the Web

Website: GamecocksOnline.com

Twitter: @GamecocksOnline

Instagram: @GamecocksOnline

Facebook: Facebook.com/GamecocksOnline

YouTube: YouTube.com/GamecocksOnline

Women's Basketball on Twitter

Team: @GamecockWBB

Head Coach: @DawnStaley

By the Numbers

	0	3	5	9
0	Games this season in which the same Gamecock was the top scorer in each quarter			
2	Current Gamecocks who have scored at least 1,000 career points after junior center Alaina Coates' first three points against Missouri (Jan. 10) put her in the group alongside senior guard Tiffany Mitchell (1,587 points)			
3	Stats in which sophomore forward A'ja Wilson ranks among the nation's top 50 – double-doubles (18th), blocks (20th) and field goal percentage (50th)			
5	League-play stats in which senior guard Tiffany Mitchell ranks among the SEC's top five – helping make up her league-best eight categories among the top 15			
7	Of the highest attended women's basketball games in the nation this season that were played at Colonial Life Arena, including three of the top five			
9	Games in which junior center Alaina Coates has shot over 70.0 percent from the field			
11.5	Points per game more than their opponents the Gamecocks have scored in their four wins over ranked foes this season (74.2-62.8)			
13	Career double-doubles in SEC play by Alaina Coates, breaking the previous 23-year-old South Carolina record of 11			
13	Games on South Carolina's schedule against teams currently ranked in the top 25, including three of the next four			
16	Quarters in which the Gamecocks have held an opponent to single digits, including five in SEC play			
19	Rebounds by A'ja Wilson in her last visit to Memorial Coliseum, which is the program's freshman single-game record			
51.7	Percent shooting by the Gamecocks in the fourth quarter this season, their most efficient quarter			
52.1	Percent of South Carolina's points scored in the paint this season			

Current Streaks

	Total	Home	Road	Neut.
Overall	W15	W42	W4	W3
SEC	W3	W20	W1	—
Non-Conference	W12	W24	W3	W3
Ranked Teams	W4	W8	L2	W1

Kentucky Series Notes

In what has become a heated rivalry over the last few seasons, Kentucky leads the series 33-22, including a 20-6 edge in Lexington. The gap closes to a 9-6 Kentucky advantage in South Carolina's Dawn Staley era with the Gamecocks holding a 4-3 edge in the last three seasons, during which four of the seven games were decided by single-digit points.

The teams split their home-and-home series two of the last three seasons with the Gamecocks sweeping the regular-season meetings in 2013-14, which Kentucky avenged with a win in the 2014 SEC Tournament semifinals.

South Carolina and Kentucky were both ranked in the AP top 10 in two previous meetings in the series, both of which went the Gamecocks' way in Columbia.

South Carolina's results vs. Kentucky since the arrival of head coach Dawn Staley:

Date	W/L	Score	Site	Rank (SC/UK)
3/1/15	L	56-67	A	2/13
1/11/15	W	68-60	H	1/10
3/8/14	L	58-68	N	5/12
2/20/14	W	81-58	A	4/15
1/9/14	W	68-59	H	10/9
2/14/13	L	74-78	A	16/9
1/24/13	W	55-50	H	18/5
2/23/12	L	50-53	A	-/13
1/15/12	L	58-66	H	24/9
2/10/11	W	66-61	H	-/15
1/13/11	L	48-66	A	-/19
2/21/10	L	50-71	A	-/16
1/14/10	W	79-71	H	-/-
3/1/09	L	53-70	H	-/-
2/5/09	L	47-61	A	-/-

Gamecocks in the Rankings

(thru games of 1/12)

Team	SEC	NCAA	Actual	Alaina Coates	SEC	NCAA	Actual
Scoring Offense	3	20	78.3	Scoring	14	—	12.9
Scoring Defense	5	29	54.7	Rebounding	2	50	9.3
Scoring Margin	3	6	+23.6	FG Percentage	1	1	.696
Field Goal Percentage	3	14	.470	Blocks	4	86	1.7
Field Goal %age Def.	2	12	.332	Off. Rebounds	13	—	2.9
3-Point FG %age	5	112	.328	Double-Doubles	1	18	8
3-Point FG %age Def.	6	82	.280	Tiffany Mitchell	SEC	NCAA	Actual
3-Point FG Made/Gm.	6	158	5.7	Scoring	9	187	14.9
Free Throw Percentage	12	249	.658	FT Percentage	7	130	.797
Rebounding Offense	5	—	42.9	3FG Made/Game	7	222	1.9
Rebounding Defense	3	—	32.6	Tina Roy	SEC	NCAA	Actual
Rebounding Margin	2	14	+10.3	3FG Percentage	3	88	.380
Assists	8	83	14.8	3FG Made/Game	6	170	2.0
Steals	9	116	8.8	Khadijah Sessions	SEC	NCAA	Actual
Turnover Margin	10	95	+2.1	Steals	7	154	2.0
Turnovers	—	36	13.6	A'ja Wilson	SEC	NCAA	Actual
Assist-to-Turnover Ratio	4	50	1.1	Scoring	7	149	15.6
Blocked Shots	3	25	5.4	Rebounding	4	59	9.2
Home Attendance Avg.	1	1	14,424	FG Percentage	5	50	.529
				FT Percentage	13	—	.673
				Blocks	1	20	2.8
				Off. Rebounds	15	—	2.8
				Double-Doubles	1	18	8

2015-16 Double-Doubles

Alaina Coates (8)

11/13	Ohio State	17 pts/13 rebs
11/22	at UCLA	12 pts/12 rebs
12/13	Winthrop	29 pts/16 rebs/10 blks
12/16	Hampton	22 pts/12 rebs
12/20	vs. East Carolina	10 pts/15 rebs
1/3	Arkansas	11 pts/10 rebs
1/7	at Vanderbilt	11 pts/10 rebs
1/10	Missouri	13 pts/12 rebs

Sarah Imovbioh (1)

11/15	UNCG	14 pts/11 rebs
-------	------	----------------

A'ja Wilson (8)

11/13	Ohio State	20 pts/14 rebs
11/15	UNCG	19 pts/10 rebs
11/22	at UCLA	11 pts/10 rebs
11/27	vs. Arizona State	18 pts/11 rebs
12/6	Duke	28 pts/11 rebs
12/20	vs. East Carolina	15 pts/10 rebs
1/3	Arkansas	11 pts/10 rebs
1/10	Missouri	11 pts/11 rebs

Road Warriors

Overall, South Carolina is 218-243 (.473) in road games, including a 49-34 (.590) record during the Dawn Staley era. After a difficult start as the Gamecocks' mentor, Staley has guided her team to three of the program's top five road records in program history, including 2013-14's school-record winning percentage of .833 (10-2). Last season's .818 winning percentage (9-2) was second-best, while the 2012-13 team's .733 (11-4) mark is fifth in program history.

This season, South Carolina is 4-0 in road games.

Ranked Readings

The Gamecocks have 13 games on the schedule against teams currently ranked in the top 25. South Carolina opened the season with a win over No. 6/10 Ohio State (Nov. 13, 88-80), following that with victories over No. 16/18 Arizona State (Nov. 27, 60-58) and No. 14/13 Duke (Dec. 6, 66-55) in non-conference action and one over No. 20/- Missouri (Jan. 10, 83-58).

After posting an 18-8 record against ranked opponents since the start of the 2013-14 season, head coach Dawn Staley has a 29-42 mark vs. the nation's best teams during her South Carolina tenure, highlighted by a 17-8 mark when the Gamecocks carry a better ranking than their opponent into the contest.

South Carolina's 10 wins against ranked foes in 2014-15 set a program record, topping the eight wins of the 1979-80 squad. Of those wins, five came against a top-10 foe.

SEC Story

Head coach Dawn Staley has steadily lifted the Gamecocks' national profile by building the Gamecocks into a consistent SEC contender with back-to-back regular-season titles, shirking decades of difficulty in the nation's best women's basketball conference.

In her eighth season at the helm, Staley boasts a 70-43 (.619) SEC regular-season record and has finished outside the league's top five just twice – an unprecedented achievement for a program that had finished INSIDE the top five only two times in the previous 17 seasons.

Staley's 70 wins include four seasons of double-digit league victories – 10-6 in 2012, 11-5 in 2013, an SEC-best 14-2 in 2014 and 15-1 in 2015.

Staley's SEC regular-season record includes a 40-18 (.690) mark at home and a 30-25 (.545) slate on the road.

Fast Start

South Carolina is looking to start a season 16-0 for just the second time in program history but the second time in as many seasons. The Gamecocks rocketed through the 2014-15 season with 22 straight victories. Prior to that, a 10-0 start was the program's best and was accomplished by the 1981-82, 2012-13 and 2013-14 teams.

Poll Position

South Carolina remains at No. 2 in the nation in both polls this week, marking the 28th-straight time the Gamecocks have been ranked among the nation's top three teams. South Carolina has held a top-10 position in the Associated Press poll for 39 straight weeks and been ranked in the AP top 25 for 64 consecutive weeks (beginning Dec. 10, 2012), breaking the school record of 62 from Feb. 27, 1979 through Jan. 9, 1983.

Strength in Numbers

Based on cumulative opponent winning percentage, South Carolina currently has the 15th toughest schedule in the nation. The 26 teams the Gamecocks will face this season have a current winning percentage of .655. The SEC dominates the top 15 schedules with six entries. The Pac-12 is just behind with four.

With seven games away from Columbia so far this season, the Gamecocks are 7th in the RPI – best in the SEC ahead of Kentucky (8th) and Tennessee (10th) with Florida (21) also among the top 30. Three others – Texas A&M (32), Mississippi State (33), Missouri (41) and Georgia (46) – are in the top 50.

Be Aggressive

Led by arguably among the best frontcourts in the nation, South Carolina ranks 10th in the country in free throw attempts at 360. The Gamecocks average 24.0 free throw attempts per game, tied with No. 20 Florida for most among teams ranked in the AP Top 25. South Carolina's 237 made free throws is 25th in the nation.

Diversified Assets

Head coach Dawn Staley has compiled an arsenal of offensive weapons that keeps growing throughout the season with no one Gamecock dominating the stat line, especially on offense. While nine different Gamecocks have been the team's top scorer in at least one quarter this season, no Gamecock has led the team in scoring for all four quarters of a game. A single player has topped the team in three quarters just five times – Alaina Coates (Winthrop), Tiffany Mitchell (at Clemson, at Vandy) and A'ja Wilson (vs. CSUB, Duke).

A Little Help From My Friends

Playing under one of the best point guards in U.S. women's basketball history, South Carolina has always been committed to finding the teammate with the best shot. Early this season, the Gamecocks were not as proficient in that area as they had been, assisting on 45.9 percent of their field goals (158 of 344) in non-conference action. So far in league play, South Carolina has rediscovered its roots, handing out assists on 43 of 82 made field goals (52.4 percent). In fact, the highest

2015-16 Awards

Alaina Coates

Naismith Early Season Watch List
Wooden Award Watch List
Preseason All-SEC First Team (Media, Coaches)

Bianca Cuevas

Rainbow Wahine Showdown All-Tournament

Tiffany Mitchell

Naismith Early Season Watch List
USBWA Ann Meyers Drysdale Award Watch List
Wooden Award Watch List
Preseason All-America (AP, Lindy's, Athlon, SI, ESPN)
Preseason All-SEC First Team (Media, Coaches)
Preseason SEC Player of the Year (Media, Coaches)

A'ja Wilson

2015 USA Basketball Female Athlete of the Year
Naismith Early Season Watch List
USBWA Ann Meyers Drysdale Award Watch List
Wooden Award Watch List
Rainbow Wahine Showdown Tournament MVP
Preseason All-America 2nd Team (Lindy's, SI, ESPN)
Preseason All-America Honorable Mention (AP)
Preseason All-SEC First Team (Media, Coaches)
SEC Player of the Week (Nov. 13-16; Nov. 24-30; Dec. 1-7)

scoring Gamecock in league play, Tiffany Mitchell (17.7 ppg) also leads the team in assists (3.7 apg).

Getting Back Where We Belong

The Gamecocks have steadily marched up the national standings in field goal percentage and field goal percentage defense, ranking among the country's top 15 in both. South Carolina has long been among the nation's best defensive teams, adding offensive efficiency in recent seasons. The Gamecocks finished last season ranked fourth in the nation in field goal percentage (.484) and 10th in field goal percentage defense (.349).

South Carolina is currently shooting 47.0 percent from the field (14th) and holding opponents to 33.2 percent (12th). Only three teams have shot at least 40.0 percent against the Gamecocks this season with none hitting 45.0 percent. South Carolina is 20th in the nation in points per game (78.3) and 29th in scoring defense, allowing opponents just 54.7 points per game.

Crunch Time

The Gamecocks have played three games decided by single-digit points this season, two of which they trailed at halftime but came back to win. In those outings, offense has made the difference with the Gamecocks shooting 52.0 percent from the field in the fourth quarters of those three games. Of these three opponents, only Arizona State out-shot South Carolina in the fourth quarter (.353-.313) with the Gamecocks making up the difference at the free throw line and on the glass in the waning moments of the contest.

Overall, South Carolina shoots much better in the second half (50.3 percent) than the first (43.8 percent) as opposing defenses begin to feel the effects of the Gamecocks' frontcourt and pace of play. South Carolina's offensive efficiency builds steadily throughout the game

Gamecocks in 2015-16 National Polls

Poll	Pre	11/16	11/23	11/30	12/7	12/14	12/21	12/28	1/4	1/11	1/18	1/25	2/1	2/8	2/15	2/22	3/1	3/8	3/16	Final
Associated Press	2	2	2	2	2	2	2	2	2	2										
Coaches	2	2	2	2	2	2	2	2	2	2										

with 19 of the 29 quarters in which the Gamecocks have shot at least 50 percent coming in the second half.

New Year, Old Tiffany

Senior guard Tiffany Mitchell is back to her All-American ways in 2016 after recovery from offseason surgery limited her efficiency in non-conference action. Still averaging double-figure points as the team's second-leading scorer in non-conference play, Mitchell was not on all-around great form through the season's first 12 games.

With the calendar now reading 2016 and SEC play in full cry, Mitchell has immediate re-inserted herself into SEC Player of the Year contention for her raw numbers as well as her impact on big games. Here's a look at how her SEC numbers compare to her non-conference production this season:

Stat	SEC (rank)	Non-Conference
Scoring Avg.	17.7 (2nd)	14.2
FG Percentage	.472 (4th)	.411
Assists/Game	3.7 (7th)	2.2
FT Percentage	.722 (13th)	.824
Steals/Game	2.3 (9th)	1.5
3FG Percentage	.375 (4th)	.373
3FG Made/Game	2.0 (5th)	1.8
Assist:TO	1.6 (4th)	0.8

Mitchell is among the SEC's top 15 in eight of 10 primary stats, which is two more than any other player in the league, missing out on just rebounds and blocked shots. Her numbers have not grown idly either as she has taken charge of games at key moments for her team, much the way she has her last two SEC Player of the Year campaigns. Mitchell scored seven points during a key 10-3 third-quarter run at Vanderbilt (Jan. 7) then added seven of the team's first eight points in the fourth quarter to hold off the Commodores, adding a drive and dish for a Khadijah Sessions 3-pointer and a defensive rebound in the final minute to close out the win. Against No. 20/ Missouri (Jan. 10), she hit a transition layup, a 3-pointer from the left corner and converted a steal into a layup after the Tigers had opened the third quarter on a 12-4 run.

Quarter Breakdown

Through 60 quarters this season, South Carolina has out-scored its opponent 45 times with the Gamecocks topping their foe by double digits 15 times, including a season-high differential of 26 (35-9) in the second quarter against Arkansas (Jan. 3). This season's best first-quarter advantage is 19 (26-7) against Winthrop (Dec. 13), third-quarter margin is 22 (29-7) against Arkansas (Jan. 3) and fourth-quarter edge is 17 (27-10) vs. Hampton (Dec. 16). South Carolina has shot at least 50.0 percent in 29 quarters this season with a high of 80.0 percent (8-of-10) in the third quarter against Hampton. The Gamecocks

Team Specialty Stats

South Carolina-Opponent

	Pts. in Paint	Pts. Off TOs	2nd Chance Pts	Fast Break Pts
11/13 OSU	52-20	20-14	21-8	16-9
11/15 UNCG	52-18	29-4	16-10	13-8
11/18 at Clem.	24-16	21-2	22-11	8-0
11/20 at UCLA	30-20	8-17	10-9	4-6
11/27 vs. ASU	42-16	18-20	8-9	2-0
11/28 vs. CSUB	48-20	16-7	7-7	2-0
11/29 at Hawaii	36-18	23-5	12-11	6-0
12/6 Duke	42-24	15-6	18-9	15-6
12/13 Winthrop	50-18	20-9	14-10	19-6
12/16 Hampton	42-22	7-18	17-1	2-10
12/20 vs. ECU	46-18	16-6	17-11	2-0
12/22 Elon	40-32	21-17	14-10	9-8
1/3 Ark.	44-10	28-8	20-5	16-2
1/7 at VU	30-30	12-12	6-9	10-6
1/10 Mizzou	34-22	17-9	10-7	14-4
1/14 at UK				
1/17 TAMU				
1/21 at Aub.				
1/24 at MSU				
1/28 Miss.				
1/31 at TAMU				
2/4 UK				
2/8 UConn				
2/11 Fla.				
2/15 at Tenn.				
2/18 Ga.				
2/22 at Ala.				
2/25 at Miss.				
2/28 LSU				
Season Avg.	40.8-20.3	18.1-10.3	14.1-8.5	9.2-4.2
SEC Avg.	36.0-20.7	19.0-9.7	12.0-7.0	13.3-3.3

best shooting quarter is the fourth, during which they are hitting 51.7 percent from the field.

Defensively, of the 10 lowest shooting percentage quarters for opposing teams six have been in the second half, including three of the five lowest.

A more detailed look at the quarter-by-quarter production for the Gamecocks and their opponents.

Qtr.	SC/Opp Avg. Pts	SC/Opp Avg. Rebs	SC/Opp FG%
1	18.7/13.1	11.5/9.6	.402/.314
2	18.9/13.1	10.1/7.5	.491/.357
3	21.4/14.5	11.2/8.9	.491/.339
4	19.5/13.9	10.8/7.6	.517/.309

Individually, sophomore forward A'ja Wilson has turned in four of the seven double-digit scoring quarters

Starters vs. Bench Points

	SC Starters	Opp. Starters	SC Bench	Opp. Bench
11/13 OSU	58	70	30	10
11/15 UNCG	52	33	40	11
11/18 at Clem.	38	33	29	8
11/22 at UCLA	57	55	11	10
11/27 vs. ASU	39	38	21	20
11/28 vs. CSUB	56	47	34	24
11/29 at Hawaii	46	36	21	15
12/6 Duke	64	45	2	10
12/13 Winthrop	55	30	31	7
12/16 Hampton	69	35	17	15
12/20 vs. ECU	58	47	30	10
12/22 Elon	59	52	19	11
1/3 Ark.	65	24	20	8
1/7 at VU	50	35	21	26
1/10 Mizzou	54	38	29	20
1/14 at UK				
1/17 TAMU				
1/21 at Aub.				
1/24 at MSU				
1/28 Miss.				
1/31 at TAMU				
2/4 UK				
2/8 UConn				
2/11 Fla.				
2/15 at Tenn.				
2/18 Ga.				
2/22 at Ala.				
2/25 at Miss.				
2/28 LSU				
Season Avg.	54.6	41.0	23.7	13.7
SEC Avg.	56.4	32.3	23.3	18.0

this season, but senior guard Tina Roy owns the top spot with 15 points in the third quarter against Arkansas (Jan. 3). Senior guard Tiffany Mitchell has the highest first-quarter scoring total with nine against both CSUB (Nov. 28) and Winthrop (Dec. 13). Wilson owns the best mark in the other two quarters, turning in 11 in the second quarter against UNCG (Nov. 15) and 12 in the fourth quarter against Ohio State (Nov. 13).

Offensive Operation

Head coach Dawn Staley is often thought of as a defensive coach, but she has steadily built an efficient offensive team over the last few seasons, culminating in the 2014-15 squad's 75.9 points per game (fourth-best in program history and the first new entry in the top five since 1993-94) on 48.4 percent shooting. That group ranked 18th in the nation in scoring and fourth in field goal percentage. Here's a look at the offense's growth over the last five seasons.

Season	PPG (rank)	FG%age (rank)
2015-16	78.3 (20th)	.470 (14th)
2014-15	75.9 (18th)	.484 (4th)
2013-14	72.9 (63rd)	.474 (6th)
2012-13	61.3 (183rd)	.390 (155th)
2011-12	61.2 (180th)	.398 (121st)
2010-11	58.7 (253rd)	.380 (223rd)

SEC Active Leaders

Among the SEC's active leaders in seven statistical categories five different Gamecocks are among the top 10 in at least one. Senior Tiffany Mitchell's league-high six entries is not a surprise given the breadth of her resume, but the appearance of sophomore A'ja Wilson at No. 3 on the active blocked shots list (101), which junior Alaina Coates leads, may catch some observers off guard.

Mitchell headlines the South Carolina entries ranking second in scoring (1,587), steals (196) and field goals

All-Time Records vs. SEC Teams

Opponent	Overall	Under Staley	SEC Season	SEC Tourn.	H	A	N	Streak	Last
Alabama	21-15	11-0	16-12	2-2	11-5	8-8	2-2	Won 11	W: 85-54, 1/29/15 (H)
Arkansas	15-17	8-3	14-15	1-2	9-5	5-10	1-2	Won 7	W: 85-32, 1/3/16 (H)
Auburn	18-21	6-3	13-15	1-1	11-7	6-12	1-2	Won 3	W: 77-58, 1/2/14 (H)
Florida	14-20	6-4	12-18	0-2	6-10	8-8	0-2	Won 6	W: 77-42, 1/19/15 (A)
Georgia	10-33	6-6	7-21	2-2	4-14	3-15	3-4	Won 3	W: 58-35, 2/5/15 (A)
Kentucky	22-33	6-9	18-25	0-2	16-9	6-20	0-4	Lost 1	L: 56-67, 3/1/15 (A)
LSU	9-22	6-5	7-22	2-0	4-10	3-12	2-0	Won 5	W: 74-54, 3/7/15 (N)
Ole Miss	18-17	8-2	14-12	2-4	10-4	6-8	2-5	Won 6	W: 77-59, 2/1/15 (A)
Miss. State	15-16	6-3	14-14	0-2	10-5	5-9	0-2	Won 6	W: 69-50, 2/26/15 (H)
Missouri	4-1	3-1	3-1	—	2-0	1-1	1-0	Won 3	W: 83-58, 1/10/16 (H)
Tennessee	4-45	3-8	2-26	1-3	2-19	1-21	1-5	Won 2	W: 62-46, 3/8/15 (N)
Texas A&M	1-3	1-3	1-2	0-1	1-1	0-1	0-1	Won 1	W: 79-61, 1/26/15 (H)
Vanderbilt	13-21	8-2	13-18	0-2	7-8	5-11	0-2	Won 6	W: 71-61, 1/7/16 (A)
Totals	164-264	78-49	134-200	11-23	91-97	57-136	13-30	Won 6	

made (531); third in 3-pointers made (147); fourth in assists (304) and eighth in rebounding (520). She is the highest-ranking guard on the rebounding list, which includes just two other true perimeter players.

Coates is the league's active leader in blocks (152), sits third in rebounds (710) and 10th in scoring (1,010). She also has a current SEC-high 30 career double-doubles, including eight this season.

Senior Khadijah Sessions holds sixth in steals (147) and eighth in assists (257). Senior Tina Roy is on the 3-pointers made list, coming in at fourth (128).

Great Gamecock Fans

The state of South Carolina has rallied around head coach Dawn Staley's program in unprecedented numbers. Average attendance has grown steadily over the last three seasons, culminating in this season's sell-out of the season-ticket allotment – over 11,000. Only single-game, general admission tickets remain available for purchase.

South Carolina leads the nation in average attendance at 14,424 and is the only program averaging at least 10,000 fans this season. In fact, seven of the top 10 attended games in the Division I women's basketball this

season were played at Colonial Life Arena.

Delving more deeply into the numbers, South Carolina's Colonial Life Arena's capacity of 18,000 makes it the seventh-largest women's basketball venue in the nation. South Carolina is the only one of those selling over 50 percent of their capacity as Gamecocks fans are filling Colonial Life Arena at 80.13 percent capacity, the highest of any facility seating at least 10,000 and fifth overall.

Prior to 2015-16, the Gamecocks led the nation in average attendance increase in each of the previous two seasons and paced the country in average attendance in 2014-15 at 12,293. South Carolina played in front of over 10,000 fans 15 times that season with 13 of those coming at Colonial Life Arena. The 17,156 fans that turned out for the Jan. 11 game against Kentucky were just shy of the women's basketball record of 17,712 (vs. Clemson, 11/22/02) at the facility.

U-S-A, U-S-A

USA Basketball honored two Gamecocks for their contributions to the Americans' medal count in 2015. Head coach Dawn Staley became the first person to earn Athlete of the Year and Coach of the Year honors from USA Basketball, sharing the 2015 coaching award with Sean Miller. Sophomore forward A'ja Wilson earned USA Basketball Female Athlete of the Year honors for her MVP effort at the FIBA U19 Women's World Championship.

Two other Gamecocks also represented USA Basketball last summer. Senior Tiffany Mitchell and junior Alaina Coates on the U.S. Pan Am Games silver medal team.

Highest Honors

Experts have their eye on three Gamecocks in the running for national player of the year honors – senior guard Tiffany Mitchell, junior center Alaina Coates and sophomore forward A'ja Wilson. South Carolina is in elite company with that many players in the running.

Most recently, the trio appeared on the Naismith Early Season Watch List, which included the 50 best players in the nation. South Carolina was one of three teams with three entries.

The USBWA announced its 20-member watch list for the Ann Meyers Drysdale Award, which included Mitchell and Wilson, putting South Carolina among just three programs with multiple players recognized.

The Wooden Award got the streak going, announcing its 30-player watch list, which featured all the Gamecocks. South Carolina joined UConn as the only schools with three players selected.

Legacy of Leadership

South Carolina has thrived under excellent leadership from its team-selected captains the last few seasons. While some thought that area would be a question mark heading into this season, the Gamecocks selected their four returning seniors – Asia Dozier, Tiffany Mitchell,

Games Led Team In...

(Tied for team lead in each category included)

Scoring	2015-16	Career	Record
Tiffany Mitchell	6	43	41-2
A'ja Wilson	6	21	19-2
Alaina Coates	2	14	13-1
Tina Roy	2	4	4-0
Bianca Cuevas	1	3	3-0
Khadijah Sessions	0	3	2-1
Asia Dozier	0	2	2-0

Rebounding	2015-16	Career	Record
Alaina Coates	9	43	41-2
A'ja Wilson	7	16	15-1
Sarah Imovbioh	2	2	2-0
Jatarie White	1	1	1-0
Tiffany Mitchell	0	10	9-1

Assists	2015-16	Career	Record
Khadijah Sessions	6	28	26-2
Tiffany Mitchell	4	33	31-2
Tina Roy	4	14	14-0
Asia Dozier	3	16	16-0
Bianca Cuevas	1	9	8-1
Sarah Imovbioh	1	1	1-0
Alaina Coates	0	1	1-0

Miscellaneous Stats

Triple-Doubles	2015-16	Career	Record
Alaina Coates	1	1	1-0

Double-Doubles	2015-16	Career	Record
Alaina Coates	8	30	29-1
A'ja Wilson	8	13	12-1
Sarah Imovbioh	1	1	1-0
Tiffany Mitchell	0	4	4-0

20+ Points	2015-16	Career	Record
A'ja Wilson	3	8	7-1
Alaina Coates	2	10	9-1
Tiffany Mitchell	1	14	14-0
Bianca Cuevas	1	2	2-0
Tina Roy	1	1	1-0

10+ Points	2015-16	Career	Record
Tiffany Mitchell	15	89	80-9
Alaina Coates	12	59	56-3
A'ja Wilson	11	40	38-3
Bianca Cuevas	6	14	14-0
Khadijah Sessions	3	23	22-1
Tina Roy	3	15	13-2
Jatarie White	2	4	4-0
Sarah Imovbioh	2	2	2-0
Asia Dozier	1	14	13-1

10+ Rebounds	2015-16	Career	Record
Alaina Coates	8	33	32-1
A'ja Wilson	8	13	12-1
Sarah Imovbioh	3	3	3-0
Tiffany Mitchell	0	7	6-1
Asia Dozier	0	1	1-0

5+ Assists	2015-16	Career	Record
Tiffany Mitchell	2	13	13-0
Khadijah Sessions	2	12	12-0
Asia Dozier	2	10	10-0
Bianca Cuevas	1	6	6-0
Tina Roy	0	5	5-0

5+ Steals	2015-16	Career	Record
Bianca Cuevas	1	1	1-0
Tiffany Mitchell	0	8	8-0

5+ Blocks	2015-16	Career	Record
Alaina Coates	1	4	4-0
A'ja Wilson	1	2	1-1

2015-16 Scoring Differentials

Largest lead in a win..... by 52 (84-32), 4th-3:11, vs. Winthrop, 12/13
Largest deficit overcome to win..... by 7 (13-20), 2nd-8:58, vs. Elon, 12/22
 by 7 (16-23), 2nd-8:15, vs. Arizona State, 11/27

2015-16 Roster

No.	Name	Pos.	Ht.	Yr.	Hometown/Last School
1	Bianca Cuevas	G	5-6	So.	Bronx, N.Y./Nazareth Regional
4	Donyah Cliney	G	6-0	R-Fr.	Newark, N.J./Malcolm X Shabazz
5	Khadijah Sessions	G	5-8	Sr.	Myrtle Beach, S.C./Myrtle Beach
10	Allisha Gray*	G	6-0	Jr.	Sandersville, Ga./North Carolina
15	Tiffany Davis	G	5-7	Jr.	Houston Texas/Westbury Christian
22	A'ja Wilson	F	6-5	So.	Hopkins, S.C./Heathwood Hall
23	Tina Roy	G	5-11	Sr.	Kaplan, La./Kaplan
24	Sarah Imovbioh	F	6-2	Sr.	Abuja, Nigera/Virginia
25	Tiffany Mitchell	G	5-9	Sr.	Charlotte, N.C./Providence Day
31	Asia Dozier	G/F	6-0	Sr.	Columbia, S.C./Spring Valley
35	Kaela Davis*	G	6-2	Jr.	Suwanee, Ga./Georgia Tech
40	Jatarie White	F	6-4	So.	Charlotte, N.C./Providence Day
41	Alaina Coates	C	6-4	Jr.	Irmo, S.C./Dutch Fork
44	India Farmer	F	6-0	Jr.	North Myrtle Beach, S.C./North Myrtle Beach

* indicates will sit out 2015-16 due to NCAA transfer rules

Head Coach: Dawn Staley
Assoc. Head Coach: Lisa Boyer
Assistant Coaches: Nikki McCray-Penson, Fred Chmiel

Tina Roy and Khadijah Sessions – as their captains. All but Roy have served in that capacity at least once prior to this season.

Mitchell's March

Senior guard Tiffany Mitchell has worked her way into the annual national player of the year conversations over the last two seasons, and expectations are the same this season for the two-time All-American and reigning back-to-back SEC Player of the Year. Ranking among the SEC's best in numerous categories over the last three seasons, Mitchell is steadily moving up various Gamecocks' career charts as well.

Here are a few of the career benchmarks she has a chance to catch:

Category	Current	Chasing	To Go
Points	1,587 (9th)	1,620 (8th)	33
3FG Made	147 (7th)	152 (6th)	5
FT Made	378 (5th)	411 (4th)	33
FT Att.	495 (7th)	513 (6th)	18
Steals	196	212 (10th)	16
Minutes	3,545 (9th)	3,685 (8th)	140
Games	119	125 (10th)	6

Double-Double Trouble

The most recent addition to the Gamecocks' 1,000-point club, junior center Alaina Coates has the size and skill to take over games against any opponent and continues to grow more comfortable in that role. With an SEC-best eight double-doubles this season and best-in-the-nation .696 field goal percentage, she is among the SEC top 20 in both scoring (14th, 12.9 ppg) and rebounding (2nd, 9.3 rpg).

Coates became the 31st member of the 1,000-point club in the first 30 seconds of the win over No. 20/-Missouri (Jan. 10) but just the 13th member to also amass 700 career rebounds – a number she also reached against the Tigers.

With 30 career double-doubles, during which the Gamecocks are 29-1, she is sixth in program history in

that category, just two shy of reaching the all-time top five, which has not changed since Marsha Williams moved into the No. 2 spot in 1992-93 with 44. (The school record of 70 belongs to Sheila Foster, 1979-82.) With three straight double-doubles to open league play, Coates matched and then broke Williams' school record for double-doubles in SEC action, previously 11 now 13.

The SEC's active leader with 152 career blocks, Coates is third in South Carolina history in the category. She is just 25 shy of Lakesha Tolliver's (2004-07) career record of 177.

Hometown Hero

Sophomore forward A'ja Wilson has lived up to her billing, both this season being selected to the watch lists for the Wooden, Naismith and the USBWA Ann Meyers Drysdale Awards and last season as the SEC Freshman of the Year, First-Team All-SEC selection and the first Gamecock freshman to earn All-America honors.

This season, Wilson has been the Gamecocks' top scorer six times and top rebounder in seven games. She leads the SEC in blocks per game (2.8) and double-doubles (8), categories in which she ranks 20th and 18th in the nation, respectively. Wilson is also among the SEC's top five in rebounding (4th, 9.2) and field goal percentage (5th, .529), and comes in seventh in scoring (7th, 15.6).

Named SEC Player of the Week three times in the first four weeks of the season, Wilson has routinely delivered at crunch time – 12 of her 20 points against #6/10 Ohio State (Nov. 13) came in the fourth quarter, including six of the team's 10 in the final 2:35; scoring and rebounding late at UCLA (Nov. 22) put Gamecocks on top in final 3:00 of tight game; three rebounds in final 18 seconds of tie game vs. #16/18 Arizona State (Nov. 27) led to game-winning free throws with 0.6 seconds to play; 10 points in fourth quarter vs. CSU Bakersfield (Nov. 28) broke open seven-point game heading into the period; and 20 second-half points against Duke included 12 of the team's 16 in the third quarter and six in the final 1:45 of the game.

Zone Buster

Senior guard Tina Roy opened her fifth and final season with the Gamecocks in the starting lineup after great offseason and preseason work. The Kaplan, La., native struggled to get her shot on track early, though, and ceded her starting role after nine games. Roy returned from the holiday break with a renewed sense of urgency around practice, and the change has shown in games.

Roy kicked off 2016 by tying the school record for made 3s in an SEC game, burying seven against Arkansas (Jan. 3) and followed that with four at Vanderbilt (Jan. 4). Entering the season hitting 29.5 percent from 3-point range in her career, Roy is hitting 38.0 percent from behind the arc this season to rank third in the league, including an SEC-best 52.2 percent so far in conference play. Her early scoring burst in conference play has her ranked 13th in the league with 12.0 points per SEC game, which includes a league-leading 4.0 3-pointers made per game.

The Senior Sessions

Named a team captain for the second time in three seasons, senior Khadijah Sessions has had a vice-like grip on the starting point guard spot for the Gamecocks over the last three seasons. After leading the team to back-to-back SEC regular-season championships and the program's first NCAA Final Four during that stretch, the Myrtle Beach, S.C., native took the challenge of expanding her offensive game to force opposing defenses to honor her as a scoring threat, especially in the half-court.

Sessions has delivered so far, shooting a career-best 48.4 percent from the field this season, including 53.3 percent in SEC play, during which she is 4-of-6 from 3-point range as well. She has scored at least five points 11 times through 15 games, including three double-digit outings. In the last five games, Sessions averaged 7.4 points on 45.8 percent shooting, including 5-of-10 (.500) from 3-point range, while still averaging 2.4 assists per game and 2.0 steals.



Around the SEC

	SEC Games			Overall		
	W	L	Pct.	W	L	Pct.
Mississippi St.	3	0	1.000	16	1	.941
South Carolina	3	0	1.000	15	0	1.000
Florida	2	1	.667	14	2	.875
Kentucky	2	1	.667	13	1	.928
Tennessee	2	1	.667	11	4	.733
Texas A&M	2	1	.667	12	4	.750
Alabama	1	2	.333	12	4	.750
Arkansas	1	2	.333	6	10	.375
Auburn	1	2	.333	11	5	.688
LSU	1	2	.333	7	9	.437
Ole Miss	1	2	.333	9	7	.562
Missouri	1	2	.333	14	2	.875
Vanderbilt	1	2	.333	12	4	.750
Georgia	0	3	.000	12	4	.750

Today's Games

January 14

Alabama at Auburn, 7 p.m. (SECN+)
 #13/15 Tennessee at Arkansas, 9 p.m. (SECN)
 Georgia at #20/21 Florida, 7 p.m. (SECN+)
 LSU at Vanderbilt, 8 p.m. (SECN+)
 Ole Miss at #15/11 Texas A&M, 8 p.m. (SECN+)
 #7/6 Mississippi St. at #24/- Missouri, 8 p.m. (SECN+)

Rankings are listed as AP/ESPN Poll
 All Times Eastern; TV Network in ()

AP Top 25

(Week of Jan. 11)

1. Connecticut	14-0
2. South Carolina	15-0
3. Notre Dame	15-1
4. Texas	15-0
5. Ohio State	12-3
6. Baylor	16-1
7. Mississippi State	16-1
8. Maryland	14-2
9. Kentucky	13-1
10. Arizona State	12-3
11. Stanford	13-3
12. Oregon State	12-3
13. Tennessee	11-4
14. Oklahoma	12-3
15. Texas A&M	12-4
16. Florida State	11-4
17. UCLA	11-4
18. Michigan State	12-3
19. South Florida	10-4
20. Florida	14-2
21. Miami (FL)	15-2
22. Duke	12-5
23. Louisville	12-5
24. Missouri	14-2
25. Southern Cal	14-2

USA Today Coaches Top 25

(Week of Jan. 4)

1. Connecticut	14-0
2. South Carolina	15-0
3. Notre Dame	15-1
4. Texas	15-0
5. Ohio State	12-3
6. Mississippi State	16-1
7. Baylor	16-1
8. Maryland	14-2
9. Kentucky	13-1
10. Oregon State	12-3
11. Texas A&M	12-4
12. Stanford	13-3
13. Arizona State	12-3
14. Florida State	11-4
15. Tennessee	11-4
16. South Florida	10-4
17. Oklahoma	12-3
18. Michigan State	12-3
19. Duke	12-5
20. Miami (FL)	15-2
21. Florida	14-2
22. Louisville	12-5
23. UCLA	11-4
24. Northwestern	12-4
25. Duquesne/DePaul	15-1/12-6

South Carolina's Record When...

	SEC	All		SEC	All
Record.....	3-0	15-0	No South Carolina players foul out	3-0	14-0
Playing a ranked opponent.....	1-0	4-0	One or more SC players foul out.....	0-0	1-0
Playing at home	2-0	8-0	Having 20 or more assists.....	0-0	2-0
Playing on the road	1-0	4-0	Having less than 20 assists.....	3-0	13-0
Playing at neutral site	0-0	3-0	Scoring more pts. in paint than opponent	2-0	14-0
Leading at half	2-0	12-0	Scoring equal/less pts. in paint than opp.	1-0	1-0
Trailing at half	0-0	2-0	Scoring more pts. off TOs than opponent	2-0	11-0
Tied at half	1-0	1-0	Scoring equal/less pts. off TOs than opp.	1-0	4-0
Playing an overtime game	0-0	0-0	Scoring more 2nd-chance pts.	2-0	12-0
0 players score in double figures	0-0	0-0	Scoring equal/less 2nd-chance pts.....	1-0	3-0
1 player scores in double figures	0-0	0-0	Scoring more fast break pts.....	3-0	13-0
2 players score in double figures	0-0	2-0	Scoring equal/less fast break pts.....	0-0	2-0
3 players score in double figures	0-0	5-0	Wearing white uniforms	3-0	11-0
4 players score in double figures	2-0	5-0	Wearing black uniforms	0-0	4-0
5 players score in double figures	1-0	3-0	Wearing pink uniforms	0-0	0-0
More than 5 players in double figures.....	0-0	0-0	Playing in tournaments/classics		4-0
Starters out-score opponent's starters	3-0	14-0	Playing on live television	3-0	13-0
Opponent's starters score equal/more	0-0	1-0	Playing in November.....		7-0
Bench out-scores opponent's bench	2-0	13-0	Playing in December		5-0
Opponent's bench scores equal/more.....	1-0	2-0	Playing in January	3-0	3-0
SC Starters out-score SC Bench.....	3-0	15-0	Playing in February	0-0	0-0
SC Bench out-scores/ties SC Starters	0-0	0-0	Playing in March.....	0-0	0-0
Shooting 50% or better	2-0	5-0	Playing during the day.....	2-0	9-0
Shooting between 40-49%	1-0	9-0	Playing at night	1-0	6-0
Shooting between 30-39%	0-0	1-0	Playing on Sunday.....	2-0	8-0
Shooting less than 30%	0-0	0-0	Playing on Monday.....	0-0	0-0
Opponent shoots 50% or better	0-0	0-0	Playing on Tuesday.....	0-0	1-0
Opponent shoots between 40-49%	1-0	3-0	Playing on Wednesday.....	0-0	2-0
Opponent shoots between 30-39%	1-0	8-0	Playing on Thursday.....	1-0	1-0
Opponent shoots less than 30%	1-0	4-0	Playing on Friday	0-0	2-0
Shooting better than opponent.....	3-0	15-0	Playing on Saturday.....	0-0	1-0
Shooting worse than/equal to opponent	0-0	0-0	Margin is less than 5 pts.	0-0	2-0
Having more FTs made than opponent	2-0	13-0	Margin is between 5-9.....	0-0	1-0
Having equal/less FTs made than opponent	1-0	2-0	Margin is between 10-19.....	1-0	5-0
Out-rebounding opponent.....	3-0	14-0	Margin is 20 pts. or more.....	2-0	7-0
Having equal/less rebounds than opponent	0-0	1-0	Having a 20-pt. scorer.....	2-0	7-0
Having more TOs than opponent	0-0	4-0	Having a 30-pt. scorer.....	0-0	0-0
Having equal or less TOs than opponent.....	3-0	11-0	Scoring 49 points or less.....	0-0	0-0
Attempting more FT than 3FG.....	2-0	10-0	Scoring 50-59 points.....	0-0	0-0
Attempting equal/less FT than 3FG	1-0	5-0	Scoring 60-69 points.....	0-0	5-0
Making 5 or more 3FGs.....	2-0	9-0	Scoring 70-79 points.....	1-0	2-0
Making less than 5 3FGs.....	1-0	6-0	Scoring 80-89 points.....	2-0	6-0
Making no 3 FGs.....	0-0	0-0	Scoring 90-99 points.....	0-0	2-0
Attempting 15 or more 3FGs.....	2-0	9-0	Scoring 100 points or more.....	0-0	0-0
Attempting less than 15 3FGs	1-0	6-0			

2015-16 Team High/Low

South Carolina Highs	South Carolina Lows	Category	Opponent Lows	Opponent Highs
92 vs. UNCG, 11/15	60 vs. Arizona State, 11/27	Points in Game	32, Arkansas, 1/3	80, Ohio State, 11/13
56 (2nd) vs. Hampton, 12/16	29 (1st) at Hawaii, 11/29	Points in a Half	13 (1st), Winthrop, 12/13	47 (1st), Ohio State, 11/13
35 (2nd) vs. Arkansas, 1/3	9 (1st) vs. Arkansas, 1/3 9 (4th) at Clemson, 11/18	Points in a Quarter	5 (1st), Missouri, 1/10	26 (1st), Ohio State, 11/13
35 vs. CSUB, 11/28	23 at Clemson, 11/18	Field Goals Made	13, Arkansas, 1/3	26, Ohio State, 11/13
35 vs. UNCG, 11/15				
69 vs. Ohio State, 11/13	50 at Vanderbilt, 1/7	Field Goal Attempts	43, at Clemson, 11/18	80, Ohio State, 11/13
.548 (34-62) vs. Winthrop, 12/13	.365 (23-63) at Clemson, 11/18	FG Percentage	.241 (13-54), Arkansas, 1/3	.442 (23-52), Elon, 12/22
11 vs. Arkansas, 1/3	1 vs. Arizona State, 11/17	3-Point FG Made	1, Arkansas, 1/3 1, Winthrop, 12/13	10, Ohio State, 11/13
25 at Clemson, 11/18	10 vs. Duke, 12/6	3-Point FG Attempts	7, at Clemson, 11/18	23, vs. ECU, 12/20 23, Ohio State, 11/13
32 vs. Missouri, 1/10	8 vs. Arkansas, 1/3	Free Throws Made	4, Winthrop, 12/13	18, Missouri, 1/10 18, Ohio State, 11/13
43 vs. Missouri, 1/10	12 vs. Winthrop, 12/13	Free Throw Attempts	8, Hampton, 12/16	25, at UCLA, 11/22
.875 (14-16) at UCLA, 11/22	.455 (11-23) at Vanderbilt 1/7	FT Percentage	.267 (4-15), Winthrop, 12/13	.929 (13-14), vs. ECU, 12/20
54 vs. ECU, 12/20	30 at Vanderbilt, 1/7 30 at Hawaii, 11/29	Rebounds	19, Hampton, 12/16	42, Ohio State, 11/13
25 vs. UNCG, 11/15	6 vs. Arizona State, 11/27	Assists	3, Ohio State, 11/13	16, vs. CSUB, 11/28
25 vs. Winthrop, 12/13				
15 vs. UNCG, 11/15	3 vs. Hampton, 12/16	Steals	0, at Clemson, 11/18	13, at UCLA, 11/22 13, Ohio State, 11/13
16 vs. Winthrop, 12/13	0 at Vanderbilt, 1/7	Blocked Shots	0, at Clemson, 11/18	10, Ohio State, 11/13
21 vs. Arizona State, 11/27	5 vs. CSUB, 11/28	Turnovers	9, Hampton, 12/16 9, at UCLA, 11/22	21, UNCG, 11/15
21 at UCLA, 11/22	5 at Clemson, 11/18			
22 vs. Missouri, 1/10	11 vs. Arkansas, 1/3	Fouls	16, Winthrop, 12/13	34, Missouri, 1/10
22 at Hawaii, 11/29				

2015-16 Individual Superlatives

Category	South Carolina	Opponent
Points in Game	29 by Alaina Coates vs. Winthrop, 12/13	36 by Kelsey Mitchell, Ohio State, 11/13
Points in a Half	20 (2nd) by A'ja Wilson vs. Duke, 12/6	21 (2nd) by Kelsey Mitchell, Ohio State, 11/13
Points in a Quarter	15 (3rd) by Tina Roy vs. Arkansas, 1/3	13 (4th) by Kelsey Mitchell, Ohio State, 11/13
Field Goals Made	13 by Alaina Coates vs. Winthrop, 12/13	10 by Kelsey Mitchell, Ohio State, 11/13
Field Goal Attempts	19 by A'ja Wilson vs. Duke, 12/6	24 by Kelsey Mitchell, Ohio State, 11/13
FG Percentage	1.00 (3-3) by Alaina Coates vs. Missouri, 1/10 1.00 (3-3) by Tina Roy vs. Elon, 12/22 1.00 (3-3) by Shay Colley vs. CSU Bakersfield, 11/28	.750 (3-4) by Kendall Shaw, at Vanderbilt, 1/7
3-Point FG Made	7 by Tina Roy vs. Arkansas, 1/3	4 by Katie Hempen, vs. Arizona State, 11/27 4 by Ameryst Alston, Ohio State, 11/13 4 by Kelsey Mitchell, Ohio State, 11/13
3-Point FG Attempts	12 by Tina Roy vs. Arkansas, 1/3	9 by Kelsey Mitchell, Ohio State, 11/13
3-Point FG Percentage	1.00 (3-3) by Tina Roy vs. Elon, 12/22	.800 (4-5) by Ameryst Alston, Ohio State, 11/13
Free Throws Made	8 by Tiffany Mitchell vs. Missouri, 1/10 8 by A'ja Wilson vs. Duke, 12/6	12 by Kelsey Mitchell, Ohio State, 11/13
Free Throw Attempts	12 by Alaina Coates vs. Missouri, 1/10	13 by Kelsey Mitchell, Ohio State, 11/13
FT Percentage	1.00 (6-6) by Alaina Coates vs. Elon, 12/22 1.00 (6-6) by Tiffany Mitchell at UCLA, 11/22	1.00 (6-6) by Jada Payne, East Carolina, 12/20
Rebounds	16 by Alaina Coates vs. Winthrop, 12/13/15	15 by Shayla Cooper, Ohio State, 11/13
Assists	6 by Khadijah Sessions vs. Winthrop, 12/13 6 by Bianca Cuevas vs. CSU Bakersfield, 11/28 6 by Asia Dozier vs. UNCG, 11/15 6 by Tina Roy vs. UNCG, 11/15	8 by Shay Burnett, Elon, 12/22
Steals	5 by Bianca Cuevas vs. Missouri, 1/10	6 by Jordin Canada, at UCLA, 11/22
Blocked Shots	10 by Alaina Coates vs. Winthrop, 12/13	4 by Kaylah Lupoe, Hampton, 12/16
Turnovers	8 by Tiffany Mitchell vs. Ohio State, 11/13	8 by Shayla Cooper, Ohio State, 11/13

Gamecock Career Highs

Alaina Coates

Pts 29 vs. Winthrop, 12/13/15
FG 13 vs. Winthrop, 12/13/15
FGA 16 vs. Vanderbilt, 1/5/14
FG % 1.000 (7-7) vs. SC St., 12/22/13
FT 11 at San Diego St., 11/23/13
FTA 15 at San Diego St., 11/23/13
FT % 1.000 (10-10) vs. North Carolina, 3/27/15
Reb 17 vs. Kentucky, 1/9/14
Off Reb 7 vs. Kentucky, 1/9/14
Def Reb 13 vs. CSU Northridge, 3/23/14
Blk 10 vs. Winthrop, 12/13/15
Stl 3, 3x, last vs. UNCG, 11/15/15
Asst 3, 3x, last vs. Savannah State, 3/22/15
Min 32 at UCLA, 11/22/15

Bianca Cuevas

Pts 21 at Ole Miss, 2/1/15
FG 8 vs. CSUB, 11/28/15
FGA 14 at Georgia, 2/5/15
FG % .833 (5-6) at Hampton, 12/17/14
3FG 2, 5x, last vs. CSUB, 11/28/15
3FGA 6 vs. Clemson, 11/20/14
3FG % .667 (2-3) at Hampton, 12/17/14
FT 9 at Ole Miss, 2/1/15
FTA 11 at Ole Miss, 2/1/15
FT % 1.000 (5-5) vs. Syracuse, 3/22/15
Reb 4, 6x, last vs. Duke, 12/6/15
Off Reb 3 vs. Alabama, 1/29/15
Blk 2 vs. NC Central, 12/1/14
Stl 5 Missouri, 1/10/16
Asst 6 vs. CSUB, 11/28/15
Min 29 at Hawaii, 11/29/15

Asia Dozier

Pts 16, 2x, at San Diego St., 11/23/13
FG 6, 2x, last at Alabama, 1/8/15
FGA 13 at San Diego St., 11/23/13
FG % 1.00 (4-4) at Kentucky, 2/14/13
3FG 4, 2x, last vs. Syracuse, 3/22/15
3FGA 10 at San Diego St., 11/23/13
3FG % 1.000 (2-2), 3x, last vs. East Carolina, 12/20/15
FT 4, 3x, last vs. Florida State, 3/29/15
FTA 7 vs. Elon, 11/9/12
FT % 1.000 (4-4), 2x, last vs. Florida State, 3/29/15
Reb 10 vs. Elon, 11/9/12
Off Reb 4 vs. Elon, 11/9/12
Blk 3 at Kentucky, 3/1/15
Stl 2, 9x, last vs. Hampton, 12/16/15
Asst 6, 3x, last vs. UNCG, 11/15/15
Min 40 at Arkansas, 1/2/14

India Farmer

Pts 3, 2x, last vs. Alabama, 1/19/14
FGA 3 vs. NC Central, 12/2/13
3FGA 2 vs. NC Central, 12/2/13
FT 2 at Florida, 1/19/15
FTA 2, 2x, last, at Florida, 1/19/15
FT % 1.000 (2-2) at Florida, 1/19/15
Reb 3 vs. NC Central, 12/2/13
Blk 2 vs. UNCG, 11/15/15
Min 11 vs. NC Central, 12/2/13

Sarah Imovbioh

Pts 19 vs. Hampton, 12/16/15
FG 6 vs. Hampton, 12/16/15
FGA 8 vs. Hampton, 12/16/15
FG % 1.00 (3-3) vs. Winthrop, 12/13/15
FT 7 vs. Hampton, 12/16/15
FTA 9 vs. Hampton, 12/16/15
FT % .777 (7-9) vs. Hampton, 12/16/15
Reb 12 vs. East Carolina, 12/20/15
Off Reb 5, 2x, last vs. Hampton, 12/16/15
Def Reb 8 vs. East Carolina, 12/20/15
Stl 2, 2x, last at Clemson, 11/18/15
Asst 2, 2x, last vs. Missouri, 1/10/16
Min 24 vs. Hampton, 12/16/15

Tiffany Mitchell

Pts 25 vs. Georgia, 2/27/14
FG 8, 7x, last at Vanderbilt, 1/7/16
FGA 17 vs. Tennessee, 1/3/13
FG % .857 (6-7) vs. Savannah State, 12/14/14
3FG 6, 2x, last at Hampton, 12/17/14
3FGA 8, 2x, last at Hampton, 12/17/14
3FG % 1.000 (6-6) vs. San Diego State, 11/23/14
FT 13 vs. CSU Northridge, 3/23/14
FTA 17 vs. CSU Northridge, 3/23/14
FT % 1.000 (10-10) vs. Georgia, 2/27/14
Reb 11, 5x, last at Arkansas, 1/2/14
Off Reb 6 at Florida, 1/20/13
Blk 3 at Arkansas, 2/19/15
Stl 7 vs. NC Central, 12/1/14
Asst 9 at San Diego State, 11/23/13
Min 40, 2x, last vs. Florida State, 3/29/15

Tina Roy

Pts 21 vs. Arkansas, 1/3/16
FG 7 vs. Arkansas, 1/3/16
FGA 14 at UCLA, 11/22/15
FG % 1.000 (4-4) at Alabama, 1/8/15
3FG 7 vs. Arkansas, 1/3/16
3FGA 12 vs. Arkansas, 1/3/16
3FG % 1.000 (3-3), 2x, last vs. Elon, 12/22/15
FT 4 at Southern Cal, 11/25/13
FTA 4, 4x, last vs. Georgia, 2/27/14
FT % 1.000 (4-4) at Southern Cal, 11/25/13
Reb 8 at Mississippi State, 2/6/14
Off Reb 3, 2x, last vs. CSU Northridge, 3/23/14
Blk 2 vs. Mississippi State, 2/6/14
Stl 3 vs. Southern Cal, 11/15/14
Asst 10 vs. Savannah State, 12/14/14
Min 37 at UCLA, 11/22/15

Khadijah Sessions

Pts 19 vs. Auburn, 2/3/13
FG 6, 2x, last vs. Seton Hall, 11/17/13
FGA 15 at Missouri, 2/28/13
FG % .833 (5-6) vs. LSU, 2/12/15
3FG 3, 4x, last vs. LSU, 3/7/15
3FGA 6, 3x, last vs. Kentucky, 1/11/15
3FG % 1.00 (3-3) at Kentucky, 2/20/14
FT 8 vs. Auburn, 2/3/13
FTA 12 vs. Missouri, 2/2/14
FT % 1.00 (5-5) at Kentucky, 2/20/14
Reb 6 vs. Clemson, 11/20/14
Off Reb 3, 3x, last at Vanderbilt, 1/7/16
Stl 4, 13x, last vs. Duke, 12/6/15
Asst 8 vs. NC Central, 12/1/14
Min 37, 2x, last vs. Duke, 12/6/15

Jatarie White

Pts 14 vs. East Carolina, 12/20/15
FG 5, 2x, last vs. East Carolina, 12/20/15
FGA 12 vs. Clemson, 11/20/14
FG % .626 (5-8) vs. East Carolina, 12/20/15
FT 5 vs. Missouri, 1/10/16
FTA 6, 2x, last vs. Missouri, 1/10/16
FT % 1.000 (2-2), 2x, last vs. Hampton, 12/16/15
Reb 9 vs. Winthrop, 12/13/15
Off Reb 4 at Clemson, 11/18/15
Def Reb 8 vs. Winthrop, 12/13/15
Blk 4 vs. Winthrop, 12/13/15
Stl 2 vs. Syracuse, 3/22/15
Asst 2, 4x, last at Clemson, 11/18/15
Min 22 vs. San Diego St., 11/23/14

A'ja Wilson

Pts 28 vs. Duke, 12/6/15
FG 10, 2x, last vs. Duke, 12/6/15
FGA 19 vs. Duke, 12/6/15
FG % .800 (8-10) vs. Savannah State, 12/14/14
FT 11 vs. LSU, 2/12/15
FTA 15 vs. LSU, 2/12/15
FT % 1.00 (5-5) vs. Miss. St., 2/26/15
Reb 19 at Kentucky, 3/1/15
Off Reb 6, 2x, last vs. Duke, 12/6/15
Def Reb 14 at Kentucky, 3/1/15
Blk 6, 3x, last vs. Missouri, 1/10/16
Stl 3, 4x, last vs. Central Michigan, 12/20/14
Asst 4 vs. CSUB, 11/28/15
Min 33 at Kentucky, 3/1/15

The Last Time...

Individual

Scored 50 Points

South Carolina 51, Jocelyn Penn vs. Stetson, 1/4/03
Opponent Never

Scored 40 Points

South Carolina 51, Jocelyn Penn vs. Stetson, 1/4/03
Opponent 46, Cornelia Gayden, LSU, 1/14/95

Scored 30 Points

South Carolina 30, Ieasia Walker vs. Clemson, 11/18/10
Opponent 36, Kelsey Mitchell, Ohio State, 11/13/15

Grabbed 20 Rebounds

South Carolina 25, Kelsey Bone vs. Boston University, 12/28/09
Opponent 24, Courtney Paris, Oklahoma, 12/30/07

Grabbed 15 Rebounds

South Carolina 15, Alaina Coates vs. East Carolina, 12/20/15
Opponent 15, Shayla Cooper, Ohio State, 11/13/15

Two Players with 20 or More Points

South Carolina A'ja Wilson 26/Bianca Cuevas 20 vs. CSU Bakersfield, 11/28/15
Opponent Kelsey Mitchell 36/Ameryst Alston 23, Ohio State, 11/13/15

Two Players with 10 or More Rebounds

South Carolina Alaina Coates 12/A'ja Wilson 11 vs. Missouri, 1/10/16
Opponent Shela Boykin 12/Danielle Ballard 12, LSU, 2/12/15

Had 10 Assists

South Carolina 10, Tina Roy vs. Savannah State, 12/14/14
Opponent 11, Marneshia Richard, Mississippi State, 1/21/07

Had Five Steals

South Carolina 5, Bianca Cuevas vs. Missouri, 1/10/16
Opponent 6, Jordyn Canada, at UCLA, 11/22/15

Had Five Blocked Shots

South Carolina 10, Alaina Coates vs. Winthrop, 12/13/15
Opponent 5, Breanna Stewart, at UConn, 2/9/15

Had a Double-Double

South Carolina Alaina Coates (13 pts/12 rebs)/ A'ja Wilson (11 pts/11 rebs) vs. Missouri, 1/10/16
Opponent Marina Laramie (13 pts/10 rebs) vs. East Carolina, 12/20/15

Two Players had a Double-Double

South Carolina Alaina Coates (13 pts/12 rebs)/ A'ja Wilson (11 pts/11 rebs) vs. Missouri, 1/10/16
Opponent Sheila Boykin (12 pts/12 rebs)/Danielle Ballard (16 pts/12 rebs), LSU, 2/12/15

Three Players had a Double-Double

South Carolina Ashley Bruner (16 pts/12 rebs)/Aleighsa Welch (16 pts/ 11 rebs)/ Elem Ibiyam (12 pts/10 rebs) vs. Kansas, 3/25/13
Opponent Merlakia Jones (26 pts/10 rebs)/Takilya Davis (19 pts/13 rebs)/ DeLisha Milton (14 pts/15 rebs), at Florida, 2/20/94

Had a Triple-Double

South Carolina Alaina Coates (29 pts/16 rebs/10 blks) vs. Winthrop, 12/13/15
Opponent Never

Team

Scored 100 Points

South Carolina 102 at Alabama, 1/8/15
Opponent 103, Clemson, 11/21/03

Won by 30 or More Points

South Carolina 85-32 (53) vs. Arkansas, 1/3/16
Opponent 66-34 (32), Georgia, 3/4/11

Shot 65% or Better from the Field

South Carolina .652 (45-69) vs. East Tennessee State, 12/19/00
Opponent Never

Shot 60% or Better from the Field

South Carolina .612 (30-49) vs. Florida State, 3/29/15
Opponent .604 (29-48), Vanderbilt, 1/18/01

Shot 50% or Better from the Field

South Carolina .524 (33-63) vs. Arkansas, 1/3/16
Opponent .554 (31-56), at UConn, 2/9/15

No Players in Double-Figure Points

South Carolina at Auburn, 1/19/12
Opponent Arkansas, 1/3/16

Five Players in Double-Figure Points

South Carolina vs. Arkansas, 1/3/16
Opponent Arkansas, 2/14/10

More Than Five Players in Double-Figure Points

South Carolina 6 vs. Syracuse, 3/22/15
Opponent 6 at Georgia, 2/13/03

Faced AP Top-25 Opponent

Win 83-58 vs. No. 20 Missouri, 1/10/16
Loss 56-67 at No. 13 Kentucky, 3/1/15

Faced AP Top-10 Opponent

Win 88-80 vs. No. 6 Ohio State, 11/13/15
Loss 87-62 at No. 2 UConn, 2/9/15

Faced AP Top-5 Opponent

Win 62-46 vs. No. 5 Tennessee, 3/8/15
Loss 87-62 at No. 2 UConn, 2/9/15

Faced AP No. 1 Team

Win Never
Loss 49-53 vs. No. 1 Stanford, 12/19/12

Overtime Game

Win 58-55 vs. Drexel, 11/28/12
Loss 65-57 at Texas A&M, 1/16/14

Double-Overtime Game

Win 92-91 at Florida State, 2/4/91
Loss 92-94 at Clemson, 11/19/09

South Carolina Was Ranked (AP Poll)

No. 1 2/9/15
Top 10 No. 2, 1/11/16
Top 25 No. 2, 1/11/16

Staley Era Team Records

Italics indicates set in 2015-16

Scoring

Most	Points
1. vs. Savannah State, 12/14/14	111
2. at Alabama, 1/8/15	102
3. vs. Clemson, 11/20/14	99
vs. Ole Miss, 1/30/14	99
vs. Charleston Southern, 11/8/13	99

Fewest	Points
1. at Stanford, 11/26/10	32
2. vs. Georgia, 3/4/11	34
3. vs. Mississippi State, 3/5/09	39
4. at Georgia, 1/13/13	40
5. at Mississippi State, 2/26/09	41

Fewest Allowed	Points
1. vs. South Carolina State, 12/14/11	21
2. vs. Presbyterian, 11/27/11	24
3. vs. NC Central, 12/1/14	26
vs. SC State, 12/22/13	26
5. vs. NC Central, 12/2/13	27

Most Allowed	Points
1. at Clemson, 11/19/09	94
2. vs. North Carolina, 12/20/09	93
3. at Connecticut, 2/9/15	87
4. vs. Xavier, 11/12/10	84
5. at Tennessee, 2/17/11	82
at Florida, 2/22/09	82

Margin of Outcome

Victory	Score	Margin
1. vs. Charleston Southern, 11/8/13	99-29	+70
2. vs. NC Central, 12/1/14	90-26	+64
3. vs. Savannah State, 12/14/14	111-49	+62
4. vs. Clemson, 11/20/14	99-41	+58
5. vs. <i>Arkansas</i>	85-32	+53

Defeat	Score	Margin
1. at Stanford, 11/26/10	32-70	-38
2. vs. Georgia, 3/4/11	34-66	-32
3. vs. Stanford, 12/19/08	47-78	-31
4. at Penn State, 11/21/10	48-78	-30
5. vs. Connecticut, 12/28/08	48-77	-29

Field Goals

Made	FGM
1. vs. Charleston Southern, 11/8/13	39
2. vs. Savannah State, 12/14/14	38
vs. Clemson, 11/20/14	38
4. at Alabama, 1/8/15	37
vs. Central Michigan, 12/20/14	37

Attempts	FGA
1. vs. Penn State, 11/20/11	76
2. at Clemson, 11/19/09	74
3. vs. Tennessee, 1/20/11	73
4. vs. Central Michigan, 12/20/14	72
vs. Clemson, 11/20/14	72
vs. Kansas, 3/25/13	72

Highest Percentage (Min. 40 FGA)	FGM-A	Pct
1. vs. Savannah State, 3/20/15	34-53	.642
2. at Alabama, 1/8/15	37-58	.638
3. vs. Florida State, 3/29/15	30-49	.612
4. vs. Charleston Southern, 11/8/13	39-64	.609
5. vs. Ole Miss, 1/30/14	31-51	.608

Lowest Percentage (Min. 40 FGA)	FGM-A	Pct
1. at Stanford, 11/26/10	12-55	.218
2. vs. Georgia, 3/4/11	12-52	.231
3. at Florida, 1/20/13	15-64	.234
4. at Kentucky, 2/5/09	13-55	.236
5. at Georgia, 1/2/11	13-54	.241

Lowest Percentage Allowed	FGM-A	Pct
1. vs. South Carolina State, 12/14/11	6-48	.125
2. vs. NC Central, 12/2/13	8-50	.160
3. vs. Charleston Southern, 11/8/13	10-54	.185
4. vs. Arkansas, 3/6/15	11-57	.193
vs. Hampton, 11/22/12	11-57	.193

Highest Percentage Allowed	FGM-A	Pct
1. vs. Connecticut, 12/28/08	35-62	.565
vs. Florida, 1/9/11	26-46	.565
3. vs. Xavier, 11/12/10	34-61	.557
4. at Connecticut, 2/9/15	31-56	.554
5. at Kentucky, 1/13/11	30-55	.545

3-Point Field Goals

Made	3FGM
1. vs. <i>Arkansas</i> , 1/3/16	11
at Alabama, 1/8/15	11
3. at <i>Vanderbilt</i> , 1/7/16	10
4. vs. <i>Winthrop</i> , 12/13/15	9
10 other times	9

Attempts	3FGA
1. vs. Penn State, 11/20/11	29
2. vs. College of Charleston, 11/14/13	28
vs. North Carolina, 12/19/10	28
4. vs. Syracuse, 11/28/14	26
5. at <i>Clemson</i> , 11/18/15	25
vs. Savannah State, 11/15/12	25
at Ole Miss, 1/16/11	25

Percentage (Min. 5 3FGA)	3FGM-A	Pct
1. vs. Oregon State, 3/25/14	4-6	.667
vs. Ole Miss, 1/30/14	4-6	.667
vs. Savannah State, 12/28/13	4-6	.667
vs. Western Carolina, 12/29/12	6-9	.667
at Alabama, 1/10/10	8-12	.667
vs. Charlotte, 12/21/08	8-12	.667

Free Throws

Made	FTM
1. vs. Savannah State, 12/14/14	34
vs. Oregon State, 3/25/14	34
3. vs. <i>Missouri</i> , 1/10/16	32
vs. Ole Miss, 1/30/14	32
at Mississippi State, 1/6/13	32

Attempts	FTA
1. at Mississippi State, 1/6/13	50
2. vs. Savannah State, 12/28/13	48
3. vs. Savannah State, 12/14/14	47
4. vs. Missouri, 2/2/14	46
5. vs. Seton Hall, 11/17/13	44
vs. SC State, 12/21/12	44

Percentage (Min. 10 FTA)	FTM-A	Pct
1. vs. Alabama, 1/19/14	10-11	.909
2. vs. Auburn, 1/2/09	23-26	.885
3. at <i>UCLA</i> , 11/22/15	14-16	.875
vs. San Diego State, 11/28/09	14-16	.875
5. at Mississippi State, 2/6/14	20-23	.870

Rebounding

Total	Rebs
1. vs. College of Charleston, 11/14/13	62
2. at Florida, 1/20/13	59
3. vs. Hampton, 11/22/12	57
4. vs. Savannah State, 12/14/14	56
5. vs. Kentucky, 1/11/15	55

Margin	Rebs	Margin
1. vs. Savannah State, 12/14/14	56-21	+35
2. vs. <i>Hampton</i> , 12/16/15	52-19	+33
3. at Alabama, 2/7/13	53-24	+29
4. vs. Hampton, 12/17/14	48-21	+27
5. vs. SC State, 12/22/13	47-21	+26
vs. Florida Gulf Coast, 11/23/12	46-20	+26

Assists

Game	Assists
1. vs. NC Central, 12/11/14	26
2. vs. <i>Winthrop</i> , 12/13/15	25
vs. <i>UNCG</i> , 11/15/15	25
vs. San Diego State, 11/23/14	25
vs. Clemson, 11/20/14	25
vs. Alabama, 1/19/14	25
vs. Charleston Southern, 11/8/13	25

Steals

Game	Steals
1. vs. NC Central, 12/11/14	21
vs. Furman, 12/11/11	21
3. vs. San Diego State, 11/23/14	18
4. vs. Charleston Southern, 11/8/13	17
5. vs. NC State, 12/12/10	16
vs. USC Upstate, 12/16/08	16

Blocked Shots

Game	Blocks
1. vs. <i>Winthrop</i> , 12/13/15	16
2. vs. Arkansas, 3/6/15	15
3. at Mississippi State, 2/6/14	14
vs. Kentucky, 1/9/14	14
5. at Kentucky, 3/1/15	12
vs. Charleston Southern, 11/14/13	12

Turnovers

Fewest	TOs
1. at Tennessee, 2/2/12	4
2. vs. <i>CSU Bakersfield</i> , 11/28/15	5
at <i>Clemson</i> , 11/18/15	5
vs. Tennessee, 2/23/15	5
vs. Syracuse, 11/28/14	5
at Missouri, 2/28/13	5
vs. Georgia, 3/2/12	5
vs. Ole Miss, 3/3/11	5

Most	TOs
1. at Wake Forest, 12/3/08	32
2. vs. Hampton, 11/22/12	29
vs. Kentucky, 1/15/12	29
4. at Kentucky, 1/13/11	28
5. vs. Jacksonville, 12/30/08	26



Official Basketball Box Score - Game Totals - Final Statistics
#6/10 Ohio State vs South Carolina
 11/13/15 7 p.m. at Columbia, S.C./Colonial Life Arena



#6/10 Ohio State 80 • 0-1

#	Player	Total			3-Ptr			Rebounds			PF	TP	A	TO	Blk	Stl	Min
		FG	FGA	FT	FTA	Off	Def	Tot									
22	Alexa Hart	f	1-5	0-0	0-0	4	1	5	3	2	0	0	2	0	0	19	
32	Shayla Cooper	f	2-17	0-4	0-0	3	12	15	5	4	1	8	0	2	33		
03	Kelsey Mitchell	g	10-24	4-9	12-13	0	2	2	4	36	1	3	3	0	38		
13	Cait Craft	g	1-3	0-1	3-4	1	0	1	3	5	0	2	1	5	31		
14	Amethyst Alston	g	8-19	4-5	3-3	0	3	3	2	23	0	1	1	1	38		
12	Kianna Holland	g	2-4	1-3	0-0	0	0	0	3	5	0	0	0	0	8		
20	Asia Doss	g	1-2	1-1	0-0	0	0	0	1	3	1	1	0	1	5		
21	Lisa Blair	g	1-3	0-0	0-0	5	3	8	4	2	0	2	2	1	12		
24	Makayla Waterman	g	0-3	0-0	0-0	2	1	3	3	0	0	1	1	2	13		
34	Theresa Ekhelar	g	0-0	0-0	0-0	0	0	0	1	0	0	0	0	0	3		
	Team					3	2	5									
	Totals		26-80	10-23	18-20	18	24	42	29	80	3	18	10	13	200		

1st	FG %: 8-21	38.1%	2nd	8-18	44.4%	3rd	6-23	26.1%	4th	4-18	22.2%	Game	26-80	32.5%	Rebounds	1,1	
	3FG %:	5-8	62.5%		2-3	66.7%		1-7	14.3%		2-5	40.0%		10-23	43.5%		
	FT %:	5-5	100.0%		3-3	100.0%		2-2	100.0%		8-10	80.0%		18-20	90.0%		

South Carolina 88 • 1-0

#	Player	Total			3-Ptr			Rebounds			PF	TP	A	TO	Blk	Stl	Min
		FG	FGA	FT	FTA	Off	Def	Tot									
22	WILSON, A'ja	f	8-18	0-0	4-4	5	9	14	0	20	0	0	2	0	21		
24	IMOVBIQH, Sarah	f	4-5	0-0	0-2	3	7	10	3	8	0	1	0	0	16		
05	SESSIONS, Khadijah	g	3-8	0-0	6-8	0	3	3	4	12	3	3	0	4	36		
23	ROY, Tina	g	1-6	1-6	0-0	0	1	1	2	3	1	1	0	0	23		
25	MITCHELL, Tiffany	g	6-12	2-4	1-2	1	2	3	4	15	3	8	1	4	32		
00	COLLEY, Shay	g	0-0	0-0	0-0	0	0	0	3	0	1	0	0	0	6		
01	CUEVAS, Bianca	g	1-5	0-1	3-4	0	0	0	2	5	1	1	0	0	8		
03	DUCKETT, Kaydra	g	0-1	0-0	0-0	0	0	0	1	0	0	0	0	0	3		
31	DOZIER, Asia	g	1-2	0-0	2-2	0	0	0	0	4	1	2	0	0	12		
40	WHITE, Jatarie	g	1-3	0-0	2-3	1	2	3	0	4	2	0	0	0	15		
41	COATES, Alaina	g	6-9	0-0	5-10	4	9	13	1	17	0	3	3	1	28		
	Team					2	2	4									
	Totals		31-69	3-11	23-35	16	35	51	20	88	11	20	6	9	200		

1st	FG %: 9-19	47.4%	2nd	4-12	33.3%	3rd	6-17	35.3%	4th	12-21	57.1%	Game	31-69	44.9%	Rebounds	9,2	
	3FG %:	1-3	33.3%		0-2	0.0%		2-4	50.0%		3-11	27.3%		16-35	45.7%		
	FT %:	11-14	78.6%		7-12	58.3%		5-7	71.4%		0-2	0.0%		23-35	65.7%		

Officials: Beverly Roberts, Mark Zentz, Kevin Pethel
 Technical fouls: #6/10 Ohio State-None. South Carolina-None.
 Attendance: 16815

Score by periods	1st	2nd	3rd	4th	Total
#6/10 Ohio State	26	21	15	18	80
South Carolina	30	15	19	24	88

Last FG - OSU 4th-02:35, SC 4th-00:08.
 Largest lead - OSU by 6 3rd-08:26, SC by 15 1st-03:56.
 OSU led for 08:14. SC led for 28:41. Game was tied for 03:05.
 Score tied - 6 times.
 Lead changed - 6 times.



Official Basketball Box Score - Game Totals - Final Statistics
UNCG vs South Carolina
 11/15/15 3 p.m. at Columbia, S.C./Colonial Life Arena



UNCG 44 • 1-1

#	Player	Total			3-Ptr			Rebounds			PF	TP	A	TO	Blk	Stl	Min
		FG	FGA	FT	FTA	Off	Def	Tot									
15	Jade Scaife	f	2-5	0-0	0-1	0	2	2	3	4	0	2	1	1	26		
22	India Timpton	f	0-6	0-0	0-0	4	2	6	4	0	0	5	0	1	27		
44	Mariah Wilson	c	1-3	0-0	0-1	2	3	5	3	2	0	1	1	2	21		
03	Jazmine Missouri	g	2-5	1-2	2-2	1	1	2	0	7	1	3	0	0	21		
12	Lucy Mason	g	7-20	1-5	5-6	0	2	2	2	20	1	3	0	2	40		
00	Ashley Bearden	g	0-0	0-0	0-0	0	0	0	0	1	0	0	0	0	6		
01	Keli Foster	g	0-1	0-0	0-0	0	1	1	1	0	0	2	0	0	6		
10	Gena Penick	g	0-1	0-0	0-0	1	0	1	4	0	0	1	0	0	3		
14	Bailey Williams	g	0-1	0-1	1-2	0	0	0	1	1	2	3	0	0	10		
21	Medena Bartley	g	0-0	0-0	0-0	0	0	0	0	0	0	0	0	0	4		
23	Jayda Luckie	g	1-3	0-0	0-0	1	0	1	1	2	0	0	0	0	6		
25	Shanese Harris	g	3-17	1-5	1-2	3	3	6	1	8	0	1	0	0	30		
	Team					3	7	10									
	Totals		16-62	3-13	9-14	15	21	36	21	44	4	21	2	6	200		

1st	FG %: 5-12	41.7%	2nd	4-14	28.6%	3rd	3-17	17.6%	4th	4-19	21.1%	Game	16-62	25.8%	Rebounds	4,2	
	3FG %:	2-3	66.7%		0-2	0.0%		1-4	25.0%		0-4	0.0%		3-13	23.1%		
	FT %:	4-4	100.0%		1-3	33.3%		2-4	50.0%		2-3	66.7%		9-14	64.3%		

South Carolina 92 • 2-0

#	Player	Total			3-Ptr			Rebounds			PF	TP	A	TO	Blk	Stl	Min
		FG	FGA	FT	FTA	Off	Def	Tot									
22	WILSON, A'ja	f	9-14	0-0	1-2	6	4	10	0	19	1	2	6	2	17		
41	COATES, Alaina	c	6-7	0-0	0-3	2	5	7	2	12	0	0	0	3	13		
05	SESSIONS, Khadijah	g	1-2	0-0	0-0	0	1	1	2	2	4	0	0	2	18		
23	ROY, Tina	g	3-8	3-8	0-0	0	0	0	0	9	6	0	0	0	19		
25	MITCHELL, Tiffany	g	3-11	2-7	2-2	0	2	2	2	10	5	1	0	2	23		
00	COLLEY, Shay	g	3-5	1-1	0-0	1	1	2	2	7	1	2	0	1	16		
01	CUEVAS, Bianca	g	2-4	1-3	6-8	0	2	1	1	11	1	3	0	2	19		
03	DUCKETT, Kaydra	g	0-0	0-0	0-0	0	1	1	1	0	0	1	1	1	10		
24	IMOVBIQH, Sarah	g	5-7	0-0	4-6	5	6	11	3	14	0	0	0	2	21		
31	DOZIER, Asia	g	1-4	1-4	0-0	0	2	2	2	3	6	0	0	0	26		
40	WHITE, Jatarie	g	2-4	0-0	1-2	0	3	3	0	5	1	0	1	0	13		
44	FARMER, India	g	0-1	0-1	0-0	0	1	1	0	0	0	0	2	0	5		
	Team					1	4	5									
	Totals		35-67	8-24	14-23	15	32	47	15	92	25	10	15	20	200		

1st	FG %: 11-18	61.1%	2nd	9-19	47.4%	3rd	12-19	63.2%	4th	3-11	27.3%	Game	35-67	52.3%	Rebounds	3	
	3FG %:	4-7	57.1%		1-3	33.3%		3-8	37.5%		0-6	0.0%		8-24	33.3%		
	FT %:	1-3	33.3%		7-11	63.6%		0-1	0.0%		6-8	75.0%		14-23	60.9%		

Officials: Scott Yarbrough, Troy Winders, Nick Marshall
 Technical fouls: UNCG-None. South Carolina-None.
 Attendance: 13607

Score by periods	1st	2nd	3rd	4th	Total
UNCG	16	9	9	10	44
South Carolina	27	26	27	12	92

Last FG - UNCG 4th-00:55, SC 4th-02:39.
 Largest lead - UNCG None, SC by 51 4th-03:32.
 UNCG led for 00:00. SC led for 39:22. Game was tied for 00:34.
 Score tied - 1 time.
 Lead changed - 0 times.



Official Basketball Box Score - Game Totals - Final Statistics
South Carolina vs Clemson
 11/18/15 7:00 PM at Clemson, S.C.



South Carolina 67 • 3-0

#	Player	Total			3-Ptr			Rebounds			PF	TP	A	TO	Blk	Stl	Min
		FG	FGA	FT	FTA	Off	Def	Tot									
22	WILSON, A'ja	f	3-10	0-0	1-4	1	4	5	3	7	0	0	3	0	21		
41	COATES, Alaina	c	4-7	0-0	2-4	5	1	6	3	10	1	2	2	1	22		
05	SESSIONS, Khadijah	g	0-1	0-1	0-0	0	2	2	2	0	5	1	0	1	19		
23	ROY, Tina	g	1-6	1-6	0-0	0	1	1	1	3	1	0	0	1	22		
25	MITCHELL, Tiffany	g	6-12	4-7	2-4	3	2	5	1	18	0	1	0	4	25		
00	COLLEY, Shay	g	0-3	0-1	5-6	2	1	3	0	5	2	0	0	1	16		
01	CUEVAS, Bianca	g	2-7	0-3	0-0	0	1	1	1	4	2	0	0	2	17		
24	IMOVBIQH, Sarah	g	3-4	0-0	3-8	4	2	6	1	9	0	0	0	2	19		
31	DOZIER, Asia	g	3-9	2-7	0-0	0	1	1	0	8	0	1	0	0	21		
40	WHITE, Jatarie	g	1-4	0-0	1-2	4	2	6	3	2	0	1	0	0	18		
	Team					3	2	5									
	Totals		23-63	7-25	14-28	22	19	41	15	67	13	5	6	12	200		

1st	FG %: 6-20	30.0%	2nd	4-12	33.3%	3rd	9-12	75.0%	4th	4-19	21.1%	Game	23-63	36.5%	Rebounds	7
	3FG %:	3-6	50.0%		1-7	14.3%		3-5	60.0%		0-7	0.0%				



Official Basketball Box Score - Game Totals - Final Statistics
#16/18 Arizona State vs South Carolina
 11/27/15 2:30pm HT at Honolulu, Oahu



#16/18 Arizona State 58 • 1-2

#	Player	Total		3-Ptr		Rebounds			PF	TP	A	TO	Blk	Stl	Min
		FG-FGA	FT-FTA	FG-FGA	FT-FTA	Off	Def	Tot							
21	Brunner, Sophie	f	1-6	0-0	4-6	3	7	10	1	6	2	6	0	3	29
22	Moos, Kelsey	f	2-5	0-0	1-2	2	0	2	1	5	0	1	0	0	18
22	Domstauder, Quinn	c	2-5	0-0	1-2	5	2	7	1	5	0	4	1	2	26
00	Hempen, Katie	g	4-10	4-7	0-0	1	4	5	2	12	2	3	0	3	29
23	Davis, Elisha	g	4-12	2-6	0-0	0	0	0	3	10	5	0	0	1	26
01	Hawkins, Arnecia	g	3-10	0-1	1-2	1	1	2	2	7	0	0	0	1	21
03	Haines, Sabrina	g	2-2	2-2	0-0	2	1	3	0	6	0	1	0	0	11
11	Amukumara, Peace	g	2-4	0-1	1-2	0	4	4	4	5	1	3	0	0	17
33	Johnson-Chapman, Cha	g	0-0	0-0	0-0	0	0	0	0	0	0	0	0	0	1
42	Ibis, Kianna	g	0-2	0-1	0-0	0	0	0	0	0	0	0	0	0	4
43	Normen, Eliza	g	1-5	0-2	0-0	0	2	2	1	2	0	1	0	1	18
	Team					2	2	4							
	Totals		21-61	8-20	8-14	16	23	39	15	58	10	19	1	11	200

1st-FG %:	7-16	43.8%	2nd:	5-15	33.3%	3rd:	3-13	23.1%	4th:	6-17	35.3%	Game:	21-61	34.4%	Deadball		
3FG %:	2-6	33.3%	2-5	40.0%	2-5	40.0%	2-4	50.0%	8-20	40.0%	Rebounds			2			
FT %:	1-2	50.0%	4-8	50.0%	1-2	50.0%	2-2	100.0%	8-14	57.1%							

South Carolina 60 • 5-0

#	Player	Total		3-Ptr		Rebounds			PF	TP	A	TO	Blk	Stl	Min
		FG-FGA	FT-FTA	FG-FGA	FT-FTA	Off	Def	Tot							
22	WILSON, A'ja	f	8-11	0-0	2-2	2	9	11	2	18	1	6	1	2	28
41	COATES, Alaina	c	3-6	0-0	0-1	3	4	7	2	6	1	2	1	1	23
05	SESSIONS, Khadijah	g	2-7	0-2	2-2	3	0	3	1	6	0	1	0	2	30
23	ROY, Tina	g	1-7	1-3	0-0	0	2	2	0	3	3	2	1	0	22
25	MITCHELL, Tiffany	g	2-7	0-3	2-2	0	1	1	2	6	1	2	0	2	36
00	COLLEY, Shay	g	0-2	0-1	0-0	0	1	1	1	0	0	1	0	0	10
01	CUEVAS, Bianca	g	7-13	0-2	4-7	0	2	2	2	18	0	2	0	2	18
24	IMOVBIQH, Sarah	g	0-1	0-0	1-2	3	5	8	3	1	0	2	0	0	16
31	DOZIER, Asia	g	1-2	0-0	0-0	0	1	1	0	2	0	1	0	1	5
40	WHITE, Jatarie	g	0-2	0-0	0-0	1	1	2	3	0	0	1	0	0	12
	Team					2	2	4							
	Totals		24-58	1-11	11-16	14	28	42	16	60	6	21	3	10	200

1st-FG %:	5-17	29.4%	2nd:	7-13	53.8%	3rd:	7-12	58.3%	4th:	5-16	31.3%	Game:	24-58	41.4%	Deadball		
3FG %:	0-1	0.0%	0-3	0.0%	0-2	0.0%	1-5	20.0%	1-11	9.1%	Rebounds			2			
FT %:	4-4	100.0%	2-5	40.0%	1-2	50.0%	4-5	80.0%	11-16	68.8%							

Officials: Skelly Wingard, Victor Dunomes, Ethan Kahoano
 Technical fouls: #16/18 Arizona State-None. South Carolina-None.
 Attendance: 2020

Score by periods	1st	2nd	3rd	4th	Total
#16/18 Arizona State	17	16	9	16	58
South Carolina	14	16	15	15	60

Points	ASU	16	SC	42	In	Paint	12	Off	20	2nd	9	Fast	0	Bench	20
Chance		16		18	Break		8		2						21

Last FG - ASU 4th-01:20, SC 4th-00:56.
 Largest lead - ASU by 7 2nd-08:59, SC by 7 4th-07:08.
 ASU led for 15:11. SC led for 13:08. Game was tied for 11:17.
 Score tied - 10 times.
 Lead changed - 11 times.



Official Basketball Box Score - Game Totals - Final Statistics
South Carolina vs CSU Bakersfield
 11/28/15 1:30 p.m. at Honolulu, HI (Stan Sheriff Center)



South Carolina 90 • 6-0

#	Player	Total		3-Ptr		Rebounds			PF	TP	A	TO	Blk	Stl	Min
		FG-FGA	FT-FTA	FG-FGA	FT-FTA	Off	Def	Tot							
22	WILSON, A'ja	f	10-14	0-0	6-9	2	6	8	2	26	4	0	4	0	31
41	COATES, Alaina	c	3-10	0-0	0-2	1	3	4	1	6	0	1	0	0	22
05	SESSIONS, Khadijah	g	3-4	0-0	2-3	1	0	1	1	8	1	0	0	2	26
23	ROY, Tina	g	1-4	1-4	0-0	1	4	5	0	3	3	0	0	0	21
25	MITCHELL, Tiffany	g	3-9	0-2	7-8	0	1	1	0	13	1	1	0	0	32
00	COLLEY, Shay	g	3-3	0-0	0-0	0	2	2	4	6	2	1	0	0	13
01	CUEVAS, Bianca	g	8-12	2-5	2-2	1	3	4	1	20	6	2	0	3	26
24	IMOVBIQH, Sarah	g	3-5	0-0	0-5	3	2	5	2	6	0	0	0	0	15
31	DOZIER, Asia	g	0-1	0-1	0-0	0	0	0	0	0	0	0	0	0	3
40	WHITE, Jatarie	g	1-2	0-0	0-2	1	4	5	1	2	1	0	1	0	11
	Team					1	3	4							
	Totals		35-64	3-12	17-31	11	28	39	12	90	18	5	5	5	200

1st-FG %:	10-19	52.6%	2nd:	7-14	50.0%	3rd:	9-18	50.0%	4th:	9-13	69.2%	Game:	35-64	54.7%	Deadball		
3FG %:	0-5	0.0%	0-0	0.0%	1-3	33.3%	2-4	50.0%	3-12	25.0%	Rebounds			6			
FT %:	7-8	87.5%	4-12	33.3%	0-3	0.0%	6-8	75.0%	17-31	54.8%							

CSU Bakersfield 71 • 1-4

#	Player	Total		3-Ptr		Rebounds			PF	TP	A	TO	Blk	Stl	Min
		FG-FGA	FT-FTA	FG-FGA	FT-FTA	Off	Def	Tot							
01	Shannon, Alyssa	*	3-7	1-1	4-4	0	0	0	4	11	5	2	0	0	35
10	Kleist, Keri	*	0-2	0-0	0-0	1	1	2	2	0	0	0	0	0	8
12	Gilbert, Alexus	*	3-7	0-0	1-1	0	1	1	2	7	1	2	0	0	23
15	Williams, Erika	*	3-9	1-3	3-4	0	5	5	5	10	4	1	0	1	33
21	Zempare, Bataba	*	7-11	1-1	4-4	2	6	8	3	19	1	1	0	1	34
00	Fears, Jerice	*	0-0	0-0	0-0	0	2	2	2	0	0	0	0	0	6
02	Sims, Brittany	*	3-5	1-1	1-2	0	1	1	4	8	0	0	0	0	15
04	Torres-Rodriguez, He	*	0-0	0-0	0-0	0	0	0	0	0	0	0	0	0	1
11	Walters, Addi	*	2-6	2-6	0-0	1	0	1	1	6	2	3	0	0	26
13	Vines, Dajj	*	4-9	2-6	0-0	1	4	5	4	10	3	1	0	0	17
23	Carter, Tylinn	*	0-2	0-0	0-0	0	2	2	0	0	0	1	0	0	2
	Team					1	2	3							
	Totals		25-58	8-18	13-15	6	24	30	27	71	16	11	0	2	200

1st-FG %:	5-16	31.3%	2nd:	8-15	53.3%	3rd:	7-16	43.8%	4th:	5-11	45.5%	Game:	25-58	43.1%	Deadball		
3FG %:	2-4	50.0%	2-7	28.6%	2-3	66.7%	2-3	66.7%	8-18	44.4%	Rebounds			1,2			
FT %:	4-4	100.0%	5-5	100.0%	4-6	66.7%	2-2	100.0%	13-15	86.7%							

Officials: Jen Zylstra, Victor Dunomes, Tim Tamashiro
 Technical fouls: South Carolina-None. CSU Bakersfield-None.
 Attendance: 2152

Score by periods	1st	2nd	3rd	4th	Total
South Carolina	27	18	19	26	90
CSU Bakersfield	14	23	20	14	71

Points	SC	48	CSUB	20	In	Paint	16	Off	16	2nd	7	Fast	2	Bench	34
Chance		16		7	Break		9		6						24

Last FG - SC 4th-00:02, CSUB 4th-03:03.
 Largest lead - SC by 19 4th-01:01, CSUB None.
 SC led for 39:49. CSUB led for 00:00. Game was tied for 00:11.
 Score tied - 0 times.
 Lead changed - 0 times.



Official Basketball Box Score - Game Totals - Final Statistics
South Carolina vs Hawaii
 11/29/15 5:00 pm HT at Stan Sheriff Center



South Carolina 67 • 7-0, 0-0 SEC

#	Player	Total		3-Ptr		Rebounds			PF	TP	A	TO	Blk	Stl	Min
		FG-FGA	FT-FTA	FG-FGA	FT-FTA	Off	Def	Tot							
22	WILSON, A'ja	f	8-15	0-0	2-2	2	3	5	18	0	1	2	0	27	
41	COATES, Alaina	c	1-3	0-0	1-2	0	1	1	4	3	0	2	3	0	20
05	SESSIONS, Khadijah	g	4-5	1-2	2-2	1	3	4	4	11	4	1	0	4	21
23	ROY, Tina	g	0-1	0-1	0-0	0	0	0	0	2	0	0	1	0	9
25	MITCHELL, Tiffany	g	5-10	2-5	2-2	1	1	2	2	14	2	3	0	0	29
00	COLLEY, Shay	g	1-3	0-1	0-2	1	2	3	1	2	0	1	0	1	12
01	CUEVAS, Bianca	g	5-12	1-3	2-4	1	3	4	1	13	0	2	0	2	29
03	DUCKETT, Kaydra	g	0-0	0-0	0-0	0	0	0	0	0	0	0	0	0	1
24	IMOVBIQH, Sarah	g	1-2	0-0	1-1	1	3	4	0	3	0	1	0	0	13
31	DOZIER, Asia	g	0-2	0-2	3-4	0	0	0	1	3	3	1	0	1	25
40	WHITE, Jatarie	g	0-2	0-0	0-0	0	2	2	4	0	1	1	0	0	14
	Team					2	3	5							
	Totals		25-55	4-14	13-1										



Official Basketball Box Score - Game Totals - Final Statistics
Winthrop vs #2/2 South Carolina
 12/13/15 2 p.m. at Columbia, S.C./Colonial Life Arena



Winthrop 37 • 2-7

#	Player	Total		3-Ptr		Rebounds			PF	TP	A	TO	Blk	Stl	Min
		FG	FGA	FG	FGA	Off	Def	Tot							
14	WHITAKER, Arianne	f	3-13	0-0	1-4	5	3	8	3	7	0	1	4	3	38
44	MBAMALU, Ezinne	f	3-11	0-0	1-4	4	3	7	3	7	0	2	0	1	30
01	KILPATRICK, Aliyah	g	1-11	0-2	0-0	2	3	5	4	2	1	2	0	1	36
02	BANKS, Jimecha	g	2-5	0-3	0-1	1	0	1	2	4	4	5	0	1	27
33	WILLIAMS, Erica	g	4-18	1-3	1-4	1	3	4	2	10	3	2	0	2	37
05	JACKSON, Nuba	g	3-6	0-1	1-2	0	2	2	2	7	1	2	0	1	26
15	JACKSON, Naima	g	0-0	0-0	0-0	0	0	0	0	0	0	0	0	0	6
Team						4	1	5							
Totals			16-64	1-9	4-15	17	15	32	16	37	9	14	4	9	200

1st - FG %: 3-20 15.0% 2nd: 3-9 33.3% 3rd: 6-18 33.3% 4th: 4-17 23.5% Game: 16-64 25.0% Deadball Rebounds 6,1
 3FG %: 0-4 0.0% 0-1 0.0% 0-2 0.0% 1-2 50.0% 1-9 11.1%
 FT %: 1-2 50.0% 0-0 0.0% 2-7 28.6% 1-6 16.7% 4-15 26.7%

#2/2 South Carolina 86 • 9-0

#	Player	Total		3-Ptr		Rebounds			PF	TP	A	TO	Blk	Stl	Min
		FG	FGA	FG	FGA	Off	Def	Tot							
24	IMOVBIQH, Sarah	f	3-3	0-0	1-1	1	3	4	0	7	1	1	1	0	22
41	COATES, Alaina	c	13-15	0-0	3-5	6	10	16	4	29	0	1	10	1	30
05	SESSIONS, Khadijah	g	2-3	0-1	0-0	0	1	1	2	4	6	1	0	1	15
23	ROY, Tina	g	1-6	1-6	0-0	0	0	0	0	3	3	0	0	0	11
25	MITCHELL, Tiffany	g	4-8	3-6	1-2	1	4	5	0	12	3	4	0	1	22
00	COLLEY, Shay	g	1-4	1-3	0-0	1	3	4	1	3	4	2	1	3	24
01	CUEVAS, Bianca	g	4-11	1-2	4-4	0	2	2	2	13	1	2	0	1	22
03	DUCKETT, Kaydra	g	1-4	0-1	0-0	0	2	2	1	2	3	0	0	1	15
31	DOZIER, Asia	g	3-4	3-4	0-0	0	2	2	0	9	3	2	0	1	18
40	WHITE, Jatarie	g	2-2	0-0	0-0	1	8	9	3	4	1	0	4	1	18
44	FARMER, India	g	0-2	0-1	0-0	1	0	1	0	0	0	0	0	0	3
Team						1	1	2							
Totals			34-62	9-24	9-12	12	36	48	13	86	25	13	16	10	200

1st - FG %: 10-14 71.4% 2nd: 8-14 57.1% 3rd: 7-18 38.9% 4th: 9-16 56.3% Game: 34-62 54.8% Deadball Rebounds 3
 3FG %: 4-7 57.1% 1-5 20.0% 3-9 33.3% 1-3 33.3% 9-24 37.5%
 FT %: 2-3 66.7% 3-4 75.0% 3-4 75.0% 0-1 0.0% 9-12 75.0%

Officials: Dee Kantner, Laura Morris, Chaney Muench
 Technical fouls: Winthrop-None. #2/2 South Carolina-None.
 Attendance: 13409

Score by periods	1st	2nd	3rd	4th	Total
Winthrop	7	6	14	10	37
#2/2 South Carolina	26	21	20	19	86

Points	In	Off	2nd	Fast	Bench
WU	Paint	T/O	Chance	Break	
SC	50	20	14	19	31

Last FG - WU 4th-00:47, SC 4th-00:56.
 Largest lead - WU None, SC by 52 4th-03:11.
 WU led for 00:00. SC led for 38:49. Game was tied for 01:11.

Score tied - 1 time.
 Lead changed - 0 times.



Official Basketball Box Score - Game Totals - Final Statistics
Hampton vs #2/2 South Carolina
 12/16/15 7 p.m. at Columbia, S.C./Colonial Life Arena



Hampton 48 • 1-8

#	Player	Total		3-Ptr		Rebounds			PF	TP	A	TO	Blk	Stl	Min
		FG	FGA	FG	FGA	Off	Def	Tot							
31	LUPOE, Kaylah	f	3-6	0-0	1-1	2	6	8	5	7	1	1	4	1	27
00	TATE-DeFRETAS, Malia	g	5-15	1-3	3-5	0	2	2	1	14	5	2	0	3	39
03	GILBEAUX, Georgianna	g	0-1	0-0	0-0	0	0	0	0	0	0	0	0	0	15
15	JORDAN, Ryan	g	4-12	1-3	0-0	1	3	4	5	9	1	3	1	2	24
33	GREEN, Chanel	g	1-7	1-2	0-0	0	0	0	3	3	3	3	0	3	39
01	JAMES, DeJanae	f	0-2	0-1	0-0	0	0	0	0	0	0	0	0	0	1
05	WILLIAMS, Natalie	g	0-0	0-0	0-0	0	0	0	0	0	0	0	0	0	1
10	WILLIS, K'lynn	g	0-2	0-2	0-0	0	0	0	1	0	0	0	0	0	8
13	BOYD, Shaleise	g	1-1	0-0	0-0	0	0	0	0	2	0	0	0	0	3
21	SAYLE, Mikayla	g	1-2	0-0	1-2	2	1	3	3	3	0	0	0	0	10
24	DAVIS, Areana	g	2-5	0-3	0-0	0	0	0	3	4	0	0	0	0	7
30	ROSE, Kristine	g	2-8	2-7	0-0	1	0	0	4	6	2	0	1	1	26
Team						1	1	2							
Totals			19-61	5-21	5-8	6	13	19	25	48	12	9	6	10	200

1st - FG %: 4-12 33.3% 2nd: 4-15 26.7% 3rd: 8-20 40.0% 4th: 3-14 21.4% Game: 19-61 31.1% Deadball Rebounds 2,1
 3FG %: 1-3 33.3% 1-4 25.0% 2-6 33.3% 1-8 12.5% 5-21 23.8%
 FT %: 0-0 0.0% 0-0 0.0% 2-2 100.0% 3-6 50.0% 5-8 62.5%

#2/2 South Carolina 86 • 10-0

#	Player	Total		3-Ptr		Rebounds			PF	TP	A	TO	Blk	Stl	Min
		FG	FGA	FG	FGA	Off	Def	Tot							
24	IMOVBIQH, Sarah	f	6-8	0-0	7-9	5	2	7	1	19	0	0	0	0	22
31	DOZIER, Asia	f	2-6	0-2	2-2	1	1	2	0	6	5	1	0	2	24
41	COATES, Alaina	c	8-11	0-0	6-9	2	10	12	1	22	2	3	1	0	26
05	SESSIONS, Khadijah	g	2-3	1-1	0-0	0	4	4	2	5	2	3	0	0	17
25	MITCHELL, Tiffany	g	4-11	3-6	6-8	4	2	6	1	17	2	0	0	1	29
00	COLLEY, Shay	g	0-0	0-0	0-0	0	2	2	1	0	0	3	0	0	8
01	CUEVAS, Bianca	g	2-6	1-3	1-1	0	1	1	0	6	1	2	0	0	17
03	DUCKETT, Kaydra	g	1-2	1-2	0-0	1	1	2	3	3	2	0	0	0	12
23	ROY, Tina	g	0-3	0-2	0-0	0	3	3	0	3	0	1	0	0	24
40	WHITE, Jatarie	g	3-8	0-0	2-2	2	5	7	4	8	0	4	1	0	21
Team						3	3	6							
Totals			28-58	6-16	24-31	18	34	52	13	86	17	17	2	3	200

1st - FG %: 4-12 33.3% 2nd: 6-17 35.3% 3rd: 8-10 80.0% 4th: 10-15 66.7% Game: 28-58 48.3% Deadball Rebounds 5,3
 3FG %: 0-4 0.0% 1-4 25.0% 3-4 75.0% 2-4 50.0% 6-16 37.5%
 FT %: 6-7 85.7% 3-3 100.0% 10-16 62.5% 5-5 100.0% 24-31 77.4%

Officials: Mark Zentz, Mary Day, Metta Roberts
 Technical fouls: Hampton-ROSE, Kristine. #2/2 South Carolina-None.
 Attendance: 12117

Score by periods	1st	2nd	3rd	4th	Total
Hampton	9	9	20	10	48
#2/2 South Carolina	14	16	29	27	86

Points	In	Off	2nd	Fast	Bench
HU	Paint	T/O	Chance	Break	
SC	42	7	17	2	17

Last FG - HU 4th-05:19, SC 4th-00:26.
 Largest lead - HU None, SC by 38 4th-00:26.
 HU led for 00:00. SC led for 38:33. Game was tied for 01:27.

Score tied - 0 times.
 Lead changed - 0 times.



Official Basketball Box Score - Game Totals - Final Statistics
East Carolina vs #2/2 South Carolina
 12/20/15 1 p.m. at Myrtle Beach (SC) Convention Center



East Carolina 57 • 6-6

#	Player	Total		3-Ptr		Rebounds			PF	TP	A	TO	Blk	Stl	Min
		FG	FGA	FG	FGA	Off	Def	Tot							
23	PAYNE, Jada	f	3-11	2-6	6-6	3	3	6	1	14	0	2	1	1	39
24	TAYLOR, I'Tiana	f	8-18	0-0	0-1	4	3	7	3	16	1	1	1	1	24
55	LARAMIE, Marina	c	4-14	3-7	2-2	3	7	10	4	13	0	4	0	0	36
02	TOURE, Khadijah	g	1-9	0-4	2-2	0	3	3	4	3	3	0	0	0	26
04	GRAY, DeV Vaughn	g	0-3	0-3	0-0	0	1	1	2	4	0	0	0	0	14
01	FRAZIER, Alex	g	1-2	0-0	1-1	1	1	2	4	3	2	3	0	0	19
03	WOMBLE, Manesha	g	0-0	0-0	0-0	0	0	0	0	0	0	0	0	0	1
13	CSUTORAS, Fanni	g	2-8	1-3	0-0	0	1	1	4	5	1	0	0	0	28
40	HOLSTON, Gabrielle	g	0-4	0-0	2-2	0	2	2	5	2	0	0	1	1	13
Team						1	4	5							
Totals			19-69	6-23	13-14	12	25	37	26	57	7	13	3	3	200

1st - FG %: 5-16 31.3% 2nd: 3-15 20.0% 3rd: 9-21 42.9% 4th: 2-17 11.8% Game: 19-69 27.5% Deadball Rebounds 0
 3FG %: 1-7 14.3% 2-5 40.0% 2-6 33.3% 6-23 26.1% 1-5 20.0% 13-14 92.9%
 FT %: 4-4 100.0% 2-3 66.7% 4-4 100.0%

#2/2 South Carolina 88 • 11-0

#	Player	Total		3-Ptr		Rebounds			PF	TP	A	TO	Blk	Stl	Min
		FG	FGA	FG	FGA	Off	Def</								



Official Basketball Box Score - Game Totals - Final Statistics
Arkansas vs #2/2 South Carolina
 01/03/16 3 p.m. at Columbia, S.C./Colonial Life Arena



Arkansas 32 • 5-9 (0-1 SEC)

#	Player	Total		3-Ptr		Rebounds			PF	TP	A	TO	Blk	Stl	Min
		FG	FGA	FG	FGA	FT	FTA	Off							
00	JACKSON, Jessica	f	4-12	0-3	1-2	1	3	4	3	9	1	2	0	1	29
35	COOLEY, Alecia	c	0-4	0-0	2-2	2	4	6	3	2	1	4	1	0	29
03	MONK, Malica	g	1-6	0-0	0-0	0	0	0	3	2	0	1	0	0	27
21	COSPER, Devin	g	1-4	0-3	0-0	0	1	1	0	2	4	2	0	1	21
33	WOLFF, Melissa	g	4-10	0-0	1-2	2	5	7	4	9	1	1	0	2	33
04	SWENSON, Keiryn		2-5	0-1	0-0	0	2	2	0	4	0	0	0	0	18
12	FREEMAN, Briunna		0-3	0-0	0-2	1	0	1	1	0	1	2	0	0	12
15	BROOKS, Kelsey		0-3	0-2	0-0	0	0	0	1	0	0	1	0	0	7
22	ZIMMERMAN, Bailey		0-1	0-1	0-0	0	1	1	0	0	0	0	0	1	5
24	DANBERRY, Jordan		1-5	1-2	1-2	1	0	1	1	4	1	4	0	0	14
32	WEST, Khadijah		0-1	0-0	0-0	0	0	0	1	0	0	0	0	0	5
	Team					2	1	3			1				
	Totals		13-54	1-12	5-10	9	17	26	17	32	9	18	1	5	200

1st-FG %: 4-15 26.7% 2nd: 4-12 33.3% 3rd: 2-14 14.3% 4th: 3-13 23.1% Game: 13-54 24.1% Deadball Rebounds: 2,1
 3FG %: 0-3 0.0% 1-4 25.0% 0-2 0.0% 0-3 0.0% 1-12 8.3%
 FT %: 1-2 50.0% 0-0 0.0% 3-4 75.0% 1-4 25.0% 5-10 50.0%

#2/2 South Carolina 85 • 13-0 (1-0 SEC)

#	Player	Total		3-Ptr		Rebounds			PF	TP	A	TO	Blk	Stl	Min
		FG	FGA	FG	FGA	FT	FTA	Off							
22	WILSON, A'ja	f	7-12	0-0	0-1	4	6	10	2	14	1	2	0	0	25
41	COATES, Alaina	c	4-5	0-0	3-3	0	10	10	3	11	2	1	1	1	26
05	SESSIONS, Khadijah	g	3-4	1-1	0-0	1	2	3	0	7	4	1	1	3	25
23	ROY, Tina	g	7-13	7-12	0-0	0	1	1	0	21	3	0	0	1	29
25	MITCHELL, Tiffany	g	4-9	2-5	2-3	0	3	3	0	12	4	3	0	2	26
01	CUEVAS, Bianca	g	4-8	1-5	1-2	1	1	2	1	10	3	0	3	3	24
03	DUCKETT, Kaydra	g	0-0	0-0	0-0	0	2	2	0	0	2	0	1	7	
24	IMOVBIQH, Sarah	g	4-7	0-0	1-2	4	3	7	2	9	0	3	0	0	17
40	WHITE, Jatarie	g	0-5	0-0	1-2	2	3	5	1	1	1	1	0	0	18
44	FARMER, India	g	0-0	0-0	0-0	0	1	1	0	0	0	0	0	0	3
	Team					3	1	4							
	Totals		33-63	11-23	8-13	15	33	48	11	85	18	15	2	11	200

1st-FG %: 4-18 22.2% 2nd: 14-19 73.7% 3rd: 11-18 61.1% 4th: 4-8 50.0% Game: 33-63 52.4% Deadball Rebounds: 2,2
 3FG %: 0-4 0.0% 5-7 71.4% 6-11 54.5% 0-1 0.0% 11-23 47.8%
 FT %: 1-2 50.0% 2-2 100.0% 1-3 33.3% 4-6 66.7% 8-13 61.5%

Officials: Sue Blanch, Eric Brewton, Troy Winders
 Technical fouls: Arkansas-None. #2/2 South Carolina-None.
 Attendance: 13407

Score by periods	1st	2nd	3rd	4th	Total
Arkansas	9	9	7	7	32
#2/2 South Carolina	9	35	29	12	85

Points	In Paint	Off T/O	2nd Chance	Fast Break	Bench
AR	10	8	5	2	8
SC	44	28	20	16	20

Last FG - AR 4th-04:33, SC 4th-03:53.
 Largest lead - AR by 2 1st-08:53, SC by 53 4th-00:38.
 AR led for 02:05. SC led for 31:19. Game was tied for 06:36.
 Score tied - 5 times.
 Lead changed - 3 times.



Official Basketball Box Score - Game Totals - Final Statistics
#2/2 South Carolina vs Vanderbilt
 01/07/16 8 p.m. at Nashville, Tenn. (Memorial Gym)



#2/2 South Carolina 71 • 14-0, 2-0

#	Player	Total		3-Ptr		Rebounds			PF	TP	A	TO	Blk	Stl	Min
		FG	FGA	FG	FGA	FT	FTA	Off							
22	WILSON, A'ja	f	1-3	0-0	2-4	0	6	6	4	4	2	1	0	0	24
31	DOZIER, Asia	f	1-5	1-4	0-0	0	1	1	2	3	4	2	0	0	23
41	COATES, Alaina	c	5-6	0-0	1-4	3	7	10	2	11	1	1	0	0	29
05	SESSIONS, Khadijah	g	3-5	2-3	2-3	3	1	4	1	10	0	0	0	3	30
25	MITCHELL, Tiffany	g	8-15	3-6	3-6	1	1	2	3	22	5	2	0	2	34
01	CUEVAS, Bianca	g	2-6	0-3	0-0	0	1	1	2	4	2	2	0	1	12
04	CLINEY, Donyiah	g	1-2	0-0	0-0	0	0	0	2	2	0	0	0	0	5
23	ROY, Tina	g	4-8	4-6	1-2	0	1	1	0	13	1	2	0	1	20
24	IMOVBIQH, Sarah	g	0-0	0-0	0-0	0	2	2	1	0	0	1	0	0	5
40	WHITE, Jatarie	g	0-0	0-0	2-4	0	2	2	1	2	0	0	0	0	18
	Team					1	0	1							
	Totals		25-50	10-22	11-23	8	22	30	18	71	15	11	0	7	200

1st-FG %: 6-13 46.2% 2nd: 5-12 41.7% 3rd: 7-14 50.0% 4th: 7-11 63.6% Game: 25-50 50.0% Deadball Rebounds: 9,1
 3FG %: 1-4 25.0% 2-6 33.3% 3-5 60.0% 4-5 80.0% 10-22 45.5%
 FT %: 2-6 33.3% 4-5 80.0% 1-2 50.0% 4-10 40.0%

Vanderbilt 61 • 11-4, 0-2

#	Player	Total		3-Ptr		Rebounds			PF	TP	A	TO	Blk	Stl	Min
		FG	FGA	FG	FGA	FT	FTA	Off							
44	Rayte'a Long	f	1-1	0-0	0-0	3	1	4	2	2	0	1	0	0	11
01	Rebekah Dahlman	g	5-10	2-7	2-2	2	4	6	3	14	3	1	0	2	33
03	Rachel Bell	g	3-12	0-4	3-4	1	1	2	0	9	1	1	0	0	28
23	Minta Spears	g	1-9	0-5	2-2	0	2	2	4	4	4	3	0	0	39
33	Christa Reed	g	2-6	2-4	0-0	0	3	3	2	6	0	4	0	1	29
15	Jasmine Jenkins	g	2-3	0-0	0-0	1	2	3	1	4	2	2	0	2	11
22	Morgan'es Webb	g	3-5	0-0	1-1	0	3	3	5	7	0	1	0	0	17
25	Morgan Batey	g	2-3	0-0	2-2	0	2	2	1	6	2	0	0	0	20
35	Kendall Shaw	g	3-4	0-0	3-4	1	1	2	1	9	0	0	1	0	12
	Team					1	1	2							
	Totals		22-53	4-20	13-15	9	20	29	19	61	12	13	1	5	200

1st-FG %: 2-7 28.6% 2nd: 8-13 61.5% 3rd: 6-16 37.5% 4th: 6-17 35.3% Game: 22-53 41.5% Deadball Rebounds: 1
 3FG %: 1-4 25.0% 1-4 25.0% 1-5 20.0% 1-7 14.3% 4-20 20.0%
 FT %: 1-2 50.0% 4-4 100.0% 2-2 100.0% 2-3 66.7% 13-15 86.7%

Officials: Beverly Roberts, Jesse Dickerson, Douglas Knight
 Technical fouls: #2/2 South Carolina-None. Vanderbilt-None.
 Attendance: 2547

Score by periods	1st	2nd	3rd	4th	Total
#2/2 South Carolina	15	16	18	22	71
Vanderbilt	10	21	15	15	61

Points	In Paint	Off T/O	2nd Chance	Fast Break	Bench
SC	30	12	6	10	21
VANDY	30	12	9	6	26

Last FG - SC 4th-00:55, VANDY 4th-02:22.
 Largest lead - SC by 10 4th-00:24, VANDY by 6 3rd-07:31.
 SC led for 25:49. VANDY led for 09:56. Game was tied for 04:08.
 Score tied - 8 times.
 Lead changed - 18 times.



Official Basketball Box Score - Game Totals - Final Statistics
#20/- Missouri vs #2/2 South Carolina
 01/10/16 12 p.m. at Columbia, S.C./Colonial Life Arena



#20/- Missouri 58 • 14-2 (1-2 SEC)

#	Player	Total		3-Ptr		Rebounds			PF	TP	A	TO	Blk	Stl	Min
		FG	FGA	FG	FGA	FT	FTA	Off							
21	PORTER, Cierra	f	2-7	0-1	6-8	3	4	7	3	10	1	3	0	1	28
22	FRERICKS, Jordan	f	1-4	0-0	7-8	2	2	4	5	9	0	3	0	1	20
03	CUNNINGHAM, Sophie	g	4-13	1-5	0-0	0	2	2	5	9	0	1	0	1	24
11	CUNNINGHAM, Lindsey	g	1-3	1-1	0-0	0	2	2	2	3	1	4	0	0	23
24	MICHAELIS, Sierra	g	3-11	1-5	0-0	1	2	3	4	7	2	1	0	1	19
01	DOTY, Lianna	g	0-0	0-0	2-2	1	2	3	3	2	1	3	0	1	9
02	STOCK, Morgan	g	0-4	0-3	2-2	0	3	3	1	2	2	1	1	0	18
04	PORTER, Bri	g	0-1	0-1	0-0	0	1	1	1	0	0	0	0	0	3
10	STOCK, Maddie	g	2-3	1-2	0-0	0	0	0	3	5	0	0	0	0	14
12	HUDYN, Michelle	g	0-2	0-0	0-0	0	0	0	2	0	1	2	1	0	7
15	SHEPHARD, Carrie	g	0-0	0-0	0-0	1	0	1	1	0	0	0	0	0	3
20	McDOWELL, Kayla	g	3-5	0-1	1-1	0	4	4	0	7	0	1	0	0	14
23	ROBINSON, Juanita	g	2-5	0-2	0-0	1	1	2	4	4	3	1	0	1	18
	Team					2	3	5			</				



2015-16 South Carolina Basketball
South Carolina Season Schedule/Results & Leaders (as of Jan 10, 2016)
All games



RECORD:	OVERALL	HOME	AWAY	NEUTRAL
ALL GAMES	15-0	8-0	4-0	3-0
CONFERENCE	3-0	2-0	1-0	0-0
NON-CONFERENCE	12-0	6-0	3-0	3-0

Date	Opponent	Score	Att. High Points	High Rebounds
11/13/15	#6/10 OHIO STATE	w 88-80	16815 (20)WILSON, A'ja	(14)WILSON, A'ja
11/15/15	UNCG	w 92-44	13607 (19)WILSON, A'ja	(11)IMOVBIQH, Sarah
11/18/15	at Clemson	w 67-41	1030 (18)MITCHELL, Tiffany	(6)COATES, Alaina (6)IMOVBIQH, Sarah
11/22/15	at UCLA	w 68-65	2018 (17)ROY, Tina (17)MITCHELL, Tiffany	(12)COATES, Alaina
11/27/15	@vs #16/18 Arizona State	w 60-58	2020 (18)CUEVAS, Bianca (18)WILSON, A'ja	(11)WILSON, A'ja
11/28/15	@vs CSU Bakersfield	w 90-71	2152 (26)WILSON, A'ja	(8)WILSON, A'ja
11/29/15	@at Hawaii	w 67-51	2073 (18)WILSON, A'ja	(5)WILSON, A'ja
12/06/15	#14/13 DUKE	w 66-55	16429 (28)WILSON, A'ja	(11)WILSON, A'ja
12/13/15	WINTHROP	w 86-37	13409 (29)COATES, Alaina	(16)COATES, Alaina
12/16/15	HAMPTON	w 86-48	12117 (22)COATES, Alaina	(12)COATES, Alaina
12/20/15	<vs East Carolina	w 88-57	(18)MITCHELL, Tiffany	(15)COATES, Alaina
12/22/15	ELON	w 78-63	13670 (18)MITCHELL, Tiffany	(8)WILSON, A'ja (8)COATES, Alaina
01/03/16	*ARKANSAS	w 85-32	13407 (21)ROY, Tina	(10)WILSON, A'ja (10)COATES, Alaina
01/07/16	*at Vanderbilt	w 71-61	2547 (22)MITCHELL, Tiffany	(10)COATES, Alaina
01/10/16	*#20/- MISSOURI	w 83-58	15934 (19)MITCHELL, Tiffany	(12)COATES, Alaina

* = Conference game
 @ = Rainbow Wahine Showdown (Honolulu, Hawaii)
 < = Carolinas Challenge (Myrtle Beach, S.C.)

Attendance Summary	Games	Attend	Avg/Game
Home	8	115388	14424
Away	4	7668	1917
Neutral	3	4172	1391
Total	15	127228	8482



2015-16 South Carolina Basketball
South Carolina Points-Rebounds-Assists (as of Jan 10, 2016)
All games



Opponent	Date	Score	00		01		03		04		05		22		23	
			COLLEY,SHA	CUEVAS,BIA	DUCKETT,KA	CLINEY,DON	SESSIONS,K	WILSON,A'J	ROY,TINA							
#6/10 OHIO STATE	11/13/15	88-80	w	0-0-0	5-0-1	0-0-0	DNP	12-3-3	20-14-0	3-1-1						
UNCG	11/15/15	92-44	w	7-2-1	11-2-1	0-1-0	DNP	2-1-4	19-10-1	9-0-6						
at Clemson	11/18/15	67-41	w	5-3-2	4-1-2	DNP	DNP	0-2-5	7-5-0	3-1-1						
at UCLA	11/22/15	68-65	w	2-2-0	7-2-2	DNP	DNP	0-5-1	11-10-3	17-3-4						
vs #16/18 Arizona State	11/27/15	60-58	w	0-1-0	18-2-0	DNP	DNP	6-3-0	18-11-1	3-2-3						
vs CSU Bakersfield	11/28/15	90-71	w	6-2-2	20-4-6	DNP	DNP	8-1-1	26-8-4	3-5-3						
at Hawaii	11/29/15	67-51	w	2-3-0	13-4-0	0-0-0	DNP	11-4-4	18-5-0	0-0-2						
#14/13 DUKE	12/06/15	66-55	w	DNP	2-4-2	DNP	DNP	5-5-1	28-11-2	3-1-2						
WINTHROP	12/13/15	86-37	w	3-4-4	13-2-1	2-2-3	DNP	4-1-6	DNP	3-0-3						
HAMPTON	12/16/15	86-48	w	0-2-0	6-1-1	3-2-2	DNP	5-4-2	DNP	0-3-3						
vs East Carolina	12/20/15	88-57	w	3-1-4	4-1-1	2-0-0	DNP	5-2-3	15-10-0	3-3-0						
ELON	12/22/15	78-63	w	2-0-0	2-1-2	2-1-0	DNP	6-2-4	12-8-2	9-0-1						
ARKANSAS	01/03/16	85-32	w	DNP	10-2-3	0-2-0	DNP	7-3-4	14-10-1	21-1-3						
at Vanderbilt	01/07/16	71-61	w	DNP	4-1-2	DNP	2-0-0	10-4-0	4-6-2	13-1-1						
#20/- MISSOURI	01/10/16	83-58	w	DNP	6-0-1	DNP	5-1-0	9-0-1	11-11-1	3-2-2						

Opponent	Date	Score	24		25		31		40		41		44	
			IMOVBIH,S	MITCHELL,T	DOZIER,ASI	WHITE,JATA	COATES,ALA	FARMER,IND						
#6/10 OHIO STATE	11/13/15	88-80	w	8-10-0	15-3-3	4-0-1	4-3-2	17-13-0	DNP					
UNCG	11/15/15	92-44	w	14-11-0	10-2-5	3-2-6	5-3-1	12-7-0	0-1-0					
at Clemson	11/18/15	67-41	w	9-6-0	18-5-0	8-1-0	3-6-2	10-6-1	DNP					
at UCLA	11/22/15	68-65	w	0-4-0	17-5-2	0-0-0	2-2-0	12-12-0	DNP					
vs #16/18 Arizona State	11/27/15	60-58	w	1-8-0	6-1-1	2-1-0	0-2-0	6-7-1	DNP					
vs CSU Bakersfield	11/28/15	90-71	w	6-5-0	13-1-1	0-0-0	2-5-1	6-4-0	DNP					
at Hawaii	11/29/15	67-51	w	3-4-0	14-2-2	3-0-3	0-2-1	3-1-0	DNP					
#14/13 DUKE	12/06/15	66-55	w	0-0-0	12-4-2	0-2-3	0-5-1	16-7-0	DNP					
WINTHROP	12/13/15	86-37	w	7-4-1	12-5-3	9-2-3	4-9-1	29-16-0	0-1-0					
HAMPTON	12/16/15	86-48	w	19-7-0	17-6-2	6-2-5	8-7-0	22-12-2	DNP					
vs East Carolina	12/20/15	88-57	w	4-12-2	18-1-3	10-1-0	14-4-0	10-15-0	0-1-0					
ELON	12/22/15	78-63	w	2-3-0	18-4-2	7-1-3	2-2-0	16-8-0	DNP					
ARKANSAS	01/03/16	85-32	w	9-7-0	12-3-4	DNP	1-5-1	11-10-2	0-1-0					
at Vanderbilt	01/07/16	71-61	w	0-2-0	22-2-5	3-1-4	2-2-0	11-10-1	DNP					
#20/- MISSOURI	01/10/16	83-58	w	4-2-2	19-2-2	2-3-1	11-4-0	13-12-0	DNP					



2015-16 South Carolina Basketball
South Carolina Team Game-by-Game Comparison (as of Jan 10, 2016)
All games



Opponent	1st	2nd	Score	Mar	Total FG	FG Pct	3-Pointers	3FG Pct	Free Throws	FT Pct	Rebounds	Assist	T/Over	Block	Steal	Fouls	
#6/10 OHIO STATE	45/47	43/33	88-80	+8	31-69/26-80	.449/.325	3-11/10-23	.273/.435	23-35/18-20	.657/.900	51/42	11/3	20/18	6/10	9/13	20/29	
UNCG	53/25	39/19	92-44	+48	35-67/16-62	.522/.258	8-24/3-13	.333/.231	14-23/9-14	.609/.643	47/36	25/4	10/21	10/2	15/6	15/21	
Clemson	31/20	36/21	67-41	+26	23-63/14-43	.365/.326	7-25/3-7	.280/.429	14-28/10-14	.500/.714	41/36	13/12	5/19	6/0	12/0	15/24	
UCLA	32/31	36/34	68-65	+3	24-55/23-64	.436/.359	6-19/4-18	.316/.222	14-16/15-25	.875/.600	45/31	+14	12/10	2/19	4/3	6/13	19/21
#16/18 Arizona State	30/33	30/25	60-58	+2	24-58/21-61	.414/.344	1-11/8-20	.091/.400	11-16/8-14	.688/.571	42/39	+3	6/10	2/19	3/1	10/11	16/15
CSU Bakersfield	45/37	45/34	90-71	+19	35-64/25-58	.547/.431	3-12/8-18	.250/.444	17-31/13-15	.548/.867	39/30	+9	18/16	5/11	5/0	5/2	12/27
Hawaii	29/22	38/29	67-51	+16	25-55/19-50	.455/.380	4-14/5-18	.286/.278	13-19/8-18	.684/.444	30/33	(3)	12/11	14/20	5/3	9/3	22/20
#14/13 DUKE	30/26	36/29	66-55	+11	24-57/21-59	.421/.356	2-10/3-10	.200/.300	16-28/10-13	.571/.769	43/36	+7	13/9	14/15	5/6	8/8	16/21
WINTHROP	47/13	39/24	86-37	+49	34-62/16-64	.548/.250	9-24/1-9	.375/.111	9-12/4-15	.750/.267	48/32	+16	25/9	13/14	16/4	10/9	13/16
HAMPTON	30/18	56/30	86-48	+38	28-58/19-61	.483/.311	6-16/5-21	.375/.238	24-31/5-8	.774/.625	52/19	+33	17/12	17/9	2/6	3/10	13/25
East Carolina	44/26	44/31	88-57	+31	31-66/19-69	.470/.275	5-18/6-23	.278/.261	21-28/13-14	.750/.929	54/37	+17	13/7	11/13	4/3	7/3	14/26
ELON	35/31	43/32	78-63	+15	30-63/23-52	.476/.442	8-19/4-13	.421/.308	10-14/13-19	.714/.684	34/26	+8	14/14	14/17	6/1	6/7	17/17
ARKANSAS	44/18	41/14	85-32	+53	33-63/13-54	.524/.241	11-23/1-12	.478/.083	8-13/5-10	.615/.500	48/26	+22	18/9	15/18	2/1	11/5	11/17
Vanderbilt	31/31	40/30	71-61	+10	25-50/22-53	.500/.415	10-22/4-20	.455/.200	11-23/13-15	.478/.867	30/29	+1	15/12	11/13	0/1	7/5	18/19
#20- MISSOURI	35/17	48/41	83-58	+25	24-57/18-58	.421/.310	3-14/4-21	.214/.190	32-43/18-21	.744/.857	39/37	+2	10/11	13/20	7/2	14/6	22/34

Note: Game totals are displayed in the format TEAM/OPPONENT for each category



2015-16 South Carolina Basketball
South Carolina Combined Team Statistics (as of Jan 10, 2016)
vs. Ranked



RECORD:	OVERALL	HOME	AWAY	NEUTRAL
ALL GAMES	4-0	3-0	0-0	1-0
CONFERENCE	1-0	1-0	0-0	0-0
NON-CONFERENCE	3-0	2-0	0-0	1-0

##	Player	gp-gs	min	avg	Total		3-Point		F-Throw		Rebounds				pf	dq	a	to	blk	stl	pts	avg		
					fg-fga	fg%	3fg-fga	3fg%	ft-fga	ft%	off	def	tot	avg										
22	WILSON, A'ja	4-4	108	27.0	29-58	.500	0-0	.000	19-22	.864	15	32	47	11.8	7	0	4	9	12	5	77	19.3		
25	MITCHELL, Tiffany	4-4	134	33.5	16-44	.364	4-17	.235	16-19	.842	3	7	10	2.5	11	0	8	15	2	9	52	13.0		
41	COATES, Alaina	4-3	95	23.8	19-27	.704	0-0	.000	14-27	.519	12	27	39	9.8	8	0	1	8	5	4	52	13.0		
05	SESSIONS, Khadijah	4-4	126	31.5	9-25	.360	1-5	.200	13-20	.650	5	6	11	2.8	8	0	5	5	0	11	32	8.0		
01	CUEVAS, Bianca	4-0	56	14.0	11-28	.393	0-5	.000	9-15	.600	0	6	6	1.5	5	0	4	7	0	7	31	7.8		
04	CLINEY, Doniyah	1-0	14	14.0	2-5	.400	0-0	.000	1-1	1.000	1	0	1	1.0	3	0	0	0	0	1	5	5.0		
40	WHITE, Jatarie	4-0	64	16.0	4-13	.308	0-1	.000	7-9	.778	6	8	14	3.5	9	0	3	4	0	2	15	3.8		
24	IMOVBIQH, Sarah	4-1	52	13.0	6-8	.750	0-0	.000	1-4	.250	6	14	20	5.0	10	0	2	6	1	0	13	3.3		
23	ROY, Tina	4-3	77	19.3	4-21	.190	4-16	.250	0-3	.000	0	6	6	1.5	3	0	8	6	1	1	12	3.0		
31	DOZIER, Asia	4-1	55	13.8	3-9	.333	0-1	.000	2-2	1.000	1	5	6	1.5	5	0	5	5	0	1	8	2.0		
00	COLLEY, Shay	2-0	16	8.0	0-2	.000	0-1	.000	0-0	.000	0	1	1	0.5	4	0	0	2	0	0	0	0.0		
03	DUCKETT, Kaydra	1-0	3	3.0	0-1	.000	0-0	.000	0-0	.000	0	0	0	0.0	1	0	0	0	0	0	0	0.0		
Team											7	7	14											
Total.....		4	800		103-241	.427	9-46	.196	82-122	.672	56	119	175	43.8	74	0	40	68	21	41	297	74.2		
Opponents.....		4	800		86-258	.333	25-74	.338	54-68	.794	59	95	154	38.5	99	4	33	72	19	38	251	62.8		

TEAM STATISTICS	SC	OPP	Date	Opponent	Score	Att.
SCORING	297	251	11/13/15	#6/10 OHIO STATE	w 88-80	16815
Points per game	74.2	62.8	@ 11/27/15	vs #16/18 Arizona State	w 60-58	2020
Scoring margin	+11.5	-	12/06/15	#14/13 DUKE	w 66-55	16429
FIELD GOALS-ATT	103-241	86-258	* 01/10/16	#20/- MISSOURI	w 83-58	15934
Field goal pct	.427	.333	* = Conference game			
3 POINT FG-ATT	9-46	25-74	@ = Rainbow Wahine Showdown (Honolulu, Hawaii)			
3-point FG pct	.196	.338	< = Carolinas Challenge (Myrtle Beach, S.C.)			
3-pt FG made per game	2.3	6.3				
FREE THROWS-ATT	82-122	54-68				
Free throw pct	.672	.794				
F-Throws made per game	20.5	13.5				
REBOUNDS	175	154				
Rebounds per game	43.8	38.5				
Rebounding margin	+5.3	-				
ASSISTS	40	33				
Assists per game	10.0	8.3				
TURNOVERS	68	72				
Turnovers per game	17.0	18.0				
Turnover margin	+1.0	-				
Assist/turnover ratio	0.6	0.5				
STEALS	41	38				
Steals per game	10.3	9.5				
BLOCKS	21	19				
Blocks per game	5.3	4.8				
ATTENDANCE	49178	2020				
Home games-Avg/Game	3-16393	0-0				
Neutral site-Avg/Game	-	1-2020				

Score by Periods	1st	2nd	3rd	4th	Totals
South Carolina	75	65	71	86	297
Opponents	62	61	57	71	251



2015-16 South Carolina Basketball
South Carolina Combined Team Statistics (as of Jan 10, 2016)
Conference games



RECORD:	OVERALL	HOME	AWAY	NEUTRAL
ALL GAMES	3-0	2-0	1-0	0-0
CONFERENCE	3-0	2-0	1-0	0-0
NON-CONFERENCE	0-0	0-0	0-0	0-0

##	Player	gp-gs	min	avg	Total		3-Point		F-Throw		Rebounds			pf	dq	a	to	blk	stl	pts	avg	
					fg-fga	fg%	3fg-fga	3fg%	ft-fga	ft%	off	def	tot									
25	MITCHELL, Tiffany	3-3	91	30.3	17-36	.472	6-16	.375	13-18	.722	1	6	7	2.3	5	0	11	7	0	7	53	17.7
23	ROY, Tina	3-1	65	21.7	12-26	.462	12-23	.522	1-5	.200	0	4	4	1.3	0	0	6	4	0	2	37	12.3
41	COATES, Alaina	3-3	74	24.7	12-14	.857	0-0	.000	11-19	.579	6	26	32	10.7	7	0	3	3	1	2	35	11.7
22	WILSON, A'ja	3-3	76	25.3	11-25	.440	0-0	.000	7-11	.636	6	21	27	9.0	8	0	4	3	6	2	29	9.7
05	SESSIONS, Khadijah	3-3	78	26.0	8-15	.533	4-6	.667	6-7	.857	4	3	7	2.3	3	0	5	1	1	7	26	8.7
01	CUEVAS, Bianca	3-0	53	17.7	8-20	.400	1-9	.111	3-4	.750	1	2	3	1.0	4	0	6	8	0	9	20	6.7
40	WHITE, Jatarie	3-0	54	18.0	3-10	.300	0-1	.000	8-12	.667	5	6	11	3.7	6	0	1	2	0	1	14	4.7
24	IMOVBIQH, Sarah	3-0	39	13.0	6-9	.667	0-0	.000	1-2	.500	4	7	11	3.7	7	0	2	6	1	0	13	4.3
04	CLINEY, Doniyah	2-0	19	9.5	3-7	.429	0-0	.000	1-1	1.000	1	0	1	0.5	5	0	0	0	0	1	7	3.5
31	DOZIER, Asia	2-2	41	20.5	2-8	.250	1-4	.250	0-0	.000	1	3	4	2.0	4	0	5	3	0	0	5	2.5
03	DUCKETT, Kaydra	1-0	7	7.0	0-0	.000	0-0	.000	0-0	.000	0	2	2	2.0	2	0	0	2	0	1	0	0.0
44	FARMER, India	1-0	3	3.0	0-0	.000	0-0	.000	0-0	.000	0	1	1	1.0	0	0	0	0	0	0	0	0.0
Team											4	3	7									
Total.....		3	600		82-170	.482	24-59	.407	51-79	.646	33	84	117	39.0	51	0	43	39	9	32	239	79.7
Opponents.....		3	600		53-165	.321	9-53	.170	36-46	.783	29	63	92	30.7	70	3	32	51	4	16	151	50.3

TEAM STATISTICS	SC	OPP	Date	Opponent	Score	Att.
SCORING	239	151	* 01/03/16	ARKANSAS	w 85-32	13407
Points per game	79.7	50.3	* 01/07/16	at Vanderbilt	w 71-61	2547
Scoring margin	+29.3	-	* 01/10/16	#20/- MISSOURI	w 83-58	15934
FIELD GOALS-ATT	82-170	53-165	* = Conference game			
Field goal pct	.482	.321	@ = Rainbow Wahine Showdown (Honolulu, Hawaii)			
3 POINT FG-ATT	24-59	9-53	< = Carolinas Challenge (Myrtle Beach, S.C.)			
3-point FG pct	.407	.170				
3-pt FG made per game	8.0	3.0				
FREE THROWS-ATT	51-79	36-46				
Free throw pct	.646	.783				
F-Throws made per game	17.0	12.0				
REBOUNDS	117	92				
Rebounds per game	39.0	30.7				
Rebounding margin	+8.3	-				
ASSISTS	43	32				
Assists per game	14.3	10.7				
TURNOVERS	39	51				
Turnovers per game	13.0	17.0				
Turnover margin	+4.0	-				
Assist/turnover ratio	1.1	0.6				
STEALS	32	16				
Steals per game	10.7	5.3				
BLOCKS	9	4				
Blocks per game	3.0	1.3				
ATTENDANCE	29341	2547				
Home games-Avg/Game	2-14670	1-2547				
Neutral site-Avg/Game	-	0-0				

Score by Periods	1st	2nd	3rd	4th	Totals
South Carolina	41	69	68	61	239
Opponents	24	42	39	46	151



2015-16 South Carolina Basketball
South Carolina Combined Team Statistics (as of Jan 10, 2016)
All games



RECORD:	OVERALL	HOME	AWAY	NEUTRAL
ALL GAMES	15-0	8-0	4-0	3-0
CONFERENCE	3-0	2-0	1-0	0-0
NON-CONFERENCE	12-0	6-0	3-0	3-0

##	Player	gp-gs	min	avg	Total		3-Point		F-Throw		Rebounds			avg	pf	dq	a	to	blk	stl	pts	avg
					fg-fga	fg%	3fg-fga	3fg%	ft-fta	ft%	off	def	tot									
22	WILSON, A'ja	13-13	330	25.4	83-157	.529	0-0	.000	37-55	.673	37	82	119	9.2	31	1	17	20	36	10	203	15.6
25	MITCHELL, Tiffany	15-15	446	29.7	70-165	.424	28-75	.373	55-69	.797	17	29	46	3.1	25	0	37	38	3	25	223	14.9
41	COATES, Alaina	15-14	360	24.0	78-112	.696	0-0	.000	38-69	.551	44	96	140	9.3	35	0	7	23	26	13	194	12.9
01	CUEVAS, Bianca	15-0	267	17.8	44-109	.404	7-38	.184	30-41	.732	3	24	27	1.8	17	0	25	28	0	24	125	8.3
23	ROY, Tina	15-10	292	19.5	31-92	.337	30-79	.380	1-5	.200	2	21	23	1.5	6	0	35	13	1	5	93	6.2
05	SESSIONS, Khadijah	15-15	366	24.4	30-62	.484	7-19	.368	23-34	.676	13	27	40	2.7	31	0	39	19	1	30	90	6.0
24	IMOVBIQH, Sarah	15-3	230	15.3	33-51	.647	0-0	.000	20-39	.513	38	47	85	5.7	22	0	5	13	2	6	86	5.7
31	DOZIER, Asia	14-5	237	16.9	20-51	.392	10-31	.323	7-8	.875	3	13	16	1.1	11	0	29	15	0	5	57	4.1
40	WHITE, Jatarie	15-0	240	16.0	19-57	.333	0-2	.000	20-31	.645	17	44	61	4.1	32	0	10	10	8	3	58	3.9
04	CLINEY, Doniyah	2-0	19	9.5	3-7	.429	0-0	.000	1-1	1.000	1	0	1	0.5	5	0	0	0	0	1	7	3.5
00	COLLEY, Shay	11-0	142	12.9	11-31	.355	3-12	.250	5-8	.625	8	12	20	1.8	18	0	13	16	1	7	30	2.7
03	DUCKETT, Kaydra	8-0	55	6.9	4-9	.444	1-3	.333	0-0	.000	1	7	8	1.0	8	0	5	4	1	3	9	1.1
44	FARMER, India	4-0	16	4.0	0-4	.000	0-3	.000	0-0	.000	1	3	4	1.0	2	0	0	0	2	0	0	0.0
Team											25	28	53				5					
Total.....		15	3000		426-907	.470	86-262	.328	237-360	.658	210	433	643	42.9	243	1	222	204	81	132	1175	78.3
Opponents.....		15	3000		295-888	.332	69-246	.280	162-235	.689	180	309	489	32.6	332	11	149	236	43	101	821	54.7

TEAM STATISTICS	SC	OPP	Date	Opponent	Score	Att.
SCORING	1175	821	11/13/15	#6/10 OHIO STATE	w 88-80	16815
Points per game	78.3	54.7	11/15/15	UNCG	w 92-44	13607
Scoring margin	+23.6	-	11/18/15	at Clemson	w 67-41	1030
FIELD GOALS-ATT	426-907	295-888	11/22/15	at UCLA	w 68-65	2018
Field goal pct	.470	.332	@ 11/27/15	vs #16/18 Arizona State	w 60-58	2020
3 POINT FG-ATT	86-262	69-246	@ 11/28/15	vs CSU Bakersfield	w 90-71	2152
3-point FG pct	.328	.280	@ 11/29/15	at Hawaii	w 67-51	2073
3-pt FG made per game	5.7	4.6	12/06/15	#14/13 DUKE	w 66-55	16429
FREE THROWS-ATT	237-360	162-235	12/13/15	WINTHROP	w 86-37	13409
Free throw pct	.658	.689	12/16/15	HAMPTON	w 86-48	12117
F-Throws made per game	15.8	10.8	< 12/20/15	vs East Carolina	w 88-57	0
REBOUNDS	643	489	12/22/15	ELON	w 78-63	13670
Rebounds per game	42.9	32.6	* 01/03/16	ARKANSAS	w 85-32	13407
Rebounding margin	+10.3	-	* 01/07/16	at Vanderbilt	w 71-61	2547
ASSISTS	222	149	* 01/10/16	#20/- MISSOURI	w 83-58	15934
Assists per game	14.8	9.9				
TURNOVERS	204	236				
Turnovers per game	13.6	15.7				
Turnover margin	+2.1	-				
Assist/turnover ratio	1.1	0.6				
STEALS	132	101				
Steals per game	8.8	6.7				
BLOCKS	81	43				
Blocks per game	5.4	2.9				
ATTENDANCE	115388	11840				
Home games-Avg/Game	8-14424	4-1917				
Neutral site-Avg/Game	-	3-1391				

Score by Periods	1st	2nd	3rd	4th	Totals
South Carolina	278	283	321	293	1175
Opponents	199	196	218	208	821