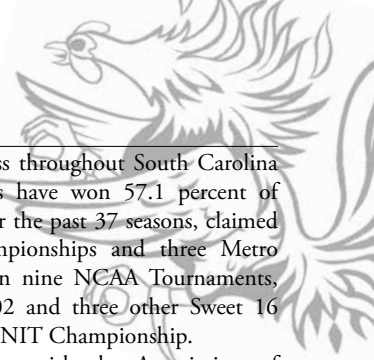


History

Contents

| | |
|---|-----|
| History of the Program | 100 |
| NCAA Tournament History..... | 103 |
| SEC Tournament History..... | 104 |
| Other Postseason History | 105 |
| 1,000-Point Scorers..... | 106 |
| South Carolina Hall of Fame Inductees | 110 |
| All-Time Awards..... | 111 |
| All-Time Letterwinner Stats..... | 118 |
| Letterwinners by State/Country..... | 134 |
| Letterwinners by Jersey Number | 136 |
| Year-by-Year Results..... | 137 |
| Coaching History | 145 |
| Series Records vs. Opponents | 146 |
| Series Records vs. Conferences..... | 148 |
| Series History vs. Opponents..... | 149 |
| History vs. Ranked Opponents..... | 152 |
| Year-by-Year Statistics | 158 |

SOUTH CAROLINA BASKETBALL HISTORY



Humble Beginnings

While 1974-75 was the first season for women's basketball as an athletic department sponsored sport at South Carolina, that wasn't the start of women playing basketball on the Carolina campus.

Women's basketball at South Carolina dates back to at least 1922 when women played against each other and against other schools. Co-ed Athletics was the term given to the women's sports teams at the University. In the 1920s, women learned how to play tennis, volleyball and basketball.

In 1923, the South Carolina co-ed basketball team began competing against teams from other schools such as Newberry, the College of Charleston, Columbia High School and Anderson. Nicknamed the "Pullets", the Carolina co-eds put together a 7-6 record and made a road trip to Charleston, an unheard of feat for young women, to play the College of Charleston.

In 1925, the team again made news as it made two notable departures from the customs of former teams at Carolina. The first change was the wearing of regular basketball uniforms with numerals, similar to those used by the men's teams. The second change was even more eye-raising as the Pullets were the first women's team in the state to make out-of-state road trips.

The 1925 team compiled a record of 5-7 and made a five-game five-day trip to Virginia to take on the women's basketball teams at Fredericksburg, Westhampton, Farmville and William & Mary.

In the 1930s, the women continued playing basketball but instead of playing against other schools, they were divided by their class (freshmen, sophomores, juniors and seniors) for competition. In 1936, the Women's Athletic Association was organized by the University to encourage athletic competition among women. Comprised of one member of each sorority, dormitory and independent group on campus, the WAA sponsored tournaments for sorority and non-sorority groups as they competed for the Carolina Championship Cup in basketball, tennis and volleyball. These WAA competitions were the beginning of the intramural programs that South Carolina still offers today.

In the 1940s and 1950s, the women's basketball teams were allowed to organize into teams by themselves and after the championships were awarded, the WAA gave public exhibitions in all of the University's Co-Ed sports of basketball, swimming and volleyball. Several sports such as fencing, rifle, archery, badminton, bowling, softball and horseback riding were also added to the instructional activities list during this decade.

In 1953, the WAA attracted a large membership of women and the Association adopted a "Points System." Similar to a "letterman's club," women were awarded Block C's and stars for their athletic achievements. The intramural basketball continued into the 1960s, and women began to take their basketball, and participating in sports, more seriously.



The 1925 South Carolina women's basketball team

The Basis for Today

There have been many moments of success throughout South Carolina women's basketball history. The Gamecocks have won 57.1 percent of their games, a composite 647-487 record over the past 37 seasons, claimed five Metro Conference regular-season championships and three Metro Tournament titles. They have participated in nine NCAA Tournaments, including an Elite Eight appearance in 2002 and three other Sweet 16 appearances, and have captured one Women's NIT Championship.

The program has grown from affiliation with the Association of Intercollegiate Athletics for Women (AIAW) to equal membership with the varsity men's programs in the National Collegiate Athletic Association (NCAA).

Women's basketball began competing as a club team in 1967, without a budget or uniforms, facing other college club squads across South Carolina. In 1970, the basketball team (and the volleyball club team) was placed under the Student Affairs Division of the Physical Education department with a small budget. Subsequently, new club teams were added; gymnastics and tennis in 1968; softball in 1971 and swimming in 1972.

In 1973, the women's basketball club team appeared in the Carolina Coliseum for the first time with two games scheduled as preliminaries to men's games. The doubleheader games were a big success with the fans. The South Carolina team was so competitive that the South Carolina Athletics Department took the women's club team under its wing.

Starting in January of 1974, the self-appointed "Carolina Chicks" became a varsity sport at South Carolina with a newly created position, Associate Director of Athletics for Women to lead the way. Selected to head up this new division Helen Timmermans, a professor in South Carolina's School of Health and Physical Education, was selected to head up this new division.

In addition to her administrative role, Timmermans also served as the University's gymnastics coach for the first six seasons of that program's existence. The new Women's Athletics Director had a budget of \$41,000 to spend on her seven varsity sports (basketball, golf, gymnastics, softball, swimming, tennis and volleyball).

When looking for the first basketball coach, Timmermans named the highly successful club coach, Pam Backhaus, for the inaugural position. A member of the Kansas State women's varsity team during her college years, Backhaus was a member of the South Carolina faculty in addition to her coaching duties. Peggy Harden, who had played at South Carolina in the previous four years, assisted Backhaus.

In January 1974, the Carolina Chicks took to the court as official members of the South Carolina Athletics Department. The team finished its inaugural season as State Champions with a 15-7 mark and advanced into the AIAW Regional Playoffs.

During South Carolina's 1974-75 season, the team continued its winning ways under Backhaus with a 18-12 mark, a fourth-place finish in the state tournament and a spot in the AIAW Regional Playoffs. The women's program also enjoyed a boost in the yearly budget up to \$69,000 but lost golf as one of its seven varsity teams.

One of the biggest achievements for the women's athletic program in the 1974-75 season was the designation of the first woman athletic trainer in the state of South Carolina. Cheryl Hitchings, who was working on her master's degree at Carolina, was named as the athletic trainer for all of the women's teams.

The South Carolina basketball team weathered a few changes in 1975-76. Frankie Porter came on board as the head coach, and more importantly, the first scholarships for female student-athletes were awarded during the 1975-76 academic year.

Three women's basketball players were among the 18 women who received scholarship aid for their athletic achievements: Charlene DuBose, Denise Nanney and Martha Suber.

In 1977, Pam Parsons took over the position as the Women's Athletics Director. Under her guidance, the Carolina Chicks would continue their success on the court and change their nickname to the Lady Gamecocks.

In the 1970's, the South Carolina basketball program was led by Katrina Anderson, Nanney, DuBose, Joyce Gilbert, Maureen McCauley and Suber.

SOUTH CAROLINA BASKETBALL HISTORY



Brantley Southers, Sharon Gilmore (back), Mindy Ballou and Laura Glass celebrate the 1986 Metro Conference Tournament title, the first of three for the Gamecocks.

The Gamecocks continued their winning ways throughout the 1970's as they put together a 96-59 record, advanced to AIAW Regional Playoffs four consecutive years (1978-81) and won the 1980 regional, defeating Southern California and Northwestern.

After being eliminated from the AIAW Tournament in 1979, South Carolina won the National Women's Invitational Tournament in Amarillo, Texas, with wins over California, Oregon and Drake. The Gamecocks advanced to the Final Four in 1980 before losing to Tennessee in the semifinals and then defeated Louisiana Tech in the consolation game to claim third place.

The Gamecock basketball program advanced from competing as an independent school to membership in the Metro Conference in 1983-84. The team enjoyed eight years as one of the most dominating teams in the eight-team Metro Conference and won 167 games with only 81 defeats. South Carolina captured the Metro regular-season championship in 1986, 1988, 1989, 1990 and 1991 and also won the Metro Tournament championship in 1986, 1988 and 1990. South Carolina advanced to the Metro Tournament finals three other times.

During their tenure in the Metro Conference, the Gamecocks garnered many awards. Three players were named Metro Conference Player of the Year and Metro Tournament MVP during the 1980's; Brantley Southers 1985-86, Martha Parker 1987-88 and 1988-89 and Beth Hunt 1989-90. Head coach Nancy Wilson earned Coach of the Year honors in 1984-85 and 1990-91, while Martha Parker and Schonna Banner received back-to-back Newcomer of the Year awards in 1985-86 and 1986-87, respectively.

The Gamecocks have had seven head coaches during their existence; Pam Backhaus, 1974-75 and 1976-77; Frankie Porter, 1975-76; Pam Parsons, 1977-82; Terry Kelly, 1982-84; Nancy Wilson, 1985-1997; Susan Walvius, 1997-2008 and current head coach Dawn Staley, who took over on May 10, 2008. Terry Kelly is the only male to have served as a Gamecock head coach.

Nancy Wilson, whose 227-152 record in 13 seasons accounts for Carolina records in both total wins and longevity, led the team to all of its Metro Conference championships. Pam Parsons, 101-43 had the best winning percentage at .701.

While many Gamecock teams have been ranked in either the Associated Press or ESPN/USA Today Polls, 10 South Carolina squads have finished among the nation's top 25 in season-ending polls. South Carolina's 1980 AIAW Final Four and WNIT championship team, which compiled a 30-6 record, was ranked fifth in the final poll.

The 2001-02 Gamecock squad, which advanced into the Elite Eight of the NCAA Tournament, finished its season ranked at number six by the ESPN/USA Today poll. After defeating Duke on November 25, 2001, the Gamecocks joined the Associated Press poll for the first South Carolina

national ranking in 11 years. That team went on to earn Carolina's first top-10 ranking in 20 years.

Since becoming affiliated with the NCAA in 1981-82, the Gamecocks have qualified for the NCAA Tournament nine times, playing in regionals in 1982, 1986, 1988, 1989, 1990, 1991, 2002, 2003 and 2012. In 2001-02, the team advanced into the Elite Eight before losing the East Region Final to Duke.

On three other occasions, South Carolina advanced to the NCAA Tournament Sweet 16. In 1982, the third-seeded Gamecocks swept through the Midwest Region before running into No. 2 Kentucky in the semifinals.

In 1990, the fifth-seeded Gamecocks enjoyed success in the Mideast Region before being eliminated by top-seed Washington in the semifinals.

In their most-recent trip to the Sweet 16 in 2012, the Gamecocks were the fifth seed in the Fresno Region and dispatched Eastern Michigan and fourth-seeded Purdue in West Lafayette, Ind.

The SEC Era

In 1991, South Carolina joined the Southeastern Conference, the toughest women's basketball conference in the country. The team struggled in early years, but under the watch of Walvius, South Carolina began to make waves in the SEC.

South Carolina placed two players on the All-SEC second team with juniors Shaunzinski Gortman and Geter receiving the honors in 2000-01. It was the sixth time that a South Carolina player had been named to the SEC's postseason squad.

During the 2001-02 season, the Gamecocks made their last year in the Carolina Coliseum a memorable one as the team put together one of the most successful seasons in South Carolina basketball history.

The Gamecocks reminded fans of earlier South Carolina women's basketball teams with a 25-7 record, a national ranking and the first NCAA Tournament appearance in 11 years. South Carolina advanced to the Elite Eight for the first time in school history and came tantalizingly close to advancing to the Final Four. In the final ESPN/USA Today poll, South Carolina was ranked number six in the country.

The team compiled an all-time best 17-1 record in the Carolina Coliseum to conclude its 28-year homecourt run with a 216-88 mark and a .710 winning percentage. On January 17, 2002, South Carolina sold out the Carolina Coliseum (12,401 tickets) for the SEC contest against Tennessee. With 12,168 fans in attendance, it was the largest basketball crowd in the Coliseum all year, men or women.

Walvius earned SEC Coach of the Year honors and was named WBCA/Russell Athletic District 3 Coach of the Year. She was also a finalist for the Naismith College Basketball Coach of the Year award.

Gortman and Jocelyn Penn were both first-team All-SEC selections, marking the first two-player honor in South Carolina history. Gortman also was named to the honorable mention All-America squad. In April of 2002, Gortman was the first SEC player selected in the WNBA Draft as the Charlotte Sting made her the ninth overall pick.

In 2002-03, the Gamecocks enjoyed another stellar season by compiling a 23-8 overall record and finished fifth in the SEC in the team's first year in the Colonial Center. Opening the season with a thrilling victory over Clemson in front of 17,712 fans, the Gamecocks reached the 20-win plateau for the second-consecutive season, finished fifth in the SEC and garnered another invitation to the NCAA Tournament. Rising as high as 12th in the polls, South Carolina ended the season ranked 18th in the ESPN/USA Today Coaches' poll and 16th in the AP poll.

Penn became one of only four South Carolina women to score 1,500+ points, grab 500+ rebounds and make 200+ steals in a career. She moved up to fourth on the all-time Gamecock scoring list and 27th in SEC history with 1,939 points. For her efforts, Penn was a unanimous first-team All-SEC selection by the coaches and AP and was named to the AP All-America second team.

Petra Ujhelyi made her mark on the boards in 2002-03 as she led the SEC in rebounding the entire season with 9.3 boards per game. The senior also set

SOUTH CAROLINA BASKETBALL HISTORY

a South Carolina record with 198 defensive rebounds during her senior year.

Penn and Ujhelyi were high picks in the 2003 WNBA Draft as the addition of the duo brought South Carolina's number of women playing professional basketball up to four.

The Gamecocks have enjoyed a recent resurgence among the SEC's upper echelon. Under Staley, South Carolina's 2011-12 squad matched the 2001-02 team's marks of 10 SEC wins and 25 total victories. The Gamecocks finished tied for fourth in the league standings after taking a share of fifth place in 2010-11. For the first time since joining the league, three Gamecocks received All-SEC honors from the coaches – Markeshia Grant, La'Keisha Sutton and Ieasia Walker. Sutton became just the second South Carolina player to earn a spot on the league's All-Defensive Team as well.

South Carolina's History Makers

Over the years, 27 South Carolina players have scored more than 1,000 points in their career, which ranks second in the Southeastern Conference. The first member of the exclusive club was Denise Nanney, whose career began in the club team era, 1973, and ended with the 1976-77 season. A pioneer in women's collegiate basketball, Nanney accumulated 1,388 points in her three seasons of varsity play and is still 13th on the all-time list. She also had a school-record 24 rebounds in one game. The latest player to top the career 1,000-point plateau was La'Keisha Sutton, who finished her career in 2012 with 1,299 points. Sutton is one of just 11 Gamecocks in the 1,000-point club to also hand out at least 300 assists.

Before Lauren Simms joined the ranks in 2007, a trio of members of the 2001-02 team – Shaunzinski Gortman, Jocelyn Penn and Cristina Ciocan – also reached the milestone. Gortman finished her four-year career as the 13th all-time leading scorer in South Carolina history with 1,367 points. With her 566 rebounds, Gortman is also one of only 16 women's basketball players at South Carolina to score 1,000+ points and grab 500+ rebounds.

Penn joined the list of greats during her junior year (2001-02). During her senior season, Penn broke South Carolina's single-game scoring record with 51 points against Stetson. The Conyers, Ga., native moved up to fourth place on the list of Gamecock scoring leaders with 1,939 points during her career. Penn also became the SEC and South Carolina's career leader in steals with 359.

Ciocan, who re-wrote South Carolina's assists records, finished her career in 2004 with 1,013 points.

South Carolina's all-time leading scorer, and perhaps greatest player, was Sheila Foster, a 6-foot-1 center who, like Nanney, was from Spartanburg. Foster (1978-82) scored 2,266 points in 134 career games and claimed a school-record 1,427 rebounds.

Foster was a second team All-America choice by *Women's Basketball News Service* in 1982, a two-time finalist for the Wade Trophy, which is awarded to the nation's best woman basketball player, and played several years of professional basketball in Europe. Foster still holds the top spots in career scoring, rebounding, games played, games started and minutes played.

Katrina Anderson was South Carolina's first women's basketball All-American. She played two seasons at Anderson Junior College before enrolling at South Carolina, where she won All-America honors in both 1978 and 1979. After graduation, Anderson served for a time as women's basketball coach at Lander University.

Beth Hunt, a 6-foot-2 forward from Garden City, had the highest career scoring average for the Gamecocks. She first attended the University of Maryland where she was ACC Freshman of the Year. At South Carolina, she averaged 19.7 points per game in 1988-89 and 22.7 in 1989-90 but skipped her senior season to play professional basketball in Europe.

The three highest single-season averages are owned by Shannon Johnson, who went on to enjoy an 11-year career in the WNBA. After averaging just 9.6 points per game as a freshman, Johnson steadily improved to 23.5 in 1993-94, 23.9 in 1994-95, and 24.7 in 1995-96. Her 2,230 points are topped only by Sheila Foster's 2,266, and they are the only Gamecocks to score more than 2,000 career points. Johnson was a second-team *College Sports* All-American, a third-team selection by the Associated Press and a

finalist for the Wade Trophy in 1996. She played on the gold medal team in the 2004 Athens Olympics and in the 1983 USA Olympic Festival.

The school record for most points in a game was broken during the 2002-03 season by Jocelyn Penn, who dropped in 51 on Stetson on January 4, 2003. Only one month earlier, Penn tied the school mark of 50, which was set by Johnson in 1996. Penn and Johnson own the top six scoring games in Gamecock history.

One of the best all-around athletes to play for South Carolina in the late 1990's was Annie Lester (1996-2000). Playing just about every position for South Carolina, Lester often faced much taller opponents in the paint but was still a dominant rebounder. A versatile athlete, Lester finished her four-year career in the top 15 in many categories, including scoring (1,488 points, 12th), rebounds (785, 10th) and steals (215, 6th).

Well-known to South Carolina fans, Lester quickly made news in the SEC as she became the first Gamecock named to the All-SEC Freshman Team in 1996. As a sophomore, Lester was named to the All-SEC Second Team after leading South Carolina in scoring, rebounding, steals and free throw percentage. During her third season, she passed the 1,000-point plateau and the 500-rebound mark. As a senior, she helped pave the way for her younger sister, Jocelyn Penn, as they became one of only three sister tandems to play at the same time at South Carolina.

South Carolina's Retired Jerseys



Sheila Foster #53

Years Played: 1979-82

Career Points: 2,266 (16.9 ppg)

Career Rebounds: 1,427 (10.6 rpg)

Career Field Goal Percentage: .540 (924-1,712)

Noting Foster

- Program's all-time leading scorer and rebounder
- University of South Carolina Hall of Fame inductee
- Led the team to the 1979 NWIT Championship
- Led the Gamecocks to a 30-6 record in 1980, the only 30-win season in school history
- Wade Trophy Finalist and All-American in 1980-81 and 1981-82



Shannon Johnson #14

Years Played: 1993-96

Career Points: 2,230 (20.5 ppg)

Career Rebounds: 597 (5.5 rpg)

Career Assists: 467 (4.3 apg)

Noting Johnson

- Only player in school history to average 20+ points in three separate seasons
- University of South Carolina Hall of Fame inductee
- 1996 All-American and Wade Trophy finalist
- Led South Carolina to winning seasons in three of her four seasons



Martha Parker #13

Years Played: 1986-89

Career Points: 1,728 (13.9 ppg)

Career Rebounds: 728 (5.9 rpg)

Career Assists: 543 (4.4 apg)

Noting Parker

- University of South Carolina Hall of Fame inductee
- All-American in 1987-88 and 1988-89

NCAA TOURNAMENT HISTORY

2012 • No. 5 Seed in Fresno Region • Sweet 16 • Head Coach: Dawn Staley • Final record: 25-10 overall; 10-6 SEC

| Date | Opponent | Result | Score | Site | SC Points | SC Rebs. | Opp. Points | Opp. Rebs. |
|------|------------------------|--------|-------|--------------------|-----------|----------|----------------|-----------------------|
| 3/17 | vs. No. 12 E. Michigan | W | 80-48 | W. Lafayette, Ind. | 12-Grant | 7-Bruner | 14-Redditt | 12-Watkins |
| 3/19 | at No. 4 Purdue | W | 72-61 | W. Lafayette, Ind. | 21-Grant | 8-Welch | 15-Houser | 13-Ostarello |
| 3/25 | vs. No. 1 Stanford | L | 60-76 | Fresno, Calif. | 18-Sutton | 12-Welch | 39-N. Ogwumike | 10-Ogwumike, Ogwumike |

2003 • No. 5 Seed in East Region • Second Round • Head Coach: Susan Walvius • Final record: 23-8 overall; 9-5 SEC

| Date | Opponent | Result | Score | Site | SC Points | SC Rebs. | Opp. Points | Opp. Rebs. |
|------|------------------------|--------|-------|----------------------|-----------|------------|-------------|------------------|
| 3/23 | vs. No. 12 Chattanooga | W | 68-54 | University Park, Pa. | 18-Ciocan | 14-Ujhelyi | 18-Warfield | 7-Patton |
| 3/25 | at No. 4 Penn State | L | 67-77 | University Park, Pa. | 21-Penn | 9-Penn | 27-Mazzante | 4-Joseph, Wright |

2002 • No. 3 Seed in East Region • Elite Eight • Head Coach: Susan Walvius • Final record: 25-7 overall; 10-4 SEC

| Date | Opponent | Result | Score | Site | SC Points | SC Rebs. | Opp. Points | Opp. Rebs. |
|------|------------------|--------|-------|----------------|------------------|----------|----------------|-----------------|
| 3/16 | No. 14 Liberty | W | 69-61 | Columbia, S.C. | 19-Ujhelyi | 14-Penn | 19-Walker | 9-Foreid |
| 3/18 | No. 6 Cincinnati | W | 75-56 | Columbia, S.C. | 21-Geter | 10-Geter | 13-Sharp, King | 8-Wilder |
| 3/23 | vs. No. 7 Drake | W | 79-65 | Raleigh, N.C. | 19-Penn, Gortman | 8-Penn | 20-Bennett | 8-Anderson |
| 3/25 | vs. No. 1 Duke | L | 68-77 | Raleigh, N.C. | 17-Gortman | 9-Penn | 24-Beard | 7-Beard, Tillis |

1991 • No. 7 Seed in Mideast Region • First Round • Head Coach: Nancy Wilson • Final record: 22-9 overall; 12-2 Metro

| Date | Opponent | Result | Score | Site | SC Points | SC Rebs. | Opp. Points | Opp. Rebs. |
|------|----------------------|--------|-------|------------------|-------------|-------------|--------------|--------------|
| 3/13 | at No. 10 Vanderbilt | L | 64-73 | Nashville, Tenn. | 27-Williams | 14-Williams | 24-Scholzens | 16-Scholzens |

1990 • No. 5 Seed in Mideast Region • Sweet 16 • Head Coach: Nancy Wilson • Final record: 24-9 overall; 13-1 Metro

| Date | Opponent | Result | Score | Site | SC Points | SC Rebs. | Opp. Points | Opp. Rebs. |
|------|-----------------------|--------|-------|-----------------|--------------|-----------|-------------|--------------------|
| 3/14 | No. 12 Bowling Green | W | 93-50 | Columbia, S.C. | 22-Middleton | 11-Hunt | 15-Thompson | 7-Bonner |
| 3/17 | at No. 4 Northwestern | W | 76-67 | Evanston, Ill. | 21-Middleton | 15-Banner | 19-Savage | 7-Savage, Kennelly |
| 3/22 | vs. No. 1 Washington | L | 61-73 | Iowa City, Iowa | 20-Hunt | 10-Hunt | 17-Deden | 10-Deden |

1989 • No. 6 Seed in Midwest Region • First Round • Head Coach: Nancy Wilson • Final record: 23-7 overall; 10-2 Metro

| Date | Opponent | Result | Score | Site | SC Points | SC Rebs. | Opp. Points | Opp. Rebs. |
|------|-------------------|--------|-------|----------------|-----------|----------|-------------|------------|
| 3/15 | No. 11 Tenn. Tech | L | 73-77 | Columbia, S.C. | 31-Hunt | 12-Hunt | 23-Brown | 12-Clayton |

1988 • No. 8 Seed in Midwest Region • Second Round • Head Coach: Nancy Wilson • Final record: 23-11 overall; 10-2 Metro

| Date | Opponent | Result | Score | Site | SC Points | SC Rebs. | Opp. Points | Opp. Rebs. |
|------|----------------|--------|-------|----------------|--------------|------------|-------------|------------|
| 3/16 | No. 9 Alabama | W | 77-63 | Columbia, S.C. | 21-Middleton | 11-Parker | 22-Vaughn | 12-Heard |
| 3/20 | at No. 1 Texas | L | 58-77 | Austin, Texas | 15-Parker | 10-Hawkins | 19-Wimbish | 9-Conwell |

1986 • No. 7 Seed in Mideast Region • First Round • Head Coach: Nancy Wilson • Final record: 19-11 overall; 9-1 Metro

| Date | Opponent | Result | Score | Site | SC Points | SC Rebs. | Opp. Points | Opp. Rebs. |
|------|-------------------------|--------|------------|----------------|-------------|------------|--------------|--------------|
| 3/12 | No. 10 Middle Tenn. St. | L | 77-78 (OT) | Columbia, S.C. | 24-Southers | 18-Gilmore | 20-Willbanks | 11-Willbanks |

1982 • No. 3 in Midwest Region • Sweet 16 • Head Coach: Terry Kelly • Final record: 23-8 overall

| Date | Opponent | Result | Score | Site | SC Points | SC Rebs. | Opp. Points | Opp. Rebs. |
|------|---------------------|--------|-------|----------------|-------------|---------------------|-------------|------------|
| 3/14 | No. 6 East Carolina | W | 79-54 | Columbia, S.C. | 30-Southers | 19-Southers, Foster | 14-Denkler | 9-Chaney |
| 3/18 | vs. No. 2 Kentucky | L | 69-73 | Ruston, La. | 23-Foster | 19-Foster | 29-Still | 13-Still |

Field of 32 teams 1982, 1984-85

Field of 40 teams 1983, 1986-88

Field of 48 teams 1989-93

Field of 64 teams 1994-present

Opponents listed with regional seed, not national ranking

Introduction

Staff

Players

11-12 Review

Records

History

The University

SEC TOURNAMENT HISTORY



2012 • No. 6 Seed • Semifinals • Nashville, Tenn.

| | | | |
|-----|-----------------|---|-------|
| 3/1 | No. 11 Alabama | W | 57-38 |
| 3/2 | No. 3 Georgia | W | 59-55 |
| 3/3 | No. 2 Tennessee | L | 58-74 |

2011 • No. 5 Seed • Second Round • Nashville, Tenn.

| | | | |
|-----|-----------------|---|-------|
| 3/3 | No. 12 Ole Miss | W | 62-50 |
| 3/4 | No. 4 Georgia | L | 34-66 |

2010 • No. 8 Seed • First Round • Duluth, Ga.

| | | | |
|-----|-------------------|---|-------|
| 3/5 | No. 9 Mississippi | L | 63-64 |
|-----|-------------------|---|-------|

2009 • No. 11 Seed • First Round • N. Little Rock, Ark.

| | | | |
|-----|-------------------------|---|-------|
| 3/5 | No. 6 Mississippi State | L | 39-49 |
|-----|-------------------------|---|-------|

2008 • No. 10 Seed • First Round • Nashville, Tenn.

| | | | |
|-----|---------------|---|-------|
| 3/6 | No. 7 Florida | L | 57-71 |
|-----|---------------|---|-------|

2007 • No. 8 Seed • Second Round • Duluth, Ga.

| | | | |
|-----|-----------------|---|-------|
| 3/1 | No. 9 Auburn | W | 65-63 |
| 3/2 | No. 1 Tennessee | L | 63-81 |

2006 • No. 7 Seed • First Round • Little Rock, Ark.

| | | | |
|------|---------------|---|-------|
| 3/2/ | No. 10 Auburn | L | 48-64 |
|------|---------------|---|-------|

2005 • No. 12 Seed • First Round • Greenville, S.C.

| | | | |
|-----|-------------------|---|-------|
| 3/3 | No. 5 Mississippi | L | 50-53 |
|-----|-------------------|---|-------|

2004 • No. 12 Seed • First Round • Nashville, Tenn.

| | | | |
|-----|---------------|---|-------|
| 3/6 | No. 5 Georgia | L | 42-73 |
|-----|---------------|---|-------|

2003 • No. 5 Seed • Second Round • Little Rock, Ark.

| | | | |
|-----|-------------------------|---|-------|
| 3/6 | No. 12 Mississippi | W | 79-64 |
| 3/7 | No. 4 Mississippi State | L | 75-79 |

2002 • No. 2 Seed • Second Round • Nashville, Tenn.

| | | | |
|-----|----------------|---|-------|
| 3/1 | No. 7 Arkansas | L | 61-79 |
|-----|----------------|---|-------|

2001 • No. 6 Seed • First Round • Memphis, Tenn.

| | | | |
|-----|--------------------|---|-------|
| 3/1 | No. 11 Mississippi | L | 68-75 |
|-----|--------------------|---|-------|

2000 • No. 11 Seed • First Round • Chattanooga, Tenn.

| | | | |
|-----|------------------|---|-------|
| 3/2 | No. 6 Vanderbilt | L | 58-80 |
|-----|------------------|---|-------|

1999 • No. 12 Seed • First Round • Chattanooga, Tenn.

| | | | |
|------|---------------|---|-------|
| 2/25 | No. 5 Alabama | L | 71-82 |
|------|---------------|---|-------|

1998 • No. 11 Seed • Second Round • Columbus, Ga.

| | | | |
|------|---------------|---|-------|
| 2/26 | No. 6 LSU | W | 76-61 |
| 2/27 | No. 3 Alabama | L | 72-92 |

1997 • No. 12 Seed • First Round • Chattanooga, Tenn.

| | | | |
|------|-----------------|---|-------|
| 2/28 | No. 5 Tennessee | L | 48-75 |
|------|-----------------|---|-------|

1996 • No. 11 Seed • First Round • Chattanooga, Tenn.

| | | | |
|-----|---------------|---|-------|
| 3/1 | No. 6 Florida | L | 48-65 |
|-----|---------------|---|-------|

1995 • No. 10 Seed • First Round • Chattanooga, Tenn.

| | | | |
|-----|----------------|---|-------|
| 3/3 | No. 4 Arkansas | L | 70-80 |
|-----|----------------|---|-------|

1994 • No. 10 Seed • First Round • Chattanooga, Tenn.

| | | | |
|-----|----------------|---|-------|
| 3/4 | No. 7 Kentucky | L | 80-83 |
|-----|----------------|---|-------|

1993 • No. 7 Seed • First Round • Chattanooga, Tenn.

| | | | |
|-----|--------------------|---|-------|
| 3/5 | No. 10 Mississippi | L | 57-59 |
|-----|--------------------|---|-------|

1992 • No. 12 Seed • First Round • Albany, Ga.

| | | | |
|-----|------------------|---|-------|
| 3/6 | No. 4 Vanderbilt | L | 47-58 |
|-----|------------------|---|-------|

Opponents listed with tournament seed, not national ranking

SEC Tournament Series History

Alabama (1-2)

| | | |
|---------|---|-------|
| 2/27/98 | L | 72-92 |
| 2/25/99 | L | 71-82 |
| 3/1/12 | W | 57-38 |

Arkansas (0-2)

| | | |
|--------|---|-------|
| 3/3/95 | L | 70-80 |
| 3/1/02 | L | 61-79 |

Auburn (1-1)

| | | |
|--------|---|-------|
| 3/2/06 | L | 48-64 |
| 3/1/07 | W | 65-63 |

Florida (0-2)

| | | |
|--------|---|-------|
| 3/1/96 | L | 48-65 |
| 3/6/08 | L | 57-71 |

Georgia (1-2)

| | | |
|--------|---|-------|
| 3/6/04 | L | 42-73 |
| 3/4/11 | L | 34-66 |
| 3/2/12 | W | 59-55 |

Kentucky (0-1)

| | | |
|---------|---|-------|
| 3/25/02 | L | 68-77 |
|---------|---|-------|

LSU (1-0)

| | | |
|---------|---|-------|
| 2/26/98 | W | 76-61 |
|---------|---|-------|

Ole Miss (2-4)

| | | |
|--------|---|-------|
| 3/5/93 | L | 57-59 |
| 3/1/01 | L | 68-75 |
| 3/6/03 | W | 79-64 |
| 3/3/05 | L | 50-53 |
| 3/4/10 | L | 63-64 |
| 3/3/11 | W | 62-50 |

Mississippi State (0-2)

| | | |
|--------|---|-------|
| 3/7/03 | L | 75-79 |
| 3/5/09 | L | 39-49 |

Tennessee (0-3)

| | | |
|---------|---|-------|
| 2/28/97 | L | 45-78 |
| 3/2/07 | L | 63-81 |
| 3/3/12 | L | 58-74 |

Vanderbilt (0-2)

| | | |
|--------|---|-------|
| 3/6/92 | L | 47-58 |
| 3/2/00 | L | 58-80 |

Introduction

Staff

Players

11-12 Review

Records

History

The University

OTHER POSTSEASON TOURNAMENT HISTORY

Women's NIT

2010-11 (Columbia, S.C.)

| | | | |
|------|-------------------|---|-------|
| 3/16 | Appalachian State | W | 67-54 |
| 3/20 | Charlott | L | 57-69 |

2007-08 (Columbia, S.C./Raleigh, N.C.)

| | | | |
|------|--------------------|---|--------|
| 3/21 | North Carolina A&T | W | 102-74 |
| 3/24 | at NC State | L | 69-72 |

2006-07 (Columbia, S.C.)

| | | | |
|------|-----------------|---|-------|
| 3/18 | Hartford | W | 81-40 |
| 3/21 | Hofstra | L | 59-64 |
| | First-Round Bye | | |

2005-06 (Cincinnati, Ohio)

| | | | |
|------|--------|---|------------|
| 3/17 | Xavier | L | 65-70 (OT) |
|------|--------|---|------------|

National Women's Invitational Tournament

1978-79 (Amarillo, Texas)

1979 NWIT CHAMPIONS

| | | | |
|------|------------|---|-------|
| 3/15 | California | W | 62-51 |
| 3/16 | Oregon | W | 84-63 |
| 3/17 | Drake | W | 74-71 |

AIAW Tournament

1977-78 Playoffs (Aiken, S.C.)

| | | | |
|-----|-----------------------|---|-------|
| 3/2 | College of Charleston | W | 84-80 |
|-----|-----------------------|---|-------|

1977-78 Region 2 Tournament (Chapel Hill, N.C.)

| | | | |
|------|---------------|---|-------|
| 3/9 | NC State | L | 77-52 |
| 3/10 | Memphis | W | 82-80 |
| 3/11 | East Carolina | W | 77-70 |

1978-79 Region 2 Tournament (Knoxville, Tenn.)

| | | | |
|------|----------------|---|-------|
| 3/8 | Morehead State | W | 70-64 |
| 3/9 | Tennessee | L | 76-64 |
| 3/11 | NC State | L | 67-64 |

1979-80 Region 2 Tournament (Columbia, S.C.)

| | | | |
|------|---------------------|---|-------|
| 3/12 | Southern California | W | 70-60 |
| 3/16 | Northwestern | L | 61-54 |
| 3/17 | Stephen F. Austin | W | 63-56 |
| 3/21 | Tennessee | L | 75-72 |
| 3/23 | Louisiana Tech | W | 77-69 |

(Defeated Louisiana Tech in the consolation game for third place.)

1980-81 Region 2 Tournament (Clemson, S.C.)

| | | | |
|------|---------|---|-------|
| 3/10 | Clemson | W | 81-64 |
|------|---------|---|-------|

1980-81 Region 2 Tournament (Norfolk, Va.)

| | | | |
|------|--------------|---|-------|
| 3/13 | Old Dominion | L | 73-71 |
| 3/14 | Kentucky | L | 87-69 |

SCAIAW Tournament

1976-77 State Tournament

| | | | |
|-----|----------------|---|-------|
| 3/3 | Erskine | W | 73-71 |
| 3/4 | Francis Marion | L | 65-61 |

1977-78 State Tournament (Clemson, S.C.)

| | | | |
|------|-----------------------|---|------------|
| 2/23 | Benedict | W | 74-44 |
| 2/24 | Francis Marion | W | 68-64 (OT) |
| 2/25 | College of Charleston | W | 85-81 |

1978-79 Championship (Spartanburg, S.C.)

| | | | |
|-----|---------|---|-------|
| 3/7 | Clemson | W | 75-74 |
|-----|---------|---|-------|

1979-80 Championship (Florence, S.C.)

| | | | |
|-----|---------|---|-------|
| 3/1 | Clemson | W | 89-55 |
|-----|---------|---|-------|

Metro Conference Tournament

1983-84 • Cincinnati, Ohio

| | | | |
|-----|---------------|---|-------|
| 3/5 | Tulane | W | 74-64 |
| 3/6 | Memphis | W | 64-60 |
| 3/7 | Virginia Tech | L | 89-76 |

1984-85 • Hattiesburg, Miss.

| | | | |
|-----|---------------|---|-------|
| 3/3 | Tulane | W | 76-66 |
| 3/4 | Southern Miss | L | 87-81 |

1985-86 • Columbia, S.C.

1986 METRO CHAMPIONS (Regular Season & Tournament)

| | | | |
|-----|---------------|---|-------|
| 3/2 | Virginia Tech | W | 67-54 |
| 3/3 | Cincinnati | W | 67-48 |

1986-87 • Blacksburg, Va.

| | | | |
|-----|---------------|---|-------|
| 3/5 | Cincinnati | W | 77-46 |
| 3/6 | Virginia Tech | W | 59-55 |
| 3/7 | Southern Miss | L | 68-66 |

1987-88 • Tallahassee, Fla

1988 METRO CHAMPIONS (Regular Season & Tournament)

| | | | |
|------|---------------|--------|-------|
| 3/11 | Southern Miss | W (OT) | 86-77 |
| 3/12 | Memphis | W | 81-70 |

1988-89 • Memphis, Tenn.

1989 METRO CHAMPIONS (Regular Season & Tournament)

| | | | |
|------|---------------|---|-------|
| 3/10 | Cincinnati | W | 63-60 |
| 3/11 | Southern Miss | W | 92-65 |

1989-90 • Cincinnati, Ohio

1990 METRO CHAMPIONS (Regular Season)

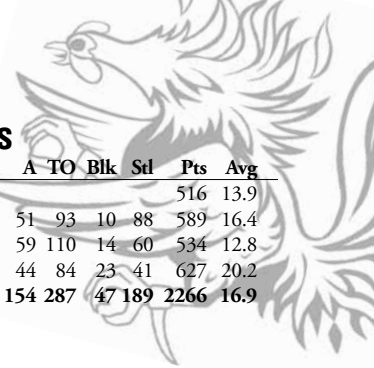
| | | | |
|------|---------------|---------|-------|
| 3/8 | Tulane | W | 71-62 |
| 3/9 | Louisville | W | 80-60 |
| 3/10 | Southern Miss | L (2OT) | 95-88 |

1990-91 • Louisville, Ky.

1991 METRO CHAMPIONS (Regular Season)

| | | | |
|-----|---------------|---|-------|
| 3/4 | Tulane | W | 80-44 |
| 3/5 | Southern Miss | W | 70-59 |
| 3/6 | Florida State | L | 54-53 |

1,000-POINT SCORERS



Introduction



Sheila Foster • Center • Spartanburg, S.C. • 2,266 Career Points

| GP | GS | Min | Avg | FG | FGA | Pct | 3FG | FGA | Pct | FT | FTA | Pct | Off | Def | Tot | Avg | PF | FO | A | TO | Blk | Stl | Pts | Avg |
|---------------|------------|-----------|-------------|------|------------|-------------|-------------|-----|-----|------------|------------|-------------|-----|-----|-------------|-------------|------------|----------|------------|------------|-----------|------------|-------------|-------------|
| 1978-79 | 37 | | | 216 | 432 | .500 | | | | 84 | 128 | .656 | | | 329 | 8.9 | | | | | | | 516 | 13.9 |
| 1979-80 | 36 | | | 245 | 452 | .542 | | | | 99 | 140 | .707 | | | 379 | 10.5 | 72 | 1 | 51 | 93 | 10 | 88 | 589 | 16.4 |
| 1980-81 | 30 | 30 | 1124 | 37.5 | 211 | 396 | .533 | | | 112 | 381 | .294 | | | 381 | 12.7 | 48 | 0 | 59 | 110 | 14 | 60 | 534 | 12.8 |
| 1981-82 | 31 | 31 | | 37.9 | 252 | 432 | .583 | | | 123 | 175 | .703 | | | 338 | 10.9 | 62 | 0 | 44 | 84 | 23 | 41 | 627 | 20.2 |
| Career | 134 | 61 | 2299 | | 924 | 1712 | .540 | | | 418 | 824 | .507 | | | 1427 | 10.6 | 182 | 1 | 154 | 287 | 47 | 189 | 2266 | 16.9 |

Staff



Shannon Johnson • Guard • Hartsville, S.C. • 2,230 Career Points

| GP | GS | Min | Avg | FG | FGA | Pct | 3FG | FGA | Pct | FT | FTA | Pct | Off | Def | Tot | Avg | PF | FO | A | TO | Blk | Stl | Pts | Avg | |
|---------------|------------|------------|-------------|-------------|------------|-------------|-------------|------------|------------|-------------|------------|------------|-------------|------------|------------|------------|------------|------------|----------|------------|------------|-----------|------------|-------------|-------------|
| 1992-93 | 27 | 27 | 715 | 26.5 | 89 | 212 | .420 | 18 | 50 | .360 | 63 | 87 | .724 | 30 | 68 | 98 | 3.6 | 81 | 3 | 83 | 131 | 4 | 65 | 259 | 9.6 |
| 1993-94 | 27 | 27 | 834 | 3.9 | 231 | 506 | .457 | 44 | 111 | .396 | 128 | 186 | .688 | 65 | 95 | 160 | 5.9 | 95 | 1 | 133 | 117 | 17 | 64 | 634 | 23.5 |
| 1994-95 | 27 | 27 | 973 | 36.0 | 214 | 497 | .431 | 64 | 182 | .352 | 154 | 227 | .678 | 62 | 110 | 172 | 6.4 | 91 | 4 | 138 | 99 | 18 | 57 | 646 | 23.9 |
| 1995-96 | 28 | 27 | 973 | 34.8 | 238 | 544 | .438 | 82 | 202 | .406 | 133 | 179 | .743 | 44 | 123 | 167 | 6.0 | 86 | 1 | 113 | 104 | 20 | 74 | 691 | 24.7 |
| Career | 109 | 108 | 3495 | 32.1 | 772 | 1759 | .439 | 208 | 545 | .382 | 478 | 679 | .704 | 201 | 396 | 597 | 5.5 | 353 | 9 | 467 | 451 | 59 | 260 | 2230 | 20.5 |

Players



Brantley Southers • Forward • Columbia, S.C. • 1,982 Career Points

| GP | GS | Min | Avg | FG | FGA | Pct | 3FG | FGA | Pct | FT | FTA | Pct | Off | Def | Tot | Avg | PF | FO | A | TO | Blk | Stl | Pts | Avg |
|---------------|------------|------------|-------------|-------------|------------|-------------|-------------|-----|-----|------------|------------|-------------|-----|-----|------------|------------|------------|----------|------------|------------|-----------|------------|-------------|-------------|
| 1981-82 | 31 | 16 | 828 | 26.7 | 142 | 273 | .520 | | | 48 | 66 | .727 | | | 172 | 5.5 | 58 | 1 | 34 | 12 | 23 | 45 | 332 | 10.7 |
| 1982-83 | 1 | 0 | 1 | 0.1 | 1 | 3 | .333 | | | 0 | 0 | — | | | 2 | 2.0 | 1 | 0 | 0 | 1 | 0 | 0 | 2 | 2.0 |
| 1983-84 | 30 | 30 | 1008 | 33.6 | 239 | 460 | .520 | | | 73 | 88 | .830 | | | 240 | 8.0 | 78 | 2 | 0 | 82 | 0 | 0 | 551 | 18.4 |
| 1984-85 | 28 | 28 | 988 | 35.3 | 211 | 459 | .460 | | | 60 | 78 | .769 | | | 192 | 6.9 | 72 | 0 | 63 | 85 | 14 | 45 | 482 | 17.2 |
| 1985-86 | 30 | 29 | 1062 | 35.4 | 266 | 573 | .464 | | | 83 | 97 | .856 | | | 256 | 8.5 | 83 | 1 | 99 | 93 | 12 | 63 | 615 | 20.5 |
| Career | 120 | 103 | 3886 | 32.4 | 859 | 1768 | .486 | | | 264 | 329 | .802 | | | 862 | 7.2 | 292 | 4 | 196 | 273 | 49 | 153 | 1982 | 16.5 |

11-12 Review



Jocelyn Penn • Forward • Conyers, Ga. • 1,939 Career Points

| GP | GS | Min | Avg | FG | FGA | Pct | 3FG | FGA | Pct | FT | FTA | Pct | Off | Def | Tot | Avg | PF | FO | A | TO | Blk | Stl | Pts | Avg | |
|---------------|------------|-----------|-------------|-------------|------------|-------------|-------------|-----------|-----------|-------------|------------|------------|-------------|------------|------------|------------|------------|------------|----------|------------|------------|----------|------------|-------------|-------------|
| 1998-99 | 27 | 13 | 685 | 25.4 | 130 | 247 | .526 | 0 | 0 | — | 91 | 132 | .689 | 81 | 94 | 175 | 6.5 | 84 | 1 | 41 | 62 | 2 | 79 | 351 | 13.0 |
| 1999-00 | 28 | 15 | 721 | 25.8 | 127 | 230 | .552 | 0 | 1 | .000 | 93 | 138 | .674 | 70 | 101 | 171 | 6.1 | 75 | 1 | 64 | 105 | 4 | 74 | 347 | 12.4 |
| 2000-01 | DNP | | | | | | | | | | | | | | | | | | | | | | | | |
| 2001-02 | 32 | 31 | 991 | 31.0 | 218 | 351 | .621 | 0 | 0 | — | 89 | 140 | .636 | 94 | 121 | 214 | 6.7 | 83 | 3 | 53 | 74 | 2 | 94 | 525 | 16.4 |
| 2002-03 | 30 | 30 | 1088 | 36.3 | 282 | 449 | .628 | 14 | 37 | .378 | 138 | 194 | .711 | 100 | 142 | 242 | 8.1 | 91 | 3 | 58 | 107 | 1 | 112 | 716 | 23.9 |
| Career | 117 | 89 | 3485 | 29.8 | 757 | 1277 | .593 | 14 | 38 | .368 | 411 | 604 | .680 | 345 | 458 | 802 | 6.9 | 333 | 8 | 216 | 348 | 9 | 359 | 1939 | 16.6 |

Records



Schonna Banner • Center • Lenoir, N.C. • 1,791 Career Points

| GP | GS | Min | Avg | FG | FGA | Pct | 3FG | FGA | Pct | FT | FTA | Pct | Off | Def | Tot | Avg | PF | FO | A | TO | Blk | Stl | Pts | Avg | |
|---------------|------------|------------|-------------|-------------|------------|-------------|-------------|----------|----------|----------|------------|------------|-------------|------------|------------|------------|------------|------------|----------|-----------|------------|------------|------------|-------------|-------------|
| 1986-87 | 29 | 19 | 864 | 29.8 | 183 | 350 | .523 | | | 68 | 94 | .723 | | | 182 | 6.3 | 81 | 2 | 11 | 52 | 17 | 23 | 434 | 15.0 | |
| 1987-88 | 33 | 31 | 996 | 30.2 | 219 | 415 | .528 | 0 | 0 | — | 67 | 105 | .638 | 79 | 161 | 240 | 7.3 | 94 | 3 | 19 | 39 | 32 | 36 | 505 | 15.3 |
| 1988-89 | 30 | 30 | 891 | 29.7 | 192 | 344 | .558 | 0 | 0 | — | 51 | 80 | .638 | 71 | 154 | 225 | 7.5 | 89 | 3 | 23 | 44 | 29 | 39 | 435 | 14.5 |
| 1989-90 | 33 | 33 | 1051 | 31.8 | 181 | 317 | .571 | 0 | 0 | — | 55 | 82 | .671 | 80 | 174 | 254 | 7.7 | 90 | 1 | 35 | 48 | 25 | 36 | 417 | 12.6 |
| Career | 125 | 113 | 3802 | 30.4 | 775 | 1426 | .543 | 0 | 0 | — | 241 | 361 | .668 | 230 | 489 | 901 | 7.2 | 354 | 9 | 88 | 183 | 103 | 134 | 1791 | 14.3 |

History



Martha Parker • Forward • Columbia, S.C. • 1,728 Career Points

| GP | GS | Min | Avg | FG | FGA | Pct | 3FG | FGA | Pct | FT | FTA | Pct | Off | Def | Tot | Avg | PF | FO | A | TO | Blk | Stl | Pts | Avg | |
|---------------|------------|------------|-------------|-------------|------------|-------------|-------------|----------|-----------|-------------|------------|------------|-------------|------------|------------|------------|------------|------------|-----------|------------|------------|-----------|------------|-------------|-------------|
| 1985-86 | 30 | 29 | 1119 | 37.3 | 108 | 224 | .482 | | | 77 | 100 | .770 | | | 141 | 4.7 | 78 | 0 | 162 | 95 | 5 | 77 | 293 | 9.8 | |
| 1986-87 | 30 | 30 | 1122 | 37.4 | 173 | 339 | .510 | | | 120 | 160 | .750 | | | 172 | 5.7 | 85 | 5 | 104 | 116 | 8 | 76 | 466 | 15.5 | |
| 1987-88 | 34 | 33 | 1172 | 34.5 | 202 | 359 | .563 | 2 | 5 | .400 | 157 | 231 | .680 | 83 | 160 | 243 | 7.1 | 101 | 5 | 131 | 103 | 8 | 58 | 563 | 16.6 |
| 1988-89 | 30 | 30 | 1043 | 34.8 | 143 | 255 | .561 | 1 | 5 | .200 | 119 | 150 | .793 | 50 | 122 | 172 | 5.7 | 96 | 1 | 146 | 88 | 0 | 73 | 406 | 13.5 |
| Career | 124 | 122 | 4456 | 35.9 | 626 | 1177 | .532 | 3 | 10 | .300 | 473 | 641 | .738 | 133 | 282 | 728 | 5.9 | 360 | 11 | 543 | 402 | 21 | 284 | 1728 | 13.9 |

The University



Karen Middleton • Guard • 5-10 • McBee, S.C. • 1,714 Career Points

| GP | GS | Min | Avg | FG | FGA | Pct | 3FG | FGA | Pct | FT | FTA | Pct | Off | Def | Tot | Avg | PF | FO | A | TO | Blk | Stl | Pts | Avg | |
|---------------|------------|-----------|-------------|-------------|------------|-------------|-------------|------------|------------|-------------|------------|------------|-------------|------------|------------|------------|------------|------------|----------|------------|------------|-----------|------------|-------------|-------------|
| 1987-88 | 34 | 27 | 930 | 27.4 | 157 | 370 | .424 | 75 | 173 | .434 | 19 | 27 | .704 | 23 | 57 | 80 | 2.4 | 39 | 0 | 92 | 49 | 2 | 25 | 408 | 12.0 |
| 1988-89 | 30 | 3 | 810 | 27.0 | 131 | 283 | .463 | 51 | 112 | .455 | 12 | 19 | .632 | 18 | 51 | 69 | 2.3 | 33 | 0 | 90 | 53 | 6 | 32 | 325 | 10.8 |
| 1989-90 | 33 | 33 | 1139 | 34.5 | 163 | 327 | .498 | 76 | 162 | .469 | 35 | 49 | .714 | 36 | 112 | 148 | 4.5 | 63 | 2 | 105 | 70 | 2 | 42 | 437 | 13.2 |
| 1990-91 | 31 | 31 | 1134 | 36.6 | 187 | 437 | .428 | 115 | 265 | .434 | 55 | 67 | .821 | 50 | 97 | 147 | 4.7 | 56 | 0 | 122 | 85 | 1 | 52 | 544 | 17.5 |
| Career | 128 | 94 | 4013 | 31.4 | 638 | 1417 | .450 | 317 | 712 | .445 | 121 | 162 | .747 | 127 | 317 | 444 | 3.5 | 191 | 2 | 409 | 257 | 11 | 151 | 1714 | 13.4 |

1,000-POINT SCORERS



Evelyn Johnson • Guard • Lansing, Mich. • 1,620 Career Points

| | GP | GS | Min | Avg | FG | FGA | Pct | 3FG | FGA | Pct | FT | FTA | Pct | Off | Def | Tot | Avg | PF | FO | A | TO | Blk | Stl | Pts | Avg |
|---------------|------------|-----------|-------------|------|------------|-------------|-------------|-----|-----|-----|------------|------------|-------------|-----|-----|------------|------------|------------|-----------|------------|------------|-----------|------------|-------------|-------------|
| 1979-80 | 36 | | | | 199 | 402 | .495 | | | | 69 | 109 | .633 | | | 187 | 5.2 | 95 | 3 | 62 | 83 | 9 | 58 | 467 | 13.0 |
| 1980-81 | 30 | 30 | 912 | 30.4 | 200 | 418 | .480 | | | | 93 | 125 | .744 | | | 178 | 5.9 | 94 | 6 | 76 | 102 | 13 | 49 | 493 | 16.7 |
| 1981-82 | 31 | 31 | 886 | 28.6 | 187 | 378 | .495 | | | | 50 | 71 | .704 | | | 157 | 5.1 | 81 | 1 | 83 | 93 | 20 | 67 | 424 | 13.7 |
| 1982-83 | 16 | 11 | 259 | 16.2 | 88 | 192 | .458 | | | | 60 | 90 | .667 | | | 106 | 6.6 | 56 | 4 | 22 | 41 | 7 | 17 | 236 | 14.8 |
| Career | 113 | 72 | 2058 | | 674 | 1390 | .485 | | | | 272 | 395 | .689 | | | 628 | 5.6 | 326 | 14 | 243 | 319 | 49 | 191 | 1620 | 14.3 |



Marsha Williams • Center • Moncks Corner, S.C. • 1,585 Career Points

| | GP | GS | Min | Avg | FG | FGA | Pct | 3FG | FGA | Pct | FT | FTA | Pct | Off | Def | Tot | Avg | PF | FO | A | TO | Blk | Stl | Pts | Avg |
|---------------|------------|-----------|-------------|-------------|------------|-------------|-------------|----------|----------|----------|------------|------------|-------------|------------|------------|-------------|------------|------------|-----------|-----------|------------|-----------|-----------|-------------|-------------|
| 1989-90 | 33 | 0 | 430 | 13.0 | 57 | 131 | .435 | 0 | 0 | — | 42 | 65 | .646 | 65 | 87 | 152 | 4.6 | 84 | 3 | 3 | 43 | 6 | 11 | 156 | 4.7 |
| 1990-91 | 31 | 30 | 947 | 30.5 | 209 | 440 | .475 | 0 | 0 | — | 87 | 128 | .680 | 126 | 177 | 303 | 9.8 | 95 | 4 | 24 | 85 | 19 | 17 | 505 | 16.3 |
| 1991-92 | 28 | 28 | 924 | 33.0 | 236 | 508 | .465 | 0 | 0 | — | 126 | 200 | .630 | 133 | 182 | 315 | 11.3 | 79 | 3 | 21 | 94 | 17 | 26 | 598 | 21.4 |
| 1992-93 | 24 | 22 | 771 | 32.1 | 131 | 310 | .423 | 0 | 0 | — | 64 | 120 | .533 | 103 | 153 | 256 | 10.7 | 60 | 2 | 14 | 72 | 16 | 26 | 326 | 13.6 |
| Career | 116 | 80 | 3072 | 26.5 | 633 | 1389 | .456 | 0 | 0 | — | 319 | 513 | .622 | 427 | 599 | 1026 | 8.8 | 318 | 12 | 62 | 294 | 58 | 80 | 1585 | 13.7 |



Sharon Gilmore • Center • Graniteville, S.C. • 1,511 Career Points

| | GP | GS | Min | Avg | FG | FGA | Pct | 3FG | FGA | Pct | FT | FTA | Pct | Off | Def | Tot | Avg | PF | FO | A | TO | Blk | Stl | Pts | Avg |
|---------------|------------|------------|-------------|-------------|------------|-------------|-------------|-----|-----|-----|------------|------------|-------------|-----|-----|------------|------------|------------|-----------|-----------|------------|------------|------------|-------------|-------------|
| 1982-83 | 28 | 28 | 876 | 31.3 | 184 | 317 | .580 | | | | 57 | 91 | .626 | | | 232 | 8.3 | 103 | 7 | 13 | 88 | 29 | 31 | 425 | 15.2 |
| 1983-84 | 30 | 28 | 807 | 26.9 | 154 | 338 | .456 | | | | 92 | 133 | .692 | | | 215 | 7.2 | 92 | 2 | 26 | 68 | 34 | 32 | 400 | 13.3 |
| 1984-85 | 22 | 19 | 583 | 26.5 | 119 | 215 | .553 | | | | 38 | 66 | .576 | | | 169 | 7.7 | 78 | 3 | 13 | 59 | 18 | 37 | 258 | 11.7 |
| 1985-86 | 30 | 30 | 945 | 31.5 | 189 | 368 | .514 | | | | 50 | 94 | .532 | | | 266 | 8.9 | 102 | 6 | 11 | 62 | 20 | 41 | 428 | 14.3 |
| Career | 110 | 105 | 3211 | 29.2 | 646 | 1238 | .522 | | | | 237 | 384 | .617 | | | 882 | 8.0 | 375 | 18 | 63 | 277 | 101 | 141 | 1511 | 13.7 |



Annie Lester • Forward • Norcross, Ga. • 1,488 Career Points

| | GP | GS | Min | Avg | FG | FGA | Pct | 3FG | FGA | Pct | FT | FTA | Pct | Off | Def | Tot | Avg | PF | FO | A | TO | Blk | Stl | Pts | Avg |
|---------------|------------|-----------|-------------|-------------|------------|-------------|-------------|----------|-----------|-------------|------------|------------|-------------|------------|------------|------------|------------|------------|-----------|-----------|------------|-----------|------------|-------------|-------------|
| 1996-97 | 27 | 18 | 623 | 23.1 | 103 | 222 | .464 | 0 | 0 | — | 36 | 50 | .720 | 65 | 115 | 180 | 6.7 | 68 | 2 | 6 | 23 | 12 | 43 | 242 | 9.0 |
| 1997-98 | 28 | 28 | 862 | 30.8 | 190 | 424 | .448 | 0 | 1 | .000 | 115 | 148 | .777 | 108 | 139 | 247 | 8.8 | 103 | 8 | 21 | 46 | 1 | 76 | 495 | 17.7 |
| 1998-99 | 27 | 27 | 797 | 29.5 | 156 | 346 | .451 | 5 | 31 | .161 | 80 | 115 | .696 | 100 | 113 | 213 | 7.9 | 100 | 9 | 21 | 57 | 5 | 53 | 397 | 14.7 |
| 1999-00 | 28 | 23 | 728 | 26.0 | 126 | 258 | .488 | 0 | 3 | .000 | 102 | 142 | .718 | 75 | 70 | 145 | 5.2 | 73 | 4 | 27 | 50 | 1 | 43 | 354 | 12.6 |
| Career | 110 | 96 | 3010 | 27.4 | 575 | 1250 | .460 | 5 | 35 | .143 | 333 | 455 | .732 | 348 | 437 | 785 | 7.1 | 344 | 23 | 75 | 176 | 19 | 215 | 1488 | 13.5 |



Katrina Anderson • Center • Timmonsville, S.C. • 1,454 Career Points

| | GP | GS | Min | Avg | FG | FGA | Pct | 3FG | FGA | Pct | FT | FTA | Pct | Off | Def | Tot | Avg | PF | FO | A | TO | Blk | Stl | Pts | Avg | | |
|---------------|-----------|----|-----|-----|------------|-------------|-------------|-----|-----|-----|------------|------------|-------------|-----|-----|------------|-------------|-----|----|----|----|-----|-----|-----------|------------|-------------|-------------|
| 1977-78 | 34 | 34 | | | 306 | 544 | .563 | | | | 142 | 242 | .587 | | | 434 | 12.8 | 105 | 3 | 41 | 98 | 23 | 58 | 754 | 22.2 | | |
| 1978-79 | 37 | | | | 283 | 540 | .524 | | | | 134 | 195 | .687 | | | 371 | 10.0 | | | | | | | 29 | 126 | 700 | 18.9 |
| Career | 71 | | | | 589 | 1084 | .543 | | | | 276 | 437 | .632 | | | 805 | 11.3 | | | | | | | 52 | 184 | 1454 | 20.5 |



Denise Nanney • Forward • Spartanburg, S.C. • 1,388 Career Points

| | GP | GS | Min | Avg | FG | FGA | Pct | 3FG | FGA | Pct | FT | FTA | Pct | Off | Def | Tot | Avg | PF | FO | A | TO | Blk | Stl | Pts | Avg | |
|---------------|-----------|----|-----|-----|------------|-------------|-------------|-----|-----|-----|------------|------------|-------------|-----|-----|------------|-------------|------------|----------|-----------|----|-----|-----|-----|-------------|-------------|
| 1974-75 | 30 | | | | 220 | 492 | .447 | | | | 87 | 123 | .707 | | | 361 | 12.0 | 90 | | | | | | | 527 | 17.6 |
| 1975-76 | 22 | | | | 164 | 340 | .482 | | | | 63 | 94 | .670 | | | 267 | 12.1 | | | | | | | | 391 | 17.8 |
| 1976-77 | 26 | | | | 217 | 527 | .412 | | | | 36 | 69 | .522 | | | 249 | 9.4 | 86 | 3 | 26 | | | | | 470 | 18.1 |
| Career | 78 | | | | 601 | 1359 | .442 | | | | 186 | 286 | .650 | | | 877 | 11.2 | 176 | 3 | 26 | | | | | 1388 | 17.8 |



Shaunzinski Gortman • Guard • Columbia, S.C. • 1,367 Career Points

| | GP | GS | Min | Avg | FG | FGA | Pct | 3FG | FGA | Pct | FT | FTA | Pct | Off | Def | Tot | Avg | PF | FO | A | TO | Blk | Stl | Pts | Avg |
|---------------|------------|------------|-------------|-------------|------------|-------------|-------------|------------|------------|-------------|------------|------------|-------------|------------|------------|------------|------------|------------|-----------|------------|------------|-----------|------------|-------------|-------------|
| 1998-99 | 27 | 25 | 745 | 27.6 | 118 | 314 | .376 | 12 | 56 | .214 | 53 | 90 | .589 | 57 | 80 | 137 | 5.1 | 88 | 6 | 61 | 104 | 4 | 47 | 301 | 11.1 |
| 1999-00 | 20 | 20 | 578 | 28.9 | 116 | 248 | .468 | 13 | 34 | .382 | 51 | 85 | .600 | 25 | 87 | 112 | 5.6 | 63 | 2 | 84 | 108 | 18 | 51 | 296 | 14.8 |
| 2000-01 | 27 | 26 | 843 | 31.2 | 112 | 293 | .382 | 34 | 105 | .324 | 40 | 57 | .702 | 32 | 106 | 138 | 5.1 | 73 | 2 | 80 | 98 | 10 | 52 | 298 | 11.0 |
| 2001-02 | 31 | 29 | 982 | 31.7 | 176 | 414 | .425 | 52 | 143 | .364 | 68 | 102 | .667 | 56 | 133 | 189 | 6.1 | 73 | 2 | 93 | 89 | 7 | 62 | 472 | 15.2 |
| Career | 105 | 100 | 3148 | 30.0 | 522 | 1269 | .411 | 111 | 338 | .328 | 212 | 334 | .635 | 170 | 406 | 576 | 5.5 | 297 | 12 | 318 | 399 | 39 | 212 | 1367 | 13.0 |

1,000-POINT SCORERS



Introduction



Beth Hunt • Forward • Garden City, S.C. • 1,340 Career Points

| | GP | GS | Min | Avg | FG | FGA | Pct | 3FG | FGA | Pct | FT | FTA | Pct | Off | Def | Tot | Avg | PF | FO | A | TO | Blk | Stl | Pts | Avg |
|---------------|-----------|-----------|-------------|-------------|------------|------------|-------------|----------|----------|-------------|------------|------------|-------------|------------|------------|------------|------------|------------|----------|-----------|------------|-----------|------------|-------------|-------------|
| 1988-89 | 30 | 30 | 915 | 30.5 | 242 | 420 | .576 | 1 | 1 | 1.000 | 107 | 141 | .759 | 107 | 169 | 276 | 9.2 | 78 | 2 | 42 | 99 | 20 | 52 | 592 | 19.7 |
| 1989-90 | 33 | 33 | 1054 | 31.9 | 316 | 547 | .578 | 1 | 8 | .125 | 115 | 171 | .673 | 107 | 230 | 337 | 10.2 | 73 | 1 | 55 | 95 | 21 | 52 | 748 | 22.7 |
| Career | 63 | 63 | 1969 | 31.3 | 558 | 967 | .577 | 2 | 9 | .222 | 222 | 312 | .712 | 214 | 399 | 613 | 9.7 | 151 | 3 | 97 | 194 | 41 | 104 | 1340 | 21.3 |

Staff



La'Keisha Sutton • Guard • Trenton, N.J. • 1,299 Career Points

| | GP | GS | Min | Avg | FG | FGA | Pct | 3FG | FGA | Pct | FT | FTA | Pct | Off | Def | Tot | Avg | PF | FO | A | TO | Blk | Stl | Pts | Avg |
|---------------|------------|------------|-------------|-------------|------------|-------------|-------------|-----------|------------|-------------|------------|------------|-------------|------------|------------|------------|------------|------------|----------|------------|------------|-----------|------------|-------------|-------------|
| 2008-09 | 28 | 14 | 734 | 26.2 | 108 | 263 | .411 | 15 | 36 | .417 | 77 | 114 | .675 | 21 | 35 | 56 | 2.0 | 70 | 2 | 68 | 107 | 5 | 36 | 308 | 11.0 |
| 2009-10 | 29 | 24 | 858 | 29.6 | 109 | 273 | .399 | 15 | 37 | .405 | 49 | 89 | .570 | 30 | 38 | 68 | 2.3 | 70 | 1 | 74 | 82 | 4 | 25 | 282 | 9.7 |
| 2010-11 | 33 | 32 | 1090 | 33.0 | 128 | 314 | .408 | 13 | 55 | .236 | 68 | 112 | .607 | 30 | 58 | 88 | 2.7 | 75 | 1 | 118 | 130 | 4 | 47 | 337 | 10.2 |
| 2011-12 | 35 | 35 | 1073 | 30.7 | 140 | 365 | .384 | 24 | 93 | .258 | 68 | 90 | .756 | 33 | 64 | 97 | 2.8 | 65 | 3 | 97 | 110 | 10 | 46 | 372 | 10.6 |
| Career | 125 | 105 | 3755 | 30.0 | 485 | 1215 | .399 | 67 | 221 | .303 | 262 | 402 | .652 | 114 | 195 | 309 | 2.5 | 280 | 7 | 357 | 429 | 23 | 154 | 1299 | 10.4 |

Players



Nikki Miars • Guard • St. Mary's, Ohio • 1,263 Career Points

| | GP | GS | Min | Avg | FG | FGA | Pct | 3FG | FGA | Pct | FT | FTA | Pct | Off | Def | Tot | Avg | PF | FO | A | TO | Blk | Stl | Pts | Avg |
|---------------|------------|------------|-------------|-------------|------------|-------------|-------------|------------|------------|-------------|------------|------------|-------------|-----------|------------|------------|------------|------------|----------|------------|------------|-----------|------------|-------------|-------------|
| 1995-96 | 26 | 19 | 714 | 27.5 | 89 | 217 | .410 | 18 | 53 | .340 | 46 | 67 | .687 | 31 | 58 | 89 | 3.4 | 42 | 0 | 45 | 52 | 6 | 29 | 242 | 9.3 |
| 1996-97 | 27 | 27 | 956 | 35.4 | 125 | 358 | .349 | 30 | 102 | .294 | 124 | 152 | .816 | 24 | 90 | 114 | 4.2 | 48 | 1 | 86 | 122 | 1 | 54 | 404 | 15.0 |
| 1997-98 | 28 | 28 | 1072 | 38.3 | 107 | 284 | .377 | 33 | 105 | .314 | 105 | 145 | .724 | 17 | 66 | 83 | 3.0 | 66 | 2 | 139 | 135 | 3 | 63 | 352 | 12.6 |
| 1998-99 | 27 | 26 | 969 | 35.9 | 75 | 233 | .322 | 33 | 105 | .314 | 82 | 110 | .745 | 20 | 63 | 83 | 3.1 | 66 | 2 | 116 | 98 | 2 | 65 | 265 | 9.8 |
| Career | 108 | 100 | 3711 | 34.4 | 396 | 1092 | .363 | 114 | 365 | .312 | 357 | 474 | .753 | 92 | 277 | 369 | 3.4 | 222 | 5 | 386 | 407 | 12 | 211 | 1263 | 11.7 |

11-12 Review



Lisa Diaz • Guard • Columbia, S.C. • 1,249 Career Points

| | GP | GS | Min | Avg | FG | FGA | Pct | 3FG | FGA | Pct | FT | FTA | Pct | Off | Def | Tot | Avg | PF | FO | A | TO | Blk | Stl | Pts | Avg |
|---------------|------------|-----------|-------------|-------------|------------|-------------|-------------|----------|-----------|-------------|------------|------------|-------------|-----------|------------|------------|------------|------------|----------|------------|------------|-----------|------------|-------------|------------|
| 1986-87 | 29 | 6 | 658 | 22.7 | 100 | 209 | .478 | | | | 10 | 14 | .714 | | | 44 | 1.5 | 32 | 0 | 66 | 57 | 1 | 36 | 210 | 7.2 |
| 1987-88 | 34 | 15 | 799 | 23.5 | 114 | 236 | .483 | 3 | 10 | .300 | 37 | 53 | .698 | 31 | 60 | 91 | 2.7 | 74 | 0 | 120 | 104 | 5 | 35 | 268 | 7.9 |
| 1988-89 | 30 | 29 | 911 | 30.4 | 161 | 297 | .542 | 1 | 3 | .333 | 51 | 69 | .739 | 32 | 43 | 75 | 2.5 | 57 | 0 | 174 | 85 | 7 | 52 | 374 | 12.5 |
| 1989-90 | 33 | 33 | 1100 | 33.3 | 176 | 374 | .471 | 0 | 1 | .000 | 45 | 55 | .818 | 31 | 57 | 88 | 2.7 | 63 | 1 | 138 | 88 | 1 | 52 | 397 | 12.0 |
| Career | 126 | 83 | 3468 | 27.5 | 551 | 1116 | .494 | 4 | 14 | .286 | 143 | 191 | .749 | 94 | 160 | 298 | 2.4 | 226 | 1 | 498 | 334 | 14 | 175 | 1249 | 9.9 |

Records



Mindy Ballou • Guard • Morehead City, N.C. • 1,199 Career Points

| | GP | GS | Min | Avg | FG | FGA | Pct | 3FG | FGA | Pct | FT | FTA | Pct | Off | Def | Tot | Avg | PF | FO | A | TO | Blk | Stl | Pts | Avg |
|---------------|------------|-----------|-------------|-------------|------------|-------------|-------------|-----|-----|-----|------------|------------|-------------|-----|-----|------------|------------|------------|-----------|------------|------------|-----------|------------|-------------|-------------|
| 1982-83 | 28 | 5 | 77 | 15.4 | 54 | 130 | .415 | | | | 26 | 38 | .684 | | | 50 | 1.8 | 35 | 0 | 40 | 64 | 3 | 12 | 134 | 4.8 |
| 1983-84 | 30 | 30 | 1053 | 35.1 | 137 | 261 | .525 | | | | 55 | 75 | .733 | | | 77 | 2.6 | 71 | 2 | 219 | 132 | 3 | 42 | 329 | 11.0 |
| 1984-85 | 27 | 26 | 950 | 35.2 | 114 | 244 | .467 | | | | 51 | 70 | .729 | | | 76 | 2.8 | 83 | 5 | 162 | 94 | 2 | 51 | 279 | 10.3 |
| 1985-86 | 30 | 30 | 1116 | 37.2 | 189 | 423 | .447 | | | | 79 | 97 | .814 | | | 96 | 3.2 | 62 | 3 | 174 | 114 | 2 | 65 | 457 | 15.2 |
| Career | 115 | 91 | 3196 | 27.8 | 494 | 1058 | .467 | | | | 211 | 280 | .754 | | | 299 | 2.6 | 251 | 10 | 595 | 404 | 10 | 170 | 1199 | 10.4 |

History



Marsi McAlister • Guard • Columbia, S.C. • 1,160 Career Points

| | GP | GS | Min | Avg | FG | FGA | Pct | 3FG | FGA | Pct | FT | FTA | Pct | Off | Def | Tot | Avg | PF | FO | A | TO | Blk | Stl | Pts | Avg |
|---------------|------------|-----------|-------------|-------------|------------|-------------|-------------|-----|-----|-----|------------|------------|-------------|-----|-----|------------|------------|------------|----------|------------|------------|-----------|------------|-------------|-------------|
| 1981-82 | 30 | 3 | 483 | 16.1 | 56 | 126 | .444 | | | | 35 | 53 | .660 | | | 73 | 2.4 | 35 | 0 | 60 | 76 | 3 | 29 | 147 | 4.9 |
| 1982-83 | 28 | 28 | 980 | 35.0 | 175 | 372 | .470 | | | | 63 | 89 | .708 | | | 188 | 6.7 | 78 | 1 | 117 | 119 | 6 | 47 | 413 | 14.8 |
| 1983-84 | 29 | 29 | 940 | 32.4 | 152 | 345 | .441 | | | | 57 | 76 | .750 | | | 158 | 5.4 | 92 | 3 | 128 | 109 | 5 | 49 | 361 | 12.4 |
| 1984-85 | 28 | 28 | 798 | 28.5 | 103 | 266 | .387 | | | | 33 | 47 | .702 | | | 143 | 5.1 | 84 | 4 | 95 | 128 | 6 | 59 | 239 | 8.5 |
| Career | 115 | 88 | 3201 | 27.8 | 486 | 1109 | .438 | | | | 188 | 265 | .709 | | | 562 | 4.9 | 289 | 8 | 400 | 432 | 20 | 184 | 1160 | 10.1 |

The University



Lauren Simms • Guard • Columbia, S.C. • 1,104 Career Points

| | GP | GS | Min | Avg | FG | FGA | Pct | 3FG | FGA | Pct | FT | FTA | Pct | Off | Def | Tot | Avg | PF | FO | A | TO | Blk | Stl | Pts | Avg |
|---------------|------------|------------|-------------|-------------|------------|-------------|-------------|-----------|------------|-------------|------------|------------|-------------|------------|------------|------------|------------|------------|----------|------------|------------|-----------|------------|-------------|------------|
| 2003-04 | 28 | 27 | 668 | 23.9 | 101 | 247 | .409 | 20 | 60 | .333 | 39 | 75 | .520 | 37 | 30 | 67 | 2.4 | 74 | 3 | 31 | 45 | 4 | 42 | 261 | 9.3 |
| 2004-05 | 26 | 26 | 730 | 28.1 | 122 | 293 | .416 | 18 | 78 | .231 | 44 | 66 | .667 | 47 | 52 | 99 | 3.8 | 59 | 1 | 43 | 63 | 3 | 32 | 306 | 11.8 |
| 2005-06 | 29 | 20 | 655 | 22.6 | 93 | 227 | .410 | 13 | 40 | .325 | 14 | 20 | .700 | 30 | 52 | 82 | 2.8 | 54 | 1 | 58 | 76 | 5 | 34 | 213 | 7.3 |
| 2006-07 | 33 | 28 | 882 | 26.7 | 130 | 326 | .399 | 15 | 64 | .234 | 49 | 65 | .754 | 36 | 91 | 127 | 3.8 | 58 | 0 | 94 | 79 | 4 | 51 | 324 | 9.8 |
| Career | 116 | 101 | 2935 | 25.3 | 446 | 1093 | .408 | 66 | 242 | .273 | 146 | 226 | .646 | 150 | 225 | 375 | 3.2 | 245 | 5 | 226 | 263 | 16 | 159 | 1104 | 9.5 |

1,000-POINT SCORERS



Lisa Williams • Guard • Carmel, Ind. • 1,099 Career Points

| | GP | GS | Min | Avg | FG | FGA | Pct | 3FG | FGA | Pct | FT | FTA | Pct | Off | Def | Tot | Avg | PF | FO | A | TO | Blk | Stl | Pts | Avg |
|---------------|------------|-----------|-------------|-------------|------------|-------------|-------------|-----------|------------|-------------|------------|------------|-------------|------------|------------|------------|------------|------------|-----------|------------|------------|-----------|------------|-------------|-------------|
| 1995-96 | 28 | 9 | 621 | 22.2 | 82 | 234 | .350 | 24 | 75 | .320 | 32 | 50 | .640 | 38 | 56 | 94 | 3.4 | 55 | 0 | 54 | 65 | 10 | 38 | 220 | 7.9 |
| 1996-97 | 27 | 25 | 724 | 26.8 | 83 | 231 | .359 | 16 | 64 | .250 | 79 | 99 | .798 | 41 | 66 | 107 | 4.0 | 67 | 0 | 57 | 115 | 7 | 48 | 261 | 9.7 |
| 1997-98 | 28 | 28 | 880 | 31.4 | 127 | 350 | .363 | 26 | 109 | .239 | 66 | 92 | .717 | 58 | 78 | 136 | 4.9 | 105 | 7 | 103 | 99 | 9 | 64 | 346 | 12.4 |
| 1998-99 | 27 | 26 | 774 | 28.7 | 95 | 264 | .360 | 33 | 111 | .297 | 49 | 73 | .671 | 51 | 50 | 101 | 3.7 | 84 | 6 | 99 | 83 | 3 | 63 | 272 | 10.1 |
| Career | 110 | 88 | 2999 | 27.3 | 387 | 1079 | .359 | 99 | 359 | .276 | 226 | 314 | .720 | 188 | 250 | 438 | 4.0 | 311 | 13 | 313 | 362 | 29 | 213 | 1099 | 10.0 |



Jean Walling • Center • Barnwell, S.C. • 1,063 Career Points

| | GP | GS | Min | Avg | FG | FGA | Pct | 3FG | FGA | Pct | FT | FTA | Pct | Off | Def | Tot | Avg | PF | FO | A | TO | Blk | Stl | Pts | Avg |
|---------------|------------|----|-----|-----|------------|------------|-------------|-----|-----|-----|------------|------------|-------------|-----|-----|------------|------------|------------|----------|------------|------------|-----------|-----------|-------------|------------|
| 1977-78 | 34 | 24 | | | 162 | 330 | .491 | | | | 39 | 64 | .609 | | | 302 | 8.9 | 63 | 0 | 55 | 99 | 31 | 46 | 363 | 10.7 |
| 1978-79 | 37 | | | | 191 | 388 | .492 | | | | 84 | 123 | .683 | | | 269 | 7.3 | | | | | | | 466 | 12.6 |
| 1979-80 | 36 | | | | 98 | 217 | .452 | | | | 38 | 49 | .776 | | | 183 | 5.1 | 73 | 1 | 53 | 35 | 12 | 28 | 234 | 6.5 |
| Career | 107 | | | | 451 | 935 | .482 | | | | 161 | 236 | .682 | | | 754 | 7.0 | 136 | 1 | 108 | 134 | 43 | 74 | 1063 | 9.9 |



Monica Williams • Forward • Heath Springs, S.C. • 1,057 Career Points

| | GP | GS | Min | Avg | FG | FGA | Pct | 3FG | FGA | Pct | FT | FTA | Pct | Off | Def | Tot | Avg | PF | FO | A | TO | Blk | Stl | Pts | Avg |
|---------------|------------|-----------|-------------|-------------|------------|-------------|-------------|----------|----------|-------------|------------|------------|-------------|-----------|------------|------------|------------|------------|-----------|------------|------------|-----------|------------|-------------|------------|
| 1983-84 | 30 | 1 | 468 | 15.6 | 59 | 133 | .444 | | | | 21 | 36 | .583 | | | 89 | 2.9 | 55 | 1 | 28 | 43 | 9 | 34 | 139 | 4.6 |
| 1984-85 | 28 | 14 | 714 | 25.5 | 123 | 251 | .490 | | | | 23 | 40 | .575 | | | 106 | 3.8 | 85 | 3 | 43 | 55 | 12 | 42 | 269 | 9.6 |
| 1985-86 | 6 | 6 | 184 | 30.7 | 27 | 53 | .509 | | | | 7 | 10 | .700 | | | 39 | 6.5 | 19 | 1 | 16 | 19 | 1 | 10 | 61 | 10.2 |
| 1986-87 | 30 | 30 | 963 | 32.1 | 129 | 326 | .396 | | | | 55 | 72 | .764 | | | 173 | 5.8 | 89 | 4 | 116 | 90 | 13 | 65 | 313 | 10.4 |
| 1987-88 | 32 | 30 | 899 | 28.1 | 113 | 268 | .422 | 0 | 8 | .000 | 49 | 65 | .754 | 64 | 106 | 170 | 5.3 | 82 | 1 | 94 | 78 | 16 | 62 | 275 | 8.6 |
| Career | 126 | 81 | 3228 | 25.6 | 451 | 1031 | .437 | 0 | 8 | .000 | 155 | 223 | .695 | 64 | 106 | 577 | 4.6 | 330 | 10 | 297 | 285 | 51 | 213 | 1057 | 8.4 |



Rita Johnson • Guard • St. Matthews, S.C. • 1,056 Career Points

| | GP | GS | Min | Avg | FG | FGA | Pct | 3FG | FGA | Pct | FT | FTA | Pct | Off | Def | Tot | Avg | PF | FO | A | TO | Blk | Stl | Pts | Avg |
|---------------|------------|-----------|------------|------|------------|------------|-------------|-----|-----|-----|------------|------------|-------------|-----|-----|------------|------------|------------|----------|------------|------------|----------|------------|-------------|------------|
| 1977-78 | 33 | 7 | | | 75 | 201 | .373 | | | | 20 | 37 | .541 | | | 43 | 1.3 | 84 | 4 | 38 | 79 | 2 | 54 | 170 | 5.2 |
| 1978-79 | 31 | | | | 106 | 212 | .500 | | | | 56 | 83 | .674 | | | 45 | 1.5 | | | | | | | 268 | 8.6 |
| 1979-80 | 36 | | | | 113 | 250 | .452 | | | | 46 | 76 | .605 | | | 50 | 1.4 | 96 | 2 | 119 | 79 | 2 | 89 | 272 | 7.6 |
| 1980-81 | 30 | 23 | 670 | 22.3 | 134 | 265 | .506 | | | | 78 | 97 | .804 | | | 58 | 1.9 | 64 | 1 | 75 | 73 | 1 | 88 | 346 | 11.6 |
| Career | 130 | 30 | 670 | | 428 | 928 | .461 | | | | 200 | 293 | .683 | | | 196 | 1.5 | 244 | 7 | 232 | 231 | 5 | 231 | 1056 | 8.1 |



Cristina Ciocan • Guard • Budapest, Hungary • 1,013 Career Points

| | GP | GS | Min | Avg | FG | FGA | Pct | 3FG | FGA | Pct | FT | FTA | Pct | Off | Def | Tot | Avg | PF | FO | A | TO | Blk | Stl | Pts | Avg |
|---------------|------------|------------|-------------|-------------|------------|------------|-------------|-----------|------------|-------------|------------|------------|-------------|------------|------------|------------|------------|------------|----------|------------|------------|-----------|------------|-------------|------------|
| 2000-01 | 28 | 18 | 556 | 19.9 | 31 | 83 | .373 | 2 | 15 | .133 | 9 | 16 | .563 | 12 | 47 | 59 | 2.1 | 56 | 2 | 81 | 78 | 7 | 39 | 73 | 2.6 |
| 2001-02 | 30 | 29 | 852 | 28.4 | 80 | 192 | .417 | 17 | 40 | .425 | 25 | 46 | .543 | 16 | 51 | 67 | 2.2 | 77 | 1 | 185 | 102 | 5 | 68 | 202 | 6.7 |
| 2002-03 | 31 | 31 | 1038 | 33.5 | 161 | 375 | .429 | 42 | 129 | .326 | 57 | 74 | .770 | 34 | 100 | 134 | 4.3 | 88 | 5 | 207 | 138 | 6 | 74 | 421 | 13.6 |
| 2003-04 | 27 | 26 | 893 | 33.1 | 127 | 316 | .402 | 36 | 110 | .327 | 27 | 40 | .675 | 40 | 98 | 138 | 5.1 | 69 | 0 | 142 | 133 | 7 | 46 | 317 | 11.7 |
| Career | 116 | 104 | 3339 | 28.8 | 399 | 966 | .413 | 97 | 294 | .330 | 118 | 176 | .670 | 102 | 296 | 398 | 3.4 | 290 | 8 | 615 | 451 | 25 | 227 | 1013 | 8.7 |



Christi Timmons • Forward • Pigeon Forge, Tenn. • 1,002 Career Points

| | GP | GS | Min | Avg | FG | FGA | Pct | 3FG | FGA | Pct | FT | FTA | Pct | Off | Def | Tot | Avg | PF | FO | A | TO | Blk | Stl | Pts | Avg |
|---------------|------------|-----------|-------------|-------------|------------|-------------|-------------|------------|------------|-------------|-----------|------------|-------------|-----------|------------|------------|------------|------------|----------|------------|------------|-----------|------------|-------------|------------|
| 1991-92 | 28 | 28 | 932 | 33.3 | 107 | 299 | .358 | 84 | 241 | .349 | 28 | 37 | .757 | 10 | 71 | 81 | 2.9 | 50 | 1 | 102 | 104 | 11 | 60 | 326 | 11.6 |
| 1992-93 | 26 | 15 | 532 | 20.5 | 46 | 146 | .315 | 30 | 111 | .270 | 12 | 14 | .857 | 10 | 28 | 38 | 1.5 | 35 | 1 | 39 | 38 | 7 | 41 | 134 | 5.2 |
| 1993-94 | 26 | 2 | 724 | 27.8 | 100 | 288 | .347 | 79 | 244 | .324 | 19 | 27 | .704 | 29 | 75 | 104 | 4.0 | 64 | 2 | 60 | 45 | 9 | 42 | 298 | 11.5 |
| 1994-95 | 27 | 27 | 874 | 32.4 | 90 | 281 | .320 | 46 | 198 | .232 | 18 | 38 | .474 | 33 | 83 | 116 | 4.3 | 65 | 4 | 84 | 56 | 9 | 61 | 244 | 9.0 |
| Career | 107 | 72 | 3062 | 28.6 | 343 | 1014 | .338 | 239 | 794 | .301 | 77 | 116 | .664 | 82 | 257 | 339 | 3.2 | 214 | 8 | 285 | 243 | 36 | 204 | 1002 | 9.4 |

Introduction

Staff

Players

11-12 Review

Records

History

The University

SOUTH CAROLINA HALL OF FAME

Sheila Foster (1979-82) Class of 1993

A 6-foot-1 center-forward, Sheila Foster rewrote the South Carolina women's record book during her tremendous career at USC and many of her records still stand today. The school's all-time leading scorer with 2,266 points, Foster established herself as one of the dominant power forwards in collegiate basketball. The Spartanburg, S.C., native started every game (134 games) during her four years. In addition, Foster holds the distinction of being the Gamecocks' all-time leading rebounder with 1,427 rebounds. During her four years, Foster averaged 16.9 points and 10.6 rebounds per game. As a senior, she averaged her career-high of 20.2 points and 10.9 boards per game.

In 1982, Sheila Foster became the first Gamecock woman to have her jersey number retired and in 1993, she was the first female athlete to be inducted into the then 41-member University of South Carolina Athletic Hall of Fame. On April 26, 2001, Foster was inducted into the South Carolina Hall of Fame.

Foster currently resides in Moore, S. C., near Spartanburg, with her daughter, India and son, Stacey Jr. Foster works as the living support specialist at the Charles Lea Center and regularly brings a youth group to the Gamecock home basketball games.



Katrina Anderson (1978-79) Class of 2003

Katrina Anderson played only two years at South Carolina, but went down in history as the Gamecocks' first women's basketball All-American when she received the honor in 1978-79. Anderson averaged 22.2 points per game in 1977-78 and came back to average 18.9 points per game in 1978-79. She remains the school record holder for points scored in a single season, as she scored 754 in 1977-78. She also holds the single-season school record for free throws attempted, rebounds, rebounding average and steals. Her career average of 20.5 points per game ranks as the second-highest mark in school history.

Anderson scored as many as 41 points in a single game and collected as many as 22 rebounds in a single game. To this day, her single-season marks for minutes played (1,267), points scored (754), scoring average (22.2), field goals made (306), field goals attempted (544), field goal percentage (.563), free throws made (142), free throws attempted (242) rebounds (436), rebounding average (12.8) and steals (126) still rank among the top 10 in school history.



Martha Parker (1986-89) Class of 1995

A 5-foot-9 forward/guard from Columbia's Hammond Academy, Martha Parker took home countless awards and posted impressive statistics during her four seasons as a Gamecock. Parker averaged 13.9 points and 5.9 rebounds a game and ranks fifth on the all-time South Carolina scoring list with 1,728 career points. Parker earned All-America honors from the American Women's Sports Federation in 1986-87 and was a Women's Basketball News Service All-America honoree in 1987-88 and 1988-89. Parker is second on South Carolina's all-time steals list with 284. Parker started all but two games during her South Carolina career (122 starts in 124 games).

In addition to her accomplishments on the court, Parker garnered numerous awards for her academic success as well. Parker was a member of the GTE Academic All-America Team in her last two years and was honored with the Baden Post-Graduate Scholarship in 1989.

During the 1999-2000 season, the SEC honored Dr. Martha Parker-Hester as USC's Female Entrepreneur of the Year at the 2000 SEC Tournament.

She and husband, Dr. Martin Hester, have a daughter, Corrie, and a son, Seth. A graduate of the USC Medical School, Parker is now in private family practice in Columbia with her husband.




Shannon Johnson (1993-96) Class of 2004

A 5-foot-7 guard from Hartsville, S.C., Shannon Johnson is South Carolina's second-leading scorer of all time with 2,230 career points, and is the only Gamecock ever to average more than 20 points per game for three consecutive seasons, as she averaged 23.5 points per game in her sophomore year of 1993-94, 23.9 points per game as a junior in 1994-95 and a school-record 24.7 points per game as a senior in 1995-96. Her career average of 20.4 points per game is also a school record by a wide margin. A three-time all-SEC performer, Johnson earned All-America recognition from the Associated Press in 1995-96 and was a finalist for the Wade Trophy.

Johnson was the starting point guard for Team USA at the 2004 Olympics in Athens, Greece, leading the squad to an undefeated run to the gold medal.

A WNBA All-Star in 1999, 2000, 2002 and 2003, Johnson was an All-WNBA selection in 1999 and 2000 and was one of 30 players nominated for a spot on the WNBA's All-Decade Team in 2006. She has scored as many as 35 points in a WNBA game and has dished out 12 assists on three different occasions in WNBA games.



Introduction

Staff

Players

11-12 Review

Records

History

The University

By Award

Hall of Fame Inductees

- 1993** Sheila Foster, University of South Carolina Athletics Hall of Fame (Player)
- 1995** Martha Parker, University of South Carolina Athletics Hall of Fame (Player)
- 2003** Katrina Anderson, University of South Carolina Athletics Hall of Fame (Player)
- 2004** Martha Parker, University of South Carolina Athletics Hall of Fame (Player)
- 2011** Dawn Staley, Philadelphia Sports Hall of Fame (Individual)
- 2012** Dawn Staley, Women's Basketball Hall of Fame (Player); Nikki McCray, Women's Basketball Hall of Fame (Player)

National Player of the Year

- 1981** Sheila Foster, Wade Trophy finalist
- 1982** Sheila Foster, Wade Trophy finalist
- 1996** Shannon Johnson, Naismith Award finalist
Shannon Johnson, Wade Trophy finalist
- 2003** Jocelyn Penn, Naismith Award finalist
Jocelyn Penn, Wade Trophy finalist

All-America

- 1979** Katrina Anderson, American Women's Sports Federation
- 1981** Sheila Foster, American Women's Sports Federation
- 1982** Sheila Foster, Women's Basketball News Service (2nd team), American Women's Sports Federation
- 1984** Brantley Southers, Women's Basketball News Service (1st team); Mindy Ballou, Women's Basketball News Service (4th team)
- 1985** Mindy Ballou, Women's Basketball News Service (3rd team); Renee Najarian, Women's Basketball News Service (4th team); Brantley Southers, Women's Basketball News Service (4th team), American Women's Sports Federation
- 1986** Mindy Ballou, Women's Basketball News Service (3rd team), American Women's Sports Federation; Brantley Southers, Women's Basketball News Service (2nd team), American Women's Sports Federation
- 1987** Martha Parker, American Women's Sports Federation
- 1988** Martha Parker, Women's Basketball News Service (2nd team)
- 1989** Schonna Banner, Women's Basketball News Service (honorable mention); Martha Parker, Women's Basketball News Service (1st team)
- 1990** Beth Hunt, Kodak (honorable mention), American Women's Sports Federation
- 1992** Marsha Williams, Women's Basketball News Service (2nd team), Basketball Times (honorable mention)
- 1993** Marsha Williams, Women's Basketball News Service (2nd team)
- 1996** Shannon Johnson, College Sports (2nd team), Women's Basketball News Service (2nd team), AP (3rd team), Kodak (honorable mention), WBCA College All-Star Team (finalist)
- 2002** Shaunzinski Gortman, Kodak (honorable mention), WBCA College All-Star Team
- 2003** Jocelyn Penn, U.S. Basketball Writers Association (1st team), AP (2nd team), Womenscollegehoops.com (honorable mention), WBCA College All-Star Team

Lowe's Senior CLASS Award

- 2003** Jocelyn Penn (1st team)

South Carolina's All-Americans



Katrina Anderson
(1979)



Mindy Ballou
(1984, 1985, 1986)



Schonna Banner
(1989)



Sheila Foster
(1981, 1982)



Shaun Gortman
(2002)



Beth Hunt
(1990)



Shannon Johnson
(1996)



Renee Najarian
(1985)



Martha Parker
(1987, 1988, 1989)



Jocelyn Penn
(2003)



Brantley Southers
(1984, 1985, 1986)



Marsha Williams
(1992, 1993)

Freshman All-America

- 1982** Brantley Southers, Women's Basketball News Service (2nd team), American Women's Sports Federation
- 1983** Sharon Gilmore, Women's Basketball News Service, American Women's Sports Federation
- 1984** Renee Najarian, Women's Basketball News Service
- 1986** Martha Parker, Women's Basketball News Service (3rd team), American Women's Sports Federation
- 1987** Schonna Banner, Women's Basketball News Service
- 1988** Karen Middleton, Women's Basketball News Service (honorable mention)
- 1992** Christi Timmons, Women's Basketball News Service (3rd team)
- 2010** Kelsey Bone, Full Court Press (1st team)

All-District

- 1985** Brantley Southers, Kodak
- 1986** Brantley Southers, Kodak
- 1989** Beth Hunt, Kodak
- 1990** Beth Hunt, Kodak

SEC Newcomer of the Year (1992-present)

- 2010** Kelsey Bone, AP

SEC Coach of the Year (1992-present)

- 2002** Susan Walvius (Coaches, AP)

ALL-TIME AWARDS



All-Southeastern Conference (1992-present)

| | |
|------|---|
| 1992 | Marsha Williams, Coaches (1st team) |
| 1993 | Marsha Williams, Coaches (2nd team) |
| 1994 | Shannon Johnson, Coaches (1st team) |
| 1995 | Shannon Johnson, Coaches (1st team) |
| 1996 | Shannon Johnson, Coaches (1st team) |
| 1997 | Nikki Miars, Coaches (2nd team) |
| 1998 | Annie Lester, Coaches (2nd team), AP (2nd team) |
| 1999 | Annie Lester, Coaches (2nd team) |
| 2001 | Teresa Geter, Coaches (2nd team); Shaunzinski Gortman, Coaches (2nd team) |
| 2002 | Shaunzinski Gortman, Coaches (1st team), AP (1st team); Jocelyn Penn, Coaches (1st team), AP (2nd team) |
| 2003 | Jocelyn Penn, Coaches (1st team), AP (1st team); Cristina Ciocan, AP (3rd team); Petra Ujhelyi, AP (3rd team) |
| 2006 | Melanie Johnson, Coaches (2nd team) |
| 2008 | Demetress Adams, Coaches (2nd team), AP (2nd team) |
| 2010 | Kelsey Bone, Coaches (2nd team), AP (2nd team); Valerie Nainima, Coaches (2nd team) |
| 2011 | Ieasia Walker, Coaches (2nd team), AP (Hon. Mention) |
| 2012 | Markeshia Grant, Coaches (2nd team), AP (Hon. Mention); La'Keisha Sutton, Coaches (2nd team), AP (Hon. Mention); Ieasia Walker, Coaches (2nd) |

SEC All-Defensive Team (1992-present)

| | |
|------|------------------|
| 2008 | Demetress Adams |
| 2012 | La'Keisha Sutton |

SEC All-Freshman Team (1992-present)

| | |
|------|------------------|
| 1997 | Annie Lester |
| 2004 | Lauren Simms |
| 2006 | Demetress Adams |
| 2009 | La'Keisha Sutton |
| 2010 | Kelsey Bone |
| 2012 | Aleighsa Welch |

SEC Community Service Team (1992-present)

| | |
|------|-------------------|
| 1999 | Lisa Williams |
| 2000 | Casie Key |
| 2001 | Shannon Segres |
| 2002 | Shannon Segres |
| 2003 | Kelly Morrone |
| 2004 | Lauren Simms |
| 2005 | Lauren Simms |
| 2006 | Shannel Harris |
| 2007 | Brionna Dickerson |
| 2008 | Brionna Dickerson |
| 2009 | Demetress Adams |
| 2010 | Jewel May |
| 2011 | Jewel May |
| 2012 | Courtney Newton |

Metro Conference Player of the Year (1984-91)

| | |
|------|-------------------|
| 1986 | Brantley Southers |
| 1988 | Martha Parker |
| 1989 | Martha Parker |
| 1990 | Beth Hunt |

Metro Conference Newcomer of the Year (1984-91)

| | |
|------|----------------|
| 1986 | Martha Parker |
| 1987 | Schonna Banner |

Metro Conference Coach of the Year (1984-91)

| | |
|------|--------------|
| 1985 | Nancy Wilson |
| 1991 | Nancy Wilson |

All-Metro Conference (1984-91)

| | |
|------|---|
| 1984 | Brantley Southers |
| 1985 | Brantley Southers |
| 1986 | Mindy Ballou; Sharon Gilmore; Brantley Southers |
| 1987 | Martha Parker |
| 1988 | Schonna Banner; Martha Parker |
| 1989 | Schonna Banner; Martha Parker |
| 1990 | Schonna Banner; Beth Hunt; Karen Middleton |
| 1991 | Karen Middleton; Marsha Williams |

Metro Conference All-Freshman Team (1984-91)

| | |
|------|-----------------|
| 1990 | Marsha Williams |
|------|-----------------|

Metro Conference Tournament MVP (1984-91)

| | |
|------|-------------------|
| 1986 | Brantley Southers |
| 1988 | Martha Parker |
| 1989 | Beth Hunt |

Metro Conference All-Tournament Team (1984-91)

| | |
|------|--|
| 1984 | Brantley Southers |
| 1985 | Brantley Southers |
| 1986 | Mindy Ballou; Brantley Southers |
| 1987 | Schonna Banner; Martha Parker |
| 1989 | Schonna Banner; Beth Hunt |
| 1990 | Schonna Banner; Beth Hunt; Karen Middleton |
| 1991 | Karen Middleton |

NCAA Tournament All-Region Team

| | |
|------|---|
| 2002 | Shaunzinski Gortman (East); Jocelyn Penn (East) |
|------|---|

NWIT All-American Team

| | |
|------|--------------------------------|
| 1979 | Katrina Anderson; Cheryl Autry |
|------|--------------------------------|

State of South Carolina Female Amateur Athlete of the Year

| | |
|------|-------------------|
| 1986 | Brantley Southers |
| 1989 | Martha Parker |
| 1991 | Marsha Williams |
| 1995 | Shannon Johnson |
| 2002 | Jocelyn Penn |

State of South Carolina Female Pro Athlete of the Year

| | |
|------|-----------------|
| 1999 | Shannon Johnson |
|------|-----------------|

S.C. Assoc. of Sportswriters & Broadcasters Player of the Year

| | |
|------|-------------------|
| 1985 | Brantley Southers |
| 1986 | Brantley Southers |
| 1989 | Martha Parker |

Introduction

Staff

Players

11-12 Review

Records

History

The University

Sportswoman of the Year

2009 Valerie Nainima, Fiji Sports Council

National Coach of the Year

2012 Dawn Staley, Black Coaches and Administrators (Female)

CoSIDA Academic All-America

1989 Martha Parker (3rd team)

CoSIDA Academic All-District III

1988 Martha Parker
 1989 Karen Middleton; Martha Parker
 1990 Karen Middleton
 1994 Nicki Bass
 2009 Brionna Dickerson

Postgraduate Scholarship Awards

1992 Treka McMillian, NCAA Women's Enhancement Program
 1994 Nicki Bass, Southeastern Conference H. Boyd McWhorter Postgraduate Scholarship (finalist)
 2009 Brionna Dickerson, Southeastern Conference Brad Davis Community Service Postgraduate Scholarship
 2011 Jewel May, NCAA Ethnic Minority and Women's Enhancement for Careers in Athletics
 2012 Courtney Newton, Southeastern Conference Brad Davis Community Service Postgraduate Scholarship (finalist)



Brionna Dickerson (2006-09) capped her career by earning the SEC Brad Davis Community Service Postgraduate Scholarship for her efforts both on the court and in the community.

SEC Academic Honor Roll (1992-present)

1992 Nicki Bass; Treka McMillian; Wendy Moss
 1993 Nicki Bass; Wendy Moss
 1994 Nicki Bass; Wendy Moss
 1997 Cindy Kelly; Audrey Ramsey; Lisa Williams
 1998 Shanta Jeffcoat; Lisa Williams
 1999 Shanta Jeffcoat; Casie Key; Lisa Williams
 2000 Crishna Hill; Shanta Jeffcoat; Casie Key; Shannon Segres
 2001 Crishna Hill; Kelly Morrone; Shannon Segres
 2002 Crishna Hill; Linda Höglund; Kelly Morrone; Shannon Segres; Petra Ujhelyi
 2003 Sarah Burgess (Freshman); Linda Höglund; Kelly Morrone; Petra Ujhelyi
 2004 Lea Fabbri (Freshman); Olga Gritsaeva; Shannel Harris (Freshman); Larissa Kulcsar (Freshman); Kelly Morrone; Lauren Simms (Freshman); Iva Sliskovic (Freshman)
 2005 Ilona Burgrova, (Freshman); Lea Fabbri; Olga Gritsaeva; Shannel Harris; Larissa Kulcsar; Lauren Simms; Iva Sliskovic; Lakesha Tolliver
 2006 Ilona Burgrova; Lea Fabbri; Brionna Dickerson (Freshman); Olga Gritsaeva; Shannel Harris; Larissa Kulcsar; Lauren Simms; Iva Sliskovic; Lakesha Tolliver
 2007 Demetress Adams; Stacy Booker; Ilona Burgrova; Brionna Dickerson; Lea Fabbri; Shannel Harris; Larissa Kulcsar; Lauren Simms; Iva Sliskovic; Lakesha Tolliver
 2008 Demetress Adams; Ilona Burgrova; Brionna Dickerson; Jordan Jones (Freshman); Jewel May (Freshman); Courtney Newton (Freshman); Lakesha Tolliver
 2009 Demetress Adams; Brionna Dickerson; Jewel May; Courtney Newton
 2010 Kelsey Bone (Freshman); Jewel May; Valerie Nainima; Courtney Newton
 2011 Jewel May; Valerie Nainima; Marah Strickland; Ebony Wilson
 2012 Shelbretta Ball (Freshman); Pamela Decheva (Freshman); Markeshia Grant; Tina Roy (Freshman); Imani Sellers; La'Keisha Sutton; Aleighsa Welch (Freshman); Ebony Wilson

Olympic Participation

2004 Shannon Johnson, Olympic Team (gold medal)
 2008 Dawn Staley, Olympic Team Asst. Coach (gold medal)
 2012 Ilona Burgrova, Czech Republic Olympic Team; Iva Sliskovic, Croatia Olympic Team

Other USA Basketball Participation

1981 Sheila Foster, World University Games
 1982 Brantley Southers, National Sports Festival Games
 1983 Sharon Gilmore, National Sports Festival Games
 1985 Nancy Wilson, National Sports Festival Games Head Coach
 1989 Beth Hunt, World University Games
 1990 Beth Hunt, National Team; Nancy Wilson, Select Team Asst. Coach
 1991 Nancy Wilson, World University Games Asst. Coach
 1992 Nancy Wilson, USA World Junior Olympic Team Head Coach
 1993 Shannon Johnson, Olympic Festival (gold medal)
 1995 Shannon Johnson, Robert Williams Jones Cup Team (bronze medal)
 1996 Shannon Johnson, Robert Williams Jones Cup Team (gold medal)
 1997 Shannon Johnson, World University Games
 2008 Dawn Staley, National Team Asst. Coach
 2009 Kelsey Bone, U19 FIBA World Championships (gold medal)
 2010 Dawn Staley, Select Team Co-Head Coach

ALL-TIME AWARDS

WNBA Draftees

- 2002** Shaunzinski Gortman, Charlotte (1st round, 9th pick); Teresa Geter, Washington (3rd round, 36th pick)
- 2003** Jocelyn Penn, Charlotte (1st round, 9th pick); Petra Ujhelyi, Phoenix (2nd round, 16th pick)

WNBA Careers

- Shaunzinski Gortman** Minnesota (2002-03), Washington (2004)
- Shannon Johnson** Orlando/Connecticut (1999-2003), San Antonio (2004-06), Detroit (2007), Houston (2008), Seattle (2009)
- Jocelyn Penn** Washington (2003), San Antonio (2004)
- Petra Ujhelyi** Detroit (2003)

SEC Entrepreneur Award (1992-present)

- 2000** Dr. Martha Parker

By Player

Demetress Adams

- 2006** SEC All-Freshman Team
- 2007** SEC Academic Honor Roll
- 2008** All-SEC, Coaches (2nd team), AP (2nd Team); SEC All-Defensive Team (Coaches); SEC Academic Honor Roll
- 2009** SEC Academic Honor Roll; SEC Community Service Team

Katrina Anderson

- 1979** All-America, American Women's Sports Foundation; NWIT All-American Team
- 2003** University of South Carolina Athletics Hall of Fame (Player)

Cheryl Autry

- 1979** NWIT All-American Team

Shelbretta Ball

- 2012** SEC Academic Honor Roll (First-Year)

Mindy Ballou

- 1984** All-America, Women's Basketball News Service (4th team)
- 1985** All-America, Women's Basketball News Service (3rd team)
- 1986** All-America, Women's Basketball News Service (3rd team), American Women's Sports Federation; All-Metro Conference; Metro Conference All-Tournament Team

Schonna Banner

- 1987** Freshman All-America, Women's Basketball News Service (1st team); Metro Conference Newcomer of the Year; Metro Conference All-Tournament Team
- 1988** All-Metro Conference
- 1989** All-America, Women's Basketball News Service (honorable mention); All-Metro Conference; Metro Conference All-Tournament Team
- 1990** All-Metro Conference; Metro Conference All-Tournament Team

Nicki Bass

- 1992** SEC Academic Honor Roll
- 1993** SEC Academic Honor Roll
- 1994** CoSIDA Academic All-District III; SEC H. Boyd McWhorter Postgraduate Scholarship (finalist); SEC Academic Honor Roll

Kelsey Bone

- 2009** U19 FIBA World Championships (gold medal), USA Basketball
- 2010** Freshman All-America, Full Court Press (1st team); SEC Newcomer of the Year, AP; All-SEC, Coaches (2nd team), AP (2nd team); SEC All-Freshman Team; SEC Freshman Academic Honor Roll

Stacy Booker

- 2007** SEC Academic Honor Roll

Sarah Burgess

- 2003** SEC Academic Honor Roll (Freshman)
- 2004** SEC Academic Honor Roll



Ilona Burgrova (2005-08) is one of three Gamecocks to play for her country at the Olympics.

Ilona Burgrova

- 2005** SEC Academic Honor Roll (Freshman)
- 2006** SEC Academic Honor Roll
- 2007** SEC Academic Honor Roll
- 2008** SEC Academic Honor Roll
- 2012** Olympic Team, Czech Republic

Cristina Ciocan

- 2003** All-SEC, AP (3rd team)

Pamela Decheva

- 2012** SEC Academic Honor Roll (First-Year)

Brionna Dickerson

- 2006** SEC Freshman Academic Honor Roll (Freshman)
- 2007** SEC Academic Honor Roll; SEC Community Service Team
- 2008** SEC Academic Honor Roll; SEC Community Service Team
- 2009** CoSIDA Academic All-District III; SEC Postgraduate Scholarship; SEC Academic Honor Roll



Lea Fabbri

- 2004 SEC Freshman Academic Honor Roll
- 2005 SEC Academic Honor Roll
- 2006 SEC Academic Honor Roll
- 2007 SEC Academic Honor Roll

Sheila Foster

- 1981 National Player of the Year, Wade Trophy (finalist); All-America, American Women's Sports Federation; World University Games Team, USA Basketball
- 1982 National Player of the Year, Wade Trophy (finalist); All-America, Women's Basketball News Service (2nd team), American Women's Sports Federation
- 1993 University of South Carolina Athletics Hall of Fame (Player)

Teresa Geter

- 2001 All-SEC, Coaches (2nd team)
- 2002 WNBA Draft, Washington (3rd round, 36th pick)

Sharon Gilmore

- 1983 Freshman All-America, Women's Basketball News Service (1st team), American Women's Sports Federation; National Sports Festival Games Team, USA Basketball
- 1986 All-Metro Conference

Shaunzinski Gortman

- 2001 All-SEC, Coaches (2nd team)
- 2002 All-America, Kodak (honorable mention); All-SEC, Coaches (1st team), AP (1st team); WBCA College All-Star Team; NCAA Tournament All-Region Team (East); WNBA Draft, Charlotte (1st round, 9th pick)
- WNBA Minnesota (2002-03), Washington (2004)

Markeshia Grant

- 2012 All-SEC, Coaches (2nd team), Associate Press (honorable mention); SEC Academic Honor Roll

Olga Gritsaeva

- 2004 SEC Academic Honor Roll
- 2005 SEC Academic Honor Roll
- 2006 SEC Academic Honor Roll

Shannel Harris

- 2004 SEC Freshman Academic Honor Roll (Freshman)
- 2005 SEC Academic Honor Roll
- 2006 SEC Academic Honor Roll; SEC Community Service Team
- 2007 SEC Academic Honor Roll

Crishna Hill

- 2000 SEC Academic Honor Roll
- 2001 SEC Academic Honor Roll
- 2002 SEC Academic Honor Roll

Linda Höglund

- 2002 SEC Academic Honor Roll
- 2003 SEC Academic Honor Roll

Beth Hunt

- 1989 All-Metro Conference; All-District III, Kodak; Metro Conference Tournament MVP; Metro Conference All-Tournament Team; World University Games Team, USA Basketball
- 1990 All-America, Kodak (honorable mention), American Women's Sports Federation; All-District III, Kodak; Metro Conference Player of the Year; All-Metro Conference; Metro Conference All-Tournament Team; National Team, USA Basketball

Shanta Jeffcoat

- 1998 SEC Academic Honor Roll
- 1999 SEC Academic Honor Roll
- 2000 SEC Academic Honor Roll

Melanie Johnson

- 2006 All-SEC, Coaches (2nd team)

Shannon Johnson

- 1993 Olympic Festival Team (gold medal), USA Basketball
- 1994 All-SEC (1st team)
- 1995 All-SEC (1st team); State of South Carolina Female Amateur Athlete of the Year; Robert Williams Jones Cup Team (bronze medal), USA Basketball
- 1996 National Player of the Year, Naismith Award (finalist), Wade Trophy (finalist); All-America, Women's Basketball News Service (2nd team), College Sports (2nd team), AP (3rd team), Kodak (honorable mention); WBCA College All-Star Team (finalist); All-SEC (1st team); Robert Williams Jones Cup Team (gold medal), USA Basketball
- 1997 USA Basketball, World University Games
- 1999 State of South Carolina Female Pro Athlete of the Year
- 2004 Olympic Team (gold medal), USA Basketball; University of South Carolina Athletics Hall of Fame (Player)
- WNBA Orlando/Connecticut (1999-2003), San Antonio (2004-06), Detroit (2007), Houston (2008), Seattle (2009)

Jordan Jones

- 2008 SEC Academic Honor Roll (Freshman)

Cindy Kelly

- 1997 SEC Academic Honor Roll

Casie Key

- 1999 SEC Academic Honor Roll
- 2000 SEC Academic Honor Roll; SEC Community Service Team

Larissa Kulcsar

- 2004 SEC Academic Honor Roll (Freshman)
- 2005 SEC Academic Honor Roll
- 2006 SEC Academic Honor Roll
- 2007 SEC Academic Honor Roll

Introduction

Staff

Players

11-12 Review

Records




History

The University



ALL-TIME AWARDS



Annie Lester

- 1997 SEC All-Freshman Team
1998 All-SEC, Coaches (2nd team), AP (2nd team)
1999 All-SEC, Coaches (2nd team)

Jewel May

- 2008 SEC Academic Honor Roll (Freshman)
2009 SEC Academic Honor Roll
2010 SEC Academic Honor Roll; SEC Community Service Team
2011 NCAA Ethnic Minority and Women's Enhancement Postgraduate Scholarship for Careers in Athletics; SEC Community Service Team; SEC Academic Honor Roll

Nikki McCray (Assistant Coach 2008-present)

- 2012 Women's Basketball Hall of Fame (Player)

Treka McMillian

- 1992 SEC Academic Honor Roll; NCAA Women's Enhancement Program Post-Graduate Scholarship

Nikki Miars

- 1997 All-SEC, Coaches (2nd team)

Karen Middleton

- 1988 Freshman All-America, Women's Basketball News Service (honorable mention)
1989 CoSIDA Academic All-District III
1990 All-Metro Conference; Metro Conference All-Tournament Team; CoSIDA Academic All-District III
1991 All-Metro Conference; Metro Conference All-Tournament Team

Kelly Morrone

- 2001 SEC Academic Honor Roll (Freshman)
2002 SEC Academic Honor Roll
2003 SEC Academic Honor Roll; SEC Community Service Team
2004 SEC Academic Honor Roll

Wendy Moss

- 1992 SEC Academic Honor Roll
1993 SEC Academic Honor Roll
1994 SEC Academic Honor Roll

Valerie Nainima

- 2009 Fiji Sports Council Sportswoman of the Year
2010 All-SEC, Coaches (2nd team); SEC Academic Honor Roll
2011 SEC Academic Honor Roll

Renee Najarian

- 1984 Freshman All-America, Women's Basketball News Service (1st team)
1985 All-America, Women's Basketball News Service (4th team)

Courtney Newton

- 2008 SEC Freshman Academic Honor Roll
2009 SEC Academic Honor Roll
2010 SEC Academic Honor Roll
2012 SEC Brad Davis Community Service Postgraduate Scholarship (finalist); SEC Community Service Team

Martha Parker

- 1986 Freshman All-America, Women's Basketball News Service (3rd team), American Women's Sports Federation; Metro Conference Newcomer of the Year
1987 All-America, American Women's Sports Federation; All-Metro Conference; Metro Conference All-Tournament Team
1988 All-America, Women's Basketball News Service (2nd team); Metro Conference Player of the Year; All-Metro Conference; Metro Conference Tournament MVP; CoSIDA Academic All-District III
1989 All-America, Women's Basketball News Service (1st team); Player of the Year, Metro Conference, South Carolina Association of Sportswriters & Broadcasters; State of South Carolina Female Amateur Athlete of the Year; CoSIDA Academic All-America (3rd team); CoSIDA Academic All-District III
1995 University of South Carolina Athletics Hall of Fame (Player)
2000 SEC Entrepreneur Award

Jocelyn Penn

- 2002 All-SEC, Coaches (1st team), AP (2nd team); NCAA Tournament All-Region Team (East); State of South Carolina Female Amateur Athlete of the Year
2003 National Player of the Year, Naismith Award (finalist), Wade Trophy (finalist); All-America, USBWA (1st team), AP (2nd team); Womenscollegehoops.com (honorable mention); WBCA College All-Star Team; All-SEC, Coaches (1st team), AP (1st team); Lowe's Senior CLASS Award; WNBA Draft, Charlotte (1st round, 9th pick)
WNBA Washington (2003), San Antonio (2004)

Audrey Ramsey

- 1997 SEC Academic Honor Roll

Tina Roy

- 2012 SEC Academic Honor Roll (First-Year)

Shannon Segres

- 2000 SEC Academic Honor Roll
2001 SEC Academic Honor Roll; SEC Community Service Team
2002 SEC Academic Honor Roll; SEC Community Service Team

Imani Sellers

- 2012 SEC Academic Honor Roll

Lauren Simms

- 2004 SEC All-Freshman Team; SEC Academic Honor Roll (Freshman); SEC Community Service Team
2005 SEC Academic Honor Roll; SEC Community Service Team
2006 SEC Academic Honor Roll
2007 SEC Academic Honor Roll

Iva Sliskovic

- 2004 SEC Academic Honor Roll (Freshman)
- 2005 SEC Academic Honor Roll
- 2006 SEC Academic Honor Roll
- 2007 SEC Academic Honor Roll
- 2012 Olympic Team, Croatia

Brantley Southers

- 1982 Freshman All-America, Women's Basketball News Service (2nd team), American Women's Sports Federation; National Sports Festival Games Team, USA Basketball
- 1984 All-America, Women's Basketball News Service (1st team); All-Metro Conference; Metro Conference All-Tournament Team
- 1985 All-America, Women's Basketball News Service (4th team), American Women's Sports Federation; All-District III, Kodak; All-Metro Conference; Player of the Year, S.C. Association of Sportswriters and Broadcasters; Metro Conference All-Tournament Team
- 1986 All-America, Women's Basketball News Service (2nd team), American Women's Sports Federation; All-District III, Kodak; Player of the Year, Metro Conference, South Carolina Association of Sportswriters & Broadcasters; All-Metro Conference; Metro Conference Tournament MVP; Metro Conference All-Tournament Team; State of South Carolina Female Amateur Athlete of the Year

Dawn Staley (Head Coach 2008-present)

- 2008 National Team Assistant Coach, USA Basketball; Olympic Team Assistant Coach (gold medal), USA Basketball
- 2010 USA Basketball, Select Team Co-Head Coach
- 2011 Philadelphia Sports Hall of Fame (Individual)
- 2012 Women's Basketball Hall of Fame (Player); Female Coach of the Year (Black Coaches and Administrators)

Marah Strickland

- 2011 SEC Academic Honor Roll

La'Keisha Sutton

- 2009 SEC All-Freshman Team
- 2012 All-SEC, Coaches (2nd team), Associated Press (honorable mention); SEC All-Defensive Team; SEC Academic Honor Roll

Christi Timmons

- 1992 Freshman All-America, Women's Basketball News Service (3rd team)

Lakesha Tolliver

- 2005 SEC Freshman Academic Honor Roll
- 2006 SEC Academic Honor Roll
- 2007 SEC Academic Honor Roll
- 2008 SEC Academic Honor Roll

Petra Ujhelyi

- 2002 SEC Academic Honor Roll
- 2003 All-SEC, AP (3rd team); SEC Academic Honor Roll; WNBA Draft, Phoenix (2nd round, 36th pick)
- WNBA Detroit (2003)

Ieasia Walker

- 2011 All-SEC, Coaches (2nd team), AP (honorable mention)
- 2012 All-SEC, Coaches (2nd team)

Susan Walvius (Head Coach 1998-2008)

- 2002 SEC Coach of the Year, Coaches, AP

Aleighsa Welch

- 2012 SEC All-Freshman Team; SEC Academic Honor Roll (First-Year)

Lisa Williams

- 1997 SEC Academic Honor Roll
- 1998 SEC Academic Honor Roll
- 1999 SEC Academic Honor Roll; SEC Community Service Team

Marsha Williams

- 1990 Metro Conference All-Freshman Team
- 1991 All-Metro Conference; State of South Carolina Female Amateur Athlete of the Year
- 1992 All-America, Women's Basketball News Service (2nd team), Basketball Times (honorable mention); All-SEC, Coaches (1st team)
- 1993 All-America, Women's Basketball News Service (2nd team); All-SEC, Coaches (2nd team)

Ebony Wilson

- 2011 SEC Academic Honor Roll
- 2012 SEC Academic Honor Roll

Nancy Wilson (Head Coach 1985-97)

- 1985 Coach of the Year, Metro Conference; National Sports Festival Games Head Coach, USA Basketball
- 1990 Select Team Assistant Coach, USA Basketball
- 1991 Coach of the Year, Metro Conference; World University Games Assistant Coach, USA Basketball
- 1992 USA World Junior Olympic Team Head Coach, USA Basketball

Introduction

Staff

Players

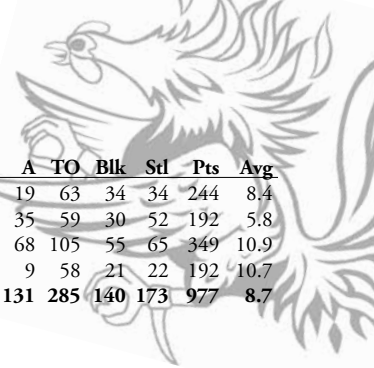
11-12 Review

Records

History

The University

ALL-TIME LETTERWINNER STATS



Adams, Demetress

| Season | GP | GS | Min | Avg | FG | FGA | Pct | 3FG | FGA | Pct | FT | FTA | Pct | Off | Def | Tot | Avg | PF | FO | A | TO | Blk | Stl | Pts | Avg |
|---------------|------------|-----------|-------------|-------------|------------|------------|-------------|----------|----------|-------------|------------|------------|-------------|------------|------------|------------|------------|------------|-----------|------------|------------|------------|------------|------------|------------|
| 2005-06 | 29 | 12 | 569 | 19.6 | 94 | 158 | .595 | 0 | 3 | .000 | 56 | 83 | .675 | 63 | 83 | 146 | 5.0 | 63 | 0 | 19 | 63 | 34 | 34 | 244 | 8.4 |
| 2006-07 | 33 | 23 | 656 | 19.9 | 79 | 157 | .503 | 0 | 0 | .000 | 34 | 78 | .436 | 71 | 103 | 174 | 5.3 | 91 | 4 | 35 | 59 | 30 | 52 | 192 | 5.8 |
| 2007-08 | 32 | 32 | 923 | 28.8 | 139 | 263 | .529 | 0 | 1 | .000 | 71 | 124 | .573 | 94 | 192 | 286 | 8.9 | 102 | 7 | 68 | 105 | 55 | 65 | 349 | 10.9 |
| 2008-09 | 18 | 18 | 504 | 28.0 | 77 | 149 | .517 | 1 | 3 | .333 | 37 | 50 | .740 | 46 | 84 | 130 | 7.2 | 46 | 1 | 9 | 58 | 21 | 22 | 192 | 10.7 |
| Career | 112 | 85 | 2652 | 23.7 | 389 | 727 | .535 | 1 | 7 | .143 | 198 | 335 | .591 | 274 | 462 | 736 | 6.6 | 302 | 12 | 131 | 285 | 140 | 173 | 977 | 8.7 |

Adams, Pam

| Season | GP | GS | Min | Avg | FG | FGA | Pct | 3FG | FGA | Pct | FT | FTA | Pct | Off | Def | Tot | Avg | PF | FO | A | TO | Blk | Stl | Pts | Avg |
|---------|----|----|-----|-----|----|-----|------|-----|-----|-----|----|-----|------|-----|-----|-----|-----|----|----|----|----|-----|-----|-----|-----|
| 1977-78 | 18 | 3 | | | 12 | 45 | .267 | | | | 6 | 12 | .500 | | | 25 | 1.4 | 32 | 2 | 22 | 47 | 1 | 27 | 30 | 1.7 |

Ajanovic, Ines

| Season | GP | GS | Min | Avg | FG | FGA | Pct | 3FG | FGA | Pct | FT | FTA | Pct | Off | Def | Tot | Avg | PF | FO | A | TO | Blk | Stl | Pts | Avg |
|---------------|-----------|-----------|------------|-------------|------------|------------|-------------|-----------|------------|-------------|-----------|-----------|-------------|-----------|------------|------------|------------|-----------|----------|-----------|------------|----------|-----------|------------|------------|
| 1998-99 | 4 | 0 | 19 | 4.8 | 2 | 7 | .286 | 0 | 0 | — | 4 | 4 | 1.000 | 1 | 1 | 2 | 0.5 | 2 | 0 | 0 | 4 | 1 | 0 | 8 | 2.0 |
| 1999-2000 | 28 | 6 | 357 | 12.8 | 34 | 96 | .354 | 16 | 53 | .302 | 10 | 21 | .476 | 24 | 37 | 61 | 2.2 | 31 | 1 | 23 | 35 | 0 | 12 | 94 | 3.4 |
| 2000-01 | 26 | 1 | 275 | 10.6 | 35 | 75 | .467 | 13 | 26 | .500 | 16 | 29 | .552 | 29 | 46 | 75 | 2.9 | 31 | 0 | 16 | 34 | 1 | 9 | 99 | 3.8 |
| 2001-02 | 28 | 4 | 262 | 9.4 | 40 | 97 | .412 | 6 | 27 | .222 | 14 | 25 | .560 | 23 | 28 | 51 | 1.8 | 26 | 0 | 12 | 32 | 3 | 5 | 100 | 3.6 |
| Career | 86 | 11 | 913 | 10.6 | 111 | 275 | .404 | 35 | 106 | .330 | 44 | 79 | .557 | 77 | 112 | 189 | 2.2 | 90 | 1 | 51 | 105 | 5 | 26 | 301 | 3.5 |

Allen, Philicia

| Season | GP | GS | Min | Avg | FG | FGA | Pct | 3FG | FGA | Pct | FT | FTA | Pct | Off | Def | Tot | Avg | PF | FO | A | TO | Blk | Stl | Pts | Avg |
|---------------|-----------|-----------|------------|-------------|------------|------------|-------------|-----|-----|-----|-----------|-----------|-------------|-----|-----|------------|------------|-----------|----------|-----------|-----------|-----------|-----------|------------|------------|
| 1980-81 | 29 | 6 | 369 | 12.7 | 75 | 157 | .478 | | | | 21 | 40 | .525 | | | 116 | 4.0 | 60 | 4 | 2 | 51 | 32 | 24 | 171 | 5.9 |
| 1981-82 | 15 | 11 | 257 | 17.1 | 44 | 98 | .449 | | | | 12 | 24 | .500 | | | 82 | 5.5 | 23 | 0 | 11 | 40 | 18 | 15 | 100 | 6.7 |
| Career | 44 | 17 | 626 | 14.2 | 119 | 255 | .467 | | | | 33 | 64 | .516 | | | 198 | 4.5 | 83 | 4 | 13 | 91 | 50 | 39 | 271 | 6.2 |

Anaz, Nihan

| Season | GP | GS | Min | Avg | FG | FGA | Pct | 3FG | FGA | Pct | FT | FTA | Pct | Off | Def | Tot | Avg | PF | FO | A | TO | Blk | Stl | Pts | Avg |
|---------|----|----|-----|------|----|-----|------|-----|-----|------|----|-----|------|-----|-----|-----|-----|----|----|----|----|-----|-----|-----|-----|
| 2000-01 | 28 | 13 | 733 | 26.2 | 96 | 228 | .421 | 18 | 57 | .316 | 46 | 68 | .979 | 30 | 30 | 60 | 2.1 | 55 | 2 | 68 | 81 | 1 | 17 | 256 | 9.1 |

Anderson, Katrina

| Season | GP | GS | Min | Avg | FG | FGA | Pct | 3FG | FGA | Pct | FT | FTA | Pct | Off | Def | Tot | Avg | PF | FO | A | TO | Blk | Stl | Pts | Avg |
|---------------|-----------|-----------|-----|-----|------------|-------------|-------------|-----|-----|-----|------------|------------|-------------|-----|-----|------------|-------------|------------|----------|-----------|-----------|-----------|------------|-------------|-------------|
| 1977-78 | 34 | 34 | | | 306 | 544 | .563 | | | | 142 | 242 | .587 | | | 434 | 12.8 | 105 | 3 | 41 | 98 | 23 | 58 | 754 | 22.2 |
| 1978-79 | 37 | | | | 283 | 540 | .524 | | | | 134 | 195 | .687 | | | 371 | 10.0 | | | | | 29 | 126 | 700 | 18.9 |
| Career | 71 | 34 | | | 589 | 1084 | .543 | | | | 276 | 437 | .632 | | | 805 | 11.3 | 105 | 3 | 41 | 98 | 52 | 184 | 1454 | 20.5 |

Attaway, Cindy

| Season | GP | GS | Min | Avg | FG | FGA | Pct | 3FG | FGA | Pct | FT | FTA | Pct | Off | Def | Tot | Avg | PF | FO | A | TO | Blk | Stl | Pts | Avg |
|---------|----|----|-----|-----|----|-----|------|-----|-----|-----|----|-----|------|-----|-----|-----|-----|----|----|---|----|-----|-----|-----|-----|
| 1975-76 | 1 | | | | 0 | 1 | .000 | | | | 0 | 0 | .000 | | | 0 | 0.0 | | | | | | | 0 | 0.0 |

Autry, Cheryl

| Season | GP | GS | Min | Avg | FG | FGA | Pct | 3FG | FGA | Pct | FT | FTA | Pct | Off | Def | Tot | Avg | PF | FO | A | TO | Blk | Stl | Pts | Avg |
|---------------|-----------|----|-----|-----|------------|------------|-------------|-----|-----|-----|-----------|------------|-------------|-----|-----|------------|------------|-----------|----------|------------|-----------|----------|-----------|------------|------------|
| 1978-79 | 37 | | | | 80 | 201 | .398 | | | | 23 | 51 | .451 | | | 56 | 1.5 | | | 151 | | | | 183 | 4.9 |
| 1979-80 | 34 | | | | 99 | 232 | .427 | | | | 32 | 53 | .604 | | | 45 | 1.3 | 73 | 2 | 84 | 61 | 5 | 54 | 230 | 6.8 |
| Career | 71 | | | | 179 | 433 | .413 | | | | 55 | 104 | .529 | | | 101 | 1.4 | 73 | 2 | 235 | 61 | 5 | 54 | 413 | 5.8 |

Ballou, Mindy

| Season | GP | GS | Min | Avg | FG | FGA | Pct | 3FG | FGA | Pct | FT | FTA | Pct | Off | Def | Tot | Avg | PF | FO | A | TO | Blk | Stl | Pts | Avg |
|---------------|------------|-----------|-------------|-------------|------------|-------------|-------------|-----|-----|-----|------------|------------|-------------|-----|-----|------------|------------|------------|-----------|------------|------------|-----------|------------|-------------|-------------|
| 1982-83 | 28 | 5 | 77 | 15.4 | 54 | 130 | .415 | | | | 26 | 38 | .684 | | | 50 | 1.8 | 35 | 0 | 40 | 64 | 3 | 12 | 134 | 4.8 |
| 1983-84 | 30 | 30 | 1053 | 35.1 | 137 | 261 | .525 | | | | 55 | 75 | .733 | | | 77 | 2.6 | 71 | 2 | 219 | 132 | 3 | 42 | 329 | 11.0 |
| 1984-85 | 27 | 26 | 950 | 35.2 | 114 | 244 | .467 | | | | 51 | 70 | .729 | | | 76 | 2.8 | 83 | 5 | 162 | 94 | 2 | 51 | 279 | 10.3 |
| 1985-86 | 30 | 30 | 1116 | 37.2 | 189 | 423 | .447 | | | | 79 | 97 | .814 | | | 96 | 3.2 | 62 | 3 | 174 | 114 | 2 | 65 | 457 | 15.2 |
| Career | 115 | 91 | 3196 | 27.8 | 494 | 1058 | .467 | | | | 211 | 280 | .754 | | | 299 | 2.6 | 251 | 10 | 595 | 404 | 10 | 170 | 1199 | 10.4 |

Banner, Schonna

| Season | GP | GS | Min | Avg | FG | FGA | Pct | 3FG | FGA | Pct | FT | FTA | Pct | Off | Def | Tot | Avg | PF | FO | A | TO | Blk | Stl | Pts | Avg |
|---------------|------------|------------|-------------|-------------|------------|-------------|-------------|----------|----------|----------|------------|------------|-------------|------------|------------|------------|------------|------------|----------|-----------|------------|------------|------------|-------------|-------------|
| 1986-87 | 29 | 19 | 864 | 29.8 | 183 | 350 | .523 | | | | 68 | 94 | .723 | | | 182 | 6.3 | 81 | 2 | 11 | 52 | 17 | 23 | 434 | 15.0 |
| 1987-88 | 33 | 31 | 996 | 30.2 | 219 | 415 | .528 | 0 | 0 | — | 67 | 105 | .638 | 79 | 161 | 240 | 7.3 | 94 | 3 | 19 | 39 | 32 | 36 | 505 | 15.3 |
| 1988-89 | 30 | 30 | 891 | 29.7 | 192 | 344 | .558 | 0 | 0 | — | 51 | 80 | .638 | 71 | 154 | 225 | 7.5 | 89 | 3 | 23 | 44 | 29 | 39 | 435 | 14.5 |
| 1989-90 | 33 | 33 | 1051 | 31.8 | 181 | 317 | .571 | 0 | 0 | — | 55 | 82 | .671 | 80 | 174 | 254 | 7.7 | 90 | 1 | 35 | 48 | 25 | 36 | 417 | 12.6 |
| Career | 125 | 113 | 3802 | 30.4 | 775 | 1426 | .543 | 0 | 0 | — | 241 | 361 | .668 | 230 | 489 | 901 | 7.2 | 354 | 9 | 88 | 183 | 103 | 134 | 1791 | 14.3 |

Bass, Nikki

| Season | GP | GS | Min | Avg | FG | FGA | Pct | 3FG | FGA | Pct | FT | FTA | Pct | Off | Def | Tot | Avg | PF | FO | A | TO | Blk | Stl | Pts | Avg |
|---------------|------------|-----------|-------------|-------------|------------|------------|-------------|------------|------------|-------------|------------|------------|-------------|-----------|-----------|------------|------------|------------|----------|------------|------------|----------|-----------|------------|------------|
| 1990-91 | 28 | 0 | 401 | 14.3 | 44 | 115 | .383 | 32 | 83 | .386 | 13 | 20 | .650 | 9 | 14 | 23 | 0.8 | 40 | 0 | 22 | 31 | 0 | 13 | 133 | 4.8 |
| 1991-92 | 28 | 26 | 857 | 30.6 | 52 | 164 | .317 | 31 | 92 | .337 | 81 | 196 | .413 | 13 | 40 | 53 | 1.9 | 82 | 2 | 96 | 137 | 3 | 33 | 216 | 7.7 |
| 1992-93 | 27 | 12 | 477 | 17.7 | 38 | 140 | .271 | 29 | 112 | .259 | 22 | 32 | .688 | 12 | 20 | 32 | 1.2 | 33 | 0 | 34 | 33 | 0 | 15 | 127 | 4.7 |
| 1993-94 | 27 | 26 | 634 | 23.5 | 70 | 210 | .333 | 60 | 183 | .328 | 35 | 40 | .875 | 12 | 17 | 29 | 1.1 | 54 | 2 | 36 | 36 | 0 | 16 | 235 | 8.7 |
| Career | 110 | 64 | 2369 | 21.5 | 204 | 629 | .324 | 152 | 470 | .323 | 151 | 288 | .524 | 46 | 91 | 137 | 1.2 | 209 | 4 | 188 | 237 | 3 | 77 | 711 | 6.5 |

Introduction

Staff

Players

11-12 Review

Records

History

The University

ALL-TIME LETTERWINNER STATS

Belcher, Shannon

| Season | GP | GS | Min | Avg | FG | FGA | Pct | 3FG | FGA | Pct | FT | FTA | Pct | Off | Def | Tot | Avg | PF | FO | A | TO | Blk | Stl | Pts | Avg |
|---------|----|----|-----|-----|----|-----|------|-----|-----|-----|----|-----|------|-----|-----|-----|-----|----|----|---|----|-----|-----|-----|-----|
| 1983-84 | 7 | 0 | 15 | 2.1 | 1 | 4 | .250 | | | | 0 | 1 | .000 | | | 3 | 0.4 | 2 | 0 | 0 | 2 | 1 | 1 | 2 | 0.3 |

Bell, Darcell

| Season | GP | GS | Min | Avg | FG | FGA | Pct | 3FG | FGA | Pct | FT | FTA | Pct | Off | Def | Tot | Avg | PF | FO | A | TO | Blk | Stl | Pts | Avg |
|---------|----|----|-----|-----|----|-----|------|-----|-----|-----|----|-----|------|-----|-----|-----|-----|----|----|---|----|-----|-----|-----|-----|
| 1977-78 | 17 | 0 | | | 11 | 35 | .314 | | | | 5 | 7 | .714 | | | 14 | 0.8 | 10 | 0 | 5 | 22 | 0 | 7 | 27 | 1.6 |

Billingslea, Ashlie

| Season | GP | GS | Min | Avg | FG | FGA | Pct | 3FG | FGA | Pct | FT | FTA | Pct | Off | Def | Tot | Avg | PF | FO | A | TO | Blk | Stl | Pts | Avg |
|---------|----|----|-----|------|----|-----|------|-----|-----|------|----|-----|------|-----|-----|-----|-----|----|----|----|----|-----|-----|-----|-----|
| 2007-08 | 14 | 0 | 166 | 11.9 | 8 | 45 | .178 | 1 | 11 | .091 | 8 | 13 | .615 | 3 | 17 | 20 | 1.4 | 33 | 1 | 21 | 40 | 0 | 9 | 25 | 1.8 |

Bone, Kelsey

| Season | GP | GS | Min | Avg | FG | FGA | Pct | 3FG | FGA | Pct | FT | FTA | Pct | Off | Def | Tot | Avg | PF | FO | A | TO | Blk | Stl | Pts | Avg |
|---------|----|----|-----|------|-----|-----|------|-----|-----|------|----|-----|------|-----|-----|-----|-----|----|----|----|----|-----|-----|-----|------|
| 2009-10 | 29 | 27 | 862 | 29.7 | 164 | 367 | .447 | 1 | 4 | .250 | 77 | 116 | .664 | 82 | 186 | 268 | 9.2 | 77 | 1 | 28 | 90 | 19 | 25 | 406 | 14.0 |

Booker, Stacy

| Season | GP | GS | Min | Avg | FG | FGA | Pct | 3FG | FGA | Pct | FT | FTA | Pct | Off | Def | Tot | Avg | PF | FO | A | TO | Blk | Stl | Pts | Avg |
|---------|-----|----|------|------|-----|-----|------|-----|-----|------|----|-----|------|-----|-----|-----|-----|-----|----|-----|-----|-----|-----|-----|-----|
| 2003-04 | 19 | 0 | 142 | 7.5 | 13 | 42 | .310 | 6 | 26 | .231 | 6 | 10 | .600 | 4 | 7 | 11 | 0.6 | 15 | 1 | 3 | 6 | 2 | 8 | 38 | 2.0 |
| 2004-05 | 29 | 12 | 709 | 24.4 | 86 | 247 | .348 | 35 | 116 | .302 | 39 | 58 | .672 | 43 | 65 | 108 | 3.7 | 46 | 0 | 50 | 57 | 0 | 26 | 246 | 8.5 |
| 2005-06 | 28 | 0 | 540 | 19.3 | 79 | 223 | .354 | 38 | 122 | .311 | 16 | 29 | .552 | 18 | 51 | 69 | 2.5 | 33 | 0 | 49 | 45 | 2 | 23 | 212 | 7.6 |
| 2006-07 | 32 | 20 | 661 | 20.7 | 102 | 284 | .359 | 40 | 154 | .260 | 25 | 31 | .806 | 29 | 61 | 90 | 2.8 | 48 | 1 | 60 | 59 | 3 | 30 | 269 | 8.4 |
| Career | 108 | 32 | 2052 | 19.0 | 280 | 796 | .352 | 119 | 418 | .285 | 86 | 128 | .672 | 94 | 184 | 278 | 2.6 | 142 | 2 | 162 | 167 | 7 | 87 | 765 | 7.1 |

Brewer, Kayla

| Season | GP | GS | Min | Avg | FG | FGA | Pct | 3FG | FGA | Pct | FT | FTA | Pct | Off | Def | Tot | Avg | PF | FO | A | TO | Blk | Stl | Pts | Avg |
|---------|----|----|-----|------|----|-----|------|-----|-----|-----|----|-----|------|-----|-----|-----|-----|----|----|---|----|-----|-----|-----|-----|
| 2010-11 | 7 | 0 | 97 | 13.9 | 4 | 9 | .444 | 0 | 0 | — | 1 | 6 | .167 | 10 | 12 | 22 | 3.1 | 13 | 0 | 0 | 5 | 6 | 0 | 9 | 1.3 |

Bruner, Ashley

| Season | GP | GS | Min | Avg | FG | FGA | Pct | 3FG | FGA | Pct | FT | FTA | Pct | Off | Def | Tot | Avg | PF | FO | A | TO | Blk | Stl | Pts | Avg |
|---------|----|----|------|------|-----|-----|------|-----|-----|------|-----|-----|------|-----|-----|-----|-----|-----|----|----|-----|-----|-----|-----|-----|
| 2009-10 | 27 | 0 | 304 | 11.3 | 25 | 59 | .424 | 0 | 1 | .000 | 17 | 36 | .472 | 38 | 38 | 76 | 2.8 | 32 | 1 | 5 | 27 | 9 | 12 | 67 | 2.5 |
| 2010-11 | 33 | 8 | 727 | 22.0 | 116 | 215 | .540 | 0 | 0 | — | 44 | 88 | .500 | 98 | 77 | 175 | 5.3 | 64 | 1 | 21 | 55 | 21 | 24 | 276 | 8.4 |
| 2011-12 | 35 | 3 | 772 | 22.1 | 100 | 225 | .444 | 0 | 0 | — | 53 | 138 | .384 | 96 | 87 | 183 | 5.2 | 69 | 0 | 39 | 54 | 25 | 47 | 253 | 7.2 |
| Career | 95 | 11 | 1803 | 19.0 | 241 | 499 | .483 | 0 | 1 | .000 | 114 | 262 | .435 | 232 | 202 | 434 | 4.6 | 165 | 2 | 65 | 136 | 55 | 83 | 596 | 6.3 |

Buck, Tina

| Season | GP | GS | Min | Avg | FG | FGA | Pct | 3FG | FGA | Pct | FT | FTA | Pct | Off | Def | Tot | Avg | PF | FO | A | TO | Blk | Stl | Pts | Avg |
|---------|----|----|-----|-----|----|-----|------|-----|-----|-----|----|-----|------|-----|-----|-----|-----|----|----|---|----|-----|-----|-----|-----|
| 1981-82 | 7 | 0 | 52 | 7.4 | 5 | 14 | .357 | | | | 0 | 1 | .000 | | | 4 | 0.7 | 1 | 0 | 4 | 6 | 0 | 0 | 10 | 1.4 |

Burgess, Sarah

| Season | GP | GS | Min | Avg | FG | FGA | Pct | 3FG | FGA | Pct | FT | FTA | Pct | Off | Def | Tot | Avg | PF | FO | A | TO | Blk | Stl | Pts | Avg |
|---------|----|----|------|------|-----|-----|-------|-----|-----|------|----|-----|------|-----|-----|-----|-----|----|----|----|----|-----|-----|-----|-----|
| 2002-03 | 28 | 0 | 511 | 18.3 | 60 | 147 | .408 | 35 | 103 | .340 | 32 | 47 | .681 | 30 | 39 | 69 | 2.5 | 31 | 0 | 26 | 30 | 1 | 32 | 187 | 6.7 |
| 2003-04 | 26 | 4 | 581 | 22.3 | 63 | 192 | .328 | 37 | 130 | .285 | 27 | 42 | .643 | 31 | 60 | 91 | 3.5 | 47 | 2 | 49 | 41 | 4 | 41 | 190 | 7.3 |
| 2004-05 | 2 | 0 | 46 | 2.3 | 4 | 17 | .235 | 1 | 13 | .077 | 3 | 5 | .600 | 2 | 5 | 7 | 3.5 | 5 | 0 | 5 | 6 | 0 | 3 | 12 | 6.0 |
| Career | 56 | 4 | 1138 | 20.3 | 127 | 356 | .3567 | 73 | 246 | .297 | 62 | 94 | .660 | 63 | 104 | 167 | 3.0 | 83 | 2 | 80 | 77 | 5 | 76 | 389 | 6.9 |

Burgrova, Ilona

| Season | GP | GS | Min | Avg | FG | FGA | Pct | 3FG | FGA | Pct | FT | FTA | Pct | Off | Def | Tot | Avg | PF | FO | A | TO | Blk | Stl | Pts | Avg |
|---------|-----|----|------|------|-----|-----|------|-----|-----|------|-----|-----|------|-----|-----|-----|-----|-----|----|-----|-----|-----|-----|-----|-----|
| 2004-05 | 29 | 19 | 648 | 22.3 | 65 | 163 | .399 | 0 | 1 | .000 | 44 | 67 | .657 | 40 | 73 | 113 | 3.9 | 51 | 1 | 23 | 57 | 25 | 24 | 174 | 6.0 |
| 2005-06 | 29 | 27 | 552 | 19 | 59 | 119 | .496 | 0 | 0 | — | 30 | 52 | .577 | 48 | 77 | 125 | 4.3 | 57 | 1 | 27 | 49 | 34 | 14 | 148 | 5.1 |
| 2006-07 | 33 | 16 | 705 | 21.4 | 74 | 144 | .514 | 0 | 0 | — | 36 | 71 | .507 | 60 | 91 | 151 | 4.6 | 59 | 3 | 34 | 56 | 37 | 28 | 184 | 5.6 |
| 2007-08 | 32 | 30 | 957 | 29.9 | 118 | 214 | .551 | 0 | 0 | — | 60 | 87 | .690 | 64 | 135 | 199 | 6.2 | 98 | 9 | 57 | 84 | 37 | 27 | 296 | 9.3 |
| Career | 123 | 92 | 2862 | 23.3 | 316 | 640 | .494 | 0 | 1 | .000 | 170 | 277 | .614 | 212 | 376 | 588 | 4.8 | 265 | 14 | 141 | 246 | 133 | 93 | 802 | 6.5 |

Burgu, Ruthann

| Season | GP | GS | Min | Avg | FG | FGA | Pct | 3FG | FGA | Pct | FT | FTA | Pct | Off | Def | Tot | Avg | PF | FO | A | TO | Blk | Stl | Pts | Avg |
|---------|----|----|-----|-----|----|-----|------|-----|-----|-----|----|-----|------|-----|-----|-----|-----|----|----|----|----|-----|-----|-----|-----|
| 1977-78 | 11 | 0 | | | 5 | 19 | .263 | | | | 5 | 6 | .833 | | | 17 | 1.5 | 11 | 0 | 12 | 13 | 0 | 3 | 15 | 1.4 |

Canty, Brit

| Season | GP | GS | Min | Avg | FG | FGA | Pct | 3FG | FGA | Pct | FT | FTA | Pct | Off | Def | Tot | Avg | PF | FO | A | TO | Blk | Stl | Pts | Avg |
|---------|----|----|-----|------|----|-----|------|-----|-----|------|----|-----|------|-----|-----|-----|-----|----|----|----|-----|-----|-----|-----|-----|
| 1991-92 | 28 | 5 | 409 | 14.6 | 19 | 69 | .275 | 1 | 6 | .167 | 6 | 15 | .400 | 9 | 24 | 33 | 1.2 | 26 | 0 | 38 | 67 | 1 | 23 | 45 | 1.6 |
| 1992-93 | 19 | 0 | 140 | 7.4 | 7 | 29 | .241 | 0 | 1 | .000 | 4 | 10 | .400 | 13 | 12 | 25 | 1.3 | 15 | 0 | 6 | 12 | 8 | 8 | 18 | 0.9 |
| 1993-94 | 25 | 1 | 307 | 12.3 | 30 | 78 | .385 | 1 | 5 | .200 | 13 | 23 | .565 | 38 | 28 | 66 | 2.6 | 35 | 0 | 21 | 29 | 4 | 17 | 74 | 3.0 |
| Career | 72 | 6 | 856 | 11.9 | 56 | 176 | .318 | 2 | 12 | .167 | 23 | 48 | .479 | 60 | 64 | 124 | 1.7 | 76 | 0 | 65 | 108 | 13 | 48 | 137 | 1.9 |

Carr, Donna

| Season | GP | GS | Min | Avg | FG | FGA | Pct | 3FG | FGA | Pct | FT | FTA | Pct | Off | Def | Tot | Avg | PF | FO | A | TO | Blk | Stl | Pts | Avg |
|---------|----|----|------|------|-----|-----|------|-----|-----|------|----|-----|------|-----|-----|-----|-----|-----|----|----|----|-----|-----|-----|-----|
| 1995-96 | 18 | 1 | 215 | 11.9 | 21 | 40 | .525 | 0 | 0 | — | 16 | 24 | .667 | 25 | 33 | 58 | 3.2 | 32 | 0 | 9 | 12 | 5 | 13 | 58 | 3.2 |
| 1996-97 | 18 | 14 | 338 | 18.8 | 29 | 65 | .446 | 0 | 1 | .000 | 20 | 49 | .408 | 45 | 67 | 112 | 6.2 | 43 | 4 | 16 | 24 | 9 | 15 | 78 | 4.3 |
| 1997-98 | 27 | 25 | 685 | 25.4 | 74 | 181 | .409 | 0 | 0 | — | 31 | 75 | .413 | 83 | 109 | 192 | 7.1 | 92 | 5 | 47 | 60 | 10 | 45 | 179 | 6.6 |
| Career | 63 | 40 | 1238 | 19.7 | 124 | 286 | .434 | 0 | 1 | .000 | 67 | 148 | .453 | 153 | 209 | 362 | 5.7 | 167 | 9 | 72 | 96 | 24 | 73 | 315 | 5.0 |

ALL-TIME LETTERWINNER STATS



Chibbaro, Maryann

| Season | GP | GS | Min | Avg | FG | FGA | Pct | 3FG | FGA | Pct | FT | FTA | Pct | Off | Def | Tot | Avg | PF | FO | A | TO | Blk | Stl | Pts | Avg |
|---------|----|----|-----|-----|----|-----|------|-----|-----|-----|----|-----|------|-----|-----|-----|-----|----|----|---|----|-----|-----|-----|-----|
| 1979-80 | 14 | | | | 3 | 5 | .600 | | | | 4 | 8 | .500 | | | 4 | 0.3 | 2 | 0 | 6 | 6 | 0 | 2 | 10 | 0.7 |

Ciocan, Cristina

| Season | GP | GS | Min | Avg | FG | FGA | Pct | 3FG | FGA | Pct | FT | FTA | Pct | Off | Def | Tot | Avg | PF | FO | A | TO | Blk | Stl | Pts | Avg |
|---------|-----|-----|------|------|-----|-----|------|-----|-----|------|-----|-----|------|-----|-----|-----|-----|-----|----|-----|-----|-----|-----|------|------|
| 2000-01 | 28 | 18 | 556 | 19.9 | 31 | 83 | .373 | 2 | 15 | .133 | 9 | 16 | .563 | 12 | 47 | 59 | 2.1 | 56 | 2 | 81 | 78 | 7 | 39 | 73 | 2.6 |
| 2001-02 | 30 | 29 | 852 | 28.4 | 80 | 192 | .417 | 17 | 40 | .425 | 25 | 46 | .543 | 16 | 51 | 67 | 2.2 | 77 | 1 | 185 | 102 | 5 | 68 | 202 | 6.7 |
| 2002-03 | 31 | 31 | 1038 | 33.5 | 161 | 375 | .429 | 42 | 129 | .326 | 57 | 74 | .770 | 34 | 100 | 134 | 4.3 | 88 | 5 | 207 | 138 | 6 | 74 | 421 | 13.6 |
| 2003-04 | 27 | 26 | 893 | 33.1 | 127 | 316 | .402 | 36 | 110 | .327 | 27 | 40 | .675 | 40 | 98 | 138 | 5.1 | 69 | 0 | 142 | 133 | 7 | 46 | 317 | 11.7 |
| Career | 116 | 104 | 3339 | 28.8 | 399 | 966 | .413 | 97 | 294 | .330 | 118 | 176 | .670 | 102 | 296 | 398 | 3.4 | 290 | 8 | 615 | 451 | 25 | 227 | 1013 | 8.7 |

Clark, Dawn

| Season | GP | GS | Min | Avg | FG | FGA | Pct | 3FG | FGA | Pct | FT | FTA | Pct | Off | Def | Tot | Avg | PF | FO | A | TO | Blk | Stl | Pts | Avg |
|---------|----|----|-----|-----|----|-----|------|-----|-----|-----|----|-----|------|-----|-----|-----|-----|----|----|----|----|-----|-----|-----|-----|
| 1977-78 | 24 | 13 | | | 38 | 92 | .413 | | | | 9 | 21 | .429 | | | 41 | 1.7 | 35 | 1 | 44 | 60 | 0 | 23 | 85 | 3.5 |

Conklin, Liz

| Season | GP | GS | Min | Avg | FG | FGA | Pct | 3FG | FGA | Pct | FT | FTA | Pct | Off | Def | Tot | Avg | PF | FO | A | TO | Blk | Stl | Pts | Avg |
|---------|----|----|-----|-----|----|-----|------|-----|-----|-----|----|-----|------|-----|-----|-----|-----|----|----|---|----|-----|-----|-----|-----|
| 1976-77 | 21 | | | | 0 | 5 | .000 | | | | 1 | 3 | .333 | | | 4 | 0.4 | 1 | 0 | 0 | | 1 | 7 | 1 | 0.1 |

Cook, Edith

| Season | GP | GS | Min | Avg | FG | FGA | Pct | 3FG | FGA | Pct | FT | FTA | Pct | Off | Def | Tot | Avg | PF | FO | A | TO | Blk | Stl | Pts | Avg |
|---------|----|----|-----|-----|----|-----|------|-----|-----|-----|----|-----|------|-----|-----|-----|-----|----|----|----|----|-----|-----|-----|-----|
| 1976-77 | 26 | | | | 64 | 202 | .317 | | | | 43 | 68 | .632 | | | 60 | 2.3 | 45 | 2 | 21 | | 0 | 62 | 171 | 6.6 |

Cook, Tasha

| Season | GP | GS | Min | Avg | FG | FGA | Pct | 3FG | FGA | Pct | FT | FTA | Pct | Off | Def | Tot | Avg | PF | FO | A | TO | Blk | Stl | Pts | Avg |
|---------|----|----|-----|-----|----|-----|------|-----|-----|-----|----|-----|-----|-----|-----|-----|-----|----|----|---|----|-----|-----|-----|-----|
| 2000-01 | 5 | 1 | 24 | 4.8 | 1 | 2 | .500 | 0 | 0 | — | 0 | 0 | — | 0 | 0 | 0 | 0.0 | 1 | 0 | 3 | 1 | 0 | 0 | 2 | 0.4 |

David, Sherry

| Season | GP | GS | Min | Avg | FG | FGA | Pct | 3FG | FGA | Pct | FT | FTA | Pct | Off | Def | Tot | Avg | PF | FO | A | TO | Blk | Stl | Pts | Avg |
|---------|-----|----|------|------|-----|-----|------|-----|-----|------|----|-----|------|-----|-----|-----|-----|-----|----|-----|-----|-----|-----|-----|-----|
| 1987-88 | 14 | 0 | 88 | 6.3 | 9 | 25 | .360 | 1 | 3 | .333 | 10 | 14 | .714 | 1 | 11 | 12 | 0.9 | 7 | 0 | 10 | 11 | 3 | 10 | 29 | 2.1 |
| 1988-89 | 30 | 28 | 625 | 20.8 | 29 | 67 | .433 | 0 | 0 | — | 12 | 20 | .600 | 4 | 35 | 39 | 1.3 | 73 | 2 | 93 | 85 | 1 | 26 | 70 | 2.3 |
| 1989-90 | 32 | 32 | 905 | 28.3 | 47 | 123 | .382 | 1 | 2 | .500 | 22 | 34 | .647 | 7 | 40 | 47 | 1.5 | 87 | 1 | 161 | 109 | 2 | 59 | 117 | 3.7 |
| 1990-91 | 30 | 28 | 842 | 28.1 | 49 | 133 | .368 | 2 | 4 | .500 | 39 | 51 | .765 | 12 | 50 | 62 | 2.1 | 74 | 1 | 160 | 107 | 9 | 55 | 139 | 4.6 |
| Career | 106 | 88 | 2460 | 23.2 | 134 | 348 | .385 | 4 | 9 | .444 | 83 | 119 | .697 | 24 | 136 | 160 | 1.5 | 241 | 4 | 424 | 312 | 15 | 150 | 355 | 3.3 |

Dean, Melissa

| Season | GP | GS | Min | Avg | FG | FGA | Pct | 3FG | FGA | Pct | FT | FTA | Pct | Off | Def | Tot | Avg | PF | FO | A | TO | Blk | Stl | Pts | Avg |
|---------|----|----|-----|-----|----|-----|------|-----|-----|-----|----|-----|------|-----|-----|-----|-----|----|----|---|----|-----|-----|-----|-----|
| 1974-75 | 8 | | | | 2 | 10 | .200 | | | | 5 | 10 | .500 | | | 12 | 1.5 | 4 | | | | | | 9 | 1.1 |

Decheva, Pamela

| Season | GP | GS | Min | Avg | FG | FGA | Pct | 3FG | FGA | Pct | FT | FTA | Pct | Off | Def | Tot | Avg | PF | FO | A | TO | Blk | Stl | Pts | Avg |
|---------|----|----|-----|-----|----|-----|------|-----|-----|------|----|-----|-----|-----|-----|-----|-----|----|----|---|----|-----|-----|-----|-----|
| 2011-12 | 15 | 0 | 51 | 3.4 | 2 | 10 | .200 | 1 | 9 | .111 | 0 | 0 | — | 0 | 3 | 3 | 0.2 | 6 | 0 | 2 | 1 | 0 | 0 | 5 | 0.6 |

Diaz, Lisa

| Season | GP | GS | Min | Avg | FG | FGA | Pct | 3FG | FGA | Pct | FT | FTA | Pct | Off | Def | Tot | Avg | PF | FO | A | TO | Blk | Stl | Pts | Avg |
|---------|-----|----|------|------|-----|------|-------|-----|-----|------|-----|-----|------|-----|-----|-----|-----|-----|----|-----|-----|-----|-----|------|------|
| 1986-87 | 29 | 6 | 658 | 22.7 | 100 | 209 | .478 | | | | 10 | 14 | .714 | | | 44 | 1.5 | 32 | 0 | 66 | 57 | 1 | 36 | 210 | 7.2 |
| 1987-88 | 34 | 15 | 799 | 23.5 | 114 | 236 | .483 | 3 | 10 | .300 | 37 | 53 | .698 | 31 | 60 | 91 | 2.7 | 74 | 0 | 120 | 104 | 5 | 35 | 268 | 7.9 |
| 1988-89 | 30 | 29 | 911 | 30.4 | 161 | 297 | .542 | 1 | 3 | .333 | 51 | 69 | .739 | 32 | 43 | 75 | 2.5 | 57 | 0 | 174 | 85 | 7 | 52 | 374 | 12.5 |
| 1989-90 | 33 | 33 | 1100 | 33.3 | 176 | 374 | .471 | 0 | 1 | .000 | 45 | 55 | .818 | 31 | 57 | 88 | 2.7 | 63 | 1 | 138 | 88 | 1 | 52 | 397 | 12 |
| Career | 126 | 83 | 3468 | 27.5 | 551 | 1116 | .4934 | 4 | 14 | .286 | 143 | 191 | .749 | 94 | 160 | 298 | 2.4 | 226 | 1 | 498 | 334 | 14 | 175 | 1249 | 9.9 |

Dickerson, Brionna

| Season | GP | GS | Min | Avg | FG | FGA | Pct | 3FG | FGA | Pct | FT | FTA | Pct | Off | Def | Tot | Avg | PF | FO | A | TO | Blk | Stl | Pts | Avg |
|---------|----|----|------|------|-----|-----|------|-----|-----|------|-----|-----|------|-----|-----|-----|-----|----|----|-----|-----|-----|-----|-----|------|
| 2005-06 | 21 | 0 | 187 | 8.9 | 16 | 52 | .308 | 0 | 3 | .000 | 6 | 11 | .545 | 10 | 13 | 23 | 1.1 | 6 | 0 | 14 | 11 | 0 | 8 | 38 | 1.8 |
| 2006-07 | 31 | 2 | 557 | 18 | 82 | 203 | .404 | 9 | 34 | .265 | 16 | 25 | .640 | 28 | 44 | 72 | 2.3 | 23 | 0 | 37 | 23 | 1 | 22 | 189 | 6.1 |
| 2007-08 | 28 | 26 | 804 | 28.7 | 111 | 309 | .359 | 20 | 61 | .328 | 49 | 60 | .817 | 48 | 67 | 115 | 4.1 | 34 | 0 | 42 | 51 | 1 | 19 | 291 | 10.4 |
| 2008-09 | 19 | 19 | 632 | 33.3 | 93 | 236 | .394 | 31 | 85 | .365 | 37 | 58 | .638 | 26 | 32 | 58 | 3.1 | 22 | 0 | 27 | 37 | 0 | 14 | 254 | 13.4 |
| Career | 99 | 47 | 2180 | 22.0 | 302 | 800 | .378 | 60 | 183 | .328 | 108 | 154 | .701 | 112 | 156 | 268 | 2.7 | 85 | 0 | 120 | 122 | 2 | 63 | 772 | 7.8 |

Dixon, Medina

| Season | GP | GS | Min | Avg | FG | FGA | Pct | 3FG | FGA | Pct | FT | FTA | Pct | Off | Def | Tot | Avg | PF | FO | A | TO | Blk | Stl | Pts | Avg |
|---------|----|----|-----|------|-----|-----|------|-----|-----|-----|----|-----|------|-----|-----|-----|-----|----|----|----|----|-----|-----|-----|------|
| 1981-82 | 15 | 15 | 473 | 31.5 | 105 | 235 | .447 | | | | 33 | 54 | .611 | | | 124 | 8.3 | 56 | 5 | 21 | 44 | 0 | 28 | 243 | 16.2 |

DuBose, Charlene

| Season | GP | GS | Min | Avg | FG | FGA | Pct | 3FG | FGA | Pct | FT | FTA | Pct | Off | Def | Tot | Avg | PF | FO | A | TO | Blk | Stl | Pts | Avg |
|---------|----|----|-----|-----|-----|-----|------|-----|-----|-----|----|-----|------|-----|-----|-----|-----|----|----|---|----|-----|-----|-----|------|
| 1974-75 | 28 | | | | 224 | 469 | .478 | | | | 35 | 49 | .714 | | | 117 | 4.2 | 75 | | | | | | 483 | 17.3 |
| 1975-76 | 22 | | | | 142 | 331 | .429 | | | | 39 | 50 | .780 | | | 83 | 3.8 | | | | | | | 323 | 14.7 |
| Career | 50 | | | | 366 | 800 | .458 | | | | 74 | 99 | .747 | | | 200 | 4.0 | 75 | | | | | | 806 | 16.1 |

Introduction

Staff

Players

11-12 Review

Records

History

The University

ALL-TIME LETTERWINNER STATS

Dufficy, Pat

| Season | GP | GS | Min | Avg | FG | FGA | Pct | 3FG | FGA | Pct | FT | FTA | Pct | Off | Def | Tot | Avg | PF | FO | A | TO | Blk | Stl | Pts | Avg |
|---------------|-----------|----------|------------|------------|-----------|------------|-------------|-----|-----|-----|-----------|-----------|-------------|-----|-----|------------|------------|-----------|----------|-----------|-----------|-----------|-----------|------------|------------|
| 1979-80 | 24 | | | | 28 | 72 | .389 | | | | 16 | 25 | .640 | | | 51 | 2.1 | 21 | 0 | 12 | 14 | 1 | 9 | 72 | 3.0 |
| 1980-81 | 30 | 0 | 375 | 12.5 | 48 | 111 | .432 | | | | 25 | 41 | .610 | | | 81 | 2.7 | 34 | 0 | 20 | 20 | 7 | 15 | 122 | 4.0 |
| 1981-82 | 6 | 0 | 13 | 2.1 | 5 | 24 | .208 | | | | 14 | 23 | .609 | | | 14 | 2.3 | 7 | 0 | 1 | 4 | 2 | 7 | 24 | 4.0 |
| Career | 60 | 0 | 388 | 6.5 | 81 | 207 | .391 | | | | 55 | 89 | .618 | | | 146 | 2.4 | 62 | 0 | 33 | 38 | 10 | 31 | 218 | 3.6 |

Duncan, Dixie

| Season | GP | GS | Min | Avg | FG | FGA | Pct | 3FG | FGA | Pct | FT | FTA | Pct | Off | Def | Tot | Avg | PF | FO | A | TO | Blk | Stl | Pts | Avg |
|---------|----|----|-----|-----|----|-----|------|-----|-----|-----|----|-----|------|-----|-----|-----|-----|----|----|----|----|-----|-----|-----|-----|
| 1976-77 | 22 | | | | 9 | 22 | .409 | | | | 5 | 14 | .357 | | | 25 | 1.1 | 20 | 0 | 10 | | 0 | 8 | 23 | 1.0 |

Fabri, Lea

| Season | GP | GS | Min | Avg | FG | FGA | Pct | 3FG | FGA | Pct | FT | FTA | Pct | Off | Def | Tot | Avg | PF | FO | A | TO | Blk | Stl | Pts | Avg |
|---------------|------------|-----------|-------------|-------------|------------|------------|-------------|-----------|------------|-------------|-----------|------------|-------------|-----------|------------|------------|------------|------------|----------|------------|------------|----------|-----------|------------|------------|
| 2003-04 | 24 | 0 | 216 | 9 | 14 | 42 | .333 | 4 | 15 | .267 | 20 | 30 | .667 | 3 | 21 | 24 | 1.0 | 24 | 0 | 21 | 28 | 0 | 3 | 52 | 2.2 |
| 2004-05 | 24 | 18 | 605 | 25.2 | 41 | 119 | .345 | 21 | 71 | .296 | 17 | 23 | .739 | 7 | 35 | 42 | 1.8 | 54 | 1 | 72 | 93 | 0 | 27 | 120 | 5.0 |
| 2005-06 | 29 | 24 | 571 | 19.7 | 48 | 129 | .372 | 28 | 84 | .333 | 34 | 42 | .810 | 4 | 37 | 41 | 1.4 | 59 | 1 | 82 | 74 | 0 | 27 | 158 | 5.4 |
| 2006-07 | 28 | 11 | 409 | 14.6 | 22 | 100 | .220 | 18 | 76 | .237 | 11 | 13 | .846 | 2 | 31 | 33 | 1.2 | 42 | 1 | 71 | 54 | 1 | 20 | 73 | 2.6 |
| Career | 105 | 53 | 1801 | 17.1 | 125 | 390 | .321 | 71 | 246 | .289 | 82 | 108 | .759 | 16 | 124 | 140 | 1.3 | 179 | 3 | 246 | 249 | 1 | 77 | 403 | 3.8 |

Falohun, Lauren

| Season | GP | GS | Min | Avg | FG | FGA | Pct | 3FG | FGA | Pct | FT | FTA | Pct | Off | Def | Tot | Avg | PF | FO | A | TO | Blk | Stl | Pts | Avg |
|---------------|-----------|-----------|------------|-------------|-----------|------------|-------------|----------|-----------|-------------|-----------|-----------|-------------|-----------|-----------|-----------|------------|-----------|----------|-----------|------------|----------|-----------|------------|------------|
| 2007-08 | 14 | 0 | 89 | 6.4 | 0 | 7 | .000 | 0 | 0 | — | 1 | 2 | .500 | 4 | 9 | 13 | 0.9 | 13 | 0 | 4 | 17 | 1 | 2 | 1 | 0.1 |
| 2008-09 | 26 | 9 | 529 | 20.3 | 35 | 98 | .357 | 2 | 10 | .200 | 22 | 25 | .880 | 7 | 34 | 41 | 1.6 | 43 | 0 | 37 | 71 | 2 | 16 | 94 | 3.6 |
| 2009-10 | 23 | 1 | 190 | 8.3 | 7 | 16 | .438 | 0 | 1 | .000 | 4 | 9 | .444 | 10 | 12 | 22 | 1.0 | 24 | 0 | 12 | 19 | 0 | 9 | 18 | 0.8 |
| Career | 63 | 10 | 808 | 12.8 | 42 | 121 | .347 | 2 | 11 | .182 | 27 | 36 | .750 | 21 | 55 | 76 | 1.2 | 80 | 0 | 53 | 107 | 3 | 27 | 113 | 1.8 |

Foster, Sheila

| Season | GP | GS | Min | Avg | FG | FGA | Pct | 3FG | FGA | Pct | FT | FTA | Pct | Off | Def | Tot | Avg | PF | FO | A | TO | Blk | Stl | Pts | Avg |
|---------------|------------|-----------|-------------|------|------------|-------------|-------------|-----|-----|-----|------------|------------|-------------|-----|-----|-------------|-------------|------------|----------|------------|------------|-----------|------------|-------------|-------------|
| 1978-79 | 37 | | | | 216 | 432 | .500 | | | | 84 | 128 | .656 | | | 329 | 8.9 | | | | | | | 516 | 13.9 |
| 1979-80 | 36 | | | | 245 | 452 | .542 | | | | 99 | 140 | .707 | | | 379 | 10.5 | 72 | 1 | 51 | 93 | 10 | 88 | 589 | 16.4 |
| 1980-81 | 30 | 30 | 1124 | 37.5 | 211 | 396 | .533 | | | | 112 | 181 | .619 | | | 381 | 12.7 | 48 | 0 | 59 | 110 | 14 | 60 | 534 | 17.8 |
| 1981-82 | 31 | 31 | 1175 | 37.9 | 252 | 432 | .583 | | | | 123 | 175 | .703 | | | 338 | 10.9 | 62 | 0 | 44 | 84 | 23 | 41 | 627 | 20.2 |
| Career | 134 | 61 | 2299 | | 924 | 1712 | .540 | | | | 418 | 624 | .670 | | | 1427 | 10.6 | 182 | 1 | 154 | 287 | 47 | 189 | 2266 | 16.9 |

Frazier, Lorraine

| Season | GP | GS | Min | Avg | FG | FGA | Pct | 3FG | FGA | Pct | FT | FTA | Pct | Off | Def | Tot | Avg | PF | FO | A | TO | Blk | Stl | Pts | Avg |
|---------------|-----------|----------|------------|-------------|-----------|------------|-------------|----------|----------|----------|-----------|-----------|-------------|-----------|-----------|-----------|------------|-----------|----------|-----------|-----------|----------|-----------|------------|------------|
| 1986-87 | 29 | 3 | 368 | 12.7 | 41 | 75 | .547 | | | | 25 | 28 | .893 | | | 69 | 2.4 | 36 | 0 | 13 | 40 | 2 | 19 | 107 | 3.7 |
| 1987-88 | 21 | 2 | 134 | 6.4 | 9 | 26 | .346 | 0 | 0 | — | 6 | 12 | .500 | 11 | 13 | 24 | 1.1 | 24 | 0 | 8 | 14 | 1 | 5 | 24 | 1.1 |
| Career | 50 | 5 | 502 | 10.0 | 50 | 101 | .495 | 0 | 0 | — | 31 | 40 | .775 | 11 | 13 | 93 | 1.9 | 60 | 0 | 21 | 54 | 3 | 24 | 131 | 2.6 |

Frost, Colleen

| Season | GP | GS | Min | Avg | FG | FGA | Pct | 3FG | FGA | Pct | FT | FTA | Pct | Off | Def | Tot | Avg | PF | FO | A | TO | Blk | Stl | Pts | Avg |
|---------------|-----------|----------|-----------|------------|-----------|-----------|-------------|-----|-----|-----|-----------|-----------|-------------|-----|-----|-----------|------------|-----------|----------|----------|----------|----------|----------|-----------|------------|
| 1982-83 | 13 | 0 | 17 | 1.3 | 3 | 7 | .429 | | | | 3 | 4 | .750 | | | 7 | 0.5 | 11 | 0 | 1 | 4 | 2 | 2 | 9 | 0.7 |
| 1983-84 | 13 | 0 | 53 | 4.1 | 8 | 21 | .381 | | | | 9 | 18 | .500 | | | 8 | 0.6 | 20 | 0 | 0 | 0 | 0 | 0 | 25 | 1.9 |
| 1984-85 | 6 | 0 | 15 | 2.5 | 2 | 3 | .667 | | | | 1 | 5 | .200 | | | 4 | 0.7 | 2 | 0 | 1 | 3 | 0 | 1 | 5 | 0.8 |
| Career | 32 | 0 | 85 | 2.7 | 13 | 31 | .419 | | | | 13 | 27 | .481 | | | 19 | 0.6 | 33 | 0 | 2 | 7 | 2 | 3 | 39 | 1.2 |

Funderburk, Natalie

| Season | GP | GS | Min | Avg | FG | FGA | Pct | 3FG | FGA | Pct | FT | FTA | Pct | Off | Def | Tot | Avg | PF | FO | A | TO | Blk | Stl | Pts | Avg |
|---------------|------------|-----------|-------------|-------------|------------|------------|-------------|-----------|------------|-------------|------------|------------|-------------|-----------|------------|------------|------------|------------|----------|------------|------------|----------|------------|------------|------------|
| 1992-93 | 19 | 0 | 200 | 10.5 | 7 | 24 | .292 | 1 | 2 | .500 | 13 | 23 | .565 | 4 | 12 | 16 | 0.8 | 17 | 0 | 28 | 21 | 1 | 9 | 28 | 1.5 |
| 1993-94 | 27 | 26 | 680 | 25.2 | 33 | 97 | .340 | 13 | 41 | .317 | 35 | 66 | .530 | 10 | 65 | 75 | 2.8 | 53 | 0 | 96 | 76 | 1 | 34 | 114 | 4.2 |
| 1994-95 | 27 | 27 | 912 | 33.8 | 39 | 148 | .264 | 11 | 60 | .183 | 53 | 77 | .688 | 10 | 91 | 101 | 3.7 | 66 | 2 | 126 | 87 | 1 | 50 | 142 | 5.3 |
| 1995-96 | 28 | 28 | 898 | 32.1 | 39 | 152 | .257 | 24 | 90 | .267 | 28 | 51 | .549 | 5 | 84 | 89 | 3.2 | 48 | 0 | 127 | 76 | 1 | 47 | 130 | 4.6 |
| Career | 101 | 81 | 2690 | 26.6 | 118 | 421 | .280 | 49 | 193 | .254 | 129 | 217 | .594 | 29 | 252 | 281 | 2.8 | 184 | 2 | 377 | 260 | 4 | 140 | 414 | 4.1 |


Gardner, Ann

| Season | GP | GS | Min | Avg | FG | FGA | Pct | 3FG | FGA | Pct | FT | FTA | Pct | Off | Def | Tot | Avg | PF | FO | A | TO | Blk | Stl | Pts | Avg |
|---------------|-----------|----------|------------|-------------|-----------|------------|-------------|-----------|-----------|-------------|-----------|-----------|-------------|-----------|------------|------------|------------|-----------|----------|-----------|-----------|----------|-----------|------------|------------|
| 1987-88 | 12 | 0 | 56 | 4.7 | 8 | 27 | .296 | 0 | 0 | — | 4 | 10 | .400 | 12 | 6 | 18 | 1.5 | 6 | 0 | 0 | 8 | 0 | 2 | 20 | 1.7 |
| 1988-89 | 17 | 0 | 114 | 6.7 | 11 | 29 | .379 | 0 | 0 | — | 7 | 8 | .875 | 9 | 12 | 21 | 1.2 | 9 | 0 | 3 | 2 | 1 | 2 | 29 | 1.7 |
| 1989-90 | 18 | 0 | 168 | 9.3 | 9 | 39 | .231 | 0 | 0 | — | 4 | 8 | .500 | 9 | 22 | 31 | 1.7 | 12 | 0 | 13 | 13 | 1 | 4 | 22 | 1.2 |
| 1990-91 | 30 | 7 | 522 | 17.4 | 49 | 118 | .415 | 26 | 71 | .366 | 7 | 13 | .538 | 28 | 70 | 98 | 3.3 | 29 | 0 | 26 | 26 | 1 | 16 | 131 | 4.4 |
| Career | 77 | 7 | 860 | 11.2 | 77 | 213 | .362 | 26 | 71 | .366 | 22 | 39 | .564 | 58 | 110 | 168 | 2.2 | 56 | 0 | 42 | 49 | 3 | 24 | 202 | 2.6 |

Geter, Teresa

| Season | GP | GS | Min | Avg | FG | FGA | Pct | 3FG | FGA | Pct | FT | FTA | Pct | Off | Def | Tot | Avg | PF | FO | A | TO | Blk | Stl | Pts | Avg |
|---------------|-----------|-----------|-------------|-------------|------------|------------|-------------|-----------|-----------|-------------|------------|------------|-------------|------------|------------|------------|------------|------------|----------|------------|------------|-----------|-----------|------------|-------------|
| 2000-01 | 27 | 25 | 800 | 29.6 | 113 | 190 | .595 | 12 | 25 | .480 | 74 | 99 | .747 | 52 | 124 | 176 | 6.5 | 69 | 2 | 55 | 72 | 58 | 54 | 312 | 11.6 |
| 2001-02 | 28 | 23 | 720 | 25.7 | 94 | 195 | .482 | 0 | 6 | .000 | 69 | 85 | .812 | 62 | 115 | 177 | 6.3 | 68 | 2 | 46 | 48 | 41 | 44 | 257 | 9.2 |
| Career | 55 | 48 | 1520 | 27.6 | 207 | 385 | .538 | 12 | 31 | .387 | 143 | 184 | .777 | 114 | 239 | 353 | 6.4 | 137 | 4 | 101 | 120 | 99 | 98 | 569 | 10.3 |

ALL-TIME LETTERWINNER STATS



Gilbert, Joyce

| Season | GP | GS | Min | Avg | FG | FGA | Pct | 3FG | FGA | Pct | FT | FTA | Pct | Off | Def | Tot | Avg | PF | FO | A | TO | Blk | Stl | Pts | Avg |
|---------------|-----------|-----------|-----|-----|------------|------------|-------------|-----|-----|-----|-----------|------------|-------------|-----|-----|------------|------------|------------|----------|------------|-----------|-----------|-----------|------------|------------|
| 1976-77 | 26 | | | | 123 | 333 | .369 | | | | 66 | 75 | .880 | | | 160 | 6.2 | 85 | 4 | 65 | 6 | 33 | 312 | 12.0 | |
| 1977-78 | 33 | 19 | | | 54 | 157 | .344 | | | | 28 | 48 | .583 | | | 52 | 1.6 | 65 | 1 | 75 | 87 | 7 | 38 | 136 | 4.1 |
| Career | 59 | 19 | | | 177 | 490 | .361 | | | | 94 | 123 | .764 | | | 212 | 3.6 | 150 | 5 | 140 | 87 | 13 | 71 | 448 | 7.6 |

Gill, Ellen

| Season | GP | GS | Min | Avg | FG | FGA | Pct | 3FG | FGA | Pct | FT | FTA | Pct | Off | Def | Tot | Avg | PF | FO | A | TO | Blk | Stl | Pts | Avg |
|---------|----|----|-----|-----|----|-----|------|-----|-----|-----|----|-----|------|-----|-----|-----|-----|----|----|---|----|-----|-----|-----|-----|
| 1994-95 | 5 | 0 | 10 | 2 | 0 | 1 | .000 | 0 | 0 | — | 0 | 1 | .000 | 1 | 1 | 2 | 0.4 | 0 | 0 | 0 | 2 | 0 | 1 | 0 | 0.0 |

Gilmore, Sharon

| Season | GP | GS | Min | Avg | FG | FGA | Pct | 3FG | FGA | Pct | FT | FTA | Pct | Off | Def | Tot | Avg | PF | FO | A | TO | Blk | Stl | Pts | Avg |
|---------------|------------|------------|-------------|-------------|------------|-------------|-------------|-----|-----|-----|------------|------------|-------------|-----|-----|------------|------------|------------|-----------|-----------|------------|------------|------------|-------------|-------------|
| 1982-83 | 28 | 28 | 876 | 31.3 | 184 | 317 | .580 | | | | 57 | 91 | .626 | | | 232 | 8.3 | 103 | 7 | 13 | 88 | 29 | 31 | 425 | 15.2 |
| 1983-84 | 30 | 28 | 807 | 26.9 | 154 | 338 | .456 | | | | 92 | 133 | .692 | | | 215 | 7.2 | 92 | 2 | 26 | 68 | 34 | 32 | 400 | 13.3 |
| 1984-85 | 22 | 19 | 583 | 26.5 | 119 | 215 | .553 | | | | 38 | 66 | .576 | | | 169 | 7.7 | 78 | 3 | 13 | 59 | 18 | 37 | 258 | 11.7 |
| 1985-86 | 30 | 30 | 945 | 31.5 | 189 | 368 | .514 | | | | 50 | 94 | .532 | | | 266 | 8.9 | 102 | 6 | 11 | 62 | 20 | 41 | 428 | 14.3 |
| Career | 110 | 105 | 3211 | 29.2 | 646 | 1238 | .522 | | | | 237 | 384 | .617 | | | 882 | 8.0 | 375 | 18 | 63 | 277 | 101 | 141 | 1511 | 13.7 |

Glass, Laura

| Season | GP | GS | Min | Avg | FG | FGA | Pct | 3FG | FGA | Pct | FT | FTA | Pct | Off | Def | Tot | Avg | PF | FO | A | TO | Blk | Stl | Pts | Avg |
|---------------|-----------|----------|------------|------------|-----------|------------|-------------|----------|----------|----------|-----------|-----------|-------------|-----------|-----------|------------|------------|-----------|----------|-----------|-----------|----------|-----------|------------|------------|
| 1984-85 | 17 | 0 | 83 | 4.9 | 8 | 19 | .421 | | | | 10 | 18 | .556 | | | 25 | 1.5 | 18 | 0 | 2 | 10 | 0 | 1 | 26 | 1.5 |
| 1985-86 | 24 | 3 | 228 | 9.5 | 25 | 52 | .481 | | | | 9 | 18 | .500 | | | 56 | 2.3 | 36 | 0 | 4 | 13 | 5 | 6 | 59 | 2.5 |
| 1987-88 | 32 | 3 | 317 | 9.9 | 32 | 74 | .432 | 0 | 0 | — | 9 | 17 | .529 | 25 | 44 | 69 | 2.2 | 31 | 0 | 6 | 23 | 3 | 5 | 73 | 2.3 |
| Career | 73 | 6 | 628 | 8.6 | 65 | 145 | .448 | 0 | 0 | — | 28 | 53 | .528 | 25 | 44 | 150 | 2.1 | 85 | 0 | 12 | 46 | 8 | 12 | 158 | 2.2 |

Glass, Peggy

| Season | GP | GS | Min | Avg | FG | FGA | Pct | 3FG | FGA | Pct | FT | FTA | Pct | Off | Def | Tot | Avg | PF | FO | A | TO | Blk | Stl | Pts | Avg |
|---------------|-----------|-----------|-------------|-------------|-----------|------------|-------------|----------|----------|----------|-----------|------------|-------------|-----------|-----------|------------|------------|------------|----------|-----------|------------|-----------|-----------|------------|------------|
| 1984-85 | 8 | 0 | 34 | 4.3 | 1 | 6 | .167 | | | | 0 | 0 | .000 | | | 8 | 1.0 | 11 | 0 | 0 | 4 | 1 | 1 | 2 | 0.3 |
| 1985-86 | 26 | 5 | 281 | 10.8 | 20 | 64 | .313 | | | | 13 | 19 | .684 | | | 52 | 2.0 | 51 | 2 | 6 | 21 | 6 | 4 | 53 | 2.0 |
| 1986-87 | 30 | 14 | 510 | 17 | 39 | 105 | .371 | | | | 28 | 46 | .609 | | | 112 | 3.7 | 69 | 2 | 8 | 52 | 7 | 12 | 106 | 3.5 |
| 1987-88 | 31 | 16 | 366 | 11.8 | 34 | 81 | .420 | 0 | 0 | — | 17 | 36 | .472 | 39 | 45 | 84 | 2.7 | 60 | 2 | 14 | 25 | 3 | 5 | 85 | 2.7 |
| Career | 95 | 35 | 1191 | 12.5 | 94 | 256 | .367 | 0 | 0 | — | 58 | 101 | .574 | 39 | 45 | 256 | 2.7 | 191 | 6 | 28 | 102 | 17 | 22 | 246 | 2.6 |

Godfrey, Heather

| Season | GP | GS | Min | Avg | FG | FGA | Pct | 3FG | FGA | Pct | FT | FTA | Pct | Off | Def | Tot | Avg | PF | FO | A | TO | Blk | Stl | Pts | Avg |
|---------------|------------|----------|-------------|-------------|------------|------------|-------------|------------|------------|-------------|----------|-----------|-------------|-----------|------------|------------|------------|-----------|----------|-----------|------------|----------|-----------|------------|------------|
| 1994-95 | 27 | 0 | 436 | 16.1 | 46 | 122 | .377 | 43 | 106 | .406 | 0 | 1 | .000 | 18 | 24 | 42 | 1.6 | 28 | 0 | 21 | 28 | 0 | 4 | 135 | 5.0 |
| 1995-96 | 28 | 1 | 348 | 12.4 | 53 | 140 | .379 | 43 | 121 | .355 | 2 | 2 | 1.000 | 9 | 29 | 38 | 1.4 | 7 | 0 | 14 | 29 | 2 | 7 | 151 | 5.4 |
| 1996-97 | 27 | 2 | 384 | 14.2 | 43 | 147 | .293 | 33 | 131 | .252 | 1 | 4 | .250 | 21 | 28 | 49 | 1.8 | 10 | 0 | 35 | 47 | 2 | 11 | 120 | 4.4 |
| 1997-98 | 26 | 0 | 426 | 16.4 | 43 | 132 | .326 | 40 | 122 | .328 | 4 | 9 | .444 | 12 | 34 | 46 | 1.8 | 26 | 0 | 29 | 39 | 0 | 5 | 130 | 5.0 |
| Career | 108 | 3 | 1594 | 14.8 | 185 | 541 | .342 | 159 | 480 | .331 | 7 | 16 | .438 | 60 | 115 | 175 | 1.6 | 71 | 0 | 99 | 143 | 4 | 27 | 536 | 5.0 |

Gortman, Shaun

| Season | GP | GS | Min | Avg | FG | FGA | Pct | 3FG | FGA | Pct | FT | FTA | Pct | Off | Def | Tot | Avg | PF | FO | A | TO | Blk | Stl | Pts | Avg |
|---------------|------------|------------|-------------|-------------|------------|-------------|-------------|------------|------------|-------------|------------|------------|-------------|------------|------------|------------|------------|------------|-----------|------------|------------|-----------|------------|-------------|-------------|
| 1998-99 | 27 | 25 | 745 | 27.6 | 118 | 314 | .376 | 12 | 56 | .214 | 53 | 90 | .589 | 57 | 80 | 137 | 5.1 | 88 | 6 | 61 | 104 | 4 | 47 | 301 | 11.1 |
| 1999-2000 | 20 | 20 | 578 | 28.9 | 116 | 248 | .468 | 13 | 34 | .382 | 51 | 85 | .600 | 25 | 87 | 112 | 5.6 | 63 | 2 | 84 | 108 | 18 | 51 | 296 | 14.8 |
| 2000-01 | 27 | 26 | 843 | 31.2 | 112 | 293 | .382 | 34 | 105 | .324 | 40 | 57 | .702 | 32 | 106 | 138 | 5.1 | 73 | 2 | 80 | 98 | 10 | 52 | 298 | 11.0 |
| 2001-02 | 31 | 29 | 982 | 31.7 | 176 | 414 | .425 | 52 | 143 | .364 | 68 | 102 | .667 | 56 | 133 | 189 | 6.1 | 73 | 2 | 93 | 89 | 7 | 62 | 472 | 15.2 |
| Career | 105 | 100 | 3148 | 30.0 | 522 | 1269 | .411 | 111 | 338 | .328 | 212 | 334 | .635 | 170 | 406 | 576 | 5.5 | 297 | 12 | 318 | 399 | 39 | 212 | 1367 | 13.0 |

Grant, Markeshia

| Season | GP | GS | Min | Avg | FG | FGA | Pct | 3FG | FGA | Pct | FT | FTA | Pct | Off | Def | Tot | Avg | PF | FO | A | TO | Blk | Stl | Pts | Avg |
|---------------|-----------|-----------|-------------|-------------|------------|------------|-------------|-----------|------------|-------------|-----------|-----------|-------------|-----------|------------|------------|------------|-----------|----------|------------|------------|----------|-----------|------------|------------|
| 2010-11 | 33 | 2 | 670 | 20.3 | 79 | 236 | .335 | 32 | 111 | .288 | 26 | 38 | .684 | 28 | 66 | 94 | 2.8 | 43 | 0 | 43 | 44 | 2 | 28 | 216 | 6.5 |
| 2011-12 | 35 | 35 | 944 | 27.0 | 144 | 355 | .408 | 6 | 176 | .364 | 35 | 49 | .714 | 31 | 57 | 88 | 2.5 | 49 | 0 | 58 | 67 | 4 | 31 | 387 | 11.1 |
| Career | 68 | 37 | 1614 | 23.7 | 223 | 589 | .379 | 96 | 287 | .334 | 61 | 87 | .701 | 59 | 123 | 182 | 2.7 | 92 | 0 | 101 | 111 | 6 | 59 | 603 | 8.9 |

Griffith, Evie

| Season | GP | GS | Min | Avg | FG | FGA | Pct | 3FG | FGA | Pct | FT | FTA | Pct | Off | Def | Tot | Avg | PF | FO | A | TO | Blk | Stl | Pts | Avg |
|---------|----|----|-----|-----|----|-----|------|-----|-----|-----|----|-----|------|-----|-----|-----|-----|----|----|---|----|-----|-----|-----|-----|
| 1974-75 | 18 | | | | 20 | 50 | .400 | | | | 15 | 36 | .417 | | | 82 | 4.6 | 53 | | | | | | 55 | 3.1 |

Gritsaeva, Olga

| Season | GP | GS | Min | Avg | FG | FGA | Pct | 3FG | FGA | Pct | FT | FTA | Pct | Off | Def | Tot | Avg | PF | FO | A | TO | Blk | Stl | Pts | Avg |
|---------------|------------|-----------|-------------|-------------|------------|------------|-------------|-----------|------------|-------------|-----------|------------|-------------|------------|------------|------------|------------|------------|----------|------------|------------|-----------|-----------|------------|------------|
| 2002-03 | 20 | 1 | 230 | 11.5 | 19 | 49 | .388 | 1 | 6 | .167 | 23 | 45 | .511 | 25 | 27 | 52 | 2.6 | 25 | 0 | 16 | 9 | 6 | 7 | 62 | 3.1 |
| 2003-04 | 28 | 25 | 686 | 24.5 | 92 | 199 | .462 | 11 | 30 | .367 | 48 | 98 | .490 | 57 | 106 | 163 | 5.8 | 60 | 0 | 46 | 64 | 4 | 24 | 243 | 8.7 |
| 2004-05 | 29 | 12 | 549 | 18.9 | 25 | 105 | .238 | 12 | 61 | .197 | 25 | 42 | .595 | 33 | 70 | 103 | 3.6 | 28 | 0 | 41 | 45 | 11 | 14 | 87 | 3.0 |
| 2005-06 | 26 | 0 | 281 | 10.8 | 20 | 59 | .339 | 7 | 32 | .219 | 3 | 7 | .429 | 16 | 23 | 39 | 1.5 | 15 | 0 | 19 | 17 | 10 | 13 | 50 | 1.9 |
| Career | 103 | 38 | 1746 | 17.0 | 156 | 412 | .379 | 31 | 129 | .240 | 99 | 192 | .516 | 131 | 226 | 357 | 3.5 | 128 | 0 | 122 | 135 | 31 | 58 | 442 | 4.3 |

Introduction

Staff

Players

11-12 Review

Records

History

The University

ALL-TIME LETTERWINNER STATS

Gullett, Erica

| Season | GP | GS | Min | Avg | FG | FGA | Pct | 3FG | FGA | Pct | FT | FTA | Pct | Off | Def | Tot | Avg | PF | FO | A | TO | Blk | Stl | Pts | Avg |
|---------------|-----------|----------|------------|-------------|-----------|-----------|-------------|----------|----------|-------------|-----------|-----------|-------------|-----------|-----------|------------|------------|-----------|----------|----------|-----------|----------|-----------|------------|------------|
| 1992-93 | 26 | 8 | 365 | 14 | 28 | 74 | .378 | 0 | 0 | .000 | 26 | 48 | .542 | 36 | 54 | 90 | 3.5 | 33 | 0 | 5 | 20 | 5 | 11 | 82 | 3.2 |
| 1993-94 | 4 | 0 | 74 | 18.5 | 9 | 21 | .429 | 0 | 0 | .000 | 4 | 7 | .571 | 8 | 14 | 22 | 5.5 | 6 | 0 | 1 | 5 | 2 | 1 | 22 | 5.5 |
| Career | 30 | 8 | 439 | 14.6 | 37 | 95 | .389 | 0 | 0 | .000 | 30 | 55 | .545 | 44 | 68 | 112 | 3.7 | 39 | 0 | 6 | 25 | 7 | 12 | 104 | 3.5 |

Hadwin, Sara

| Season | GP | GS | Min | Avg | FG | FGA | Pct | 3FG | FGA | Pct | FT | FTA | Pct | Off | Def | Tot | Avg | PF | FO | A | TO | Blk | Stl | Pts | Avg |
|---------------|-----------|----------|-----------|------------|-----------|-----------|-------------|----------|----------|-------------|----------|----------|-------------|----------|----------|-----------|------------|----------|----------|-----------|-----------|----------|----------|-----------|------------|
| 1996-97 | 15 | 0 | 67 | 4.5 | 8 | 16 | .500 | 1 | 2 | .500 | 2 | 4 | .500 | 1 | 5 | 6 | 0.4 | 5 | 0 | 10 | 13 | 0 | 5 | 19 | 1.3 |
| 1997-98 | 7 | 0 | 21 | 3.0 | 4 | 5 | .800 | 2 | 2 | 1.000 | 0 | 1 | .000 | 2 | 3 | 5 | 0.7 | 4 | 0 | 2 | 3 | 0 | 1 | 10 | 1.4 |
| Career | 22 | 0 | 88 | 4.0 | 12 | 21 | .571 | 3 | 4 | .750 | 2 | 5 | .400 | 3 | 8 | 11 | 0.5 | 9 | 0 | 12 | 16 | 0 | 6 | 29 | 1.3 |

Harris, Shannel

| Season | GP | GS | Min | Avg | FG | FGA | Pct | 3FG | FGA | Pct | FT | FTA | Pct | Off | Def | Tot | Avg | PF | FO | A | TO | Blk | Stl | Pts | Avg |
|---------------|------------|-----------|-------------|-------------|-----------|------------|-------------|-----------|-----------|-------------|-----------|-----------|-------------|-----------|------------|------------|------------|------------|----------|-----------|-----------|-----------|-----------|------------|------------|
| 2003-04 | 17 | 0 | 78 | 4.6 | 5 | 14 | .357 | 1 | 5 | .200 | 5 | 9 | .556 | 7 | 9 | 16 | 0.9 | 9 | 0 | 3 | 4 | 3 | 2 | 16 | 0.9 |
| 2004-05 | 28 | 11 | 355 | 12.7 | 15 | 57 | .263 | 8 | 33 | .242 | 3 | 5 | .600 | 24 | 29 | 53 | 1.9 | 29 | 0 | 22 | 40 | 7 | 16 | 41 | 1.5 |
| 2005-06 | 29 | 25 | 549 | 18.9 | 44 | 105 | .419 | 3 | 20 | .150 | 7 | 10 | .700 | 32 | 40 | 72 | 2.5 | 48 | 1 | 33 | 25 | 9 | 27 | 98 | 3.4 |
| 2006-07 | 31 | 20 | 533 | 17.2 | 33 | 93 | .355 | 10 | 28 | .357 | 12 | 21 | .571 | 36 | 38 | 74 | 2.4 | 38 | 0 | 26 | 30 | 22 | 39 | 88 | 2.8 |
| Career | 105 | 56 | 1515 | 14.4 | 97 | 269 | .361 | 22 | 86 | .256 | 27 | 45 | .600 | 99 | 116 | 215 | 2.0 | 124 | 1 | 84 | 99 | 41 | 84 | 243 | 2.3 |

Harvey, Tammy

| Season | GP | GS | Min | Avg | FG | FGA | Pct | 3FG | FGA | Pct | FT | FTA | Pct | Off | Def | Tot | Avg | PF | FO | A | TO | Blk | Stl | Pts | Avg |
|---------------|-----------|-----------|-------------|-------------|------------|------------|-------------|-----|-----|-----|-----------|------------|-------------|-----|-----|------------|------------|------------|----------|-----------|------------|-----------|-----------|------------|------------|
| 1983-84 | 16 | 0 | 91 | 5.7 | 5 | 17 | .294 | | | | 5 | 7 | .714 | | | 16 | 1.0 | 15 | 0 | 4 | 8 | 1 | 4 | 15 | 0.9 |
| 1984-85 | 6 | 0 | 20 | 3.3 | 4 | 9 | .444 | | | | 2 | 4 | .500 | | | 15 | 2.5 | 3 | 0 | 2 | 6 | 2 | 1 | 10 | 1.7 |
| 1985-86 | 29 | 17 | 641 | 22.1 | 51 | 108 | .472 | | | | 39 | 71 | .549 | | | 162 | 5.6 | 70 | 1 | 31 | 35 | 5 | 30 | 141 | 4.9 |
| 1986-87 | 30 | 25 | 711 | 23.7 | 69 | 146 | .473 | | | | 24 | 61 | .393 | | | 172 | 5.7 | 82 | 2 | 34 | 63 | 6 | 18 | 162 | 5.4 |
| Career | 81 | 42 | 1463 | 18.0 | 129 | 280 | .461 | | | | 70 | 143 | .490 | | | 365 | 4.5 | 170 | 3 | 71 | 112 | 14 | 53 | 328 | 4.0 |

Hawkins, Beverly

| Season | GP | GS | Min | Avg | FG | FGA | Pct | 3FG | FGA | Pct | FT | FTA | Pct | Off | Def | Tot | Avg | PF | FO | A | TO | Blk | Stl | Pts | Avg |
|---------------|-----------|-----------|-------------|-------------|------------|------------|-------------|----------|----------|-------------|-----------|-----------|-------------|-----------|------------|------------|------------|-----------|----------|-----------|------------|-----------|-----------|------------|------------|
| 1987-88 | 34 | 10 | 534 | 15.7 | 53 | 122 | .434 | 0 | 1 | .000 | 13 | 21 | .619 | 38 | 62 | 100 | 2.9 | 46 | 0 | 27 | 52 | 6 | 21 | 119 | 3.5 |
| 1988-89 | 29 | 0 | 478 | 16.5 | 48 | 109 | .440 | 0 | 0 | — | 26 | 38 | .684 | 32 | 44 | 76 | 2.6 | 35 | 1 | 25 | 30 | 14 | 23 | 122 | 4.2 |
| 1989-90 | 13 | 0 | 91 | 7.0 | 5 | 24 | .208 | 0 | 0 | — | 4 | 9 | .444 | 8 | 15 | 23 | 1.8 | 6 | 0 | 6 | 19 | 0 | 2 | 14 | 1.1 |
| 1990-91 | 11 | 1 | 60 | 5.5 | 9 | 15 | .600 | 0 | 0 | — | 5 | 11 | .455 | 12 | 9 | 21 | 1.9 | 5 | 0 | 0 | 5 | 2 | 3 | 23 | 2.1 |
| Career | 87 | 11 | 1163 | 13.4 | 115 | 270 | .426 | 0 | 1 | .000 | 48 | 79 | .608 | 90 | 130 | 220 | 2.5 | 92 | 1 | 58 | 106 | 22 | 49 | 278 | 3.2 |

Hickey, Trese

| Season | GP | GS | Min | Avg | FG | FGA | Pct | 3FG | FGA | Pct | FT | FTA | Pct | Off | Def | Tot | Avg | PF | FO | A | TO | Blk | Stl | Pts | Avg |
|---------|----|----|-----|------|----|-----|------|-----|-----|-----|----|-----|------|-----|-----|-----|-----|----|----|----|----|-----|-----|-----|-----|
| 1995-96 | 27 | 25 | 580 | 21.5 | 81 | 187 | .433 | 0 | 0 | — | 18 | 45 | .400 | 72 | 105 | 177 | 6.6 | 84 | 1 | 11 | 41 | 7 | 31 | 180 | 6.7 |

Hill, Crishna

| Season | GP | GS | Min | Avg | FG | FGA | Pct | 3FG | FGA | Pct | FT | FTA | Pct | Off | Def | Tot | Avg | PF | FO | A | TO | Blk | Stl | Pts | Avg |
|---------------|-----------|-----------|-------------|-------------|-----------|------------|-------------|-----------|------------|--------------|-----------|-----------|-------------|-----------|-----------|------------|------------|------------|----------|-----------|-----------|----------|-----------|------------|------------|
| 1998-99 | 27 | 3 | 516 | 19.1 | 37 | 117 | .316 | 10 | 52 | .192 | 12 | 21 | .571 | 27 | 40 | 67 | 2.5 | 58 | 1 | 36 | 43 | 3 | 28 | 96 | 3.6 |
| 1999-2000 | 28 | 6 | 473 | 16.9 | 31 | 108 | .287 | 13 | 55 | .236 | 12 | 20 | .600 | 22 | 22 | 44 | 1.6 | 50 | 0 | 29 | 35 | 0 | 12 | 87 | 3.1 |
| 2000-01 | 4 | 1 | 25 | 6.3 | 1 | 5 | .200 | 0 | 2 | .000 | 0 | 0 | .000 | 0 | 0 | 0 | 0.0 | 4 | 0 | 0 | 2 | 0 | 0 | 2 | 0.5 |
| 2001-02 | 21 | 2 | 145 | 6.9 | 11 | 30 | .367 | 3 | 13 | .231 | 4 | 6 | .667 | 11 | 7 | 18 | 0.9 | 13 | 0 | 12 | 7 | 1 | 7 | 29 | 1.4 |
| Career | 80 | 12 | 1159 | 14.5 | 80 | 260 | .308 | 26 | 122 | 0.213 | 28 | 47 | .596 | 60 | 69 | 129 | 1.6 | 125 | 1 | 77 | 87 | 4 | 47 | 214 | 2.7 |

Holgund, Linda

| Season | GP | GS | Min | Avg | FG | FGA | Pct | 3FG | FGA | Pct | FT | FTA | Pct | Off | Def | Tot | Avg | PF | FO | A | TO | Blk | Stl | Pts | Avg |
|---------------|-----------|----------|------------|------------|-----------|-----------|-------------|-----------|-----------|-------------|----------|-----------|-------------|-----------|-----------|-----------|------------|-----------|----------|-----------|-----------|----------|-----------|-----------|------------|
| 1999-2000 | 19 | 0 | 128 | 6.7 | 10 | 37 | .270 | 6 | 22 | .273 | 0 | 3 | .000 | 6 | 8 | 14 | 0.7 | 17 | 0 | 6 | 9 | 2 | 7 | 26 | 1.4 |
| 2000-01 | 16 | 0 | 79 | 4.9 | 9 | 21 | .429 | 2 | 7 | .286 | 5 | 6 | .833 | 5 | 5 | 10 | 0.6 | 9 | 0 | 5 | 6 | 1 | 4 | 25 | 1.6 |
| 2001-02 | 12 | 0 | 47 | 3.9 | 5 | 17 | .294 | 2 | 8 | .250 | 2 | 4 | .500 | 2 | 6 | 8 | 0.7 | 6 | 0 | 3 | 7 | 0 | 4 | 14 | 1.2 |
| 2002-03 | 3 | 0 | 16 | 5.3 | 2 | 4 | .500 | 1 | 3 | .333 | 0 | 0 | .000 | 0 | 1 | 1 | 0.3 | 0 | 0 | 0 | 1 | 0 | 1 | 5 | 1.7 |
| Career | 50 | 0 | 270 | 5.4 | 26 | 79 | .329 | 11 | 40 | .275 | 7 | 13 | .538 | 13 | 20 | 33 | 0.7 | 32 | 0 | 14 | 23 | 3 | 16 | 70 | 1.4 |

Holland, Liz

| Season | GP | GS | Min | Avg | FG | FGA | Pct | 3FG | FGA | Pct | FT | FTA | Pct | Off | Def | Tot | Avg | PF | FO | A | TO | Blk | Stl | Pts | Avg |
|---------|----|----|-----|-----|----|-----|------|-----|-----|-----|----|-----|-------|-----|-----|-----|-----|----|----|---|----|-----|-----|-----|-----|
| 1981-82 | 6 | 0 | 3 | 0.5 | 2 | 5 | .400 | | | | 2 | 2 | 1.000 | | | 1 | 0.2 | 2 | 0 | 0 | 1 | 0 | 1 | 6 | 1.0 |

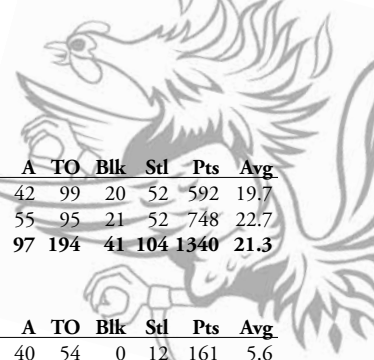
Hollosy, Victoria

| Season | GP | GS | Min | Avg | FG | FGA | Pct | 3FG | FGA | Pct | FT | FTA | Pct | Off | Def | Tot | Avg | PF | FO | A | TO | Blk | Stl | Pts | Avg |
|---------------|----------|----------|-----------|-------------|----------|----------|-------------|----------|----------|----------|----------|----------|----------|----------|----------|----------|------------|----------|----------|----------|----------|----------|----------|----------|------------|
| 1999-2000 | 1 | 0 | 8 | 8.0 | 0 | 2 | .000 | 0 | 0 | — | 0 | 0 | — | 0 | 0 | 0 | 0.0 | 1 | 0 | 1 | 0 | 0 | 0 | 0 | 0.0 |
| 2000-01 | 3 | 1 | 5 | 1.7 | 1 | 2 | .500 | 0 | 0 | — | 0 | 0 | — | 0 | 0 | 0 | 0.0 | 1 | 0 | 0 | 1 | 0 | 0 | 2 | 0.7 |
| Career | 4 | 1 | 13 | 3.25 | 1 | 4 | .250 | 0 | 0 | — | 0 | 0 | — | 0 | 0 | 0 | 0.0 | 2 | 0 | 1 | 1 | 0 | 0 | 2 | 0.5 |

Howard, Natalie

| Season | GP | GS | Min | Avg | FG | FGA | Pct | 3FG | FGA | Pct | FT | FTA | Pct | Off | Def | Tot | Avg | PF | FO | A | TO | Blk | Stl | Pts | Avg |
|---------------|-----------|----------|------------|------------|-----------|-----------|-------------|----------|----------|----------|----------|-----------|-------------|----------|-----|-----|-----|----|----|---|----|-----|-----|-----|-----|
| 1986-87 | 12 | 0 | 76 | 6.3 | 7 | 24 | .292 | | | | 5 | 8 | .625 | | | 4 | 0.3 | 6 | 0 | 2 | 10 | 0 | 2 | 19 | 1.6 |
| 1987-88 | 5 | 0 | 32 | 6.4 | 7 | 14 | .500 | 0 | 0 | — | 1 | 2 | .500 | 3 | 4 | 7 | 1.4 | 2 | 0 | 1 | 4 | 0 | 2 | 15 | 3.0 |
| Career | 17 | 0 | 108 | 6.4 | 14 | 38 | .368 | 0 | 0 | — | 6 | 10 | .600 | 3 | | | | | | | | | | | |

ALL-TIME LETTERWINNER STATS



Hunt, Beth

| Season | GP | GS | Min | Avg | FG | FGA | Pct | 3FG | FGA | Pct | FT | FTA | Pct | Off | Def | Tot | Avg | PF | FO | A | TO | Blk | Stl | Pts | Avg |
|---------------|-----------|-----------|-------------|-------------|------------|------------|-------------|----------|----------|-------------|------------|------------|-------------|------------|------------|------------|------------|------------|----------|-----------|------------|-----------|------------|-------------|-------------|
| 1988-89 | 30 | 30 | 915 | 30.5 | 242 | 420 | .576 | 1 | 1 | 1.000 | 107 | 141 | .759 | 107 | 169 | 276 | 9.2 | 78 | 2 | 42 | 99 | 20 | 52 | 592 | 19.7 |
| 1989-90 | 33 | 33 | 1054 | 31.9 | 316 | 547 | .578 | 1 | 8 | .125 | 115 | 171 | .673 | 107 | 230 | 337 | 10.2 | 73 | 1 | 55 | 95 | 21 | 52 | 748 | 22.7 |
| Career | 63 | 63 | 1969 | 31.3 | 558 | 967 | .577 | 2 | 9 | .222 | 222 | 312 | .712 | 214 | 399 | 613 | 9.7 | 151 | 3 | 97 | 194 | 41 | 104 | 1340 | 21.3 |

Hunter, Angela

| Season | GP | GS | Min | Avg | FG | FGA | Pct | 3FG | FGA | Pct | FT | FTA | Pct | Off | Def | Tot | Avg | PF | FO | A | TO | Blk | Stl | Pts | Avg |
|---------------|-----------|----------|------------|-------------|-----------|------------|-------------|-----------|------------|-------------|-----------|-----------|-------------|-----------|-----------|-----------|------------|-----------|----------|-----------|-----------|----------|-----------|------------|------------|
| 2004-05 | 29 | 8 | 478 | 16.5 | 51 | 166 | .307 | 33 | 122 | .270 | 26 | 35 | .743 | 11 | 39 | 50 | 1.7 | 32 | 0 | 40 | 54 | 0 | 12 | 161 | 5.6 |
| 2005-06 | 13 | 0 | 90 | 6.9 | 7 | 35 | .200 | 5 | 31 | .161 | 2 | 4 | .500 | 2 | 10 | 12 | 0.9 | 9 | 0 | 3 | 7 | 1 | 3 | 21 | 1.6 |
| Career | 42 | 8 | 568 | 13.5 | 58 | 201 | .289 | 38 | 153 | .248 | 28 | 39 | .718 | 13 | 49 | 62 | 1.5 | 41 | 0 | 43 | 61 | 1 | 15 | 182 | 4.3 |

Ibiam, Elem

| Season | GP | GS | Min | Avg | FG | FGA | Pct | 3FG | FGA | Pct | FT | FTA | Pct | Off | Def | Tot | Avg | PF | FO | A | TO | Blk | Stl | Pts | Avg |
|---------|----|----|-----|-----|----|-----|------|-----|-----|------|----|-----|------|-----|-----|-----|-----|----|----|---|----|-----|-----|-----|-----|
| 2011-12 | 25 | 0 | 197 | 7.9 | 26 | 59 | .441 | 0 | 1 | .000 | 22 | 35 | .629 | 34 | 40 | 74 | 3.0 | 33 | 0 | 4 | 16 | 17 | 2 | 74 | 3.0 |

Jacobs, Cynthia

| Season | GP | GS | Min | Avg | FG | FGA | Pct | 3FG | FGA | Pct | FT | FTA | Pct | Off | Def | Tot | Avg | PF | FO | A | TO | Blk | Stl | Pts | Avg |
|---------------|-----------|----|-----|-----|------------|------------|-------------|-----|-----|-----|------------|------------|-------------|-----|-----|------------|------------|-----------|----------|-----------|------------|-----------|-----------|------------|-------------|
| 1978-79 | 29 | | | | 148 | 290 | .510 | | | | 60 | 102 | .588 | | | 245 | 8.5 | | | | | | | 356 | 12.3 |
| 1979-80 | 36 | | | | 127 | 258 | .492 | | | | 57 | 108 | .528 | | | 270 | 7.5 | 91 | 2 | 68 | 110 | 18 | 47 | 311 | 8.6 |
| Career | 65 | | | | 275 | 548 | .502 | | | | 117 | 210 | .557 | | | 515 | 7.9 | 91 | 2 | 68 | 110 | 18 | 47 | 667 | 10.3 |

James, Betsy

| Season | GP | GS | Min | Avg | FG | FGA | Pct | 3FG | FGA | Pct | FT | FTA | Pct | Off | Def | Tot | Avg | PF | FO | A | TO | Blk | Stl | Pts | Avg |
|---------|----|----|-----|-----|----|-----|------|-----|-----|-----|----|-----|------|-----|-----|-----|-----|----|----|---|----|-----|-----|-----|-----|
| 1976-77 | 10 | | | | 0 | 5 | .000 | | | | 1 | 3 | .333 | | | 4 | 0.4 | 1 | 0 | 0 | | 0 | 2 | 1 | 0.1 |

Jeffcoat, Shanta

| Season | GP | GS | Min | Avg | FG | FGA | Pct | 3FG | FGA | Pct | FT | FTA | Pct | Off | Def | Tot | Avg | PF | FO | A | TO | Blk | Stl | Pts | Avg |
|---------------|------------|-----------|-------------|-------------|------------|------------|-------------|-----------|-----------|-------------|-----------|------------|-------------|-----------|-----------|------------|------------|------------|----------|------------|------------|-----------|-----------|------------|------------|
| 1996-97 | 27 | 0 | 461 | 17.1 | 42 | 126 | .333 | 6 | 26 | .231 | 43 | 61 | .705 | 21 | 45 | 66 | 2.4 | 41 | 0 | 39 | 70 | 4 | 25 | 133 | 4.9 |
| 1997-98 | 24 | 0 | 184 | 7.7 | 21 | 55 | .382 | 4 | 18 | .222 | 10 | 17 | .588 | 6 | 17 | 23 | 1.0 | 21 | 0 | 19 | 21 | 1 | 5 | 56 | 2.3 |
| 1998-99 | 24 | 0 | 238 | 9.9 | 19 | 51 | .373 | 2 | 16 | .125 | 17 | 20 | .850 | 17 | 14 | 31 | 1.3 | 22 | 0 | 23 | 21 | 3 | 16 | 57 | 2.4 |
| 1999-2000 | 28 | 18 | 553 | 19.8 | 26 | 81 | .321 | 8 | 31 | .258 | 24 | 34 | .706 | 28 | 17 | 45 | 1.6 | 42 | 0 | 44 | 54 | 3 | 16 | 84 | 3.0 |
| Career | 103 | 18 | 1436 | 13.9 | 108 | 313 | .345 | 20 | 91 | .220 | 94 | 132 | .712 | 72 | 93 | 165 | 1.6 | 126 | 0 | 125 | 166 | 11 | 62 | 330 | 3.2 |

Johnson, Evelyn

| Season | GP | GS | Min | Avg | FG | FGA | Pct | 3FG | FGA | Pct | FT | FTA | Pct | Off | Def | Tot | Avg | PF | FO | A | TO | Blk | Stl | Pts | Avg |
|---------------|------------|-----------|-------------|-------------|------------|-------------|-------------|-----|-----|-----|------------|------------|-------------|-----|-----|------------|------------|------------|-----------|------------|------------|-----------|------------|-------------|-------------|
| 1979-80 | 36 | | | | 199 | 402 | .495 | | | | 69 | 109 | .633 | | | 187 | 5.2 | 95 | 3 | 62 | 83 | 9 | 58 | 467 | 13.0 |
| 1980-81 | 30 | 30 | 912 | 30.4 | 200 | 418 | .480 | | | | 93 | 125 | .744 | | | 178 | 5.9 | 94 | 6 | 76 | 102 | 13 | 49 | 493 | 16.7 |
| 1981-82 | 31 | 31 | 887 | 28.6 | 187 | 378 | .495 | | | | 50 | 71 | .704 | | | 157 | 5.1 | 81 | 1 | 83 | 93 | 20 | 67 | 424 | 13.7 |
| 1982-83 | 16 | 11 | 259 | 16.2 | 88 | 192 | .458 | | | | 60 | 90 | .667 | | | 106 | 6.6 | 56 | 4 | 22 | 41 | 7 | 17 | 236 | 14.8 |
| Career | 113 | 72 | 2058 | 18.2 | 674 | 1390 | .485 | | | | 272 | 395 | .689 | | | 628 | 5.6 | 326 | 14 | 243 | 319 | 49 | 191 | 1620 | 14.3 |

Johnson, Koretha

| Season | GP | GS | Min | Avg | FG | FGA | Pct | 3FG | FGA | Pct | FT | FTA | Pct | Off | Def | Tot | Avg | PF | FO | A | TO | Blk | Stl | Pts | Avg |
|---------|----|----|-----|------|----|-----|------|-----|-----|------|----|-----|------|-----|-----|-----|-----|----|----|----|----|-----|-----|-----|-----|
| 2002-03 | 31 | 31 | 820 | 26.5 | 55 | 164 | .335 | 17 | 63 | .270 | 39 | 63 | .619 | 69 | 99 | 168 | 5.4 | 75 | 3 | 39 | 66 | 5 | 33 | 166 | 5.4 |

Johnson, Melanie

| Season | GP | GS | Min | Avg | FG | FGA | Pct | 3FG | FGA | Pct | FT | FTA | Pct | Off | Def | Tot | Avg | PF | FO | A | TO | Blk | Stl | Pts | Avg |
|---------------|-----------|-----------|-------------|-------------|------------|------------|-------------|----------|-----------|-------------|------------|------------|-------------|------------|------------|------------|------------|------------|----------|------------|------------|-----------|------------|------------|------------|
| 2004-05 | 28 | 9 | 543 | 19.4 | 86 | 182 | .473 | 0 | 2 | .000 | 32 | 75 | .427 | 75 | 114 | 189 | 6.8 | 67 | 2 | 34 | 75 | 54 | 62 | 204 | 7.3 |
| 2005-06 | 29 | 12 | 596 | 20.6 | 127 | 241 | .527 | 0 | 3 | .000 | 64 | 92 | .696 | 69 | 123 | 192 | 6.6 | 69 | 3 | 43 | 79 | 29 | 67 | 318 | 11.0 |
| 2006-07 | 32 | 17 | 562 | 17.6 | 110 | 259 | .425 | 5 | 23 | 0.217 | 53 | 80 | .663 | 93 | 83 | 176 | 5.5 | 70 | 1 | 42 | 73 | 16 | 63 | 278 | 8.7 |
| Career | 89 | 38 | 1701 | 19.1 | 323 | 682 | .474 | 5 | 28 | .179 | 149 | 247 | .603 | 237 | 320 | 557 | 6.3 | 206 | 6 | 119 | 227 | 99 | 192 | 800 | 9.0 |

Johnson, Rita

| Season | GP | GS | Min | Avg | FG | FGA | Pct | 3FG | FGA | Pct | FT | FTA | Pct | Off | Def | Tot | Avg | PF | FO | A | TO | Blk | Stl | Pts | Avg |
|---------------|------------|-----------|------------|------|------------|------------|-------------|-----|-----|-----|------------|------------|-------------|-----|-----|------------|------------|------------|----------|------------|------------|----------|------------|-------------|------------|
| 1977-78 | 33 | 7 | | | 75 | 201 | .373 | | | | 20 | 37 | .541 | | | 43 | 1.3 | 84 | 4 | 38 | 79 | 2 | 54 | 170 | 5.2 |
| 1978-79 | 31 | | | | 106 | 212 | .500 | | | | 56 | 83 | .674 | | | 45 | 1.5 | | | | | | | 268 | 8.6 |
| 1979-80 | 36 | | | | 113 | 250 | .452 | | | | 46 | 76 | .605 | | | 50 | 1.4 | 96 | 2 | 119 | 79 | 2 | 89 | 272 | 7.6 |
| 1980-81 | 30 | 23 | 670 | 22.3 | 134 | 265 | .506 | | | | 78 | 97 | .804 | | | 58 | 1.9 | 64 | 1 | 75 | 73 | 1 | 88 | 346 | 11.6 |
| Career | 130 | 30 | 670 | | 428 | 928 | .461 | | | | 200 | 293 | .683 | | | 196 | 1.5 | 244 | 7 | 232 | 231 | 5 | 231 | 1056 | 8.1 |

Johnson, Shannon

| Season | GP | GS | Min | Avg | FG | FGA | Pct | 3FG | FGA | Pct | FT | FTA | Pct | Off | Def | Tot | Avg | PF | FO | A | TO | Blk | Stl | Pts | Avg |
|---------------|------------|------------|-------------|-------------|------------|-------------|--------------|------------|------------|-------------|------------|------------|-------------|------------|------------|------------|------------|------------|----------|------------|------------|-----------|------------|-------------|-------------|
| 1992-93 | 27 | 27 | 715 | 26.5 | 89 | 212 | .420 | 18 | 50 | .360 | 63 | 87 | .724 | 30 | 68 | 98 | 3.6 | 81 | 3 | 83 | 131 | 4 | 65 | 259 | 9.6 |
| 1993-94 | 27 | 27 | 834 | 30.9 | 231 | 506 | .457 | 44 | 111 | .396 | 128 | 186 | .688 | 65 | 95 | 160 | 5.9 | 95 | 1 | 133 | 117 | 17 | 64 | 634 | 23.5 |
| 1994-95 | 27 | 27 | 973 | 36.0 | 214 | 497 | .431 | 64 | 182 | .352 | 154 | 227 | .678 | 62 | 110 | 172 | 6.4 | 91 | 4 | 138 | 99 | 18 | 57 | 646 | 23.9 |
| 1995-96 | 28 | 27 | 973 | 34.8 | 238 | 544 | .438 | 82 | 202 | .406 | 133 | 179 | .743 | 44 | 123 | 167 | 6.0 | 86 | 1 | 113 | 104 | 20 | 74 | 691 | 24.7 |
| Career | 109 | 108 | 3495 | 32.1 | 772 | 1759 | .4389 | 208 | 545 | .382 | 478 | 679 | .704 | 201 | 396 | 597 | 5.5 | 353 | 9 | 467 | 451 | 59 | 260 | 2230 | 20.5 |

Introduction

Staff

Players

11-12 Review

Records

History

The University

ALL-TIME LETTERWINNER STATS

Jones, Cissie

| Season | GP | GS | Min | Avg | FG | FGA | Pct | 3FG | FGA | Pct | FT | FTA | Pct | Off | Def | Tot | Avg | PF | FO | A | TO | Blk | Stl | Pts | Avg |
|---------|----|----|-----|-----|----|-----|------|-----|-----|-----|----|-----|------|-----|-----|-----|-----|----|----|---|----|-----|-----|-----|-----|
| 1974-75 | 30 | | | | 94 | 233 | .403 | | | | 19 | 41 | .463 | | | 189 | 6.3 | 80 | | | | | | 207 | 6.9 |

Jones, Ebony

| Season | GP | GS | Min | Avg | FG | FGA | Pct | 3FG | FGA | Pct | FT | FTA | Pct | Off | Def | Tot | Avg | PF | FO | A | TO | Blk | Stl | Pts | Avg |
|---------|----|----|-----|------|----|-----|-------|-----|-----|------|----|-----|-------|-----|-----|-----|-----|----|----|----|----|-----|-----|-----|-----|
| 2004-05 | 1 | 0 | 2 | 2.0 | 1 | 1 | 1.000 | 0 | 0 | — | 0 | 0 | — | 0 | 1 | 1 | 1.0 | 1 | 0 | 0 | 1 | 0 | 0 | 2 | 2.0 |
| 2005-06 | 7 | 0 | 28 | 4.0 | 6 | 19 | .316 | 3 | 15 | .200 | 1 | 1 | 1.000 | 1 | 0 | 1 | 0.1 | 4 | 0 | 1 | 2 | 0 | 1 | 16 | 2.3 |
| 2006-07 | 7 | 0 | 26 | 3.7 | 6 | 14 | .429 | 4 | 10 | .400 | 1 | 2 | .500 | 0 | 2 | 2 | 0.3 | 2 | 0 | 2 | 2 | 1 | 1 | 17 | 2.4 |
| 2007-08 | 29 | 6 | 412 | 14.2 | 40 | 129 | .310 | 35 | 108 | .324 | 6 | 8 | .750 | 17 | 35 | 52 | 1.8 | 33 | 0 | 27 | 28 | 1 | 15 | 121 | 4.2 |
| Career | 44 | 6 | 468 | 10.6 | 53 | 163 | .325 | 42 | 133 | .316 | 8 | 11 | .727 | 18 | 38 | 56 | 1.3 | 40 | 0 | 30 | 33 | 2 | 17 | 156 | 3.5 |

Jones, Jordan

| Season | GP | GS | Min | Avg | FG | FGA | Pct | 3FG | FGA | Pct | FT | FTA | Pct | Off | Def | Tot | Avg | PF | FO | A | TO | Blk | Stl | Pts | Avg |
|---------|----|----|------|------|-----|-----|------|-----|-----|------|----|-----|------|-----|-----|-----|-----|----|----|----|----|-----|-----|-----|------|
| 2007-08 | 32 | 31 | 1111 | 34.7 | 140 | 345 | .406 | 97 | 243 | .399 | 42 | 57 | .737 | 14 | 75 | 89 | 2.8 | 61 | 0 | 58 | 88 | 1 | 50 | 419 | 13.1 |

Joyner, Lori

| Season | GP | GS | Min | Avg | FG | FGA | Pct | 3FG | FGA | Pct | FT | FTA | Pct | Off | Def | Tot | Avg | PF | FO | A | TO | Blk | Stl | Pts | Avg |
|---------|-----|----|------|------|-----|-----|------|-----|-----|------|-----|-----|------|-----|-----|-----|-----|-----|----|-----|-----|-----|-----|-----|------|
| 1988-89 | 17 | 0 | 125 | 7.4 | 12 | 30 | .400 | 0 | 0 | — | 11 | 16 | .688 | 1 | 5 | 6 | 0.4 | 12 | 0 | 17 | 16 | 1 | 6 | 35 | 2.1 |
| 1989-90 | 33 | 0 | 430 | 13.0 | 42 | 112 | .375 | 8 | 22 | .364 | 20 | 36 | .556 | 3 | 27 | 30 | 0.9 | 40 | 0 | 52 | 57 | 0 | 23 | 112 | 3.4 |
| 1990-91 | 30 | 28 | 907 | 30.2 | 184 | 391 | .471 | 11 | 48 | .229 | 105 | 139 | .755 | 18 | 69 | 87 | 2.9 | 67 | 3 | 97 | 94 | 0 | 51 | 484 | 16.1 |
| 1992-93 | 22 | 22 | 706 | 32.1 | 114 | 295 | .386 | 5 | 32 | .156 | 104 | 135 | .770 | 19 | 55 | 74 | 3.4 | 61 | 2 | 53 | 72 | 3 | 39 | 337 | 15.3 |
| Career | 102 | 50 | 2168 | 21.3 | 352 | 828 | .425 | 24 | 102 | .235 | 240 | 326 | .736 | 41 | 156 | 197 | 1.9 | 180 | 5 | 219 | 239 | 4 | 119 | 968 | 9.5 |

Kelly, Cindy

| Season | GP | GS | Min | Avg | FG | FGA | Pct | 3FG | FGA | Pct | FT | FTA | Pct | Off | Def | Tot | Avg | PF | FO | A | TO | Blk | Stl | Pts | Avg |
|---------|----|----|------|------|-----|-----|------|-----|-----|------|-----|-----|------|-----|-----|-----|-----|-----|----|----|----|-----|-----|-----|------|
| 1992-93 | 17 | 0 | 154 | 9.1 | 8 | 16 | .500 | 0 | 0 | — | 7 | 16 | .438 | 14 | 28 | 42 | 2.5 | 11 | 0 | 1 | 2 | 2 | 6 | 23 | 1.4 |
| 1993-94 | 26 | 2 | 409 | 15.7 | 56 | 122 | .459 | 6 | 22 | .273 | 27 | 40 | .675 | 34 | 72 | 106 | 4.1 | 51 | 0 | 2 | 13 | 20 | 8 | 145 | 5.6 |
| 1994-95 | 27 | 27 | 687 | 25.4 | 114 | 232 | .491 | 9 | 34 | .265 | 54 | 78 | .692 | 62 | 73 | 135 | 5.0 | 75 | 2 | 12 | 40 | 7 | 9 | 291 | 10.8 |
| 1995-96 | 28 | 28 | 704 | 25.1 | 73 | 180 | .406 | 9 | 38 | .237 | 33 | 49 | .673 | 74 | 80 | 154 | 5.5 | 60 | 0 | 10 | 35 | 6 | 9 | 188 | 6.7 |
| Career | 98 | 57 | 1954 | 20.0 | 251 | 550 | .456 | 24 | 94 | .255 | 121 | 183 | .661 | 184 | 253 | 437 | 4.5 | 197 | 2 | 25 | 90 | 35 | 32 | 647 | 6.6 |

Kennedy, Samone

| Season | GP | GS | Min | Avg | FG | FGA | Pct | 3FG | FGA | Pct | FT | FTA | Pct | Off | Def | Tot | Avg | PF | FO | A | TO | Blk | Stl | Pts | Avg |
|---------|-----|----|------|------|-----|-----|------|-----|-----|------|----|-----|------|-----|-----|-----|-----|-----|----|-----|-----|-----|-----|-----|-----|
| 2007-08 | 31 | 6 | 583 | 18.8 | 41 | 115 | .357 | 0 | 8 | .000 | 33 | 50 | .660 | 14 | 44 | 58 | 1.9 | 35 | 0 | 106 | 81 | 0 | 42 | 115 | 3.7 |
| 2008-09 | 28 | 20 | 680 | 24.3 | 55 | 147 | .374 | 9 | 39 | .231 | 27 | 44 | .614 | 5 | 39 | 44 | 1.6 | 47 | 0 | 68 | 73 | 2 | 34 | 146 | 5.2 |
| 2009-10 | 29 | 27 | 810 | 27.9 | 56 | 149 | .376 | 14 | 49 | .286 | 20 | 35 | .571 | 12 | 66 | 78 | 2.7 | 49 | 0 | 68 | 49 | 2 | 34 | 146 | 5.0 |
| 2010-11 | 16 | 9 | 216 | 13.5 | 16 | 47 | .340 | 3 | 18 | .167 | 6 | 12 | .500 | 3 | 15 | 18 | 1.1 | 16 | 0 | 13 | 24 | 2 | 10 | 41 | 2.6 |
| Career | 104 | 62 | 2289 | 22.0 | 168 | 458 | .367 | 23 | 114 | .228 | 86 | 141 | .610 | 34 | 164 | 198 | 1.9 | 147 | 0 | 255 | 227 | 6 | 120 | 448 | 4.3 |

Keppler, Lynette

| Season | GP | GS | Min | Avg | FG | FGA | Pct | 3FG | FGA | Pct | FT | FTA | Pct | Off | Def | Tot | Avg | PF | FO | A | TO | Blk | Stl | Pts | Avg |
|---------|----|----|-----|-----|----|-----|------|-----|-----|-----|----|-----|------|-----|-----|-----|-----|----|----|---|----|-----|-----|-----|-----|
| 1996-97 | 21 | 0 | 158 | 7.5 | 7 | 30 | .233 | 0 | 0 | — | 3 | 10 | .300 | 8 | 18 | 26 | 1.2 | 19 | 0 | 2 | 17 | 5 | 6 | 17 | 0.8 |

Kerr, Nona

| Season | GP | GS | Min | Avg | FG | FGA | Pct | 3FG | FGA | Pct | FT | FTA | Pct | Off | Def | Tot | Avg | PF | FO | A | TO | Blk | Stl | Pts | Avg |
|---------|----|----|-----|-----|----|-----|------|-----|-----|-----|----|-----|------|-----|-----|-----|-----|----|----|---|----|-----|-----|-----|-----|
| 1974-75 | 7 | | | | 0 | 6 | .000 | | | | 2 | 8 | .250 | | | 2 | 0.3 | 2 | | | | | | 2 | 0.3 |

Key, Casie

| Season | GP | GS | Min | Avg | FG | FGA | Pct | 3FG | FGA | Pct | FT | FTA | Pct | Off | Def | Tot | Avg | PF | FO | A | TO | Blk | Stl | Pts | Avg |
|-----------|----|----|-----|-----|----|-----|------|-----|-----|-----|----|-----|-------|-----|-----|-----|-----|----|----|---|----|-----|-----|-----|-----|
| 1996-97 | 17 | 0 | 91 | 5.4 | 9 | 27 | .333 | 0 | 0 | — | 3 | 14 | 0.214 | 12 | 25 | 37 | 2.2 | 9 | 0 | 4 | 6 | 7 | 5 | 21 | 1.2 |
| 1997-98 | 15 | 0 | 47 | 3.1 | 9 | 21 | .429 | 0 | 0 | — | 1 | 5 | .200 | 7 | 8 | 15 | 1.0 | 14 | 1 | 0 | 10 | 1 | 1 | 19 | 1.3 |
| 1998-99 | 20 | 0 | 123 | 6.2 | 17 | 39 | .436 | 0 | 0 | — | 3 | 8 | .375 | 15 | 22 | 37 | 1.9 | 19 | 1 | 0 | 15 | 0 | 7 | 37 | 1.9 |
| 1999-2000 | 14 | 1 | 55 | 3.9 | 3 | 12 | .250 | 0 | 0 | — | 3 | 5 | .600 | 3 | 8 | 11 | 0.8 | 6 | 0 | 3 | 6 | 0 | 0 | 9 | 0.6 |
| Career | 66 | 1 | 316 | 4.8 | 38 | 99 | .384 | 0 | 0 | — | 10 | 32 | .313 | 37 | 63 | 100 | 1.5 | 48 | 2 | 7 | 37 | 8 | 13 | 86 | 1.4 |

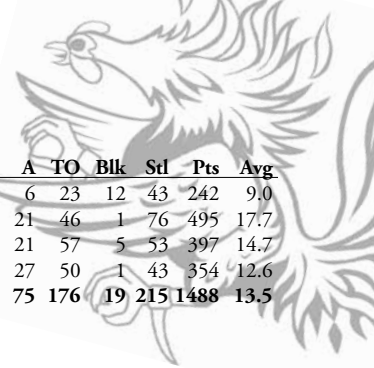
Kulcsar, Larissa

| Season | GP | GS | Min | Avg | FG | FGA | Pct | 3FG | FGA | Pct | FT | FTA | Pct | Off | Def | Tot | Avg | PF | FO | A | TO | Blk | Stl | Pts | Avg |
|---------|----|----|------|------|-----|-----|------|-----|-----|------|----|-----|------|-----|-----|-----|-----|-----|----|----|----|-----|-----|-----|-----|
| 2003-04 | 28 | 3 | 522 | 18.6 | 51 | 101 | .505 | 5 | 14 | .357 | 16 | 44 | .364 | 36 | 40 | 76 | 2.7 | 74 | 3 | 25 | 33 | 1 | 11 | 123 | 4.4 |
| 2004-05 | 26 | 4 | 277 | 10.7 | 32 | 75 | .427 | 0 | 1 | .000 | 15 | 35 | .429 | 20 | 31 | 51 | 2.0 | 38 | 1 | 14 | 33 | 4 | 9 | 79 | 3.0 |
| 2005-06 | 21 | 0 | 196 | 9.3 | 28 | 48 | .583 | 0 | 0 | — | 15 | 33 | .455 | 14 | 21 | 35 | 1.7 | 13 | 0 | 11 | 16 | 4 | 11 | 71 | 3.4 |
| 2006-07 | 18 | 2 | 121 | 6.7 | 11 | 20 | .550 | 0 | 0 | — | 12 | 19 | .632 | 6 | 26 | 32 | 1.8 | 11 | 0 | 6 | 14 | 2 | 7 | 34 | 1.9 |
| Career | 93 | 9 | 1116 | 12.0 | 122 | 244 | .500 | 5 | 15 | .333 | 58 | 131 | .443 | 76 | 118 | 194 | 2.1 | 136 | 4 | 56 | 96 | 11 | 38 | 307 | 3.3 |

Lee, Rachell

| Season | GP | GS | Min | Avg | FG | FGA | Pct | 3FG | FGA | Pct | FT | FTA | Pct | Off | Def | Tot | Avg | PF | FO | A | TO | Blk | Stl | Pts | Avg |
|---------|----|----|-----|------|----|-----|------|-----|-----|-----|----|-----|------|-----|-----|-----|-----|-----|----|---|----|-----|-----|-----|-----|
| 1996-97 | 24 | 10 | 447 | 18.6 | 46 | 110 | .418 | 0 | 0 | — | 23 | 45 | .511 | 36 | 57 | 93 | 3.9 | 75 | 3 | 7 | 28 | 23 | 17 | 115 | 4.8 |
| 1997-98 | 25 | 1 | 195 | 7.8 | 26 | 59 | .441 | 0 | 0 | — | 26 | 40 | .650 | 15 | 17 | 32 | 1.3 | 38 | 0 | 1 | 15 | 8 | 7 | 78 | 3.1 |
| Career | 49 | 11 | 642 | 13.1 | 72 | 169 | .426 | 0 | 0 | — | 49 | 85 | .576 | 51 | 74 | 125 | 2.6 | 113 | 3 | 8 | 43 | 31 | 24 | 193 | 3.9 |

ALL-TIME LETTERWINNER STATS



Lester, Annie

| Season | GP | GS | Min | Avg | FG | FGA | Pct | 3FG | FGA | Pct | FT | FTA | Pct | Off | Def | Tot | Avg | PF | FO | A | TO | Blk | Stl | Pts | Avg |
|---------------|------------|-----------|-------------|-------------|------------|-------------|-------------|----------|-----------|-------------|------------|------------|-------------|------------|------------|------------|------------|------------|-----------|-----------|------------|-----------|------------|-------------|-------------|
| 1996-97 | 27 | 18 | 623 | 23.1 | 103 | 222 | .464 | 0 | 0 | — | 36 | 50 | .720 | 65 | 115 | 180 | 6.7 | 68 | 2 | 6 | 23 | 12 | 43 | 242 | 9.0 |
| 1997-98 | 28 | 28 | 862 | 30.8 | 190 | 424 | .448 | 0 | 1 | .000 | 115 | 148 | .777 | 108 | 139 | 247 | 8.8 | 103 | 8 | 21 | 46 | 1 | 76 | 495 | 17.7 |
| 1998-99 | 27 | 27 | 797 | 29.5 | 156 | 346 | .451 | 5 | 31 | .161 | 80 | 115 | .696 | 100 | 113 | 213 | 7.9 | 100 | 9 | 21 | 57 | 5 | 53 | 397 | 14.7 |
| 1999-2000 | 28 | 23 | 728 | 26 | 126 | 258 | .488 | 0 | 3 | .000 | 102 | 142 | .718 | 75 | 70 | 145 | 5.2 | 73 | 4 | 27 | 50 | 1 | 43 | 354 | 12.6 |
| Career | 110 | 96 | 3010 | 27.4 | 575 | 1250 | .460 | 5 | 35 | .143 | 333 | 455 | .732 | 348 | 437 | 785 | 7.1 | 344 | 23 | 75 | 176 | 19 | 215 | 1488 | 13.5 |

Lewis, Elin

| Season | GP | GS | Min | Avg | FG | FGA | Pct | 3FG | FGA | Pct | FT | FTA | Pct | Off | Def | Tot | Avg | PF | FO | A | TO | Blk | Stl | Pts | Avg |
|---------|----|----|-----|-----|----|-----|------|-----|-----|------|----|-----|-----|-----|-----|-----|-----|----|----|---|----|-----|-----|-----|-----|
| 1997-98 | 2 | 0 | 7 | 3.5 | 0 | 1 | .000 | 0 | 1 | .000 | 0 | 0 | — | 0 | 0 | 0 | 0.0 | 0 | 0 | 1 | 1 | 0 | 0 | 0 | 0.0 |

Lorello, MaryJo

| Season | GP | GS | Min | Avg | FG | FGA | Pct | 3FG | FGA | Pct | FT | FTA | Pct | Off | Def | Tot | Avg | PF | FO | A | TO | Blk | Stl | Pts | Avg |
|---------|----|----|-----|-----|----|-----|------|-----|-----|-----|----|-----|------|-----|-----|-----|-----|----|----|---|----|-----|-----|-----|-----|
| 1977-78 | 10 | 0 | | | 3 | 9 | .333 | | | | 4 | 6 | .667 | | | 9 | 0.9 | 3 | 0 | 4 | 5 | 0 | 0 | 10 | 1.0 |

Lynch, Gwen

| Season | GP | GS | Min | Avg | FG | FGA | Pct | 3FG | FGA | Pct | FT | FTA | Pct | Off | Def | Tot | Avg | PF | FO | A | TO | Blk | Stl | Pts | Avg |
|---------------|-----------|-----------|-------------|-------------|------------|------------|-------------|-----|-----|-----|-----------|-----------|-------------|-----|-----|------------|------------|------------|----------|------------|-----------|----------|-----------|------------|------------|
| 1982-83 | 23 | 9 | 340 | 14.8 | 71 | 154 | .461 | | | | 12 | 16 | .750 | | | 46 | 2.0 | 21 | 0 | 20 | 20 | 1 | 16 | 154 | 6.7 |
| 1983-84 | 30 | 21 | 747 | 24.9 | 91 | 194 | .469 | | | | 12 | 16 | .750 | | | 58 | 1.9 | 61 | 1 | 60 | 35 | 2 | 34 | 194 | 6.5 |
| 1984-85 | 28 | 0 | 392 | 14.0 | 42 | 86 | .488 | | | | 15 | 19 | .789 | | | 45 | 1.6 | 36 | 1 | 39 | 23 | 1 | 20 | 99 | 3.5 |
| Career | 81 | 30 | 1479 | 18.3 | 204 | 434 | .470 | | | | 39 | 51 | .765 | | | 149 | 1.8 | 118 | 2 | 119 | 78 | 4 | 70 | 447 | 5.5 |

Malichi, Lisa

| Season | GP | GS | Min | Avg | FG | FGA | Pct | 3FG | FGA | Pct | FT | FTA | Pct | Off | Def | Tot | Avg | PF | FO | A | TO | Blk | Stl | Pts | Avg |
|---------|----|----|-----|-----|----|-----|------|-----|-----|-----|----|-----|------|-----|-----|-----|-----|----|----|---|----|-----|-----|-----|-----|
| 1982-83 | 9 | 0 | 32 | 3.6 | 7 | 26 | .269 | | | | 17 | 23 | .739 | | | 19 | 2.1 | 14 | 0 | 0 | 10 | 4 | 3 | 31 | 3.4 |

May, Jewel

| Season | GP | GS | Min | Avg | FG | FGA | Pct | 3FG | FGA | Pct | FT | FTA | Pct | Off | Def | Tot | Avg | PF | FO | A | TO | Blk | Stl | Pts | Avg |
|---------------|------------|-----------|-------------|-------------|------------|------------|-------------|----------|----------|----------|------------|------------|-------------|------------|------------|------------|------------|------------|-----------|-----------|------------|-----------|-----------|------------|------------|
| 2007-08 | 28 | 0 | 271 | 9.7 | 31 | 74 | .419 | 0 | 0 | — | 35 | 51 | .686 | 23 | 40 | 63 | 2.3 | 46 | 2 | 3 | 31 | 5 | 10 | 97 | 3.5 |
| 2008-09 | 28 | 26 | 599 | 21.4 | 43 | 113 | .381 | 0 | 0 | — | 45 | 68 | .662 | 59 | 83 | 142 | 5.1 | 87 | 5 | 4 | 36 | 13 | 26 | 131 | 4.7 |
| 2009-10 | 29 | 28 | 454 | 15.7 | 23 | 59 | .3690 | 0 | 0 | — | 12 | 22 | .545 | 44 | 56 | 100 | 3.4 | 75 | 2 | 3 | 32 | 5 | 7 | 58 | 2.0 |
| 2010-11 | 33 | 33 | 613 | 18.6 | 45 | 119 | .378 | 0 | 0 | — | 39 | 62 | .629 | 68 | 84 | 152 | 4.6 | 109 | 9 | 12 | 52 | 22 | 20 | 129 | 3.9 |
| Career | 118 | 87 | 1937 | 16.4 | 142 | 365 | .389 | 0 | 0 | — | 131 | 203 | .645 | 194 | 263 | 457 | 3.9 | 317 | 18 | 22 | 151 | 45 | 63 | 415 | 3.5 |

McAlister, Amy

| Season | GP | GS | Min | Avg | FG | FGA | Pct | 3FG | FGA | Pct | FT | FTA | Pct | Off | Def | Tot | Avg | PF | FO | A | TO | Blk | Stl | Pts | Avg |
|---------------|-----------|----------|------------|------------|-----------|-----------|-------------|-----|-----|-----|-----------|-----------|-------------|-----|-----|-----------|------------|-----------|----------|-----------|-----------|----------|----------|-----------|------------|
| 1983-84 | 12 | 0 | 60 | 5.0 | 6 | 16 | .375 | | | | 6 | 10 | .600 | | | 9 | 0.8 | 19 | 0 | 2 | 14 | 0 | 0 | 18 | 1.5 |
| 1985-86 | 19 | 0 | 108 | 5.7 | 14 | 34 | .412 | | | | 4 | 8 | .500 | | | 18 | 0.9 | 20 | 0 | 9 | 11 | 0 | 4 | 32 | 1.7 |
| Career | 31 | 0 | 168 | 5.4 | 20 | 50 | .400 | | | | 10 | 18 | .556 | | | 27 | 0.9 | 39 | 0 | 11 | 25 | 0 | 4 | 50 | 1.6 |

McAlister, Marsi

| Season | GP | GS | Min | Avg | FG | FGA | Pct | 3FG | FGA | Pct | FT | FTA | Pct | Off | Def | Tot | Avg | PF | FO | A | TO | Blk | Stl | Pts | Avg |
|---------------|------------|-----------|-------------|-------------|------------|-------------|-------------|-----|-----|-----|------------|------------|-------------|-----|-----|------------|------------|------------|----------|------------|------------|-----------|------------|-------------|-------------|
| 1981-82 | 30 | 3 | 483 | 16.1 | 56 | 126 | .444 | | | | 35 | 53 | .660 | | | 73 | 2.4 | 35 | 0 | 60 | 76 | 3 | 29 | 147 | 4.9 |
| 1982-83 | 28 | 28 | 980 | 35.0 | 175 | 372 | .470 | | | | 63 | 89 | .708 | | | 188 | 6.7 | 78 | 1 | 117 | 119 | 6 | 47 | 413 | 14.8 |
| 1983-84 | 29 | 29 | 940 | 32.4 | 152 | 345 | .441 | | | | 57 | 76 | .750 | | | 158 | 5.4 | 92 | 3 | 128 | 109 | 5 | 49 | 361 | 12.4 |
| 1984-85 | 28 | 28 | 798 | 28.5 | 103 | 266 | .387 | | | | 33 | 47 | .702 | | | 143 | 5.1 | 84 | 4 | 95 | 128 | 6 | 59 | 239 | 8.5 |
| Career | 115 | 88 | 3201 | 27.8 | 486 | 1109 | .438 | | | | 188 | 265 | .709 | | | 562 | 4.9 | 289 | 8 | 400 | 432 | 20 | 184 | 1160 | 10.1 |

McCauley, Maureen

| Season | GP | GS | Min | Avg | FG | FGA | Pct | 3FG | FGA | Pct | FT | FTA | Pct | Off | Def | Tot | Avg | PF | FO | A | TO | Blk | Stl | Pts | Avg |
|---------------|-----------|----|-----|-----|------------|------------|-------------|-----|-----|-----|-----------|-----------|-------------|-----|-----|------------|------------|-----------|----------|-----------|----|----------|-----------|------------|------------|
| 1974-75 | 25 | | | | 61 | 148 | .412 | | | | 15 | 20 | .750 | | | 38 | 1.5 | 25 | | | | | | 137 | 5.5 |
| 1975-76 | 14 | | | | 43 | 95 | .453 | | | | 36 | 43 | .837 | | | 43 | 3.1 | | | | | | | 122 | 8.7 |
| 1976-77 | 23 | | | | 54 | 154 | .351 | | | | 18 | 27 | .667 | | | 32 | 1.4 | 31 | 1 | 21 | | 0 | 18 | 126 | 5.5 |
| Career | 62 | | | | 158 | 397 | .398 | | | | 69 | 90 | .767 | | | 113 | 1.8 | 56 | 1 | 21 | | 0 | 18 | 385 | 6.2 |

McDaniel, Malinda

| Season | GP | GS | Min | Avg | FG | FGA | Pct | 3FG | FGA | Pct | FT | FTA | Pct | Off | Def | Tot | Avg | PF | FO | A | TO | Blk | Stl | Pts | Avg |
|---------------|-----------|-----------|------------|-------------|------------|------------|-------------|----------|----------|----------|-----------|------------|-------------|------------|------------|------------|------------|-----------|----------|-----------|-----------|----------|-----------|------------|------------|
| 1992-93 | 25 | 2 | 242 | 9.7 | 22 | 44 | .500 | 0 | 0 | — | 16 | 30 | .533 | 29 | 34 | 63 | 2.5 | 19 | 0 | 1 | 20 | 2 | 11 | 60 | 2.4 |
| 1993-94 | 27 | 25 | 634 | 23.5 | 95 | 178 | .534 | 0 | 0 | — | 35 | 76 | .461 | 88 | 132 | 220 | 8.1 | 73 | 3 | 10 | 52 | 5 | 29 | 225 | 8.3 |
| Career | 52 | 27 | 876 | 16.8 | 117 | 222 | .527 | 0 | 0 | — | 51 | 106 | .481 | 117 | 166 | 283 | 5.4 | 92 | 3 | 11 | 72 | 7 | 40 | 285 | 5.5 |

McMillian, Treka

| Season | GP | GS | Min | Avg | FG | FGA | Pct | 3FG | FGA | Pct | FT | FTA | Pct | Off | Def | Tot | Avg | PF | FO | A | TO | Blk | Stl | Pts | Avg |
|---------------|-----------|-----------|-------------|-------------|-----------|------------|--------------|----------|----------|-------------|-----------|------------|-------------|------------|------------|------------|------------|------------|----------|-----------|-----------|----------|-----------|------------|------------|
| 1988-89 | 10 | 0 | 72 | 7.2 | 4 | 14 | .286 | 0 | 0 | — | 4 | 12 | .333 | 8 | 17 | 25 | 2.5 | 9 | 0 | 3 | 2 | 1 | 2 | 12 | 1.2 |
| 1989-90 | 21 | 1 | 217 | 10.3 | 9 | 18 | .500 | 0 | 0 | — | 16 | 25 | .640 | 27 | 47 | 74 | 3.5 | 13 | 0 | 3 | 12 | 0 | 4 | 34 | 1.6 |
| 1990-91 | 31 | 30 | 749 | 24.2 | 30 | 71 | .423 | 0 | 1 | .000 | 27 | 59 | .458 | 98 | 105 | 203 | 6.5 | 56 | 0 | 11 | 28 | 5 | 20 | 87 | 2.8 |
| 1991-92 | 27 | 25 | 668 | 24.7 | 19 | 49 | .388 | 0 | 0 | — | 19 | 39 | .487 | 70 | 92 | 162 | 6.0 | 70 | 2 | 13 | 25 | 3 | 25 | 57 | 2.1 |
| Career | 89 | 56 | 1706 | 19.2 | 62 | 152 | .4078 | 0 | 1 | .000 | 66 | 135 | .489 | 203 | 261 | 464 | 5.2 | 148 | 2 | 30 | 67 | 9 | 51 | 190 | 2.1 |

Introduction

Staff

Players

11-12 Review

Records

History

The University

ALL-TIME LETTERWINNER STATS

Miars, Nikki

| Season | GP | GS | Min | Avg | FG | FGA | Pct | 3FG | FGA | Pct | FT | FTA | Pct | Off | Def | Tot | Avg | PF | FO | A | TO | Blk | Stl | Pts | Avg |
|---------------|------------|------------|-------------|-------------|------------|-------------|-------------|------------|------------|-------------|------------|------------|-------------|-----------|------------|------------|------------|------------|----------|------------|------------|-----------|------------|-------------|-------------|
| 1995-96 | 26 | 19 | 714 | 27.5 | 89 | 217 | .410 | 18 | 53 | .340 | 46 | 67 | .687 | 31 | 58 | 89 | 3.4 | 42 | 0 | 45 | 52 | 6 | 29 | 242 | 9.3 |
| 1996-97 | 27 | 27 | 956 | 35.4 | 125 | 358 | .349 | 30 | 102 | .294 | 124 | 152 | .816 | 24 | 90 | 114 | 4.2 | 48 | 1 | 86 | 122 | 1 | 54 | 404 | 15.0 |
| 1997-98 | 28 | 28 | 1072 | 38.3 | 107 | 284 | .377 | 33 | 105 | .314 | 105 | 145 | .724 | 17 | 66 | 83 | 3.0 | 66 | 2 | 139 | 135 | 3 | 63 | 352 | 12.6 |
| 1998-99 | 27 | 26 | 969 | 35.9 | 75 | 233 | .322 | 33 | 105 | .314 | 82 | 110 | .745 | 20 | 63 | 83 | 3.1 | 66 | 2 | 116 | 98 | 2 | 65 | 265 | 9.8 |
| Career | 108 | 100 | 3711 | 34.4 | 396 | 1092 | .363 | 114 | 365 | .312 | 357 | 474 | .753 | 92 | 277 | 369 | 3.4 | 222 | 5 | 386 | 407 | 12 | 211 | 1263 | 11.7 |

Middleton, Karen

| Season | GP | GS | Min | Avg | FG | FGA | Pct | 3FG | FGA | Pct | FT | FTA | Pct | Off | Def | Tot | Avg | PF | FO | A | TO | Blk | Stl | Pts | Avg |
|---------------|------------|-----------|-------------|-------------|------------|-------------|-------------|------------|------------|-------------|------------|------------|-------------|------------|------------|------------|------------|------------|----------|------------|------------|-----------|------------|-------------|-------------|
| 1987-88 | 34 | 27 | 930 | 27.4 | 157 | 370 | .424 | 75 | 173 | .434 | 19 | 27 | .704 | 23 | 57 | 80 | 2.4 | 39 | 0 | 92 | 49 | 2 | 25 | 408 | 12.0 |
| 1988-89 | 30 | 3 | 810 | 27.0 | 131 | 283 | .463 | 51 | 112 | .455 | 12 | 19 | .632 | 18 | 51 | 69 | 2.3 | 33 | 0 | 90 | 53 | 6 | 32 | 325 | 10.8 |
| 1989-90 | 33 | 33 | 1139 | 34.5 | 163 | 327 | .498 | 76 | 162 | .469 | 35 | 49 | .714 | 36 | 112 | 148 | 4.5 | 63 | 2 | 105 | 70 | 2 | 42 | 437 | 13.2 |
| 1990-91 | 31 | 31 | 1134 | 36.6 | 187 | 437 | .428 | 115 | 265 | .434 | 55 | 67 | .821 | 50 | 97 | 147 | 4.7 | 56 | 0 | 122 | 85 | 1 | 52 | 544 | 17.5 |
| Career | 128 | 94 | 4013 | 31.4 | 638 | 1417 | .450 | 317 | 712 | .445 | 121 | 162 | .747 | 127 | 317 | 444 | 3.5 | 191 | 2 | 409 | 257 | 11 | 151 | 1714 | 13.4 |

Morrone, Kelly

| Season | GP | GS | Min | Avg | FG | FGA | Pct | 3FG | FGA | Pct | FT | FTA | Pct | Off | Def | Tot | Avg | PF | FO | A | TO | Blk | Stl | Pts | Avg |
|---------------|------------|-----------|-------------|-------------|------------|------------|-------------|------------|------------|-------------|------------|------------|-------------|-----------|------------|------------|------------|------------|----------|------------|------------|----------|------------|------------|------------|
| 1999-2000 | 27 | 9 | 691 | 25.6 | 64 | 186 | .344 | 50 | 135 | .370 | 10 | 15 | .667 | 11 | 47 | 58 | 2.1 | 39 | 0 | 78 | 75 | 4 | 21 | 188 | 7.0 |
| 2001-02 | 30 | 4 | 646 | 21.5 | 60 | 166 | .361 | 45 | 127 | .354 | 15 | 29 | .517 | 16 | 45 | 61 | 2.0 | 29 | 0 | 63 | 57 | 1 | 27 | 180 | 6.0 |
| 2002-03 | 31 | 31 | 1075 | 34.7 | 90 | 250 | .360 | 62 | 189 | .328 | 41 | 48 | .854 | 21 | 44 | 66 | 2.1 | 48 | 1 | 116 | 89 | 2 | 39 | 283 | 9.1 |
| 2003-04 | 28 | 28 | 986 | 35.2 | 104 | 257 | .405 | 81 | 199 | .407 | 38 | 47 | .809 | 30 | 70 | 100 | 3.6 | 47 | 1 | 82 | 75 | 2 | 51 | 327 | 11.7 |
| Career | 116 | 72 | 3398 | 29.3 | 318 | 859 | .370 | 238 | 650 | .366 | 104 | 139 | .748 | 78 | 206 | 285 | 2.5 | 163 | 2 | 339 | 296 | 9 | 138 | 978 | 8.4 |

Moss, Wendy

| Season | GP | GS | Min | Avg | FG | FGA | Pct | 3FG | FGA | Pct | FT | FTA | Pct | Off | Def | Tot | Avg | PF | FO | A | TO | Blk | Stl | Pts | Avg |
|---------------|-----------|----------|------------|------------|-----------|------------|-------------|-----------|-----------|-------------|-----------|-----------|-------------|-----------|-----------|-----------|------------|-----------|----------|-----------|-----------|----------|-----------|------------|------------|
| 1990-91 | 12 | 0 | 79 | 6.6 | 9 | 23 | .391 | 3 | 9 | .333 | 4 | 5 | .800 | 5 | 8 | 13 | 1.1 | 5 | 0 | 6 | 1 | 1 | 3 | 25 | 2.1 |
| 1991-92 | 28 | 3 | 362 | 12.9 | 36 | 97 | .371 | 12 | 38 | .316 | 9 | 13 | .692 | 13 | 24 | 37 | 1.3 | 12 | 0 | 23 | 35 | 2 | 12 | 93 | 3.3 |
| 1992-93 | 8 | 0 | 62 | 7.8 | 8 | 14 | .571 | 2 | 4 | .500 | 4 | 5 | .800 | 5 | 3 | 8 | 1.0 | 0 | 0 | 2 | 3 | 0 | 5 | 22 | 2.8 |
| 1993-94 | 17 | 0 | 78 | 4.6 | 9 | 20 | .450 | 4 | 13 | .308 | 1 | 1 | 1.000 | 8 | 12 | 20 | 1.2 | 7 | 0 | 8 | 7 | 1 | 5 | 23 | 1.4 |
| Career | 65 | 3 | 581 | 8.9 | 62 | 154 | .403 | 21 | 64 | .328 | 18 | 24 | .750 | 31 | 47 | 78 | 1.2 | 24 | 0 | 39 | 46 | 4 | 25 | 163 | 2.5 |

Murray, Michelle

| Season | GP | GS | Min | Avg | FG | FGA | Pct | 3FG | FGA | Pct | FT | FTA | Pct | Off | Def | Tot | Avg | PF | FO | A | TO | Blk | Stl | Pts | Avg |
|---------------|-----------|-----------|-------------|-------------|------------|------------|-------------|----------|----------|----------|-----------|------------|-------------|------------|------------|------------|------------|------------|----------|-----------|------------|------------|-----------|------------|------------|
| 1989-90 | 14 | 0 | 90 | 6.4 | 9 | 24 | .375 | 0 | 0 | — | 4 | 12 | .333 | 15 | 15 | 30 | 2.1 | 19 | 0 | 1 | 1 | 3 | 1 | 22 | 1.6 |
| 1990-91 | 31 | 0 | 599 | 19.3 | 56 | 145 | .386 | 0 | 0 | — | 28 | 70 | .400 | 71 | 130 | 201 | 6.5 | 57 | 0 | 4 | 37 | 53 | 4 | 140 | 4.5 |
| 1991-92 | 28 | 3 | 555 | 19.8 | 50 | 124 | .403 | 0 | 0 | — | 30 | 66 | .455 | 84 | 112 | 196 | 7.0 | 56 | 0 | 5 | 31 | 49 | 22 | 130 | 4.6 |
| 1992-93 | 23 | 22 | 627 | 27.3 | 80 | 164 | .488 | 0 | 0 | — | 35 | 61 | .574 | 84 | 120 | 204 | 8.9 | 53 | 0 | 6 | 39 | 43 | 24 | 195 | 8.5 |
| Career | 96 | 25 | 1871 | 19.5 | 195 | 457 | .427 | 0 | 0 | — | 97 | 209 | .464 | 254 | 377 | 631 | 6.6 | 185 | 0 | 16 | 108 | 148 | 51 | 487 | 5.1 |

Murry, Melanie

| Season | GP | GS | Min | Avg | FG | FGA | Pct | 3FG | FGA | Pct | FT | FTA | Pct | Off | Def | Tot | Avg | PF | FO | A | TO | Blk | Stl | Pts | Avg |
|---------------|----------|----------|----------|------------|----------|----------|-------------|----------|----------|----------|----------|----------|----------|----------|----------|----------|------------|----------|----------|----------|----------|----------|----------|----------|------------|
| 2000-01 | 1 | 0 | 1 | 1.0 | 0 | 1 | .000 | 0 | 0 | — | 0 | 0 | — | 0 | 0 | 0 | 0.0 | 0 | 0 | 0 | 0 | 0 | 0 | 0 | 0.0 |
| 2001-02 | 2 | 0 | 1 | 0.5 | 0 | 0 | .000 | 0 | 0 | — | 0 | 0 | — | 0 | 0 | 0 | 0.0 | 0 | 0 | 0 | 0 | 0 | 0 | 0 | 0.0 |
| Career | 3 | 0 | 2 | 0.6 | 0 | 1 | .000 | 0 | 0 | — | 0 | 0 | — | 0 | 0 | 0 | 0.0 | 0 | 0 | 0 | 0 | 0 | 0 | 0 | 0.0 |

Nainima, Valerie

| Season | GP | GS | Min | Avg | FG | FGA | Pct | 3FG | FGA | Pct | FT | FTA | Pct | Off | Def | Tot | Avg | PF | FO | A | TO | Blk | Stl | Pts | Avg |
|---------------|-----------|-----------|-------------|-------------|------------|------------|-------------|------------|------------|-------------|-----------|------------|-------------|-----------|-----------|------------|------------|-----------|----------|------------|------------|----------|-----------|------------|-------------|
| 2009-10 | 29 | 28 | 986 | 34.0 | 171 | 451 | .379 | 82 | 229 | .358 | 68 | 90 | .756 | 21 | 58 | 79 | 2.7 | 47 | 0 | 81 | 75 | 7 | 28 | 492 | 17.0 |
| 2010-11 | 25 | 15 | 550 | 22.0 | 53 | 164 | .323 | 33 | 111 | .297 | 18 | 23 | .783 | 5 | 33 | 38 | 1.5 | 16 | 0 | 27 | 32 | 0 | 11 | 157 | 6.3 |
| Career | 54 | 43 | 1536 | 28.4 | 224 | 615 | .364 | 115 | 340 | .338 | 86 | 113 | .761 | 26 | 91 | 117 | 2.2 | 63 | 0 | 108 | 107 | 7 | 39 | 649 | 12.0 |

Najarjian, Renee

| Season | GP | GS | Min | Avg | FG | FGA | Pct | 3FG | FGA | Pct | FT | FTA | Pct | Off | Def | Tot | Avg | PF | FO | A | TO | Blk | Stl | Pts | Avg |
|---------------|-----------|-----------|-------------|-------------|------------|------------|-------------|-----|-----|-----|------------|------------|-------------|-----|-----|------------|------------|------------|----------|-----------|-----------|-----------|-----------|------------|-------------|
| 1983-84 | 27 | 11 | 721 | 26.7 | 84 | 164 | .512 | | | | 63 | 97 | .649 | | | 168 | 6.2 | 83 | 4 | 28 | 53 | 10 | 20 | 231 | 8.6 |
| 1984-85 | 28 | 25 | 963 | 34.4 | 125 | 245 | .510 | | | | 69 | 102 | .676 | | | 213 | 7.6 | 80 | 2 | 25 | 43 | 16 | 30 | 319 | 11.4 |
| Career | 55 | 36 | 1684 | 30.6 | 209 | 409 | .511 | | | | 132 | 199 | .663 | | | 381 | 6.9 | 163 | 6 | 53 | 96 | 26 | 50 | 550 | 10.0 |


Nance, Mona

| Season | GP | GS | Min | Avg | FG | FGA | Pct | 3FG | FGA | Pct | FT | FTA | Pct | Off | Def | Tot | Avg | PF | FO | A | TO | Blk | Stl | Pts | Avg |
|---------|----|----|-----|-----|----|-----|------|-----|-----|-----|----|-----|------|-----|-----|-----|-----|----|----|---|----|-----|-----|-----|-----|
| 1981-82 | 8 | 0 | 7 | 0.9 | 1 | 3 | .333 | | | | 1 | 2 | .500 | | | 5 | 0.6 | 8 | 0 | 1 | 4 | 0 | 1 | 3 | 0.4 |

Nanney, Denise

| Season | GP | GS | Min | Avg | FG | FGA | Pct | 3FG | FGA | Pct | FT | FTA | Pct | Off | Def | Tot | Avg | PF | FO | A | TO | Blk | Stl | Pts | Avg |
|---------------|-----------|----|-----|-----|------------|-------------|-------------|-----|-----|-----|------------|------------|-------------|-----|-----|------------|-------------|------------|----------|-----------|----|-----|-----|-----|------|
| 1974-75 | 30 | | | | 220 | 492 | .447 | | | | 87 | 123 | .707 | | | 361 | 12.0 | 90 | | | | | | 527 | 17.6 |
| 1975-76 | 22 | | | | 164 | 340 | .482 | | | | 63 | 94 | .670 | | | 267 | 12.1 | | | | | | | 391 | 17.8 |
| 1976-77 | 26 | | | | 217 | 527 | .412 | | | | 36 | 69 | .522 | | | 249 | 9.4 | 86 | 3 | 26 | | 6 | 45 | 470 | 18.1 |
| Career | 78 | | | | 601 | 1359 | .442 | | | | 186 | 286 | .650 | | | 877 | 11.2 | 176 | 3 | 26 | | | | | |

ALL-TIME LETTERWINNER STATS



Newton, Courtney

| Season | GP | GS | Min | Avg | FG | FGA | Pct | 3FG | FGA | Pct | FT | FTA | Pct | Off | Def | Tot | Avg | PF | FO | A | TO | Blk | Stl | Pts | Avg |
|---------------|-----------|-----------|-------------|-------------|-----------|------------|-------------|-----------|------------|-------------|-----------|-----------|-------------|-----------|------------|------------|------------|------------|----------|-----------|-----------|-----------|-----------|------------|------------|
| 2007-08 | 5 | 4 | 97 | 19.4 | 8 | 20 | .400 | 4 | 12 | .333 | 4 | 4 | 1.000 | 0 | 4 | 4 | 0.8 | 8 | 0 | 15 | 11 | 0 | 4 | 24 | 4.8 |
| 2008-09 | 22 | 8 | 365 | 16.6 | 19 | 71 | .268 | 11 | 48 | .229 | 15 | 20 | .750 | 16 | 44 | 60 | 2.7 | 34 | 0 | 12 | 19 | 3 | 20 | 64 | 2.9 |
| 2009-10 | 3 | 0 | 30 | 10.0 | 1 | 4 | .250 | 1 | 2 | .500 | 0 | 1 | .000 | 1 | 2 | 3 | 1.0 | 3 | 0 | 0 | 2 | 0 | 1 | 3 | 1.0 |
| 2010-11 | 29 | 16 | 474 | 16.3 | 22 | 72 | .306 | 15 | 55 | .273 | 12 | 24 | .500 | 23 | 51 | 74 | 2.6 | 33 | 1 | 14 | 14 | 5 | 8 | 71 | 2.4 |
| 2011-12 | 32 | 30 | 365 | 11.4 | 7 | 41 | .171 | 6 | 36 | .167 | 2 | 3 | .667 | 20 | 29 | 49 | 1.5 | 39 | 0 | 2 | 13 | 3 | 13 | 22 | 0.7 |
| Career | 91 | 58 | 1331 | 14.6 | 57 | 208 | .274 | 37 | 153 | .242 | 33 | 52 | .635 | 60 | 130 | 190 | 2.1 | 117 | 1 | 43 | 59 | 11 | 46 | 184 | 2.0 |

Oxley, Jaima

| Season | GP | GS | Min | Avg | FG | FGA | Pct | 3FG | FGA | Pct | FT | FTA | Pct | Off | Def | Tot | Avg | PF | FO | A | TO | Blk | Stl | Pts | Avg |
|---------|----|----|-----|-----|-----|-----|------|-----|-----|-----|----|-----|------|-----|-----|-----|-----|----|----|----|----|-----|-----|-----|-----|
| 1977-78 | 32 | 10 | | | 101 | 207 | .488 | | | | 23 | 32 | .719 | | | 78 | 2.4 | 45 | 0 | 42 | 68 | 3 | 16 | 225 | 7.0 |

Pace, C.J.

| Season | GP | GS | Min | Avg | FG | FGA | Pct | 3FG | FGA | Pct | FT | FTA | Pct | Off | Def | Tot | Avg | PF | FO | A | TO | Blk | Stl | Pts | Avg |
|---------------|-----------|-----------|-------------|-------------|-----------|------------|-------------|-----------|------------|-------------|-----------|-----------|-------------|-----------|------------|------------|------------|-----------|----------|-----------|-----------|-----------|-----------|------------|------------|
| 2007-08 | 16 | 2 | 221 | 13.8 | 23 | 59 | .390 | 4 | 19 | 0.211 | 5 | 10 | .500 | 18 | 20 | 38 | 2.4 | 27 | 0 | 7 | 22 | 3 | 12 | 55 | 3.4 |
| 2008-09 | 27 | 24 | 789 | 29.2 | 69 | 235 | .294 | 29 | 108 | .269 | 37 | 48 | .771 | 56 | 102 | 158 | 5.9 | 69 | 0 | 28 | 55 | 11 | 18 | 204 | 7.6 |
| Career | 43 | 26 | 1010 | 23.5 | 92 | 294 | .313 | 33 | 127 | .260 | 42 | 58 | .724 | 74 | 122 | 196 | 4.6 | 96 | 0 | 35 | 77 | 14 | 30 | 259 | 6.0 |

Pappas, Karen

| Season | GP | GS | Min | Avg | FG | FGA | Pct | 3FG | FGA | Pct | FT | FTA | Pct | Off | Def | Tot | Avg | PF | FO | A | TO | Blk | Stl | Pts | Avg |
|---------------|-----------|----|-----|-----|----------|-----------|--------------|-----|-----|-----|----------|-----------|-------------|-----|-----|-----------|------------|-----------|----|---|----|-----|-----|-----------|------------|
| 1974-75 | 19 | | | | 6 | 27 | .222 | | | | 2 | 10 | .200 | | | 28 | 1.5 | 12 | | | | | | 14 | 0.7 |
| 1975-76 | 3 | | | | 2 | 11 | .182 | | | | 7 | 10 | .700 | | | 2 | 0.7 | | | | | | | 11 | 3.7 |
| Career | 22 | | | | 8 | 38 | 0.211 | | | | 9 | 20 | .450 | | | 30 | 1.4 | 12 | | | | | | 25 | 1.1 |

Parker, Becky

| Season | GP | GS | Min | Avg | FG | FGA | Pct | 3FG | FGA | Pct | FT | FTA | Pct | Off | Def | Tot | Avg | PF | FO | A | TO | Blk | Stl | Pts | Avg |
|---------------|------------|-----------|-------------|-------------|------------|------------|--------------|-----|-----|-----|------------|------------|-------------|-----|-----|------------|------------|------------|-----------|------------|------------|-----------|------------|------------|------------|
| 1979-80 | 35 | | | | 61 | 149 | .409 | | | | 51 | 70 | .729 | | | 108 | 3.1 | 71 | 1 | 34 | 34 | 10 | 24 | 173 | 4.9 |
| 1980-81 | 28 | 21 | 758 | 27.1 | 55 | 149 | .369 | | | | 32 | 51 | .627 | | | 97 | 3.5 | 76 | 4 | 44 | 43 | 5 | 41 | 142 | 5.1 |
| 1981-82 | 31 | 18 | 840 | 27.1 | 60 | 146 | .411 | | | | 34 | 67 | .507 | | | 82 | 2.6 | 83 | 2 | 57 | 47 | 11 | 45 | 154 | 5.0 |
| 1982-83 | 28 | 27 | 952 | 34.0 | 129 | 284 | .454 | | | | 54 | 77 | .701 | | | 137 | 4.9 | 83 | 3 | 96 | 67 | 9 | 47 | 312 | 11.1 |
| Career | 122 | 66 | 2550 | 20.9 | 305 | 728 | .4189 | | | | 171 | 265 | .645 | | | 424 | 3.5 | 313 | 10 | 231 | 191 | 35 | 157 | 781 | 6.4 |

Parker, Martha

| Season | GP | GS | Min | Avg | FG | FGA | Pct | 3FG | FGA | Pct | FT | FTA | Pct | Off | Def | Tot | Avg | PF | FO | A | TO | Blk | Stl | Pts | Avg |
|---------------|------------|------------|-------------|-------------|------------|-------------|-------------|----------|-----------|-------------|------------|------------|-------------|------------|------------|------------|------------|------------|-----------|------------|------------|-----------|------------|-------------|-------------|
| 1985-86 | 30 | 29 | 1119 | 37.3 | 108 | 224 | .482 | | | | 77 | 100 | .770 | | | 141 | 4.7 | 78 | 0 | 162 | 95 | 5 | 77 | 293 | 9.8 |
| 1986-87 | 30 | 30 | 1122 | 37.4 | 173 | 339 | .510 | | | | 120 | 160 | .750 | | | 172 | 5.7 | 85 | 5 | 104 | 116 | 8 | 76 | 466 | 15.5 |
| 1987-88 | 34 | 33 | 1172 | 34.5 | 202 | 359 | .563 | 2 | 5 | .400 | 157 | 231 | .680 | 83 | 160 | 243 | 7.1 | 101 | 5 | 131 | 103 | 8 | 58 | 563 | 16.6 |
| 1988-89 | 30 | 30 | 1043 | 34.8 | 143 | 255 | .561 | 1 | 5 | .200 | 119 | 150 | .793 | 50 | 122 | 172 | 5.7 | 96 | 1 | 146 | 88 | 0 | 73 | 406 | 13.5 |
| Career | 124 | 122 | 4456 | 35.9 | 626 | 1177 | .532 | 3 | 10 | .300 | 473 | 641 | .738 | 133 | 282 | 728 | 5.9 | 360 | 11 | 543 | 402 | 21 | 284 | 1728 | 13.9 |

Parker, Tracey

| Season | GP | GS | Min | Avg | FG | FGA | Pct | 3FG | FGA | Pct | FT | FTA | Pct | Off | Def | Tot | Avg | PF | FO | A | TO | Blk | Stl | Pts | Avg |
|---------------|----------|----------|-----------|------------|----------|----------|-------------|----------|----------|----------|----------|----------|-------------|----------|----------|----------|------------|----------|----------|----------|----------|----------|----------|----------|------------|
| 1987-88 | 2 | 0 | 3 | 1.5 | 0 | 2 | .000 | 0 | 0 | — | 1 | 2 | .500 | 1 | 0 | 1 | 0.5 | 2 | 0 | 0 | 1 | 0 | 0 | 1 | 0.5 |
| 1988-89 | 4 | 0 | 16 | 4.0 | 3 | 4 | .750 | 0 | 0 | — | 1 | 2 | .500 | 0 | 0 | 0 | 0.0 | 1 | 0 | 2 | 1 | 0 | 1 | 7 | 1.8 |
| Career | 6 | 0 | 19 | 3.2 | 3 | 6 | .500 | 0 | 0 | — | 2 | 4 | .500 | 1 | 0 | 1 | 0.2 | 3 | 0 | 2 | 2 | 0 | 1 | 8 | 1.3 |

Paskey, Ann

| Season | GP | GS | Min | Avg | FG | FGA | Pct | 3FG | FGA | Pct | FT | FTA | Pct | Off | Def | Tot | Avg | PF | FO | A | TO | Blk | Stl | Pts | Avg |
|---------|----|----|-----|-----|----|-----|------|-----|-----|-----|----|-----|------|-----|-----|-----|-----|----|----|---|----|-----|-----|-----|-----|
| 1974-75 | 8 | | | | 0 | 4 | .000 | | | | 0 | 1 | .000 | | | 12 | 1.5 | 4 | | | | | | 0 | 0.0 |

Paulk, Brenda

| Season | GP | GS | Min | Avg | FG | FGA | Pct | 3FG | FGA | Pct | FT | FTA | Pct | Off | Def | Tot | Avg | PF | FO | A | TO | Blk | Stl | Pts | Avg |
|---------------|-----------|----|-----|-----|-----------|------------|-------------|-----|-----|-----|-----------|-----------|-------------|-----|-----|------------|------------|-----------|----------|-----------|----------|----------|-----------|------------|------------|
| 1975-76 | 21 | | | | 40 | 107 | .374 | | | | 7 | 10 | .700 | | | 46 | 2.2 | | | 23 | | | | 87 | 4.1 |
| 1976-77 | 26 | | | | 32 | 92 | .348 | | | | 16 | 20 | .800 | | | 54 | 2.1 | 55 | 2 | 22 | | 2 | 17 | 80 | 3.1 |
| Career | 47 | | | | 72 | 199 | .362 | | | | 23 | 30 | .767 | | | 100 | 2.1 | 55 | 2 | 45 | 0 | 2 | 17 | 167 | 3.6 |

Payne, Jasmine

| Season | GP | GS | Min | Avg | FG | FGA | Pct | 3FG | FGA | Pct | FT | FTA | Pct | Off | Def | Tot | Avg | PF | FO | A | TO | Blk | Stl | Pts | Avg |
|---------|----|----|-----|-----|----|-----|------|-----|-----|-----|----|-----|------|-----|-----|-----|-----|----|----|---|----|-----|-----|-----|-----|
| 2007-08 | 25 | 3 | 242 | 9.7 | 23 | 78 | .295 | 0 | 0 | — | 19 | 25 | .760 | 18 | 35 | 52 | 2.1 | 28 | 1 | 5 | 21 | 5 | 11 | 65 | 2.6 |

Penn, Jocelyn

| Season | GP | GS | Min | Avg | FG | FGA | Pct | 3FG | FGA | Pct | FT | FTA | Pct | Off | Def | Tot | Avg | PF | FO | A | TO | Blk | Stl | Pts | Avg |
|---------------|------------|-----------|-------------|-------------|------------|-------------|-------------|-----------|-----------|-------------|------------|------------|-------------|------------|------------|------------|------------|------------|----------|------------|------------|----------|------------|-------------|-------------|
| 1998-99 | 27 | 13 | 685 | 25.4 | 130 | 247 | .526 | 0 | 0 | — | 91 | 132 | .689 | 81 | 94 | 175 | 6.5 | 84 | 1 | 41 | 62 | 2 | 79 | 351 | 13.0 |
| 1999-2000 | 28 | 15 | 721 | 25.8 | 127 | 230 | .552 | 0 | 1 | .000 | 93 | 138 | .674 | 70 | 101 | 171 | 6.1 | 75 | 1 | 64 | 105 | 4 | 74 | 347 | 12.4 |
| 2001-02 | 32 | 31 | 991 | 31.0 | 218 | 351 | .621 | 0 | 0 | — | 89 | 140 | .636 | 94 | 121 | 214 | 6.7 | 83 | 3 | 53 | 74 | 2 | 94 | 525 | 16.4 |
| 2002-03 | 30 | 30 | 1088 | 36.3 | 282 | 449 | .628 | 14 | 37 | .378 | 138 | 194 | .711 | 100 | 142 | 242 | 8.1 | 91 | 3 | 58 | 107 | 1 | 112 | 716 | 23.9 |
| Career | 117 | 89 | 3485 | 29.8 | 757 | 1277 | .593 | 14 | 38 | .368 | 411 | 604 | .680 | 345 | 458 | 802 | 6.9 | 333 | 8 | 216 | 348 | 9 | 359 | 1939 | 16.6 |

Introduction

Staff

Players

11-12 Review

Records

History

The University

ALL-TIME LETTERWINNER STATS

Platte, Betsy

| Season | GP | GS | Min | Avg | FG | FGA | Pct | 3FG | FGA | Pct | FT | FTA | Pct | Off | Def | Tot | Avg | PF | FO | A | TO | Blk | Stl | Pts | Avg |
|---------------|-----------|----------|-----|-----|-----------|------------|-------------|-----|-----|-----|----------|-----------|-------------|-----|-----|-----------|------------|-----------|----------|-----------|-----------|----------|-----------|------------|------------|
| 1976-77 | 23 | | | | 12 | 37 | .324 | | | | 6 | 13 | .462 | | | 26 | 1.1 | 31 | 1 | 2 | | 3 | 4 | 30 | 1.3 |
| 1977-78 | 29 | 6 | | | 38 | 73 | .521 | | | | 2 | 2 | 1.000 | | | 53 | 1.8 | 55 | 2 | 19 | 27 | 6 | 11 | 78 | 2.7 |
| Career | 52 | 6 | | | 50 | 110 | .455 | | | | 8 | 15 | .533 | | | 79 | 1.5 | 86 | 3 | 21 | 27 | 9 | 15 | 108 | 2.1 |

Plemons, Andrea

| Season | GP | GS | Min | Avg | FG | FGA | Pct | 3FG | FGA | Pct | FT | FTA | Pct | Off | Def | Tot | Avg | PF | FO | A | TO | Blk | Stl | Pts | Avg |
|-----------|----|----|-----|-----|----|-----|------|-----|-----|------|----|-----|-------|-----|-----|-----|-----|----|----|---|----|-----|-----|-----|-----|
| 1999-2000 | 7 | 0 | 31 | 4.4 | 2 | 6 | .333 | 0 | 1 | .000 | 2 | 2 | 1.000 | 0 | 3 | 3 | 0.4 | 5 | 0 | 4 | 3 | 0 | 1 | 6 | 0.9 |

Raab, Dawn

| Season | GP | GS | Min | Avg | FG | FGA | Pct | 3FG | FGA | Pct | FT | FTA | Pct | Off | Def | Tot | Avg | PF | FO | A | TO | Blk | Stl | Pts | Avg |
|---------------|------------|-----------|-------------|-------------|-----------|------------|-------------|----------|-----------|-------------|-----------|-----------|-------------|----------|-----------|------------|------------|------------|----------|------------|------------|----------|-----------|------------|------------|
| 1984-85 | 12 | 0 | 66 | 5.5 | 4 | 9 | .444 | | | | 3 | 6 | .500 | | | 9 | 0.8 | 7 | 0 | 5 | 18 | 0 | 3 | 11 | 0.9 |
| 1985-86 | 27 | 1 | 367 | 13.6 | 19 | 43 | .442 | | | | 16 | 27 | .593 | | | 29 | 1.1 | 18 | 0 | 55 | 25 | 0 | 24 | 54 | 2.0 |
| 1986-87 | 30 | 23 | 732 | 24.4 | 42 | 114 | .368 | | | | 12 | 21 | .571 | | | 48 | 1.6 | 50 | 0 | 103 | 74 | 1 | 27 | 96 | 3.2 |
| 1987-88 | 34 | 3 | 524 | 15.4 | 24 | 71 | .338 | 9 | 28 | .321 | 18 | 33 | .545 | 3 | 32 | 35 | 1.0 | 41 | 0 | 56 | 69 | 1 | 22 | 75 | 2.2 |
| Career | 103 | 27 | 1689 | 16.4 | 89 | 237 | .376 | 9 | 28 | .321 | 49 | 87 | .563 | 3 | 32 | 121 | 1.2 | 116 | 0 | 219 | 186 | 2 | 76 | 236 | 2.3 |

Ramsey, Audrey

| Season | GP | GS | Min | Avg | FG | FGA | Pct | 3FG | FGA | Pct | FT | FTA | Pct | Off | Def | Tot | Avg | PF | FO | A | TO | Blk | Stl | Pts | Avg |
|---------------|------------|-----------|-------------|-------------|------------|------------|-------------|-----------|-----------|-------------|------------|------------|-------------|------------|------------|------------|------------|------------|----------|-----------|-----------|-----------|-----------|------------|------------|
| 1994-95 | 27 | 0 | 406 | 15 | 53 | 125 | .424 | 13 | 44 | .295 | 21 | 35 | .600 | 41 | 42 | 83 | 3.1 | 36 | 0 | 9 | 20 | 3 | 8 | 140 | 5.2 |
| 1995-96 | 28 | 2 | 476 | 17 | 33 | 109 | .303 | 6 | 22 | .273 | 39 | 52 | .750 | 54 | 69 | 123 | 4.4 | 29 | 0 | 13 | 15 | 2 | 11 | 111 | 4.0 |
| 1996-97 | 27 | 12 | 521 | 19.3 | 48 | 102 | .471 | 0 | 1 | .000 | 43 | 62 | .694 | 55 | 79 | 134 | 5.0 | 34 | 0 | 11 | 25 | 2 | 14 | 139 | 5.1 |
| 1997-98 | 28 | 2 | 413 | 14.8 | 41 | 112 | .366 | 1 | 3 | .333 | 32 | 58 | .552 | 30 | 40 | 70 | 2.5 | 31 | 0 | 13 | 25 | 3 | 11 | 115 | 4.1 |
| Career | 110 | 16 | 1816 | 16.5 | 175 | 448 | .391 | 20 | 70 | .286 | 135 | 207 | .652 | 180 | 230 | 410 | 3.7 | 130 | 0 | 46 | 85 | 10 | 44 | 505 | 4.6 |

Randall, Jenny

| Season | GP | GS | Min | Avg | FG | FGA | Pct | 3FG | FGA | Pct | FT | FTA | Pct | Off | Def | Tot | Avg | PF | FO | A | TO | Blk | Stl | Pts | Avg |
|---------------|------------|-----------|-------------|-------------|------------|------------|-------------|------------|------------|-------------|------------|------------|-------------|------------|------------|------------|------------|------------|-----------|------------|------------|-----------|-----------|------------|------------|
| 1991-92 | 24 | 13 | 509 | 21.2 | 63 | 159 | .396 | 19 | 50 | .380 | 40 | 58 | .690 | 32 | 51 | 83 | 3.5 | 62 | 2 | 38 | 57 | 10 | 16 | 185 | 7.7 |
| 1992-93 | 26 | 5 | 344 | 13.2 | 30 | 98 | .306 | 13 | 46 | .283 | 12 | 15 | .800 | 14 | 42 | 56 | 2.2 | 28 | 0 | 17 | 33 | 1 | 8 | 85 | 3.3 |
| 1993-94 | 27 | 27 | 660 | 24.4 | 101 | 280 | .361 | 40 | 122 | .328 | 51 | 59 | .864 | 40 | 72 | 112 | 4.1 | 92 | 5 | 27 | 50 | 7 | 22 | 293 | 10.9 |
| 1994-95 | 27 | 27 | 856 | 31.7 | 109 | 280 | .389 | 32 | 101 | .317 | 35 | 49 | .714 | 64 | 102 | 166 | 6.1 | 91 | 5 | 40 | 60 | 8 | 35 | 285 | 10.6 |
| Career | 104 | 72 | 2369 | 22.8 | 303 | 817 | .371 | 104 | 319 | .326 | 138 | 181 | .762 | 150 | 267 | 417 | 4.0 | 273 | 12 | 122 | 200 | 26 | 81 | 848 | 8.2 |

Rawl, Candi

| Season | GP | GS | Min | Avg | FG | FGA | Pct | 3FG | FGA | Pct | FT | FTA | Pct | Off | Def | Tot | Avg | PF | FO | A | TO | Blk | Stl | Pts | Avg |
|---------|----|----|-----|-----|----|-----|------|-----|-----|-----|----|-----|------|-----|-----|-----|-----|----|----|---|----|-----|-----|-----|-----|
| 1981-82 | 6 | 0 | 5 | 0.9 | 2 | 8 | .250 | | | | 4 | 8 | .500 | | | 7 | 1.2 | 6 | 0 | 0 | 7 | 0 | 3 | 8 | 1.3 |

Rawl, Cindy

| Season | GP | GS | Min | Avg | FG | FGA | Pct | 3FG | FGA | Pct | FT | FTA | Pct | Off | Def | Tot | Avg | PF | FO | A | TO | Blk | Stl | Pts | Avg |
|---------------|-----------|----------|----------|-----|----------|-----------|-------------|-----|-----|-----|-----------|-----------|-------------|-----|-----|-----------|------------|-----------|----------|-----------|-----------|----------|----------|-----------|------------|
| 1979-80 | 18 | | | | 4 | 15 | .267 | | | | 14 | 18 | .778 | | | 22 | 1.2 | 17 | 0 | 10 | 12 | 2 | 3 | 22 | 1.2 |
| 1981-82 | 6 | 0 | 6 | 1.0 | 3 | 10 | .300 | | | | 4 | 9 | .444 | | | 4 | 0.7 | 1 | 0 | 2 | 7 | 0 | 2 | 10 | 1.7 |
| Career | 24 | 0 | 6 | | 7 | 25 | .280 | | | | 18 | 27 | .667 | | | 26 | 1.1 | 18 | 0 | 12 | 19 | 2 | 5 | 32 | 1.3 |

Redd, Vania

| Season | GP | GS | Min | Avg | FG | FGA | Pct | 3FG | FGA | Pct | FT | FTA | Pct | Off | Def | Tot | Avg | PF | FO | A | TO | Blk | Stl | Pts | Avg |
|---------------|-----------|----------|------------|------------|-----------|-----------|-------------|----------|----------|-------------|----------|----------|-------------|-----------|----------|-----------|------------|-----------|----------|-----------|-----------|----------|----------|-----------|------------|
| 2001-02 | 10 | 0 | 54 | 5.4 | 4 | 12 | .333 | 0 | 0 | — | 6 | 6 | 1.000 | 5 | 3 | 8 | 0.8 | 5 | 0 | 4 | 2 | 0 | 4 | 14 | 1.4 |
| 2002-03 | 11 | 0 | 113 | 10.3 | 6 | 25 | .240 | 0 | 5 | .000 | 0 | 1 | .000 | 10 | 4 | 14 | 1.3 | 11 | 0 | 8 | 10 | 0 | 5 | 12 | 1.1 |
| Career | 21 | 0 | 167 | 8.0 | 10 | 37 | .270 | 0 | 5 | .000 | 6 | 7 | .857 | 15 | 7 | 22 | 1.0 | 16 | 0 | 12 | 12 | 0 | 9 | 26 | 1.2 |

Reese, Tonisha

| Season | GP | GS | Min | Avg | FG | FGA | Pct | 3FG | FGA | Pct | FT | FTA | Pct | Off | Def | Tot | Avg | PF | FO | A | TO | Blk | Stl | Pts | Avg |
|---------------|-----------|----------|------------|------------|-----------|-----------|-------------|-----------|-----------|-------------|----------|-----------|-------------|----------|-----------|-----------|------------|-----------|----------|-----------|-----------|----------|----------|-----------|------------|
| 2001-02 | 9 | 0 | 37 | 4.1 | 6 | 22 | .273 | 1 | 12 | .083 | 3 | 6 | .500 | 2 | 4 | 6 | 0.7 | 2 | 0 | 4 | 5 | 0 | 0 | 16 | 1.8 |
| 2002-03 | 22 | 0 | 138 | 6.3 | 22 | 71 | .310 | 12 | 43 | .279 | 4 | 6 | .667 | 6 | 13 | 19 | 0.9 | 12 | 0 | 6 | 15 | 0 | 5 | 60 | 2.7 |
| Career | 31 | 0 | 175 | 5.6 | 28 | 93 | .301 | 13 | 55 | .236 | 7 | 12 | .583 | 8 | 17 | 25 | 0.8 | 14 | 0 | 10 | 20 | 0 | 5 | 76 | 2.5 |


Reeves, Pam

| Season | GP | GS | Min | Avg | FG | FGA | Pct | 3FG | FGA | Pct | FT | FTA | Pct | Off | Def | Tot | Avg | PF | FO | A | TO | Blk | Stl | Pts | Avg |
|---------------|-----------|----------|------------|-------------|-----------|------------|-------------|-----|-----|-----|-----------|-----------|-------------|-----|-----|-----------|------------|-----------|----------|-----------|-----------|----------|-----------|------------|------------|
| 1980-81 | 29 | 5 | 496 | 17.1 | 51 | 105 | .486 | | | | 9 | 23 | .391 | | | 90 | 3.2 | 53 | 1 | 48 | 34 | 7 | 22 | 239 | 9.9 |
| 1981-82 | 7 | 0 | 38 | 5.4 | 0 | 7 | .000 | | | | 4 | 4 | 1.000 | | | 8 | 1.1 | 6 | 0 | 0 | 4 | 0 | 1 | 4 | 0.6 |
| Career | 36 | 5 | 534 | 14.8 | 51 | 112 | .455 | | | | 13 | 27 | .481 | | | 98 | 2.7 | 59 | 1 | 48 | 38 | 7 | 23 | 243 | 6.8 |

Rivers, Sharon

| Season | GP | GS | Min | Avg | FG | FGA | Pct | 3FG | FGA | Pct | FT | FTA | Pct | Off | Def | Tot | Avg | PF | FO | A | TO | Blk | Stl | Pts | Avg |
|---------------|------------|-----------|-------------|-------------|------------|------------|-------------|-----|-----|-----|------------|------------|-------------|-----|-----|------------|------------|------------|-----------|------------|------------|----------|------------|------------|------------|
| 1979-80 | 34 | | | | 70 | 156 | .449 | | | | 9 | 12 | .750 | | | 36 | 1.1 | 49 | 2 | 59 | 47 | 2 | 29 | 149 | 4.4 |
| 1980-81 | 30 | 24 | 810 | 27.0 | 98 | 213 | .460 | | | | 27 | 36 | .750 | | | 55 | 1.8 | 69 | 3 | 120 | 88 | 1 | 49 | 223 | 7.4 |
| 1981-82 | 31 | 30 | 1042 | 33.6 | 110 | 227 | .485 | | | | 29 | 39 | .744 | | | 82 | 2.6 | 90 | 4 | 190 | 152 | 0 | 73 | 249 | 8.0 |
| 1982-83 | 27 | 24 | 794 | 29.4 | 85 | 172 | .494 | | | | 44 | 57 | .772 | | | 69 | 2.6 | 83 | 4 | 143 | 0 | 4 | 61 | 214 | 7.9 |
| Career | 122 | 78 | 2646 | 21.7 | 363 | 768 | .473 | | | | 109 | 144 | .757 | | | 242 | 2.0 | 291 | 13 | 512 | 287 | 7 | 212 | 835 | 6.8 |

ALL-TIME LETTERWINNER STATS



Roszak, Kasia

| Season | GP | GS | Min | Avg | FG | FGA | Pct | 3FG | FGA | Pct | FT | FTA | Pct | Off | Def | Tot | Avg | PF | FO | A | TO | Blk | Stl | Pts | Avg |
|---------------|-----------|----------|------------|------------|----------|-----------|-------------|----------|----------|----------|----------|-----------|-------------|-----------|-----------|-----------|------------|-----------|----------|----------|----------|----------|-----------|-----------|------------|
| 2002-03 | 21 | 0 | 156 | 7.4 | 7 | 23 | .304 | 0 | 0 | — | 6 | 14 | .429 | 25 | 30 | 55 | 2.6 | 22 | 0 | 0 | 3 | 2 | 9 | 20 | 1.0 |
| 2003-04 | 3 | 0 | 27 | 9.0 | 1 | 3 | .333 | 0 | 0 | — | 2 | 2 | 1.000 | 3 | 5 | 8 | 2.7 | 0 | 0 | 0 | 1 | 0 | 2 | 4 | 1.3 |
| Career | 24 | 0 | 183 | 7.6 | 8 | 26 | .308 | 0 | 0 | — | 8 | 16 | .500 | 28 | 35 | 63 | 2.6 | 22 | 0 | 0 | 4 | 2 | 11 | 24 | 1.0 |

Rowe, Lori

| Season | GP | GS | Min | Avg | FG | FGA | Pct | 3FG | FGA | Pct | FT | FTA | Pct | Off | Def | Tot | Avg | PF | FO | A | TO | Blk | Stl | Pts | Avg |
|---------|----|----|-----|-----|----|-----|------|-----|-----|-----|----|-----|-----|-----|-----|-----|-----|----|----|---|----|-----|-----|-----|-----|
| 1984-85 | 4 | 0 | 4 | 1.0 | 0 | 3 | .000 | | | | 0 | 0 | — | | | 3 | 0.8 | 1 | 0 | 0 | 2 | 0 | 1 | 0 | 0.0 |

Roy, Tina

| Season | GP | GS | Min | Avg | FG | FGA | Pct | 3FG | FGA | Pct | FT | FTA | Pct | Off | Def | Tot | Avg | PF | FO | A | TO | Blk | Stl | Pts | Avg |
|---------|----|----|-----|------|----|-----|------|-----|-----|------|----|-----|------|-----|-----|-----|-----|----|----|----|----|-----|-----|-----|-----|
| 2011-12 | 34 | 0 | 383 | 11.3 | 53 | 181 | .293 | 32 | 127 | .252 | 10 | 22 | .455 | 20 | 29 | 49 | 1.4 | 20 | 0 | 10 | 15 | 1 | 9 | 148 | 4.4 |

Scott, Betsy

| Season | GP | GS | Min | Avg | FG | FGA | Pct | 3FG | FGA | Pct | FT | FTA | Pct | Off | Def | Tot | Avg | PF | FO | A | TO | Blk | Stl | Pts | Avg |
|---------------|-----------|-----------|-----|-----|------------|------------|-------------|-----|-----|-----|-----------|------------|-------------|-----|-----|------------|------------|------------|----------|-----------|-----------|-----------|-----------|------------|------------|
| 1974-75 | 14 | | | | 15 | 36 | .417 | | | | 12 | 16 | .750 | | | 48 | 3.4 | 23 | | | | | | 42 | 3.0 |
| 1975-76 | 9 | | | | 15 | 33 | .455 | | | | 3 | 5 | .600 | | | 21 | 2.3 | | | | | | | 33 | 3.7 |
| 1976-77 | 26 | | | | 101 | 246 | .411 | | | | 47 | 68 | .691 | | | 174 | 6.7 | 54 | 1 | 1 | | 7 | 11 | 249 | 9.6 |
| 1977-78 | 33 | 26 | | | 129 | 307 | .420 | | | | 36 | 66 | .545 | | | 242 | 7.3 | 65 | 0 | 23 | 56 | 3 | 27 | 294 | 8.9 |
| Career | 82 | 26 | | | 260 | 622 | .418 | | | | 98 | 155 | .632 | | | 485 | 5.9 | 142 | 1 | 24 | 56 | 10 | 38 | 618 | 7.5 |

Segres, Shannon

| Season | GP | GS | Min | Avg | FG | FGA | Pct | 3FG | FGA | Pct | FT | FTA | Pct | Off | Def | Tot | Avg | PF | FO | A | TO | Blk | Stl | Pts | Avg |
|---------------|------------|-----------|-------------|-------------|------------|------------|-------------|-----------|-----------|-------------|------------|------------|-------------|------------|------------|------------|------------|------------|----------|-----------|------------|-----------|-----------|------------|------------|
| 1998-99 | 27 | 15 | 534 | 19.8 | 73 | 185 | .395 | 2 | 11 | .182 | 70 | 93 | .753 | 43 | 56 | 99 | 3.7 | 77 | 1 | 18 | 55 | 4 | 26 | 218 | 8.1 |
| 1999-2000 | 28 | 18 | 570 | 20.4 | 90 | 200 | .450 | 7 | 29 | .241 | 51 | 64 | .797 | 44 | 67 | 111 | 4.0 | 72 | 2 | 19 | 73 | 7 | 23 | 238 | 8.5 |
| 2000-01 | 28 | 2 | 453 | 16.2 | 55 | 143 | .385 | 8 | 21 | .381 | 33 | 48 | .688 | 46 | 81 | 127 | 4.5 | 61 | 1 | 6 | 42 | 3 | 14 | 151 | 5.4 |
| 2001-02 | 30 | 6 | 292 | 9.7 | 25 | 66 | .379 | 0 | 7 | .000 | 23 | 37 | .622 | 33 | 43 | 76 | 2.5 | 32 | 0 | 13 | 23 | 3 | 9 | 73 | 2.4 |
| Career | 113 | 41 | 1849 | 16.4 | 243 | 594 | .409 | 17 | 68 | .250 | 177 | 242 | .731 | 166 | 247 | 413 | 3.7 | 242 | 4 | 56 | 193 | 17 | 72 | 680 | 6.0 |

Sellers, Imani

| Season | GP | GS | Min | Avg | FG | FGA | Pct | 3FG | FGA | Pct | FT | FTA | Pct | Off | Def | Tot | Avg | PF | FO | A | TO | Blk | Stl | Pts | Avg |
|---------------|-----------|----------|------------|------------|----------|-----------|-------------|----------|-----------|-------------|----------|-----------|-------------|----------|-----------|-----------|------------|-----------|----------|----------|----------|----------|----------|-----------|------------|
| 2010-11 | 15 | 0 | 54 | 3.6 | 2 | 11 | .182 | 1 | 7 | .143 | 2 | 5 | .400 | 1 | 5 | 6 | 0.4 | 6 | 0 | 1 | 2 | 0 | 0 | 7 | 0.5 |
| 2011-12 | 17 | 0 | 62 | 3.6 | 6 | 18 | .333 | 2 | 8 | .250 | 3 | 9 | .333 | 1 | 6 | 7 | 0.4 | 11 | 0 | 6 | 4 | 3 | 2 | 21 | 1.2 |
| Career | 32 | 0 | 116 | 3.6 | 8 | 29 | .276 | 3 | 15 | .200 | 5 | 14 | .357 | 2 | 11 | 13 | 0.4 | 17 | 0 | 7 | 6 | 3 | 2 | 28 | 0.9 |

Shue, Sue

| Season | GP | GS | Min | Avg | FG | FGA | Pct | 3FG | FGA | Pct | FT | FTA | Pct | Off | Def | Tot | Avg | PF | FO | A | TO | Blk | Stl | Pts | Avg |
|---------|----|----|-----|-----|-----|-----|------|-----|-----|-----|----|-----|------|-----|-----|-----|-----|----|----|----|-----|-----|-----|-----|------|
| 1977-78 | 34 | 29 | | | 165 | 376 | .439 | | | | 22 | 30 | .733 | | | 190 | 5.6 | 64 | 1 | 83 | 112 | 15 | 46 | 352 | 10.4 |

Simms, Lauren

| Season | GP | GS | Min | Avg | FG | FGA | Pct | 3FG | FGA | Pct | FT | FTA | Pct | Off | Def | Tot | Avg | PF | FO | A | TO | Blk | Stl | Pts | Avg |
|---------------|------------|------------|-------------|-------------|------------|-------------|-------------|-----------|------------|-------------|------------|------------|-------------|------------|------------|------------|------------|------------|----------|------------|------------|-----------|------------|-------------|------------|
| 2003-04 | 28 | 27 | 668 | 23.9 | 101 | 247 | .409 | 20 | 60 | .333 | 39 | 75 | .520 | 37 | 30 | 67 | 2.4 | 74 | 3 | 31 | 45 | 4 | 42 | 261 | 9.3 |
| 2004-05 | 26 | 26 | 730 | 28.1 | 122 | 293 | .416 | 18 | 78 | .231 | 44 | 66 | .667 | 47 | 52 | 99 | 3.8 | 59 | 1 | 43 | 63 | 3 | 32 | 306 | 11.8 |
| 2005-06 | 29 | 20 | 655 | 22.6 | 93 | 227 | .410 | 13 | 40 | .325 | 14 | 20 | .700 | 30 | 52 | 82 | 2.8 | 54 | 1 | 58 | 76 | 5 | 34 | 213 | 7.3 |
| 2006-07 | 33 | 28 | 882 | 26.7 | 130 | 326 | .399 | 15 | 64 | .234 | 49 | 65 | .754 | 36 | 91 | 127 | 3.8 | 58 | 0 | 94 | 79 | 4 | 51 | 324 | 9.8 |
| Career | 116 | 101 | 2935 | 25.3 | 446 | 1093 | .408 | 66 | 242 | .273 | 146 | 226 | .646 | 150 | 225 | 375 | 3.2 | 245 | 5 | 226 | 263 | 16 | 159 | 1104 | 9.5 |

Sliskovic, Iva

| Season | GP | GS | Min | Avg | FG | FGA | Pct | 3FG | FGA | Pct | FT | FTA | Pct | Off | Def | Tot | Avg | PF | FO | A | TO | Blk | Stl | Pts | Avg |
|---------------|------------|-----------|-------------|-------------|------------|------------|-------------|----------|----------|-------------|------------|------------|-------------|------------|------------|------------|------------|------------|----------|------------|------------|------------|------------|------------|------------|
| 2003-04 | 28 | 27 | 822 | 29.4 | 123 | 224 | .549 | 1 | 2 | .500 | 61 | 88 | .693 | 59 | 141 | 200 | 7.1 | 95 | 6 | 45 | 96 | 26 | 26 | 308 | 11 |
| 2004-05 | 29 | 23 | 651 | 22.4 | 74 | 162 | .457 | 0 | 4 | .000 | 45 | 65 | .692 | 48 | 122 | 170 | 5.9 | 61 | 0 | 36 | 43 | 30 | 25 | 193 | 6.7 |
| 2005-06 | 29 | 19 | 641 | 22.1 | 78 | 159 | .491 | 0 | 0 | — | 75 | 106 | .708 | 40 | 123 | 163 | 5.6 | 53 | 0 | 52 | 54 | 37 | 28 | 231 | 8.0 |
| 2006-07 | 33 | 17 | 644 | 19.5 | 89 | 195 | .456 | 0 | 1 | .000 | 66 | 93 | .710 | 50 | 105 | 155 | 4.7 | 56 | 0 | 50 | 55 | 21 | 31 | 244 | 7.4 |
| Career | 119 | 86 | 2758 | 23.2 | 364 | 740 | .492 | 1 | 7 | .143 | 247 | 352 | .702 | 197 | 491 | 688 | 5.8 | 265 | 6 | 183 | 248 | 114 | 110 | 976 | 8.2 |

Southers, Brantley

| Season | GP | GS | Min | Avg | FG | FGA | Pct | 3FG | FGA | Pct | FT | FTA | Pct | Off | Def | Tot | Avg | PF | FO | A | TO | Blk | Stl | Pts | Avg |
|---------------|------------|------------|-------------|-------------|------------|-------------|-------------|-----|-----|-----|------------|------------|-------------|-----|-----|------------|------------|------------|----------|------------|------------|-----------|------------|-------------|-------------|
| 1981-82 | 31 | 16 | 828 | 26.7 | 142 | 273 | .520 | | | | 48 | 66 | .727 | | | 172 | 5.5 | 58 | 1 | 34 | 12 | 23 | 45 | 332 | 10.7 |
| 1982-83 | 1 | 0 | 1 | 0.1 | 1 | 3 | .333 | | | | 0 | 0 | — | | | 2 | 2.0 | 1 | 0 | 0 | 1 | 0 | 0 | 2 | 2.0 |
| 1983-84 | 30 | 30 | 1008 | 33.6 | 239 | 460 | .520 | | | | 73 | 88 | .830 | | | 240 | 8.0 | 78 | 2 | 0 | 82 | 0 | 0 | 551 | 18.4 |
| 1984-85 | 28 | 28 | 988 | 35.3 | 211 | 459 | .460 | | | | 60 | 78 | .769 | | | 192 | 6.9 | 72 | 0 | 63 | 85 | 14 | 45 | 482 | 17.2 |
| 1985-86 | 30 | 29 | 1062 | 35.4 | 266 | 573 | .464 | | | | 83 | 97 | .856 | | | 256 | 8.5 | 83 | 1 | 99 | 93 | 12 | 63 | 615 | 20.5 |
| Career | 120 | 103 | 3887 | 32.4 | 859 | 1768 | .486 | | | | 264 | 329 | .802 | | | 862 | 7.2 | 292 | 4 | 196 | 273 | 49 | 153 | 1982 | 16.5 |

Spell, Tina

| Season | GP | GS | Min | Avg | FG | FGA | Pct | 3FG | FGA | Pct | FT | FTA | Pct | Off | Def | Tot | Avg | PF | FO | A | TO | Blk | Stl | Pts | Avg |
|---------|----|----|-----|-----|----|-----|------|-----|-----|-----|----|-----|------|-----|-----|-----|-----|----|----|---|----|-----|-----|-----|-----|
| 1974-75 | 23 | | | | 21 | 68 | .309 | | | | 10 | 21 | .476 | | | 67 | 2.9 | 37 | | | | | | 52 | 2.3 |

Introduction

Staff

Players

11-12 Review

Records

History

The University

ALL-TIME LETTERWINNER STATS

Stephens, Charenee

| Season | GP | GS | Min | Avg | FG | FGA | Pct | 3FG | FGA | Pct | FT | FTA | Pct | Off | Def | Tot | Avg | PF | FO | A | TO | Blk | Stl | Pts | Avg |
|---------------|------------|-----------|-------------|-------------|------------|------------|-------------|----------|----------|----------|-----------|------------|-------------|------------|------------|------------|------------|------------|----------|-----------|------------|-----------|-----------|------------|------------|
| 2008-09 | 18 | 1 | 321 | 17.8 | 38 | 71 | .535 | 0 | 0 | — | 10 | 18 | .556 | 34 | 61 | 95 | 5.3 | 17 | 0 | 2 | 21 | 5 | 5 | 86 | 4.8 |
| 2009-10 | 25 | 2 | 558 | 22.3 | 88 | 147 | .599 | 0 | 0 | — | 34 | 52 | .654 | 78 | 101 | 179 | 7.2 | 44 | 0 | 2 | 28 | 8 | 21 | 210 | 8.4 |
| 2010-11 | 32 | 11 | 548 | 17.1 | 50 | 96 | .521 | 0 | 0 | — | 23 | 38 | .605 | 64 | 89 | 153 | 4.8 | 53 | 1 | 6 | 28 | 15 | 18 | 123 | 3.8 |
| 2011-12 | 35 | 35 | 713 | 20.4 | 74 | 141 | .525 | 0 | 0 | — | 23 | 34 | .676 | 77 | 98 | 172 | 4.9 | 54 | 1 | 14 | 31 | 24 | 26 | 171 | 4.9 |
| Career | 110 | 49 | 2140 | 19.5 | 250 | 455 | .549 | 0 | 0 | — | 90 | 142 | .634 | 253 | 349 | 599 | 5.4 | 168 | 2 | 24 | 108 | 52 | 70 | 590 | 5.4 |

Strickland, Marah

| Season | GP | GS | Min | Avg | FG | FGA | Pct | 3FG | FGA | Pct | FT | FTA | Pct | Off | Def | Tot | Avg | PF | FO | A | TO | Blk | Stl | Pts | Avg |
|---------|----|----|-----|------|----|-----|------|-----|-----|------|----|-----|------|-----|-----|-----|-----|----|----|---|----|-----|-----|-----|-----|
| 2010-11 | 19 | 5 | 447 | 23.5 | 47 | 160 | .294 | 26 | 101 | .257 | 38 | 41 | .927 | 14 | 29 | 43 | 2.3 | 19 | 0 | 8 | 27 | 1 | 5 | 158 | 8.3 |

Strohm, Daniela

| Season | GP | GS | Min | Avg | FG | FGA | Pct | 3FG | FGA | Pct | FT | FTA | Pct | Off | Def | Tot | Avg | PF | FO | A | TO | Blk | Stl | Pts | Avg |
|---------|----|----|-----|------|----|-----|------|-----|-----|------|----|-----|------|-----|-----|-----|-----|----|----|----|----|-----|-----|-----|-----|
| 2000-01 | 27 | 8 | 392 | 14.5 | 28 | 81 | .346 | 13 | 37 | .351 | 8 | 9 | .889 | 2 | 10 | 12 | 0.4 | 36 | 2 | 11 | 33 | 0 | 5 | 77 | 2.9 |

Suber, Martha

| Season | GP | GS | Min | Avg | FG | FGA | Pct | 3FG | FGA | Pct | FT | FTA | Pct | Off | Def | Tot | Avg | PF | FO | A | TO | Blk | Stl | Pts | Avg |
|---------------|-----------|----|-----|-----|------------|------------|-------------|-----|-----|-----|-----------|------------|-------------|-----|-----|------------|------------|-----------|----|---|----|-----|-----|------------|-------------|
| 1974-75 | 30 | | | | 214 | 509 | .420 | | | | 54 | 87 | .621 | | | 216 | 7.2 | 75 | | | | | | 482 | 16.1 |
| 1975-76 | 22 | | | | 118 | 321 | .368 | | | | 22 | 36 | .611 | | | 112 | 5.1 | | | | | | | 258 | 11.7 |
| Career | 52 | | | | 332 | 830 | .400 | | | | 76 | 123 | .618 | | | 328 | 6.3 | 75 | | | | | | 740 | 14.2 |

Sutton, La'Keisha

| Season | GP | GS | Min | Avg | FG | FGA | Pct | 3FG | FGA | Pct | FT | FTA | Pct | Off | Def | Tot | Avg | PF | FO | A | TO | Blk | Stl | Pts | Avg |
|---------------|------------|------------|-------------|-------------|------------|-------------|-------------|-----------|------------|-------------|------------|------------|-------------|------------|------------|------------|------------|------------|----------|------------|------------|-----------|------------|-------------|-------------|
| 2008-09 | 28 | 14 | 734 | 26.2 | 108 | 263 | .411 | 15 | 36 | .417 | 77 | 114 | .675 | 21 | 35 | 56 | 2.0 | 70 | 2 | 68 | 107 | 5 | 36 | 308 | 11.0 |
| 2009-10 | 29 | 24 | 858 | 29.6 | 109 | 273 | .399 | 15 | 37 | .405 | 49 | 86 | .570 | 30 | 38 | 68 | 2.3 | 70 | 1 | 74 | 82 | 4 | 25 | 282 | 9.7 |
| 2010-11 | 33 | 32 | 1090 | 33.0 | 128 | 314 | .408 | 13 | 55 | .236 | 68 | 112 | .607 | 30 | 58 | 88 | 2.7 | 75 | 1 | 118 | 130 | 4 | 47 | 337 | 10.2 |
| 2011-12 | 35 | 35 | 1073 | 30.7 | 140 | 365 | .384 | 24 | 93 | .258 | 68 | 90 | .756 | 33 | 64 | 97 | 2.8 | 65 | 3 | 97 | 110 | 10 | 46 | 372 | 10.6 |
| Career | 125 | 105 | 3755 | 30.0 | 485 | 1215 | .399 | 67 | 221 | .303 | 262 | 402 | .658 | 114 | 195 | 309 | 2.5 | 280 | 7 | 357 | 429 | 23 | 154 | 1299 | 10.4 |

Szakacs, Ildiko

| Season | GP | GS | Min | Avg | FG | FGA | Pct | 3FG | FGA | Pct | FT | FTA | Pct | Off | Def | Tot | Avg | PF | FO | A | TO | Blk | Stl | Pts | Avg |
|---------|----|----|-----|-----|----|-----|------|-----|-----|------|----|-----|-------|-----|-----|-----|-----|----|----|---|----|-----|-----|-----|-----|
| 2000-01 | 13 | 0 | 94 | 7.2 | 7 | 23 | .304 | 2 | 12 | .167 | 4 | 4 | 1.000 | 2 | 9 | 11 | 0.8 | 9 | 0 | 5 | 6 | 1 | 4 | 20 | 1.5 |

Tate, Miranda

| Season | GP | GS | Min | Avg | FG | FGA | Pct | 3FG | FGA | Pct | FT | FTA | Pct | Off | Def | Tot | Avg | PF | FO | A | TO | Blk | Stl | Pts | Avg |
|---------|----|----|-----|------|----|-----|------|-----|-----|------|----|-----|------|-----|-----|-----|-----|----|----|---|----|-----|-----|-----|-----|
| 2008-09 | 21 | 0 | 253 | 12.0 | 23 | 82 | .280 | 11 | 38 | .289 | 5 | 11 | .455 | 13 | 27 | 40 | 1.9 | 17 | 0 | 9 | 22 | 3 | 5 | 62 | 3.0 |

Thomas, Michelle

| Season | GP | GS | Min | Avg | FG | FGA | Pct | 3FG | FGA | Pct | FT | FTA | Pct | Off | Def | Tot | Avg | PF | FO | A | TO | Blk | Stl | Pts | Avg |
|---------|----|----|-----|------|----|-----|------|-----|-----|-----|----|-----|------|-----|-----|-----|-----|----|----|----|----|-----|-----|-----|-----|
| 1982-83 | 13 | 8 | 161 | 12.4 | 39 | 101 | .386 | | | | 12 | 29 | .414 | | | 77 | 5.9 | 31 | 2 | 18 | 24 | 13 | 11 | 90 | 6.9 |

Thompson, Dissy

| Season | GP | GS | Min | Avg | FG | FGA | Pct | 3FG | FGA | Pct | FT | FTA | Pct | Off | Def | Tot | Avg | PF | FO | A | TO | Blk | Stl | Pts | Avg |
|---------------|-----------|----------|-----------|------------|----------|-----------|-------------|-----|-----|-----|----------|----------|-------------|-----|-----|-----------|------------|-----------|----------|----------|----------|----------|----------|-----------|------------|
| 1982-83 | 13 | 0 | 16 | 1.2 | 3 | 4 | .750 | | | | 2 | 2 | 1.000 | | | 4 | 0.3 | 5 | 0 | 2 | 3 | 0 | 0 | 8 | 0.6 |
| 1983-84 | 12 | 0 | 53 | 4.4 | 4 | 11 | .364 | | | | 0 | 1 | .000 | | | 8 | 0.7 | 10 | 0 | 7 | 4 | 0 | 4 | 8 | 0.7 |
| Career | 25 | 0 | 69 | 2.8 | 7 | 15 | .467 | | | | 2 | 3 | .667 | | | 12 | 0.5 | 15 | 0 | 9 | 7 | 0 | 4 | 16 | 0.6 |

Thompson, Tenna

| Season | GP | GS | Min | Avg | FG | FGA | Pct | 3FG | FGA | Pct | FT | FTA | Pct | Off | Def | Tot | Avg | PF | FO | A | TO | Blk | Stl | Pts | Avg |
|---------------|-----------|----------|------------|------------|-----------|-----------|-------------|----------|----------|----------|----------|-----------|-------------|-----------|-----------|-----------|------------|-----------|----------|----------|-----------|----------|----------|-----------|------------|
| 1994-95 | 24 | 0 | 234 | 9.8 | 25 | 51 | .490 | 0 | 0 | — | 7 | 15 | .467 | 13 | 33 | 46 | 1.9 | 47 | 1 | 1 | 21 | 3 | 6 | 57 | 2.4 |
| 1995-96 | 11 | 0 | 101 | 9.2 | 10 | 22 | .455 | 0 | 0 | — | 2 | 4 | .500 | 9 | 12 | 21 | 1.9 | 25 | 0 | 1 | 4 | 1 | 3 | 22 | 2.0 |
| Career | 35 | 0 | 335 | 9.6 | 35 | 73 | .479 | 0 | 0 | — | 9 | 19 | .474 | 22 | 45 | 67 | 1.9 | 72 | 1 | 2 | 25 | 4 | 9 | 79 | 2.3 |


Timmons, Christi

| Season | GP | GS | Min | Avg | FG | FGA | Pct | 3FG | FGA | Pct | FT | FTA | Pct | Off | Def | Tot | Avg | PF | FO | A | TO | Blk | Stl | Pts | Avg |
|---------------|------------|-----------|-------------|-------------|------------|-------------|-------------|------------|------------|-------------|-----------|------------|-------------|-----------|------------|------------|------------|------------|----------|------------|------------|-----------|------------|-------------|------------|
| 1991-92 | 28 | 28 | 932 | 33.3 | 107 | 299 | .358 | 84 | 241 | .349 | 28 | 37 | .757 | 10 | 71 | 81 | 2.9 | 50 | 1 | 102 | 104 | 11 | 60 | 326 | 11.6 |
| 1992-93 | 26 | 15 | 532 | 20.5 | 46 | 146 | .315 | 30 | 111 | .270 | 12 | 14 | .857 | 10 | 28 | 38 | 1.5 | 35 | 1 | 39 | 38 | 7 | 41 | 134 | 5.2 |
| 1993-94 | 26 | 2 | 724 | 27.8 | 100 | 288 | .347 | 79 | 244 | .324 | 19 | 27 | .704 | 29 | 75 | 104 | 4.0 | 64 | 2 | 60 | 45 | 9 | 42 | 298 | 11.5 |
| 1994-95 | 27 | 27 | 874 | 32.4 | 90 | 281 | .320 | 46 | 198 | .232 | 18 | 38 | .474 | 33 | 83 | 116 | 4.3 | 65 | 4 | 84 | 56 | 9 | 61 | 244 | 9.0 |
| Career | 107 | 72 | 3062 | 28.6 | 343 | 1014 | .338 | 239 | 794 | .301 | 77 | 116 | .664 | 82 | 257 | 339 | 3.2 | 214 | 8 | 285 | 243 | 36 | 204 | 1002 | 9.4 |

Tolliver, Lakesha

| Season | GP | GS | Min | Avg | FG | FGA | Pct | 3FG | FGA | Pct | FT | FTA | Pct | Off | Def | Tot | Avg | PF | FO | A | TO | Blk | Stl | Pts | Avg |
|---------------|------------|-----------|-------------|-------------|------------|------------|-------------|----------|----------|-------------|------------|------------|-------------|------------|------------|------------|------------|------------|----------|-----------|------------|------------|-----------|------------|------------|
| 2003-04 | 1 | 0 | 4 | 4.0 | 0 | 1 | .000 | 0 | 0 | — | 0 | 0 | .000 | 1 | 1 | 2 | 2.0 | 0 | 0 | 0 | 0 | 0 | 0 | 0 | 0.0 |
| 2004-05 | 24 | 3 | 232 | 9.7 | 21 | 55 | .382 | 0 | 1 | .000 | 17 | 28 | .607 | 17 | 38 | 55 | 2.3 | 31 | 0 | 4 | 21 | 42 | 7 | 59 | 2.5 |
| 2005-06 | 28 | 1 | 370 | 13.2 | 69 | 132 | .523 | 0 | 0 | — | 46 | 76 | .605 | 33 | 53 | 86 | 3.1 | 61 | 3 | 25 | 49 | 28 | 18 | 184 | 6.6 |
| 2006-07 | 33 | 8 | 518 | 15.7 | 91 | 216 | .421 | 0 | 1 | .000 | 70 | 110 | .636 | 59 | 79 | 138 | 4.2 | 85 | 2 | 32 | 55 | 60 | 27 | 252 | 7.6 |
| 2007-08 | 26 | 20 | 524 | 20.2 | 91 | 199 | .457 | 1 | 1 | 1.000 | 59 | 88 | .670 | 38 | 96 | 134 | 5.2 | 70 | 2 | 34 | 69 | 47 | 22 | 242 | 9.3 |
| Career | 112 | 32 | 1648 | 14.7 | 272 | 603 | .451 | 1 | 3 | .333 | 192 | 302 | .636 | 148 | 267 | 415 | 3.7 | 247 | 7 | 95 | 194 | 177 | 74 | 737 | 6.6 |

ALL-TIME LETTERWINNER STATS



Troina, Tatyana

| Season | GP | GS | Min | Avg | FG | FGA | Pct | 3FG | FGA | Pct | FT | FTA | Pct | Off | Def | Tot | Avg | PF | FO | A | TO | Blk | Stl | Pts | Avg |
|---------------|-----------|-----------|-------------|-------------|------------|------------|-------------|-----------|------------|-------------|-----------|-----------|-------------|------------|------------|------------|------------|------------|----------|-----------|------------|-----------|-----------|------------|------------|
| 2000-01 | 28 | 18 | 669 | 23.9 | 104 | 267 | .390 | 44 | 138 | .319 | 47 | 63 | .746 | 62 | 63 | 125 | 4.5 | 66 | 2 | 45 | 64 | 9 | 24 | 299 | 10.7 |
| 2001-02 | 31 | 4 | 566 | 18.3 | 86 | 210 | .410 | 48 | 135 | .356 | 15 | 24 | .625 | 45 | 48 | 93 | 3.0 | 59 | 1 | 34 | 46 | 7 | 25 | 235 | 7.6 |
| Career | 59 | 22 | 1235 | 20.9 | 190 | 477 | .398 | 92 | 273 | .337 | 62 | 87 | .713 | 107 | 111 | 218 | 3.7 | 125 | 3 | 79 | 110 | 16 | 49 | 534 | 9.1 |

Ujhelyi, Petra

| Season | GP | GS | Min | Avg | FG | FGA | Pct | 3FG | FGA | Pct | FT | FTA | Pct | Off | Def | Tot | Avg | PF | FO | A | TO | Blk | Stl | Pts | Avg |
|---------------|------------|------------|-------------|-------------|------------|------------|-------------|----------|-----------|-------------|------------|------------|-------------|------------|------------|------------|------------|------------|-----------|------------|------------|------------|------------|------------|------------|
| 1999-2000 | 28 | 24 | 732 | 26.1 | 70 | 179 | .391 | 1 | 8 | .125 | 33 | 44 | .750 | 54 | 126 | 180 | 6.4 | 79 | 1 | 56 | 66 | 27 | 43 | 174 | 6.2 |
| 2000-01 | 28 | 26 | 651 | 23.3 | 96 | 207 | .464 | 0 | 2 | .000 | 44 | 81 | .543 | 53 | 124 | 177 | 6.3 | 89 | 5 | 42 | 59 | 23 | 33 | 236 | 8.4 |
| 2001-02 | 32 | 28 | 830 | 25.9 | 93 | 215 | .433 | 0 | 6 | .000 | 32 | 66 | .485 | 58 | 131 | 189 | 5.9 | 87 | 3 | 64 | 56 | 45 | 57 | 218 | 6.8 |
| 2002-03 | 31 | 31 | 1067 | 34.4 | 155 | 343 | .452 | 5 | 17 | .294 | 47 | 89 | .528 | 90 | 198 | 288 | 9.3 | 84 | 5 | 102 | 80 | 48 | 49 | 362 | 11.7 |
| Career | 119 | 109 | 3280 | 27.6 | 414 | 944 | .439 | 6 | 33 | .182 | 156 | 280 | .557 | 255 | 579 | 834 | 7.0 | 339 | 14 | 264 | 261 | 143 | 182 | 990 | 8.3 |

Walker, Candace

| Season | GP | GS | Min | Avg | FG | FGA | Pct | 3FG | FGA | Pct | FT | FTA | Pct | Off | Def | Tot | Avg | PF | FO | A | TO | Blk | Stl | Pts | Avg |
|---------------|-----------|----|-----|-----|-----------|-----------|-------------|-----|-----|-----|----------|-----------|-------------|-----|-----|-----------|------------|-----------|----------|----------|----------|----------|----------|-----------|------------|
| 1975-76 | 5 | | | | 2 | 5 | .400 | | | | 1 | 3 | .333 | | | 4 | 0.8 | | | | | | | 5 | 1.0 |
| 1976-77 | 22 | | | | 13 | 41 | .317 | | | | 5 | 10 | .500 | | | 34 | 1.5 | 19 | 0 | 2 | | 5 | 3 | 31 | 1.4 |
| 1977-78 | 7 | 0 | | | 2 | 4 | .500 | | | | 3 | 4 | .750 | | | 10 | 1.4 | 7 | 0 | 1 | 4 | 0 | 1 | 7 | 1.0 |
| Career | 34 | | | | 17 | 50 | .340 | | | | 9 | 17 | .529 | | | 48 | 1.4 | 26 | 0 | 3 | 4 | 5 | 4 | 43 | 1.3 |

Walker, Ieasia

| Season | GP | GS | Min | Avg | FG | FGA | Pct | 3FG | FGA | Pct | FT | FTA | Pct | Off | Def | Tot | Avg | PF | FO | A | TO | Blk | Stl | Pts | Avg |
|---------------|-----------|-----------|-------------|-------------|------------|------------|-------------|-----------|------------|-------------|------------|------------|-------------|------------|------------|------------|------------|------------|----------|------------|------------|-----------|------------|------------|------------|
| 2009-10 | 29 | 6 | 589 | 20.3 | 57 | 174 | .328 | 17 | 47 | .362 | 26 | 40 | .650 | 31 | 44 | 75 | 2.6 | 55 | 0 | 35 | 58 | 8 | 26 | 157 | 5.4 |
| 2010-11 | 33 | 31 | 991 | 30.0 | 137 | 389 | .352 | 38 | 132 | .288 | 91 | 146 | .623 | 37 | 90 | 127 | 3.8 | 81 | 2 | 56 | 82 | 10 | 79 | 406 | 12.2 |
| 2011-12 | 35 | 33 | 1040 | 29.7 | 98 | 310 | .316 | 20 | 85 | .235 | 59 | 89 | .663 | 35 | 116 | 151 | 4.3 | 72 | 1 | 113 | 90 | 19 | 63 | 275 | 7.9 |
| Career | 97 | 70 | 2620 | 27.0 | 292 | 873 | .334 | 75 | 264 | .284 | 176 | 275 | .640 | 103 | 250 | 353 | 3.6 | 208 | 3 | 204 | 230 | 37 | 168 | 835 | 8.6 |

Walker, Sally

| Season | GP | GS | Min | Avg | FG | FGA | Pct | 3FG | FGA | Pct | FT | FTA | Pct | Off | Def | Tot | Avg | PF | FO | A | TO | Blk | Stl | Pts | Avg |
|---------|----|----|-----|-----|----|-----|------|-----|-----|-----|----|-----|------|-----|-----|-----|-----|----|----|---|----|-----|-----|-----|-----|
| 1975-76 | 12 | | | | 28 | 86 | .326 | | | | 10 | 16 | .625 | | | 42 | 3.5 | | | | | | | 66 | 5.5 |

Walling, Jean

| Season | GP | GS | Min | Avg | FG | FGA | Pct | 3FG | FGA | Pct | FT | FTA | Pct | Off | Def | Tot | Avg | PF | FO | A | TO | Blk | Stl | Pts | Avg |
|---------------|------------|-----------|-----|-----|------------|------------|-------------|-----|-----|-----|------------|------------|-------------|-----|-----|------------|------------|------------|----------|------------|------------|-----------|-----------|-------------|------------|
| 1977-78 | 34 | 24 | | | 162 | 330 | .491 | | | | 39 | 64 | .609 | | | 302 | 8.9 | 63 | 0 | 55 | 99 | 31 | 46 | 363 | 10.7 |
| 1978-79 | 37 | | | | 191 | 388 | .492 | | | | 84 | 123 | .683 | | | 269 | 7.3 | | | | | | | 466 | 12.6 |
| 1979-80 | 36 | | | | 98 | 217 | .452 | | | | 38 | 49 | .776 | | | 183 | 5.1 | 73 | 1 | 53 | 35 | 12 | 28 | 234 | 6.5 |
| Career | 107 | 24 | | | 451 | 935 | .482 | | | | 161 | 236 | .682 | | | 754 | 7.0 | 136 | 1 | 108 | 134 | 43 | 74 | 1063 | 9.9 |

Welch, Aleighsa

| Season | GP | GS | Min | Avg | FG | FGA | Pct | 3FG | FGA | Pct | FT | FTA | Pct | Off | Def | Tot | Avg | PF | FO | A | TO | Blk | Stl | Pts | Avg |
|---------|----|----|-----|------|----|-----|------|-----|-----|------|----|-----|------|-----|-----|-----|-----|----|----|----|----|-----|-----|-----|-----|
| 2011-12 | 33 | 2 | 694 | 21.0 | 98 | 167 | .587 | 0 | 1 | .000 | 56 | 98 | .571 | 104 | 96 | 200 | 6.1 | 41 | 0 | 18 | 40 | 22 | 19 | 252 | 7.6 |

Wells, Amy

| Season | GP | GS | Min | Avg | FG | FGA | Pct | 3FG | FGA | Pct | FT | FTA | Pct | Off | Def | Tot | Avg | PF | FO | A | TO | Blk | Stl | Pts | Avg |
|---------|----|----|-----|-----|----|-----|------|-----|-----|-----|----|-----|------|-----|-----|-----|-----|----|----|---|----|-----|-----|-----|-----|
| 1995-96 | 6 | 0 | 42 | 7.0 | 8 | 15 | .533 | 0 | 0 | — | 2 | 4 | .500 | 9 | 12 | 21 | 3.5 | 5 | 0 | 0 | 6 | 0 | 4 | 18 | 3.0 |

Wheaton, Krysti

| Season | GP | GS | Min | Avg | FG | FGA | Pct | 3FG | FGA | Pct | FT | FTA | Pct | Off | Def | Tot | Avg | PF | FO | A | TO | Blk | Stl | Pts | Avg |
|---------|----|----|-----|-----|----|-----|------|-----|-----|-----|----|-----|------|-----|-----|-----|-----|----|----|---|----|-----|-----|-----|-----|
| 1982-83 | 20 | 0 | 122 | 6.1 | 12 | 37 | .324 | | | | 4 | 14 | .286 | | | 25 | 1.3 | 19 | 0 | 3 | 15 | 2 | 2 | 28 | 1.4 |

Wheeler, Sada

| Season | GP | GS | Min | Avg | FG | FGA | Pct | 3FG | FGA | Pct | FT | FTA | Pct | Off | Def | Tot | Avg | PF | FO | A | TO | Blk | Stl | Pts | Avg |
|---------|----|----|-----|------|----|-----|------|-----|-----|-----|----|-----|------|-----|-----|-----|-----|----|----|---|----|-----|-----|-----|-----|
| 2008-09 | 6 | 0 | 67 | 11.2 | 10 | 23 | .435 | 0 | 0 | — | 2 | 5 | .400 | 10 | 5 | 15 | 2.5 | 10 | 0 | 0 | 7 | 4 | 1 | 22 | 3.7 |

White, Sancheon

| Season | GP | GS | Min | Avg | FG | FGA | Pct | 3FG | FGA | Pct | FT | FTA | Pct | Off | Def | Tot | Avg | PF | FO | A | TO | Blk | Stl | Pts | Avg |
|---------|----|----|-----|------|----|-----|------|-----|-----|------|----|-----|------|-----|-----|-----|-----|----|----|----|----|-----|-----|-----|-----|
| 2011-12 | 35 | 1 | 460 | 13.1 | 45 | 131 | .344 | 7 | 30 | .233 | 25 | 43 | .581 | 31 | 54 | 85 | 2.4 | 49 | 0 | 21 | 30 | 7 | 30 | 122 | 3.5 |

White, Zenovia

| Season | GP | GS | Min | Avg | FG | FGA | Pct | 3FG | FGA | Pct | FT | FTA | Pct | Off | Def | Tot | Avg | PF | FO | A | TO | Blk | Stl | Pts | Avg |
|---------------|-----------|-----------|-------------|-------------|------------|------------|-------------|----------|----------|-------------|-----------|-----------|-------------|------------|-----------|------------|------------|------------|-----------|-----------|------------|----------|-----------|------------|------------|
| 1996-97 | 27 | 27 | 630 | 23.3 | 61 | 167 | .365 | 0 | 2 | .000 | 19 | 39 | .487 | 58 | 44 | 102 | 3.8 | 72 | 3 | 28 | 74 | 4 | 30 | 141 | 5.2 |
| 1997-98 | 28 | 28 | 805 | 28.8 | 75 | 181 | .414 | 0 | 6 | .000 | 21 | 40 | .525 | 74 | 52 | 126 | 4.5 | 99 | 7 | 53 | 74 | 2 | 25 | 171 | 6.1 |
| Career | 55 | 55 | 1435 | 26.1 | 136 | 348 | .391 | 0 | 8 | .000 | 40 | 79 | .506 | 132 | 96 | 228 | 4.1 | 171 | 10 | 81 | 148 | 6 | 55 | 312 | 5.7 |

Wiggins, Beth

| Season | GP | GS | Min | Avg | FG | FGA | Pct | 3FG | FGA | Pct | FT | FTA | Pct | Off | Def | Tot | Avg | PF | FO | A | TO | Blk | Stl | Pts | Avg |
|---------|----|----|-----|-----|----|-----|------|-----|-----|-----|----|-----|------|-----|-----|-----|-----|----|----|---|----|-----|-----|-----|-----|
| 1974-75 | 8 | | | | 0 | 2 | .000 | | | | 1 | 4 | .250 | | | 1 | 0.1 | 6 | | | | | | 1 | 0.1 |

Introduction

Staff

Players

11-12 Review

Records

History

The University

ALL-TIME LETTERWINNER STATS

Wilkins, Shayla

| Season | GP | GS | Min | Avg | FG | FGA | Pct | 3FG | FGA | Pct | FT | FTA | Pct | Off | Def | Tot | Avg | PF | FO | A | TO | Blk | Stl | Pts | Avg |
|---------------|-----------|----------|------------|-------------|-----------|------------|-------------|----------|-----------|-------------|-----------|-----------|-------------|-----------|------------|------------|------------|-----------|----------|-----------|-----------|----------|-----------|------------|------------|
| 1990-91 | 2 | 0 | 10 | 5.0 | 0 | 3 | .000 | 0 | 0 | — | 0 | 0 | — | 1 | 0 | 1 | 0.5 | 0 | 0 | 1 | 2 | 0 | 1 | 0 | 0.0 |
| 1991-92 | 28 | 9 | 409 | 14.6 | 32 | 83 | .386 | 2 | 7 | .286 | 21 | 30 | .700 | 35 | 37 | 72 | 2.6 | 24 | 0 | 21 | 42 | 3 | 30 | 87 | 3.1 |
| 1992-93 | 14 | 0 | 85 | 6.1 | 8 | 30 | .267 | 1 | 2 | .500 | 3 | 8 | .375 | 9 | 3 | 12 | 0.9 | 17 | 0 | 4 | 10 | 2 | 7 | 20 | 1.4 |
| 1993-94 | 27 | 0 | 372 | 13.8 | 33 | 71 | .465 | 1 | 3 | .333 | 14 | 32 | .438 | 47 | 61 | 108 | 4.0 | 42 | 1 | 13 | 26 | 3 | 10 | 81 | 3.0 |
| Career | 71 | 9 | 876 | 12.3 | 73 | 187 | .390 | 4 | 12 | .333 | 38 | 70 | .543 | 92 | 101 | 193 | 2.7 | 83 | 1 | 39 | 80 | 8 | 48 | 188 | 2.7 |

Williams, Lisa

| Season | GP | GS | Min | Avg | FG | FGA | Pct | 3FG | FGA | Pct | FT | FTA | Pct | Off | Def | Tot | Avg | PF | FO | A | TO | Blk | Stl | Pts | Avg |
|---------------|------------|-----------|-------------|-------------|------------|-------------|-------------|-----------|------------|-------------|------------|------------|-------------|------------|------------|------------|------------|------------|-----------|------------|------------|-----------|------------|-------------|-------------|
| 1995-96 | 28 | 9 | 621 | 22.2 | 82 | 234 | .350 | 24 | 75 | .320 | 32 | 50 | .640 | 38 | 56 | 94 | 3.4 | 55 | 0 | 54 | 65 | 10 | 38 | 220 | 7.9 |
| 1996-97 | 27 | 25 | 724 | 26.8 | 83 | 231 | .359 | 16 | 64 | .250 | 79 | 99 | .798 | 41 | 66 | 107 | 4.0 | 67 | 0 | 57 | 115 | 7 | 48 | 261 | 9.7 |
| 1997-98 | 28 | 28 | 880 | 31.4 | 127 | 350 | .363 | 26 | 109 | .239 | 66 | 92 | .717 | 58 | 78 | 136 | 4.9 | 105 | 7 | 103 | 99 | 9 | 64 | 346 | 12.4 |
| 1998-99 | 27 | 26 | 774 | 28.7 | 95 | 264 | .360 | 33 | 111 | .297 | 49 | 73 | .671 | 51 | 50 | 101 | 3.7 | 84 | 6 | 99 | 83 | 3 | 63 | 272 | 10.1 |
| Career | 110 | 88 | 2999 | 27.3 | 387 | 1079 | .359 | 99 | 359 | .276 | 226 | 314 | .720 | 188 | 250 | 438 | 4.0 | 311 | 13 | 313 | 362 | 29 | 213 | 1099 | 10.0 |

Williams, Marsha

| Season | GP | GS | Min | Avg | FG | FGA | Pct | 3FG | FGA | Pct | FT | FTA | Pct | Off | Def | Tot | Avg | PF | FO | A | TO | Blk | Stl | Pts | Avg |
|---------------|------------|-----------|-------------|-------------|------------|-------------|-------------|----------|----------|----------|------------|------------|-------------|------------|------------|-------------|------------|------------|-----------|-----------|------------|-----------|-----------|-------------|-------------|
| 1989-90 | 33 | 0 | 430 | 13.0 | 57 | 131 | .435 | 0 | 0 | — | 42 | 65 | .646 | 65 | 87 | 152 | 4.6 | 84 | 3 | 3 | 43 | 6 | 11 | 156 | 4.7 |
| 1990-91 | 31 | 30 | 947 | 30.5 | 209 | 440 | .475 | 0 | 0 | — | 87 | 128 | .680 | 126 | 177 | 303 | 9.8 | 95 | 4 | 24 | 85 | 19 | 17 | 505 | 16.3 |
| 1991-92 | 28 | 28 | 924 | 33.0 | 236 | 508 | .465 | 0 | 0 | — | 126 | 200 | .630 | 133 | 182 | 315 | 11.3 | 79 | 3 | 21 | 94 | 17 | 26 | 598 | 21.4 |
| 1992-93 | 24 | 22 | 771 | 32.1 | 131 | 310 | .423 | 0 | 0 | — | 64 | 120 | .533 | 103 | 153 | 256 | 10.7 | 60 | 2 | 14 | 72 | 16 | 26 | 326 | 13.6 |
| Career | 116 | 80 | 3072 | 26.5 | 633 | 1389 | .456 | 0 | 0 | — | 319 | 513 | .622 | 427 | 599 | 1026 | 8.8 | 318 | 12 | 62 | 294 | 58 | 80 | 1585 | 13.7 |

Williams, Monica

| Season | GP | GS | Min | Avg | FG | FGA | Pct | 3FG | FGA | Pct | FT | FTA | Pct | Off | Def | Tot | Avg | PF | FO | A | TO | Blk | Stl | Pts | Avg |
|---------------|------------|-----------|-------------|-------------|------------|-------------|-------------|----------|----------|-------------|------------|------------|-------------|-----------|------------|------------|------------|------------|-----------|------------|------------|-----------|------------|-------------|------------|
| 1983-84 | 30 | 1 | 468 | 15.6 | 59 | 133 | .444 | | | | 21 | 36 | .583 | | | 89 | 2.9 | 55 | 1 | 28 | 43 | 9 | 34 | 139 | 4.6 |
| 1984-85 | 28 | 14 | 714 | 25.5 | 123 | 251 | .490 | | | | 23 | 40 | .575 | | | 106 | 3.8 | 85 | 3 | 43 | 55 | 12 | 42 | 269 | 9.6 |
| 1985-86 | 6 | 6 | 184 | 30.6 | 27 | 53 | .509 | | | | 7 | 10 | .700 | | | 39 | 6.5 | 19 | 1 | 16 | 19 | 1 | 10 | 61 | 10.2 |
| 1986-87 | 30 | 30 | 963 | 32.1 | 129 | 326 | .396 | | | | 55 | 72 | .764 | | | 173 | 5.8 | 89 | 4 | 116 | 90 | 13 | 65 | 313 | 10.4 |
| 1987-88 | 32 | 30 | 899 | 28.1 | 113 | 268 | .422 | 0 | 8 | .000 | 49 | 65 | .754 | 64 | 106 | 170 | 5.3 | 82 | 1 | 94 | 78 | 16 | 62 | 275 | 8.6 |
| Career | 126 | 81 | 3228 | 25.6 | 451 | 1031 | .437 | 0 | 8 | .000 | 155 | 223 | .695 | 64 | 106 | 577 | 4.6 | 330 | 10 | 297 | 285 | 51 | 213 | 1057 | 8.4 |

Williams, Tonia

| Season | GP | GS | Min | Avg | FG | FGA | Pct | 3FG | FGA | Pct | FT | FTA | Pct | Off | Def | Tot | Avg | PF | FO | A | TO | Blk | Stl | Pts | Avg |
|---------|----|----|-----|------|----|-----|------|-----|-----|------|----|-----|------|-----|-----|-----|-----|----|----|---|----|-----|-----|-----|-----|
| 2008-09 | 11 | 1 | 127 | 11.5 | 23 | 46 | .500 | 2 | 5 | .400 | 11 | 19 | .579 | 12 | 33 | 45 | 4.1 | 16 | 0 | 3 | 12 | 3 | 5 | 59 | 5.4 |

Wilson, Ebony

| Season | GP | GS | Min | Avg | FG | FGA | Pct | 3FG | FGA | Pct | FT | FTA | Pct | Off | Def | Tot | Avg | PF | FO | A | TO | Blk | Stl | Pts | Avg |
|---------------|-----------|----------|------------|------------|-----------|-----------|-------------|----------|-----------|-------------|-----------|-----------|-------------|-----------|-----------|-----------|------------|-----------|----------|-----------|-----------|----------|-----------|-----------|------------|
| 2009-10 | 26 | 2 | 239 | 9.2 | 12 | 23 | .522 | 0 | 2 | .000 | 11 | 14 | .786 | 21 | 14 | 35 | 1.3 | 27 | 0 | 0 | 8 | 2 | 5 | 35 | 1.3 |
| 2010-11 | 28 | 3 | 223 | 8.0 | 4 | 20 | .200 | 0 | 5 | .000 | 2 | 7 | .286 | 15 | 14 | 29 | 1.0 | 23 | 0 | 3 | 9 | 3 | 11 | 10 | 0.4 |
| 2011-12 | 31 | 1 | 271 | 8.7 | 12 | 25 | .480 | 1 | 3 | .333 | 16 | 23 | .696 | 14 | 21 | 35 | 1.1 | 31 | 0 | 7 | 16 | 4 | 11 | 41 | 1.3 |
| Career | 85 | 6 | 733 | 8.6 | 28 | 68 | .412 | 1 | 10 | .100 | 29 | 44 | .659 | 50 | 49 | 99 | 1.2 | 81 | 0 | 10 | 33 | 9 | 27 | 86 | 1.0 |

Wolfe, Janice

| Season | GP | GS | Min | Avg | FG | FGA | Pct | 3FG | FGA | Pct | FT | FTA | Pct | Off | Def | Tot | Avg | PF | FO | A | TO | Blk | Stl | Pts | Avg |
|---------------|-----------|----|-----|-----|------------|------------|-------------|-----|-----|-----|------------|------------|-------------|-----|-----|------------|------------|-----------|----------|-----------|----|-----------|-----------|------------|-------------|
| 1975-76 | 21 | | | | 71 | 157 | .452 | | | | 45 | 77 | .584 | | | 137 | 6.5 | | | | | | | 187 | 8.9 |
| 1976-77 | 26 | | | | 131 | 325 | .403 | | | | 55 | 111 | .495 | | | 222 | 8.5 | 87 | 5 | 13 | | 24 | 36 | 317 | 12.2 |
| Career | 47 | | | | 202 | 482 | .419 | | | | 100 | 188 | .532 | | | 359 | 7.6 | 87 | 5 | 13 | | 24 | 36 | 504 | 10.7 |

Woods, Teresa

| Season | GP | GS | Min | Avg | FG | FGA | Pct | 3FG | FGA | Pct | FT | FTA | Pct | Off | Def | Tot | Avg | PF | FO | A | TO | Blk | Stl | Pts | Avg |
|---------|----|----|-----|-----|----|-----|------|-----|-----|-----|----|-----|------|-----|-----|-----|-----|----|----|---|----|-----|-----|-----|-----|
| 1974-75 | 20 | | | | 15 | 38 | .395 | | | | 11 | 14 | .786 | | | 13 | 0.7 | 17 | | | | | | 41 | 2.1 |

Woolston, Suzanne

| Season | GP | GS | Min | Avg | FG | FGA | Pct | 3FG | FGA | Pct | FT | FTA | Pct | Off | Def | Tot | Avg | PF | FO | A | TO | Blk | Stl | Pts | Avg |
|---------------|-----------|----|-----|-----|------------|------------|-------------|-----|-----|-----|-----------|-----------|-------------|-----|-----|------------|------------|-----------|----------|-----------|-----------|----------|-----------|------------|------------|
| 1978-79 | 32 | | | | 32 | 80 | .400 | | | | 10 | 15 | .667 | | | 72 | 2.3 | | | | | | | 74 | 2.3 |
| 1979-80 | 34 | | | | 94 | 250 | .376 | | | | 37 | 45 | .822 | | | 86 | 2.5 | 84 | 3 | 75 | 79 | 5 | 65 | 225 | 6.6 |
| Career | 66 | | | | 126 | 330 | .382 | | | | 47 | 60 | .783 | | | 158 | 2.4 | 84 | 3 | 75 | 79 | 5 | 65 | 299 | 4.5 |

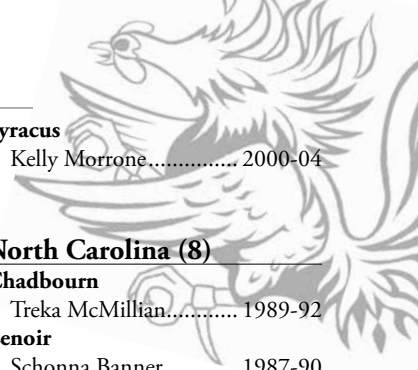
Workman, Paula

| Season | GP | GS | Min | Avg | FG | FGA | Pct | 3FG | FGA | Pct | FT | FTA | Pct | Off | Def | Tot | Avg | PF | FO | A | TO | Blk | Stl | Pts | Avg |
|---------------|-----------|----|-----|-----|-----------|------------|-------------|-----|-----|-----|-----------|-----------|-------------|-----|-----|------------|------------|-----------|----|---|----|-----|-----|------------|------------|
| 1974-75 | 15 | | | | 19 | 39 | .487 | | | | 13 | 32 | .406 | | | 52 | 3.5 | 26 | | | | | | 51 | 3.4 |
| 1975-76 | 21 | | | | 31 | 99 | .313 | | | | 14 | 43 | .326 | | | 145 | 6.9 | | | | | | | 76 | 3.6 |
| Career | 36 | | | | 50 | 138 | .362 | | | | 27 | 75 | .360 | | | 197 | 5.5 | 26 | | | | | | 127 | 3.5 |

Zackery, Kellindra

| Season | GP | GS | Min | Avg | FG | FGA | Pct | 3FG | FGA | Pct | FT | FTA | Pct | Off | Def | Tot | Avg | PF | FO | A | TO | Blk | Stl | Pts | Avg |
|---------|----|----|-----|------|----|-----|------|-----|-----|------|----|-----|------|-----|-----|-----|-----|----|----|----|----|-----|-----|-----|-----|
| 2006-07 | 29 | 1 | 352 | 12.1 | 48 | 125 | .384 | 1 | 4 | .250 | 24 | 39 | .615 | 46 | 44 | 90 | 3.1 | 28 | 0 | 18 | 43 | 1 | 21 | 121 | 4.2 |

LETTERWINNERS BY STATE/COUNTRY



Introduction

Alabama (2)

- Birmingham**
Samone Kennedy 2008-11
- Mobile**
Erica Gullett..... 1993-94

Connecticut (1)

- Trumbull**
Pat Dufficy 1980-82

Florida (10)

- Campbellton**
Zenovia White 1997-98
- Ft. Lauderdale**
Mona Nance1982
- Jacksonville**
Kayla Brewer2011
Natalie Howard..... 1987-88
- Longwood**
Laura Glass..... 1985-88
Peggy Glass..... 1985-88
- Newberry**
Nicki Bass 1991-94
- Okeechobee**
Philicia Allen 1981-82
- Orlando**
Cynthia Jacobs 1979-80
- Tampa**
Markeshia Grant 2011-12

Georgia (19)

- Atlanta**
Tina Buck1982
Lauren Falohun 2008-10
- Blairstown**
Wendy Moss 1991-94
- Conyers**
Jewel May..... 2008-11
Jocelyn Penn..... 1999-2003
- Decatur**
Charenee Stephens 2009-12
- Fayetteville**
Elem Ibiam..... 2012-present
- Flowery Branch**
Courtney Newton 2008-12
- Gainesville**
Sada Wheeler2009
- Lawrenceville**
Stacy Booker 2004-07
Shannel Harris 2004-07
- Mableton**
Amy Wells.....1996
- Norcross**
Annie Lester 1997-2000
- Rome**
Cheryl Autry 1979-80
Pam Reeves 1981-82
- Snellville**
C.J. Pace..... 2008-09
- Stone Mountain**
Ashley Billingslea.....2008

Staff

Players

11-12 Review

Records

History

The University

Suwanee

- Jordan Jones2008
- Warner Robins**
Tonia Williams.....2009

Illinois (3)

- Bolingbrook**
Miranda Tate.....2009
- East St. Louis**
Rachell Lee..... 1997-98
- Park Forest South**
Michelle Thomas.....1983

Indiana (3)

- Carmel**
Lisa Williams..... 1996-99
- Gary**
Krysti Wheaton.....1983
- Hammond**
Sancheon White..... 2012-present

Kentucky (2)

- Madisonville**
Shannon Belcher1984
- Mt. Sterling**
Jenny Randall..... 1992-95

Louisiana (1)

- Kaplan**
Tina Roy..... 2012-present

Maryland (2)

- Hagerstown**
Lori Rowe1985
- Mt. Airy**
Marah Strickland.....2011

Massachusetts (2)

- Boston**
Medina Dixon.....1982
- Wakefield**
Renee Najarian..... 1984-85

Michigan (1)

- Lansing**
Evelyn Johnson..... 1980-83

Minnesota (1)

- New York Mills**
Colleen Frost..... 1983-85

Mississippi (1)

- Bay Springs**
Jasmine Payne2008

New Jersey (5)

- Cherry Hill**
Sue Shue1978
- New Brunswick**
Maryann Chibbaro.....1980
- Newark**
Ebony Wilson 2010-12
Kellindra Zackery.....2007
- Trenton**
La'Keisha Sutton 2009-12

New York (5)

- Amityville**
Ieasia Walker..... 2010-present
- Little Neck**
Betsy Platte 1977-78
- Liverpool**
Dawn Clark1978
- Massapequa**
MaryJo Lorello1978

Syracus

- Kelly Morrone..... 2000-04

North Carolina (8)

- Chadbourn**
Trekla McMillian..... 1989-92
- Lenoir**
Schonna Banner 1987-90
- Morehead City**
Mindy Ballou 1983-86
- Raleigh**
Gwen Lynch..... 1983-85
- Salisbury**
Donna Carr.....1996-98
- Sanford**
Cindy Kelly..... 1993-96
- Statesville**
Heather Godfrey 1995-98
- Wendell**
Audrey Ramsey 1995-98

Ohio (3)

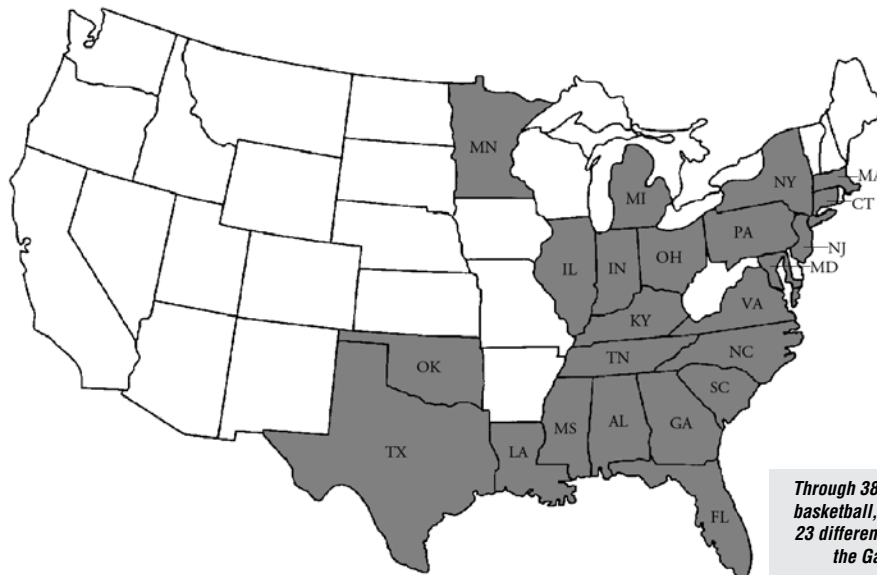
- Brook Park**
Sarah Burgess 2003-05
- Edgerton**
Lynette Keppeler1997
- St. Mary's**
Nikki Miars..... 1996-99

Oklahoma (1)

- Norman**
Ashley Bruner..... 2010-present

Pennsylvania (2)

- Jeannette**
Ruthann Burgun1978
- Pittsburgh**
Tammy Harvey 1984-87



Through 38 seasons of women's basketball, players hailing from 23 different states have donned the Garnet and Black.

LETTERWINNERS BY STATE/COUNTRY

South Carolina (69)

| | |
|------------------------|----------------------------------|
| Aiken | Darcell Bell 1978 |
| | Ebony Jones 2005-08 |
| | Casie Key 1997-2000 |
| Barnwell | Melanie Johnson 2005-07 |
| | Brenda Paulk 1976-77 |
| Bennettville | Sherry David 1988-91 |
| | Lisa Malichi 1983 |
| Bishopville | Demetress Adams 2006-09 |
| Boiling Springs | Sheila Foster 1979-82 |
| Camden | Natalie Funderburk 1993-96 |
| Chester | Tenna Thompson 1995-96 |
| Clover | Ann Gardner 1988-91 |
| Columbia | Lisa Diaz 1987-90 |
| | Brionna Dickerson 2006-09 |
| | Teresa Geter 2001-02 |
| | Shaunzinski Gortman... 1999-2002 |
| | Sara Hadwin 1997-98 |
| | Angela Hunter 2005-06 |
| | Amy McAlister 1984, 1986 |
| | Marsi McAlister 1982-85 |
| | Maureen McCauley 1975-77 |
| | Michelle Murray 1990-93 |
| | Melanie Murry 2001-02 |
| | Jaima Oxley 1978 |




| | |
|----------------------|--|
| | Karen Pappas 1975-76 |
| | Becky Parker 1980-83 |
| | Martha Parker 1986-89 |
| | Lauren Simms 2004-07 |
| | Brantley Southers 1982-86 |
| | Lakesha Tolliver 2004-08 |
| | Candace Walker 1976-78 |
| | Jean Walling 1978-80 |
| | Suzanne Woolston 1979-80 |
| Cope | Janice Wolfe 1976-77 |
| Darlington | Charlene DuBose 1975-76 |
| Duncan | Beverly Hawkins 1988-91 |
| Florence | Sharon Rivers 1980-83 |
| Gaffney | Shayla Wilkins 1991-94 |
| Garden City | Beth Hunt 1989-90 |
| Goose Creek | <i>Aleighsa Welch 2012-present</i> |
| Graniteville | Sharon Gilmore 1983-86 |
| Hampton | Lori Joyner 1989-93 |
| Hartsville | Shannon Johnson 1993-96 |
| | Malinda McDaniel 1993-94 |
| Heath Springs | Monica Williams 1984-88 |
| Holly Hill | Imani Sellers 2011-12 |




| | |
|----------------------|--------------------------------|
| Hopkins | Tonisha Reese 2002-03 |
| Inman | Chrishna Hill 1999-2002 |
| Irmo | Edith Cook 1977 |
| | Dawn Raab 1985-88 |
| Johnston | Betsy Scott 1975-78 |
| Lexington | Cindy Rawl 1980, 1982 |
| Manning | Tracey Parker 1988-89 |
| Marietta | Pam Adams 1978 |
| McBee | Karen Middleton 1988-91 |
| Moncks Corner | Marsha Williams 1990-93 |
| Mt. Pleasant | Lorraine Frazier 1987-88 |
| Myrtle Beach | Brit Canty 1992-94 |
| | Koretha Johnson 2003 |
| Orangeburg | Liz Conklin 1977 |
| | Tasha Cook 2001 |
| Pickens | Dixie Duncan 1977 |
| Spartanburg | Denise Nanney 1975-77 |
| St. Matthews | Rita Johnson 1978-81 |

| | |
|----------------------|---------------------------------|
| Sumter | Betsy James 1977 |
| Swansea | Shanta Jeffcoat 1997-2000 |
| Timmonsville | Katrina Anderson 1978-79 |
| West Columbia | Vania Redd 2002-03 |
| Whitmire | Martha Suber 1975-76 |
| Tennessee (3) | |
| Cleveland | Trese Hickey 1996 |
| Maryville | Andrea Plemons 2000 |
| Pigeon Forge | Christi Timmons 1992-95 |
| Texas (1) | |
| Houston | Kelsey Bone 2010 |
| Virginia (3) | |
| Dale City | Shannon Segres 1999-2002 |
| Fairfax | Dissy Thompson 1983-84 |
| Woodbridge | Joyce Gilbert 1977-78 |

International

| | |
|---------------------------|---|
| Belarus (1) |  |
| Minsk | Tatyana Troina 2001-02 |
| Bulgaria (1) |  |
| Sofia | Pamela Decheva 2012 |
| Croatia (2) |  |
| New Zagreb | Lea Fabbri 2004-07 |
| Zagreb | Iva Sliskovic 2004-07 |
| Czech Republic (1) |  |
| Hradec Kralove | Ilona Burgrova 2005-08 |

| | |
|--------------------|---|
| Fiji (1) |  |
| Suva | Valerie Nainima 2010-11 |
| Germany (1) |  |
| Wuppertal | Daniela Strohm 2001 |
| Hungary (3) |  |
| Budapest | Viktoria Hollosy 2000-01 |
| | Petra Ujhelyi 2000-03 |
| Pecs | Ildiko Szakacs 2001 |

| | |
|-----------------------|---|
| Poland (1) |  |
| Szamotuly | Kasia Roszak 2003-04 |
| Romania (2) |  |
| Bucharest | Cristina Ciocan 2001-04 |
| Cluj | Larissa Kulcsar 2004-07 |
| Russia (1) |  |
| St. Petersburg | Olga Gritsaeva 2003-06 |

| | |
|-----------------------|---|
| Sweden (1) |  |
| Stockholm | Linda Hoglund 2000-03 |
| Turkey (1) |  |
| Istanbul | Nihan Anaz 2001 |
| Yugoslavia (1) |  |
| Belgrade | Ines Ajanovic 1999-2002 |

Introduction

Staff

Players

11-12 Review

Records

History

The University

LETTERWINNERS BY JERSEY NUMBER



00
Beth Hunt..... 1989-90
Petra Ujhelyi 2000-03

0
Imani Sellers..... 2011-12

1
Andrea Plemons 2000
Nihan Anaz 2001
Ebony Wilson 2010-12

2
Vania Redd..... 2002-03
Stacy Booker 2006-07

3
Amy McAlister . 1984, 1986
Tracey Parker..... 1988-89
Koretha Johnson 2003
Lauren Falohun 2008-10
Ieasia Walker 2011-present

4
Lori Joyner 1989-93
Melanie Murry 2001-02
Samone Kennedy .. 2008-11

5
Pam Reeves 1981-82
Ines Ajanovic..... 1999-2002
Lea Fabbri 2004-07
Ashlie Billingslea 2008
Kelsey Bone..... 2010
Markeshia Grant ... 2011-12

10
Liz Conklin 1977
Pam Adams 1978
Cheryl Autry 1979-80
Tina Buck 1982
Lori Rowe 1985
Natalie Howard..... 1987-88
Kelly Morrone..... 2000-04
C.J. Pace..... 2008-09
Kayla Brewer 2011

11
Edith Cook 1977
Joyce Gilbert 1978
Dawn Raab 1985-88
Nicki Bass 1991-94
Crishna Hill 2000-02
Shannel Harris 2004-07
La'Keisha Sutton ... 2009-12

12
Charlene DuBose 1975
Betsy James 1977
Rita Johnson 1978-81
Brantley Southers .. 1982-86
Michelle Murray.... 1990-93
Sara Hadwin 1997-98
Crishna Hill 1999
Tasha Cook 2001
Tonisha Reese..... 2002
Sarah Burgess 2003-05
Charenee Stephens .. 2009-12



13
Sharon Rivers 1980-83
Martha Parker .. 1986-89



14
Betsy Platte..... 1977-78
Marsi McAlister. 1982-85
Lorraine Frazier.. 1987-88
Shannon Johnson.. 1993-96
Ildiko Szakacs 2001
Olga Gritsaeva 2003
Iva Sliskovic..... 2004-07
Ieasia Walker 2010

15
Philicia Allen 1981-82
Malinda McDaniel 1993-94
Cristina Ciocan 2001-04
Ilona Burgrova..... 2005-08

20
Martha Suber 1975
Candace Walker 1976, 1978
Joyce Gilbert 1977
Maryann Chibbaro..... 1980
Krysti Wheaton..... 1983
Karen Middleton... 1988-91
Christi Timmons... 1992-95
Olga Gristaeva..... 2004-06
Jasmine Payne 2008
Sancheon White.. 2012-present

21
Brenda Paulk..... 1977
Dawn Clark 1978
Dissy Thompson 1984
Laura Glass..... 1985-88
Viktoria Hollosy.... 2000-01
Tonisha Reese..... 2003
Miranda Tate..... 2009
Ashley Bruner. 2010-present

22
Denise Nanney..... 1977
Katrina Anderson .. 1978-79
Monica Williams... 1984-88
Lisa Williams..... 1996-99
Angela Hunter..... 2005-06
Courtney Newton.. 2008-12

23
Dixie Duncan..... 1977
Suzanne Woolston. 1979-80
Peggy Glass..... 1985-88
Marsha Williams ... 1990-93
Melanie Johnson ... 2005-07
Brionna Dickerson 2008-09
Tina Roy..... 2012-present

24
Paula Workman..... 1976
Maureen McCauley.... 1977
Sue Shue 1978
Becky Parker 1980-83
Ellen Gill..... 1995
Donna Carr..... 1996-98
Daniela Strohm..... 2001
Ebony Jones 2005
Demetress Adams.. 2006-09
Marah Strickland..... 2011
Aleighsa Welch... 2012-present

25
Candace Walker 1977
Ruthann Burgun 1978
Patt Dufficy..... 1980-82
Gwen Lynch..... 1983-85
Beverly Hawkins ... 1988-91
Britt Canty 1992-94
Ebony Jones 2006-08

30
Betsy Scott 1977
Jaima Oxley..... 1978
Cindy Rawl 1980, 1982
Tammy Harvey 1984-87
Shayla Wilkins..... 1991-94
Heather Godfrey ... 1995-98
Tatyana Troina 2001-02
Lauren Simms 2004-07
Pamela Decheva 2012

31
Dissy Thompson 1983
Schonna Banner 1987-90
Wendy Moss 1991-94
Stacy Booker 2004-05
Kellinda Zackery 2007
Valerie Nainima..... 2010-11

32
Betsy Scott .. 1975-76, 1978
Janice Wolfe 1977
Jean Walling..... 1979-80
Frani Washington..... 1981
Sharon Gilmore..... 1983-86
Sherry David..... 1988-91
Trese Hickey..... 1996
Shaun Gortman 1999-2002
Brionna Dickerson .. 2006-07
Tonia Williams..... 2009

33
Darcell Bell 1978
Colleen Frost..... 1983-85
Natalie Funderburk .. 1993-96
Casie Key 1997-2000
Jordan Jones 2008
Elem Ibiam 2012-present

34
Mona Nance 1982
Shannon Belcher 1984
Ann Gardner..... 1988-91
Audrey Ramsey 1995-98
Shannon Segres.. 1999-2002
Sada Wheeler 2009

35
Treka McMillian.... 1989-92
Amy Wells..... 1996
Elin Lewis 1998

40
Michelle Thomas..... 1983
Tenna Thompson .. 1995-96
Teresa Geter 2001-02
Kasia Roszak 2003-04

41
Cindy Kelly 1993-96
Zenovia White 1997-98
Lakesha Tolliver..... 2004-08

42
Jean Walling..... 1978
Cynthia Jacobs 1979-80
Nikki Miars..... 1996-99

44
MaryJo Lorello 1978
Medina Dixon..... 1982
Mindy Ballou 1983-86
Jenny Randall..... 1992-95
Annie Lester..... 1997-2000

45
Lynette Keppler..... 1997
Jocelyn Penn..... 1999-2003

50
Renee Najarian..... 1984-85

51
Shanta Jeffcoat... 1997-2000

52
Evelyn Johnson..... 1980-83
Lisa Diaz 1987-90
Erica Gullett..... 1993-94
Jewel May..... 2008-11



53
Sheila Foster..... 1979-82

55
Lisa Malichi 1983
Rachell Lee..... 1997-98
Linda Hoglund..... 2000-03
Larissa Kulcsar..... 2004-07

Bold indicates player for whom number is retired

Italics indicates current player

YEAR-BY-YEAR RESULTS

1974-75

Inaugural Season
Head Coach Pam Backhaus

Overall Record: 18-12

| | | | |
|-------|----------------------|---|-------|
| 12/2 | Anderson | L | 60-99 |
| 12/6 | C. of Charleston | W | 86-74 |
| 12/7 | Francis Marion | W | 86-54 |
| 12/10 | Claffin | W | 71-67 |
| 12/11 | Lander | W | 80-61 |
| 1/10 | Anderson | W | 74-73 |
| 1/10 | Francis Marion | W | 75-51 |
| 1/11 | Mercer | L | 63-81 |
| 1/14 | Francis Marion | W | 62-50 |
| 1/16 | South Carolina State | L | 48-49 |
| 1/17 | Appalachian State | W | 55-53 |
| 1/20 | Lander | W | 94-38 |
| 1/22 | Francis Marion | W | 70-63 |
| 1/24 | UNC Greensboro | W | 70-54 |
| 1/28 | Anderson | W | 80-63 |
| 2/1 | St. Augustine's | W | 62-52 |
| 2/3 | UNC Greensboro | W | 71-66 |
| 2/5 | Elon | L | 79-90 |
| 2/6 | Davidson | W | 75-48 |
| 2/10 | South Carolina State | W | 65-57 |
| 2/12 | C. of Charleston | L | 55-59 |
| 2/14 | UNC Greensboro | L | 84-86 |
| 2/15 | East Carolina | L | 64-74 |
| 2/19 | Winthrop | L | 77-79 |
| 2/27 | Voorhees | W | 81-62 |
| 2/28 | vs. Coastal Carolina | W | 66-47 |
| 3/1 | South Carolina State | L | 55-66 |
| 3/1 | Winthrop | L | 57-82 |
| 3/6 | at Elon + | L | 77-82 |
| 3/7 | vs. James Madison + | L | 61-71 |

+ AIAW Region II Tournament (Elon, N.C.)

1975-76

Head Coach Frankie Porter

Overall Record: 7-15

| | | | |
|------|----------------------|---|--------|
| 12/2 | South Carolina State | L | 64-70 |
| 12/9 | Voorhees | W | 81-73 |
| 1/10 | Clemson | L | 61-66 |
| 1/14 | South Carolina State | L | 67-79 |
| 1/17 | Federal City | W | 86-72 |
| 1/19 | Winthrop | L | 73-75 |
| 1/24 | North Carolina | L | 67-75 |
| 1/26 | C. of Charleston | L | 93-116 |
| 1/28 | Francis Marion | L | 77-78 |
| 1/31 | at Furman | W | 79-59 |
| 2/2 | Voorhees | W | 88-74 |
| 2/7 | Anderson | L | 53-66 |
| 2/12 | vs. Anderson @ | L | 60-69 |
| 2/13 | vs. Georgia @ | L | 60-62 |
| 2/18 | Francis Marion | L | 74-91 |
| 2/21 | Clemson | L | 62-73 |
| | Anderson | L | 76-82 |
| | C. of Charleston | L | 56-65 |
| | C. of Charleston | L | 70-74 |
| | Francis Marion | W | 79-65 |
| | South Carolina State | W | 75-72 |
| | Winthrop | W | 74-66 |

@ Winthrop Invitational (Rock Hill, S.C.)

1976-77

Head Coach Pam Backhaus

Overall Record: 8-18

| | | | |
|-------|-------------------------|---|--------|
| 12/7 | at Claffin | L | 64-84 |
| 12/11 | at North Greenville | L | 64-71 |
| 1/11 | at C. of Charleston | L | 68-94 |
| 1/12 | Francis Marion | L | 58-74 |
| 1/14 | Winthrop | W | 81-78 |
| 1/18 | Claffin | L | 81-88 |
| 1/20 | South Carolina State | L | 78-89 |
| 1/22 | Clemson | L | 60-92 |
| 1/24 | at Columbia College | W | 87-61 |
| 1/26 | at South Carolina State | L | 58-65 |
| 1/29 | Furman | W | 111-68 |
| 1/31 | Anderson | L | 65-78 |
| 2/2 | North Greenville | W | 77-70 |
| 2/5 | at Voorhees | W | 75-58 |
| 2/10 | vs. Old Dominion @ | L | 44-63 |
| 2/11 | vs. James Madison @ | L | 54-73 |
| 2/17 | at Winthrop < | L | 68-79 |
| 2/18 | vs. East Carolina < | W | 74-44 |
| 2/19 | vs. Appalachian State < | L | 69-89 |
| 2/21 | at Francis Marion | L | 85-92 |
| 2/23 | at Clemson | L | 74-80 |
| 2/24 | at Anderson | L | 54-56 |
| 2/26 | C. of Charleston | L | 61-80 |
| 2/28 | Voorhees | W | 87-60 |
| 3/3 | vs. Erskine % | W | 73-71 |
| 3/4 | vs. Francis Marion % | L | 61-65 |

@ Virginia Invitational (Charlottesville, Va.)
< Winthrop Invitational (Rock Hill, S.C.)
% SCALAW State Tournament

1977-78

Head Coach Pam Parsons

Overall Record: 24-10

| | | | |
|-------|-------------------------|--------|--------|
| 12/3 | at Georgia Southern | W | 74-59 |
| 12/5 | at Claffin | W | 81-61 |
| 12/7 | South Carolina State | L | 64-68 |
| 12/10 | Clemson | W | 69-66 |
| 12/15 | at Mercer | W | 74-64 |
| 12/17 | Georgia State | W | 96-69 |
| 12/20 | vs. #4 NC State @ | L | 73-75 |
| 12/21 | vs. Mercer @ | W | 76-51 |
| 12/22 | vs. C. of Charleston @ | L | 61-62 |
| 1/7 | at Clemson | L | 66-69 |
| 1/13 | vs. Berry College < | W | 90-80 |
| 1/14 | at Clemson < | L | 66-79 |
| 1/21 | at #2 NC State | L | 65-83 |
| 1/24 | Claffin | W | 103-51 |
| 1/25 | Georgia Southern | W | 87-65 |
| 1/27 | at Winthrop | L | 58-60 |
| 1/28 | Francis Marion | W | 64-57 |
| 1/30 | at South Carolina State | L | 59-67 |
| 2/4 | at Georgia State | W | 60-45 |
| 2/6 | at C. of Charleston | W | 82-69 |
| 2/9 | vs. Georgia - | W | 71-49 |
| 2/10 | vs. Appalachian State - | W | 81-59 |
| 2/11 | vs. C. of Charleston - | L | 63-68 |
| 2/12 | vs. Florida State - | W | 115-62 |
| 2/13 | at Francis Marion | W | 75-73 |
| 2/15 | Anderson | W | 87-64 |
| 2/18 | C. of Charleston | W | 69-64 |
| 2/23 | vs. Benedict College & | W | 74-44 |
| 2/24 | vs. Francis Marion % | W (ot) | 68-64 |
| 2/25 | vs. C. of Charleston % | W | 85-81 |
| 3/4 | vs. C. of Charleston & | W | 84-80 |
| 3/9 | vs. #5 NC State + | L | 52-77 |
| 3/10 | vs. #14 Memphis + | W | 82-80 |
| 3/11 | vs. East Carolina + | W | 77-70 |

@ UNC Christmas Classic (Chapel Hill, N.C.)
< Clemson Invitational (Clemson, S.C.)
- Winthrop Invitational (Rock Hill, S.C.)
& AIAW Playoffs (Aiken, S.C.)
% SCALAW State Tournament (Clemson, S.C.)
+ AIAW Region II Tournament (Chapel Hill, N.C.)

1978-79

Head Coach Pam Parsons

Overall Record: 27-10

• NWIT Champions •

| | | | |
|-----------|-----------------------|---|--------|
| | Tennessee Tech @ | W | 97-83 |
| 11/25 | #16 Mississippi @ | L | 76-84 |
| | at Columbia College | W | 119-70 |
| 12/1 | at Benedict College | W | 86-45 |
| 12/4 | South Carolina State | W | 90-62 |
| 12/6 | Clemson | W | 77-60 |
| 12/9 | Georgia Southern | W | 113-51 |
| 12/11 | at East Carolina | W | 86-64 |
| 12/15 | C. of Charleston | W | 79-63 |
| 12/21 | vs. Pfeiffer < | L | 81-84 |
| 12/22 | vs. High Point < | L | 68-69 |
| 1/4 | at #10 NC State | L | 60-68 |
| 1/9 | at Ohio State | L | 52-56 |
| 1/10 | at Kentucky | W | 66-41 |
| 1/13 | Wheeling College | W | 137-34 |
| 1/15 | at #4 Tennessee | L | 54-62 |
| 1/17 | Francis Marion | W | 69-58 |
| 1/20 | at North Carolina | W | 69-60 |
| 1/26 | vs. Saint Joseph's - | W | 78-56 |
| 1/27 | vs. Queens College - | W | 103-55 |
| 2/3 | at Clemson | L | 63-70 |
| 2/5 | at Francis Marion | W | 69-62 |
| 2/7 | at C. of Charleston | W | 73-51 |
| 2/10 | Alabama | W | 80-62 |
| 2/12 | at #16 Valdosta State | L | 91-98 |
| 2/14 | Claffin | W | 100-63 |
| 2/17 | #7 NC State | W | 79-66 |
| 2/19 | Old Dominion | W | 73-49 |
| 2/21 | Winthrop | W | 81-42 |
| 2/24 | at USC-Aiken | W | 91-42 |
| 3/3 (15) | vs. Clemson % | W | 75-74 |
| 3/8 (15) | vs. Morehead State + | W | 70-64 |
| 3/9 (15) | at #8 Tennessee + | L | 64-76 |
| 3/10 (15) | vs. #9 NC State + | L | 64-67 |
| 3/15 (16) | vs. California ! | W | 62-51 |
| 3/16 (16) | vs. Oregon ! | W | 84-63 |
| 3/17 (16) | vs. Drake ! | W | 74-71 |

@ Tip-Off Tournament (Cookeville, Tenn.)
< UNC Christmas Classic (Chapel Hill, N.C.)
- Collegiate Doubleheader (Raleigh, N.C.)
% SCALAW State Championship (Spartanburg, S.C.)
+ AIAW Region II Tournament (Knoxville, Tenn.)
! NWIT Championships (Amarillo, Texas)

1979-80

Head Coach Pam Parsons

Overall Record: 30-6

| | | | |
|------------|----------------------|---|-------|
| 11/28 (16) | at Georgia Southern | W | 72-69 |
| 11/29 (16) | at Florida State | W | 93-68 |
| 12/1 (16) | at Florida | W | 93-50 |
| 12/3 (16) | South Carolina State | W | 66-52 |
| 12/5 (13) | at Clemson | L | 73-75 |
| 12/8 (13) | Virginia Tech | W | 86-68 |
| 12/12 (15) | at Mississippi | W | 68-52 |
| 1/3 (11) | #18 Kentucky | W | 84-61 |
| 1/7 (11) | at Montclair State | W | 77-64 |
| 1/9 (10) | at #9 Cheyney State | L | 57-60 |



Introduction

Staff

Players

11-12 Review

Records

History

The University

YEAR-BY-YEAR RESULTS



Introduction

| | | | | |
|------|------|-------------------------|---|--------|
| 1/12 | (10) | at Auburn | W | 77-50 |
| 1/14 | (10) | at #8 NC State | W | 78-67 |
| 1/17 | (11) | Louisville | W | 98-43 |
| 1/19 | (11) | East Tennessee State | W | 103-60 |
| 1/21 | (11) | Valdosta State | W | 88-56 |
| 1/23 | (8) | #4 Tennessee | W | 56-52 |
| 1/26 | (8) | East Carolina | W | 97-54 |
| 1/30 | (7) | at Alabama | W | 58-47 |
| 2/2 | (7) | #16 Clemson | W | 88-72 |
| 2/4 | (7) | Tennessee Tech | W | 87-73 |
| 2/8 | (6) | vs. Michigan @ | W | 84-50 |
| 2/9 | (6) | at Penn State @ | W | 71-70 |
| 2/13 | (5) | at Old Dominion | L | 56-81 |
| 2/16 | (5) | North Carolina | W | 94-62 |
| 2/18 | (5) | Ohio State | W | 75-47 |
| 2/21 | (5) | at South Carolina State | L | 74-85 |
| 2/26 | (7) | #8 NC State | W | 76-62 |
| 3/1 | (7) | vs. #16 Clemson % | W | 89-55 |
| 3/4 | (7) | Tennessee Tech + | W | 68-62 |
| 3/7 | (7) | #3 Tennessee + | L | 54-67 |
| 3/8 | (7) | #8 NC State + | W | 68-55 |
| 3/12 | (6) | at Southern Cal ∞ | W | 70-60 |
| 3/15 | (6) | at Northwestern ∞ | W | 64-61 |
| 3/17 | (6) | Stephen F. Austin ∞ | W | 63-56 |
| 3/21 | (4) | vs. #2 Tennessee # | L | 72-75 |
| 3/23 | (4) | vs. Louisiana Tech # | W | 77-69 |

Staff

Players

11-12 Review

Records

History

The University



Interim Head Coach Terry Kelly, Tina Buck, Becky Parker, Sheila Foster, Medina Dixon, Mona Nance, Philicia Allen, Brantley Southers, Pam Reeves, Marsi McAlister, Dana Boyle, Evelyn Johnson, Sharon Rivers

1981-82

Head Coach Pam Parsons (7-0) / Interim Head Coach Terry Kelly (16-8)

Overall Record: 23-8

• **NCAA Tournament Sweet 16** •

| | | | | | | | | | |
|-------|------|----------------------|---|-------|--|------|---------------------|--------|-------|
| 11/28 | (4) | vs. William Penn @ | W | 75-56 | 1/30 | (12) | at #16 Georgia | L (ot) | 75-82 |
| 11/29 | (3) | at Kansas State @ | W | 81-65 | 2/1 | (17) | Georgia Southern | W | 84-64 |
| 12/3 | (3) | at Hawaii | W | 89-52 | 2/6 | (17) | Clemson | W (ot) | 99-91 |
| 12/4 | (3) | at Hawaii | W | 74-46 | 2/10 | (19) | #10 Memphis | W | 92-67 |
| 12/12 | (3) | at #17 Clemson | W | 82-74 | 2/13 | (19) | #11 Kentucky | W | 91-81 |
| 12/19 | (3) | at Pittsburgh | W | 73-60 | 2/15 | (15) | at Penn State | W | 77-76 |
| 12/22 | (2) | Tennessee Tech | W | 83-57 | 2/17 | (15) | Georgia State | W | 77-47 |
| 1/2 | (2) | at Saint Joseph's | W | 50-48 | 2/19 | (15) | Stetson | W | 98-49 |
| 1/5 | (2) | at Mercer | W | 56-50 | 2/20 | (15) | Notre Dame | W | 76-54 |
| 1/6 | (2) | Rutgers | W | 84-74 | 2/25 | (13) | at Old Dominion | L | 63-84 |
| 1/8 | (2) | Louisiana Tech | L | 58-71 | 2/27 | (13) | at East Carolina | W | 86-81 |
| 1/11 | (4) | at Auburn | L | 50-65 | 3/6 | (14) | at #10 NC State | W | 71-70 |
| 1/13 | (4) | at DePaul | L | 72-80 | 3/14 | (12) | East Carolina \$ | W | 79-54 |
| 1/18 | (9) | East Tennessee State | W | 64-63 | 3/18 | (12) | vs. #14 Kentucky \$ | L | 69-73 |
| 1/20 | (9) | at Alabama | L | 55-59 | <i>@ Converse Little Apple Classic (Manhattan, Kan.)</i> | | | | |
| 1/25 | (12) | Tennessee | L | 81-87 | <i>\$ NCAA Tourn., Midwest Region (Columbia, S.C./Ruston, La.)</i> | | | | |
| 1/27 | (12) | at Florida State | W | 82-81 | | | | | |

1980-81

Head Coach Pam Parsons
Overall Record: 13-17

| | | | | |
|-------|------|----------------------|--------|--------|
| 12/1 | (5) | at Virginia Tech | [W] L | 78-42 |
| 12/3 | (6) | Georgia Southern | [W] L | 91-51 |
| 12/6 | (6) | #19 Clemson | [W] L | 86-67 |
| 12/8 | (6) | vs. SMU @ | [W] L | 97-38 |
| 12/9 | (6) | at Louisiana Tech @ | [L] L | 70-97 |
| 12/19 | (8) | vs. San Francisco < | [L] L | 55-57 |
| 12/20 | (8) | vs. Kansas State < | [W] L | 82-62 |
| 1/5 | (10) | UCLA | [W] L | 86-81 |
| 1/6 | (10) | #7 NC State | [W] L | 78-57 |
| 1/8 | (10) | at Ohio State | [L] L | 62-69 |
| 1/12 | (10) | at #9 Tennessee | [L] L | 54-65 |
| 1/15 | (13) | Mercer | [W] L | 82-54 |
| 1/21 | (13) | Florida | W | 86-48 |
| 1/24 | (13) | at #9 Kentucky | L (ot) | 65-70 |
| 1/27 | (15) | at Louisville | W | 80-62 |
| 1/29 | (15) | Florida State | W | 69-57 |
| 1/31 | (15) | at Notre Dame | W | 124-48 |
| 2/4 | (13) | Florida A&M | W | 100-51 |
| 2/7 | (13) | at Clemson | L | 70-78 |
| 2/9 | (13) | at North Carolina | W | 83-77 |
| 2/12 | (15) | Old Dominion | W | 74-64 |
| 2/14 | (15) | Mississippi | W | 87-70 |
| 2/16 | (15) | #20 Auburn | W | 91-69 |
| 2/19 | (12) | at Memphis | W | 76-73 |
| 2/21 | (12) | at Tennessee Tech | L | 66-67 |
| 2/23 | (12) | District Of Columbia | W | 97-63 |
| 2/28 | (14) | at #16 Virginia | W | 71-52 |
| 3/10 | | at #16 Clemson + | W | 81-64 |
| 3/13 | | at Old Dominion + | L | 71-73 |
| 3/14 | | vs. #10 Kentucky + | L | 69-87 |

@ Lady Techster Classic (Ruston, La.)
< UCLA Classic (Los Angeles, Calif.)
+ ALAW Region II Tournament (Clemson S.C./Norfolk, Va.)

1982-83

Head Coach Terry Kelly
Overall Record: 16-12

| | | | | |
|-------|------|-------------------------|--------|-------|
| 11/29 | (13) | Appalachian State | W | 95-59 |
| 12/3 | (13) | at Detroit @ | W | 75-47 |
| 12/4 | (13) | vs. #4 Tennessee @ | L | 62-84 |
| 12/8 | (15) | Clemson | W | 73-58 |
| 12/11 | (15) | #12 NC State | W (ot) | 81-76 |
| 1/4 | (14) | at Rutgers | L | 69-90 |
| 1/8 | (14) | Marshall | W | 87-62 |
| 1/10 | (19) | at Memphis | L | 67-79 |
| 1/13 | (19) | at SMU | W | 81-62 |
| 1/15 | (19) | at Louisiana Tech | L | 54-94 |
| 1/18 | | Penn State | W | 66-63 |
| 1/21 | | Mercer < | W | 92-70 |
| 1/22 | | #9 Georgia < | L | 72-74 |
| 1/24 | | at Clemson | L | 73-89 |
| 1/29 | | at Georgia State | W | 85-68 |
| 2/2 | | at #7 Kentucky | L | 77-89 |
| 2/5 | | at #20 Auburn | L | 38-56 |
| 2/7 | | Francis Marion | W | 95-89 |
| 2/10 | | New Orleans | W | 77-67 |
| 2/14 | | at East Tennessee State | L | 59-70 |
| 2/16 | | at #4 Tennessee | L | 67-87 |
| 2/19 | | UAB | W | 73-71 |
| 2/23 | | at Charlotte | L | 72-77 |
| 2/26 | | at Stetson | W | 74-69 |
| 2/27 | | at Fla. International | W | 87-73 |
| 2/28 | | at Miami (Fla.) | W | 66-56 |
| 3/2 | | DePaul | W | 79-58 |

3/5 Old Dominion L 60-72
@ Coca-Cola Classic (Detroit, Mich.)
< Nike Carolina Classic (Columbia, S.C.)

1983-84

Head Coach Terry Kelly
Overall Record: 18-12 • Metro: 7-3

| | | | | |
|-------|--|----------------------|---|---------|
| 11/29 | | South Carolina State | W | 69-58 |
| 12/3 | | at #19 Clemson | L | 77-80 |
| 12/5 | | at Appalachian State | W | 80-60 |
| 12/7 | | at #14 NC State | L | 74-80 |
| 12/10 | | Kentucky | L | 69-77 |
| 12/17 | | Western Carolina | W | 84-59 |
| 12/29 | | Indiana | W | 83-76 |
| 1/15 | | at Marshall | L | 80-89 |
| 1/17 | | at Cincinnati * | L | 77-80 |
| 1/21 | | Pittsburgh | W | 78-68 |
| 1/23 | | at Tulane * | W | 79-74 |
| 1/25 | | at Southern Miss * | W | 82-78 |
| 1/28 | | East Carolina | W | 67-51 |
| 1/30 | | #10 Auburn | W | 65-64 |
| 2/1 | | Georgia Southern | W | 83-61 |
| 2/4 | | Louisville * | L | 63-66 |
| 2/6 | | Florida State * | W | 69-62 |
| 2/8 | | #7 Tennessee | L | 66-71 |
| 2/11 | | #19 Clemson | L | 73-81 |
| 2/12 | | Cincinnati * | W | 112-102 |
| 2/14 | | Memphis * | W | 75-59 |

YEAR-BY-YEAR RESULTS

| | | | |
|------|---------------------|---|-------|
| 2/18 | Virginia Tech * | W | 89-74 |
| 2/20 | at Francis Marion | L | 72-73 |
| 2/22 | at Louisville * | L | 74-79 |
| 2/25 | at East Carolina | W | 64-55 |
| 2/27 | Charlotte | W | 79-63 |
| 3/3 | at Virginia Tech * | W | 80-70 |
| 3/5 | vs. Tulane = | W | 74-64 |
| 3/6 | vs. Memphis = | L | 60-64 |
| 3/7 | vs. Virginia Tech = | L | 76-89 |

* Metro Conference Game
= Metro Conference Tournament (Cincinnati, Ohio)

1984-85

Head Coach Nancy Wilson

Overall Record: 18-10 • Metro: 8-3

| | | | |
|-------|-------------------------|---|-------|
| 11/28 | at South Carolina State | W | 59-50 |
| 11/30 | at Indiana | W | 74-67 |
| 12/1 | at Kentucky | L | 62-75 |
| 12/5 | Clemson | L | 62-70 |
| 12/15 | East Carolina | W | 68-54 |
| 12/20 | #10 Virginia | L | 68-70 |
| 12/28 | SMU @ | W | 85-53 |
| 12/29 | Mississippi St. @ | W | 84-60 |
| 1/2 | at East Carolina | W | 83-61 |
| 1/9 | #12 Auburn | L | 50-61 |
| 1/10 | Southern Miss * | W | 70-67 |
| 1/12 | Tulane * | W | 75-67 |
| 1/16 | at Old Dominion | L | 72-79 |
| 1/19 | at Florida State * | W | 70-61 |
| 1/21 | Cheyney State | W | 73-60 |
| 1/24 | at Cincinnati * | W | 78-77 |
| 1/25 | at Louisville * | W | 73-72 |
| 1/30 | at #20 Memphis * | L | 54-57 |
| 2/2 | at Virginia Tech * | L | 58-59 |
| 2/4 | at Georgia Southern | W | 81-61 |
| 2/7 | Louisville * | W | 90-73 |
| 2/9 | Cincinnati * | W | 80-65 |
| 2/12 | at UAB | W | 79-64 |
| 2/18 | at #20 Tennessee | L | 58-66 |
| 2/21 | Virginia Tech * | W | 76-72 |
| 2/25 | at Clemson | L | 61-83 |
| 3/3 | vs. Tulane = | W | 76-66 |
| 3/4 | at Southern Miss = | L | 80-87 |

@ Carolina Classic (Columbia, S.C.)
* Metro Conference Game
= Metro Conference Tournament (Hattiesburg, Miss.)

1985-86

Head Coach Nancy Wilson

Overall Record: 19-11 • Metro: 9-1

• NCAA Tournament Participant •

| | | | |
|-------|-----------------------|--------|-------|
| 11/22 | South Carolina State | W | 68-53 |
| 11/25 | at UNLV | L | 62-77 |
| 12/2 | #20 NC State | L | 55-66 |
| 12/7 | at Clemson | L | 61-62 |
| 12/14 | at #19 North Carolina | L | 71-72 |
| 12/21 | at #6 Virginia | L | 58-85 |
| 12/29 | Northern Illinois | W | 86-66 |
| 1/2 | Florida State * | W | 81-57 |
| 1/4 | Memphis * | W | 69-62 |
| 1/6 | #11 Tennessee | L | 54-70 |
| 1/8 | at New Orleans | L (ot) | 73-79 |
| 1/11 | at Tulane @ | W | 72-67 |
| 1/13 | at Southern Miss * | L | 62-63 |
| 1/15 | at Mississippi St. | L | 51-57 |
| 1/18 | Charlotte | W | 76-58 |
| 1/22 | at #2 Georgia | L | 70-93 |
| 1/25 | Cincinnati * | W | 67-63 |

| | | | |
|------|-------------------------|--------|--------|
| 1/27 | Louisville * | W | 83-77 |
| 2/1 | at Virginia Tech * | W | 92-83 |
| 2/3 | Clemson | W | 86-72 |
| 2/8 | at Louisville * | W | 80-67 |
| 2/10 | at Cincinnati * | W | 80-56 |
| 2/12 | Old Dominion | W | 65-57 |
| 2/15 | Virginia Tech * | W | 69-53 |
| 2/17 | Central Florida | W | 90-67 |
| 2/19 | at Berry College | W | 96-65 |
| 2/24 | UNC Asheville | W | 111-36 |
| 3/2 | Virginia Tech = | W | 67-54 |
| 3/3 | Cincinnati = | W | 61-48 |
| 3/12 | Middle Tennessee St. \$ | L (ot) | 77-78 |

@ Designated Metro Conference Game
* Metro Conference Game
= Metro Conference Tournament (Columbia, S.C.)
\$ NCAA Tournament, Mideast Region (Columbia, S.C.)

1986-87

Head Coach Nancy Wilson

Overall Record: 18-12 • Metro: 8-4

| | | | |
|-------|-----------------------|---|-------|
| 11/28 | vs. East Carolina @ | W | 61-55 |
| 11/29 | at Georgia Southern @ | W | 68-51 |
| 12/2 | at Charlotte | L | 55-61 |
| 12/4 | at #20 NC State | L | 42-63 |
| 12/6 | at Clemson | W | 74-65 |
| 12/8 | Georgia Southern | W | 64-60 |
| 1/2 | #11 Georgia | L | 56-69 |
| 1/5 | at Virginia Tech * | W | 60-52 |
| 1/7 | Marshall | W | 66-57 |
| 1/9 | Cincinnati * | W | 86-57 |
| 1/12 | Louisville * | L | 68-69 |
| 1/14 | at Old Dominion | L | 51-77 |
| 1/19 | at Florida State * | W | 63-56 |
| 1/22 | New Orleans | L | 53-54 |
| 1/24 | at Memphis * | W | 78-68 |
| 1/26 | at Southern Miss * | L | 53-55 |
| 1/28 | North Carolina | L | 46-57 |
| 2/2 | Virginia Tech * | L | 65-69 |
| 2/7 | at Cincinnati * | W | 69-60 |
| 2/9 | at Louisville * | W | 52-51 |
| 2/11 | Clemson | W | 57-54 |
| 2/14 | Memphis * | L | 66-70 |
| 2/16 | Florida State * | W | 64-61 |
| 2/19 | at #9 Tennessee | L | 56-80 |
| 2/23 | Southern Miss * | W | 61-46 |
| 2/28 | Georgia State | W | 96-66 |
| 3/2 | Furman | W | 81-63 |
| 3/5 | vs. Cincinnati = | W | 77-46 |
| 3/6 | at Virginia Tech = | W | 59-55 |
| 3/7 | vs. Southern Miss = | L | 66-68 |

@ Lady Eagle Classic (Statesboro, Ga.)
* Metro Conference Game
= Metro Conference Tournament (Blacksburg, Va.)

1987-88

Head Coach Nancy Wilson

Overall Record: 23-11 • Metro: 10-2

• NCAA Tournament Participant •

| | | | |
|-------|----------------------|---|-------|
| 11/27 | vs. Drake @ | W | 78-49 |
| 11/28 | vs. #3 Auburn @ | L | 52-88 |
| 12/3 | at Northern Illinois | W | 83-71 |
| 12/1 | Charlotte | W | 73-63 |
| 12/12 | at North Carolina | L | 73-77 |
| 12/16 | Appalachian State | L | 66-68 |
| 12/19 | at Georgia Southern | W | 76-72 |
| 1/2 | NC State | L | 68-71 |
| 1/4 | East Carolina | W | 71-53 |

| | | | |
|------|------------------------|--------|-------|
| 1/11 | at Cincinnati * | W | 71-44 |
| 1/13 | at Louisville * | W | 57-55 |
| 1/16 | Southern Miss * | W | 76-61 |
| 1/18 | Memphis * | W | 80-62 |
| 1/20 | #4 Tennessee | L | 80-85 |
| 1/25 | at Florida State * | W | 85-55 |
| 1/30 | Clemson | L | 60-62 |
| 2/1 | Virginia Tech * | W | 75-44 |
| 2/3 | at #13 Georgia | L | 60-82 |
| 2/6 | Louisville * | W | 55-45 |
| 2/8 | Cincinnati * | W | 55-53 |
| 2/10 | at Clemson | L | 62-72 |
| 2/13 | at Southern Miss * | L | 70-82 |
| 2/15 | at Memphis * | L | 69-84 |
| 2/18 | at Furman | W | 83-64 |
| 2/22 | Florida State * | W | 96-86 |
| 2/26 | at Alaska-Anchorage < | W | 78-60 |
| 2/27 | vs. Western Kentucky < | W | 65-64 |
| 2/28 | vs. UNLV < | W | 98-97 |
| 3/5 | at Virginia Tech * | W | 73-69 |
| 3/7 | at Marshall | W | 70-58 |
| 3/11 | vs. Southern Miss = | W (ot) | 86-77 |
| 3/12 | vs. Memphis = | W | 81-70 |
| 3/16 | Alabama \$ | W | 77-63 |
| 3/20 | at #4 Texas \$ | L | 58-77 |

@ Sunshine Classic (Orlando, Fla.)
* Metro Conference Game
< Northern Lights Invitational (Anchorage, Alaska)
= Metro Conference Tournament (Tallahassee, Fla.)
\$ NCAA Tourn., Midwest Region (Columbia, S.C./Austin, Texas)

1988-89

Head Coach Nancy Wilson

Overall Record: 23-7 • Metro: 10-2

• NCAA Tournament Participant •

| | | | |
|------------|----------------------|---|--------|
| 11/26 | vs. Rhode Island @ | W | 92-55 |
| 11/27 | vs. Holy Cross @ | W | 80-75 |
| 12/3 | at Appalachian State | W | 98-64 |
| 12/8 (19) | at Charlotte | W | 89-71 |
| 12/12 (18) | Georgia Southern | W | 89-68 |
| 12/14 (18) | South Carolina State | W | 110-58 |
| 1/4 (17) | North Carolina | W | 98-71 |
| 1/7 (17) | Memphis * | W | 97-72 |
| 1/9 (16) | Southern Miss * | W | 85-50 |
| 1/12 (16) | #6 Georgia | L | 73-82 |
| 1/14 (16) | at Louisville * | W | 81-74 |
| 1/16 (15) | at Cincinnati * | W | 63-61 |
| 1/19 (15) | Old Dominion | L | 66-67 |
| 1/23 (16) | Florida State * | W | 99-82 |
| 1/26 (16) | Clemson | W | 64-62 |
| 1/28 (16) | at Clemson | L | 67-74 |
| 1/30 (17) | Virginia Tech * | W | 86-52 |
| 2/2 (17) | at #2 Tennessee | L | 54-60 |
| 2/4 (17) | at Memphis * | W | 81-53 |
| 2/6 (16) | at Southern Miss * | L | 89-91 |
| 2/13 (18) | Cincinnati * | W | 58-48 |
| 2/15 (18) | at #13 NC State | W | 67-62 |
| 2/18 (18) | Louisville * | W | 89-59 |
| 2/20 (14) | at Florida State * | W | 76-68 |
| 2/25 (14) | at Virginia Tech * | L | 59-63 |
| 2/27 (17) | at East Carolina | W | 84-59 |
| 3/1 (17) | DePaul | W | 85-56 |
| 3/10 (17) | vs. Cincinnati = | W | 63-60 |
| 3/11 (17) | vs. Southern Miss = | W | 92-65 |
| 3/15 (17) | Tennessee Tech \$ | L | 73-77 |

@ at Worcester, Mass.
* Metro Conference Game
= Metro Conference Tournament (Memphis, Tenn.)
\$ NCAA Tournament, Midwest Region (Columbia, S.C.)

Introduction

Staff

Players

11-12 Review

Records

History

The University

YEAR-BY-YEAR RESULTS



Kneeling: Lori Joyner; **Front Row:** Sherry David, Ann Gardner, Beverly Hawkins, Pam Johnson, Treka McMillian, Karen Middleton, Lisa Diaz; **Back Row:** Head Coach Nancy Wilson, Asst. Coach Rosie Jones, Michelle Murray, Schonna Banner, Marsha Williams, Beth Hunt, Manager Tai Graves, Asst. Coach Heidi VanDerveer

1989-90

Head Coach Nancy Wilson

Overall Record: 24-9

Metro Conference Record: 13-1

• NCAA Tournament Sweet 16 •

| | | | | | | | |
|------------|-------------------------|--------|-------|--|-------------------------|---------|-------|
| 11/28 (17) | at #6 Auburn | L | 61-78 | 2/5 (19) | Virginia Tech * | W | 72-47 |
| 12/2 (17) | vs. Wright State @ | W | 86-45 | 2/10 (19) | at Cincinnati * | W | 64-46 |
| 12/3 (17) | at Northern Illinois @ | W (ot) | 87-84 | 2/12 (19) | at Louisville * | W | 74-64 |
| 12/5 (17) | #5 DePaul | L | 58-63 | 2/15 (19) | at #7 Georgia | L | 57-72 |
| 12/9 (17) | Clemson | W | 82-64 | 2/17 (19) | Memphis * | W | 90-55 |
| 12/29 (20) | vs. #4 Iowa < | W | 82-76 | 2/21 (20) | at Virginia Tech * | W | 67-59 |
| 12/30 (20) | vs. #3 Georgia < | L | 64-76 | 2/26 (17) | #20 Southern Miss * | W | 82-72 |
| 1/6 (18) | Tulane * | W | 86-52 | 3/1 (17) | at Florida State * | W | 75-59 |
| 1/8 (18) | Clemson | W | 74-52 | 3/8 (17) | vs. Tulane = | W | 71-62 |
| 1/12 (18) | at South Carolina State | W | 94-50 | 3/9 (17) | vs. Louisville = | W | 80-60 |
| 1/13 (18) | Cincinnati * | W | 81-41 | 3/10 (17) | vs. #22 Southern Miss = | L (2ot) | 88-95 |
| 1/15 (17) | Louisville * | W | 65-52 | 3/14 (19) | Bowling Green \$ | W | 93-50 |
| 1/20 (17) | #24 Old Dominion | W | 75-54 | 3/17 (19) | at #13 Northwestern \$ | W | 76-67 |
| 1/22 (18) | Florida State * | W | 75-72 | 3/22 (19) | vs. #3 Washington \$ | L | 61-73 |
| 1/25 (18) | #3 Tennessee | L | 69-70 | <i>@ Central Fastbreak Fest (DeKalb, Ill.)</i> | | | |
| 1/27 (18) | Memphis * | W | 79-65 | <i>< Super Shootout (Hilton Head Island, S.C.)</i> | | | |
| 1/29 (15) | #18 Southern Miss * | L | 67-69 | <i>* Metro Conference Game</i> | | | |
| 1/31 (15) | #11 NC State | L | 65-90 | <i>= Metro Conference Tournament (Cincinnati, Ohio)</i> | | | |
| 2/3 (15) | at Tulane * | W | 76-55 | <i>\$ NCAA Tourna., Mideast Region (Columbia, S.C./Evanston, Ill./Iowa City, Iowa)</i> | | | |

1990-91

Head Coach Nancy Wilson

Overall Record: 22-9 • Metro: 12-2

• NCAA Tournament Participant •

| | | | | | | | |
|------------|-----------------------|---|-------|--|------------------------|---------|-------|
| 11/23 (22) | vs. #7 Texas Tech @ | W | 67-65 | 1/19 | at Virginia Tech * | L | 67-69 |
| 11/24 (22) | vs. #8 NC State @ | L | 58-62 | 1/21 | #25 Florida State * | L | 60-69 |
| 11/25 (22) | at Hawaii @ | W | 81-61 | 1/24 | at #4 Tennessee | L | 61-77 |
| 12/1 (25) | Georgia Southern | W | 82-52 | 1/26 | Tulane * | W | 73-49 |
| 12/8 (22) | #17 Clemson | L | 40-73 | 1/28 | Southern Miss * | W | 78-63 |
| 12/11 | #3 Georgia | L | 56-74 | 1/31 | at #6 NC State | L | 59-72 |
| 12/29 | #3 Auburn | W | 83-76 | 2/4 | at #22 Florida State * | W (2ot) | 92-91 |
| 1/3 | Memphis * | W | 80-69 | 2/9 | Louisville * | W | 66-62 |
| 1/5 | at Coastal Carolina < | W | 86-51 | 2/11 | at Cincinnati * | W | 81-58 |
| 1/6 | vs. North Carolina < | W | 76-69 | 2/16 | Virginia Tech * | W | 66-51 |
| 1/10 | VCU | W | 69-64 | 2/18 | Memphis * | W | 96-49 |
| 1/12 | Louisville * | W | 75-67 | 2/23 | at Tulane * | W | 79-73 |
| 1/14 | Cincinnati * | W | 53-47 | 2/25 | at Southern Miss * | W | 85-74 |
| 1/16 | #17 Clemson | W | 75-62 | 3/4 | vs. Tulane = | W | 80-44 |
| | | | | 3/5 | vs. Southern Miss = | W | 70-59 |
| | | | | 3/6 | vs. Florida State = | L | 53-54 |
| | | | | 3/13 | at Vanderbilt \$ | L | 64-73 |
| | | | | <i>@ Times Rainbow Classic (Honolulu, Hawaii)</i> | | | |
| | | | | <i>< Coastal Carolina Invitational (Myrtle Beach, S.C.)</i> | | | |
| | | | | <i>* Metro Conference Game</i> | | | |

= Metro Conference Tournament (Louisville, Ky)
\$ NCAA Tournament, Mideast Region (Nashville, Tenn.)

1991-92

Head Coach Nancy Wilson

Overall Record: 13-15 • SEC: 2-9

| | | | |
|-------|--------------------------|--------|-------|
| 11/29 | vs. Louisville @ | L | 47-74 |
| 11/30 | at Maine @ | W | 56-53 |
| 12/3 | Kentucky * | L | 63-75 |
| 12/6 | at Charleston Southern | W | 86-26 |
| 12/7 | at C. of Charleston | L | 63-66 |
| 12/19 | vs. Georgia State < | W | 57-56 |
| 12/20 | at UAB < | W (ot) | 71-68 |
| 12/28 | vs. East Tennessee State | W | 79-54 |
| 12/29 | at Richmond | L | 55-65 |
| 12/31 | #4 Vanderbilt * | W | 72-65 |
| 1/4 | at #23 LSU * | L | 57-62 |
| 1/7 | at East Tennessee State | W | 75-65 |
| 1/9 | Charlotte | L | 52-69 |
| 1/11 | Alabama * | L | 74-80 |
| 1/15 | #2 Tennessee * | L | 58-78 |
| 1/18 | at #25 Georgia * | L | 62-63 |
| 1/22 | Furman | W | 60-53 |
| 1/25 | #8 Mississippi * | L | 67-69 |
| 1/30 | Old Dominion | W | 64-51 |
| 2/1 | at Arkansas * | L | 51-58 |
| 2/3 | Georgia Southern | W | 67-24 |
| 2/8 | at Florida * | W | 66-50 |
| 2/12 | at #23 Clemson | L | 69-81 |
| 2/19 | South Carolina State | W | 72-55 |
| 2/22 | at Mississippi St. * | L | 42-58 |
| 2/26 | Memphis | W | 61-50 |
| 3/1 | at Auburn * | L | 44-71 |
| 3/6 | vs. #12 Vanderbilt ^ | L | 47-58 |

@ Downeast Classic (Bangor, Maine)

** Southeastern Conference Game*

< Lady Blazer Classic (Birmingham, Ala.)

- Richmond Invitational (Richmond, Va.)

^ SEC Tournament (Albany, Ga.)

1992-93

Head Coach Nancy Wilson

Overall Record: 17-10 • SEC: 5-6

| | | | |
|-------|-------------------------|---|--------|
| 12/1 | C. of Charleston | W | 78-72 |
| 12/4 | vs. Nebraska @ | L | 51-63 |
| 12/5 | vs. Yale @ | W | 64-57 |
| 12/7 | Charleston Southern | W | 75-43 |
| 12/9 | at Kentucky * | L | 55-76 |
| 12/28 | vs. Holy Cross < | L | 66-74 |
| 12/29 | at St. Peter's < | L | 55-67 |
| 1/2 | LSU * | W | 66-56 |
| 1/4 | South Carolina State | W | 81-63 |
| 1/7 | Mississippi St. * | W | 72-61 |
| 1/9 | at Alabama * | L | 67-82 |
| 1/12 | at Old Dominion | W | 67-65 |
| 1/16 | Georgia * | W | 77-57 |
| 1/20 | at Furman | W | 56-49 |
| 1/23 | at Mississippi * | L | 57-81 |
| 1/25 | at Memphis | W | 73-68 |
| 1/27 | East Tennessee State | W | 86-53 |
| 1/30 | Arkansas * | W | 76-51 |
| 2/3 | #19 Clemson | W | 55-54 |
| 2/6 | Florida * | L | 53-74 |
| 2/10 | at Charlotte | W | 62-52 |
| 2/13 | at #2 Vanderbilt * | L | 48-58 |
| 2/16 | Western Carolina | W | 69-54 |
| 2/18 | at #1 Tennessee * | L | 57-100 |
| 2/25 | at South Carolina State | W | 58-55 |
| 2/27 | #3 Auburn * | W | 59-47 |

YEAR-BY-YEAR RESULTS



3/5 vs. Mississippi ^ L 57-59
 @ Northwestern Invitational (Evanston, Ill.)
 < St. Peter's Invitational (Jersey City, N.J.)
 * Southeastern Conference Game
 ^ SEC Tournament (Chattanooga, Tenn.)

1993-94

Head Coach Nancy Wilson
Overall Record: 14-13 • SEC: 2-9

| | | | |
|-------|-------------------------|---|--------|
| 11/27 | at Old Dominion @ | L | 69-79 |
| 11/28 | vs. Miami (Fla.) @ | W | 71-68 |
| 11/30 | South Carolina State | W | 90-50 |
| 12/3 | vs. NC State < | W | 84-71 |
| 12/4 | vs. Appalachian State < | L | 72-78 |
| 12/6 | Georgia Southern | W | 89-86 |
| 12/8 | Mississippi St. * | L | 83-97 |
| 12/29 | vs. Georgia State ~ | W | 79-47 |
| 12/30 | vs. Austin Peay ~ | W | 90-51 |
| 1/3 | C. of Charleston | W | 106-72 |
| 1/5 | at #19 Auburn * | W | 64-55 |
| 1/8 | Kentucky * | L | 63-82 |
| 1/11 | Mississippi * | L | 53-78 |
| 1/13 | at Western Carolina | W | 114-56 |
| 1/15 | at LSU * | W | 90-82 |
| 1/20 | at South Carolina State | W | 99-73 |
| 1/22 | #15 Alabama * | L | 77-94 |
| 1/26 | at East Tennessee State | W | 93-83 |
| 1/29 | at Georgia * | L | 76-80 |
| 2/2 | Furman | W | 77-74 |
| 2/8 | #2 Tennessee * | L | 75-91 |
| 2/12 | at Arkansas * | L | 77-87 |
| 2/16 | at Clemson | L | 75-90 |
| 2/20 | at Florida * | L | 68-80 |
| 2/23 | Charlotte | W | 74-65 |
| 2/26 | #13 Vanderbilt * | L | 56-71 |
| 3/4 | vs. Kentucky ^ | L | 80-83 |

@ Old Dominion Invitational (Norfolk, Va.)
 < Arizona State Invitational (Tempe, Ariz.)
 * Southeastern Conference Game
 ~ Coastal Carolina Invitational (Myrtle Beach, S.C.)
 ^ SEC Tournament (Chattanooga, Tenn.)

1994-95

Head Coach Nancy Wilson
Overall Record: 12-15 • SEC: 1-10

| | | | |
|-------|---------------------------|---|--------|
| 11/26 | vs. Valparaiso @ | W | 79-53 |
| 11/27 | at Minnesota @ | W | 78-75 |
| 12/1 | Michigan | W | 82-78 |
| 12/6 | Mississippi St. * | W | 63-56 |
| 12/8 | Clemson | W | 79-73 |
| 12/29 | vs. Arkansas State < | L | 72-81 |
| 12/30 | vs. Appalachian State < | L | 64-70 |
| 12/31 | vs. Fairleigh Dickinson < | W | 109-86 |
| 1/3 | Auburn * | L | 43-77 |
| 1/7 | at Kentucky * | L | 67-85 |
| 1/10 | at Georgia Southern | W | 79-74 |
| 1/12 | at #1 Tennessee * | L | 55-72 |
| 1/14 | LSU * | L | 78-90 |
| 1/18 | East Tennessee State | W | 81-67 |
| 1/22 | at #14 Alabama * | L | 62-85 |
| 1/25 | at Furman | L | 84-101 |
| 1/29 | #11 Georgia * | L | 58-80 |
| 1/31 | Campbell | W | 76-71 |
| 2/4 | at #17 Mississippi * | L | 58-91 |
| 2/7 | Appalachian State | W | 98-79 |
| 2/11 | #20 Arkansas * | L | 62-63 |
| 2/13 | Rice | W | 87-71 |
| 2/15 | at Charlotte | L | 60-73 |
| 2/18 | #14 Florida * | L | 49-69 |
| 2/22 | Coastal Carolina | W | 89-53 |
| 2/26 | at #9 Vanderbilt * | L | 58-98 |

3/3 vs. #14 Arkansas ^ L 70-80
 @ Dial Classic Tournament (Minneapolis, Minn.)
 * Southeastern Conference Game
 < Central Florida Tournament (Orlando, Fla.)
 ^ SEC Tournament (Chattanooga, Tenn.)

1995-96

Head Coach Nancy Wilson
Overall Record: 16-12 • SEC: 2-9

| | | | |
|-------|----------------------|--------|-------|
| 11/24 | at Wake Forest @ | W | 83-69 |
| 11/25 | vs. Northwestern @ | L | 78-82 |
| 11/27 | Furman | W | 92-54 |
| 11/29 | Minnesota | W | 73-35 |
| 12/1 | at Michigan | W | 78-69 |
| 12/4 | Campbell | W | 82-59 |
| 12/8 | Ohio | W | 73-59 |
| 12/10 | at #25 Auburn * | L | 50-56 |
| 12/18 | vs. Marist < | W | 95-40 |
| 12/19 | vs. Tulane < | W | 72-66 |
| 12/20 | vs. Arizona State < | W | 83-71 |
| 1/3 | at Mississippi St. * | L (ot) | 61-62 |
| 1/8 | #2 Vanderbilt * | L | 69-80 |
| 1/14 | at #24 Florida * | L | 51-70 |
| 1/16 | Coastal Carolina | W | 92-39 |
| 1/21 | at #20 Arkansas * | L | 58-66 |
| 1/24 | at Kentucky | W | 66-53 |
| 1/28 | Mississippi * | W | 69-66 |
| 1/31 | at Appalachian State | W (ot) | 78-77 |
| 2/5 | at #17 Clemson | L | 57-75 |
| 2/7 | Charlotte | W | 80-68 |
| 2/11 | at #1 Georgia * | L | 61-79 |
| 2/15 | #6 Tennessee * | L (ot) | 73-79 |
| 2/17 | LSU * | L | 62-79 |
| 2/19 | Wofford | W | 87-47 |
| 2/22 | #12 Alabama * | L (ot) | 68-75 |
| 2/24 | Kentucky * | W | 76-65 |
| 3/1 | vs. Florida ^ | L | 48-65 |

@ Wake Forest Invitational (Winston Salem, N.C.)
 * Southeastern Conference Game
 < Northern Lights Invitational (Anchorage, Alaska)
 ^ SEC Tournament (Chattanooga, Tenn.)

1996-97

Head Coach Nancy Wilson
Overall Record: 12-15 • SEC: 1-11

| | | | |
|-------|----------------------|---|-------|
| 11/23 | at Campbell | W | 65-46 |
| 11/26 | VCU | L | 52-66 |
| 11/30 | vs. Pepperdine @ | W | 76-72 |
| 12/1 | vs. Siena College @ | W | 82-62 |
| 12/6 | at Ohio | W | 66-62 |
| 12/18 | #22 Clemson | L | 60-66 |
| 12/20 | C. of Charleston | W | 74-54 |
| 12/29 | vs. Loyola (Md.) < | L | 65-86 |
| 12/30 | vs. Cornell < | W | 60-56 |
| 1/2 | Mississippi St. * | L | 71-81 |
| 1/5 | at #11 Vanderbilt * | L | 33-70 |
| 1/8 | East Tennessee State | W | 75-71 |
| 1/12 | #25 Florida * | L | 62-66 |
| 1/15 | Appalachian State | W | 76-63 |
| 1/18 | #13 Arkansas * | L | 71-82 |
| 1/22 | at Charlotte | W | 60-39 |
| 1/25 | at Mississippi * | L | 55-67 |
| 1/29 | Kentucky * | W | 68-59 |
| 2/1 | #7 Georgia * | L | 35-78 |
| 2/5 | Winthrop | W | 90-55 |
| 2/9 | at #7 Alabama * | L | 38-87 |
| 2/11 | at #9 Tennessee * | L | 59-90 |
| 2/15 | at #13 LSU * | L | 66-73 |
| 2/19 | Auburn * | L | 51-81 |

2/22 at Kentucky * L 52-76
 2/24 at Wofford W 80-50
 2/28 vs. #11 Tennessee ^ L 48-75
 @ Harvard Invitational (Cambridge, Mass.)
 < Virginia Tech Classic (Blacksburg, Va.)
 * Southeastern Conference Game
 ^ SEC Tournament (Chattanooga, Tenn.)

1997-98

Head Coach Susan Walvius
Overall Record: 13-14 • SEC: 3-11

| | | | |
|-------|----------------------|---|--------|
| 11/19 | at Appalachian State | W | 77-61 |
| 11/23 | Furman | W | 84-57 |
| 11/25 | at Clemson | L | 59-73 |
| 11/28 | vs. UTEP @ | W | 100-60 |
| 11/29 | at Nevada @ | L | 63-72 |
| 12/4 | at LSU * | L | 56-75 |
| 12/6 | South Carolina State | W | 88-65 |
| 12/16 | at VCU | W | 86-79 |
| 12/19 | Harvard | W | 72-69 |
| 12/29 | vs. Maryland < | L | 60-74 |
| 12/30 | vs. New Hampshire < | W | 75-70 |
| 1/1 | at #20 Auburn * | L | 65-70 |
| 1/4 | Alabama * | L | 54-64 |
| 1/6 | #1 Tennessee * | L | 52-94 |
| 1/11 | at Mississippi St. * | L | 62-70 |
| 1/14 | #5 Vanderbilt * | W | 70-66 |
| 1/17 | at #12 Florida * | L | 68-82 |
| 1/19 | East Carolina | W | 67-60 |
| 1/24 | at Arkansas * | L | 67-86 |
| 1/28 | at #6 Vanderbilt * | L | 53-66 |
| 1/31 | Mississippi * | W | 79-72 |
| 2/4 | at #24 Georgia * | L | 61-80 |
| 2/8 | at Kentucky * | L | 73-87 |
| 2/14 | LSU * | L | 67-86 |
| 2/17 | Charlotte | W | 78-71 |
| 2/21 | Kentucky * | W | 67-65 |
| 2/26 | vs. LSU ^ | W | 76-61 |
| 2/27 | vs. Alabama ^ | L | 72-92 |

@ Holiday Inn Classic (Reno, Nev.)
 * Southeastern Conference Game
 < St. Peter's Invitational (Jersey City, N.J.)
 ^ SEC Tournament (Columbus, Ga.)

1998-99

Head Coach Susan Walvius
Overall Record: 11-16 • SEC: 0-14

| | | | |
|-------|--------------------------|---|--------|
| 11/13 | at Florida A&M | W | 78-51 |
| 11/17 | Wofford | W | 111-57 |
| 11/21 | at Charlotte | W | 85-71 |
| 11/25 | UNC Wilmington | W | 82-62 |
| 11/28 | Central Florida | W | 80-70 |
| 12/1 | LSU * | L | 73-88 |
| 12/5 | UNC Asheville | W | 80-40 |
| 12/17 | #14 Clemson | L | 67-84 |
| 12/22 | South Carolina State | W | 98-61 |
| 12/28 | vs. Wis.-Milwaukee @ | W | 89-63 |
| 12/29 | vs. Texas-Pan American @ | W | 109-71 |
| 1/3 | Auburn * | L | 50-62 |
| 1/7 | at #2 Tennessee * | L | 58-87 |
| 1/10 | Mississippi St. * | L | 66-69 |
| 1/14 | at Vanderbilt * | L | 54-81 |
| 1/17 | #18 Florida * | L | 66-78 |
| 1/20 | at George Mason | W | 73-70 |
| 1/24 | Arkansas * | L | 80-88 |
| 1/28 | Vanderbilt * | L | 63-76 |
| 1/31 | at Mississippi * | L | 56-68 |
| 2/3 | #8 Georgia * | L | 58-62 |
| 2/7 | at #21 Alabama * | L | 73-87 |

Introduction

Staff

Players

11-12 Review

Records

History

The University

YEAR-BY-YEAR RESULTS



| | | | |
|------|---------------------|---|-------|
| 2/11 | Kentucky * | L | 76-78 |
| 2/14 | at #20 LSU * | L | 63-80 |
| 2/16 | Charleston Southern | W | 78-74 |
| 2/21 | at Kentucky * | L | 65-93 |
| 2/25 | vs. Alabama ^ | L | 71-82 |

@ New Year's Classic (Boca Raton, Fla.)
* Southeastern Conference Game
^ SEC Tournament (Chattanooga, Tenn.)

1999-2000

Head Coach Susan Walvius
Overall Record: 13-15 • SEC: 3-11

| | | | |
|-------|--------------------------|--------|--------|
| 11/19 | Charlotte | W | 67-61 |
| 11/22 | Florida A&M | W | 73-51 |
| 11/24 | at Indiana | W | 95-79 |
| 11/29 | at Clemson | L | 46-65 |
| 12/3 | vs. Nevada @ | W | 63-58 |
| 12/4 | vs. Arizona State @ | L | 56-61 |
| 12/15 | Florida Atlantic | W | 98-60 |
| 12/18 | Georgia Southern < | W | 80-59 |
| 12/19 | Coastal Carolina < | W (ot) | 67-57 |
| 12/22 | South Carolina State | W | 100-55 |
| 12/30 | at #4 NC State | L | 55-69 |
| 1/2 | George Mason | W | 62-48 |
| 1/5 | Charleston Southern | W | 73-38 |
| 1/9 | at #5 Auburn * | L | 50-73 |
| 1/14 | #2 Tennessee * | L | 76-92 |
| 1/17 | at #21 Mississippi St. * | L | 73-86 |
| 1/20 | Vanderbilt * | W | 52-48 |
| 1/23 | Florida * | L | 62-76 |
| 1/27 | at Arkansas * | L | 62-71 |
| 1/30 | at Florida * | L | 63-79 |
| 2/3 | #13 Auburn * | L | 62-71 |
| 2/6 | Mississippi * | W | 75-58 |
| 2/10 | at Georgia * | L | 61-84 |
| 2/13 | at Kentucky * | L | 71-73 |
| 2/17 | Alabama * | L | 67-69 |
| 2/20 | Kentucky * | W | 64-51 |
| 2/27 | at #9 LSU * | L | 55-70 |
| 3/3 | vs. Vanderbilt ^ | L | 58-80 |

@ Wells Fargo Tournament (Tempe, Ariz.)
< USC Basketball Classic (Columbia, S.C.)
* Southeastern Conference Game
^ SEC Tournament (Chattanooga, Tenn.)



First Row: Tonisha Reese, Kelly Morrone, Shannon Segres, Jocelyn Penn, Crishna Hill, Vania Redd; **Second Row:** Cristina Ciocan, Melanie Murry, Linda Hoglund, Ines Ajanovic, Teresa Geter, Tatyana Troina, Shaunzinski Gortman; **Third Row:** Manager Kim Fields, Athletic Trainer Nikki Harman, Head Coach Susan Walvius, Asst. Coach Shell Robinson, Asst. Coach Chris Brower, Administrative Asst. Coach Lisa Hosac, Strength and Conditioning Coach Mike Curtis, Asst. Coach Linda Hill-MacDonald

2001-02

Head Coach Susan Walvius
Overall Record: 25-7 • SEC Record: 10-4
• NCAA Tournament Elite Eight •

| | | | | | | | |
|------------|--------------------------|--------|-------|---|------------------------|---|-------|
| 11/16 | Furman | W | 94-74 | 1/20 | (8) Kentucky * | W | 78-49 |
| 11/18 | Louisiana-Lafayette | W | 72-61 | 1/27 | (7) at Arkansas * | L | 46-74 |
| 11/24 | vs. Missouri @ | W | 72-60 | 2/3 | (11) at #15 Florida * | W | 69-59 |
| 11/25 | at #9 Duke @ | W (ot) | 87-81 | 2/7 | (9) #22 Georgia * | W | 64-59 |
| 11/28 (25) | at Clemson | L | 63-71 | 2/10 | (9) at Kentucky * | W | 74-73 |
| 11/30 (25) | Duquesne | W | 75-61 | 2/14 | (9) Alabama * | W | 69-54 |
| 12/2 (25) | Syracuse | W | 76-58 | 2/17 | (9) at LSU * | L | 62-72 |
| 12/4 (23) | Temple | W | 68-65 | 2/21 | (10) at Auburn * | L | 49-67 |
| 12/8 (23) | Wofford | W | 77-53 | 2/24 | (10) Mississippi * | W | 82-58 |
| 12/18 (23) | Coastal Carolina | W | 94-34 | 3/1 | (12) vs. Arkansas ^ | L | 61-79 |
| 12/20 (23) | vs. #16 North Carolina < | W | 85-53 | 3/16 | (13) Liberty \$ | W | 69-61 |
| 12/28 (17) | Charlotte | W | 72-53 | 3/18 | (13) #19 Cincinnati \$ | W | 75-56 |
| 12/30 (17) | Florida A&M | W | 82-29 | 3/23 | (13) vs. Drake \$ | W | 79-65 |
| 1/3 (14) | #6 Vanderbilt * | W | 71-52 | 3/25 | (13) vs. #3 Duke \$ | L | 68-77 |
| 1/6 (14) | at Mississippi St. * | W | 79-64 | <i>@ Duke Classic (Durham, N.C.)</i> | | | |
| 1/10 (9) | at #15 Georgia * | W | 71-64 | <i>< ACC-SEC Beach Ball Classic (Myrtle Beach, S.C.)</i> | | | |
| 1/13 (9) | Arkansas * | W | 91-66 | <i>* Southeastern Conference Game</i> | | | |
| 1/17 (8) | #3 Tennessee * | L | 61-80 | <i>^ SEC Tournament (Nashville Tenn.)</i> | | | |
| | | | | <i>\$ NCAA Tournament (Columbia, S.C./Raleigh, N.C.)</i> | | | |

2000-01

Head Coach Susan Walvius
Overall Record: 11-17 • SEC: 6-8

| | | | |
|-------|----------------------|---|--------|
| 11/10 | at Rice @ | L | 56-61 |
| 11/22 | Indiana | L | 58-69 |
| 11/24 | vs. Montana State < | W | 63-52 |
| 11/26 | vs. #4 Purdue < | L | 53-68 |
| 11/29 | Clemson | L | 43-56 |
| 12/1 | vs. Akron ~ | W | 77-55 |
| 12/2 | at Syracuse ~ | L | 58-73 |
| 12/4 | #22 NC State | L | 48-55 |
| 12/10 | at Duquesne | L | 65-67 |
| 12/19 | East Tennessee State | W | 117-71 |
| 12/21 | vs. North Carolina > | L | 68-74 |
| 12/28 | at Charlotte | W | 61-43 |
| 1/2 | Arkansas * | W | 66-49 |
| 1/7 | #20 Auburn * | W | 87-60 |
| 1/11 | at #2 Tennessee * | L | 45-99 |
| 1/14 | at Alabama * | W | 82-67 |
| 1/18 | at #16 Vanderbilt * | L | 56-85 |
| 1/21 | #10 Florida * | L | 85-97 |
| 1/24 | at Wofford | W | 87-45 |
| 1/28 | at #10 Florida * | L | 53-91 |
| 2/1 | at Auburn * | W | 71-65 |

| | | | |
|------|-------------------|---|-------|
| 2/4 | at Mississippi * | L | 53-69 |
| 2/8 | #6 Georgia * | L | 55-92 |
| 2/11 | Kentucky * | W | 70-62 |
| 2/15 | Mississippi St. * | W | 76-59 |
| 2/18 | at Kentucky * | L | 59-61 |
| 2/25 | #14 LSU * | L | 72-83 |
| 3/1 | vs. Mississippi ^ | L | 68-75 |

@ Preseason WNIT (Houston, Texas)
< Torneo de Basquetbol (Cancun, Mexico)
~ Carrier Classic (Syracuse, N.Y.)
> ACC-SEC Beach Ball Classic (Myrtle Beach, S.C.)
* Southeastern Conference Game
^ SEC Tournament (Memphis, Tenn.)

2002-03

Head Coach Susan Walvius
Overall Record: 23-8 • SEC: 9-5
• NCAA Tournament Participant •

| | | | |
|------------|--------------------------|---|--------|
| 11/22 | Clemson | W | 72-58 |
| 11/24 | C. of Charleston | W | 83-54 |
| 11/28 | vs. Oregon @ | W | 67-40 |
| 11/30 | vs. #18 Boston College @ | W | 54-51 |
| 12/3 (23) | Georgia Southern | W | 75-54 |
| 12/4 (23) | Wofford | W | 99-46 |
| 12/16 (18) | Middle Tennessee State | W | 65-50 |
| 12/18 (18) | Louisiana-Lafayette | W | 60-41 |
| 12/20 (18) | vs. #13 North Carolina < | L | 69-78 |
| 12/27 (18) | at Temple | W | 57-39 |
| 12/29 (18) | Alcorn State | W | 96-52 |
| 12/31 (16) | South Carolina State | W | 85-42 |
| 1/4 (16) | Stetson | W | 101-39 |
| 1/9 (13) | #15 Mississippi St. * | W | 83-79 |
| 1/12 (13) | at #11 Arkansas * | L | 58-67 |
| 1/16 (14) | at #17 Vanderbilt * | W | 66-57 |
| 1/19 (14) | Georgia * | L | 59-67 |
| 1/23 (15) | at #4 Tennessee * | L | 78-97 |
| 1/30 (16) | Florida * | W | 78-64 |
| 2/2 (16) | at Kentucky * | W | 49-46 |

YEAR-BY-YEAR RESULTS

| | | | | |
|------|------|---------------------------|---------|-------|
| 2/6 | (16) | #4 LSU * | L | 66-69 |
| 2/9 | (16) | at Alabama * | W | 48-34 |
| 2/13 | (15) | at #16 Georgia * | L (2ot) | 91-97 |
| 2/16 | (15) | #13 Arkansas * | W | 83-59 |
| 2/23 | (17) | Auburn * | W | 65-54 |
| 2/27 | (16) | Kentucky * | W | 97-51 |
| 3/2 | (16) | at Mississippi * | W | 91-68 |
| 3/6 | (16) | vs. Mississippi ^ | W | 79-64 |
| 3/7 | (16) | vs. #10 Mississippi St. ^ | L | 75-79 |
| 3/23 | (16) | vs. Chattanooga \$ | W | 68-54 |
| 3/25 | (16) | at #15 Penn State \$ | L | 67-77 |

@ Paradise Jam Tournament (U.S. Virgin Islands)

< ACC-SEC Beach Ball Classic (Myrtle Beach, S.C.)

* Southeastern Conference Game

^ SEC Tournament (Little Rock, Ark.)

\$ NCAA Tournament (State College, Pa.)

2003-04

Head Coach Susan Walvius

Overall Record: 10-18 • SEC: 1-13

| | | | |
|-------|--------------------------|---|--------|
| 11/21 | at Clemson | L | 99-103 |
| 11/24 | Appalachian State | W | 82-66 |
| 11/26 | Mercer | W | 99-78 |
| 11/29 | Florida A&M | W | 96-66 |
| 12/2 | at Stetson | W | 94-66 |
| 12/5 | vs. Southern Utah @ | W | 81-79 |
| 12/6 | at New Mexico @ | W | 69-52 |
| 12/14 | at Charlotte | W | 84-67 |
| 12/18 | Louisiana-Lafayette | W | 72-59 |
| 12/20 | vs. #15 North Carolina < | L | 53-77 |
| 12/30 | at Seton Hall | L | 46-57 |
| 1/3 | at #6 Minnesota | L | 53-67 |
| 1/11 | at Alabama * | L | 71-74 |
| 1/15 | #5 Tennessee * | L | 58-86 |
| 1/18 | Arkansas * | L | 52-66 |
| 1/22 | at Florida * | L | 56-61 |
| 1/25 | Kentucky * | L | 61-75 |
| 1/28 | at C. of Charleston | W | 84-61 |
| 2/1 | at #15 LSU * | L | 62-82 |
| 2/5 | Mississippi * | L | 65-71 |
| 2/8 | at #1 Tennessee * | L | 58-72 |
| 2/12 | Alabama * | W | 77-51 |
| 2/15 | at #14 Auburn * | L | 58-69 |
| 2/19 | at Mississippi St. * | L | 62-72 |
| 2/22 | #18 Georgia * | L | 50-73 |
| 2/26 | at Kentucky * | L | 54-71 |
| 2/29 | #24 Vanderbilt * | L | 41-62 |
| 3/4 | vs. #20 Georgia ^ | L | 42-73 |

@ Southwest Airlines Lobo Shootout (Albuquerque, N.M.)

< ACC-SEC Beach Ball Classic (Myrtle Beach, S.C.)

* Southeastern Conference Game

^ SEC Tournament (Nashville, Tenn.)

2004-05

Head Coach Susan Walvius

Overall Record: 8-21 • SEC: 2-12

| | | | |
|-------|---------------------------|--------|-------|
| 11/14 | at Washington @ | L | 53-65 |
| 11/15 | vs. UNLV @ | L | 63-66 |
| 11/27 | Jacksonville | W | 79-54 |
| 11/30 | Charlotte | L | 72-78 |
| 12/3 | Clemson | L (ot) | 79-87 |
| 12/14 | Florida A&M | W | 88-55 |
| 12/16 | NC State | L | 48-75 |
| 12/18 | at Middle Tennessee State | L | 56-69 |
| 12/20 | Birmingham Southern | W | 66-40 |
| 12/22 | South Carolina State | W | 85-45 |
| 12/29 | Coastal Carolina < | W | 70-50 |
| 12/30 | Seton Hall < | L | 42-53 |
| 1/2 | at Virginia | L | 49-66 |

| | | | |
|------|---------------------|---|-------|
| 1/6 | Mississippi St. * | L | 48-55 |
| 1/9 | at #16 Vanderbilt * | L | 43-88 |
| 1/13 | C. of Charleston | W | 67-37 |
| 1/16 | Florida * | L | 57-67 |
| 1/20 | at Alabama * | L | 62-75 |
| 1/23 | at Arkansas * | L | 49-61 |
| 1/27 | #5 Tennessee * | L | 53-68 |
| 1/30 | at Kentucky * | L | 50-66 |
| 2/6 | Auburn * | L | 47-56 |
| 2/10 | at #18 Georgia * | L | 51-67 |
| 2/13 | #1 LSU * | L | 36-66 |
| 2/17 | #2 Tennessee * | L | 44-74 |
| 2/20 | Alabama * | W | 66-57 |
| 2/24 | Kentucky * | W | 60-47 |
| 2/27 | at Mississippi * | L | 51-57 |
| 3/3 | vs. Mississippi ^ | L | 50-53 |

@ WBCA Classic (Seattle, Wash.)

< Carolina Classic (Columbia, S.C.)

* Southeastern Conference Game

^ SEC Tournament (Greenville, S.C.)

2005-06

Head Coach Susan Walvius

Overall Record: 17-12 • SEC: 7-7

• Women's NIT Participant •

| | | | |
|-------|----------------------|--------|-------|
| 11/18 | High Point | W | 71-35 |
| 11/20 | Winthrop | W | 73-42 |
| 11/25 | vs. #18 Texas @ | L | 55-59 |
| 11/26 | vs. #19 Purdue @ | L | 48-56 |
| 11/29 | Georgia Southern | L | 66-73 |
| 12/13 | #14 Minnesota | W | 79-61 |
| 12/15 | Ohio | W | 77-49 |
| 12/17 | South Carolina State | W | 75-40 |
| 12/19 | Savannah State | W | 94-37 |
| 12/21 | Bethune Cookman | W | 87-26 |
| 12/29 | Western Carolina | W | 95-53 |
| 1/2 | at Clemson | W | 77-46 |
| 1/4 | #1 Tennessee * | L | 51-66 |
| 1/8 | at Kentucky * | L | 60-72 |
| 1/12 | at #3 LSU * | L | 46-79 |
| 1/15 | #23 Vanderbilt * | L | 59-67 |
| 1/22 | at Alabama * | W | 67-48 |
| 1/26 | #15 Georgia * | L | 65-74 |
| 1/29 | Arkansas * | W | 61-52 |
| 2/5 | at Mississippi St. * | W | 51-46 |
| 2/9 | Kentucky * | L | 71-75 |
| 2/12 | at Florida * | W | 81-63 |
| 2/16 | at Auburn * | W | 58-46 |
| 2/19 | Mississippi * | W | 77-66 |
| 2/21 | Longwood | W | 99-48 |
| 2/23 | Mississippi St. * | W | 75-47 |
| 2/26 | at #24 Vanderbilt * | L | 71-88 |
| 3/2 | vs. Auburn ^ | L | 48-64 |
| 3/17 | at Xavier ! | L (ot) | 65-70 |

@ Junkanoo Jam (Freeport, Bahamas)

* Southeastern Conference Game

^ SEC Tournament (Little Rock, Ark.)

! Women's NIT (Cincinnati, Ohio)

2006-07

Head Coach Susan Walvius

Overall Record: 18-15 • SEC: 6-8

• Women's NIT Participant •

| | | | |
|-------|----------------------|---|--------|
| 11/12 | East Tennessee State | W | 78-53 |
| 11/14 | at Penn State | L | 57-68 |
| 11/17 | North Carolina A&T | W | 117-63 |
| 11/20 | Clemson | W | 80-48 |
| 11/24 | Mercer | W | 77-30 |

| | | | |
|-------|----------------------|--------|-------|
| 11/25 | Louisiana-Lafayette | L | 68-83 |
| 11/29 | at NC State | L | 41-53 |
| 12/3 | Fordham | W | 77-38 |
| 12/7 | #3 Oklahoma | L | 51-78 |
| 12/20 | High Point | W | 87-49 |
| 12/23 | South Carolina State | W | 85-42 |
| 12/28 | Samford | W | 64-56 |
| 12/30 | at UNC Wilmington | W | 75-42 |
| 1/1 | Winthrop | W | 75-30 |
| 1/4 | at Kentucky * | L | 55-59 |
| 1/8 | at #10 Stanford | L | 54-69 |
| 1/11 | #14 Vanderbilt * | L | 66-67 |
| 1/14 | Alabama * | W | 95-35 |
| 1/18 | at #24 Mississippi * | L | 57-76 |
| 1/21 | at Mississippi St. * | L | 73-87 |
| 1/25 | Florida * | W | 79-51 |
| 1/28 | Kentucky * | W | 66-56 |
| 2/1 | at #3 Tennessee * | L | 36-72 |
| 2/4 | #7 LSU * | L | 46-49 |
| 2/8 | at Arkansas * | W | 74-69 |
| 2/11 | at #9 Georgia * | L | 57-81 |
| 2/15 | Auburn * | W | 70-61 |
| 2/18 | at #12 Vanderbilt * | L | 65-83 |
| 2/25 | Mississippi St. * | W (ot) | 72-66 |
| 3/1 | vs. Auburn ^ | W | 65-63 |
| 3/2 | vs. #2 Tennessee ^ | L | 63-81 |
| 3/18 | Hartford ! | W | 81-40 |
| 3/21 | Hofstra ! | L | 59-64 |

* Southeastern Conference Game

^ SEC Tournament (Duluth, Ga.)

! Women's NIT (Columbia, S.C.)

2007-08

Head Coach Susan Walvius

Overall Record: 16-16 • SEC: 4-10

• Women's NIT Participant •

| | | | |
|-------|-------------------------|---|--------|
| 11/9 | Saint Francis (Pa.) | W | 93-33 |
| 11/15 | Virginia | W | 66-64 |
| 11/17 | Buffalo | W | 66-54 |
| 11/20 | Penn State | L | 63-70 |
| 11/23 | vs. Illinois @ | L | 58-91 |
| 11/25 | at Fla. International @ | W | 82-66 |
| 12/1 | UNC Wilmington | W | 72-60 |
| 12/4 | Charleston Southern | W | 72-26 |
| 12/7 | Jackson State | W | 82-49 |
| 12/17 | at #2 Connecticut | L | 39-97 |
| 12/19 | Alabama A&M | W | 88-41 |
| 12/22 | at Clemson | W | 64-43 |
| 12/30 | at #9 Oklahoma | L | 63-95 |
| 1/3 | UNC Asheville | W | 80-52 |
| 1/6 | Savannah State | W | 86-47 |
| 1/10 | at Alabama * | L | 54-65 |
| 1/13 | #2 Tennessee * | L | 48-71 |
| 1/20 | at Mississippi * | L | 61-74 |
| 1/24 | Kentucky * | L | 62-66 |
| 1/27 | Florida * | L | 57-60 |
| 1/31 | at #8 LSU * | L | 37-67 |
| 2/3 | Arkansas * | W | 59-50 |
| 2/7 | at Vanderbilt * | L | 48-78 |
| 2/10 | Mississippi * | W | 71-62 |
| 2/17 | at Auburn * | L | 72-83 |
| 2/21 | Mississippi St. * | L | 54-58 |
| 2/24 | at Florida * | W | 69-65 |
| 2/28 | #20 Georgia * | L | 41-55 |
| 3/2 | at Kentucky * | W | 65-57 |
| 3/6 | vs. Florida ^ | L | 57-71 |
| 3/21 | North Carolina A&T ! | W | 102-74 |
| 3/24 | at NC State ! | L | 69-72 |

@ FIU Thanksgiving Classic (Miami, Fla.)

^ SEC Tournament (Nashville Tenn.)

! Women's NIT (Columbia, S.C./Raleigh, N.C.)

Introduction

Staff

Players


11-12 Review

Records

History

The University

YEAR-BY-YEAR RESULTS



2008-09

Head Coach Dawn Staley

Overall Record: 10-18 • SEC: 2-12

| | | | |
|-------|-----------------------|---|-------|
| 11/16 | at Penn State | L | 42-56 |
| 11/19 | Clemson | L | 45-52 |
| 11/24 | Davidson | W | 68-47 |
| 11/28 | vs. Ohio @ | W | 43-34 |
| 11/29 | vs. UNC Wilmington @ | W | 57-54 |
| 12/3 | at Wake Forest | L | 57-74 |
| 12/5 | High Point | W | 73-52 |
| 12/16 | USC-Upstate | W | 71-57 |
| 12/19 | #3 Stanford | L | 47-78 |
| 12/21 | Charlotte | W | 78-76 |
| 12/28 | #1 Connecticut | L | 48-77 |
| 12/30 | Jacksonville | W | 58-50 |
| 1/4 | at NC State | W | 56-55 |
| 1/8 | #9 Auburn * | L | 76-80 |
| 1/11 | at Georgia * | L | 63-69 |
| 1/15 | #19 Florida * | L | 63-77 |
| 1/18 | at #13 Tennessee * | L | 56-68 |
| 1/22 | at Mississippi * | W | 76-67 |
| 1/25 | #17 Vanderbilt * | L | 56-66 |
| 1/29 | LSU * | L | 56-63 |
| 2/5 | at Kentucky * | L | 47-61 |
| 2/8 | Mississippi * | L | 65-66 |
| 2/12 | at Arkansas * | L | 54-58 |
| 2/15 | Alabama * | W | 68-57 |
| 2/22 | at #15 Florida * | L | 66-82 |
| 2/26 | at Mississippi St. * | L | 41-58 |
| 3/1 | Kentucky * | L | 53-70 |
| 3/5 | vs. Mississippi St. ^ | L | 39-49 |

@ Cancun Thanksgiving Classic (Cancun, Mexico)
^ SEC Tournament (Little Rock, Ark.)

2010-11

Head Coach Dawn Staley

Overall Record: 18-15 • SEC: 8-8

• Women's NIT Participant •

| | | | |
|-------|--------------------------|---|-------|
| 11/12 | #5 Xavier | L | 65-84 |
| 11/15 | Illinois | W | 61-48 |
| 11/18 | Clemson | W | 73-59 |
| 11/21 | at Penn State | L | 48-78 |
| 11/26 | at #3 Stanford | L | 32-70 |
| 11/28 | at UC Davis | L | 52-61 |
| 12/1 | Charleston Southern | W | 75-53 |
| 12/5 | Savannah State | W | 52-33 |
| 12/12 | NC State | W | 77-63 |
| 12/19 | vs. #10 North Carolina < | L | 51-75 |
| 12/21 | Butler | W | 67-54 |
| 12/28 | Presbyterian | W | 68-40 |
| 12/30 | South Carolina State | W | 63-44 |
| 1/2 | at Georgia * | L | 51-61 |
| 1/6 | LSU * | W | 63-61 |
| 1/9 | Florida * | L | 63-65 |

| | | | |
|------|------------------------|--------|-------|
| 1/13 | at #19 Kentucky * | L | 48-66 |
| 1/16 | at Mississippi * | W (ot) | 63-58 |
| 1/20 | #5 Tennessee * | L | 56-71 |
| 1/23 | Alabama * | W | 59-48 |
| 1/27 | #20 Georgia * | W | 57-48 |
| 1/30 | at Auburn * | L | 47-54 |
| 2/6 | at Arkansas * | W (ot) | 64-62 |
| 2/10 | #15 Kentucky * | W | 66-61 |
| 2/13 | at Mississippi State * | W | 60-53 |
| 2/17 | at #4 Tennessee * | L | 60-82 |
| 2/20 | Auburn * | W | 65-49 |
| 2/24 | at LSU * | L (ot) | 51-54 |
| 2/27 | Vanderbilt * | L (ot) | 60-74 |
| 3/3 | vs. Mississippi ^ | W | 62-50 |
| 3/4 | vs. Georgia ^ | L | 34-66 |
| 3/16 | Appalachian State ! | W | 67-54 |
| 3/20 | Charlotte ! | L | 57-69 |

* Southeastern Conference Game
< Carolinas Challenge (Myrtle Beach, S.C.)
^ SEC Tournament (Nashville, Tenn.)
! Women's NIT (Columbia, S.C.)

2009-10

Head Coach Dawn Staley

Overall Record: 14-15 • SEC: 7-9

| | | | |
|-------|-------------------------|---------|-------|
| 11/16 | at Charlotte | W (ot) | 70-66 |
| 11/19 | at Clemson | L (2ot) | 92-94 |
| 11/22 | Penn State | W | 63-56 |
| 11/26 | vs. #17 Oklahoma @ | L | 67-75 |
| 11/27 | vs. #5 Notre Dame @ | L | 55-78 |
| 11/28 | vs. #23 San Diego St. @ | W | 58-55 |
| 12/2 | High Point | W | 70-52 |
| 12/13 | NC State | W | 74-71 |
| 12/17 | Wake Forest | W | 62-52 |
| 12/20 | vs. #9 North Carolina < | L | 85-93 |
| 12/28 | vs. Boston Univ. ~ | L | 67-68 |
| 12/29 | vs. Brown ~ | W | 73-46 |
| 1/3 | #11 LSU * | L | 58-70 |
| 1/7 | at #4 Tennessee * | L | 62-79 |
| 1/10 | at Alabama * | W | 80-68 |
| 1/14 | Kentucky * | W | 79-71 |
| 1/17 | Auburn * | W | 63-49 |
| 1/21 | at #18 LSU * | L | 52-69 |
| 1/24 | at Florida * | L | 56-59 |
| 1/28 | Mississippi * | W | 64-50 |
| 1/31 | #5 Tennessee * | L | 55-60 |
| 2/4 | at Auburn * | W | 61-58 |
| 2/7 | at #14 Georgia * | W | 52-42 |
| 2/11 | Mississippi State * | L | 53-55 |
| 2/14 | Arkansas * | L | 68-72 |
| 2/21 | at #16 Kentucky * | L | 50-71 |
| 2/25 | #24 Georgia * | L | 49-65 |
| 2/28 | at #22 Vanderbilt * | W | 73-70 |
| 3/4 | vs. Mississippi ^ | L | 63-64 |

* Southeastern Conference Game
@ Paradise Jam (St. Thomas, U.S.V.I.)
< Carolinas Challenge (Myrtle Beach, S.C.)
~ Saint Joseph's Hawk Classic (Philadelphia, Pa.)
^ SEC Tournament (Duluth, Ga.)



Front Row: Shelbretta Ball, Tina Roy, Ieasia Walker, Markeshia Grant, La'Keisha Sutton, Sancheon White, Imani Sellers; Back Row: Courtney Newton, Aleighsa Welch, Ashley Bruner, Elem Ibiama, Pamela Decheva, Ebony Wilson

2011-12

Head Coach Dawn Staley

Overall Record: 25-10 • SEC: 10-6

• NCAA Tournament Sweet 16 •

| | | | |
|-----------|--------------------------|--------|-------|
| 11/11 | at Illinois | W | 71-52 |
| 11/14 | Alabama A&M | W | 60-53 |
| 11/17 | at Clemson | W | 65-48 |
| 11/20 | #11 Penn State | L | 50-55 |
| 11/23 | C. of Charleston | W | 59-40 |
| 11/27 | Presbyterian | W | 52-24 |
| 11/30 | at Xavier | W | 67-56 |
| 12/4 | at NC State | L | 53-55 |
| 12/11 | Furman | W | 72-33 |
| 12/14 | South Carolina State | W | 66-21 |
| 12/18 | vs. #18 North Carolina < | W | 79-48 |
| 12/21 | Savannah State | W | 65-39 |
| 12/28 | at Drexel | W | 62-58 |
| 1/1 | Alabama * | W | 68-42 |
| 1/5 | #24 Vanderbilt * | W | 65-55 |
| 1/8 | at Florida * | W | 49-44 |
| 1/12 (24) | at LSU * | L | 48-58 |
| 1/15 (24) | #9 Kentucky * | L | 58-66 |
| 1/19 | at Auburn * | L | 49-53 |
| 1/22 | at #25 Vanderbilt * | W (ot) | 65-60 |
| 1/26 | Mississippi * | W | 61-43 |
| 1/29 | Mississippi State * | W | 69-43 |
| 2/2 | at #8 Tennessee * | W | 64-60 |
| 2/9 (24) | at Arkansas * | L | 47-68 |
| 2/12 (24) | Florida * | W | 62-58 |
| 2/16 (25) | #18 Georgia * | L | 49-61 |
| 2/19 (25) | at Alabama * | W | 69-55 |
| 2/23 | at #13 Kentucky * | L | 50-53 |
| 2/26 | Arkansas * | W | 53-47 |
| 3/1 (25) | vs. Alabama ^ | W | 57-38 |
| 3/2 (25) | vs. #16 Georgia ^ | W | 59-55 |
| 3/3 (25) | vs. #13 Tennessee ^ | L | 58-74 |
| 3/17 (25) | vs. Eastern Michigan \$ | W | 80-48 |
| 3/19 (25) | at #13 Purdue \$ | W | 72-61 |
| 3/24 (25) | vs. #2 Stanford \$ | L | 60-76 |

* Southeastern Conference Game
< Carolinas Challenge (Myrtle Beach, S.C.)
^ SEC Tournament (Nashville, Tenn.)
\$ NCAA Tournament (West Lafayette, Ind./Fresno, Calif.)

Note: Number in parentheses is South Carolina's ranking in Associated Press Poll on the date of the game.

Year-by-Year Finish

| Year | Coach | Won | Lost | Pct. | Final Rank | Conference Record (Finish) | Postseason Finish |
|---------------|-------------------|------------|------------|-------------|------------|----------------------------|-----------------------------|
| 1974-75 | Pam Backhaus | 18 | 12 | .600 | — | — | |
| 1975-76 | Frankie Porter | 7 | 15 | .318 | — | — | |
| 1976-77 | Pam Backhaus | 8 | 18 | .308 | — | — | |
| 1977-78 | Pam Parsons | 24 | 10 | .706 | — | — | AIAW Regionals |
| 1978-79 | Pam Parsons | 27 | 10 | .730 | — | — | NWIT Champions |
| 1979-80 | Pam Parsons | 30 | 6 | .833 | — | — | AIAW Final Four |
| 1980-81 | Pam Parsons | 13 | 17 | .433 | — | — | AIAW Regionals |
| 1981-82 | Pam Parsons | *7 | 0 | 1.000 | — | — | NCAA Tournament Sweet 16 |
| | Terry Kelly | #16 | 8 | .667 | — | — | |
| 1982-83 | Terry Kelly | 16 | 12 | .571 | — | — | |
| 1983-84 | Terry Kelly | 18 | 12 | .600 | — | Metro, 7-3 (4th) | |
| 1984-85 | Nancy Wilson | 18 | 10 | .643 | — | Metro, 8-2 (2nd) | |
| 1985-86 | Nancy Wilson | 19 | 11 | .633 | — | Metro, 9-1 (1st) | NCAA Tournament 1st round |
| 1986-87 | Nancy Wilson | 18 | 12 | .600 | — | Metro, 8-4 (2nd) | |
| 1987-88 | Nancy Wilson | 23 | 11 | .676 | — | Metro, 10-2 (1st) | NCAA Tournament 2nd round |
| 1988-89 | Nancy Wilson | 23 | 7 | .767 | — | Metro, 10-2 (T-1st) | NCAA Tournament 1st round |
| 1989-90 | Nancy Wilson | 24 | 9 | .727 | — | Metro, 13-1 (1st) | NCAA Tournament Sweet 16 |
| 1990-91 | Nancy Wilson | 22 | 9 | .710 | — | Metro, 12-2 (T-1st) | NCAA Tournament 1st round |
| 1991-92 | Nancy Wilson | 13 | 15 | .464 | — | SEC, 2-9 (12th) | |
| 1992-93 | Nancy Wilson | 17 | 10 | .629 | — | SEC, 5-6 (7th) | |
| 1993-94 | Nancy Wilson | 14 | 13 | .518 | — | SEC, 2-9 (T-10th) | |
| 1994-95 | Nancy Wilson | 12 | 15 | .444 | — | SEC, 1-10 (T-10th) | |
| 1995-96 | Nancy Wilson | 16 | 12 | .571 | — | SEC, 2-9 (T-11th) | |
| 1996-97 | Nancy Wilson | 12 | 15 | .444 | — | SEC, 1-11 (T-11th) | |
| 1997-98 | Susan Walvius | 13 | 15 | .464 | — | SEC, 3-11 (11th) | |
| 1998-99 | Susan Walvius | 11 | 16 | .407 | — | SEC, 0-14 (12th) | |
| 1999-00 | Susan Walvius | 13 | 15 | .464 | — | SEC, 3-11 (11th) | |
| 2000-01 | Susan Walvius | 11 | 17 | .611 | — | SEC, 6-8 (T-6th) | |
| 2001-02 | Susan Walvius | 25 | 7 | .781 | 13/6 | SEC, 10-4 (T-2nd) | NCAA Tournament Elite Eight |
| 2002-03 | Susan Walvius | 23 | 8 | .742 | 16/18 | SEC, 9-5 (T-5th) | NCAA Tournament 2nd round |
| 2003-04 | Susan Walvius | 10 | 18 | .357 | — | SEC, 1-13 (12th) | |
| 2004-05 | Susan Walvius | 8 | 21 | .276 | — | SEC, 2-12 (12th) | |
| 2005-06 | Susan Walvius | 17 | 12 | .586 | — | SEC, 7-7 (7th) | Women's NIT 1st round |
| 2006-07 | Susan Walvius | 18 | 15 | .545 | — | SEC, 6-8 (8th) | Women's NIT 3rd round |
| 2007-08 | Susan Walvius | 16 | 16 | .500 | — | SEC, 4-10 (T-9th) | Women's NIT 2nd round |
| 2008-09 | Dawn Staley | 10 | 18 | .357 | — | SEC, 2-12 (11th) | |
| 2009-10 | Dawn Staley | 14 | 15 | .483 | — | SEC, 7-9 (T-7th) | |
| 2010-11 | Dawn Staley | 18 | 15 | .545 | — | SEC, 8-8 (T-5th) | Women's NIT 2nd round |
| 2011-12 | Dawn Staley | 25 | 10 | .714 | 25/21 | SEC, 10-6 (T-4th) | NCAA Tournament Sweet 16 |
| TOTALS | 38 seasons | 647 | 487 | .571 | | | |

Notes: * Resigned after the first seven games of the 1981-82 season
 # Was named acting head coach for the remainder of the 1981-82 season
 South Carolina entered the Metro Conference before the 1983-84 season.
 The 1991-92 season was South Carolina's first in the SEC.
 Final rankings are listed AP/USA Today Coaches' Poll

Coaching Record Book

Wins

| | |
|-------------------------------|-----|
| 1. Nancy Wilson (1985-97) | 231 |
| 2. Susan Walvius (1998-08) | 165 |
| 3. Pam Parsons (1978-82) | 101 |
| 4. Dawn Staley (2009-present) | 67 |
| 5. Terry Kelly (1982-84) | 50 |

Percentage

| | | |
|-------------------------------|---------|------|
| 1. Pam Parsons (1978-82) | 101-43 | .701 |
| 2. Terry Kelly (1982-84) | 50-32 | .610 |
| 3. Nancy Wilson (1985-97) | 231-149 | .608 |
| 4. Dawn Staley (2009-present) | 67-58 | .536 |
| 5. Susan Walvius (1998-08) | 165-160 | .508 |

Years Coached

| | |
|-------------------------------|-----|
| 1. Nancy Wilson (1985-97) | 13 |
| 2. Susan Walvius (1998-08) | 11 |
| 3. Pam Parsons (1978-82) | 4.5 |
| 4. Dawn Staley (2009-present) | 4 |
| 5. Terry Kelly (1982-84) | 2.5 |



Pam Backhaus (1975, 1977)
26-30 (.464)



Frankie Porter (1976)
7-15 (.318)



Pam Parsons (1978-82*)
101-43 (.701)



Terry Kelly (1982-84#)
50-32 (.610)



Nancy Wilson (1985-97)
231-149 (.608)



Susan Walvius (1998-2008)
165-160 (.508)



Dawn Staley (2009-present)
67-58 (.536)

Introduction

Staff

Players

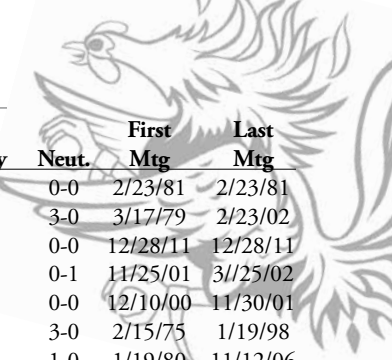
11-12 Review

Records

History

The University

SERIES RECORDS VS. OPPONENTS



| | Opponent | Overall | Home | Away | Neut. | First Mtg | Last Mtg |
|--------------|---------------------|---------|-------|------|-------|-----------|----------|
| Introduction | Akron | 1-0 | 0-0 | 0-0 | 1-0 | 12/1/00 | 12/1/00 |
| | Alabama | 16-15 | 9-5 | 6-8 | 1-2 | 2/10/79 | 3/1/12 |
| | Alabama A&M | 2-0 | 2-0 | 0-0 | 0-0 | 12/19/07 | 11/14/11 |
| | Alaska-Anchorage | 1-0 | 0-0 | 0-0 | 1-0 | 2/26/88 | 2/26/88 |
| | Alcorn State | 1-0 | 1-0 | 0-0 | 0-0 | 12/29/02 | 12/29/02 |
| | Anderson | 3-6 | 1-1 | 0-1 | 0-1 | 12/2/74 | 2/15/78 |
| | Appalachian State | 11-4 | 5-1 | 4-0 | 1-3 | 1/17/75 | 3/16/11 |
| | Arizona State | 1-1 | 0-0 | 0-0 | 1-1 | 12/20/95 | 12/4/99 |
| | Arkansas | 9-17 | 7-5 | 2-10 | 0-2 | 2/1/92 | 2/26/12 |
| | Arkansas State | 0-1 | 0-0 | 0-0 | 0-1 | 12/29/94 | 12/29/94 |
| Staff | Auburn | 15-21 | 9-7 | 5-12 | 1-2 | 1/12/80 | 1/19/12 |
| | Austin Peay | 1-0 | 0-0 | 0-0 | 1-0 | 12/30/93 | 12/30/93 |
| | Benedict College | 2-0 | 0-0 | 1-0 | 1-0 | 2/23/78 | 12/1/78 |
| | Berry | 2-0 | 0-0 | 1-0 | 1-0 | 1/13/78 | 2/19/86 |
| | Bethune-Cookman | 1-0 | 1-0 | 0-0 | 0-0 | 12/21/05 | 12/21/05 |
| | Birmingham Strn. | 1-0 | 1-0 | 0-0 | 0-0 | 12/20/04 | 12/20/04 |
| | Boston College | 1-0 | 0-0 | 0-0 | 1-0 | 11/30/02 | 11/30/02 |
| | Boston University | 0-1 | 0-0 | 0-0 | 0-1 | 12/28/09 | 12/28/09 |
| | Bowling Green | 1-0 | 1-0 | 0-0 | 0-0 | 3/14/90 | 3/14/90 |
| | Brown | 1-0 | 0-0 | 0-0 | 1-0 | 12/29/09 | 12/29/90 |
| Players | Buffalo | 1-0 | 1-0 | 0-0 | 0-0 | 11/17/07 | 11/17/07 |
| | Butler | 1-0 | 1-0 | 0-0 | 0-0 | 12/21/11 | 12/21/11 |
| | California | 1-0 | 0-0 | 0-0 | 1-0 | 3/15/79 | 3/15/79 |
| | Campbell | 3-0 | 2-0 | 1-0 | 0-0 | 1/31/95 | 11/23/96 |
| | Central Florida | 2-0 | 2-0 | 0-0 | 0-0 | 2/17/86 | 11/28/98 |
| | Charleston Southern | 6-0 | 5-0 | 1-0 | 0-0 | 12/6/91 | 12/1/10 |
| | Charlotte | 16-6 | 9-3 | 7-3 | 0-0 | 2/23/83 | 3/20/11 |
| | Chattanooga | 1-0 | 0-0 | 0-0 | 1-0 | 3/23/03 | 3/23/03 |
| | Cheyney St. | 1-1 | 1-0 | 0-1 | 0-0 | 1/9/80 | 1/21/85 |
| | Cincinnati | 19-1 | 10-0 | 7-1 | 2-0 | 1/17/84 | 3/18/02 |
| 11-12 Review | Claffin | 4-2 | 2-1 | 1-1 | 0-0 | 12/10/74 | 2/14/79 |
| | Clemson | 24-33 | 16-10 | 6-20 | 2-0 | 1/10/76 | 11/17/11 |
| | Coastal Carolina | 7-0 | 5-0 | 1-0 | 1-0 | 2/28/75 | 12/29/04 |
| | Coll. of Charleston | 14-9 | 8-0 | 3-2 | 2-2 | 12/6/74 | 11/23/11 |
| | Columbia College | 2-0 | 0-0 | 2-0 | 0-0 | 1/24/77 | 1978-79 |
| | Connecticut | 0-2 | 0-1 | 0-1 | 0-0 | 12/17/07 | 12/28/08 |
| | Cornell | 1-0 | 0-0 | 0-0 | 1-0 | 12/30/96 | 12/30/96 |
| | Davidson | 2-0 | 1-0 | 0-0 | 0-0 | 2/6/75 | 11/24/08 |
| | DePaul | 2-2 | 2-1 | 0-1 | 0-0 | 1/13/82 | 12/5/89 |
| | Detroit | 1-0 | 0-0 | 1-0 | 0-0 | 12/3/82 | 12/3/82 |

| | Opponent | Overall | Home | Away | Neut. | First Mtg | Last Mtg |
|----------------|-----------------------|---------|------|------|-------|-----------|-----------|
| 11-12 Review | Dist. of Columbia | 1-0 | 1-0 | 0-0 | 0-0 | 2/23/81 | 2/23/81 |
| | Drake | 3-0 | 0-0 | 0-0 | 3-0 | 3/17/79 | 2/23/02 |
| | Drexel | 1-0 | 0-0 | 1-0 | 0-0 | 12/28/11 | 12/28/11 |
| | Duke | 1-1 | 0-0 | 1-0 | 0-1 | 11/25/01 | 3/1/25/02 |
| | Duquesne | 1-1 | 1-0 | 0-1 | 0-0 | 12/10/00 | 11/30/01 |
| | East Carolina | 14-1 | 6-0 | 5-0 | 3-0 | 2/15/75 | 1/19/98 |
| | East Tennessee St. | 10-1 | 7-0 | 2-1 | 1-0 | 1/19/80 | 11/12/06 |
| | Eastern Michigan | 1-0 | 0-0 | 0-0 | 1-0 | 3/17/12 | 3/17/12 |
| | Elon | 0-2 | 0-1 | 0-0 | 0-0 | 2/5/75 | 3/6/75 |
| | Erskine | 1-0 | 0-0 | 0-0 | 1-0 | 3/3/77 | 3/3/77 |
| History | Fairleigh Dickinson | 1-0 | 0-0 | 0-0 | 1-0 | 12/31/94 | 12/31/94 |
| | Federal City | 1-0 | 0-0 | 0-0 | 0-0 | 1/17/76 | 1/17/76 |
| | Florida | 10-20 | 4-10 | 6-8 | 0-2 | 12/1/79 | 2/12/12 |
| | Florida A&M | 6-0 | 5-0 | 1-0 | 0-0 | 2/4/81 | 12/14/04 |
| | Florida Atlantic | 1-0 | 1-0 | 0-0 | 0-0 | 12/15/99 | 12/15/99 |
| | Florida International | 2-0 | 0-0 | 2-0 | 0-0 | 2/27/83 | 11/25/07 |
| | Florida State | 16-2 | 7-1 | 8-0 | 1-1 | 2/12/78 | 3/6/91 |
| | Fordham | 1-0 | 1-0 | 0-0 | 0-0 | 12/3/06 | 12/3/06 |
| | Francis Marion | 11-6 | 3-1 | 2-2 | 1-1 | 12/7/74 | 2/20/84 |
| | Furman | 11-1 | 8-0 | 3-1 | 0-0 | 1/31/76 | 12/11/11 |
| The University | George Mason | 2-0 | 1-0 | 1-0 | 0-0 | 1/20/99 | 1/2/00 |
| | Georgia | 7-32 | 3-14 | 2-14 | 2-4 | 2/13/76 | 3/2/12 |
| | Georgia Southern | 17-2 | 11-2 | 6-0 | 0-0 | 12/3/77 | 11/29/05 |
| | Georgia State | 7-0 | 3-0 | 2-0 | 2-0 | 12/17/77 | 12/29/93 |
| | Hartford | 1-0 | 1-0 | 0-0 | 0-0 | 3/18/07 | 3/18/07 |
| | Harvard | 1-0 | 1-0 | 0-0 | 0-0 | 12/19/97 | 12/19/97 |
| | Hawaii | 3-0 | 0-0 | 3-0 | 0-0 | 12/3/81 | 11/25/90 |
| | High Point | 4-1 | 4-0 | 0-0 | 0-1 | 12/22/78 | 12/2/09 |
| | Hofstra | 0-1 | 0-1 | 0-0 | 0-0 | 3/21/07 | 3/21/07 |
| | Holy Cross | 1-1 | 0-0 | 0-0 | 1-1 | 11/27/88 | 12/28/92 |
| Records | Illinois | 2-1 | 1-0 | 1-0 | 0-1 | 11/23/07 | 11/11/11 |
| | Indiana | 3-1 | 1-1 | 2-0 | 0-0 | 12/29/83 | 11/22/00 |
| | Iowa | 1-0 | 0-0 | 0-0 | 1-0 | 12/29/89 | 12/29/89 |
| | Jackson State | 1-0 | 1-0 | 0-0 | 0-0 | 12/7/07 | 12/7/07 |
| | Jacksonville | 2-0 | 2-0 | 0-0 | 0-0 | 11/27/04 | 12/30/08 |
| | James Madison | 0-2 | 0-0 | 0-0 | 0-2 | 3/7/75 | 2/11/77 |
| | Kansas State | 1-1 | 0-0 | 1-0 | 0-1 | 12/20/80 | 11/29/81 |
| | Kentucky | 18-30 | 13-9 | 5-18 | 0-3 | 1/10/79 | 2/23/12 |
| | Lander | 2-0 | 0-0 | 0-0 | 0-0 | 12/11/74 | 1/20/75 |
| | Liberty | 1-0 | 1-0 | 0-0 | 0-0 | 3/16/02 | 3/16/02 |
| The University | Longwood | 1-0 | 1-0 | 0-0 | 0-0 | 2/21/06 | 2/21/06 |
| | La.-Lafayette | 3-1 | 3-1 | 0-0 | 0-0 | 11/18/01 | 11/25/06 |
| | Louisiana Tech | 1-3 | 0-1 | 0-2 | 1-0 | 3/23/80 | 1/15/83 |
| | Louisville | 16-4 | 8-2 | 7-1 | 1-1 | 1/17/80 | 11/29/91 |
| | Loyola (Md.) | 0-1 | 0-0 | 0-0 | 0-1 | 12/29/96 | 12/29/96 |
| | LSU | 3-2 | 1-10 | 1-1 | 1-0 | 1/4/92 | 1/12/12 |
| | Maine | 1-0 | 0-0 | 1-0 | 0-0 | 11/30/91 | 11/30/91 |
| | Marist | 1-0 | 0-0 | 0-0 | 1-0 | 12/18/95 | 12/18/95 |
| | Marshall | 3-1 | 2-0 | 1-1 | 0-0 | 1/8/83 | 3/7/88 |
| | Maryland | 0-1 | 0-0 | 0-0 | 0-1 | 12/29/97 | 12/29/97 |
| The University | Memphis | 16-5 | 10-1 | 4-3 | 2-1 | 3/10/78 | 1/25/93 |
| | Mercer | 6-2 | 3-1 | 2-0 | 1-0 | 1/11/75 | 11/24/06 |
| | Miami (Fla.) | 2-0 | 0-0 | 1-0 | 1-0 | 2/28/83 | 11/28/93 |
| | Michigan | 3-0 | 1-0 | 1-0 | 1-0 | 2/8/80 | 12/1/95 |
| | Middle Tennessee St. | 1-2 | 1-1 | 0-1 | 0-0 | 3/12/86 | 12/18/04 |
| | Minnesota | 3-1 | 2-0 | 1-1 | 0-0 | 11/27/94 | 12/13/05 |
| | Mississippi | 15-17 | 9-5 | 4-8 | 2-4 | 11/25/78 | 1/26/12 |
| | Mississippi State | 11-16 | 8-5 | 3-9 | 0-2 | 12/29/84 | 1/29/12 |
| | Missouri | 1-0 | 0-0 | 0-0 | 1-0 | 11/24/01 | 11/24/01 |
| | Montana State | 1-0 | 0-0 | 0-0 | 1-0 | 11/24/00 | 11/24/00 |
| The University | Montclair State | 1-0 | 0-0 | 1-0 | 0-0 | 1/7/80 | 1/7/80 |
| | Morehead State | 1-0 | 0-0 | 0-0 | 1-0 | 3/8/79 | 3/8/70 |
| | Nebraska | 0-1 | 0-0 | 0-0 | 0-1 | 12/4/92 | 12/4/92 |



This season marks the 58th meeting between South Carolina and archrival Clemson and is also the 10th anniversary of the game that opened Colonial Life Arena. The two teams squared off in front of a Gamecock women's basketball record crowd of 17,712. South Carolina came out on top 72-58 then and has won the last two meetings.



SERIES RECORDS VS. OPPONENTS

| Opponent | Overall | Home | Away | Neut. | First Mtg | Last Mtg | Opponent | Overall | Home | Away | Neut. | First Mtg | Last Mtg |
|----------------------|---------|------|------|-------|-----------|----------|--------------------|---------|------|------|-------|-----------|----------|
| Nevada | 1-1 | 0-0 | 0-1 | 1-0 | 11/29/97 | 12/3/99 | St. Peter's | 0-1 | 0-0 | 0-1 | 0-0 | 12/29/92 | 12/29/92 |
| New Hampshire | 1-0 | 0-0 | 0-0 | 1-0 | 12/30/97 | 12/30/97 | Stanford | 0-4 | 0-1 | 0-2 | 0-1 | 1/8/07 | 3/24/12 |
| New Mexico | 1-0 | 0-0 | 1-0 | 0-0 | 12/6/03 | 12/6/03 | Stephen F. Austin | 1-0 | 1-0 | 0-0 | 0-0 | 3/17/80 | 3/17/80 |
| New Orleans | 1-2 | 1-1 | 0-1 | 0-0 | 2/10/83 | 1/22/87 | Stetson | 4-0 | 2-0 | 2-0 | 0-0 | 2/19/82 | 12/2/03 |
| North Carolina | 7-9 | 2-1 | 2-2 | 3-5 | 1/24/76 | 12/18/11 | Syracuse | 1-1 | 1-0 | 0-1 | 0-0 | 12/2/00 | 12/2/01 |
| North Carolina A&T | 2-0 | 2-0 | 0-0 | 0-0 | 11/17/06 | 3/21/08 | Temple | 2-0 | 1-0 | 1-0 | 0-0 | 12/4/01 | 12/17/02 |
| North Carolina St. | 11-19 | 6-6 | 4-9 | 1-4 | 12/20/77 | 12/4/11 | Tennessee | 2-43 | 1-18 | 1-20 | 0-4 | 1/15/79 | 3/3/12 |
| North Greenville | 1-1 | 1-0 | 0-1 | 0-0 | 12/11/76 | 2/2/77 | Tennessee Tech | 4-2 | 4-1 | 0-1 | 0-0 | 1978-79 | 3/15/89 |
| Northern Illinois | 3-0 | 1-0 | 2-0 | 0-0 | 12/29/85 | 12/3/89 | Texas | 0-2 | 0-0 | 0-1 | 0-1 | 3/20/88 | 11/25/05 |
| Northwestern | 2-1 | 0-0 | 2-0 | 0-1 | 3/16/80 | 11/25/95 | Texas-Pan American | 1-0 | 0-0 | 0-0 | 1-0 | 12/29/98 | 12/29/98 |
| Notre Dame | 2-1 | 1-0 | 1-0 | 0-1 | 1/31/81 | 11/27/09 | Texas Tech | 1-0 | 0-0 | 0-0 | 1-0 | 11/23/90 | 11/23/90 |
| Ohio | 4-0 | 2-0 | 1-0 | 1-0 | 12/8/95 | 11/28/09 | Tulane | 12-0 | 3-0 | 4-0 | 5-0 | 1/23/84 | 12/1/95 |
| Ohio State | 1-2 | 1-0 | 0-2 | 0-0 | 1/9/79 | 1/8/81 | UAB | 3-0 | 1-0 | 2-0 | 0-0 | 2/19/83 | 12/20/91 |
| Oklahoma | 0-3 | 0-1 | 0-1 | 0-1 | 12/7/06 | 11/26/09 | UC Davis | 0-1 | 0-0 | 0-1 | 0-0 | 11/28/10 | 11/28/10 |
| Old Dominion | 6-9 | 5-2 | 1-6 | 0-1 | 2/10/77 | 11/27/93 | UCLA | 0-1 | 0-1 | 0-0 | 0-0 | 1/5/81 | 1/5/81 |
| Oregon | 2-0 | 0-0 | 0-0 | 2-0 | 3/16/79 | 11/28/02 | UNC Asheville | 3-0 | 3-0 | 0-0 | 0-0 | 2/24/86 | 1/3/08 |
| Penn State | 4-6 | 2-2 | 2-4 | 0-0 | 2/9/80 | 11/20/11 | UNC Greensboro | 2-1 | 0-0 | 0-0 | 0-0 | 1/24/75 | 2/14/75 |
| Pepperdine | 1-0 | 0-0 | 0-0 | 1-0 | 11/30/96 | 11/30/96 | UNC Wilmington | 4-0 | 2-0 | 1-0 | 1-0 | 11/25/98 | 11/29/08 |
| Pfeiffer | 0-1 | 0-0 | 0-0 | 0-1 | 12/21/78 | 12/21/78 | UNLV | 1-2 | 0-0 | 0-1 | 1-1 | 11/25/85 | 11/15/04 |
| Pittsburgh | 2-0 | 1-0 | 1-0 | 0-0 | 12/19/81 | 1/21/84 | USC-Aiken | 1-0 | 0-0 | 1-0 | 0-0 | 2/24/79 | 2/24/79 |
| Presbyterian | 2-0 | 2-0 | 0-0 | 0-0 | 12/28/10 | 11/27/11 | USC-Upstate | 1-0 | 1-0 | 0-0 | 0-0 | 12/16/08 | 12/16/08 |
| Purdue | 1-2 | 0-0 | 1-0 | 0-2 | 11/26/00 | 3/19/12 | UTEP | 1-0 | 0-0 | 0-0 | 1-0 | 11/28/97 | 11/28/97 |
| Queens College | 1-0 | 0-0 | 0-0 | 0-1 | 1/27/79 | 1/27/79 | Valdosta State | 1-1 | 0-1 | 1-0 | 0-0 | 2/12/79 | 1/21/80 |
| Rhode Island | 1-0 | 0-0 | 0-0 | 1-0 | 11/26/88 | 11/26/88 | Valparaiso | 1-0 | 0-0 | 0-0 | 1-0 | 11/26/94 | 11/26/94 |
| Rice | 1-1 | 1-0 | 0-1 | 0-0 | 2/13/95 | 11/10/00 | Vanderbilt | 8-21 | 5-8 | 3-11 | 0-2 | 3/13/91 | 1/22/12 |
| Richmond | 0-1 | 0-0 | 0-1 | 0-0 | 12/29/91 | 12/29/91 | Virginia | 2-3 | 1-1 | 1-2 | 0-0 | 2/28/81 | 11/15/07 |
| Rutgers | 1-1 | 1-0 | 0-1 | 0-0 | 1/6/82 | 1/4/83 | Va. Commonwealth | 2-1 | 1-1 | 1-0 | 0-0 | 1/10/91 | 12/16/97 |
| Saint Francis (Pa.) | 1-0 | 1-0 | 0-0 | 0-0 | 11/9/07 | 11/9/07 | Virginia Tech | 15-6 | 9-1 | 6-4 | 0-1 | 12/8/79 | 2/16/91 |
| Saint Joseph's (Pa.) | 2-0 | 0-0 | 1-0 | 1-0 | 1/26/79 | 1/2/82 | Voorhees | 5-0 | 1-0 | 1-0 | 0-0 | 2/27/75 | 2/28/77 |
| Samford | 1-0 | 1-0 | 0-0 | 0-0 | 12/28/06 | 12/28/06 | Wake Forest | 2-1 | 1-0 | 1-1 | 0-0 | 11/24/95 | 12/17/09 |
| San Diego State | 1-0 | 0-0 | 0-0 | 1-0 | 11/25/09 | 11/25/09 | Washington | 0-2 | 0-0 | 0-1 | 0-1 | 3/22/90 | 11/22/04 |
| San Francisco | 0-1 | 0-0 | 0-0 | 0-1 | 12/19/80 | 12/19/80 | Western Carolina | 4-0 | 3-0 | 1-0 | 0-0 | 12/17/83 | 12/29/05 |
| Savannah State | 4-0 | 4-0 | 0-0 | 0-0 | 12/19/05 | 12/21/11 | Western Kentucky | 1-0 | 0-0 | 0-0 | 1-0 | 2/27/88 | 2/27/88 |
| Seton Hall | 0-2 | 0-1 | 0-1 | 0-0 | 12/30/03 | 12/30/04 | Wheeling College | 1-0 | 1-0 | 0-0 | 0-0 | 1/13/79 | 1/13/79 |
| Siena College | 1-0 | 0-0 | 0-0 | 1-0 | 12/1/96 | 12/1/96 | William Penn | 1-0 | 0-0 | 0-0 | 1-0 | 11/28/81 | 11/28/81 |
| South Carolina St. | 23-9 | 17-2 | 4-3 | 0-0 | 1/16/75 | 12/14/11 | Winthrop | 6-5 | 5-0 | 0-2 | 0-0 | 2/19/75 | 1/1/07 |
| Southern California | 1-0 | 0-0 | 1-0 | 0-0 | 3/12/80 | 3/12/80 | Wis.-Milwaukee | 1-0 | 0-0 | 0-0 | 1-0 | 12/28/98 | 12/28/98 |
| Southern Methodist | 2-1 | 1-0 | 1-0 | 0-1 | 12/8/80 | 12/28/84 | Wofford | 6-0 | 4-0 | 2-0 | 0-0 | 2/19/96 | 12/4/02 |
| Southern Miss | 11-8 | 6-1 | 2-5 | 3-2 | 1/25/84 | 3/5/91 | Wright State | 1-0 | 0-0 | 0-0 | 1-0 | 12/2/89 | 12/2/89 |
| Southern Utah | 1-0 | 0-0 | 0-0 | 1-0 | 12/5/03 | 12/5/03 | Xavier | 1-2 | 0-1 | 1-1 | 0-0 | 3/17/06 | 11/30/11 |
| St. Augustine's | 1-0 | 0-0 | 0-0 | 0-0 | 2/1/75 | 2/1/75 | Yale | 1-0 | 0-0 | 0-0 | 1-0 | 12/5/92 | 12/5/92 |

Introduction

Staff


Players

11-12 Review

Records

History

The University



SERIES RECORDS VS. CONFERENCES



Introduction

| America East | 3-1 |
|---------------------|------------|
| School | Record |
| Boston University | 0-1 |
| Hartford | 1-0 |
| Maine | 1-0 |
| New Hampshire | 1-0 |

| Big South | 33-6 |
|---------------------|-------------|
| School | Record |
| Campbell | 3-0 |
| Charleston Southern | 6-0 |
| Coastal Carolina | 7-0 |
| High Point | 4-1 |
| Liberty | 1-0 |
| Longwood | 1-0 |
| Presbyterian | 2-0 |
| UNC Asheville | 3-0 |
| Winthrop | 6-5 |

| Ivy League | 4-0 |
|-------------------|------------|
| School | Record |
| Brown | 1-0 |
| Cornell | 1-0 |
| Harvard | 1-0 |
| Yale | 1-0 |

| Patriot League | 1-1 |
|-----------------------|------------|
| School | Record |
| Holy Cross | 1-1 |

Staff

| Atlantic 10 | 26-10 |
|-----------------------|--------------|
| School | Record |
| Charlotte | 16-6 |
| Duquesne | 1-1 |
| Fordham | 1-0 |
| Rhode Island | 1-0 |
| Richmond | 0-1 |
| Saint Joseph's | 2-0 |
| Temple | 2-0 |
| Virginia Commonwealth | 2-1 |
| Xavier | 1-2 |

| Big Ten | 20-15 |
|----------------|--------------|
| School | Record |
| Illinois | 2-1 |
| Indiana | 3-1 |
| Iowa | 1-0 |
| Michigan | 3-0 |
| Minnesota | 3-1 |
| Nebraska | 0-1 |
| Northwestern | 2-1 |
| Ohio State | 1-2 |
| Penn State | 4-6 |
| Purdue | 1-2 |

| Metro Atlantic Athletic | 2-2 |
|--------------------------------|------------|
| School | Record |
| Loyola (Md.) | 0-1 |
| Marist | 1-0 |
| Seina College | 1-0 |
| St. Peter's | 0-1 |

| Southeastern | 116-254 |
|---------------------|----------------|
| School | Record |
| Alabama | 16-15 |
| Arkansas | 9-17 |
| Auburn | 15-21 |
| Florida | 10-20 |
| Georgia | 7-32 |
| Kentucky | 18-30 |
| LSU | 4-22 |
| Mississippi | 15-17 |
| Mississippi State | 11-16 |
| Missouri | 1-0 |
| Tennessee | 2-43 |
| Vanderbilt | 8-21 |

Players

| Atlantic Coast | 81-75 |
|-----------------------|--------------|
| School | Record |
| Boston College | 1-0 |
| Clemson | 24-33 |
| Duke | 1-1 |
| Florida State | 16-2 |
| Maryland | 0-1 |
| Miami (Fla.) | 2-0 |
| North Carolina | 7-9 |
| North Carolina State | 11-19 |
| Virginia | 2-3 |
| Virginia Tech | 15-6 |
| Wake Forest | 2-1 |

| Big West | 3-1 |
|-----------------|------------|
| School | Record |
| Hawaii | 3-0 |
| UC Davis | 0-1 |

| Mid-American | 11-0 |
|---------------------|-------------|
| School | Record |
| Akron | 1-0 |
| Bowling Green | 1-0 |
| Buffalo | 1-0 |
| Eastern Michigan | 1-0 |
| Northern Illinois | 3-0 |
| Ohio | 4-0 |

| Southern | 69-19 |
|-----------------------|--------------|
| School | Record |
| Appalachian State | 11-4 |
| Chattanooga | 1-0 |
| College of Charleston | 14-9 |
| Davidson | 2-0 |
| Elon | 0-2 |
| Furman | 11-1 |
| Georgia Southern | 17-2 |
| UNC Greensboro | 2-1 |
| Samford | 1-0 |
| Western Carolina | 4-0 |
| Wofford | 6-0 |

11-12 Review

| Atlantic Sun | 23-3 |
|----------------------|-------------|
| School | Record |
| East Tennessee State | 10-1 |
| Jacksonville | 2-0 |
| Mercer | 6-2 |
| Stetson | 4-0 |
| USC Upstate | 1-0 |

| Colonial Athletic | 22-13 |
|--------------------------|--------------|
| School | Record |
| Drexel | 1-0 |
| George Mason | 2-0 |
| Georgia State | 7-0 |
| Hofstra | 0-1 |
| James Madison | 0-2 |
| Old Dominion | 6-9 |
| UNC Wilmington | 4-0 |

| Mid-Eastern Athletic | 35-9 |
|-----------------------------|-------------|
| School | Record |
| Bethune-Cookman | 1-0 |
| Florida A&M | 6-0 |
| North Carolina A&T | 2-0 |
| Savannah State | 3-0 |
| South Carolina State | 23-9 |

| Southland | 1-0 |
|-------------------|------------|
| School | Record |
| Stephen F. Austin | 1-0 |

Records

| Big 12 | 2-6 |
|---------------|------------|
| School | Record |
| Kansas State | 1-1 |
| Oklahoma | 0-3 |
| Texas | 0-2 |
| Texas Tech | 1-0 |

| Conference USA | 65-17 |
|-----------------------|--------------|
| School | Record |
| Central Florida | 2-0 |
| East Carolina | 14-1 |
| Marshall | 3-1 |
| Memphis | 16-5 |
| Rice | 1-1 |
| SMU | 2-1 |
| Southern Miss | 11-8 |
| Tulane | 12-0 |
| UAB | 3-0 |
| UTEP | 1-0 |

| Missouri Valley | 3-0 |
|------------------------|------------|
| School | Record |
| Drake | 3-0 |

| Southwestern Athletic | 4-0 |
|------------------------------|------------|
| School | Record |
| Alabama A&M | 2-0 |
| Alcorn State | 1-0 |
| Jackson State | 1-0 |

History

| Big East | 43-14 |
|-----------------|--------------|
| School | Record |
| Cincinnati | 19-1 |
| Connecticut | 0-2 |
| DePaul | 2-2 |
| Louisville | 16-4 |
| Notre Dame | 2-1 |
| Pittsburgh | 2-0 |
| Rutgers | 1-1 |
| Seton Hall | 0-2 |
| Syracuse | 1-1 |

| Great West | 1-0 |
|--------------------|------------|
| School | Record |
| Texas-Pan American | 1-0 |

| Mountain West | 4-3 |
|----------------------|------------|
| School | Record |
| New Mexico | 1-0 |
| Nevada | 1-1 |
| San Diego State | 1-0 |
| UNLV | 1-2 |

| Sun Belt 8-4 | Record |
|------------------------|---------------|
| School | Record |
| Arkansas State | 0-1 |
| Florida Atlantic | 1-0 |
| Florida International | 2-0 |
| Louisiana-Lafayette | 3-1 |
| Middle Tennessee State | 1-2 |
| Western Kentucky | 1-0 |

The University

| Big Sky | 2-0 |
|----------------|------------|
| School | Record |
| Montana State | 1-0 |
| Southern Utah | 1-0 |

| Horizon League | 5-0 |
|-----------------------|------------|
| School | Record |
| Butler | 1-0 |
| Detroit | 1-0 |
| Wisconsin-Milwaukee | 1-0 |
| Wright State | 1-0 |
| Valparaiso | 1-0 |

| New Jersey Athletics | 1-0 |
|-----------------------------|------------|
| School | Record |
| Montclair State | 1-0 |

| Northeast | 2-0 |
|---------------------|------------|
| School | Record |
| Fairleigh Dickinson | 1-0 |
| Saint Francis (Pa.) | 1-0 |

| Ohio Valley | 6-2 |
|--------------------|------------|
| School | Record |
| Austin Peay | 1-0 |
| Morehead State | 1-0 |
| Tennessee Tech | 4-2 |

| West Coast | 1-1 |
|-------------------|------------|
| School | Record |
| Pepperdine | 1-0 |
| San Francisco | 0-1 |

| Pac-12 | 5-8 |
|---------------------|------------|
| School | Record |
| Arizona State | 1-1 |
| California | 1-0 |
| Oregon | 2-0 |
| Southern California | 1-0 |
| Stanford | 0-4 |

| Western Athletic | 1-3 |
|-------------------------|------------|
| School | Record |
| Louisiana Tech | 1-3 |

SERIES HISTORY VS. OPPONENTS

| Akron | | | 1-0 |
|--------------|--------|-------|------------|
| Date | Result | Score | Site |
| 12/01/00 | W | 77-55 | N |

| Alabama | | | 16-15 |
|----------------|--------|-------|--------------|
| Date | Result | Score | Site |
| 2/10/79 | W | 80-62 | H |
| 1/30/80 | W | 58-47 | A |
| 1/20/82 | L | 55-59 | A |
| 3/16/88 | W | 77-63 | H |
| 1/11/92 | L | 74-80 | H |
| 1/9/93 | L | 67-82 | A |
| 1/22/94 | L | 77-94 | H |
| 1/22/95 | L | 62-85 | A |
| 2/22/96 | L | 75-68 | H |
| 2/9/97 | L | 38-87 | A |
| 1/4/98 | L | 54-64 | H |
| 2/27/98 | L | 72-92 | N |
| 2/7/99 | L | 73-87 | A |
| 2/25/99 | L | 71-82 | N |
| 2/17/00 | L | 69-67 | H |
| 1/14/01 | W | 82-67 | A |
| 2/14/02 | W | 69-54 | H |
| 2/9/03 | W | 48-34 | A |
| 1/11/04 | L | 71-74 | A |
| 2/12/04 | W | 77-51 | H |
| 1/20/05 | L | 62-75 | A |
| 2/20/05 | W | 66-57 | H |
| 1/22/06 | W | 67-48 | A |
| 1/14/07 | W | 95-35 | H |
| 1/10/08 | L | 54-65 | A |
| 2/15/09 | W | 68-57 | H |
| 1/10/10 | W | 80-68 | A |
| 1/23/11 | W | 59-48 | H |
| 1/1/12 | W | 68-42 | H |
| 2/19/12 | W | 69-55 | A |
| 3/1/12 | W | 57-38 | N |

| Alabama A&M | | | 2-0 |
|------------------------|--------|-------|------------|
| Date | Result | Score | Site |
| 12/19/07 | W | 88-41 | H |
| 11/14/11 | W | 60-53 | H |

| Alaska-Anchorage | | | 1-0 |
|-------------------------|--------|-------|------------|
| Date | Result | Score | Site |
| 2/26/88 | W | 78-60 | A |

| Alcorn State | | | 1-0 |
|---------------------|--------|-------|------------|
| Date | Result | Score | Site |
| 12/29/02 | W | 96-52 | H |

| Anderson | | | 3-6 |
|-----------------|--------|-------|------------|
| Date | Result | Score | Site |
| 12/2/74 | L | 60-99 | |
| 1/10/75 | W | 74-73 | |
| 1/28/75 | W | 80-63 | |
| 2/7/76 | L | 53-66 | |
| 2/12/76 | L | 60-69 | N |
| 1976 | L | 76-82 | |
| 1/31/77 | L | 65-78 | H |
| 2/24/77 | L | 54-56 | A |
| 2/15/78 | W | 87-64 | H |

| Appalachian State | | | 11-4 |
|--------------------------|--------|-------|-------------|
| Date | Result | Score | Site |
| 1/17/75 | W | 55-53 | |
| 2/19/77 | L | 68-89 | N |
| 2/10/78 | W | 81-59 | N |
| 11/29/82 | W | 95-59 | H |
| 12/5/83 | W | 80-60 | A |
| 12/16/87 | L | 66-68 | H |
| 12/3/88 | W | 98-64 | A |
| 12/4/93 | L | 72-78 | N |
| 12/30/94 | L | 64-70 | N |
| 2/7/95 | W | 98-79 | H |
| 1/31/96 | W | 78-77 | A |
| 1/15/97 | W | 76-63 | H |
| 11/19/97 | W | 77-61 | A |
| 11/24/03 | W | 82-66 | H |
| 3/16/11 | W | 67-54 | H |

| Arizona State | | | 1-1 |
|----------------------|--------|-------|------------|
| Date | Result | Score | Site |
| 12/20/95 | W | 83-71 | N |
| 12/4/99 | L | 61-56 | N |

| Arkansas | | | 9-17 |
|-----------------|--------|------------|-------------|
| Date | Result | Score | Site |
| 2/1/92 | L | 51-58 | A |
| 1/30/93 | W | 76-51 | H |
| 2/12/94 | L | 77-87 | A |
| 2/11/95 | L | 62-63 | H |
| 3/3/95 | L | 70-80 | N |
| 1/21/96 | L | 58-66 | A |
| 1/18/97 | L | 71-82 | H |
| 1/24/98 | L | 67-86 | A |
| 1/24/99 | L | 80-88 | H |
| 1/27/00 | L | 87-79 | A |
| 1/2/01 | W | 82-67 | H |
| 1/13/02 | W | 91-66 | H |
| 1/27/02 | L | 46-74 | A |
| 3/1/02 | L | 61-79 | N |
| 1/12/03 | L | 58-67 | A |
| 2/16/03 | W | 83-59 | H |
| 1/18/04 | L | 52-66 | H |
| 1/23/05 | L | 49-61 | A |
| 1/29/06 | W | 61-52 | H |
| 2/8/07 | W | 74-69 | A |
| 2/3/08 | W | 59-50 | H |
| 2/12/09 | L | 54-58 | A |
| 2/14/10 | L | 68-72 | H |
| 2/6/11 | W | 64-62 (OT) | A |
| 2/9/12 | L | 47-68 | A |
| 2/26/12 | W | 53-47 | H |

| Arkansas State | | | 0-1 |
|-----------------------|--------|-------|------------|
| Date | Result | Score | Site |
| 12/29/94 | L | 72-81 | N |

| Auburn | | | 15-21 |
|---------------|--------|-------|--------------|
| Date | Result | Score | Site |
| 1/12/80 | W | 77-50 | A |
| 2/16/81 | W | 91-69 | H |
| 1/11/82 | L | 50-65 | A |
| 2/5/83 | L | 38-56 | A |
| 1/30/84 | W | 65-64 | H |
| 1/9/85 | L | 50-61 | H |
| 11/28/87 | L | 52-88 | N |

| | | | |
|----------|---|-------|---|
| 11/28/89 | L | 61-78 | A |
| 12/29/90 | W | 83-76 | H |
| 3/1/92 | L | 44-71 | A |
| 2/27/93 | W | 59-47 | H |
| 1/05/94 | W | 64-55 | A |
| 1/3/95 | L | 43-77 | H |
| 12/10/95 | L | 50-56 | A |
| 2/19/97 | L | 51-81 | H |
| 1/1/98 | L | 65-70 | A |
| 1/3/99 | L | 50-62 | H |
| 1/9/00 | L | 73-50 | A |
| 2/3/00 | L | 71-62 | H |
| 1/7/01 | W | 66-49 | H |
| 2/1/01 | W | 71-65 | A |
| 2/21/02 | L | 49-67 | A |
| 2/23/03 | W | 65-64 | H |
| 2/15/04 | L | 58-69 | A |
| 2/6/05 | L | 47-56 | H |
| 2/16/06 | W | 58-46 | A |
| 3/2/06 | L | 48-64 | N |
| 2/15/07 | W | 70-61 | H |
| 3/1/07 | W | 65-63 | N |
| 2/17/08 | L | 72-83 | A |
| 1/8/09 | L | 76-80 | H |
| 1/17/10 | W | 63-49 | H |
| 2/4/10 | W | 61-58 | A |
| 1/30/11 | L | 47-54 | A |
| 2/20/11 | W | 65-49 | H |
| 1/19/12 | L | 49-53 | A |

| Austin Peay | | | 1-0 |
|--------------------|--------|-------|------------|
| Date | Result | Score | Site |
| 12/30/93 | W | 90-51 | N |

| Benedict College | | | 2-0 |
|-------------------------|--------|-------|------------|
| Date | Result | Score | Site |
| 2/23/78 | W | 74-44 | N |
| 12/1/78 | W | 86-45 | A |

| Berry | | | 2-0 |
|--------------|--------|-------|------------|
| Date | Result | Score | Site |
| 1/13/78 | W | 90-80 | N |
| 2/19/86 | W | 96-65 | A |

| Bethune-Cookman | | | 1-0 |
|------------------------|--------|-------|------------|
| Date | Result | Score | Site |
| 12/21/05 | W | 87-26 | H |

| Birmingham Southern | | | 1-0 |
|----------------------------|--------|-------|------------|
| Date | Result | Score | Site |
| 12/20/04 | W | 66-40 | H |

| Boston College | | | 1-0 |
|-----------------------|--------|-------|------------|
| Date | Result | Score | Site |
| 11/30/02 | W | 54-51 | N |

| Boston University | | | 0-1 |
|--------------------------|--------|-------|------------|
| Date | Result | Score | Site |
| 12/28/09 | L | 67-68 | N |

| Bowling Green | | | 1-0 |
|----------------------|--------|-------|------------|
| Date | Result | Score | Site |
| 3/14/90 | W | 93-50 | H |

| Brown | | | 1-0 |
|--------------|--------|-------|------------|
| Date | Result | Score | Site |
| 12/29/09 | W | 73-46 | N |

| Buffalo | | | 1-0 |
|----------------|--------|-------|------------|
| Date | Result | Score | Site |
| 11/17/07 | W | 66-54 | H |

| Butler | | | 1-0 |
|---------------|--------|-------|------------|
| Date | Result | Score | Site |
| 12/21/10 | W | 67-54 | H |

| California | | | 1-0 |
|-------------------|--------|-------|------------|
| Date | Result | Score | Site |
| 3/15/79 | W | 62-51 | N |

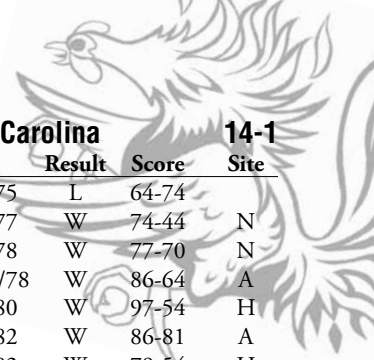
| Campbell | | | 3-0 |
|-----------------|--------|-------|------------|
| Date | Result | Score | Site |
| 1/31/95 | W | 76-71 | H |
| 12/4/95 | W | 82-59 | H |
| 11/23/96 | W | 65-46 | A |

| Central Florida | | | 2-0 |
|------------------------|--------|-------|------------|
| Date | Result | Score | Site |
| 2/17/86 | W | 90-67 | H |
| 11/28/98 | W | 80-70 | H |

| Charleston Southern | | | 6-0 |
|----------------------------|--------|-------|------------|
| Date | Result | Score | Site |
| 12/6/91 | W | 86-26 | A |
| 12/7/92 | W | 75-43 | H |
| 2/16/99 | W | 78-74 | H |
| 1/5/00 | W | 73-38 | H |
| 12/4/07 | W | 72-26 | H |
| 12/1/10 | W | 75-53 | H |

| Charlotte | | | 16-6 |
|------------------|--------|------------|-------------|
| Date | Result | Score | Site |
| 2/23/83 | L | 72-77 | A |
| 2/27/84 | W | 79-63 | H |
| 1/18/86 | W | 76-58 | H |
| 12/2/86 | L | 55-61 | A |
| 12/12/87 | W | 73-63 | H |
| 12/8/88 | W | 89-71 | A |
| 1/9/92 | L | 52-69 | H |
| 2/10/93 | W | 62-52 | A |
| 2/23/94 | W | 74-65 | H |
| 2/15/95 | L | 60-73 | A |
| 2/7/96 | W | 80-68 | H |
| 1/22/97 | W | 60-39 | A |
| 2/17/98 | W | 78-71 | H |
| 11/21/98 | W | 85-71 | A |
| 11/19/99 | W | 67-61 | H |
| 12/28/00 | W | 61-43 | A |
| 12/28/01 | W | 72-53 | H |
| 12/14/03 | W | 84-67 | A |
| 11/30/04 | L | 72-78 | H |
| 12/21/08 | W | 78-76 | H |
| 11/16/09 | W | 70-66 (OT) | A |
| 3/20/11 | L | 57-69 | H |

SERIES HISTORY VS. OPPONENTS



Introduction

Chattanooga 1-0

| Date | Result | Score | Site |
|---------|--------|-------|------|
| 3/23/03 | W | 68-54 | N |

Cheyney State 1-1

| Date | Result | Score | Site |
|---------|--------|-------|------|
| 1/9/80 | L | 57-60 | A |
| 1/21/85 | W | 73-60 | H |

Cincinnati 19-1

| Date | Result | Score | Site |
|---------|--------|---------|------|
| 1/17/84 | L | 77-80 | A |
| 2/12/84 | W | 112-102 | H |
| 1/24/85 | W | 78-77 | A |
| 2/9/85 | W | 80-65 | H |
| 1/25/86 | W | 67-63 | H |
| 2/10/86 | W | 80-56 | A |
| 3/3/86 | W | 61-48 | H |
| 1/9/87 | W | 86-57 | H |
| 2/7/87 | W | 69-60 | A |
| 3/5/87 | W | 77-46 | N |
| 1/11/88 | W | 71-44 | A |
| 2/8/88 | W | 55-53 | H |
| 1/16/89 | W | 63-61 | A |
| 2/13/89 | W | 58-48 | H |
| 3/10/89 | W | 63-60 | N |
| 1/13/90 | W | 81-41 | H |
| 2/10/90 | W | 64-46 | A |
| 1/14/91 | W | 53-47 | H |
| 2/11/91 | W | 81-58 | A |
| 3/18/02 | W | 75-56 | H |

Claflin 4-2

| Date | Result | Score | Site |
|----------|--------|--------|------|
| 12/10/74 | W | 71-67 | |
| 12/7/76 | L | 81-61 | A |
| 1/18/77 | L | 81-88 | H |
| 12/5/77 | W | 81-61 | A |
| 1/24/78 | W | 103-51 | H |
| 2/14/79 | W | 100-63 | H |

Clemson 24-33

| Date | Result | Score | Site |
|----------|--------|-------|------|
| 1/10/76 | L | 61-66 | |
| 2/23/76 | L | 62-73 | |
| 1/22/77 | L | 60-92 | H |
| 2/23/77 | L | 74-80 | A |
| 12/10/77 | W | 69-66 | H |
| 1/7/78 | L | 66-69 | A |
| 1/14/78 | L | 66-79 | A |
| 12/6/78 | W | 77-60 | H |
| 2/3/79 | L | 63-70 | A |
| 3/3/79 | W | 75-74 | N |
| 12/5/79 | L | 73-75 | A |
| 2/2/80 | W | 88-72 | H |
| 3/1/80 | W | 89-55 | N |
| 12/6/80 | [W] L | 86-67 | H |
| 2/7/81 | L | 70-78 | A |
| 3/10/81 | W | 81-64 | A |
| 12/12/81 | W | 82-74 | A |
| 2/6/82 | W | 99-91 | H |
| 12/8/82 | W | 73-58 | H |
| 1/22/83 | L | 73-89 | A |
| 12/3/83 | L | 77-80 | A |
| 2/11/84 | L | 73-81 | H |

| | | | |
|----------|---|-------------|---|
| 12/5/84 | L | 62-70 | H |
| 2/25/85 | L | 61-83 | A |
| 12/7/85 | L | 61-62 | A |
| 2/3/86 | W | 86-72 | H |
| 12/6/86 | W | 74-65 | A |
| 2/11/87 | W | 57-54 | H |
| 1/30/88 | L | 60-62 | H |
| 2/10/88 | L | 62-72 | A |
| 1/26/89 | W | 64-62 | H |
| 1/28/89 | L | 67-74 | A |
| 12/9/89 | W | 82-64 | H |
| 1/8/90 | W | 74-52 | H |
| 12/8/90 | L | 40-73 | H |
| 1/16/91 | W | 75-62 | H |
| 2/12/92 | L | 69-81 | A |
| 2/3/93 | W | 55-54 | H |
| 2/16/94 | L | 75-90 | A |
| 12/8/94 | W | 79-73 | H |
| 2/5/96 | L | 57-75 | A |
| 12/18/96 | L | 60-66 | H |
| 11/25/97 | L | 59-73 | A |
| 12/17/98 | L | 67-84 | H |
| 11/29/99 | L | 65-46 | A |
| 11/29/00 | L | 43-56 | H |
| 11/28/01 | L | 63-71 | A |
| 11/22/02 | W | 72-58 | H |
| 11/21/03 | L | 99-103 (OT) | A |
| 12/3/04 | L | 79-87 (OT) | H |
| 1/2/06 | W | 77-46 | A |
| 11/20/06 | W | 80-48 | H |
| 12/22/07 | W | 64-43 | A |
| 11/19/08 | L | 45-52 | H |
| 11/19/09 | L | 92-94 (2OT) | A |
| 11/18/10 | W | 73-59 | H |
| 11/17/11 | W | 65-48 | A |

Coastal Carolina 7-0

| Date | Result | Score | Site |
|----------|--------|-------|------|
| 2/28/75 | W | 66-47 | N |
| 1/5/91 | W | 86-51 | A |
| 2/22/95 | W | 89-53 | H |
| 1/16/96 | W | 92-39 | H |
| 12/19/99 | W | 67-57 | H |
| 12/18/01 | W | 94-34 | H |
| 12/29/04 | W | 70-50 | H |

College of Charleston 14-9

| Date | Result | Score | Site |
|----------|--------|--------|------|
| 12/6/74 | W | 86-74 | |
| 2/12/75 | L | 55-59 | |
| 1/26/76 | L | 93-116 | |
| 1976 | L | 56-65 | |
| 1976 | L | 70-74 | |
| 1/11/77 | L | 68-94 | A |
| 2/26/77 | L | 61-80 | H |
| 12/22/77 | L | 61-62 | N |
| 2/6/78 | W | 82-69 | A |
| 2/11/78 | L | 63-68 | N |
| 2/18/78 | W | 69-64 | H |
| 2/25/78 | W | 85-81 | N |
| 3/4/78 | W | 84-80 | N |
| 12/15/78 | W | 79-63 | H |
| 2/7/79 | W | 73-51 | A |
| 12/7/91 | L | 63-66 | A |
| 12/1/92 | W | 72-78 | H |

| | | | |
|----------|---|--------|---|
| 1/3/94 | W | 106-72 | H |
| 12/20/96 | W | 74-54 | H |
| 11/24/02 | W | 83-54 | H |
| 1/28/04 | W | 84-61 | A |
| 1/13/05 | W | 67-37 | H |
| 11/23/11 | W | 59-40 | H |

Columbia College 2-0

| Date | Result | Score | Site |
|---------|--------|--------|------|
| 1/24/77 | W | 87-61 | A |
| 1978 | W | 119-70 | A |

Connecticut 0-2

| Date | Result | Score | Site |
|----------|--------|-------|------|
| 12/17/07 | L | 39-97 | A |
| 12/28/08 | L | 48-77 | H |

Cornell 1-0

| Date | Result | Score | Site |
|----------|--------|-------|------|
| 12/30/96 | W | 60-56 | N |

Davidson 2-0

| Date | Result | Score | Site |
|----------|--------|-------|------|
| 2/6/75 | W | 75-48 | |
| 11/24/08 | W | 68-47 | H |

DePaul 2-2

| Date | Result | Score | Site |
|---------|--------|-------|------|
| 1/13/82 | L | 72-80 | A |
| 3/2/83 | W | 79-58 | H |
| 12/5/89 | L | 58-63 | H |
| 3/1/89 | W | 85-56 | H |

Detroit 1-0

| Date | Result | Score | Site |
|---------|--------|-------|------|
| 12/3/82 | W | 75-47 | A |

District of Columbia 1-0

| Date | Result | Score | Site |
|---------|--------|-------|------|
| 2/23/81 | W | 97-63 | H |

Drake 3-0

| Date | Result | Score | Site |
|----------|--------|-------|------|
| 3/17/79 | W | 74-71 | N |
| 11/27/87 | W | 78-49 | N |
| 3/23/02 | W | 79-65 | N |

Drexel 1-0

| Date | Result | Score | Site |
|----------|--------|-------|------|
| 12/28/11 | W | 62-58 | A |

Duke 1-1

| Date | Result | Score | Site |
|----------|--------|------------|------|
| 11/25/01 | W | 87-81 (OT) | A |
| 3/25/02 | L | 68-77 | N |

Duquesne 1-1

| Date | Result | Score | Site |
|----------|--------|-------|------|
| 12/10/00 | L | 65-67 | A |
| 11/30/01 | W | 75-61 | H |

East Carolina 14-1

| Date | Result | Score | Site |
|----------|--------|-------|------|
| 2/15/75 | L | 64-74 | |
| 2/18/77 | W | 74-44 | N |
| 3/11/78 | W | 77-70 | N |
| 12/11/78 | W | 86-64 | A |
| 1/26/80 | W | 97-54 | H |
| 2/27/82 | W | 86-81 | A |
| 3/14/82 | W | 79-54 | H |
| 1/28/84 | W | 67-51 | H |
| 2/25/84 | W | 64-55 | A |
| 12/15/84 | W | 68-54 | H |
| 1/2/85 | W | 83-61 | A |
| 11/28/86 | W | 61-55 | N |
| 1/4/88 | W | 71-53 | H |
| 2/27/89 | W | 84-59 | A |
| 1/19/98 | W | 67-60 | H |

East Tennessee State 10-1

| Date | Result | Score | Site |
|----------|--------|--------|------|
| 1/19/80 | W | 103-60 | H |
| 1/18/82 | W | 64-63 | H |
| 2/14/83 | L | 59-70 | A |
| 12/28/91 | W | 79-54 | N |
| 1/7/92 | W | 75-65 | A |
| 1/27/93 | W | 86-53 | H |
| 1/26/94 | W | 93-83 | A |
| 1/18/95 | W | 81-67 | H |
| 1/8/97 | W | 75-71 | H |
| 12/19/00 | W | 117-71 | H |
| 11/12/06 | W | 78-53 | H |

Eastern Michigan 1-0

| Date | Result | Score | Site |
|---------|--------|-------|------|
| 3/17/12 | W | 80-48 | N |

Elon 0-2

| Date | Result | Score | Site |
|--------|--------|-------|------|
| 2/5/75 | L | 79-90 | |
| 3/6/75 | L | 77-82 | A |

Erskine 1-0

| Date | Result | Score | Site |
|--------|--------|-------|------|
| 3/3/77 | W | 73-71 | N |

Fairleigh Dickinson 1-0

| Date | Result | Score | Site |
|----------|--------|--------|------|
| 12/31/94 | W | 109-86 | N |

Federal City 1-0

| Date | Result | Score | Site |
|---------|--------|-------|------|
| 1/17/76 | W | 86-72 | |

Florida 10-20

| Date | Result | Score | Site |
|---------|--------|-------|------|
| 12/1/79 | W | 93-50 | A |
| 1/21/81 | W | 86-48 | H |
| 2/8/92 | W | 66-50 | A |
| 2/6/93 | L | 53-74 | H |
| 2/20/94 | L | 68-80 | A |
| 2/18/95 | L | 49-69 | H |
| 1/14/96 | L | 51-70 | A |
| 3/1/96 | L | 48-65 | N |
| 1/12/97 | L | 62-66 | H |

Staff

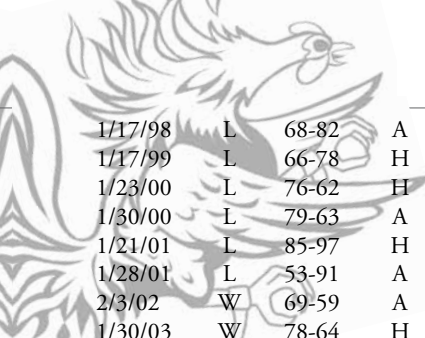
Players

11-12 Review

Records

History

The University



SERIES HISTORY VS. OPPONENTS

| | | | |
|---------|---|-------|---|
| 1/17/98 | L | 68-82 | A |
| 1/17/99 | L | 66-78 | H |
| 1/23/00 | L | 76-62 | H |
| 1/30/00 | L | 79-63 | A |
| 1/21/01 | L | 85-97 | H |
| 1/28/01 | L | 53-91 | A |
| 2/3/02 | W | 69-59 | A |
| 1/30/03 | W | 78-64 | H |
| 1/22/04 | L | 56-61 | A |
| 1/16/05 | L | 57-67 | H |
| 2/12/06 | W | 81-63 | A |
| 1/25/07 | W | 79-51 | H |
| 1/27/08 | L | 57-60 | H |
| 2/24/08 | W | 69-65 | A |
| 3/6/08 | L | 57-71 | N |
| 1/15/09 | L | 63-77 | H |
| 2/22/09 | L | 66-82 | A |
| 1/24/10 | L | 56-59 | A |
| 1/9/11 | L | 63-65 | H |
| 1/8/12 | W | 49-44 | A |
| 2/12/12 | W | 62-58 | H |

| Florida A&M | | | | 6-0 |
|------------------------|--------|--------|------|------------|
| Date | Result | Score | Site | |
| 2/4/81 | W | 100-51 | H | |
| 11/13/98 | W | 78-51 | A | |
| 11/22/99 | W | 73-51 | H | |
| 12/30/01 | W | 82-29 | H | |
| 11/29/03 | W | 96-66 | H | |
| 12/14/04 | W | 88-55 | H | |

| Florida Atlantic | | | | 1-0 |
|-------------------------|--------|-------|------|------------|
| Date | Result | Score | Site | |
| 12/15/99 | W | 98-60 | H | |

| Florida International | | | | 2-0 |
|------------------------------|--------|-------|------|------------|
| Date | Result | Score | Site | |
| 2/27/83 | W | 87-73 | A | |
| 11/25/07 | W | 82-66 | A | |

| Florida State | | | | 16-2 |
|----------------------|--------|--------|------|-------------|
| Date | Result | Score | Site | |
| 2/12/78 | W | 115-52 | N | |
| 11/29/79 | W | 93-68 | A | |
| 1/29/81 | W | 69-57 | H | |
| 1/27/82 | W | 82-81 | A | |
| 2/6/84 | W | 69-62 | H | |
| 1/19/85 | W | 70-61 | A | |
| 1/2/86 | W | 81-57 | H | |
| 1/19/87 | W | 63-56 | A | |
| 2/16/87 | W | 64-61 | H | |
| 1/25/88 | W | 85-55 | A | |
| 2/22/88 | W | 96-86 | H | |
| 1/23/89 | W | 99-82 | H | |
| 2/20/89 | W | 76-68 | A | |
| 1/22/90 | W | 75-72 | H | |
| 3/1/90 | W | 75-59 | A | |
| 1/21/91 | L | 60-69 | H | |
| 2/4/91 | W | 92-91 | A | |
| 3/6/91 | L | 53-54 | N | |

| Fordham | | | | 1-0 |
|----------------|--------|-------|------|------------|
| Date | Result | Score | Site | |
| 12/3/06 | W | 77-38 | H | |

| Francis Marion | | | | 11-6 |
|-----------------------|--------|-------|------|-------------|
| Date | Result | Score | Site | |
| 12/7/74 | W | 86-54 | | |
| 1/10/75 | W | 75-51 | | |
| 1/14/75 | W | 62-50 | | |
| 1/22/75 | W | 70-63 | | |
| 1/28/76 | L | 77-78 | | |
| 2/18/76 | L | 74-91 | | |
| 1976 | W | 79-65 | | |
| 1/12/77 | L | 58-74 | H | |
| 2/21/77 | L | 85-92 | A | |
| 3/4/77 | L | 61-65 | N | |
| 1/28/78 | W | 64-57 | H | |
| 2/13/78 | W | 75-73 | A | |
| 2/24/78 | W | 68-64 | N | |
| 1/17/79 | W | 69-58 | H | |
| 2/5/79 | W | 69-62 | A | |
| 2/7/83 | W | 95-89 | H | |
| 2/20/84 | L | 72-73 | A | |

| Furman | | | | 11-1 |
|---------------|--------|--------|------|-------------|
| Date | Result | Score | Site | |
| 1/31/76 | W | 79-59 | A | |
| 1/29/77 | W | 111-68 | H | |
| 3/2/87 | W | 81-63 | H | |
| 2/18/88 | W | 83-64 | A | |
| 1/22/92 | W | 60-53 | H | |
| 1/20/93 | W | 56-49 | A | |
| 2/2/94 | W | 77-74 | H | |
| 1/25/95 | L | 84-101 | A | |
| 11/27/95 | W | 92-54 | H | |
| 11/23/97 | W | 84-57 | H | |
| 11/16/01 | W | 94-74 | H | |
| 12/11/11 | W | 72-33 | H | |

| George Mason | | | | 2-0 |
|---------------------|--------|-------|------|------------|
| Date | Result | Score | Site | |
| 1/20/99 | W | 73-70 | A | |
| 1/2/00 | W | 62-48 | H | |

| Georgia | | | | 7-32 |
|----------------|--------|-------|------|-------------|
| Date | Result | Score | Site | |
| 2/13/76 | L | 60-62 | N | |
| 2/9/78 | W | 71-49 | N | |
| 1/30/82 | L | 75-82 | A | |
| 1/22/83 | L | 72-74 | H | |
| 1/22/86 | L | 70-93 | A | |
| 1/2/87 | L | 56-69 | H | |
| 2/3/88 | L | 60-82 | A | |
| 1/12/89 | L | 73-82 | H | |
| 12/30/89 | L | 64-76 | N | |
| 2/15/90 | L | 57-72 | A | |
| 12/11/90 | L | 56-74 | H | |
| 1/18/92 | L | 62-63 | A | |
| 1/16/93 | W | 77-57 | H | |
| 1/29/94 | L | 76-80 | A | |
| 1/29/95 | L | 58-80 | H | |
| 2/11/96 | L | 79-61 | A | |
| 2/01/97 | L | 35-78 | H | |
| 2/4/98 | L | 61-80 | A | |
| 2/3/99 | L | 58-62 | H | |
| 2/10/00 | L | 61-84 | A | |
| 2/8/01 | L | 55-92 | H | |
| 1/10/02 | W | 71-64 | A | |
| 2/7/02 | W | 64-59 | H | |

| | | | |
|---------|---|------------|---|
| 1/19/03 | L | 59-67 | H |
| 2/13/03 | L | 91-97 (OT) | A |
| 2/22/04 | L | 50-73 | H |
| 3/4/04 | L | 42-73 | N |
| 2/10/05 | L | 51-67 | A |
| 1/26/06 | L | 65-74 | H |
| 2/11/07 | L | 57-81 | A |
| 2/28/08 | L | 41-55 | H |
| 1/11/09 | L | 63-69 | A |
| 2/7/10 | W | 52-42 | A |
| 2/25/10 | L | 49-65 | H |
| 1/2/11 | L | 51-61 | A |
| 1/27/11 | W | 57-48 | H |
| 3/4/11 | L | 34-66 | N |
| 2/16/12 | L | 59-61 | H |
| 3/2/12 | W | 59-55 | N |

| Georgia Southern | | | | 17-2 |
|-------------------------|--------|--------|------|-------------|
| Date | Result | Score | Site | |
| 12/3/77 | W | 74-59 | A | |
| 1/25/78 | W | 87-65 | H | |
| 12/9/78 | W | 113-51 | H | |
| 11/28/79 | W | 72-69 | A | |
| 12/3/80 | [W] L | 91-51 | H | |
| 2/1/82 | W | 84-64 | H | |
| 2/1/84 | W | 83-61 | H | |
| 2/4/85 | W | 81-61 | A | |
| 11/29/86 | W | 68-51 | A | |
| 12/8/86 | W | 64-60 | H | |
| 12/19/87 | W | 76-72 | A | |
| 12/12/88 | W | 89-68 | H | |
| 12/1/90 | W | 82-52 | H | |
| 2/4/92 | W | 67-24 | H | |
| 12/6/93 | W | 89-86 | H | |
| 1/10/95 | W | 79-74 | A | |
| 12/18/99 | W | 80-59 | H | |
| 12/3/02 | W | 75-54 | H | |
| 11/29/05 | L | 66-73 | H | |

| Georgia State | | | | 7-0 |
|----------------------|--------|-------|------|------------|
| Date | Result | Score | Site | |
| 12/17/77 | W | 96-69 | H | |
| 2/4/78 | W | 60-45 | A | |
| 2/17/82 | W | 77-47 | H | |
| 1/29/83 | W | 85-68 | A | |
| 2/28/87 | W | 96-66 | H | |
| 12/19/91 | W | 57-56 | N | |
| 12/29/93 | W | 79-47 | N | |

| Hartford | | | | 1-0 |
|-----------------|--------|-------|------|------------|
| Date | Result | Score | Site | |
| 3/18/07 | W | 81-40 | H | |

| Harvard | | | | 1-0 |
|----------------|--------|-------|------|------------|
| Date | Result | Score | Site | |
| 12/19/97 | W | 72-69 | H | |

| Hawaii | | | | 3-0 |
|---------------|--------|-------|------|------------|
| Date | Result | Score | Site | |
| 12/3/81 | W | 89-52 | A | |
| 12/4/81 | W | 74-46 | A | |
| 11/25/90 | W | 81-61 | A | |

| High Point | | | | 4-1 |
|-------------------|--------|-------|------|------------|
| Date | Result | Score | Site | |
| 12/22/78 | L | 68-69 | N | |
| 11/18/05 | W | 71-35 | H | |
| 12/20/06 | W | 87-49 | H | |
| 12/5/08 | W | 81-61 | H | |
| 12/2/09 | W | 70-52 | H | |

| Hofstra | | | | 0-1 |
|----------------|--------|-------|------|------------|
| Date | Result | Score | Site | |
| 3/21/07 | L | 59-64 | H | |

| Holy Cross | | | | 1-1 |
|-------------------|--------|-------|------|------------|
| Date | Result | Score | Site | |
| 11/27/88 | W | 80-75 | N | |
| 12/28/92 | L | 66-74 | N | |

| Illinois | | | | 2-1 |
|-----------------|--------|-------|------|------------|
| Date | Result | Score | Site | |
| 11/23/07 | L | 58-91 | N | |
| 11/15/10 | W | 61-48 | H | |
| 11/11/11 | W | 71-52 | A | |

| Indiana | | | | 3-1 |
|----------------|--------|-------|------|------------|
| Date | Result | Score | Site | |
| 12/29/83 | W | 83-76 | H | |
| 11/30/84 | W | 74-67 | A | |
| 11/24/99 | W | 95-79 | A | |
| 11/22/00 | L | 58-69 | H | |

| Iowa | | | | 1-0 |
|-------------|--------|-------|------|------------|
| Date | Result | Score | Site | |
| 12/29/89 | W | 82-76 | N | |

| Jackson State | | | | 1-0 |
|----------------------|--------|-------|------|------------|
| Date | Result | Score | Site | |
| 12/7/07 | W | 82-49 | H | |

| Jacksonville | | | | 2-0 |
|---------------------|--------|-------|------|------------|
| Date | Result | Score | Site | |
| 11/27/04 | W | 79-54 | H | |
| 12/30/08 | W | 58-50 | H | |

| James Madison | | | | 0-2 |
|----------------------|--------|-------|------|------------|
| Date | Result | Score | Site | |
| 3/7/75 | L | 61-71 | N | |
| 2/11/77 | L | 54-73 | N | |

| Kansas State | | | | 1-1 |
|---------------------|--------|-------|------|------------|
| Date | Result | Score | Site | |
| 12/20/80 | [W] L | 82-62 | N | |
| 11/29/81 | W | 81-65 | A | |

| Kentucky | | | | 18-30 |
|-----------------|--------|-------|------|--------------|
| Date | Result | Score | Site | |
| 1/10/79 | W | 66-41 | A | |
| 1/3/80 | W | 84-61 | H | |
| 1/24/81 | L | 65-70 | A | |
| 3/14/81 | L | 69-87 | N | |
| 2/13/82 | W | 91-81 | H | |
| 3/19/82 | L | 69-73 | N | |
| 2/2/83 | L | 77-89 | A | |
| 12/10/83 | L | 69-77 | H | |

Introduction

Staff

Players

11-12 Review

Records

History

The University

SERIES HISTORY VS. OPPONENTS



Introduction

Staff

Players

11-12 Review

Records

History

The University

| | | | |
|---------|---|-------|---|
| 12/1/84 | L | 62-75 | A |
| 12/3/91 | L | 63-75 | H |
| 12/9/92 | L | 55-76 | A |
| 1/8/94 | L | 63-82 | H |
| 3/4/94 | L | 80-83 | N |
| 1/7/95 | L | 67-85 | A |
| 1/24/96 | W | 66-53 | A |
| 2/24/96 | W | 76-65 | H |
| 1/29/97 | W | 68-59 | H |
| 2/22/97 | L | 52-76 | A |
| 2/8/98 | L | 73-87 | A |
| 2/21/98 | W | 67-65 | H |
| 2/11/99 | L | 76-78 | H |
| 2/21/99 | L | 65-93 | A |
| 2/13/00 | L | 73-71 | A |
| 2/20/00 | W | 64-51 | H |
| 2/11/01 | W | 70-62 | H |
| 2/18/01 | L | 59-61 | A |
| 1/20/02 | W | 78-49 | H |
| 2/10/02 | W | 74-73 | A |
| 2/2/03 | W | 49-46 | A |
| 2/27/03 | W | 97-51 | H |
| 1/25/04 | L | 61-75 | H |
| 2/26/04 | L | 54-71 | A |
| 1/30/05 | L | 50-66 | A |
| 2/24/05 | W | 60-47 | H |
| 1/8/06 | L | 60-72 | A |
| 2/9/06 | L | 71-75 | H |
| 1/4/07 | L | 55-59 | A |
| 1/28/07 | W | 66-56 | H |
| 1/24/08 | L | 62-66 | H |
| 3/2/08 | W | 65-57 | A |
| 2/5/09 | L | 47-61 | A |
| 3/1/09 | L | 53-70 | H |
| 1/14/10 | W | 79-71 | H |
| 2/21/10 | L | 50-71 | A |
| 1/13/11 | L | 48-66 | A |
| 2/10/11 | W | 66-61 | H |
| 1/15/12 | L | 58-66 | H |
| 2/23/12 | L | 50-53 | A |

| | | | |
|------------------------|---------------|--------------|-------------|
| 1/08/82 | L | 58-71 | H |
| 1/15/83 | L | 54-94 | A |
| Louisville 16-4 | | | |
| Date | Result | Score | Site |
| 1/17/80 | W | 98-43 | H |
| 1/27/80 | W | 80-62 | A |
| 2/4/84 | L | 63-66 | H |
| 2/22/84 | L | 74-79 | A |
| 1/25/85 | W | 73-72 | A |
| 2/7/85 | W | 90-73 | H |
| 1/27/86 | W | 83-77 | H |
| 2/8/86 | W | 80-67 | A |
| 1/12/87 | L | 68-69 | H |
| 2/9/87 | W | 52-51 | A |
| 1/13/88 | W | 57-55 | A |
| 2/6/88 | W | 55-45 | H |
| 1/14/89 | W | 81-74 | A |
| 2/18/89 | W | 89-59 | H |
| 1/15/90 | W | 65-52 | H |
| 2/12/90 | W | 74-64 | A |
| 3/9/90 | W | 80-60 | N |
| 1/12/91 | W | 75-67 | H |
| 2/9/91 | W | 66-62 | H |
| 11/29/91 | L | 47-74 | N |

| | | | |
|-------------------------|---------------|--------------|-------------|
| Loyola (Md.) 0-1 | | | |
| Date | Result | Score | Site |
| 12/29/96 | L | 65-86 | N |

| | | | |
|-----------------|---------------|--------------|-------------|
| LSU 4-22 | | | |
| Date | Result | Score | Site |
| 1/4/92 | L | 57-62 | A |
| 1/2/93 | W | 66-56 | H |
| 1/15/94 | W | 90-82 | A |
| 1/14/95 | L | 78-90 | H |
| 2/17/96 | L | 62-78 | H |
| 2/15/97 | L | 66-73 | A |
| 12/4/97 | L | 56-75 | A |
| 2/14/98 | L | 67-86 | H |
| 2/26/98 | W | 76-61 | N |
| 12/1/98 | L | 73-88 | H |
| 2/14/99 | L | 63-80 | A |
| 2/27/00 | L | 70-55 | A |
| 2/25/01 | L | 72-83 | H |
| 2/17/02 | L | 62-72 | A |
| 2/6/03 | L | 66-69 | H |
| 2/1/04 | L | 62-82 | A |
| 2/13/05 | L | 36-66 | H |
| 1/12/06 | L | 46-79 | A |
| 2/4/07 | L | 46-49 | H |
| 1/31/08 | L | 37-67 | A |
| 1/29/09 | L | 56-63 | H |
| 1/3/10 | L | 58-70 | H |
| 1/21/10 | L | 52-69 | A |
| 1/6/11 | W | 63-61 | H |
| 2/24/11 | L (OT) | 51-54 | A |
| 1/12/12 | L | 48-58 | A |

| | | | |
|------------------|---------------|--------------|-------------|
| Maine 1-0 | | | |
| Date | Result | Score | Site |
| 11/30/91 | W | 56-53 | A |

| | | | |
|-------------------|---------------|--------------|-------------|
| Marist 1-0 | | | |
| Date | Result | Score | Site |
| 12/18/95 | W | 95-40 | N |

| | | | |
|---------------------|---------------|--------------|-------------|
| Marshall 3-1 | | | |
| Date | Result | Score | Site |
| 1/8/83 | W | 87-62 | H |
| 1/15/84 | L | 80-89 | A |
| 1/7/87 | W | 66-57 | H |
| 3/7/88 | W | 70-58 | A |

| | | | |
|---------------------|---------------|--------------|-------------|
| Maryland 0-1 | | | |
| Date | Result | Score | Site |
| 12/29/97 | L | 60-74 | N |

| | | | |
|---------------------|---------------|--------------|-------------|
| Memphis 16-5 | | | |
| Date | Result | Score | Site |
| 3/10/78 | W | 82-80 | N |
| 2/19/81 | W | 76-73 | A |
| 2/10/82 | W | 92-67 | H |
| 1/10/83 | L | 67-79 | A |
| 2/14/84 | W | 75-59 | H |
| 3/6/84 | L | 60-64 | N |
| 1/30/85 | L | 54-57 | A |
| 1/4/86 | W | 69-62 | H |
| 1/24/87 | W | 78-68 | A |
| 2/14/87 | L | 66-70 | H |
| 1/18/88 | W | 80-62 | H |
| 2/15/88 | L | 69-84 | A |
| 3/12/88 | W | 81-70 | N |
| 1/7/89 | W | 97-72 | H |
| 2/4/89 | W | 81-53 | A |
| 1/27/90 | W | 79-65 | H |
| 2/17/90 | W | 90-55 | H |
| 1/3/91 | W | 80-69 | H |
| 2/18/91 | W | 96-49 | H |
| 2/26/92 | W | 61-50 | H |
| 1/25/93 | W | 73-68 | A |

| | | | |
|-------------------|---------------|--------------|-------------|
| Mercer 6-2 | | | |
| Date | Result | Score | Site |
| 1/11/75 | L | 63-81 | A |
| 12/15/77 | W | 74-64 | A |
| 12/21/77 | W | 76-51 | N |
| 1/15/81 | [W] L | 82-54 | H |
| 1/5/82 | W | 56-50 | A |
| 1/21/83 | W | 92-70 | H |
| 11/26/03 | W | 99-78 | H |
| 11/24/06 | W | 77-30 | H |

| | | | |
|-------------------------|---------------|--------------|-------------|
| Miami (Fla.) 2-0 | | | |
| Date | Result | Score | Site |
| 2/28/83 | W | 66-56 | A |
| 11/28/93 | W | 71-68 | N |

| | | | |
|---------------------|---------------|--------------|-------------|
| Michigan 3-0 | | | |
| Date | Result | Score | Site |
| 2/8/80 | W | 84-50 | N |
| 12/01/94 | W | 82-78 | H |
| 12/01/95 | W | 78-69 | A |

| | | | |
|-----------------------------------|---------------|--------------|-------------|
| Middle Tennessee State 1-2 | | | |
| Date | Result | Score | Site |
| 3/5/86 | L | 77-78 | H |
| 12/16/02 | W | 65-50 | H |
| 12/18/04 | L | 56-69 | A |

| | | | |
|----------------------|---------------|--------------|-------------|
| Minnesota 3-1 | | | |
| Date | Result | Score | Site |
| 11/27/94 | W | 78-75 | A |
| 11/29/95 | W | 73-35 | H |
| 1/3/04 | L | 53-63 | A |
| 12/13/05 | W | 79-61 | H |

| | | | |
|--------------------------|---------------|--------------|-------------|
| Mississippi 15-17 | | | |
| Date | Result | Score | Site |
| 11/25/78 | L | 76-84 | H |
| 12/12/79 | W | 68-52 | A |
| 2/14/81 | W | 87-70 | H |
| 1/25/92 | L | 67-69 | H |
| 1/23/93 | L | 57-81 | A |
| 3/5/93 | L | 57-59 | N |
| 1/11/94 | L | 53-78 | H |
| 2/4/95 | L | 58-91 | A |
| 1/28/96 | W | 69-66 | H |
| 1/25/97 | L | 55-67 | A |
| 1/31/98 | W | 79-72 | H |
| 1/31/99 | L | 56-68 | A |
| 2/6/00 | W | 75-58 | H |
| 2/4/01 | L | 53-69 | A |
| 3/1/01 | L | 68-75 | N |
| 2/4/02 | W | 82-58 | H |
| 3/2/03 | W | 91-68 | A |
| 3/6/03 | W | 79-64 | N |
| 2/5/04 | L | 65-71 | H |
| 2/27/05 | L | 51-57 | A |
| 3/3/05 | L | 50-53 | N |
| 2/19/06 | W | 77-66 | H |
| 1/18/07 | L | 57-76 | A |
| 1/20/08 | L | 61-74 | A |
| 2/10/08 | W | 71-62 | H |
| 1/22/09 | W | 76-67 | A |
| 2/8/09 | L | 65-66 | H |
| 1/28/10 | W | 64-50 | H |
| 3/4/10 | L | 63-64 | N |
| 1/16/11 | W (OT) | 63-58 | A |
| 3/3/11 | W | 62-50 | N |
| 1/26/12 | W | 61-43 | H |

| | | | |
|--------------------------------|---------------|--------------|-------------|
| Mississippi State 11-16 | | | |
| Date | Result | Score | Site |
| 12/29/84 | W | 84-60 | H |
| 1/15/86 | L | 51-57 | A |
| 2/22/92 | L | 42-58 | A |
| 1/7/93 | W | 72-61 | H |
| 12/8/93 | L | 83-97 | A |
| 12/6/94 | W | 63-56 | H |
| 1/3/96 | L | 61-62 | A |
| 1/2/97 | L | 71-81 | H |
| 1/11/98 | L | 62-70 | A |
| 1/10/99 | L | 66-69 | H |
| 1/17/00 | L | 86-73 | A |
| 2/15/01 | W | 76-59 | H |
| 1/6/02 | W | 79-64 | A |
| 1/9/03 | W | 83-79 | H |
| 3/7/03 | L | 75-79 | N |

| | | | |
|-------------------|---------------|--------------|-------------|
| Lander 2-0 | | | |
| Date | Result | Score | Site |
| 12/11/74 | W | 80-61 | A |
| 1/20/75 | W | 94-38 | A |

| | | | |
|--------------------|---------------|--------------|-------------|
| Liberty 1-0 | | | |
| Date | Result | Score | Site |
| 3/16/02 | W | 69-61 | H |

| | | | |
|---------------------|---------------|--------------|-------------|
| Longwood 1-0 | | | |
| Date | Result | Score | Site |
| 2/21/06 | W | 99-48 | H |

| | | | |
|--------------------------------|---------------|--------------|-------------|
| Louisiana-Lafayette 3-1 | | | |
| Date | Result | Score | Site |
| 11/18/01 | W | 72-61 | H |
| 12/18/02 | W | 60-41 | H |
| 12/18/03 | W | 72-59 | H |
| 11/25/06 | L | 68-83 | H |

| | | | |
|---------------------------|---------------|--------------|-------------|
| Louisiana Tech 1-3 | | | |
| Date | Result | Score | Site |
| 3/23/80 | W | 77-69 | N |
| 12/9/80 | [L] L | 70-97 | A |



SERIES HISTORY VS. OPPONENTS

| | | | |
|---------|---|------------|---|
| 2/19/04 | L | 62-72 | A |
| 1/6/05 | L | 48-55 | H |
| 2/5/06 | W | 51-46 | A |
| 2/23/06 | W | 75-47 | H |
| 1/21/07 | L | 73-87 | A |
| 2/25/07 | W | 72-66 (OT) | H |
| 2/21/08 | L | 54-48 | H |
| 2/26/09 | L | 41-58 | A |
| 3/5/09 | L | 39-49 | N |
| 2/11/10 | L | 53-55 | H |
| 2/13/11 | W | 60-53 | A |
| 1/29/12 | W | 69-43 | H |

Missouri 1-0

| Date | Result | Score | Site |
|----------|--------|-------|------|
| 11/24/01 | W | 72-60 | N |

Montana State 1-0

| Date | Result | Score | Site |
|----------|--------|-------|------|
| 11/24/00 | W | 63-52 | N |

Montclair State 1-0

| Date | Result | Score | Site |
|--------|--------|-------|------|
| 1/7/80 | W | 77-64 | A |

Morehead State 1-0

| Date | Result | Score | Site |
|--------|--------|-------|------|
| 3/8/79 | W | 70-64 | N |

Nebraska 0-1

| Date | Result | Score | Site |
|---------|--------|-------|------|
| 12/4/92 | L | 51-63 | N |

Nevada 1-1

| Date | Result | Score | Site |
|----------|--------|-------|------|
| 11/29/97 | L | 63-72 | A |
| 12/3/99 | W | 63-58 | N |

New Hampshire 1-0

| Date | Result | Score | Site |
|----------|--------|-------|------|
| 12/30/97 | W | 75-70 | N |

New Mexico 1-0

| Date | Result | Score | Site |
|---------|--------|-------|------|
| 12/6/03 | W | 69-52 | A |

New Orleans 1-2

| Date | Result | Score | Site |
|---------|--------|-------|------|
| 2/10/83 | W | 77-67 | H |
| 1/8/86 | L | 73-79 | A |
| 1/22/87 | L | 53-54 | H |

North Carolina 7-9

| Date | Result | Score | Site |
|----------|--------|-------|------|
| 1/24/76 | L | 65-75 | |
| 1/20/79 | W | 69-60 | A |
| 2/16/80 | W | 94-62 | H |
| 3/9/81 | W | 83-77 | A |
| 12/14/85 | L | 71-72 | A |
| 1/28/87 | L | 46-67 | H |
| 12/12/87 | L | 73-77 | A |
| 1/4/89 | W | 98-71 | H |
| 1/6/91 | W | 76-69 | N |
| 12/21/00 | L | 68-74 | N |

| | | | |
|----------|---|-------|---|
| 12/20/01 | W | 85-53 | N |
| 12/20/02 | L | 69-78 | N |
| 12/20/03 | L | 53-77 | N |
| 12/20/09 | L | 85-93 | N |
| 12/19/10 | L | 51-75 | N |
| 12/18/11 | W | 79-48 | N |

North Carolina A&T 2-0

| Date | Result | Score | Site |
|----------|--------|--------|------|
| 11/17/06 | W | 117-63 | H |
| 3/21/08 | W | 102-74 | H |

North Carolina State 11-19

| Date | Result | Score | Site |
|----------|--------|-------|------|
| 12/20/77 | L | 73-75 | N |
| 1/21/78 | L | 65-83 | A |
| 3/9/78 | L | 52-77 | N |
| 1/4/79 | L | 60-68 | A |
| 2/17/79 | W | 79-66 | H |
| 3/10/79 | L | 64-67 | N |
| 1/14/80 | W | 78-67 | A |
| 2/26/80 | W | 76-62 | H |
| 3/08/80 | W | 68-55 | H |
| 1/6/81 | [W] L | 78-57 | H |
| 3/6/82 | W | 71-70 | A |
| 12/11/82 | W | 81-76 | H |
| 12/7/83 | L | 74-80 | A |
| 12/2/85 | L | 55-66 | H |
| 12/4/86 | L | 42-63 | A |
| 1/2/88 | L | 68-71 | H |
| 2/15/89 | W | 67-62 | A |
| 1/31/90 | L | 65-90 | H |
| 11/24/90 | L | 58-62 | N |
| 1/31/91 | L | 59-72 | A |
| 12/3/94 | W | 84-71 | N |
| 12/30/99 | L | 69-55 | A |
| 12/4/00 | L | 48-55 | H |
| 12/16/04 | L | 48-75 | H |
| 11/29/06 | L | 41-53 | A |
| 3/24/08 | L | 69-72 | A |
| 1/14/09 | W | 56-55 | A |
| 12/13/09 | W | 74-71 | H |
| 12/12/10 | W | 77-63 | H |
| 12/4/11 | L | 53-55 | A |

North Greenville 1-1

| Date | Result | Score | Site |
|----------|--------|-------|------|
| 12/11/76 | L | 64-71 | A |
| 2/2/77 | W | 77-70 | H |

Northern Illinois 3-0

| Date | Result | Score | Site |
|----------|--------|-------|------|
| 12/29/85 | W | 86-66 | H |
| 12/3/87 | W | 83-71 | A |
| 12/3/89 | W | 87-84 | A |

Northwestern 2-1

| Date | Result | Score | Site |
|----------|--------|-------|------|
| 3/15/80 | W | 64-61 | A |
| 3/17/90 | W | 76-67 | A |
| 11/25/95 | L | 78-82 | N |

Notre Dame 2-1

| Date | Result | Score | Site |
|----------|--------|--------|------|
| 1/31/81 | W | 124-48 | A |
| 2/20/82 | W | 76-54 | H |
| 11/27/09 | L | 55-78 | N |

Ohio 4-0

| Date | Result | Score | Site |
|----------|--------|-------|------|
| 12/8/95 | W | 73-59 | H |
| 12/6/96 | W | 66-62 | A |
| 12/15/05 | W | 77-49 | H |
| 11/28/08 | W | 43-34 | N |

Ohio State 1-2

| Date | Result | Score | Site |
|---------|--------|-------|------|
| 1/9/79 | L | 52-56 | A |
| 2/18/80 | W | 75-47 | H |
| 1/8/81 | [L] L | 62-69 | A |

Oklahoma 0-3

| Date | Result | Score | Site |
|----------|--------|-------|------|
| 12/7/06 | L | 51-78 | H |
| 12/30/07 | L | 63-95 | A |
| 11/26/09 | L | 67-75 | N |

Old Dominion 6-9

| Date | Result | Score | Site |
|----------|--------|-------|------|
| 2/10/77 | L | 44-63 | N |
| 2/19/79 | W | 73-49 | H |
| 2/13/80 | L | 56-81 | A |
| 2/12/81 | W | 74-64 | H |
| 3/13/81 | L | 71-73 | A |
| 2/25/82 | L | 63-84 | A |
| 3/5/83 | L | 60-72 | H |
| 1/16/85 | L | 72-79 | A |
| 2/12/86 | W | 65-57 | H |
| 1/14/87 | L | 51-77 | A |
| 1/19/89 | L | 66-67 | H |
| 1/20/90 | W | 75-54 | H |
| 1/30/92 | W | 64-51 | H |
| 1/12/93 | W | 67-65 | A |
| 11/27/93 | L | 69-79 | A |

Oregon 2-0

| Date | Result | Score | Site |
|----------|--------|-------|------|
| 3/16/79 | W | 84-63 | N |
| 11/28/02 | W | 67-40 | N |

Penn State 4-6

| Date | Result | Score | Site |
|----------|--------|-------|------|
| 2/9/80 | W | 71-70 | A |
| 2/15/82 | W | 77-76 | A |
| 1/18/83 | W | 66-63 | H |
| 3/25/03 | L | 67-77 | A |
| 11/14/06 | L | 57-68 | A |
| 11/20/07 | L | 63-70 | H |
| 11/16/08 | L | 42-56 | A |
| 11/22/09 | W | 63-56 | H |
| 11/21/10 | L | 48-78 | A |
| 11/20/11 | L | 50-55 | H |

Pepperdine 1-0

| Date | Result | Score | Site |
|----------|--------|-------|------|
| 11/30/96 | W | 76-72 | N |

Pfeiffer 0-1

| Date | Result | Score | Site |
|----------|--------|-------|------|
| 12/21/78 | L | 81-84 | N |

Pittsburgh 2-0

| Date | Result | Score | Site |
|----------|--------|-------|------|
| 12/19/81 | W | 73-60 | A |
| 1/21/84 | W | 78-68 | H |

Presbyterian 2-0

| Date | Result | Score | Site |
|----------|--------|-------|------|
| 12/28/10 | W | 68-40 | H |
| 11/27/11 | W | 52-24 | H |

Purdue 1-2

| Date | Result | Score | Site |
|----------|--------|-------|------|
| 11/26/00 | L | 53-68 | N |
| 11/26/05 | L | 48-56 | N |
| 3/19/12 | W | 72-61 | A |

Queens College 1-0

| Date | Result | Score | Site |
|---------|--------|--------|------|
| 1/27/79 | W | 103-55 | N |

Rhode Island 1-0

| Date | Result | Score | Site |
|----------|--------|-------|------|
| 11/26/88 | W | 92-55 | N |

Rice 1-1

| Date | Result | Score | Site |
|----------|--------|-------|------|
| 2/13/95 | W | 87-71 | H |
| 11/10/00 | L | 56-61 | A |

Richmond 0-1

| Date | Result | Score | Site |
|----------|--------|-------|------|
| 12/29/91 | L | 55-65 | A |

Rutgers 1-1

| Date | Result | Score | Site |
|--------|--------|-------|------|
| 1/6/82 | W | 84-74 | H |
| 1/4/83 | L | 69-90 | A |

Saint Francis (Pa.) 1-0

| Date | Result | Score | Site |
|---------|--------|-------|------|
| 11/9/07 | W | 93-33 | H |

Saint Joseph's (Pa.) 2-0

| Date | Result | Score | Site |
|---------|--------|-------|------|
| 1/26/79 | W | 78-56 | N |
| 1/2/82 | W | 50-48 | A |

Samford 1-0

| Date | Result | Score | Site |
|----------|--------|-------|------|
| 12/28/06 | W | 64-56 | H |

San Diego State 1-0

| Date | Result | Score | Site |
|----------|--------|-------|------|
| 11/28/09 | W | 58-55 | N |

San Francisco 0-1

| Date | Result | Score | Site |
|----------|--------|-------|------|
| 12/19/80 | [L] L | 55-57 | N |

Introduction

Staff

Players

11-12 Review

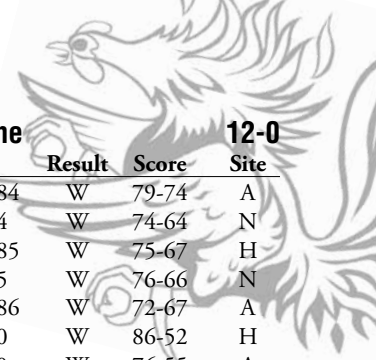
Records



History

The University

SERIES HISTORY VS. OPPONENTS



Introduction

| Savannah State 4-0 | | | |
|----------------------------------|--------|-------|------|
| Date | Result | Score | Site |
| 12/19/05 | W | 94-37 | H |
| 1/6/08 | W | 86-47 | H |
| 12/5/10 | W | 52-33 | H |
| 12/21/11 | W | 65-39 | H |

Staff

| Seton Hall 0-2 | | | |
|------------------------------|--------|-------|------|
| Date | Result | Score | Site |
| 12/30/03 | L | 46-57 | A |
| 12/30/04 | L | 42-53 | H |

Players

| Siena College 1-0 | | | |
|---------------------------------|--------|-------|------|
| Date | Result | Score | Site |
| 12/1/96 | W | 82-62 | N |

11-12 Review

| SMU 2-1 | | | |
|-----------------------|--------|-------|------|
| Date | Result | Score | Site |
| 12/8/80 | [W] L | 97-38 | N |
| 1/13/83 | W | 81-62 | A |
| 12/28/84 | W | 85-53 | H |

Records

| South Carolina State 23-9 | | | |
|---|--------|--------|------|
| Date | Result | Score | Site |
| 1/16/75 | L | 48-49 | |
| 2/10/75 | W | 65-57 | |
| 3/1/75 | L | 55-66 | |
| 12/2/75 | L | 64-70 | |
| 1/14/76 | L | 67-79 | |
| 1976 | W | 75-72 | |
| 1/20/77 | L | 78-89 | H |
| 1/26/77 | L | 58-65 | A |
| 12/7/77 | L | 64-68 | H |
| 1/30/78 | L | 59-67 | A |
| 12/4/78 | W | 90-62 | H |
| 12/3/79 | W | 66-52 | H |
| 2/21/80 | L | 74-85 | A |
| 11/29/83 | W | 69-58 | H |
| 11/28/84 | W | 59-50 | A |
| 11/22/85 | W | 68-53 | H |
| 12/14/88 | W | 110-58 | H |
| 1/12/90 | W | 94-50 | A |
| 2/19/92 | W | 72-55 | H |
| 1/4/93 | W | 81-63 | H |
| 2/25/93 | W | 58-55 | A |
| 11/30/93 | W | 90-50 | H |
| 1/20/94 | W | 99-73 | A |
| 12/6/97 | W | 88-65 | H |
| 12/22/98 | W | 98-61 | H |
| 12/22/99 | W | 100-55 | H |
| 12/31/02 | W | 85-42 | H |
| 12/22/04 | W | 85-45 | H |
| 12/17/05 | W | 75-40 | H |
| 12/23/06 | W | 85-42 | H |
| 12/30/10 | W | 63-44 | H |
| 12/14/11 | W | 66-21 | H |

History

The University

| Southern California 1-0 | | | |
|---------------------------------------|--------|-------|------|
| Date | Result | Score | Site |
| 3/12/80 | W | 70-60 | A |

| Southern Miss 11-8 | | | |
|----------------------------------|--------|-------|------|
| Date | Result | Score | Site |
| 1/25/84 | W | 82-78 | A |

| | | | |
|---------|---|-------|---|
| 1/10/85 | W | 70-67 | H |
| 3/4/85 | L | 80-87 | A |
| 1/13/86 | L | 62-63 | A |
| 1/26/87 | L | 53-5 | A |
| 2/23/87 | W | 61-46 | H |
| 3/7/87 | L | 66-68 | N |
| 1/16/88 | W | 76-61 | H |
| 2/13/88 | L | 70-82 | A |
| 3/11/88 | W | 86-77 | N |
| 1/9/89 | W | 85-80 | H |
| 2/6/89 | L | 89-91 | A |
| 3/11/89 | W | 92-65 | N |
| 1/29/90 | L | 67-69 | H |
| 2/26/90 | W | 82-72 | H |
| 3/10/90 | L | 88-95 | N |
| 1/28/91 | W | 78-63 | H |
| 2/25/91 | W | 85-74 | A |
| 3/5/91 | W | 70-59 | N |

| Southern Utah 1-0 | | | |
|---------------------------------|--------|-------|------|
| Date | Result | Score | Site |
| 12/5/03 | W | 81-79 | N |

| St. Augustine's 1-0 | | | |
|-----------------------------------|--------|-------|------|
| Date | Result | Score | Site |
| 2/1/75 | W | 62-52 | |

| St. Peter's 0-1 | | | |
|-------------------------------|--------|-------|------|
| Date | Result | Score | Site |
| 12/29/92 | L | 55-67 | A |

| Stanford 0-4 | | | |
|----------------------------|--------|-------|------|
| Date | Result | Score | Site |
| 1/8/07 | L | 54-69 | A |
| 12/19/08 | L | 47-78 | H |
| 11/26/10 | L | 32-70 | A |
| 3/24/12 | L | 60-76 | N |

| Stephen F. Austin 1-0 | | | |
|-------------------------------------|--------|-------|------|
| Date | Result | Score | Site |
| 3/18/80 | W | 63-56 | H |

| Stetson 4-0 | | | |
|---------------------------|--------|--------|------|
| Date | Result | Score | Site |
| 2/19/82 | W | 98-49 | H |
| 2/26/83 | W | 74-69 | A |
| 1/4/03 | W | 101-39 | H |
| 12/2/03 | W | 94-66 | A |

| Syracuse 1-1 | | | |
|----------------------------|--------|-------|------|
| Date | Result | Score | Site |
| 12/2/00 | L | 58-73 | A |
| 12/2/01 | W | 76-58 | H |

| Temple 2-0 | | | |
|--------------------------|--------|-------|------|
| Date | Result | Score | Site |
| 12/4/01 | W | 68-65 | H |
| 12/27/02 | W | 57-39 | A |

| Tennessee 2-43 | | | |
|------------------------------|--------|-------|------|
| Date | Result | Score | Site |
| 1/15/79 | L | 54-62 | A |
| 3/9/79 | L | 64-76 | A |
| 1/23/80 | W | 56-52 | H |

| | | | |
|---------|-------|--------|---|
| 3/7/80 | L | 54-67 | H |
| 3/21/80 | L | 72-75 | N |
| 1/12/81 | [L] L | 54-65 | A |
| 1/25/82 | L | 81-87 | H |
| 12/4/82 | L | 62-84 | N |
| 2/16/83 | L | 67-87 | A |
| 2/8/84 | L | 66-71 | H |
| 2/18/85 | L | 58-66 | A |
| 1/6/86 | L | 54-70 | H |
| 2/19/87 | L | 56-80 | A |
| 1/20/88 | L | 80-85 | H |
| 2/2/89 | L | 54-60 | A |
| 1/25/90 | L | 69-70 | H |
| 1/24/91 | L | 61-77 | A |
| 1/15/92 | L | 58-78 | H |
| 2/18/93 | L | 57-100 | A |
| 2/8/94 | L | 75-91 | H |
| 1/12/95 | L | 55-72 | A |
| 2/15/96 | L | 73-79 | H |
| 2/11/97 | L | 59-90 | A |
| 2/28/97 | L | 48-75 | N |
| 1/6/98 | L | 52-94 | H |
| 1/7/99 | L | 58-87 | A |
| 1/14/00 | L | 92-76 | H |
| 1/11/01 | L | 45-99 | A |
| 1/17/02 | L | 61-80 | H |
| 1/23/03 | L | 78-97 | A |
| 1/15/04 | L | 58-86 | H |
| 2/8/04 | L | 58-72 | A |
| 1/27/05 | L | 53-68 | H |
| 2/17/05 | L | 44-74 | A |
| 2/4/06 | L | 51-66 | H |
| 2/1/07 | L | 36-72 | A |
| 3/2/07 | L | 63-81 | N |
| 1/13/08 | L | 48-71 | H |
| 1/18/09 | L | 56-68 | A |
| 1/7/10 | L | 62-79 | A |
| 1/31/10 | L | 55-60 | H |
| 1/20/11 | L | 56-71 | H |
| 2/17/11 | L | 60-82 | A |
| 2/2/12 | W | 64-60 | A |
| 3/3/12 | L | 58-74 | N |

| Tennessee Tech 4-2 | | | |
|----------------------------------|--------|-------|------|
| Date | Result | Score | Site |
| 1978 | W | 97-83 | H |
| 2/4/80 | W | 87-73 | H |
| 3/4/80 | W | 68-62 | N |
| 2/21/81 | L | 66-67 | A |
| 12/22/81 | W | 83-57 | H |
| 3/15/89 | L | 73-77 | H |

| Texas 0-2 | | | |
|-------------------------|--------|-------|------|
| Date | Result | Score | Site |
| 3/20/88 | L | 58-77 | A |
| 11/25/05 | L | 55-59 | N |

| Texas-Pan American 1-0 | | | |
|--------------------------------------|--------|--------|------|
| Date | Result | Score | Site |
| 12/29/98 | W | 109-71 | N |

| Texas Tech 1-0 | | | |
|------------------------------|--------|-------|------|
| Date | Result | Score | Site |
| 11/23/90 | W | 67-65 | N |

| Tulane 12-0 | | | |
|---------------------------|--------|-------|------|
| Date | Result | Score | Site |
| 1/23/84 | W | 79-74 | A |
| 3/5/84 | W | 74-64 | N |
| 1/12/85 | W | 75-67 | H |
| 3/3/85 | W | 76-66 | N |
| 1/11/86 | W | 72-67 | A |
| 1/6/90 | W | 86-52 | H |
| 2/3/90 | W | 76-55 | A |
| 3/8/90 | W | 71-62 | N |
| 1/26/91 | W | 73-49 | H |
| 2/23/91 | W | 79-73 | A |
| 3/4/91 | W | 80-44 | N |
| 12/19/95 | W | 72-66 | N |

| UAB 3-0 | | | |
|-----------------------|--------|-------|------|
| Date | Result | Score | Site |
| 2/19/83 | W | 73-71 | H |
| 2/12/85 | W | 79-64 | A |
| 12/20/91 | W | 71-68 | A |

| UC Davis 0-1 | | | |
|----------------------------|--------|-------|------|
| Date | Result | Score | Site |
| 11/28/10 | L | 52-61 | A |

| UCLA 0-1 | | | |
|------------------------|--------|-------|------|
| Date | Result | Score | Site |
| 1/5/81 | [W] L | 86-81 | H |

| UNC Asheville 3-0 | | | |
|---------------------------------|--------|--------|------|
| Date | Result | Score | Site |
| 2/24/86 | W | 111-36 | H |
| 12/5/98 | W | 80-40 | H |
| 1/3/08 | W | 80-52 | H |

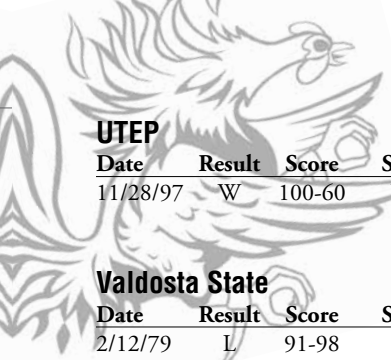
| UNC Greensboro 2-1 | | | |
|----------------------------------|--------|-------|------|
| Date | Result | Score | Site |
| 1/24/75 | W | 70-54 | H |
| 2/3/75 | W | 71-66 | A |
| 2/14/75 | L | 84-86 | N |

| UNC Wilmington 4-0 | | | |
|----------------------------------|--------|-------|------|
| Date | Result | Score | Site |
| 11/25/98 | W | 82-62 | H |
| 12/30/06 | W | 75-42 | A |
| 12/1/08 | W | 72-60 | H |
| 11/29/09 | W | 57-54 | N |

| UNLV 1-2 | | | |
|------------------------|--------|-------|------|
| Date | Result | Score | Site |
| 11/25/85 | L | 62-77 | A |
| 2/28/88 | W | 98-97 | N |
| 11/15/05 | L | 63-66 | N |

| USC Aiken 1-0 | | | |
|-----------------------------|--------|-------|------|
| Date | Result | Score | Site |
| 2/24/79 | W | 91-42 | A |

| USC Upstate 1-0 | | | |
|-------------------------------|--------|-------|------|
| Date | Result | Score | Site |
| 12/16/09 | W | 71-57 | H |



SERIES HISTORY VS. OPPONENTS

UTEP 1-0

| Date | Result | Score | Site |
|----------|--------|--------|------|
| 11/28/97 | W | 100-60 | N |

Valdosta State 1-1

| Date | Result | Score | Site |
|---------|--------|-------|------|
| 2/12/79 | L | 91-98 | A |
| 1/21/80 | W | 88-56 | H |

Valparaiso 1-0

| Date | Result | Score | Site |
|----------|--------|-------|------|
| 11/26/94 | W | 79-53 | N |

Vanderbilt 8-21

| Date | Result | Score | Site |
|----------|--------|-------|------|
| 3/13/91 | L | 64-73 | A |
| 12/31/91 | W | 72-65 | H |
| 3/6/92 | L | 47-58 | N |
| 2/13/93 | L | 48-58 | A |
| 2/26/94 | L | 56-71 | H |
| 3/2/95 | L | 58-98 | A |
| 1/8/96 | L | 69-80 | H |
| 1/5/97 | L | 33-70 | A |
| 1/14/98 | W | 70-66 | H |
| 1/28/98 | L | 53-66 | A |
| 1/14/99 | L | 54-81 | A |
| 1/28/99 | L | 63-76 | H |
| 1/20/00 | W | 52-48 | H |
| 3/2/00 | L | 80-58 | N |
| 1/18/01 | L | 56-85 | A |
| 1/3/02 | W | 71-52 | H |
| 1/16/03 | W | 66-57 | A |
| 2/29/04 | L | 41-62 | H |
| 1/9/05 | L | 43-88 | A |
| 1/15/06 | L | 59-67 | H |
| 2/26/06 | L | 71-88 | A |
| 1/11/07 | L | 66-67 | H |
| 2/18/07 | L | 65-83 | A |
| 2/7/08 | L | 48-78 | A |
| 1/25/09 | L | 56-66 | H |
| 2/28/10 | W | 73-70 | A |
| 2/27/11 | L (OT) | 60-74 | H |
| 1/5/12 | W | 65-55 | H |
| 1/22/12 | W (OT) | 65-60 | A |

Virginia 2-3

| Date | Result | Score | Site |
|----------|--------|-------|------|
| 2/28/81 | W | 71-52 | A |
| 12/20/84 | L | 68-70 | H |
| 12/21/85 | L | 58-85 | A |
| 1/2/05 | L | 49-66 | A |
| 11/15/07 | W | 66-64 | H |

Virginia Commonwealth 2-1

| Date | Result | Score | Site |
|----------|--------|-------|------|
| 1/10/91 | W | 69-64 | H |
| 11/26/96 | L | 52-66 | H |
| 12/16/97 | W | 86-79 | A |

Virginia Tech 15-6

| Date | Result | Score | Site |
|----------|--------|-------|------|
| 12/08/79 | W | 86-68 | H |
| 12/1/80 | [W] L | 78-42 | A |
| 2/18/84 | W | 89-74 | H |
| 3/3/84 | W | 80-70 | A |
| 3/7/84 | L | 76-89 | N |
| 2/2/85 | L | 58-59 | A |
| 2/21/85 | W | 76-72 | H |
| 2/1/86 | W | 92-83 | A |
| 2/15/86 | W | 69-53 | H |
| 3/2/86 | W | 67-54 | H |
| 1/5/87 | W | 60-52 | A |
| 2/2/87 | L | 65-69 | H |
| 3/6/87 | W | 59-55 | A |
| 2/1/88 | W | 75-44 | H |
| 3/5/88 | W | 73-69 | A |
| 1/30/89 | W | 86-52 | H |
| 2/25/89 | L | 59-63 | A |
| 2/5/90 | W | 72-47 | H |
| 2/21/90 | W | 67-59 | A |
| 1/19/91 | L | 67-69 | A |
| 2/16/91 | W | 66-51 | H |

Voorhees 5-0

| Date | Result | Score | Site |
|----------|--------|-------|------|
| 2/27/75 | W | 81-62 | |
| 12/09/75 | W | 81-73 | |
| 2/2/76 | W | 88-74 | |
| 2/5/77 | W | 75-58 | A |
| 2/28/77 | W | 87-60 | H |

Wake Forest 2-1

| Date | Result | Score | Site |
|----------|--------|-------|------|
| 11/24/95 | W | 83-69 | N |
| 12/3/08 | L | 57-74 | A |
| 12/17/09 | W | 62-52 | H |

Washington 0-2

| Date | Result | Score | Site |
|----------|--------|-------|------|
| 3/22/90 | L | 61-73 | N |
| 11/14/05 | L | 53-65 | A |

Western Carolina 4-0

| Date | Result | Score | Site |
|----------|--------|--------|------|
| 12/17/83 | W | 84-59 | H |
| 2/16/93 | W | 69-54 | H |
| 1/13/94 | W | 114-56 | A |
| 12/29/05 | W | 95-53 | H |

Western Kentucky 1-0

| Date | Result | Score | Site |
|---------|--------|-------|------|
| 2/27/88 | W | 65-64 | N |

Wheeling College 1-0

| Date | Result | Score | Site |
|---------|--------|--------|------|
| 1/13/79 | W | 137-34 | H |

William Penn 1-0

| Date | Result | Score | Site |
|----------|--------|-------|------|
| 11/28/81 | W | 75-56 | N |

Winthrop 6-5

| Date | Result | Score | Site |
|----------|--------|-------|------|
| 2/19/75 | L | 77-79 | |
| 3/1/75 | L | 57-82 | |
| 1/19/76 | L | 73-75 | |
| 1976 | W | 74-66 | |
| 1/14/77 | W | 81-78 | H |
| 2/17/77 | L | 68-79 | A |
| 1/27/78 | L | 58-60 | A |
| 2/21/79 | W | 81-42 | H |
| 2/5/97 | W | 90-55 | H |
| 11/20/05 | W | 73-42 | H |
| 1/1/07 | W | 75-30 | H |

Wisconsin-Milwaukee 1-0

| Date | Result | Score | Site |
|----------|--------|-------|------|
| 12/28/98 | W | 89-63 | N |

Wofford 6-0

| Date | Result | Score | Site |
|----------|--------|--------|------|
| 2/19/96 | W | 87-47 | H |
| 2/24/97 | W | 80-50 | A |
| 11/18/98 | W | 111-71 | H |
| 1/24/01 | W | 87-45 | A |
| 12/08/01 | W | 77-53 | H |
| 12/4/02 | W | 99-46 | H |

Wright State 1-0

| Date | Result | Score | Site |
|---------|--------|-------|------|
| 12/2/89 | W | 86-45 | N |

Xavier 1-2

| Date | Result | Score | Site |
|----------|--------|-------|------|
| 3/17/06 | L | 65-70 | A |
| 11/12/10 | L | 65-84 | H |
| 11/30/11 | W | 67-56 | A |

Yale 1-0

| Date | Result | Score | Site |
|---------|--------|-------|------|
| 12/5/92 | W | 64-57 | N |

Introduction

Staff


Players

11-12 Review


Records



The University



HISTORY VS. RANKED OPPONENTS



| | Date | Opp. | SC | | | | Date | Opp. | SC | | | | | |
|----------------|----------|------|-----------------|------|------|--------|-------|----------|------|-------------------|------|------|---------|-------|
| | | Rank | Opponent | Rank | Site | Result | | Score | Rank | Opponent | Rank | Site | Result | Score |
| Introduction | 3/24/12 | 2 | Stanford | 25 | N | L | 60-76 | 2/10/05 | 18 | Georgia | | A | L | 51-67 |
| | 3/19/12 | 13 | Purdue | 25 | A | W | 72-61 | 1/27/05 | 5 | Tennessee | | H | L | 53-68 |
| | 3/3/12 | 13 | Tennessee | 25 | N | L | 58-74 | 1/9/05 | 16 | Vanderbilt | | A | L | 43-88 |
| | 3/2/12 | 16 | Georgia | 25 | N | W | 59-55 | 3/4/04 | 20 | Georgia | | N | L | 42-73 |
| | 2/23/12 | 13 | Kentucky | | A | L | 50-53 | 2/29/04 | 24 | Vanderbilt | | H | L | 41-62 |
| Staff | 2/16/12 | 18 | Georgia | 25 | H | L | 49-61 | 2/22/04 | 18 | Georgia | | H | L | 50-73 |
| | 2/2/12 | 8 | Tennessee | | A | W | 64-60 | 2/15/04 | 14 | Auburn | | A | L | 58-69 |
| | 1/22/12 | 25 | Vanderbilt | | A | W (OT) | 65-60 | 2/8/04 | 1 | Tennessee | | A | L | 58-72 |
| | 1/15/12 | 9 | Kentucky | 24 | H | L | 58-66 | 2/1/04 | 15 | LSU | | A | L | 62-82 |
| | 1/5/12 | 24 | Vanderbilt | | H | W | 65-55 | 1/15/04 | 5 | Tennessee | | H | L | 58-86 |
| | 12/18/11 | 18 | North Carolina | | N | W | 79-48 | 1/3/04 | 6 | Minnesota | | A | L | 53-67 |
| | 11/20/11 | 11 | Penn State | | H | L | 50-55 | 12/20/03 | 15 | North Carolina | | N | L | 53-77 |
| | 2/27/11 | 4 | Tennessee | | A | L | 60-82 | 3/25/03 | 15 | Penn State | 16 | A | L | 67-77 |
| | 2/10/11 | 15 | Kentucky | | H | W | 66-61 | 3/7/03 | 10 | Mississippi State | 16 | N | L | 75-79 |
| | 1/27/11 | 20 | Georgia | | H | W | 57-48 | 2/16/03 | 13 | Arkansas | 15 | H | W | 83-59 |
| Players | 1/20/11 | 5 | Tennessee | | H | L | 56-71 | 2/13/03 | 16 | Georgia | 15 | A | L (2OT) | 91-97 |
| | 1/13/11 | 19 | Kentucky | | A | L | 48-66 | 2/6/03 | 4 | LSU | 16 | H | L | 66-69 |
| | 12/19/10 | 10 | North Carolina | | N | L | 51-75 | 1/23/03 | 4 | Tennessee | 15 | A | L | 78-97 |
| | 11/26/10 | 3 | Stanford | | A | L | 32-70 | 1/16/03 | 17 | Vanderbilt | 14 | A | W | 66-57 |
| | 11/12/10 | 5 | Xavier | | H | L | 65-84 | 1/12/03 | 11 | Arkansas | 13 | A | L | 58-67 |
| | 2/28/10 | 22 | Vanderbilt | | A | W | 73-70 | 1/9/03 | 15 | Mississippi State | 13 | H | W | 83-79 |
| | 2/25/10 | 24 | Georgia | | H | L | 49-65 | 12/20/02 | 13 | North Carolina | 18 | N | L | 69-78 |
| | 2/21/10 | 16 | Kentucky | | A | L | 50-71 | 11/30/02 | 18 | Boston College | | N | W | 54-51 |
| | 2/7/10 | 14 | Georgia | | A | W | 52-42 | 3/25/02 | 3 | Duke | 13 | N | L | 68-77 |
| | 1/31/10 | 5 | Tennessee | | H | L | 55-60 | 3/18/02 | 19 | Cincinnati | 13 | H | W | 75-56 |
| 11-12 Review | 1/21/10 | 18 | LSU | | A | L | 52-69 | 2/7/02 | 22 | Georgia | 9 | H | W | 64-59 |
| | 1/7/10 | 4 | Tennessee | | A | L | 62-79 | 2/3/02 | 15 | Florida | 11 | A | W | 69-59 |
| | 1/3/10 | 11 | LSU | | H | L | 58-70 | 1/17/02 | 3 | Tennessee | 8 | H | L | 61-80 |
| | 12/20/09 | 9 | North Carolina | | N | L | 85-93 | 1/10/02 | 15 | Georgia | 9 | A | W | 71-64 |
| | 11/28/09 | 23 | San Diego State | | N | W | 58-55 | 1/3/02 | 6 | Vanderbilt | 14 | H | W | 71-52 |
| | 11/27/09 | 5 | Notre Dame | | N | L | 55-78 | 12/20/01 | 16 | North Carolina | 23 | N | W | 85-53 |
| | 11/28/09 | 20 | Oklahoma | | N | L | 67-75 | 11/25/01 | 9 | Duke | | A | W (OT) | 87-81 |
| | 2/22/09 | 15 | Florida | | A | L | 66-82 | 2/25/01 | 14 | LSU | | H | L | 72-83 |
| | 1/25/09 | 17 | Vanderbilt | | H | L | 56-66 | 2/8/01 | 6 | Georgia | | H | L | 55-92 |
| | 1/18/09 | 13 | Tennessee | | A | L | 56-68 | 1/28/01 | 10 | Florida | | A | L | 53-91 |
| Records | 1/15/09 | 19 | Florida | | H | L | 63-77 | 1/21/01 | 10 | Florida | | H | L | 85-97 |
| | 1/8/09 | 9 | Auburn | | H | L | 76-80 | 1/18/01 | 16 | Vanderbilt | | A | L | 56-85 |
| | 12/28/08 | 1 | Connecticut | | H | L | 48-77 | 1/11/01 | 2 | Tennessee | | A | L | 45-99 |
| | 12/19/08 | 3 | Stanford | | H | L | 47-78 | 1/7/01 | 20 | Auburn | | H | W | 87-60 |
| | 2/28/08 | 20 | Georgia | | H | L | 41-55 | 12/4/00 | 22 | NC State | | H | L | 48-55 |
| | 1/31/08 | 8 | LSU | | A | L | 37-67 | 11/26/00 | 4 | Purdue | | N | L | 53-68 |
| | 1/13/08 | 2 | Tennessee | | H | L | 48-71 | 2/27/00 | 9 | LSU | | A | L | 55-70 |
| | 12/30/07 | 9 | Oklahoma | | A | L | 63-95 | 2/3/00 | 13 | Auburn | | H | L | 62-71 |
| | 12/17/07 | 2 | Connecticut | | A | L | 39-97 | 1/17/00 | 21 | Mississippi State | | A | L | 73-86 |
| | 3/2/07 | 2 | Tennessee | | N | L | 63-81 | 1/14/00 | 2 | Tennessee | | H | L | 76-92 |
| History | 2/18/07 | 12 | Vanderbilt | | A | L | 65-83 | 1/9/00 | 5 | Auburn | | A | L | 50-73 |
| | 2/11/07 | 9 | Georgia | | A | L | 57-81 | 12/30/99 | 4 | NC State | | A | L | 55-69 |
| | 2/4/07 | 7 | LSU | | H | L | 46-49 | 12/17/99 | 14 | Clemson | | H | L | 67-84 |
| | 2/1/07 | 3 | Tennessee | | A | L | 36-72 | 2/14/99 | 20 | LSU | | A | L | 63-80 |
| | 1/18/07 | 24 | Mississippi | | A | L | 57-76 | 2/7/99 | 21 | Alabama | | A | L | 73-87 |
| | 1/11/07 | 14 | Vanderbilt | | H | L | 66-67 | 2/3/99 | 8 | Georgia | | H | L | 58-62 |
| | 1/8/07 | 10 | Stanford | | A | L | 54-69 | 1/17/99 | 18 | Florida | | H | L | 66-78 |
| | 12/7/06 | 3 | Oklahoma | | H | L | 51-78 | 1/7/99 | 2 | Tennessee | | A | L | 58-87 |
| | 2/26/06 | 24 | Vanderbilt | | A | L | 71-88 | 2/4/98 | 24 | Georgia | | A | L | 61-80 |
| | 1/26/06 | 15 | Georgia | | H | L | 65-74 | 1/28/98 | 6 | Vanderbilt | | A | L | 53-66 |
| The University | 1/15/06 | 23 | Vanderbilt | | H | L | 59-67 | 1/17/98 | 12 | Florida | | A | L | 68-82 |
| | 1/12/06 | 3 | LSU | | A | L | 46-79 | 1/14/98 | 5 | Vanderbilt | | H | W | 70-66 |
| | 1/4/06 | 1 | Tennessee | | H | L | 51-66 | 1/6/98 | 1 | Tennessee | | H | L | 52-94 |
| | 12/13/05 | 14 | Minnesota | | H | W | 79-61 | 1/1/98 | 20 | Auburn | | A | L | 65-70 |
| | 11/26/05 | 19 | Purdue | | N | L | 48-56 | 2/28/97 | 11 | Tennessee | | N | L | 48-75 |
| | 11/25/05 | 18 | Texas | | N | L | 55-59 | 2/15/97 | 13 | LSU | | A | L | 66-73 |
| | 2/17/05 | 6 | Tennessee | | A | L | 44-74 | 2/11/97 | 9 | Tennessee | | A | L | 59-90 |
| | 2/13/05 | 1 | LSU | | H | L | 36-66 | 2/9/97 | 7 | Alabama | | A | L | 38-87 |

HISTORY VS. RANKED OPPONENTS

| 2 | Date | Opp. Rank | Opponent | SC | | | Score | Date | Opp. Rank | Opponent | SC | | | Score |
|---|----------|-----------|---------------|------|------|---------|--------|----------|-----------|----------------|------|------|--------|-------|
| | | | | Rank | Site | Result | | | | | Rank | Site | Result | |
| | 1/1/97 | 7 | Georgia | | H | L | 35-78 | 2/3/88 | 13 | Georgia | | A | L | 60-82 |
| | 1/18/97 | 13 | Arkansas | | H | L | 71-82 | 1/20/88 | 4 | Tennessee | | H | L | 80-85 |
| | 1/12/97 | 25 | Florida | | H | L | 62-66 | 11/28/87 | 3 | Auburn | | N | L | 52-88 |
| | 1/5/97 | 11 | Vanderbilt | | A | L | 33-70 | 2/19/87 | 9 | Tennessee | | A | L | 56-80 |
| | 12/18/96 | 22 | Clemson | | H | L | 60-66 | 1/2/87 | 11 | Georgia | | H | L | 56-69 |
| | 2/22/96 | 12 | Alabama | | H | L (OT) | 68-75 | 12/4/86 | 20 | NC State | | A | L | 42-63 |
| | 2/15/96 | 6 | Tennessee | | H | L (OT) | 73-79 | 1/22/86 | 2 | Georgia | | A | L | 70-93 |
| | 2/11/96 | 1 | Georgia | | A | L | 61-79 | 1/6/86 | 11 | Tennessee | | H | L | 54-70 |
| | 2/5/96 | 17 | Clemson | | A | L | 57-75 | 12/21/85 | 6 | Virginia | | A | L | 58-85 |
| | 1/21/96 | 20 | Arkansas | | A | L | 58-66 | 12/14/85 | 19 | North Carolina | | A | L | 71-72 |
| | 1/14/96 | 24 | Florida | | A | L | 51-70 | 12/2/85 | 20 | NC State | | H | L | 55-66 |
| | 1/8/96 | 2 | Vanderbilt | | H | L | 69-80 | 2/18/85 | 20 | Tennessee | | A | L | 58-66 |
| | 12/10/95 | 25 | Auburn | | A | L | 50-56 | 1/30/85 | 20 | Memphis | | A | L | 54-57 |
| | 3/3/95 | 14 | Arkansas | | N | L | 70-80 | 1/9/85 | 12 | Auburn | | H | L | 50-61 |
| | 3/2/95 | 9 | Vanderbilt | | A | L | 58-98 | 12/20/84 | 10 | Virginia | | H | L | 68-70 |
| | 2/18/95 | 14 | Florida | | H | L | 49-69 | 2/11/84 | 19 | Clemson | | H | L | 73-81 |
| | 2/11/95 | 20 | Arkansas | | H | L | 62-63 | 2/8/84 | 7 | Tennessee | | H | L | 66-71 |
| | 2/4/95 | 17 | Mississippi | | A | L | 58-91 | 1/30/84 | 10 | Auburn | | H | W | 65-64 |
| | 1/29/95 | 11 | Georgia | | H | L | 58-80 | 12/7/83 | 14 | NC State | | A | L | 74-80 |
| | 1/22/95 | 14 | Alabama | | A | L | 62-85 | 12/3/83 | 19 | Clemson | | A | L | 77-80 |
| | 1/12/95 | 1 | Tennessee | | A | L | 55-72 | 2/16/83 | 4 | Tennessee | | A | L | 67-87 |
| | 2/26/94 | 13 | Vanderbilt | | H | L | 56-71 | 2/5/83 | 20 | Auburn | | A | L | 38-56 |
| | 2/8/94 | 2 | Tennessee | | H | L | 75-91 | 2/2/83 | 7 | Kentucky | | A | L | 77-89 |
| | 1/22/94 | 15 | Alabama | | H | L | 77-94 | 1/22/83 | 9 | Georgia | | H | L | 72-74 |
| | 1/5/94 | 19 | Auburn | | A | W | 64-55 | 12/11/82 | 12 | NC State | 15 | H | W (OT) | 81-76 |
| | 2/27/93 | 3 | Auburn | | H | W | 59-47 | 12/4/82 | 4 | Tennessee | 13 | N | L | 62-84 |
| | 2/18/93 | 1 | Tennessee | | A | L | 57-100 | 3/18/82 | 14 | Kentucky | 12 | N | L | 69-73 |
| | 2/13/93 | 2 | Vanderbilt | | A | L | 48-58 | 3/6/82 | 10 | NC State | 14 | A | W | 71-70 |
| | 2/3/93 | 19 | Clemson | | H | W | 55-54 | 2/13/82 | 11 | Kentucky | 19 | H | W | 91-81 |
| | 3/6/92 | 12 | Vanderbilt | | N | L | 47-58 | 2/10/82 | 10 | Memphis | 19 | H | W | 92-67 |
| | 2/12/92 | 23 | Clemson | | A | L | 69-81 | 1/30/82 | 16 | Georgia | 12 | A | L (OT) | 75-82 |
| | 1/25/92 | 8 | Mississippi | | H | L | 67-69 | 12/12/81 | 17 | Clemson | 3 | A | W | 82-74 |
| | 1/18/92 | 25 | Georgia | | A | L | 62-63 | 3/14/81 | 10 | Kentucky | | N | L | 69-87 |
| | 1/15/92 | 2 | Tennessee | | H | L | 58-78 | 3/10/81 | 16 | Clemson | | A | W | 81-64 |
| | 1/4/92 | 23 | LSU | | A | L | 57-62 | 2/28/81 | 16 | Virginia | 14 | A | W | 71-52 |
| | 12/31/91 | 4 | Vanderbilt | | H | W | 72-65 | 2/16/81 | 20 | Auburn | 15 | H | W | 91-69 |
| | 2/4/91 | 22 | Florida State | | A | W (2OT) | 92-91 | 1/24/81 | 9 | Kentucky | 13 | A | L (OT) | 65-70 |
| | 1/31/91 | 6 | NC State | | A | L | 59-72 | 1/12/81 | 9 | Tennessee | 10 | A | [L] L | 54-65 |
| | 1/24/91 | 4 | Tennessee | | A | L | 61-77 | 1/6/81 | 7 | NC State | 10 | H | [W] L | 78-57 |
| | 1/21/91 | 25 | Florida State | | H | L | 60-69 | 12/6/80 | 19 | Clemson | 6 | H | [W] L | 86-67 |
| | 1/16/91 | 17 | Clemson | | H | W | 75-62 | 3/21/80 | 2 | Tennessee | 4 | N | L | 72-75 |
| | 12/29/90 | 3 | Auburn | | H | W | 83-76 | 3/8/80 | 8 | NC State | 7 | H | W | 68-55 |
| | 12/11/90 | 3 | Georgia | | H | L | 56-74 | 3/7/80 | 3 | Tennessee | 7 | H | L | 54-67 |
| | 12/8/90 | 17 | Clemson | 22 | H | L | 40-73 | 3/1/80 | 16 | Clemson | 7 | N | W | 89-55 |
| | 11/24/90 | 8 | NC State | 22 | N | L | 58-62 | 2/26/80 | 8 | NC State | 7 | H | W | 76-62 |
| | 11/23/90 | 7 | Texas Tech | 22 | N | W | 67-65 | 2/2/80 | 16 | Clemson | 7 | H | W | 88-72 |
| | 3/22/90 | 3 | Washington | 19 | N | L | 61-73 | 1/23/80 | 4 | Tennessee | 8 | H | W | 56-52 |
| | 3/17/90 | 13 | Northwestern | 19 | A | W | 76-67 | 1/14/80 | 8 | NC State | 10 | A | W | 78-67 |
| | 3/10/90 | 22 | Southern Miss | 17 | N | L (2OT) | 88-95 | 1/9/80 | 9 | Cheyney State | 10 | A | L | 57-60 |
| | 2/26/90 | 20 | Southern Miss | 17 | H | W | 82-72 | 1/3/80 | 18 | Kentucky | 11 | H | W | 84-61 |
| | 2/15/90 | 7 | Georgia | 19 | A | L | 57-72 | 3/10/79 | 9 | NC State | 15 | N | L | 64-67 |
| | 1/31/90 | 11 | NC State | 15 | H | L | 65-90 | 3/9/79 | 8 | Tennessee | 15 | A | L | 64-76 |
| | 1/29/90 | 18 | Southern Miss | 15 | H | L | 67-69 | 2/17/79 | 7 | NC State | | H | W | 79-66 |
| | 1/25/90 | 3 | Tennessee | 18 | H | L | 69-70 | 2/12/79 | 16 | Valdosta State | | A | L | 91-98 |
| | 1/20/90 | 24 | Old Dominion | 17 | H | W | 75-54 | 1/15/79 | 4 | Tennessee | | A | L | 54-62 |
| | 12/30/89 | 3 | Georgia | 20 | N | L | 64-76 | 1/4/79 | 10 | NC State | | A | L | 60-68 |
| | 12/29/89 | 4 | Iowa | 20 | N | W | 82-76 | 11/25/78 | 16 | Mississippi | | H | L | 76-84 |
| | 12/5/89 | 5 | DePaul | 17 | H | L | 58-63 | 3/10/78 | 14 | Memphis | | N | W | 82-80 |
| | 11/28/89 | 6 | Auburn | 17 | A | L | 61-78 | 3/9/78 | 5 | NC State | | N | L | 52-77 |
| | 2/15/89 | 13 | NC State | 18 | A | W | 67-62 | 1/21/78 | 2 | NC State | | A | L | 65-83 |
| | 2/2/89 | 2 | Tennessee | 17 | A | L | 54-60 | 12/20/77 | 4 | NC State | | N | L | 73-75 |
| | 1/12/89 | 6 | Georgia | 16 | H | L | 73-82 | | | | | | | |
| | 3/20/88 | 4 | Texas | | A | L | 58-77 | | | | | | | |

Introduction

Staff

Players

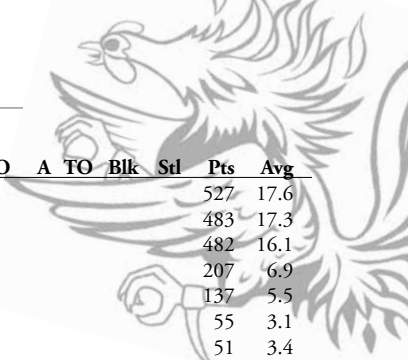
11-12 Review

Records

History

The University

YEAR-BY-YEAR STATISTICS



1974-75

| Player | GP | GS | Min | Avg | FG | FGA | Pct | 3FG | FGA | Pct | FT | FTA | Pct | Off | Def | Tot | Avg | PF | FO | A | TO | Blk | Stl | Pts | Avg |
|-------------------|----|----|-----|-----|-----|------|------|-----|-----|-----|-----|-----|------|-----|-----|------|------|-----|----|---|----|-----|-----|------|------|
| Nanney, Denise | 30 | | | | 220 | 492 | .447 | | | | 87 | 123 | .707 | | | 361 | 12.0 | 90 | | | | | | 527 | 17.6 |
| DuBose, Charlene | 28 | | | | 224 | 469 | .478 | | | | 35 | 49 | .714 | | | 117 | 4.2 | 75 | | | | | | 483 | 17.3 |
| Suber, Martha | 30 | | | | 214 | 509 | .420 | | | | 54 | 87 | .621 | | | 216 | 7.2 | 75 | | | | | | 482 | 16.1 |
| Jones, Cissie | 30 | | | | 94 | 233 | .403 | | | | 19 | 41 | .463 | | | 189 | 6.3 | 80 | | | | | | 207 | 6.9 |
| McCauley, Maureen | 25 | | | | 61 | 148 | .412 | | | | 15 | 20 | .750 | | | 38 | 1.5 | 25 | | | | | | 137 | 5.5 |
| Griffith, Evie | 18 | | | | 20 | 50 | .400 | | | | 15 | 36 | .417 | | | 82 | 4.6 | 53 | | | | | | 55 | 3.1 |
| Workman, Paula | 15 | | | | 19 | 39 | .487 | | | | 13 | 32 | .406 | | | 52 | 3.5 | 26 | | | | | | 51 | 3.4 |
| Spell, Tina | 23 | | | | 21 | 68 | .309 | | | | 10 | 21 | .476 | | | 67 | 2.9 | 37 | | | | | | 52 | 2.3 |
| Scott, Betsy | 14 | | | | 15 | 36 | .417 | | | | 12 | 16 | .750 | | | 48 | 3.4 | 23 | | | | | | 42 | 3.0 |
| Woods, Teresa | 20 | | | | 15 | 38 | .395 | | | | 11 | 14 | .786 | | | 13 | 0.7 | 17 | | | | | | 41 | 2.1 |
| Pappas, Karen | 19 | | | | 6 | 27 | .222 | | | | 2 | 10 | .200 | | | 28 | 1.5 | 12 | | | | | | 14 | 0.7 |
| Dean, Melissa | 8 | | | | 2 | 10 | .200 | | | | 5 | 10 | .500 | | | 12 | 1.5 | 4 | | | | | | 9 | 1.1 |
| Kerr, Nona | 7 | | | | 0 | 6 | .000 | | | | 2 | 8 | .250 | | | 2 | 0.3 | 2 | | | | | | 2 | 0.3 |
| Wiggins, Beth | 8 | | | | 0 | 2 | .000 | | | | 1 | 4 | .250 | | | 1 | 0.1 | 6 | | | | | | 1 | 0.1 |
| Pasky, Ann | 8 | | | | 0 | 4 | .000 | | | | 0 | 1 | .000 | | | 12 | 1.5 | 4 | | | | | | 0 | 0.0 |
| Total..... | 30 | | | | 911 | 2131 | .427 | | | | 281 | 472 | .595 | | | 1238 | 41.3 | 529 | | | | | | 2103 | 70.1 |
| Opponents..... | 30 | | | | | | | | | | | | | | | | | | | | | | | 1948 | 64.9 |

1975-76

| Player | GP | GS | Min | Avg | FG | FGA | Pct | 3FG | FGA | Pct | FT | FTA | Pct | Off | Def | Tot | Avg | PF | FO | A | TO | Blk | Stl | Pts | Avg |
|-------------------|----|----|-----|-----|-----|------|------|-----|-----|-----|-----|-----|------|-----|-----|-----|------|----|----|---|----|-----|-----|------|------|
| Nanney, Denise | 22 | | | | 164 | 340 | .482 | | | | 63 | 94 | .670 | | | 267 | 12.1 | | | | | | | 391 | 17.8 |
| DuBose, Charlene | 22 | | | | 142 | 331 | .429 | | | | 39 | 50 | .780 | | | 83 | 3.8 | | | | | | | 323 | 14.7 |
| Suber, Martha | 22 | | | | 118 | 321 | .368 | | | | 22 | 36 | .611 | | | 112 | 5.1 | | | | | | | 258 | 11.7 |
| Wolfe, Janice | 21 | | | | 71 | 157 | .452 | | | | 45 | 77 | .584 | | | 137 | 6.5 | | | | | | | 187 | 8.9 |
| McCauley, Maureen | 14 | | | | 43 | 95 | .453 | | | | 36 | 43 | .837 | | | 43 | 3.1 | | | | | | | 122 | 8.7 |
| Paulk, Brenda | 21 | | | | 40 | 107 | .374 | | | | 7 | 10 | .700 | | | 46 | 2.2 | | | | | | | 87 | 4.1 |
| Workman, Paula | 21 | | | | 31 | 99 | .313 | | | | 14 | 43 | .326 | | | 145 | 6.9 | | | | | | | 76 | 3.6 |
| Walker, Sally | 12 | | | | 28 | 86 | .326 | | | | 10 | 16 | .625 | | | 42 | 3.5 | | | | | | | 66 | 5.5 |
| Scott, Betsy | 9 | | | | 15 | 33 | .455 | | | | 3 | 5 | .600 | | | 21 | 2.3 | | | | | | | 33 | 3.7 |
| Pappas, Karen | 3 | | | | 2 | 11 | .182 | | | | 7 | 10 | .700 | | | 2 | 0.7 | | | | | | | 11 | 3.7 |
| Walker, Candace | 5 | | | | 2 | 5 | .400 | | | | 1 | 3 | .333 | | | 4 | 0.8 | | | | | | | 5 | 1.0 |
| Attaway, Cindy | 1 | | | | 0 | 1 | .000 | | | | 0 | 0 | .000 | | | 0 | 0.0 | | | | | | | 0 | 0.0 |
| Total..... | 22 | | | | 656 | 1586 | .414 | | | | 247 | 387 | .638 | | | 902 | 41.0 | | | | | | | 1559 | 70.9 |
| Opponents..... | 22 | | | | 692 | 1711 | .404 | | | | 238 | 388 | .613 | | | 854 | 38.8 | | | | | | | 1622 | 73.7 |

1976-77

| Player | GP | GS | Min | Avg | FG | FGA | Pct | 3FG | FGA | Pct | FT | FTA | Pct | Off | Def | Tot | Avg | PF | FO | A | TO | Blk | Stl | Pts | Avg |
|-------------------|----|----|-----|-----|-----|------|------|-----|-----|-----|-----|-----|------|-----|-----|------|------|-----|----|-----|----|-----|-----|------|------|
| Nanney, Denise | 26 | | | | 217 | 527 | .412 | | | | 36 | 69 | .522 | | | 249 | 9.4 | 86 | 3 | 26 | | 6 | 45 | 470 | 18.1 |
| Wolfe, Janice | 26 | | | | 131 | 325 | .403 | | | | 55 | 111 | .495 | | | 222 | 8.5 | 87 | 5 | 13 | | 24 | 36 | 317 | 12.2 |
| Gilbert, Joyce | 26 | | | | 123 | 333 | .369 | | | | 66 | 75 | .880 | | | 160 | 6.2 | 85 | 4 | 65 | | 6 | 33 | 312 | 12.0 |
| Scott, Betsy | 26 | | | | 101 | 246 | .411 | | | | 47 | 68 | .691 | | | 174 | 6.7 | 54 | 1 | 1 | | 7 | 11 | 249 | 9.6 |
| Cook, Edie | 26 | | | | 64 | 202 | .317 | | | | 43 | 68 | .632 | | | 60 | 2.3 | 45 | 2 | 21 | | 0 | 62 | 171 | 6.6 |
| McCauley, Maureen | 23 | | | | 54 | 154 | .351 | | | | 18 | 27 | .667 | | | 32 | 1.4 | 31 | 1 | 21 | | 0 | 18 | 126 | 5.5 |
| Paulk, Brenda | 26 | | | | 32 | 92 | .348 | | | | 16 | 20 | .800 | | | 54 | 2.1 | 55 | 2 | 23 | | 2 | 17 | 80 | 3.1 |
| Walker, Candy | 22 | | | | 13 | 41 | .317 | | | | 5 | 10 | .500 | | | 34 | 1.5 | 19 | 0 | 2 | | 5 | 3 | 31 | 1.4 |
| Platte, Betsy | 23 | | | | 12 | 37 | .324 | | | | 6 | 13 | .462 | | | 26 | 1.1 | 31 | 1 | 2 | | 3 | 4 | 30 | 1.3 |
| Duncan, Dixie | 22 | | | | 9 | 22 | .409 | | | | 5 | 14 | .357 | | | 25 | 1.1 | 20 | 0 | 10 | | 0 | 8 | 23 | 1.0 |
| Conklin, Liz | 21 | | | | 0 | 5 | .000 | | | | 1 | 3 | .333 | | | 4 | 0.4 | 1 | 0 | 0 | | 1 | 7 | 1 | 0.1 |
| James, Betsy | 10 | | | | 0 | 5 | .000 | | | | 1 | 3 | .333 | | | 4 | 0.4 | 1 | 0 | 0 | | 0 | 2 | 1 | 0.1 |
| Total..... | 26 | | | | 766 | 2011 | .381 | | | | 300 | 480 | .625 | | | 1051 | 40.4 | 524 | 19 | 184 | | 54 | 246 | 1832 | 70.5 |
| Opponents..... | 26 | | | | 808 | 2057 | .393 | | | | 305 | 534 | .571 | | | 1047 | 40.3 | 485 | 14 | | | | | 1921 | 73.9 |

Introduction

Staff

Players

11-12 Review

Records

History

The University

YEAR-BY-YEAR STATISTICS

1977-78

| Player | GP | GS | Min | Avg | FG | FGA | Pct | 3FG | FGA | Pct | FT | FTA | Pct | Off | Def | Tot | Avg | PF | FO | A | TO | Blk | Stl | Pts | Avg |
|-------------------|----|----|-----|-----|------|------|------|-----|-----|-----|-----|--------|------|-----|-----|------|------|-----|----|-----|-----|-----|-----|------|------|
| Anderson, Katrina | 34 | 34 | | | 306 | 544 | .563 | | | | 142 | 242 | .587 | | | 434 | 12.8 | 105 | 3 | 41 | 98 | 23 | 58 | 754 | 22.2 |
| Walling, Jean | 34 | 24 | | | 162 | 330 | .491 | | | | 39 | 64 | .609 | | | 302 | 8.9 | 63 | 0 | 55 | 99 | 31 | 46 | 363 | 10.7 |
| Shue, Sue | 34 | 29 | | | 165 | 376 | .439 | | | | 22 | 30 | .733 | | | 190 | 5.6 | 64 | 1 | 83 | 112 | 15 | 46 | 352 | 10.4 |
| Scott, Betsy | 33 | 26 | | | 129 | 307 | .420 | | | | 36 | 66 | .545 | | | 242 | 7.3 | 65 | 0 | 23 | 56 | 3 | 27 | 294 | 8.9 |
| Oxley, Jaimea | 32 | 10 | | | 101 | 207 | .488 | | | | 23 | 32 | .719 | | | 78 | 2.4 | 45 | 0 | 42 | 68 | 3 | 16 | 225 | 7.0 |
| Johnson, Rita | 33 | 7 | | | 75 | 201 | .373 | | | | 20 | 37 | .541 | | | 43 | 1.3 | 84 | 4 | 38 | 79 | 2 | 54 | 170 | 5.2 |
| Gilbert, Joyce | 33 | 19 | | | 54 | 157 | .344 | | | | 28 | 48 | .583 | | | 52 | 1.6 | 65 | 1 | 75 | 87 | 7 | 38 | 136 | 4.1 |
| Clark, Dawn | 24 | 13 | | | 38 | 92 | .413 | | | | 9 | 21 | .429 | | | 41 | 1.7 | 35 | 1 | 44 | 60 | 0 | 23 | 85 | 3.5 |
| Platte, Betsy | 29 | 6 | | | 38 | 73 | .521 | | | | 2 | 21.000 | | | | 53 | 1.8 | 55 | 2 | 19 | 27 | 6 | 11 | 78 | 2.7 |
| Adams, Pam | 18 | 3 | | | 12 | 45 | .267 | | | | 6 | 12 | .500 | | | 25 | 1.4 | 32 | 2 | 22 | 47 | 1 | 27 | 30 | 1.7 |
| Bell, Darcell | 17 | 0 | | | 11 | 35 | .314 | | | | 5 | 7 | .714 | | | 14 | 0.8 | 10 | 0 | 5 | 22 | 0 | 7 | 27 | 1.6 |
| Burgun, Ruthann | 11 | 0 | | | 5 | 19 | .263 | | | | 5 | 6 | .833 | | | 17 | 1.5 | 11 | 0 | 12 | 13 | 0 | 3 | 15 | 1.4 |
| Lorello, Mary Jo | 10 | 0 | | | 3 | 9 | .333 | | | | 4 | 6 | .667 | | | 9 | 0.9 | 3 | 0 | 4 | 5 | 0 | 0 | 10 | 1.0 |
| Walker, Candace | 7 | 0 | | | 2 | 4 | .500 | | | | 3 | 4 | .750 | | | 10 | 1.4 | 7 | 0 | 1 | 4 | 0 | 1 | 7 | 1.0 |
| Total..... | 34 | | | | 1101 | 2399 | .459 | | | | 344 | 577 | .596 | | | 1510 | 44.4 | 644 | 14 | 464 | 777 | 91 | 357 | 2546 | 74.9 |
| Opponents..... | 34 | | | | 887 | 2301 | .385 | | | | 464 | 684 | .678 | | | 1268 | 37.2 | 624 | 22 | 243 | 620 | 56 | 342 | 2226 | 65.5 |

1978-79

| Player | GP | GS | Min | Avg | FG | FGA | Pct | 3FG | FGA | Pct | FT | FTA | Pct | Off | Def | Tot | Avg | PF | FO | A | TO | Blk | Stl | Pts | Avg |
|-------------------|----|----|-----|-----|-----|-----|------|-----|-----|-----|-----|-----|------|-----|-----|-----|------|----|-----|---|----|-----|-----|-----|------|
| Anderson, Katrina | 37 | | | | 283 | 540 | .524 | | | | 134 | 195 | .687 | | | 371 | 10.0 | | | | | 29 | 126 | 700 | 18.9 |
| Foster, Sheila | 37 | | | | 216 | 432 | .500 | | | | 84 | 128 | .656 | | | 329 | 8.9 | | | | | | | 519 | 13.9 |
| Walling, Jean | 37 | | | | 191 | 388 | .492 | | | | 84 | 123 | .683 | | | 269 | 7.3 | | | | | | | 466 | 12.6 |
| Jacobs, Cynthia | 29 | | | | 148 | 290 | .510 | | | | 60 | 102 | .588 | | | 245 | 8.5 | | | | | | | 356 | 12.3 |
| Johnson, Rita | 31 | | | | 106 | 212 | .500 | | | | 56 | 83 | .674 | | | 45 | 1.5 | | | | | | | 268 | 8.6 |
| Autry, Cheryl | 37 | | | | 80 | 201 | .398 | | | | 23 | 51 | .451 | | | 56 | 1.5 | | 151 | | | | | 183 | 4.9 |
| Woolston, Suzanne | 32 | | | | 32 | 80 | .400 | | | | 10 | 15 | .667 | | | 72 | 2.3 | | | | | | | 74 | 2.3 |

(Complete team statistics not available)

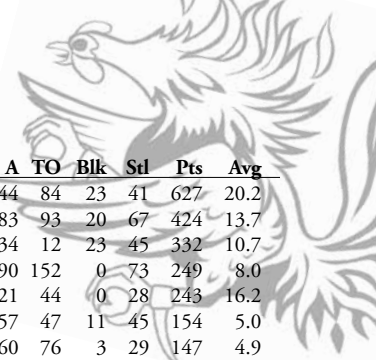
1979-80

| Player | GP | GS | Min | Avg | FG | FGA | Pct | 3FG | FGA | Pct | FT | FTA | Pct | Off | Def | Tot | Avg | PF | FO | A | TO | Blk | Stl | Pts | Avg |
|-------------------|----|----|-----|-----|------|------|------|-----|-----|-----|-----|-----|------|-----|-----|------|------|-----|----|-----|-----|-----|-----|------|------|
| Foster, Sheila | 36 | | | | 245 | 452 | .542 | | | | 99 | 140 | .707 | | | 379 | 10.5 | 72 | 1 | 51 | 93 | 10 | 88 | 589 | 16.4 |
| Johnson, Evelyn | 36 | | | | 199 | 402 | .495 | | | | 69 | 109 | .633 | | | 187 | 5.2 | 95 | 3 | 62 | 83 | 9 | 58 | 467 | 13.0 |
| Jacobs, Cynthia | 36 | | | | 127 | 258 | .492 | | | | 57 | 108 | .528 | | | 270 | 7.5 | 91 | 2 | 68 | 110 | 18 | 47 | 311 | 8.6 |
| Johnson, Rita | 36 | | | | 113 | 250 | .452 | | | | 46 | 76 | .605 | | | 50 | 1.4 | 96 | 2 | 119 | 79 | 2 | 89 | 272 | 7.6 |
| Walling, Jean | 36 | | | | 98 | 217 | .452 | | | | 38 | 49 | .776 | | | 183 | 5.1 | 73 | 1 | 53 | 35 | 12 | 28 | 234 | 6.5 |
| Autry, Cheryl | 34 | | | | 99 | 232 | .427 | | | | 32 | 53 | .604 | | | 45 | 1.3 | 73 | 2 | 84 | 61 | 5 | 54 | 230 | 6.8 |
| Woolston, Suzanne | 34 | | | | 94 | 250 | .376 | | | | 37 | 45 | .822 | | | 86 | 2.5 | 84 | 3 | 75 | 79 | 5 | 65 | 225 | 6.6 |
| Parker, Becky | 35 | | | | 61 | 149 | .409 | | | | 51 | 70 | .729 | | | 108 | 3.1 | 71 | 1 | 34 | 34 | 10 | 24 | 173 | 4.9 |
| Rivers, Sharon | 34 | | | | 70 | 156 | .449 | | | | 9 | 12 | .750 | | | 36 | 1.1 | 49 | 2 | 59 | 47 | 2 | 29 | 149 | 4.4 |
| Dufficy, Pat | 24 | | | | 28 | 72 | .389 | | | | 16 | 25 | .640 | | | 51 | 2.1 | 21 | 0 | 12 | 14 | 1 | 9 | 72 | 3.0 |
| Rawl, Cindy | 18 | | | | 4 | 15 | .267 | | | | 14 | 18 | .778 | | | 22 | 1.2 | 17 | 0 | 10 | 12 | 2 | 3 | 22 | 1.2 |
| Chibbaro, Maryann | 14 | | | | 3 | 5 | .600 | | | | 4 | 8 | .500 | | | 4 | 0.3 | 2 | 0 | 6 | 6 | 0 | 2 | 10 | 0.7 |
| Total..... | 36 | | | | 1141 | 2458 | .464 | | | | 472 | 713 | .662 | | | 1551 | 43.1 | 744 | 17 | 633 | 653 | 76 | 496 | 2754 | 76.5 |
| Opponents..... | 36 | | | | 877 | 2103 | .417 | | | | 463 | 738 | .627 | | | 1336 | 37.1 | 600 | 30 | 463 | 826 | | | 2210 | 61.4 |

1980-81

| Player | GP | GS | Min | Avg | FG | FGA | Pct | 3FG | FGA | Pct | FT | FTA | Pct | Off | Def | Tot | Avg | PF | FO | A | TO | Blk | Stl | Pts | Avg |
|-----------------|----|----|------|------|-----|------|------|-----|-----|-----|-----|-----|------|-----|-----|------|------|-----|----|-----|-----|-----|-----|------|------|
| Foster, Sheila | 30 | 30 | 1124 | 37.5 | 211 | 396 | .533 | | | | 112 | 381 | .294 | | | 381 | 12.7 | 48 | 0 | 59 | 110 | 14 | 60 | 534 | 12.8 |
| Johnson, Evelyn | 30 | 30 | 912 | 30.4 | 200 | 418 | .480 | | | | 93 | 125 | .744 | | | 178 | 5.9 | 94 | 6 | 76 | 102 | 13 | 49 | 493 | 16.7 |
| Johnson, Rita | 30 | 23 | 670 | 22.3 | 134 | 265 | .506 | | | | 78 | 97 | .804 | | | 58 | 1.9 | 64 | 1 | 75 | 73 | 1 | 88 | 346 | 11.6 |
| Reeves, Pam | 29 | 5 | 496 | 17.1 | 51 | 105 | .486 | | | | 9 | 23 | .391 | | | 90 | 3.2 | 53 | 1 | 48 | 34 | 7 | 22 | 239 | 9.9 |
| Rivers, Sharon | 30 | 24 | 810 | 27.0 | 98 | 213 | .460 | | | | 27 | 36 | .750 | | | 55 | 1.8 | 69 | 3 | 120 | 88 | 1 | 49 | 223 | 7.4 |
| Allen, Philicia | 29 | 6 | 369 | 12.7 | 75 | 157 | .478 | | | | 21 | 40 | .525 | | | 116 | 4.0 | 60 | 4 | 2 | 51 | 32 | 24 | 171 | 5.9 |
| Parker, Becky | 28 | 21 | 758 | 27.1 | 55 | 149 | .369 | | | | 32 | 51 | .627 | | | 97 | 3.5 | 76 | 4 | 44 | 43 | 5 | 41 | 142 | 5.1 |
| Dufficy, Pat | 30 | 0 | 375 | 12.5 | 48 | 111 | .432 | | | | 25 | 41 | .610 | | | 81 | 2.7 | 34 | 0 | 20 | 20 | 7 | 15 | 122 | 4.0 |
| Others | 24 | | | | 105 | 211 | .498 | | | | 29 | 46 | .630 | | | 82 | 3.4 | 53 | 1 | 48 | | | | 239 | 9.9 |
| TEAM..... | | | | | | | | | | | | | | | | 98 | 3.3 | | | | | | | | |
| Total..... | 30 | | | | 977 | 2025 | .482 | | | | 426 | 628 | .678 | | | 1236 | 41.2 | 562 | 23 | 444 | | | | 2351 | 78.3 |
| Opponents..... | 30 | | | | 744 | 1908 | .390 | | | | 393 | 599 | .656 | | | 1162 | 38.7 | 600 | 19 | 326 | | | | 1911 | 63.7 |

YEAR-BY-YEAR STATISTICS



1981-82

Introduction

| Player | GP | GS | Min | Avg | FG | FGA | Pct | 3FG | FGA | Pct | FT | FTA | Pct | Off | Def | Tot | Avg | PF | FO | A | TO | Blk | Stl | Pts | Avg |
|--------------------|----|----|------|------|-----|------|------|-----|-----|-----|-----|-----|------|-----|-----|------|------|-----|----|-----|-----|-----|-----|------|------|
| Foster, Sheila | 31 | 31 | 1175 | 37.9 | 252 | 432 | .583 | | | | 123 | 175 | .703 | | | 338 | 10.9 | 62 | 0 | 44 | 84 | 23 | 41 | 627 | 20.2 |
| Johnson, Evelyn | 31 | 31 | 887 | 28.6 | 187 | 378 | .495 | | | | 50 | 71 | .704 | | | 157 | 5.1 | 81 | 1 | 83 | 93 | 20 | 67 | 424 | 13.7 |
| Southers, Brantley | 31 | 16 | 828 | 26.7 | 142 | 273 | .520 | | | | 48 | 66 | .727 | | | 172 | 5.5 | 58 | 1 | 34 | 12 | 23 | 45 | 332 | 10.7 |
| Rivers, Sharon | 31 | 30 | 1042 | 33.6 | 110 | 227 | .485 | | | | 29 | 39 | .744 | | | 82 | 2.6 | 90 | 4 | 190 | 152 | 0 | 73 | 249 | 8.0 |
| Dixon, Medina | 15 | 15 | 473 | 31.5 | 105 | 235 | .447 | | | | 33 | 54 | .611 | | | 124 | 8.3 | 56 | 5 | 21 | 44 | 0 | 28 | 243 | 16.2 |
| Parker, Becky | 31 | 18 | 840 | 27.1 | 60 | 146 | .411 | | | | 34 | 67 | .507 | | | 82 | 2.6 | 83 | 2 | 57 | 47 | 11 | 45 | 154 | 5.0 |
| McAlister, Marsi | 30 | 3 | 483 | 16.1 | 56 | 126 | .444 | | | | 35 | 53 | .660 | | | 73 | 2.4 | 35 | 0 | 60 | 76 | 3 | 29 | 147 | 4.9 |
| Allen, Philicia | 15 | 11 | 257 | 17.1 | 44 | 98 | .449 | | | | 12 | 24 | .500 | | | 82 | 5.5 | 23 | 0 | 11 | 40 | 18 | 15 | 100 | 6.7 |
| Dufficy, Pat | 6 | 0 | 13 | 2.1 | 5 | 24 | .208 | | | | 14 | 23 | .609 | | | 14 | 2.3 | 7 | 0 | 1 | 4 | 2 | 7 | 24 | 4.0 |
| Rawl, Cindy | 6 | 0 | 6 | 1.0 | 3 | 10 | .300 | | | | 4 | 9 | .444 | | | 4 | 0.7 | 1 | 0 | 2 | 7 | 0 | 2 | 10 | 1.7 |
| Buck, Tina | 7 | 0 | 52 | 7.4 | 5 | 14 | .357 | | | | 0 | 1 | .000 | | | 4 | 0.7 | 1 | 0 | 4 | 6 | 0 | 0 | 10 | 1.4 |
| Rawl, Candi | 6 | 0 | 5 | 0.9 | 2 | 8 | .250 | | | | 4 | 8 | .500 | | | 7 | 1.2 | 6 | 0 | 0 | 7 | 0 | 3 | 8 | 1.3 |
| Holland, Liz | 6 | 0 | 3 | 0.5 | 2 | 5 | .400 | | | | 2 | 21 | .000 | | | 1 | 0.2 | 2 | 0 | 0 | 1 | 0 | 1 | 6 | 1.0 |
| Reeves, Pam | 7 | 0 | 38 | 5.4 | 0 | 7 | .000 | | | | 4 | 41 | .000 | | | 8 | 1.1 | 6 | 0 | 0 | 4 | 0 | 1 | 4 | 0.6 |
| Nance, Mona | 8 | 0 | 7 | 0.9 | 1 | 3 | .333 | | | | 1 | 2 | .500 | | | 5 | 0.6 | 8 | 0 | 1 | 4 | 0 | 1 | 3 | 0.4 |
| TEAM..... | | | | | | | | | | | | | | | | 108 | 3.5 | | | | | | | | |
| Total..... | 31 | | | | 974 | 1986 | .490 | | | | 394 | 598 | .659 | | | 1261 | 40.4 | 519 | 13 | 508 | 628 | 114 | 358 | 2341 | 75.5 |
| Opponents..... | 31 | | | | 864 | 2109 | .410 | | | | 333 | 469 | .710 | | | 1192 | 38.5 | 585 | 20 | 434 | 642 | 44 | 278 | 2061 | 66.5 |

Staff

1982-83

Players

| Player | GP | GS | Min | Avg | FG | FGA | Pct | 3FG | FGA | Pct | FT | FTA | Pct | Off | Def | Tot | Avg | PF | FO | A | TO | Blk | Stl | Pts | Avg |
|--------------------|----|----|-----|------|-----|------|------|-----|-----|-----|-----|-----|------|-----|-----|------|------|-----|----|-----|-----|-----|-----|------|------|
| Gilmore, Sharon | 28 | 28 | 876 | 31.3 | 184 | 317 | .580 | | | | 57 | 91 | .626 | | | 232 | 8.3 | 103 | 7 | 13 | 88 | 29 | 31 | 425 | 15.2 |
| McAlister, Marsi | 28 | 28 | 980 | 35.0 | 175 | 372 | .470 | | | | 63 | 89 | .708 | | | 188 | 6.7 | 78 | 1 | 117 | 119 | 6 | 47 | 413 | 14.8 |
| Parker, Becky | 28 | 27 | 952 | 34.0 | 129 | 284 | .454 | | | | 54 | 77 | .701 | | | 137 | 4.9 | 83 | 3 | 96 | 67 | 9 | 47 | 312 | 11.1 |
| Johnson, Evelyn | 16 | 11 | 259 | 16.2 | 88 | 192 | .458 | | | | 60 | 90 | .667 | | | 106 | 6.6 | 56 | 4 | 22 | 41 | 7 | 17 | 236 | 14.8 |
| Rivers, Sharon | 27 | 24 | 794 | 29.4 | 85 | 172 | .494 | | | | 44 | 57 | .772 | | | 69 | 2.6 | 83 | 4 | 143 | 0 | 4 | 61 | 214 | 7.9 |
| Lynch, Gwen | 23 | 9 | 340 | 14.8 | 71 | 154 | .461 | | | | 12 | 16 | .750 | | | 46 | 2.0 | 21 | 0 | 20 | 20 | 1 | 16 | 154 | 6.7 |
| Ballou, Mindy | 28 | 5 | 77 | 15.4 | 54 | 130 | .415 | | | | 26 | 38 | .684 | | | 50 | 1.8 | 35 | 0 | 40 | 64 | 3 | 12 | 134 | 4.8 |
| Thomas, Michelle | 13 | 8 | 161 | 12.4 | 39 | 101 | .386 | | | | 12 | 29 | .414 | | | 77 | 5.9 | 31 | 2 | 18 | 24 | 13 | 11 | 90 | 6.9 |
| Malichi, Lisa | 9 | 0 | 32 | 3.6 | 7 | 26 | .269 | | | | 17 | 23 | .739 | | | 19 | 2.1 | 14 | 0 | 0 | 10 | 4 | 3 | 31 | 3.4 |
| Wheaton, Krysti | 20 | 0 | 122 | 6.1 | 12 | 37 | .324 | | | | 4 | 14 | .286 | | | 25 | 1.3 | 19 | 0 | 3 | 15 | 2 | 2 | 28 | 1.4 |
| Frost, Colleen | 13 | 0 | 17 | 1.3 | 3 | 7 | .429 | | | | 3 | 4 | .750 | | | 7 | 0.5 | 11 | 0 | 1 | 4 | 2 | 2 | 9 | 0.7 |
| Thompson, Dissy | 13 | 0 | 16 | 1.2 | 3 | 4 | .750 | | | | 2 | 21 | .000 | | | 4 | 0.3 | 5 | 0 | 2 | 3 | 0 | 0 | 8 | 0.6 |
| Southers, Brantley | 1 | 0 | 0+ | 0.1 | 1 | 3 | .333 | | | | 0 | 0 | — | | | 2 | 2.0 | 1 | 0 | 0 | 1 | 0 | 0 | 2 | 2.0 |
| TEAM..... | | | | | | | | | | | | | | | | 119 | 4.3 | | | | | | | | |
| Total..... | 28 | | | | 851 | 1799 | .473 | | | | 354 | 530 | .668 | | | 1081 | 38.6 | 540 | 21 | 475 | 565 | 80 | 249 | 2056 | 73.4 |
| Opponents..... | 28 | | | | 830 | 1872 | .443 | | | | 349 | 561 | .622 | | | 1174 | 41.9 | 535 | 23 | 441 | 560 | 71 | 249 | 2009 | 71.8 |

11-12 Review


Records

1983-84

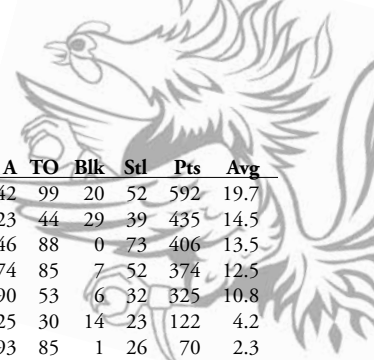
History

| Player | GP | GS | Min | Avg | FG | FGA | Pct | 3FG | FGA | Pct | FT | FTA | Pct | Off | Def | Tot | Avg | PF | FO | A | TO | Blk | Stl | Pts | Avg |
|--------------------|----|----|------|------|-----|------|------|-----|-----|-----|-----|-----|------|-----|-----|------|------|-----|----|-----|-----|-----|-----|------|------|
| Southers, Brantley | 30 | 30 | 1008 | 33.6 | 239 | 460 | .520 | | | | 73 | 88 | .830 | | | 240 | 8.0 | 78 | 2 | 0 | 82 | 0 | 0 | 551 | 18.4 |
| Gilmore, Sharon | 30 | 28 | 807 | 26.9 | 154 | 338 | .456 | | | | 92 | 133 | .692 | | | 215 | 7.2 | 92 | 2 | 26 | 68 | 34 | 32 | 400 | 13.3 |
| McAlister, Marsi | 29 | 29 | 940 | 32.4 | 152 | 345 | .441 | | | | 57 | 76 | .750 | | | 158 | 5.4 | 92 | 3 | 128 | 109 | 5 | 49 | 361 | 12.4 |
| Ballou, Mindy | 30 | 30 | 1053 | 35.1 | 137 | 261 | .525 | | | | 55 | 75 | .733 | | | 77 | 2.6 | 71 | 2 | 219 | 132 | 3 | 42 | 329 | 11.0 |
| Najarian, Renee | 27 | 11 | 721 | 26.7 | 84 | 164 | .512 | | | | 63 | 97 | .649 | | | 168 | 6.2 | 83 | 4 | 28 | 53 | 10 | 20 | 231 | 8.6 |
| Lynch, Gwen | 30 | 21 | 747 | 24.9 | 91 | 194 | .469 | | | | 12 | 16 | .750 | | | 58 | 1.9 | 61 | 1 | 60 | 35 | 2 | 34 | 194 | 6.5 |
| Williams, Monica | 30 | 1 | 468 | 15.6 | 59 | 133 | .444 | | | | 21 | 36 | .583 | | | 89 | 2.9 | 55 | 1 | 28 | 43 | 9 | 34 | 139 | 4.6 |
| Frost, Colleen | 13 | 0 | 53 | 4.1 | 8 | 21 | .381 | | | | 9 | 18 | .500 | | | 8 | 0.6 | 20 | 0 | 0 | 0 | 0 | 0 | 25 | 1.9 |
| McAlister, Amy | 12 | 0 | 60 | 5.0 | 6 | 16 | .375 | | | | 6 | 10 | .600 | | | 9 | 0.8 | 19 | 0 | 2 | 14 | 0 | 0 | 18 | 1.5 |
| Harvey, Tammy | 16 | 0 | 91 | 5.7 | 5 | 17 | .294 | | | | 5 | 7 | .714 | | | 16 | 1.0 | 15 | 0 | 4 | 8 | 1 | 4 | 15 | 0.9 |
| Thompson, Dissy | 12 | 0 | 53 | 4.4 | 4 | 11 | .364 | | | | 0 | 1 | .000 | | | 8 | 0.7 | 10 | 0 | 7 | 4 | 0 | 4 | 8 | 0.7 |
| Belcher, Shannon | 7 | 0 | 15 | 2.1 | 1 | 4 | .250 | | | | 0 | 1 | .000 | | | 3 | 0.4 | 2 | 0 | 0 | 2 | 1 | 1 | 2 | 0.3 |
| TEAM..... | | | | | | | | | | | | | | | | 99 | 3.3 | | | | | | | | |
| Total..... | 30 | | | | 940 | 1964 | .479 | | | | 393 | 558 | .704 | | | 1149 | 38.3 | 598 | 15 | 557 | 246 | 89 | 246 | 2273 | 75.8 |
| Opponents..... | 30 | | | | 843 | 1954 | .431 | | | | 441 | 637 | .692 | | | 1202 | 40.1 | 565 | 22 | 424 | 237 | 80 | 237 | 2127 | 70.9 |

The University



YEAR-BY-YEAR STATISTICS



1988-89

| Player | GP | GS | Min | Avg | FG | FGA | Pct | 3FG | FGA | Pct | FT | FTA | Pct | Off | Def | Tot | Avg | PF | FO | A | TO | Blk | Stl | Pts | Avg |
|------------------|----|----|------|------|-----|------|------|-----|--------|------|-----|-----|------|-----|-----|------|------|-----|----|-----|-----|-----|-----|------|------|
| Hunt, Beth | 30 | 30 | 915 | 30.5 | 242 | 420 | .576 | 1 | 11.000 | | 107 | 141 | .759 | 107 | 169 | 276 | 9.2 | 78 | 2 | 42 | 99 | 20 | 52 | 592 | 19.7 |
| Banner, Schonna | 30 | 30 | 891 | 29.7 | 192 | 344 | .558 | 0 | 0 | — | 51 | 80 | .638 | 71 | 154 | 225 | 7.5 | 89 | 3 | 23 | 44 | 29 | 39 | 435 | 14.5 |
| Parker, Martha | 30 | 30 | 1043 | 34.8 | 143 | 255 | .561 | 1 | 5 | .200 | 119 | 150 | .793 | 50 | 122 | 172 | 5.7 | 96 | 1 | 146 | 88 | 0 | 73 | 406 | 13.5 |
| Diaz, Lisa | 30 | 29 | 911 | 30.4 | 161 | 297 | .542 | 1 | 3 | .333 | 51 | 69 | .739 | 32 | 43 | 75 | 2.5 | 57 | 0 | 174 | 85 | 7 | 52 | 374 | 12.5 |
| Middleton, Karen | 30 | 3 | 810 | 27.0 | 131 | 283 | .463 | 51 | 112 | .455 | 12 | 19 | .632 | 18 | 51 | 69 | 2.3 | 33 | 0 | 90 | 53 | 6 | 32 | 325 | 10.8 |
| Hawkins, Beverly | 29 | 0 | 478 | 16.5 | 48 | 109 | .440 | 0 | 0 | — | 26 | 38 | .684 | 32 | 44 | 76 | 2.6 | 35 | 1 | 25 | 30 | 14 | 23 | 122 | 4.2 |
| David, Sherry | 30 | 28 | 625 | 20.8 | 29 | 67 | .433 | 0 | 0 | — | 12 | 20 | .600 | 4 | 35 | 39 | 1.3 | 73 | 2 | 93 | 85 | 1 | 26 | 70 | 2.3 |
| Joyner, Lori | 17 | 0 | 125 | 7.4 | 12 | 30 | .400 | 0 | 0 | — | 11 | 16 | .688 | 1 | 5 | 6 | 0.4 | 12 | 0 | 17 | 16 | 1 | 6 | 35 | 2.1 |
| Gardner, Ann | 17 | 0 | 114 | 6.7 | 11 | 29 | .379 | 0 | 0 | — | 7 | 8 | .875 | 9 | 12 | 21 | 1.2 | 9 | 0 | 3 | 2 | 1 | 2 | 29 | 1.7 |
| McMillian, Treka | 10 | 0 | 72 | 7.2 | 4 | 14 | .286 | 0 | 0 | — | 4 | 12 | .333 | 8 | 17 | 25 | 2.5 | 9 | 0 | 3 | 2 | 1 | 2 | 12 | 1.2 |
| Parker, Tracey | 4 | 0 | 16 | 4.0 | 3 | 4 | .750 | 0 | 0 | — | 1 | 2 | .500 | 0 | 0 | 0 | 0.0 | 1 | 0 | 2 | 1 | 0 | 1 | 7 | 1.8 |
| Total..... | 30 | | | | 976 | 1852 | .527 | 54 | 121 | .446 | 401 | 555 | .723 | 332 | 652 | 1068 | 35.6 | 492 | 9 | 618 | 510 | 81 | 310 | 2407 | 80.2 |
| Opponents..... | 30 | | | | 808 | 1866 | .433 | 50 | 146 | .342 | 323 | 494 | .654 | 384 | 556 | 1057 | 35.2 | 518 | 11 | 437 | 613 | 46 | 258 | 1989 | 66.3 |

1989-90

| Player | GP | GS | Min | Avg | FG | FGA | Pct | 3FG | FGA | Pct | FT | FTA | Pct | Off | Def | Tot | Avg | PF | FO | A | TO | Blk | Stl | Pts | Avg |
|------------------|----|----|------|------|------|------|------|-----|-----|------|-----|-----|------|-----|-----|------|------|-----|----|-----|-----|-----|-----|------|------|
| Hunt, Beth | 33 | 33 | 1054 | 31.9 | 316 | 547 | .578 | 1 | 8 | .125 | 115 | 171 | .673 | 107 | 230 | 337 | 10.2 | 73 | 1 | 55 | 95 | 21 | 52 | 748 | 22.7 |
| Middleton, Karen | 33 | 33 | 1139 | 34.5 | 163 | 327 | .498 | 76 | 162 | .469 | 35 | 49 | .714 | 36 | 112 | 148 | 4.5 | 63 | 2 | 105 | 70 | 2 | 42 | 437 | 13.2 |
| Banner, Schonna | 33 | 33 | 1051 | 31.8 | 181 | 317 | .571 | 0 | 0 | — | 55 | 82 | .671 | 80 | 174 | 254 | 7.7 | 90 | 1 | 35 | 48 | 25 | 36 | 417 | 12.6 |
| Diaz, Lisa | 33 | 33 | 1100 | 33.3 | 176 | 374 | .471 | 0 | 1 | .000 | 45 | 55 | .818 | 31 | 57 | 88 | 2.7 | 63 | 1 | 138 | 88 | 1 | 52 | 397 | 12.0 |
| Williams, Marsha | 33 | 0 | 430 | 13.0 | 57 | 131 | .435 | 0 | 0 | — | 42 | 65 | .646 | 65 | 87 | 152 | 4.6 | 84 | 3 | 3 | 43 | 6 | 11 | 156 | 4.7 |
| David, Sherry | 32 | 32 | 905 | 28.3 | 47 | 123 | .382 | 1 | 2 | .500 | 22 | 34 | .647 | 7 | 40 | 47 | 1.5 | 87 | 1 | 161 | 109 | 2 | 59 | 117 | 3.7 |
| Joyner, Lori | 33 | 0 | 430 | 13.0 | 42 | 112 | .375 | 8 | 22 | .364 | 20 | 36 | .556 | 3 | 27 | 30 | 0.9 | 40 | 0 | 52 | 57 | 0 | 23 | 112 | 3.4 |
| McMillian, Treka | 21 | 1 | 217 | 10.3 | 9 | 18 | .500 | 0 | 0 | — | 16 | 25 | .640 | 27 | 47 | 74 | 3.5 | 13 | 0 | 3 | 12 | 0 | 4 | 34 | 1.6 |
| Murray, Michelle | 14 | 0 | 90 | 6.4 | 9 | 24 | .375 | 0 | 0 | — | 4 | 12 | .333 | 15 | 15 | 30 | 2.1 | 19 | 0 | 1 | 1 | 3 | 1 | 22 | 1.6 |
| Gardner, Ann | 18 | 0 | 168 | 9.3 | 9 | 39 | .231 | 0 | 0 | — | 4 | 8 | .500 | 9 | 22 | 31 | 1.7 | 12 | 0 | 13 | 13 | 1 | 4 | 22 | 1.2 |
| Hawkins, Beverly | 13 | 0 | 91 | 7.0 | 5 | 24 | .208 | 0 | 0 | — | 4 | 9 | .444 | 8 | 15 | 23 | 1.8 | 6 | 0 | 6 | 19 | 0 | 2 | 14 | 1.1 |
| Total..... | 33 | | | | 1014 | 2036 | .498 | 86 | 195 | .441 | 362 | 546 | .663 | 388 | 826 | 1328 | 40.2 | 550 | 9 | 572 | 564 | 61 | 286 | 2476 | 75.0 |
| Opponents..... | 33 | | | | 822 | 2040 | .403 | 80 | 262 | .305 | 365 | 544 | .671 | 366 | 664 | 1131 | 34.3 | 558 | 15 | 437 | 557 | 47 | 265 | 2089 | 63.3 |

1990-91

| Player | GP | GS | Min | Avg | FG | FGA | Pct | 3FG | FGA | Pct | FT | FTA | Pct | Off | Def | Tot | Avg | PF | FO | A | TO | Blk | Stl | Pts | Avg |
|------------------|----|----|------|------|-----|------|------|-----|-----|------|-----|-----|------|-----|-----|------|------|-----|----|-----|-----|-----|-----|------|------|
| Middleton, Karen | 31 | 31 | 1134 | 36.6 | 187 | 437 | .428 | 115 | 265 | .434 | 55 | 67 | .821 | 50 | 97 | 147 | 4.7 | 56 | 0 | 122 | 85 | 1 | 52 | 544 | 17.5 |
| Williams, Marsha | 31 | 30 | 947 | 30.5 | 209 | 440 | .475 | 0 | 0 | — | 87 | 128 | .680 | 126 | 177 | 303 | 9.8 | 95 | 4 | 24 | 85 | 19 | 17 | 505 | 16.3 |
| Joyner, Lori | 30 | 28 | 907 | 30.2 | 184 | 391 | .471 | 11 | 48 | .229 | 105 | 139 | .755 | 18 | 69 | 87 | 2.9 | 67 | 3 | 97 | 94 | 0 | 51 | 484 | 16.1 |
| Murray, Michelle | 31 | 0 | 599 | 19.3 | 56 | 145 | .386 | 0 | 0 | — | 28 | 70 | .400 | 71 | 130 | 201 | 6.5 | 57 | 0 | 4 | 37 | 53 | 4 | 140 | 4.5 |
| David, Sherry | 30 | 28 | 842 | 28.1 | 49 | 133 | .368 | 2 | 4 | .500 | 39 | 51 | .765 | 12 | 50 | 62 | 2.1 | 74 | 1 | 160 | 107 | 9 | 55 | 139 | 4.6 |
| Bass, Nicki | 28 | 0 | 401 | 14.3 | 44 | 115 | .383 | 32 | 83 | .386 | 13 | 20 | .650 | 9 | 14 | 23 | 0.8 | 40 | 0 | 22 | 31 | 0 | 13 | 133 | 4.8 |
| Gardner, Ann | 30 | 7 | 522 | 17.4 | 49 | 118 | .415 | 26 | 71 | .366 | 7 | 13 | .538 | 28 | 70 | 98 | 3.3 | 29 | 0 | 26 | 26 | 1 | 16 | 131 | 4.4 |
| McMillian, Treka | 31 | 30 | 749 | 24.2 | 30 | 71 | .423 | 0 | 1 | .000 | 27 | 59 | .458 | 98 | 105 | 203 | 6.5 | 56 | 0 | 11 | 28 | 5 | 20 | 87 | 2.8 |
| Moss, Wendy | 12 | 0 | 79 | 6.6 | 9 | 23 | .391 | 3 | 9 | .333 | 4 | 5 | .800 | 5 | 8 | 13 | 1.1 | 5 | 0 | 6 | 1 | 1 | 3 | 25 | 2.1 |
| Hawkins, Beverly | 11 | 1 | 60 | 5.5 | 9 | 15 | .600 | 0 | 0 | — | 5 | 11 | .455 | 12 | 9 | 21 | 1.9 | 5 | 0 | 0 | 5 | 2 | 3 | 23 | 2.1 |
| Wilkins, Shayla | 2 | 0 | 10 | 5.0 | 0 | 3 | .000 | 0 | 0 | — | 0 | 0 | — | 1 | 0 | 1 | 0.5 | 0 | 0 | 1 | 2 | 0 | 1 | 0 | 0.0 |
| Total..... | 31 | | | | 826 | 1891 | .437 | 189 | 481 | .393 | 370 | 563 | .657 | 430 | 729 | 1304 | 42.1 | 484 | 8 | 473 | 501 | 91 | 235 | 2211 | 71.3 |
| Opponents..... | 31 | | | | 781 | 1971 | .396 | 91 | 328 | .277 | 326 | 470 | .694 | 402 | 628 | 1141 | 36.8 | 527 | 14 | 399 | 483 | 68 | 230 | 1979 | 63.8 |

1991-92

| Player | GP | GS | Min | Avg | FG | FGA | Pct | 3FG | FGA | Pct | FT | FTA | Pct | Off | Def | Tot | Avg | PF | FO | A | TO | Blk | Stl | Pts | Avg |
|------------------|----|----|-----|------|-----|------|------|-----|-----|------|-----|-----|------|-----|-----|------|------|-----|----|-----|-----|-----|-----|------|------|
| Williams, Marsha | 28 | 28 | 924 | 33.0 | 236 | 508 | .465 | 0 | 0 | — | 126 | 200 | .630 | 133 | 182 | 315 | 11.3 | 79 | 3 | 21 | 94 | 17 | 26 | 598 | 21.4 |
| Timmons, Christi | 28 | 28 | 932 | 33.3 | 107 | 299 | .358 | 84 | 241 | .349 | 28 | 37 | .757 | 10 | 71 | 81 | 2.9 | 50 | 1 | 102 | 104 | 11 | 60 | 326 | 11.6 |
| Bass, Nicki | 28 | 26 | 857 | 30.6 | 52 | 164 | .317 | 31 | 92 | .337 | 81 | 196 | .413 | 13 | 40 | 53 | 1.9 | 82 | 2 | 96 | 137 | 3 | 33 | 216 | 7.7 |
| Randall, Jenny | 24 | 13 | 509 | 21.2 | 63 | 159 | .396 | 19 | 50 | .380 | 40 | 58 | .690 | 32 | 51 | 83 | 3.5 | 62 | 2 | 38 | 57 | 10 | 16 | 185 | 7.7 |
| Murray, Michelle | 28 | 3 | 555 | 19.8 | 50 | 124 | .403 | 0 | 0 | .000 | 30 | 66 | .455 | 84 | 112 | 196 | 7.0 | 56 | 0 | 5 | 31 | 49 | 22 | 130 | 4.6 |
| Moss, Wendy | 28 | 3 | 362 | 12.9 | 36 | 97 | .371 | 12 | 38 | .316 | 9 | 13 | .692 | 13 | 24 | 37 | 1.3 | 12 | 0 | 23 | 35 | 2 | 12 | 93 | 3.3 |
| Wilkins, Shayla | 28 | 9 | 409 | 14.6 | 32 | 83 | .386 | 2 | 7 | .286 | 21 | 30 | .700 | 35 | 37 | 72 | 2.6 | 24 | 0 | 21 | 42 | 3 | 30 | 87 | 3.1 |
| McMillian, Treka | 27 | 25 | 668 | 24.7 | 19 | 49 | .388 | 0 | 0 | — | 19 | 39 | .487 | 70 | 92 | 162 | 6.0 | 70 | 2 | 13 | 25 | 3 | 25 | 57 | 2.1 |
| Canty, Brit | 28 | 5 | 409 | 14.6 | 19 | 69 | .275 | 1 | 6 | .167 | 6 | 15 | .400 | 9 | 24 | 33 | 1.2 | 26 | 0 | 38 | 67 | 1 | 23 | 45 | 1.6 |
| TEAM..... | | | | | | | | | | | | | | | | 103 | 3.6 | | | | | | | | |
| Total..... | 28 | | | | 614 | 1552 | .396 | 149 | 434 | .343 | 360 | 564 | .638 | 399 | 633 | 1135 | 40.5 | 461 | 10 | 357 | 592 | 99 | 247 | 1737 | 62.0 |
| Opponents..... | 28 | | | | 646 | 1659 | .389 | 88 | 299 | .294 | 317 | 477 | .665 | 359 | 578 | 1063 | 38.0 | 545 | 15 | 355 | 501 | 54 | 308 | 1697 | 60.6 |

YEAR-BY-YEAR STATISTICS

2000-01

| Player | GP | GS | Min | Avg | FG | FGA | Pct | 3FG | FGA | Pct | FT | FTA | Pct | Off | Def | Tot | Avg | PF | FO | A | TO | Blk | Stl | Pts | Avg |
|----------------------|----|----|-----|------|-----|------|------|-----|-----|------|-----|-----|-------|-----|-----|------|------|-----|----|-----|-----|-----|-----|------|------|
| Geter, Teresa | 27 | 25 | 800 | 29.6 | 113 | 190 | .595 | 12 | 25 | .480 | 74 | 99 | .747 | 52 | 124 | 176 | 6.5 | 69 | 2 | 55 | 72 | 58 | 54 | 312 | 11.6 |
| Troina, Tatyana | 28 | 18 | 669 | 23.9 | 104 | 267 | .390 | 44 | 138 | .319 | 47 | 63 | .746 | 62 | 63 | 125 | 4.5 | 66 | 2 | 45 | 64 | 9 | 24 | 299 | 10.7 |
| Gortman, Shaunzinski | 27 | 26 | 843 | 31.2 | 112 | 293 | .382 | 34 | 105 | .324 | 40 | 57 | .702 | 32 | 106 | 138 | 5.1 | 73 | 2 | 80 | 98 | 10 | 52 | 298 | 11.0 |
| Anaz, Nihan | 28 | 13 | 733 | 26.2 | 96 | 228 | .421 | 18 | 57 | .316 | 46 | 68 | .979 | 30 | 30 | 60 | 2.1 | 55 | 2 | 68 | 81 | 1 | 17 | 256 | 9.1 |
| Ujhelyi, Petra | 28 | 26 | 651 | 23.3 | 96 | 207 | .464 | 0 | 2 | .000 | 44 | 81 | .543 | 53 | 124 | 177 | 6.3 | 89 | 5 | 42 | 59 | 23 | 33 | 236 | 8.4 |
| Segres, Shannon | 28 | 2 | 453 | 16.2 | 55 | 143 | .385 | 8 | 21 | .381 | 33 | 48 | .688 | 46 | 81 | 127 | 4.5 | 61 | 1 | 6 | 42 | 3 | 14 | 151 | 5.4 |
| Ajanovic, Ines | 26 | 1 | 275 | 10.6 | 35 | 75 | .467 | 13 | 26 | .500 | 16 | 29 | .552 | 29 | 46 | 75 | 2.9 | 31 | 0 | 16 | 34 | 1 | 9 | 99 | 3.8 |
| Strohm, Daniela | 27 | 8 | 392 | 14.5 | 28 | 81 | .346 | 13 | 37 | .351 | 8 | 9 | .889 | 2 | 10 | 12 | 0.4 | 36 | 2 | 11 | 33 | 0 | 5 | 77 | 2.9 |
| Ciocan, Cristina | 28 | 18 | 556 | 19.9 | 31 | 83 | .373 | 2 | 15 | .133 | 9 | 16 | .563 | 12 | 47 | 59 | 2.1 | 56 | 2 | 81 | 78 | 7 | 39 | 73 | 2.6 |
| Hoglund, Linda | 16 | 0 | 79 | 4.9 | 9 | 21 | .429 | 2 | 7 | .286 | 5 | 6 | .833 | 5 | 5 | 10 | 0.6 | 9 | 0 | 5 | 6 | 1 | 4 | 25 | 1.6 |
| Szakacs, Ildiko | 13 | 0 | 94 | 7.2 | 7 | 23 | .304 | 2 | 12 | .167 | 4 | 4 | 1.000 | 2 | 9 | 11 | 0.8 | 9 | 0 | 5 | 6 | 1 | 4 | 20 | 1.5 |
| Hollosy, Viktoria | 3 | 1 | 5 | 1.7 | 1 | 2 | .500 | 0 | 0 | — | 0 | 0 | — | 0 | 0 | 0 | 0.0 | 1 | 0 | 0 | 1 | 0 | 0 | 2 | 0.7 |
| Hill, Crishna | 4 | 1 | 25 | 6.3 | 1 | 5 | .200 | 0 | 2 | .000 | 0 | 0 | — | 0 | 0 | 0 | 0.0 | 4 | 0 | 0 | 2 | 0 | 0 | 2 | 0.5 |
| Cook, Tasha | 5 | 1 | 24 | 4.8 | 1 | 2 | .500 | 0 | 0 | — | 0 | 0 | — | 0 | 0 | 0 | 0.0 | 1 | 0 | 3 | 1 | 0 | 0 | 2 | 0.4 |
| Murry, Melanie | 1 | 0 | 1 | 1.0 | 0 | 1 | .000 | 0 | 0 | — | 0 | 0 | — | 0 | 0 | 0 | 0.0 | 0 | 0 | 0 | 0 | 0 | 0 | 0 | 0.0 |
| TEAM..... | | | | | | | | | | | | | | 48 | 63 | 111 | 4.0 | | | | | 11 | | | |
| Total..... | 28 | | | | 689 | 1324 | .520 | 148 | 447 | .331 | 326 | 480 | .679 | 370 | 708 | 1078 | 38.5 | 560 | 18 | 414 | 589 | 113 | 254 | 1852 | 66.1 |
| Opponents..... | 28 | | | | 677 | 1680 | .403 | 134 | 419 | .320 | 415 | 621 | .668 | 409 | 647 | 1056 | 37.7 | 450 | 9 | 416 | 498 | 73 | 266 | 1903 | 68.0 |

2001-02

| Player | GP | GS | Min | Avg | FG | FGA | Pct | 3FG | FGA | Pct | FT | FTA | Pct | Off | Def | Tot | Avg | PF | FO | A | TO | Blk | Stl | Pts | Avg |
|----------------------|----|----|-----|------|-----|------|------|-----|-----|------|-----|-----|-------|-----|-----|------|------|-----|----|-----|-----|-----|-----|------|------|
| Penn, Jocelyn | 32 | 31 | 991 | 31.0 | 218 | 351 | .621 | 0 | 0 | .000 | 89 | 140 | .636 | 94 | 121 | 214 | 6.7 | 83 | 3 | 53 | 74 | 2 | 94 | 525 | 16.4 |
| Gortman, Shaunzinski | 31 | 29 | 982 | 31.7 | 176 | 414 | .425 | 52 | 143 | .364 | 68 | 102 | .667 | 56 | 133 | 189 | 6.1 | 73 | 2 | 93 | 89 | 7 | 62 | 472 | 15.2 |
| Geter, Teresa | 28 | 23 | 720 | 25.7 | 94 | 195 | .482 | 0 | 6 | .000 | 69 | 85 | .812 | 62 | 115 | 177 | 6.3 | 68 | 2 | 46 | 48 | 41 | 44 | 257 | 9.2 |
| Troina, Tatyana | 31 | 4 | 566 | 18.3 | 86 | 210 | .410 | 48 | 135 | .356 | 15 | 24 | .625 | 45 | 48 | 93 | 3.0 | 59 | 1 | 34 | 46 | 7 | 25 | 235 | 7.6 |
| Ujhelyi, Petra | 32 | 28 | 830 | 25.9 | 93 | 215 | .433 | 0 | 6 | .000 | 32 | 66 | .485 | 58 | 131 | 189 | 5.9 | 87 | 3 | 64 | 56 | 45 | 57 | 218 | 6.8 |
| Ciocan, Cristina | 30 | 29 | 852 | 28.4 | 80 | 192 | .417 | 17 | 40 | .425 | 25 | 46 | .543 | 16 | 51 | 67 | 2.2 | 77 | 1 | 185 | 102 | 5 | 68 | 202 | 6.7 |
| Morrone, Kelly | 30 | 4 | 646 | 21.5 | 60 | 166 | .361 | 45 | 127 | .354 | 15 | 29 | .517 | 16 | 45 | 61 | 2.0 | 29 | 0 | 63 | 57 | 1 | 27 | 180 | 6.0 |
| Ajanovic, Ines | 28 | 4 | 262 | 9.4 | 40 | 97 | .412 | 6 | 27 | .222 | 14 | 25 | .560 | 23 | 28 | 51 | 1.8 | 26 | 0 | 12 | 32 | 3 | 5 | 100 | 3.6 |
| Segres, Shannon | 30 | 6 | 292 | 9.7 | 25 | 66 | .379 | 0 | 7 | .000 | 23 | 37 | .622 | 33 | 43 | 76 | 2.5 | 32 | 0 | 13 | 23 | 3 | 9 | 73 | 2.4 |
| Hill, Crishna | 21 | 2 | 145 | 6.9 | 11 | 30 | .367 | 3 | 13 | .231 | 4 | 6 | .667 | 11 | 7 | 18 | 0.9 | 13 | 0 | 12 | 7 | 1 | 7 | 29 | 1.4 |
| Reese, Tonisha | 9 | 0 | 37 | 4.1 | 6 | 22 | .273 | 1 | 12 | .083 | 3 | 6 | .500 | 2 | 4 | 6 | 0.7 | 2 | 0 | 4 | 5 | 0 | 0 | 16 | 1.8 |
| Redd, Vania | 10 | 0 | 54 | 5.4 | 4 | 12 | .333 | 0 | 0 | .000 | 6 | 6 | 1.000 | 5 | 3 | 8 | 0.8 | 5 | 0 | 4 | 2 | 0 | 4 | 14 | 1.4 |
| Hoglund, Linda | 12 | 0 | 47 | 3.9 | 5 | 17 | .294 | 2 | 8 | .250 | 2 | 4 | .500 | 2 | 6 | 8 | 0.7 | 6 | 0 | 3 | 7 | 0 | 4 | 14 | 1.2 |
| Murry, Melanie | 2 | 0 | 1 | 0.5 | 0 | 0 | .000 | 0 | 0 | .000 | 0 | 0 | .000 | 0 | 0 | 0 | 0.0 | 0 | 0 | 0 | 0 | 0 | 0 | 0 | 0.0 |
| TEAM..... | | | | | | | | | | | | | | 45 | 64 | 109 | 3.4 | | | | | 9 | | | |
| Total..... | 32 | | | | 898 | 1987 | .452 | 174 | 524 | .332 | 365 | 576 | .634 | 468 | 799 | 1267 | 39.6 | 560 | 12 | 586 | 557 | 115 | 406 | 2335 | 73.0 |
| Opponents..... | 32 | | | | 719 | 1816 | .396 | 144 | 462 | .312 | 400 | 563 | .710 | 394 | 736 | 1130 | 35.3 | 511 | 8 | 386 | 626 | 72 | 257 | 1982 | 61.9 |

2002-03

| Player | GP | GS | Min | Avg | FG | FGA | Pct | 3FG | FGA | Pct | FT | FTA | Pct | Off | Def | Tot | Avg | PF | FO | A | TO | Blk | Stl | Pts | Avg |
|------------------|----|----|------|------|-----|------|------|-----|-----|------|-----|-----|------|-----|-----|------|------|-----|----|-----|-----|-----|-----|------|------|
| Penn, Jocelyn | 30 | 30 | 1088 | 36.3 | 282 | 449 | .628 | 14 | 37 | .378 | 138 | 194 | .711 | 100 | 142 | 242 | 8.1 | 91 | 3 | 58 | 107 | 1 | 112 | 716 | 23.9 |
| Ciocan, Cristina | 31 | 31 | 1038 | 33.5 | 161 | 375 | .429 | 42 | 129 | .326 | 57 | 74 | .770 | 34 | 100 | 134 | 4.3 | 88 | 5 | 207 | 138 | 6 | 74 | 421 | 13.6 |
| Ujhelyi, Petra | 31 | 31 | 1067 | 34.4 | 155 | 343 | .452 | 5 | 17 | .294 | 47 | 89 | .528 | 90 | 198 | 288 | 9.3 | 84 | 5 | 102 | 80 | 48 | 49 | 362 | 11.7 |
| Burgess, Sarah | 28 | 0 | 511 | 18.3 | 60 | 147 | .408 | 35 | 103 | .340 | 32 | 47 | .681 | 30 | 39 | 69 | 2.5 | 31 | 0 | 26 | 30 | 1 | 32 | 187 | 6.7 |
| Morrone, Kelly | 31 | 31 | 820 | 26.5 | 55 | 164 | .335 | 62 | 189 | .328 | 39 | 63 | .619 | 69 | 99 | 168 | 5.4 | 75 | 3 | 39 | 66 | 5 | 33 | 166 | 5.4 |
| Johnson, Koretha | 31 | 31 | 820 | 26.5 | 55 | 164 | .335 | 17 | 63 | .270 | 39 | 63 | .619 | 69 | 99 | 168 | 5.4 | 75 | 3 | 39 | 66 | 5 | 33 | 166 | 5.4 |
| Gritsaeva, Olga | 20 | 1 | 230 | 11.5 | 19 | 49 | .388 | 1 | 6 | .167 | 23 | 45 | .511 | 25 | 27 | 52 | 2.6 | 25 | 0 | 16 | 9 | 6 | 7 | 62 | 3.1 |
| Reese, Tonisha | 22 | 0 | 138 | 6.3 | 22 | 71 | .310 | 12 | 43 | .279 | 4 | 6 | .667 | 6 | 13 | 19 | 0.9 | 12 | 0 | 6 | 15 | 0 | 5 | 60 | 2.7 |
| Roszak, Kasia | 21 | 0 | 156 | 7.4 | 7 | 23 | .304 | 0 | 0 | — | 6 | 14 | .429 | 25 | 30 | 55 | 2.6 | 22 | 0 | 0 | 3 | 2 | 9 | 20 | 1.0 |
| Redd, Vania | 11 | 0 | 113 | 10.3 | 6 | 25 | .240 | 0 | 5 | .000 | 0 | 1 | .000 | 10 | 4 | 14 | 1.3 | 11 | 0 | 8 | 10 | 0 | 5 | 12 | 1.1 |
| Hoglund, Linda | 3 | 0 | 16 | 5.3 | 2 | 4 | .500 | 1 | 3 | .333 | 0 | 0 | — | 0 | 1 | 1 | 0.3 | 0 | 0 | 0 | 1 | 0 | 1 | 5 | 1.7 |
| TEAM..... | | | | | | | | | | | | | | 47 | 70 | 117 | 3.8 | | | | | 9 | | | |
| Total..... | 31 | | | | 859 | 1900 | .452 | 189 | 595 | .318 | 387 | 581 | .666 | 457 | 767 | 1224 | 39.5 | 487 | 17 | 578 | 557 | 71 | 366 | 2294 | 74.0 |
| Opponents..... | 31 | | | | 702 | 1780 | .394 | 133 | 457 | .291 | 300 | 466 | .644 | 386 | 678 | 1064 | 33.3 | 501 | 8 | 412 | 632 | 87 | 297 | 1837 | 57.4 |

YEAR-BY-YEAR STATISTICS

2006-07

| Player | GP | GS | Min | Avg | FG | FGA | Pct | 3FG | FGA | Pct | FT | FTA | Pct | Off | Def | Tot | Avg | PF | FO | A | TO | Blk | Stl | Pts | Avg |
|--------------------|----|----|-----|------|-----|------|------|-----|-----|------|-----|-----|------|-----|-----|------|------|-----|----|-----|-----|-----|-----|------|------|
| Simms, Lauren | 33 | 28 | 882 | 26.7 | 130 | 326 | .399 | 15 | 64 | .234 | 49 | 65 | .754 | 36 | 91 | 127 | 3.8 | 58 | 0 | 94 | 79 | 4 | 51 | 324 | 9.8 |
| Johnson, Melanie | 32 | 17 | 562 | 17.6 | 110 | 259 | .425 | 5 | 23 | .217 | 53 | 80 | .663 | 93 | 83 | 176 | 5.5 | 70 | 1 | 42 | 73 | 16 | 63 | 278 | 8.7 |
| Booker, Stacy | 32 | 20 | 661 | 20.7 | 102 | 284 | .359 | 40 | 154 | .260 | 25 | 31 | .806 | 29 | 61 | 90 | 2.8 | 48 | 1 | 60 | 59 | 3 | 30 | 269 | 8.4 |
| Tolliver, Lakesha | 33 | 8 | 518 | 15.7 | 91 | 216 | .421 | 0 | 1 | .000 | 70 | 110 | .636 | 59 | 79 | 138 | 4.2 | 85 | 2 | 32 | 55 | 60 | 27 | 252 | 7.6 |
| Sliskovic, Iva | 33 | 17 | 644 | 19.5 | 89 | 195 | .456 | 0 | 1 | .000 | 66 | 93 | .710 | 50 | 105 | 155 | 4.7 | 56 | 0 | 50 | 55 | 21 | 31 | 244 | 7.4 |
| Adams, Demetress | 33 | 23 | 656 | 19.9 | 79 | 157 | .503 | 0 | 0 | — | 34 | 78 | .436 | 71 | 103 | 174 | 5.3 | 91 | 4 | 35 | 59 | 30 | 52 | 192 | 5.8 |
| Dickerson, Brionna | 31 | 2 | 557 | 18.0 | 82 | 203 | .404 | 9 | 34 | .265 | 16 | 25 | .640 | 28 | 44 | 72 | 2.3 | 23 | 0 | 37 | 23 | 1 | 22 | 189 | 6.1 |
| Burgrova, Ilona | 33 | 16 | 705 | 21.4 | 74 | 144 | .514 | 0 | 0 | — | 36 | 71 | .507 | 60 | 91 | 151 | 4.6 | 59 | 3 | 34 | 56 | 37 | 28 | 184 | 5.6 |
| Zackery, Kellindra | 29 | 1 | 352 | 12.1 | 48 | 125 | .384 | 1 | 4 | .250 | 24 | 39 | .615 | 46 | 44 | 90 | 3.1 | 28 | 0 | 18 | 43 | 1 | 21 | 121 | 4.2 |
| Harris, Shannel | 31 | 20 | 533 | 17.2 | 33 | 93 | .355 | 10 | 28 | .357 | 12 | 21 | .571 | 36 | 38 | 74 | 2.4 | 38 | 0 | 26 | 30 | 22 | 39 | 88 | 2.8 |
| Fabbri, Lea | 28 | 11 | 409 | 14.6 | 22 | 100 | .220 | 18 | 76 | .237 | 11 | 13 | .846 | 2 | 31 | 33 | 1.2 | 42 | 1 | 71 | 54 | 1 | 20 | 73 | 2.6 |
| Tulcsar, Larissa | 18 | 2 | 121 | 6.7 | 11 | 20 | .550 | 0 | 0 | — | 12 | 19 | .632 | 6 | 26 | 32 | 1.8 | 11 | 0 | 6 | 14 | 2 | 7 | 34 | 1.9 |
| Jones, Ebony | 7 | 0 | 26 | 3.7 | 6 | 14 | .429 | 4 | 10 | .400 | 1 | 2 | .500 | 0 | 2 | 2 | 0.3 | 2 | 0 | 2 | 2 | 1 | 1 | 17 | 2.4 |
| TEAM..... | | | | | | | | | | | | | | | | | | | | | | | | | |
| Total..... | 33 | | | | 877 | 2136 | .411 | 102 | 395 | .258 | 409 | 647 | .632 | 592 | 863 | 1455 | 44.1 | 612 | 12 | 507 | 608 | 199 | 392 | 2265 | 68.6 |
| Opponents..... | 33 | | | | 687 | 1836 | .374 | 153 | 505 | .303 | 435 | 638 | .682 | 394 | 781 | 1175 | 35.6 | 584 | - | 370 | 697 | 130 | 305 | 1962 | 59.5 |

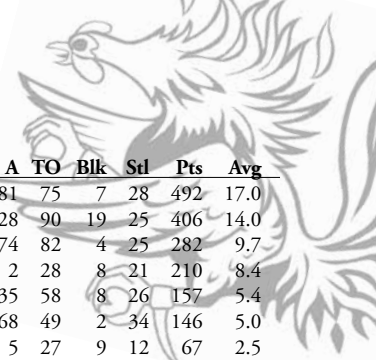
2007-08

| Player | GP | GS | Min | Avg | FG | FGA | Pct | 3FG | FGA | Pct | FT | FTA | Pct | Off | Def | Tot | Avg | PF | FO | A | TO | Blk | Stl | Pts | Avg |
|---------------------|----|----|------|------|-----|------|------|-----|--------|------|-----|------|-------|-----|-----|------|------|-----|----|-----|-----|-----|-----|------|------|
| Jones, Jordan | 32 | 31 | 1111 | 34.7 | 140 | 345 | .406 | 97 | 243 | .399 | 42 | 57 | .737 | 14 | 75 | 89 | 2.8 | 61 | 0 | 58 | 88 | 1 | 50 | 419 | 13.1 |
| Adams, Demetress | 32 | 32 | 923 | 28.8 | 139 | 263 | .529 | 0 | 1 | .000 | 71 | 124 | .573 | 94 | 192 | 286 | 8.9 | 102 | 7 | 68 | 105 | 55 | 65 | 349 | 10.9 |
| Dickerson, Brionna | 28 | 26 | 804 | 28.7 | 111 | 309 | .359 | 20 | 61 | .328 | 49 | 60 | .817 | 48 | 67 | 115 | 4.1 | 34 | 0 | 42 | 51 | 1 | 19 | 291 | 10.4 |
| Tolliver, Lakesha | 26 | 20 | 524 | 20.2 | 91 | 199 | .457 | 1 | 11.000 | 59 | 88 | .670 | 38 | 96 | 134 | 5.2 | 70 | 2 | 34 | 69 | 47 | 22 | 242 | 9.3 | |
| Burgrova, Ilona | 32 | 30 | 957 | 29.9 | 118 | 214 | .551 | 0 | 0 | — | 60 | 87 | .690 | 64 | 135 | 199 | 6.2 | 98 | 9 | 57 | 84 | 37 | 27 | 296 | 9.3 |
| Newton, Courtney | 5 | 4 | 97 | 19.4 | 8 | 20 | .400 | 4 | 12 | .333 | 4 | 4 | 1.000 | 0 | 4 | 4 | 0.8 | 8 | 0 | 15 | 11 | 0 | 4 | 24 | 4.8 |
| Jones, Ebony | 29 | 6 | 412 | 14.2 | 40 | 129 | .310 | 35 | 108 | .324 | 6 | 8 | .750 | 17 | 35 | 52 | 1.8 | 33 | 0 | 27 | 28 | 1 | 15 | 121 | 4.2 |
| Kennedy, Samone | 31 | 6 | 583 | 18.8 | 41 | 115 | .357 | 0 | 8 | .000 | 33 | 50 | .660 | 14 | 44 | 58 | 1.9 | 35 | 0 | 106 | 81 | 0 | 42 | 115 | 3.7 |
| May, Jewel | 28 | 0 | 271 | 9.7 | 31 | 74 | .419 | 0 | 0 | — | 35 | 51 | .686 | 23 | 40 | 63 | 2.3 | 46 | 2 | 3 | 31 | 5 | 10 | 97 | 3.5 |
| Pace, C.J. | 16 | 2 | 221 | 13.8 | 23 | 59 | .390 | 4 | 19 | .211 | 5 | 10 | .500 | 18 | 20 | 38 | 2.4 | 27 | 0 | 7 | 22 | 3 | 12 | 55 | 3.4 |
| Payne, Jasmine | 25 | 3 | 242 | 9.7 | 23 | 78 | .295 | 0 | 0 | — | 19 | 25 | .760 | 17 | 35 | 52 | 2.1 | 28 | 1 | 5 | 21 | 5 | 11 | 65 | 2.6 |
| Billingslea, Ashlie | 14 | 0 | 166 | 11.9 | 8 | 45 | .178 | 1 | 11 | .091 | 8 | 13 | .615 | 3 | 17 | 20 | 1.4 | 33 | 1 | 21 | 40 | 0 | 9 | 25 | 1.8 |
| Falohun, Lauren | 14 | 0 | 89 | 6.4 | 0 | 7 | .000 | 0 | 0 | — | 1 | 2 | .500 | 4 | 9 | 13 | 0.9 | 13 | 0 | 4 | 17 | 1 | 2 | 1 | 0.1 |
| TEAM..... | | | | | | | | | | | | | | | | | | | | | | | | | |
| Total..... | 32 | | | | 773 | 1857 | .416 | 162 | 464 | .349 | 392 | 579 | .677 | 442 | 860 | 1302 | 40.7 | 588 | 22 | 447 | 666 | 156 | 288 | 2100 | 65.6 |
| Opponents..... | 32 | | | | 724 | 1923 | .376 | 145 | 475 | .305 | 423 | 665 | .636 | 465 | 713 | 1178 | 36.8 | 538 | - | 378 | 558 | 119 | 325 | 2016 | 63.0 |

2008-09

| Player | GP | GS | Min | Avg | FG | FGA | Pct | 3FG | FGA | Pct | FT | FTA | Pct | Off | Def | Tot | Avg | PF | FO | A | TO | Blk | Stl | Pts | Avg |
|--------------------|----|----|-----|------|-----|------|------|-----|-----|------|-----|-----|------|-----|-----|------|------|-----|----|-----|-----|-----|-----|------|------|
| Dickerson, Brionna | 19 | 19 | 632 | 33.3 | 93 | 236 | .394 | 31 | 85 | .365 | 37 | 58 | .638 | 26 | 32 | 58 | 3.1 | 22 | 0 | 27 | 37 | 0 | 14 | 254 | 13.4 |
| Sutton, La'Keisha | 28 | 14 | 734 | 26.2 | 108 | 263 | .411 | 15 | 36 | .417 | 77 | 114 | .675 | 21 | 35 | 56 | 2.0 | 70 | 2 | 68 | 107 | 5 | 36 | 308 | 11.0 |
| Adams, Demetress | 18 | 18 | 504 | 28.0 | 77 | 149 | .517 | 1 | 3 | .333 | 37 | 50 | .740 | 46 | 84 | 130 | 7.2 | 46 | 1 | 9 | 58 | 21 | 22 | 192 | 10.7 |
| Pace, C.J. | 27 | 24 | 789 | 29.2 | 69 | 235 | .294 | 29 | 108 | .269 | 37 | 48 | .771 | 56 | 102 | 158 | 5.9 | 69 | 0 | 28 | 55 | 11 | 18 | 204 | 7.6 |
| Williams, Tonia | 11 | 1 | 127 | 11.5 | 23 | 46 | .500 | 2 | 5 | .400 | 11 | 19 | .579 | 12 | 33 | 45 | 4.1 | 16 | 0 | 3 | 12 | 3 | 5 | 59 | 5.4 |
| Kennedy, Samone | 28 | 20 | 680 | 24.3 | 55 | 147 | .374 | 9 | 39 | .231 | 27 | 44 | .614 | 5 | 39 | 44 | 1.6 | 47 | 0 | 68 | 73 | 2 | 34 | 146 | 5.2 |
| Stephens, Charenee | 18 | 1 | 321 | 17.8 | 38 | 71 | .535 | 0 | 0 | — | 10 | 18 | .556 | 34 | 61 | 95 | 5.3 | 17 | 0 | 2 | 21 | 5 | 5 | 86 | 4.8 |
| May, Jewel | 28 | 26 | 599 | 21.4 | 43 | 113 | .381 | 0 | 0 | — | 45 | 68 | .662 | 59 | 83 | 142 | 5.1 | 87 | 5 | 4 | 36 | 13 | 26 | 131 | 4.7 |
| Wheeler, Sada | 6 | 0 | 67 | 11.2 | 10 | 23 | .435 | 0 | 0 | — | 2 | 5 | .400 | 10 | 5 | 15 | 2.5 | 10 | 0 | 0 | 7 | 4 | 1 | 22 | 3.7 |
| Falohun, Lauren | 26 | 9 | 529 | 20.3 | 35 | 98 | .357 | 2 | 10 | .200 | 22 | 25 | .880 | 7 | 34 | 41 | 1.6 | 43 | 0 | 37 | 71 | 2 | 16 | 94 | 3.6 |
| Tate, Miranda | 21 | 0 | 253 | 12.0 | 23 | 82 | .280 | 11 | 38 | .289 | 5 | 11 | .455 | 13 | 27 | 40 | 1.9 | 17 | 0 | 9 | 22 | 3 | 5 | 62 | 3.0 |
| Newton, Courtney | 22 | 8 | 365 | 16.6 | 19 | 71 | .268 | 11 | 48 | .229 | 15 | 20 | .750 | 16 | 44 | 60 | 2.7 | 34 | 0 | 12 | 19 | 3 | 20 | 64 | 2.9 |
| TEAM..... | | | | | | | | | | | | | | | | | | | | | | | | | |
| Total..... | 28 | | | | 593 | 1534 | .387 | 111 | 372 | .298 | 325 | 480 | .677 | 371 | 645 | 1016 | 36.3 | 478 | 8 | 267 | 537 | 72 | 202 | 1622 | 57.9 |
| Opponents..... | 28 | | | | 666 | 1614 | .413 | 105 | 338 | .311 | 316 | 457 | .691 | 356 | 636 | 992 | 35.4 | 471 | 10 | 348 | 451 | 110 | 234 | 1753 | 62.6 |

YEAR-BY-YEAR STATISTICS



2009-10

| Player | GP | GS | Min | Avg | FG | FGA | Pct | 3FG | FGA | Pct | FT | FTA | Pct | Off | Def | Tot | Avg | PF | FO | A | TO | Blk | Stl | Pts | Avg |
|--------------------|----|----|-----|------|-----|------|------|-----|-----|------|-----|-----|------|-----|-----|------|------|-----|----|-----|-----|-----|-----|------|------|
| Nainima, Valerie | 29 | 28 | 986 | 34.0 | 171 | 451 | .379 | 82 | 229 | .358 | 68 | 90 | .756 | 21 | 58 | 79 | 2.7 | 47 | 0 | 81 | 75 | 7 | 28 | 492 | 17.0 |
| Bone, Kelsey | 29 | 27 | 892 | 29.7 | 164 | 367 | .447 | 1 | 4 | .250 | 77 | 116 | .664 | 82 | 186 | 268 | 9.2 | 77 | 1 | 28 | 90 | 19 | 25 | 406 | 14.0 |
| Sutton, La'Keisha | 29 | 24 | 858 | 29.6 | 109 | 273 | .399 | 15 | 37 | .405 | 49 | 86 | .570 | 30 | 38 | 68 | 2.3 | 70 | 1 | 74 | 82 | 4 | 25 | 282 | 9.7 |
| Stephens, Charenee | 25 | 2 | 558 | 22.3 | 88 | 147 | .599 | 0 | 0 | — | 34 | 52 | .654 | 78 | 101 | 179 | 7.2 | 44 | 0 | 2 | 28 | 8 | 21 | 210 | 8.4 |
| Walker, Ieasia | 29 | 6 | 589 | 20.3 | 57 | 174 | .328 | 17 | 47 | .362 | 26 | 40 | .650 | 31 | 44 | 75 | 2.6 | 55 | 0 | 35 | 58 | 8 | 26 | 157 | 5.4 |
| Kennedy, Samone | 29 | 27 | 810 | 27.9 | 56 | 149 | .376 | 14 | 49 | .286 | 20 | 35 | .571 | 12 | 66 | 78 | 2.7 | 49 | 0 | 68 | 49 | 2 | 34 | 146 | 5.0 |
| Bruner, Ashley | 27 | 0 | 304 | 11.3 | 25 | 59 | .424 | 0 | 1 | .000 | 17 | 36 | .472 | 38 | 38 | 76 | 2.8 | 32 | 1 | 5 | 27 | 9 | 12 | 67 | 2.5 |
| May, Jewel | 29 | 28 | 454 | 15.7 | 23 | 59 | .390 | 0 | 0 | — | 12 | 22 | .545 | 44 | 56 | 100 | 3.4 | 75 | 2 | 3 | 32 | 5 | 7 | 58 | 2.0 |
| Wilson, Ebony | 26 | 2 | 239 | 9.2 | 12 | 23 | .522 | 0 | 2 | .000 | 11 | 14 | .786 | 21 | 14 | 35 | 1.3 | 27 | 0 | 0 | 8 | 2 | 5 | 35 | 1.3 |
| Newton, Courtney | 3 | 0 | 30 | 10.0 | 1 | 4 | .250 | 1 | 2 | .500 | 0 | 1 | .000 | 1 | 2 | 3 | 1.0 | 3 | 0 | 0 | 2 | 0 | 1 | 3 | 1.0 |
| Falohun, Lauren | 23 | 1 | 190 | 8.3 | 7 | 16 | .438 | 0 | 1 | .000 | 4 | 9 | .444 | 10 | 12 | 22 | 1.0 | 24 | 0 | 12 | 19 | 0 | 9 | 18 | 0.8 |
| TEAM..... | | | | | | | | | | | | | | 59 | 67 | 126 | | 1 | | | 13 | | | | |
| Total..... | 29 | | | | 713 | 1722 | .414 | 130 | 372 | .349 | 318 | 501 | .635 | 427 | 682 | 1109 | 38.2 | 504 | 5 | 308 | 483 | 64 | 193 | 1874 | 64.6 |
| Opponents..... | 29 | | | | 690 | 1678 | .411 | 122 | 387 | .315 | 376 | 539 | .698 | 376 | 672 | 1048 | 36.1 | 488 | 12 | 345 | 454 | 134 | 202 | 1878 | 64.8 |

2010-11

| Player | GP | GS | Min | Avg | FG | FGA | Pct | 3FG | FGA | Pct | FT | FTA | Pct | Off | Def | Tot | Avg | PF | FO | A | TO | Blk | Stl | Pts | Avg |
|--------------------|----|----|------|------|-----|------|------|-----|-----|------|-----|-----|------|-----|-----|------|------|-----|----|-----|-----|-----|-----|------|------|
| Walker, Ieasia | 33 | 31 | 991 | 30.0 | 137 | 389 | .352 | 38 | 132 | .288 | 91 | 146 | .623 | 37 | 90 | 127 | 3.8 | 81 | 2 | 56 | 82 | 10 | 79 | 403 | 12.2 |
| Sutton, La'Keisha | 33 | 32 | 1090 | 33.0 | 128 | 314 | .408 | 13 | 55 | .236 | 68 | 112 | .607 | 30 | 58 | 88 | 2.7 | 75 | 1 | 118 | 130 | 4 | 47 | 337 | 10.2 |
| Bruner, Ashley | 33 | 8 | 727 | 22.0 | 116 | 215 | .540 | 0 | 0 | — | 44 | 88 | .500 | 98 | 77 | 175 | 5.3 | 64 | 1 | 21 | 55 | 21 | 24 | 276 | 8.4 |
| Strickland, Marah | 19 | 5 | 447 | 23.5 | 47 | 160 | .294 | 26 | 101 | .257 | 38 | 41 | .927 | 14 | 29 | 43 | 2.3 | 19 | 0 | 8 | 27 | 1 | 5 | 158 | 8.3 |
| Grant, Markeshia | 33 | 2 | 670 | 20.3 | 79 | 236 | .335 | 32 | 111 | .288 | 26 | 38 | .684 | 28 | 66 | 94 | 2.8 | 43 | 0 | 43 | 44 | 2 | 28 | 216 | 6.5 |
| Nainima, Valerie | 25 | 15 | 550 | 22.0 | 53 | 164 | .323 | 33 | 111 | .297 | 18 | 23 | .783 | 5 | 33 | 38 | 1.5 | 16 | 0 | 27 | 32 | 0 | 11 | 157 | 6.3 |
| May, Jewel | 33 | 33 | 613 | 18.6 | 45 | 119 | .378 | 0 | 0 | — | 39 | 62 | .629 | 68 | 84 | 152 | 4.6 | 109 | 9 | 12 | 52 | 22 | 20 | 129 | 3.9 |
| Stephens, Charenee | 32 | 11 | 548 | 17.1 | 50 | 96 | .521 | 0 | 0 | — | 23 | 38 | .605 | 64 | 89 | 153 | 4.8 | 53 | 1 | 6 | 28 | 15 | 18 | 123 | 1.8 |
| Kennedy, Samone | 16 | 9 | 216 | 13.5 | 16 | 47 | .340 | 3 | 18 | .167 | 6 | 12 | .500 | 3 | 15 | 18 | 1.1 | 16 | 0 | 13 | 24 | 2 | 10 | 41 | 2.6 |
| Newton, Courtney | 29 | 16 | 474 | 16.3 | 22 | 72 | .306 | 15 | 55 | .273 | 12 | 24 | .500 | 23 | 51 | 74 | 2.6 | 33 | 1 | 14 | 14 | 5 | 8 | 71 | 2.4 |
| Brewer, Kayla | 7 | 0 | 97 | 13.9 | 4 | 9 | .444 | 0 | 0 | — | 1 | 6 | .167 | 10 | 12 | 22 | 3.1 | 13 | 0 | 0 | 5 | 6 | 0 | 9 | 1.3 |
| Sellers, Imani | 15 | 0 | 54 | 3.6 | 2 | 11 | .182 | 1 | 7 | .143 | 2 | 5 | .400 | 1 | 5 | 6 | 0.4 | 6 | 0 | 1 | 2 | 0 | 0 | 7 | 0.5 |
| Wilson, Ebony | 28 | 3 | 223 | 8.0 | 4 | 20 | .200 | 0 | 5 | .000 | 2 | 7 | .286 | 15 | 14 | 9 | 1.0 | 23 | 0 | 3 | 9 | 3 | 11 | 10 | 0.4 |
| TEAM..... | | | | | | | | | | | | | | 77 | 86 | 163 | | | | | 8 | | | | |
| Total..... | 33 | | | | 703 | 1852 | .380 | 161 | 595 | .271 | 370 | 602 | .615 | 473 | 709 | 1182 | 35.8 | 551 | 15 | 322 | 512 | 91 | 261 | 1937 | 58.7 |
| Opponents..... | 33 | | | | 749 | 1774 | .422 | 122 | 361 | .338 | 348 | 525 | .663 | 387 | 769 | 1156 | 35.0 | 606 | 21 | 349 | 548 | 112 | 211 | 1968 | 59.6 |

2011-12

| Player | GP | GS | Min | Avg | FG | FGA | Pct | 3FG | FGA | Pct | FT | FTA | Pct | Off | Def | Tot | Avg | PF | FO | A | TO | Blk | Stl | Pts | Avg |
|--------------------|----|----|------|------|-----|------|------|-----|-----|------|-----|-----|------|-----|-----|------|------|-----|----|-----|-----|-----|-----|------|------|
| Grant, Markeshia | 35 | 35 | 944 | 27.0 | 144 | 353 | .408 | 64 | 176 | .364 | 35 | 49 | .714 | 31 | 57 | 88 | 2.5 | 49 | 0 | 58 | 67 | 4 | 31 | 3887 | 11.1 |
| Sutton, La'Keisha | 35 | 35 | 1073 | 30.7 | 140 | 365 | .384 | 24 | 93 | .258 | 68 | 90 | .756 | 33 | 64 | 97 | 2.8 | 65 | 3 | 97 | 110 | 10 | 46 | 372 | 10.6 |
| Walker, Ieasia | 35 | 33 | 1040 | 29.7 | 98 | 310 | .316 | 20 | 85 | .235 | 59 | 89 | .663 | 35 | 116 | 151 | 4.3 | 72 | 1 | 113 | 90 | 19 | 63 | 275 | 7.9 |
| Welch, Aleighsa | 33 | 2 | 694 | 21.0 | 98 | 167 | .587 | 0 | 1 | .000 | 56 | 98 | .571 | 104 | 96 | 200 | 6.1 | 41 | 0 | 18 | 40 | 22 | 19 | 252 | 7.6 |
| Bruner, Ashley | 35 | 3 | 772 | 22.1 | 100 | 225 | .444 | 0 | 0 | — | 53 | 138 | .384 | 96 | 87 | 183 | 5.2 | 69 | 0 | 39 | 54 | 25 | 47 | 253 | 7.2 |
| Stephens, Charenee | 35 | 35 | 713 | 20.4 | 74 | 141 | .525 | 0 | 0 | — | 23 | 34 | .676 | 77 | 95 | 172 | 4.9 | 54 | 1 | 14 | 31 | 24 | 26 | 171 | 4.9 |
| Roy, Tina | 34 | 0 | 383 | 11.3 | 53 | 181 | .293 | 32 | 127 | .252 | 10 | 22 | .455 | 20 | 29 | 49 | 1.4 | 20 | 0 | 10 | 15 | 1 | 9 | 148 | 4.4 |
| White, Sancheon | 35 | 1 | 460 | 13.1 | 45 | 131 | .344 | 7 | 30 | .233 | 25 | 43 | .581 | 31 | 54 | 85 | 2.4 | 49 | 0 | 21 | 30 | 7 | 30 | 122 | 3.5 |
| Ibiam, Elem | 25 | 0 | 197 | 7.9 | 26 | 59 | .441 | 0 | 1 | .000 | 22 | 35 | .629 | 34 | 40 | 74 | 3.0 | 33 | 0 | 4 | 16 | 17 | 2 | 74 | 3.0 |
| Wilson, Ebony | 31 | 1 | 271 | 8.7 | 12 | 25 | .480 | 1 | 3 | .333 | 16 | 23 | .696 | 14 | 21 | 35 | 1.1 | 31 | 0 | 7 | 16 | 4 | 11 | 41 | 1.3 |
| Sellers, Imani | 17 | 0 | 62 | 3.6 | 8 | 18 | .444 | 2 | 8 | .250 | 3 | 9 | .333 | 1 | 6 | 7 | 0.4 | 11 | 0 | 6 | 4 | 3 | 2 | 21 | 1.2 |
| Newton, Courtney | 32 | 30 | 365 | 11.4 | 7 | 41 | .171 | 6 | 36 | .167 | 2 | 3 | .667 | 20 | 29 | 49 | 1.5 | 39 | 0 | 2 | 13 | 3 | 13 | 22 | 0.7 |
| Decheva, Pamela | 15 | 0 | 51 | 3.4 | 2 | 10 | .200 | 1 | 9 | .111 | 0 | 0 | — | 0 | 3 | 3 | 0.2 | 6 | 0 | 2 | 1 | 0 | 0 | 5 | 0.3 |
| TEAM..... | | | | | | | | | | | | | | 68 | 62 | 130 | | 2 | | | 11 | | | | |
| Total..... | 35 | | | | 807 | 2026 | .398 | 157 | 569 | .276 | 372 | 633 | .588 | 564 | 759 | 1323 | 37.8 | 541 | 5 | 391 | 498 | 139 | 299 | 2413 | 61.2 |
| Opponents..... | 35 | | | | 672 | 1788 | .376 | 63 | 290 | .217 | 393 | 563 | .698 | 420 | 779 | 1199 | 34.3 | 578 | | 288 | 627 | 157 | 234 | 1800 | 51.4 |

Introduction

Staff

Players

11-12 Review

Records

History

The University