



2015-16 Women's Basketball SOUTH CAROLINA

Assoc. Media Relations Director: Diana Koval | Office: 803.777.7977 | Cell: 314.369.6050 | Email: dkoval@mailbox.sc.edu | Twitter: @DianaKovalSID
Website: www.GamecocksOnline.com | Twitter: @GamecockWBB | Instagram: @GamecockWBB | Facebook: @GamecockWBB

Game 13

Jan. 3, 2016 • 3 p.m. • Columbia, S.C. • Colonial Life Arena (18,000)

**South Carolina
Gamecocks**
12-0



vs.



**Arkansas
Razorbacks**
5-8

Ranking: 2/2 (AP/Coaches)

Head Coach: Dawn Staley

Record at South Carolina: 167-74 (8th)

Career Record: 339-154 (16th)

Top Scorer: A'ja Wilson (17.4)

Top Rebounder: A'ja Wilson (9.2)

Ranking: --

Head Coach: Jimmy Dykes

Record at Arkansas: 23-22 (2nd)

Career Record: Same

Top Scorer: Jessica Jackson (17.4)

Top Rebounder: Jessica Jackson (7.6)

Schedule/Results

Nov. 13	#6/10 Ohio State (SECN+)	W, 88-80
Nov. 15	UNCG (SECN+)	W, 92-44
Nov. 18	at Clemson (ESPN3)	W, 67-41
Nov. 22	at UCLA (Pac-12 Network)	W, 68-65

Waikiki Beach Marriott Rainbow Wahine Showdown

Nov. 27	vs. #16/18 Arizona State	W, 60-58
Nov. 28	vs. CSU Bakersfield	W, 90-71
Nov. 29	at Hawaii	W, 67-51

Dec. 6	#14/13 Duke (ESPN2)	W, 66-55
Dec. 13	Winthrop (SECN)	W, 86-37
Dec. 16	Hampton (SECN+)	W, 86-48

CresCom Bank Carolinas College Women's Challenge

Dec. 20	vs. East Carolina	W, 88-57
---------	-------------------	----------

Dec. 22	Elon (SECN+)	W, 78-63
Jan. 3	Arkansas* (ESPN2)	3 p.m.
Jan. 7	at Vanderbilt* (SECN^)	9 p.m.
Jan. 10	Missouri* (SECN)	Noon
Jan. 14	at Kentucky* (SECN)	7 p.m.
Jan. 17	Texas A&M* (ESPN2)	1:30 p.m.
Jan. 21	at Auburn* (SECN+)	7 p.m.
Jan. 24	at Mississippi State* (ESPN2)	5 p.m.
Jan. 28	Ole Miss* (SECN+)	7 p.m.
Jan. 31	at Texas A&M* (ESPN2)	6 p.m.
Feb. 4	Kentucky* (SECN)	7 p.m.
Feb. 8	Connecticut (ESPN2)	7 p.m.
Feb. 11	Florida* (SECN+)	7 p.m.
Feb. 15	at Tennessee* (ESPN2)	7 p.m.
Feb. 18	Georgia* (SECN+)	7 p.m.
Feb. 22	at Alabama* (SECN)	7 p.m.
Feb. 25	at Ole Miss* (SECN^)	9 p.m.
Feb. 28	LSU* (ESPN2/U)	TBA

SEC Tournament (Jacksonville, Fla.)

Mar. 2	First Round	TBA
Mar. 3	Second Round	TBA
Mar. 4	Quarterfinals	TBA
Mar. 5	Semifinals	TBA
Mar. 6	Final	TBA

All Times Listed as Eastern and are subject to change

< indicates game played in Myrtle Beach, S.C.

* indicates SEC Game

Game Information

Doors Open: 1:20 p.m.

Tickets: \$8 Adults, \$4 Youth (17 and under)

Live Stats: GamecocksOnline.com

Broadcast: ESPNU (Melissa Lee, play-by-play; Carolyn Peck, analyst)

Radio: 107.5 The Game (Brad Muller)

Series History

South Carolina Record	14-17
In Columbia	8-5
In Fayetteville	5-10
At Neutral Site	1-2
Last Meeting	SC, 58-36, 3/6/15
First Meeting	Arkansas, 58-51, 2/1/92
Current Streak	Won 6

Last Five Meetings:

Date	Result	Location
3/6/15	W, 58-36	N. Little Rock, Ark.
2/19/15	W, 73-56	Fayetteville
2/9/14	W, 67-49	Columbia
1/2/14	W, 55-51	Fayetteville
1/27/13	W, 43-40	Fayetteville














Game Notables

- South Carolina opens defense of its SEC regular-season championship for the second-straight season tonight, taking on the Arkansas Razorbacks in the league opener for the second time in three seasons.
- The Gamecocks have posted a higher field goal percentage than their opponent in every game, and no team has out-scored them in the paint. Just one team has out-rebounded South Carolina (Hawaii, 33-30, Nov. 29).
- South Carolina has won nine of its 12 games this season by double digits, including five games decided by 20 or more points.
- The Gamecocks lead the nation in average attendance at 14,341 fans per game. Six of the top-10 attended games in the nation this season have been at Colonial Life Arena. In the calendar year 2015, fans reset nine of the top 10 attended games at Colonial Life Arena, missing only the facility's women's basketball record 17,712.
- South Carolina's starting frontcourt of junior Alaina Coates and sophomore A'ja Wilson are two of the top three rebounders in the SEC.
- In the last four games, the Gamecocks averaged 84.5 points on 49.4 percent field goal shooting.
- Junior center Alaina Coates ranks third in the nation in field goal percentage (.673) helped by her dominance in the last four games. Posting double-doubles in three of the four contests, including a triple-double, she averaged 19.3 points and 12.8 rebounds over the stretch, shooting 75.0 percent from the field and 70.8 percent from the free throw line.
- Senior guard Tiffany Mitchell has also more consistently shown her two-time All-America form in the last four outings. Her 16.3 points per game in that time came on 46.5 percent shooting, including 47.6 percent from 3-point range. Prior to that, she averaged 13.1 points on 38.4 percent shooting with 31.6 percent from 3-point range.

Stat Comparison

Ark	SC
5-8 Overall Record	12-0
0-0 Conference Record	0-0
5-2 Home Record	6-0
0-3 Away Record	3-0
0-3 Neutral Record	3-0
63.9..... Points Per Game	78.0
59.2..... Opp. Points Per Game.....	55.8
.369..... Field Goal %age467
.372..... Opp. Field Goal %age.....	.335
.241..... 3-Pt. Field Goal %age305
.299..... Opp. 3-Pt. Field Goal %age311
.690..... Free Throw %age662
11.3..... FTs Made Per Game	15.5
12.7..... Assists Per Game	14.9
+2.0..... Turnover Margin	+1.7
43.9..... Rebounds Per Game	43.8
+7.4..... Rebounding Margin	+10.8
7.8..... Steals Per Game	8.3
3.8..... Blocked Shots Per Game	6.0

2015-16 South Carolina Media Roster

0		Shay Colley 5-8 • Fr. • Guard • Brampton, Ontario, Canada <i>CAHL-ee</i> PPG 2.7 RPG 1.8 APG 1.2 FG% .355 FT% .625	LAST GAME: 2 pts, 13 min vs. Elon NOTABLE: Showing good poise off the bench and is solid defensively ... averaged 2.0 assists over last four games ... helped Canada to silver medal at 2014 FIBA U18 Americas Champs.	Career Highs Pts: 7 vs. UNCG, 11/15/15 Reb: 4 vs. Winthrop, 12/13/15 Ast: 4, 2x, vs. ECU, 12/20/15 Stl: 3 vs. Winthrop, 12/13/15
1		Bianca Cuevas 5-6 • So. • Guard • Bronx, N.Y. <i>kway-VAAS</i> PPG 8.8 RPG 2.0 APG 1.6 FG% .404 FT% .730	LAST GAME: 2 pts, 2 assts vs. Elon NOTABLE: Scored in double figures 5 times ... Rainbow Wahine Showdown All-Tournament Team, shooting 54.1% at the event to average 17.0 pts ... 2014 McDonald's All-America.	Career Highs Pts: 21 at Ole Miss, 2/1/15 Reb: 4, 6x, vs. Duke, 12/6/15 Ast: 6 vs. CSUB, 11/28/15 Stl: 4, 2x, vs. Sav. St., 12/14/14
3		Kaydra Duckett 5-8 • So. • Guard • Columbia, S.C. <i>KAY-druh DUCK-it</i> PPG 1.3 RPG 0.9 APG 0.7 FG% .444 FT% --	LAST GAME: 2 pts, 1 reb, 2 mins vs. Elon NOTABLE: Has played in 7 games this season ... logged career-best 15 mins vs. Winthrop, scoring first points of season ... 2014 SCBCA 3A Player of the Year ... won two HS state titles.	Career Highs Pts: 3 vs. Hampton, 12/16/15 Reb: 4 vs. Sav. St., 12/14/14 Ast: 3 vs. Winthrop, 12/13/15 Min: 15 vs. Winthrop, 12/13/15
4		Doniyah Cliney 6-0 • R-Fr. • Guard • Newark, N.J. <i>dawn-YAY CLY-nee</i> PPG -- RPG -- APG -- FG% -- FT% --	LAST GAME: DNP – Injury – Right Hand NOTABLE: Got cast off Dec. 17, has begun rehab ... sat out last season, practicing with team in 2nd semester ... good size on the wing ... won two high school state titles.	Career Highs Pts: — Reb: — Ast: — Stl: —
5		Khadijah Sessions 5-8 • Sr. • Guard • Myrtle Beach, S.C. <i>kuh-DEE-zhub SESH-uns</i> PPG 5.3 RPG 2.8 APG 2.8 FG% .468 FT% .630	LAST GAME: 56 pts, 4 assts, 2 stls vs. Elon NOTABLE: Team captain ... best FG %age of her career ... last 4 games averaged 3.8 assists ... handed out 4+ 5 times and scored 10+ pts 2 times this season ... 9th in SEC in steals (1.9).	Career Highs Pts: 19 vs. Auburn, 2/3/13 Reb: 6 vs. Clemson, 11/20/14 Ast: 8 vs. NC Central, 12/1/14 Stl: 4, 13x, vs. Duke, 12/6/15
22		A'ja Wilson 6-5 • So. • Forward • Hopkins, S.C. <i>A-zhub</i> PPG 17.4 RPG 9.2 BPG 3.0 FG% .545 FT% .682	LAST GAME: 12 pts, 8 rebs, 3 blks vs. Elon NOTABLE: Has SEC-best 6 dbl-dbls ... leads SEC in blks ... SEC top 5 in ppg, rpg and FG% ... 3x SEC Player of the Week in 1st 4 weeks of season ... 1st SC fr. to earn All-America.	Career Highs Pts: 28 vs. Duke, 12/6/15 Reb: 19 at Kentucky, 3/1/15 Blks: 6, 2x, vs. UNCG, 11/15/15 Stl: 3, 4x, vs. C. Mich., 12/20/14
23		Tina Roy 5-11 • Sr. • Guard • Kaplan, La. PPG 4.7 RPG 1.6 APG 2.4 FG% .288 FT% --	LAST GAME: 9 pts, 3-of-3 3ptrs vs. Elon NOTABLE: Team captain ... started first nine games this season ... tied career high with 5 3s, career-high 17 points at UCLA ... hit clutch 3 late in 3rd quarter vs. OSU.	Career Highs Pts: 17 at UCLA, 11/22/15 Reb: 8 at Miss. St., 2/6/14 Ast: 10 vs. Sav. St., 12/14/14 Stl: 3 vs. Southern Cal, 11/15/14
24		Sarah Imovbioh 6-2 • Sr. • Forward • Abuja, Nigeria <i>ih-MOE-vee-o</i> PPG 6.1 RPG 6.2 APG 0.3 FG% .643 FT% .514	LAST GAME: 2 pts, 3 rebs, 16 mins vs. Elon NOTABLE: Has 3 double-digit rebound games this season ... dominant vs. Hampton, hitting 6-of-8 FGs ... avg. a dbl-dbl in 2014-15, 10.8 rpg (19th in nation, 1st in ACC) and 12.6 ppg.	Career Highs Pts: 19 vs. Hampton, 12/16/15 Reb: 12 vs. ECU, 12/20/15 Ast: 2 vs. ECU, 12/20/15 Stl: 2, 2x, at Clemson, 11/18/15
25		Tiffany Mitchell 5-9 • Sr. • Guard • Charlotte, N.C. PPG 14.2 RPG 3.3 APG 2.2 FG% .411 FT% .824	LAST GAME: 18 pts, 4 rebs, 2 assts vs. Elon NOTABLE: Team captain ... last 4 gms – 16.3 ppg, 46.5% FG, 47.6% 3s ... 4th in SEC in FT%, 12th in ppg ... Naismith, Wooden and Drysdale Watch Lists ... 2x SEC POY, All-America.	Career Highs Pts: 25 vs. Georgia, 2/27/14 Reb: 11, 5x, at Arkansas, 1/2/14 Ast: 9 at SDSU, 11/23/13 Stl: 7 vs. NC Central, 12/1/14
31		Asia Dozier 6-0 • Sr. • Guard/Forward • Columbia, S.C. <i>DOE-zhur</i> PPG 4.3 RPG 1.0 APG 2.0 FG% .419 FT% .875	LAST GAME: 7 pts, 3 assts vs. Elon NOTABLE: Two-time team captain... started last 3 games ... averaged 8.0 points, 2.8 assists over last four games ... scored in double figures (1st time this season) vs. East Carolina.	Career Highs Pts: 16, 2x, at SDSU, 11/23/13 Reb: 10 vs. Elon, 11/9/12 Ast: 6, 3x, vs. UNCG, 11/15/15 Stl: 2, 9x, vs. Hampton, 12/16/15
40		Jatarie White 6-4 • So. • Forward • Charlotte, N.C. <i>juh-TAR-ee</i> PPG 3.7 RPG 4.2 BPG 0.7 FG% .340 FT% .632	LAST GAME: 2 pts, 2 rebs, 14 mins vs. Elon NOTABLE: Solid play not always in the box score ... grabbed at least 5 rebs 5x this season ... last 4 gms –avg 7.0 pts (44.0% FG) and 5.5 rebs ... 2014 WBCA, McDonald's All-America.	Career Highs Pts: 14 vs. ECU, 12/20/15 Reb: 9 vs. Winthrop, 12/13/15 Blk: 4 vs. Winthrop, 12/13/15 Stl: 2 vs. Syracuse, 3/22/15
41		Alaina Coates 6-4 • Jr. • Center • Irmo, S.C. <i>uh-LAY-nuh COATS</i> PPG 13.3 RPG 9.0 BPG 2.1 FG% .673 FT% .540	LAST GM: 16 pts, 8 rebs, 2 blks vs. Elon NOTABLE: Has 5 dbl-dbls (1 triple) – 3 in last 4 games ... 3rd in nation with SEC-best FG %age ... 3rd in career blocks (151), 7th in career dbl-dbls (27) ... two-time 2nd-Team All-SEC.	Career Highs Pts: 29 vs. Winthrop, 12/13/15 Reb: 17 vs. Kentucky, 1/9/14 Blk: 10 vs. Winthrop, 12/13/15 Min: 32 at UCLA, 11/22/15
44		India Farmer 6-0 • Jr. • Forward • N. Myrtle Beach, S.C. PPG 0.0 RPG 1.0 APG 0.0 FG% .000 FT% --	LAST GAME: 1 reb in 5 mins vs. ECU NOTABLE: Played in 3 games this season after seeing action in 16 in 2014-15, including five SEC and three postseason ... great team player ... works hard with good attitude.	Career Highs Pts: 3, 2x, vs. Alabama, 1/19/14 Reb: 3 vs. NC Central, 12/2/13 Blk: 2 vs. UNCG, 11/15/15 Stl: 1 at Florida, 1/19/15

Starter

Reserve

Gamecocks' Five-Second Count

South Carolina is enjoying its most successful period in program history. The 2015 Senior Class set a four-year record with 113 wins and a .813 winning percentage. The 2016 Senior Class has a chance top that number, currently holding a record of 100-16, winning 86.2 percent of its contests. Winning consecutive SEC regular-season titles in the last two seasons, South Carolina has not finished outside the SEC's top four in four campaigns.

In the last two seasons, three Gamecocks have earned All-America honors – prior to the 2013-14 season just 12 Gamecocks had captured the title. Seven Gamecocks have earned All-SEC selection in the last two seasons, including three members of the 2015-16 squad.

Quick Facts

The University

Location: Columbia, S.C.

Founded: 1801

Enrollment: 32,972

Colors: Garnet (PMS 202C) and Black

Nickname: Gamecocks

Conference: Southeastern

President: Dr. Harris Pastides

Athletics Director: Ray Tanner

Facility: Colonial Life Arena (18,000)

Coaching Staff

Head Coach: Dawn Staley

Alma Mater: Virginia, 1992

Overall Record: 339-154 (16th season)

School Record: 167-74 (8th season)

Assoc. Head Coach (Alma Mater):

Lisa Boyer (Ithaca, 1979)

Assistant Coaches (Alma Mater):

Nikki McCray-Penson (Tennessee, 1995)

Fred Chmiel (Excelsior, 2001)

Team Information

2014-15 Record: 34-3

Home: 16-0 Away: 9-2 Neutral: 9-1

SEC Record (Finish): 15-1 (T-1st)

Home: 8-0 Away: 7-1

Letterwinners Returning/Lost: 11/3

Starters Returning/Lost: 3/2

Program History

First Year of Women's Basketball: 1974-75

All-Time Record: 747-503 (42nd season)

All-Time SEC Record: 131-200 (23rd season)

NCAA Appearances (Last): 12 (2015)

NCAA Tournament Record: 17-12

2015 NCAA Result: Final Four; L, 65-66, Notre

Dame; Tampa, Fla.

WNIT Appearances (Last): 4 (2011)

WNIT Record: 3-4

Media Relations

Women's Basketball Contact: Diana Koval

Office: 803.777.7977

Cell: 314.369.6050

Email: dkoval@mailbox.sc.edu

Press Row Phone: 803.777.6182

Athletics Department on the Web

Website: GamecocksOnline.com

Twitter: @GamecocksOnline

Instagram: @GamecocksOnline

Facebook: Facebook.com/GamecocksOnline

YouTube: YouTube.com/GamecocksOnline

Women's Basketball on Twitter

Team: @GamecockWBB

Head Coach: @DawnStaley

By the Numbers

- 1 National ranking of the Gamecocks' average attendance this season, 14,341, which is 4,312 ahead of second-place Louisville
- 2 Returning All-Americans on this season's Gamecock roster – Tiffany Mitchell (1st team) and A'ja Wilson (3rd team)
- 3 Gamecocks ever to combine at least 1,500 points, 290 assists and 185 steals in their careers – senior Tiffany Mitchell, Shannon Johnson (1993-96) and Martha Parker (1986-89)
- 3 Gamecocks named to the Wooden and Naismith Award Watch Lists – Alaina Coates, Tiffany Mitchell and A'ja Wilson
- 3.2 Points per game more senior guard Tiffany Mitchell averaged over the last four games than her first eight this season
- 6 Games in which junior center Alaina Coates has shot over 70.0 percent from the field
- 8 Gamecocks on this season's roster who were named either McDonald's or Parade All-America in high school
- 12 Games on South Carolina's schedule against teams currently ranked in the top 25, including seven against the top 15
- 25 Points needed by junior center Alaina Coates to reach 1,000 in her career
- 40 Consecutive home games won by the Gamecocks, the longest active streak in the nation
- 46 Second-half points scored by the Gamecocks against Hampton (Dec. 16), a season high
- 53.8 Percent of South Carolina's points scored in the paint this season
- 62 Consecutive AP Top 25 Polls in which the Gamecocks have appeared, tying the school record
- 75.3 Percent free throw shooting by South Carolina over the last four games

Arkansas Series Notes

The Razorbacks lead the series 17-14, but the Gamecocks have won seven of the last eight, including a current six-game win streak. South Carolina won both meetings in 2014-15.

In the regular-season matchup on Feb. 19, South Carolina used a late first-half run and its size to wear down Arkansas in a 73-56 win at Bud Walton Arena.

Current Gamecock Streaks

	Total	Home	Road	Neut.
Overall	W12	W40	W3	W3
SEC	L1	W18	L1	—
Non-Conference	W12	W24	W3	W3
Ranked Teams	W3	W7	L2	W1

Mitchell led four Gamecocks in double figures as the team shot 52.1 percent from the field.

In the SEC Tournament quarterfinals, South Carolina used lock-down defense to establish a 31-17 halftime lead en route to a 58-36 victory. The Razorbacks shot 19.3 percent from the field in the game.

South Carolina's results vs. Arkansas since the arrival of head coach Dawn Staley:

Date	W/L	Score	Site	Rank (SC/ARK)
2/12/09	L	54-58	A	-/-
2/14/10	L	68-72	H	-/-
2/6/11	W	64-62 (ot)	A	-/-
2/9/12	L	47-68	A	24/-
2/26/12	W	53-47	H	-/-
1/27/13	W	43-40	A	18/-
1/2/14	W	55-51	A	13/-
2/9/14	W	67-49	H	6/-
2/19/15	W	73-56	A	2/-
3/6/15	W	58-36	N	3/-

SEC Title Talk

The media and league coaches picked the Gamecocks to repeat s SEC champions this season. After winning its first SEC regular-season championship in 2013-14, South Carolina shared the title last season. If the prediction holds, the Gamecocks would become just the third team to win three straight regular-season championships in league history, joining Tennessee (2000-2004, 1993-1995) and Auburn (1987-89)

Home Sweet Home

The Gamecocks are riding a 40-game win streak at Colonial Life Arena into today's game – the longest active home win streak in the nation. South Carolina turned in back-to-back perfect seasons, going 16-0 at home in 2013-14 and 2014-15. The Gamecocks' last

Gamecocks in the Rankings

(thru games of 12/30)

Team	SEC	NCAA	Actual	Alaina Coates	SEC	NCAA	Actual
Scoring Offense	6	31	78.0	Scoring	16	—	13.3
Scoring Defense	6	44	55.8	Rebounding	3	71	9.0
Scoring Margin	4	13	+22.2	FG Percentage	1	3	.673
Field Goal Percentage	4	18	.467	Blocks	2	52	2.1
Field Goal %age Def.	4	19	.335	Off. Rebounds	12	—	3.2
3-Point FG %age	9	174	.305	Double-Doubles	2	29	5
3-Point FG %age Def.	12	191	.311	Tiffany Mitchell	SEC	NCAA	Actual
3-Point FG Made/Gm.	10	208	5.2	Scoring	12	246	14.2
Free Throw Percentage	10	235	.662	FT Percentage	4	86	.824
Rebounding Offense	7	—	43.8	3FG Made/Game	12	245	1.8
Rebounding Defense	4	—	33.1	Khadijah Sessions	SEC	NCAA	Actual
Rebounding Margin	4	21	+10.8	Steals	10	213	1.9
Assists	9	82	14.9	A'ja Wilson	SEC	NCAA	Actual
Steals	10	156	8.3	Scoring	5	81	17.4
Turnover Margin	13	127	+1.7	Rebounding	2	57	9.2
Turnovers	—	38	13.8	FG Percentage	5	46	.545
Assist-to-Turnover Ratio	6	47	1.1	FT Percentage	15	—	.682
Blocked Shots	2	9	6.0	Blocks	1	6	3.0
Home Attendance Avg.	1	1	14,341	Off. Rebounds	13	—	3.1
				Double-Doubles	1	20	6

2015-16 Double-Doubles

Alaina Coates (5)

11/13	Ohio State	17 pts/13 rebs
11/22	at UCLA	12 pts/12 rebs
12/13	Winthrop	29 pts/16 rebs/10 blks
12/16	Hampton	22 pts/12 rebs
12/20	vs. East Carolina	10 pts/15 rebs

Sarah Imovbioh (1)

11/15	UNCG	14 pts/11 rebs
-------	------	----------------

A'ja Wilson (6)

11/13	Ohio State	20 pts/14 rebs
11/15	UNCG	19 pts/10 rebs
11/22	at UCLA	11 pts/10 rebs
11/27	vs. Arizona State	18 pts/11 rebs
12/6	Duke	28 pts/11 rebs
12/20	vs. East Carolina	15 pts/10 rebs

loss at Colonial Life Arena was a 50-48 decision to No. 14 Texas A&M on Feb. 10, 2013.

SEC Story

Head coach Dawn Staley has steadily lifted the Gamecocks' national profile by building the Gamecocks into a consistent SEC contender with back-to-back regular-season titles, shirking decades of difficulty in the nation's best women's basketball conference.

In her eighth season at the helm, Staley boasts a 67-43 (.609) SEC regular-season record and has finished outside the league's top five just twice – an unprecedented achievement for a program that had finished INSIDE the top five only two times in the previous 17 seasons. Staley's 67 wins include four seasons of double-digit league victories – 10-6 in 2012, 11-5 in 2013, an SEC-best 14-2 in 2014 and 15-1 in 2015.

Staley's SEC regular-season record includes a 38-18 (.679) mark at home and a 29-25 (.537) slate on the road.

Rare Company

As just the second sophomore ever to earn SEC Player of the Year honors from the league's coaches last season, Tiffany Mitchell became the seventh player to pick up the award twice when the coaches and media both picked her for the award in 2015. Both groups predicted her to win the title again in 2016, which, if it comes to fruition, would make her the league's first three-time Player of the Year.

Fast Start

South Carolina is looking to start a season 13-0 for just the second time in program history but the second time in as many seasons. The Gamecocks rocketed through the 2014-15 season with 22 straight victories. Prior to that, a 10-0 start was the program's best and was accomplished by the 1981-82, 2012-13 and 2013-14 teams.

Getting Back Where We Belong

The Gamecocks have steadily marched up the national standings in field goal percentage and field goal percentage defense, ranking among the country's top 20 in both. South Carolina has long been among the nation's best defensive teams, adding offensive efficiency in recent seasons. The Gamecocks finished last season ranked fourth in the nation in field goal percentage (.484) and 10th in field goal percentage defense (.349). South

Carolina is currently shooting 46.7 percent from the field (18th) and holding opponents to 33.5 percent (19th).

Poll Position

South Carolina remains at No. 2 in the nation in both polls this week, marking the 27th-straight time the Gamecocks have been ranked among the nation's top three teams. South Carolina has held a top-10 position in the Associated Press poll for 38 straight weeks and been ranked in the AP top 25 for 62 consecutive weeks (beginning Dec. 10, 2012), matching the longest ranked streak in school history, originally accomplished Feb. 27, 1979 through Jan. 9, 1983.

Offensive Operation

Head coach Dawn Staley is often thought of as a defensive coach, but she has steadily built an efficient offensive team over the last few seasons, culminating in the 2014-15 squad's 75.9 points per game on 48.4 percent shooting. That group ranked 18th in the nation in scoring and fourth in field goal percentage. Here's a look at the offense's growth over the last five seasons.

Season	PPG	FG%age
2015-16	78.0	.467
2014-15	75.9	.484
2013-14	72.9	.474
2012-13	61.3	.390
2011-12	61.2	.398
2010-11	58.7	.380

Crunch Time

The Gamecocks have played three games decided by single-digit points this season, two of which they trailed at halftime but came back to win. In those outings, offense has made the difference with the Gamecocks shooting 52.0 percent from the field in the fourth quarters of those three games. Of these three opponents, only Arizona State out-shot South Carolina in the fourth quarter (.353-.313) with the Gamecocks making up the difference at the free throw line and on the glass in the waning moments of the contest.

Overall, South Carolina shoots much better in the second half (49.3 percent) than the first (44.1 percent) as opposing defenses begin to feel the effects of the Gamecocks' frontcourt and pace of play. The buildup of offensive efficiency is steady throughout the game with South Carolina hitting 42.0 percent from the field in the first quarter, 48.2 percent in the second, 48.1 in the third and 50.6 percent in the fourth. Just nine of the 23 quarters in which the Gamecocks have shot at least 50 percent have come in the first half.

Strength in Numbers

Based on cumulative opponent winning percentage, South Carolina currently has the 17th toughest schedule in the nation. The 26 teams the Gamecocks will face this season have a current winning percentage of .685.

With six games away from Columbia so far this season, the Gamecocks are fifth in the RPI, the best in the SEC. Tennessee and Kentucky are just behind in sixth and seventh, respectively, with Georgia (17) and Texas A&M (25) also among the top 25. Two others – Missouri (32) and Florida (34) – are in the top 50.

Quarter Breakdown

Through 48 quarters this season, South Carolina has out-scored its opponent 35 times with the Gamecocks topping their foe by double digits 12 times, including

2015-16 Awards

Alaina Coates

Naismith Early Season Watch List
Wooden Award Watch List
Preseason All-SEC First Team (Media, Coaches)

Bianca Cuevas

Rainbow Wahine Showdown All-Tournament

Tiffany Mitchell

Naismith Early Season Watch List
USBWA Ann Meyers Drysdale Award Watch List
Wooden Award Watch List
Preseason All-America (AP, Lindy's, Athlon, SI, ESPN)
Preseason All-SEC First Team (Media, Coaches)
Preseason SEC Player of the Year (Media, Coaches)

A'ja Wilson

2015 USA Basketball Female Athlete of the Year
Naismith Early Season Watch List
USBWA Ann Meyers Drysdale Award Watch List
Wooden Award Watch List
Rainbow Wahine Showdown Tournament MVP
Preseason All-America 2nd Team (Lindy's, SI, ESPN)
Preseason All-America Honorable Mention (AP)
Preseason All-SEC First Team (Media, Coaches)
SEC Player of the Week (Nov. 13-16; Nov. 24-30; Dec. 1-7)

twice posting a season-high differential of 19 – 27-8 in the third quarter at Clemson (Nov. 18) and 26-7 in the first quarter against Winthrop (Dec. 6). This season's best second-quarter advantage is 17 (26-9) against UNCG (Nov. 15) and fourth-quarter edge is 17 (27-10) vs. Hampton (Dec. 16). South Carolina has shot at least 50.0 percent in 23 quarters this season with a high of 80.0 percent (8-of-10) in the third quarter against Hampton. The Gamecocks best shooting quarter is the fourth, during which they are hitting 50.6 percent from the field.

Defensively, of the 10 lowest shooting percentage quarters for opposing teams seven have been in the second half, including three of the four lowest.

A more detailed look at the quarter-by-quarter production for the Gamecocks and their opponents.

Qtr.	SC/Opp Avg. Pts	SC/Opp Avg. Rebs	SC/Opp FG%
1	20.0/14.3	11.3/9.7	.420/.339
2	17.8/12.8	10.6/7.5	.482/.343
3	21.1/14.9	11.3/9.1	.481/.346
4	19.3/13.5	11.2/7.9	.506/.298

Individually, sophomore forward A'ja Wilson has turned in four of the six double-digit scoring quarters this season, including the two best. She twice scored a team-best 12 points in a quarter – vs. Ohio State (Nov. 13) in the fourth and vs. Duke (Dec. 6) in the third – and netted 11 in the second quarter against UNCG (Nov. 15). Senior guard Tiffany Mitchell has the highest first-quarter scoring total with nine against both CSUB (Nov. 28) and Winthrop (Dec. 13).

Ranked Readings

South Carolina's 10 wins against ranked foes last season set a program record, topping the eight wins of the 1979-80 squad. Of those wins, five came against a top-10 foe.

Gamecocks in 2015-16 National Polls

Poll	Pre	11/16	11/23	11/30	12/7	12/14	12/21	12/28	1/4	1/11	1/18	1/25	2/1	2/8	2/15	2/22	3/1	3/8	3/16	Final
Associated Press	2	2	2	2	2	2	2	2												
Coaches	2	2	2	2	2	2	2	2												

This season, the Gamecocks have 12 games on the schedule against teams currently ranked in the top 25, including five vs. top-10 entries. South Carolina opened the season with a win over No. 6/10 Ohio State (Nov. 13, 88-80), following that with victories over No. 16/18 Arizona State (Nov. 27, 60-58) and No. 14/13 Duke (Dec. 6, 66-55).

After posting a 17-8 record against ranked opponents since the start of the 2013-14 season, head coach Dawn Staley has a 28-42 mark vs. the nation's best teams during her South Carolina tenure, highlighted by a 16-8 mark when the Gamecocks carry a better ranking than their opponent into the contest.

Free Throw Follies

South Carolina's emphasis on interior play has the Gamecocks ranked 21st in the nation in free throw attempts (281) and 30th in free throws made (186). After hitting a rough stretch from a percentage standpoint, South Carolina has shot 75.3 percent (64-of-85) from the line over the last four games. Individually, two Gamecocks rank among the SEC's best in free throw percentage – Tiffany Mitchell's 82.4 percent in fourth and A'ja Wilson in 15th at 68.2 percent. Two others are making over 70 percent of their attempts but don't meet the league minimum to be ranked – Bianca Cuevas at 73.0 percent (27-of-37) and Asia Dozier at 87.5 percent (7-of-8).

Block Party

Once again this season, South Carolina is among the nation's best shot-blocking teams, ranked ninth in the country with 6.0 blocks per game. Individually sophomore forward A'ja Wilson and junior center Alaina Coates are the top two shot blockers in the SEC, swatting away 3.0 and 2.1 shots per game, respectively.

The Gamecocks blocked a Dawn Staley-era high 16 shots against Winthrop (Dec. 13), led by Coates' single-game school-record 10. In completing the program's first triple-double since Dec. 2006, Coates broke the 38-year-old record of eight set by Jean Walling against SC State on Dec. 7, 1977, and doubled her previous career high of five. Sophomore forward Jatarie White also updated her career high for blocks with four against the Eagles.

U-S-A, U-S-A

USA Basketball honored two Gamecocks for their contributions to the Americans' medal count in 2015. Head coach Dawn Staley became the first person to earn Athlete of the Year and Coach of the Year honors from USA Basketball, sharing the 2015 coaching award with Sean Miller. Sophomore forward A'ja Wilson earned USA Basketball Female Athlete of the Year honors for her MVP effort at the FIBA U19 Women's World Championship.

Two other Gamecocks also represented USA

Team Specialty Stats

South Carolina-Opponent

	Pts. in Paint	Pts. Off TOs	2nd Chance Pts	Fast Break Pts
11/13 OSU	52-20	20-14	21-8	16-9
11/15 UNCG	52-18	29-4	16-10	13-8
11/18 at Clem.	24-16	21-2	22-11	8-0
11/20 at UCLA	30-20	8-17	10-9	4-6
11/27 vs. ASU	42-16	18-20	8-9	2-0
11/28 vs. CSUB	48-20	16-7	7-7	2-0
11/29 at Hawaii	36-18	23-5	12-11	6-0
12/6 Duke	42-24	15-6	18-9	15-6
12/13 Winthrop	50-18	20-9	14-10	19-6
12/16 Hampton	42-22	7-18	17-1	2-10
12/20 vs. ECU	46-18	16-6	17-11	2-0
12/22 Elon	40-32	21-17	14-10	9-8
1/3 Ark.				
1/7 at VU				
1/10 Mizzou				
1/14 at UK				
1/17 TAMU				
1/21 at Aub.				
1/24 at MSU				
1/28 Miss.				
1/31 at TAMU				
2/4 UK				
2/8 UConn				
2/11 Fla.				
2/15 at Tenn.				
2/18 Ga.				
2/22 at Ala.				
2/25 at Miss.				
2/28 LSU				
Season Avg.	45.0-20.2	17.8-10.4	14.7-8.8	8.2-4.4
SEC Avg.				

Basketball last summer. Senior Tiffany Mitchell and junior Alaina Coates on the U.S. Pan Am Games silver medal team.

Legacy of Leadership

South Carolina has thrived under excellent leadership from its team-selected captains the last few seasons. While some thought that area would be a question mark heading into this season, the Gamecocks selected their four returning seniors – Asia Dozier, Tiffany Mitchell, Tina Roy and Khadijah Sessions – as their captains. All but Roy have served in that capacity at least once prior to this season.

Starters vs. Bench Points

	SC Starters	Opp. Starters	SC Bench	Opp. Bench
11/13 OSU	58	70	30	10
11/15 UNCG	52	33	40	11
11/18 at Clem.	38	33	29	8
11/22 at UCLA	57	55	11	10
11/27 vs. ASU	39	38	21	20
11/28 vs. CSUB	56	47	34	24
11/29 at Hawaii	46	36	21	15
12/6 Duke	64	45	2	10
12/13 Winthrop	55	30	31	7
12/16 Hampton	69	35	17	15
12/20 vs. ECU	58	47	30	10
12/22 Elon	59	52	19	11
1/3 Ark.				
1/7 at VU				
1/10 Mizzou				
1/14 at UK				
1/17 TAMU				
1/21 at Aub.				
1/24 at MSU				
1/28 Miss.				
1/31 at TAMU				
2/4 UK				
2/8 UConn				
2/11 Fla.				
2/15 at Tenn.				
2/18 Ga.				
2/22 at Ala.				
2/25 at Miss.				
2/28 LSU				
Season Avg.	54.2	43.2	23.8	12.6
SEC Avg.				

Highest Honors

Experts have their eye on three Gamecocks in the running for national player of the year honors – senior guard Tiffany Mitchell, junior center Alaina Coates and sophomore forward A'ja Wilson. South Carolina is in elite company with that many players in the running.

Most recently, the trio appeared on the Naismith Early Season Watch List, which included the 50 best players in the nation. South Carolina was one of three teams with three entries.

The USBWA announced its 20-member watch list for the Ann Meyers Drysdale Award, which included Mitchell and Wilson, putting South Carolina among just three programs with multiple players recognized.

The Wooden Award got the streak going, announcing its 30-player watch list, which featured all the Gamecocks. South Carolina joined UConn as the only schools with three players selected.

Great Gamecock Fans

The state of South Carolina has rallied around head coach Dawn Staley's program in unprecedented numbers. Average attendance has grown steadily over the last three seasons, culminating in this season's sell-out of the season-ticket allotment – over 11,000. Only single-game, general admission tickets remain available for purchase.

South Carolina leads the nation in average attendance at 14,341, topping second-place Louisville by more than 4,312. The Gamecocks and Cardinals are the only two teams averaging at least 10,000 fans this season.

Delving more deeply into the numbers, South Carolina's Colonial Life Arena's capacity of 18,000 makes it the seventh-largest women's basketball venue in the nation. South Carolina is the only one of those selling over 50 percent of their capacity as Gamecocks

All-Time Records vs. SEC

Opponent	Overall	Under Staley	SEC Season	SEC Tourn.	H	A	N	Streak	Last
Alabama	21-15	11-0	16-12	2-2	11-5	8-8	2-2	Won 11	W: 85-54, 1/29/15 (H)
Arkansas	14-17	7-3	13-15	1-2	8-5	5-10	1-2	Won 6	W: 58-36, 3/6/15 (N)
Auburn	18-21	6-3	13-15	1-1	11-7	6-12	1-2	Won 3	W: 77-58, 1/2/14 (H)
Florida	14-20	6-4	12-18	0-2	6-10	8-8	0-2	Won 6	W: 77-42, 1/19/15 (A)
Georgia	10-33	6-6	7-21	2-2	4-14	3-15	3-4	Won 3	W: 58-35, 2/5/15 (A)
Kentucky	22-33	6-9	18-25	0-2	16-9	6-20	0-4	Lost 1	L: 56-67, 3/1/15 (A)
LSU	9-22	6-5	7-22	2-0	4-10	3-12	2-0	Won 5	W: 74-54, 3/7/15 (N)
Ole Miss	18-17	8-2	14-12	2-4	10-4	6-8	2-5	Won 6	W: 77-59, 2/1/15 (A)
Miss. State	15-16	6-3	14-14	0-2	10-5	5-9	0-2	Won 6	W: 69-50, 2/26/15 (H)
Missouri	3-1	2-1	2-1	—	1-0	1-1	1-0	Won 2	W: 60-48, 1/15/15 (A)
Tennessee	4-45	3-8	2-26	1-3	2-19	1-21	1-5	Won 2	W: 62-46, 3/8/15 (N)
Texas A&M	1-3	1-3	1-2	0-1	1-1	0-1	0-1	Won 1	W: 79-61, 1/26/15 (H)
Vanderbilt	12-21	7-2	12-18	0-2	7-8	4-11	0-2	Won 4	W: 89-59, 2/15/15 (H)
Totals	161-264	75-49	131-200	11-23	89-97	56-136	13-30	Won 3	

fans are filling Colonial Life Arena at 79.67 percent capacity, the highest of any facility seating at least 10,000 and seventh overall.

Prior to 2015-16, the Gamecocks led the nation in average attendance increase in each of the previous two seasons and paced the country in average attendance in 2014-15 at 12,293. South Carolina played in front of over 10,000 fans 15 times that season with 13 of those coming at Colonial Life Arena. The 17,156 fans that turned out for the Jan. 11 game against Kentucky were just shy of the women's basketball record of 17,712 (vs. Clemson, 11/22/02) at the facility.

SEC Active Leaders

The SEC compiled its active leaders in seven statistical categories this week, and five different Gamecocks are among the top 10 in at least one category. Senior Tiffany Mitchell's league-high six entries is not a surprise given the breadth of her resume, but the appearance of sophomore A'ja Wilson at No. 4 on the active blocked shots list, which junior Alaina Coates leads, may catch some observers off guard.

Mitchell headlines the South Carolina entries ranking second in scoring (1,534); third in steals (189), field goals made (514) and 3-pointers made (141); fourth in assists (293) and eighth in rebounding (513). She is

the highest-ranking guard on the rebounding list, which includes just two other true perimeter players.

Coates is the league's active leader in blocks (151), sits third in rebounds (678) and ninth in scoring (975). She also has a current SEC-high 27 career double-doubles, including five this season.

Senior Khadijah Sessions holds seventh in steals (140) and eighth in assists (252). Senior Tina Roy is on the 3-pointers made list, coming in at seventh (116).

Mitchell's March

Senior guard Tiffany Mitchell has worked her way into the annual national player of the year conversations over the last two seasons, and expectations are the same this season for the two-time All-American and reigning back-to-back SEC Player of the Year. Ranking among the SEC's best in numerous categories over the last three seasons, Mitchell is steadily moving up various Gamecocks' career charts as well.

Here are a few of the career benchmarks she has a chance to catch:

Category	Current	Chasing	To Go
Points	1,534 (10th)	1,585 (9th)	51
3FG Made	141 (7th)	152 (6th)	11
FT Made	365 (5th)	411 (4th)	48
FT Att.	477 (7th)	513 (6th)	36
Steals	189	212 (10th)	23
Minutes	3,454	3,485 (10th)	31
Games	116	125 (10th)	9

Preseason Poll Pop

For the second-straight season, South Carolina was ranked No. 2 in both the AP and USA Today Coaches Preseason Poll, which is the best preseason rank in program history. The Gamecocks spent the entire 2014-15 season ranked in the top three in the nation, including 12 weeks at No. 1 – the first-ever No. 1 ranking for the program.

Double-Double Trouble

Junior center Alaina Coates has the size and skill to take over games against any opponent and continues to grow more comfortable in that role. With five double-doubles this season, she is among the SEC top 20 in both scoring (16th, 13.3 ppg) and rebounding (3rd, 9.0 rpg). Her .673 field goal percentage leads the league and ranks third in the nation. Her 2.1 blocks per game are second-best in the league as well.

With 27 career double-doubles she is tied for seventh in program history in that category, just five shy of reaching the all-time top five. Ten of her double-doubles

Games Led Team In...

(Tied for team lead in each category included)

Scoring	2015-16	Career	Record
A'ja Wilson	6	21	19-2
Tiffany Mitchell	4	41	39-2
Alaina Coates	2	14	13-1
Bianca Cuevas	1	3	3-0
Tina Roy	1	3	3-0
Khadijah Sessions	0	3	2-1
Asia Dozier	0	2	2-0

Rebounding	2015-16	Career	Record
Alaina Coates	6	40	38-2
A'ja Wilson	6	15	14-1
Sarah Imovbioh	2	2	2-0
Jatarie White	1	1	1-0
Tiffany Mitchell	0	10	9-1

Assists	2015-16	Career	Record
Khadijah Sessions	5	27	25-2
Asia Dozier	3	16	16-0
Tina Roy	3	13	13-0
Tiffany Mitchell	1	30	28-2
Bianca Cuevas	1	9	8-1
Shay Colley	1	1	1-0
Alaina Coates	0	1	1-0

Miscellaneous Stats

Triple-Doubles	2015-16	Career	Record
Alaina Coates	1	1	1-0

Double-Doubles	2015-16	Career	Record
A'ja Wilson	6	11	10-1
Alaina Coates	5	27	26-1
Sarah Imovbioh	1	1	1-0
Tiffany Mitchell	0	4	4-0

20+ Points	2015-16	Career	Record
A'ja Wilson	3	8	7-1
Alaina Coates	2	10	9-1
Bianca Cuevas	1	2	2-0
Tiffany Mitchell	0	13	13-0

10+ Points	2015-16	Career	Record
Tiffany Mitchell	11	86	77-9
Alaina Coates	9	56	53-3
A'ja Wilson	9	38	36-3
Bianca Cuevas	5	13	13-0
Khadijah Sessions	2	22	21-1
Sarah Imovbioh	2	2	2-0
Asia Dozier	1	14	13-1
Tina Roy	1	13	11-2
Jatarie White	1	3	3-0

10+ Rebounds	2015-16	Career	Record
A'ja Wilson	6	11	10-1
Alaina Coates	5	30	29-1
Sarah Imovbioh	3	3	3-0
Tiffany Mitchell	0	7	6-1
Asia Dozier	0	1	1-0

5+ Assists	2015-16	Career	Record
Khadijah Sessions	2	12	12-0
Asia Dozier	2	10	10-0
Tiffany Mitchell	1	12	12-0
Bianca Cuevas	1	6	6-0
Tina Roy	0	5	5-0

5+ Steals	2015-16	Career	Record
Tiffany Mitchell	0	8	8-0

5+ Blocks	2015-16	Career	Record
Alaina Coates	1	4	4-0
A'ja Wilson	1	2	1-1

2015-16 Scoring Differentials

Largest lead in a win by 52 (84-32), 4th-3:11, vs. Winthrop, 12/13
Largest deficit overcome to win by 7 (13-20), 2nd-8:58, vs. Elon, 12/22
 by 7 (16-23), 2nd-8:15, vs. Arizona State, 11/27

2015-16 Roster

No.	Name	Pos.	Ht.	Yr.	Hometown/Last School
0	Shay Colley	G	5-8	Fr.	Brampton, Ontario/St. Edmund Campion Secondary
1	Bianca Cuevas	G	5-6	So.	Bronx, N.Y./Nazareth Regional
3	Kaydra Duckett	G	5-8	So.	Columbia, S.C./Dreher
4	Doniyah Cliney	G	6-0	R-Fr.	Newark, N.J./Malcolm X Shabazz
5	Khadijah Sessions	G	5-8	Sr.	Myrtle Beach, S.C./Myrtle Beach
10	Allisha Gray*	G	6-0	Jr.	Sandersville, Ga./North Carolina
15	Tiffany Davis	G	5-7	Jr.	Houston Texas/Westbury Christian
22	A'ja Wilson	F	6-5	So.	Hopkins, S.C./Heathwood Hall
23	Tina Roy	G	5-11	Sr.	Kaplan, La./Kaplan
24	Sarah Imovbioh	F	6-2	Sr.	Abuja, Nigera/Virginia
25	Tiffany Mitchell	G	5-9	Sr.	Charlotte, N.C./Providence Day
31	Asia Dozier	G/F	6-0	Sr.	Columbia, S.C./Spring Valley
35	Kaela Davis*	G	6-2	Jr.	Suwanee, Ga./Georgia Tech
40	Jatarie White	F	6-4	So.	Charlotte, N.C./Providence Day
41	Alaina Coates	C	6-4	Jr.	Irmo, S.C./Dutch Fork
44	India Farmer	F	6-0	Jr.	North Myrtle Beach, S.C./North Myrtle Beach

* indicates will sit out 2015-16 due to NCAA transfer rules

Head Coach: Dawn Staley

Assoc. Head Coach: Lisa Boyer

Assistant Coaches: Nikki McCray-Penson, Fred Chmiel

have come in SEC play, which rank her second in program history in that category, just one behind the school-record 11 by Marsha Williams (1992-93).

The SEC's active leader with 151 career blocks, Coates holds third place in South Carolina history in the category. She is just 26 shy of Lakesha Tolliver's (2004-07) career record of 177.

Made by Tiffany's

Senior guard Tiffany Mitchell has worked her way into the annual national player of the year conversations over the last two seasons, and expectations are the same this season for the two-time All-American and reigning back-to-back SEC Player of the Year. After missing all but the final week of preseason, the Charlotte, N.C., native has been working herself back into form and has been showing more frequent flashes of last season's play.

Always a hard worker, Mitchell's approach to her out-of-practice work changed between her freshman and sophomore seasons, and results followed more prominently in efficiency and, as a by-product, in assist average. This season's numbers are reflecting her recent emergence after surgery as she shot 46.5 percent (20-of-43) over the last four games compared to 38.4 percent (33-of-86) in the first eight outings. From 3-point range, she has hit 10-of-21 (.476) over the last four games after netting just 12-of-38 (.316) prior to that. Similarly, her assists have gone from 2.0 per game through the first eight to 2.5 over the last four.

Here's a look at Mitchell's season-by-season breakdown:

Season	PPG	FG%	3FG%	APG
2015-16	14.2	.411	.673	2.2
2014-15	14.4	.500	.416	2.9
2013-14	15.5	.493	.541	3.5
2012-13	9.2	.379	.367	1.3



Around the SEC (Thru 12/30)

	SEC Games			Overall		
	W	L	Pct.	W	L	Pct.
Missouri	0	0	—	13	0	1.000
South Carolina	0	0	—	12	0	1.000
Kentucky	0	0	—	11	0	1.000
Mississippi St.	0	0	—	13	1	.928
Florida	0	0	—	12	1	.923
Georgia	0	0	—	12	1	.923
Alabama	0	0	—	11	2	.846
Vanderbilt	0	0	—	11	2	.846
Auburn	0	0	—	10	3	.769
Texas A&M	0	0	—	10	3	.769
Tennessee	0	0	—	9	3	.750
Ole Miss	0	0	—	8	5	.615
LSU	0	0	—	6	7	.461
Arkansas	0	0	—	5	8	.384

Coming Up

January 3

LSU at Alabama, 3 p.m. (SECN)

#7/7 Kentucky at Auburn, 3 p.m. (SECN+)

#8/8 Miss. State at Florida, 1 p.m. (SECN)

Georgia at #16/13 Texas A&M, 5 p.m. (SECN)

Vanderbilt at Ole Miss, 3 p.m. (SECN+)

January 4

#13/16 Tennessee at #23/- Missouri, 7 p.m. (SECN)

Rankings are listed as AP/ESPN Poll
All Times Eastern; TV Network in ()

Hometown Hero

Sophomore forward A'ja Wilson has lived up to her billing, both this season being selected to the watch lists for the Wooden, Naismith and the USBWA Ann Meyers Drysdale Awards and last season as the SEC Freshman of the Year, First-Team All-SEC selection and the first Gamecock freshman to earn All-America honors.

This season, Wilson has been the Gamecocks' top scorer six times and top rebounder in six games. She leads the SEC in blocks per game (3.0) and double-doubles (6), categories in which she ranks sixth and 20th in the nation, respectively. Wilson is also among the SEC's top five in scoring (5th, 17.4), rebounding (2nd, 9.2) and field goal percentage (5th, .545).

Named SEC Player of the Week three times in the first four weeks of the season, Wilson has routinely delivered at crunch time – 12 of her 20 points against #6/10 Ohio State (Nov. 13) came in the fourth quarter, including six of the team's 10 in the final 2:35; scoring and rebounding late at UCLA (Nov. 22) put Gamecocks on top in final 3:00 of tight game; three rebounds in final 18 seconds of tie game vs. #16/18 Arizona State (Nov. 27) led to game-winning free throws with 0.6 seconds to play; 10 points in fourth quarter vs. CSU Bakersfield (Nov. 28) broke open seven-point game heading into the period; and 20 second-half points against Duke included 12 of the team's 16 in the third quarter and six in the final 1:45 of the game.

Back in the Spotlight

Senior guard/forward Asia Dozier returned to the starting lineup against Hampton (Dec. 16), once again working her way into the opening tipoff after selflessly yielding her spot to a teammate in the team's best interest. The two-time team captain notably offered her starting role prior to the 2014-15 season, which head coach Dawn Staley gave it to Alaina Coates for the first six games before deciding that the two players' roles were better served in the reverse. This season, Dozier stepped aside for fellow-senior Tina Roy, who had been shooting well in the preseason and could provide more immediate offensive punch. Yet again, Dozier kept a good attitude and work ethic throughout, proving her value to her coach and team, and Staley reinserted her into the lineup eight games into the season.

Dozier's response has been outstanding, making key

contributions over the last four games, during which she averaged 8.0 points on 60.0 percent shooting (12-of-20), including 6-of-11 (.545) from 3-point range, and 2.8 assists in 20.3 minutes.

The Senior Sessions

Named a team captain for the second time in three seasons, senior Khadijah Sessions has had a vice-like grip on the starting point guard spot for the Gamecocks over the last three seasons. After leading the team to back-to-back SEC regular-season championships and the program's first NCAA Final Four during that stretch, the Myrtle Beach, S.C., native took the challenge of expanding her offensive game to force opposing defenses to honor her as a scoring threat, especially in the half-court.

Sessions has delivered so far, shooting a career-best 46.8 percent from the field this season. She has scored at least five points eight times through 12 games, including a pair of double-digit outings. In the Gamecocks' last four home games, Sessions hit 8-of-14 (.571) from the field. Meanwhile, her assists (2.8 per game) and steals (1.9 per game) have remained on par with her previous two seasons' averages.

So Sarah

Senior forward Sarah Imovbioh joined the Gamecocks this season after three campaigns at Virginia, during which she annually ranked among the ACC's top 15 rebounders and top 10 field goal percentage shooters.

After starting this season off with a bang – adding six points and four rebounds early in the fourth quarter against #6/10 Ohio State (Nov. 13) to help the Gamecocks hold off then storm past the Buckeyes and posting a double-double in the second game of the season – Imovbioh struggled to find her rhythm playing fewer minutes than she was accustomed to with the Cavaliers. After drawing starts in the two games sophomore A'ja Wilson missed in mid-December, Imovbioh has re-emerged as a force. In her two starts, she shot 81.8 percent (9-of-11) from the field and averaging 13.0 points. In the following game (vs. East Carolina, Dec. 20), she grabbed a season-high 12 rebounds in just 18 minutes of action.

AP Top 25

(Week of Dec. 28)

1. Connecticut	9-0
2. South Carolina	12-0
3. Notre Dame	10-1
4. Baylor	13-0
5. Texas	11-0
6. Maryland	11-0
7. Kentucky	10-0
8. Mississippi State	11-1
9. Ohio State	8-3
10. Oregon State	9-1
11. Stanford	9-2
12. Duke	9-3
13. Tennessee	8-3
14. Northwestern	11-1
15. Florida State	9-3
16. Texas A&M	9-3
17. Arizona State	8-3
18. Oklahoma	9-2
19. California	8-2
20. South Florida	7-2
21. UCLA	7-3
22. Miami (Fla.)	12-1
23. Missouri	12-0
24. Michigan State	9-2
25. DePaul	8-5

USA Today Coaches Top 25

(Week of Dec. 28)

1. Connecticut	9-0
2. South Carolina	12-0
3. Notre Dame	10-1
4. Baylor	13-0
5. Maryland	11-0
6. Texas	11-0
7. Kentucky	10-0
8. Mississippi State	11-1
9. Ohio State	8-3
10. Oregon State	9-1
11. Stanford	9-2
12. Duke	9-3
13. Texas A&M	9-3
14. Florida State	9-3
15. Northwestern	11-1
16. Tennessee	8-3
17. South Florida	7-2
18. California	8-2
19. Oklahoma	9-2
20. Miami (Fla.)	12-1
21. Arizona State	8-3
22. Michigan State	9-2
23. Seton Hall	10-1
24. DePaul	8-5
25. Iowa	10-2

South Carolina's Record When...

	SEC	All		SEC	All
Record.....	0-0	12-0	No South Carolina players foul out	0-0	11-0
Playing a ranked opponent.	0-0	3-0	One or more SC players foul out.....	0-0	1-0
Playing at home	0-0	6-0	Having 20 or more assists.....	0-0	2-0
Playing on the road	0-0	3-0	Having less than 20 assists.....	0-0	10-0
Playing at neutral site	0-0	3-0	Scoring more pts. in paint than opponent	0-0	12-0
Leading at half	0-0	10-0	Scoring equal/less pts. in paint than opp.	0-0	0-0
Trailing at half	0-0	2-0	Scoring more pts. off TOs than opponent	0-0	9-0
Tied at half	0-0	0-0	Scoring equal/less pts. off TOs than opp.	0-0	3-0
Playing an overtime game	0-0	0-0	Scoring more 2nd-chance pts.	0-0	10-0
0 players score in double figures	0-0	0-0	Scoring equal/less 2nd-chance pts.....	0-0	2-0
1 player scores in double figures	0-0	0-0	Scoring more fast break pts.....	0-0	10-0
2 players score in double figures	0-0	2-0	Scoring equal/less fast break pts.....	0-0	2-0
3 players score in double figures	0-0	5-0	Wearing white uniforms	0-0	8-0
4 players score in double figures	0-0	3-0	Wearing black uniforms	0-0	4-0
5 players score in double figures	0-0	2-0	Wearing pink uniforms	0-0	0-0
More than 5 players in double figures.....	0-0	0-0	Playing in tournaments/classics		4-0
Starters out-score opponent's starters	0-0	11-0	Playing on live television	0-0	10-0
Opponent's starters score equal/more	0-0	1-0	Playing in November.....		7-0
Bench out-scores opponent's bench	0-0	11-0	Playing in December		5-0
Opponent's bench scores equal/more.....	0-0	1-0	Playing in January	0-0	0-0
SC Starters out-score SC Bench.....	0-0	12-0	Playing in February	0-0	0-0
SC Bench out-scores/ties SC Starters.....	0-0	0-0	Playing in March.....	0-0	0-0
Shooting 50% or better	0-0	3-0	Playing during the day.....	0-0	7-0
Shooting between 40-49%	0-0	8-0	Playing at night	0-0	5-0
Shooting between 30-39%	0-0	1-0	Playing on Sunday.....	0-0	6-0
Shooting less than 30%	0-0	0-0	Playing on Monday.....	0-0	0-0
Opponent shoots 50% or better	0-0	0-0	Playing on Tuesday.....	0-0	1-0
Opponent shoots between 40-49%	0-0	2-0	Playing on Wednesday.....	0-0	2-0
Opponent shoots between 30-39%	0-0	7-0	Playing on Thursday.....	0-0	0-0
Opponent shoots less than 30%	0-0	3-0	Playing on Friday	0-0	2-0
Shooting better than opponent.....	0-0	12-0	Playing on Saturday.....	0-0	1-0
Shooting worse than/equal to opponent	0-0	0-0	Margin is less than 5 pts.	0-0	2-0
Having more FTs made than opponent	0-0	11-0	Margin is between 5-9.....	0-0	1-0
Having equal/less FTs made than opponent	0-0	1-0	Margin is between 10-19.....	0-0	4-0
Out-rebounding opponent.....	0-0	11-0	Margin is 20 pts. or more	0-0	5-0
Having equal/less rebounds than opponent	0-0	1-0	Having a 20-pt. scorer	0-0	5-0
Having more TOs than opponent	0-0	4-0	Having a 30-pt. scorer	0-0	0-0
Having equal or less TOs than opponent.....	0-0	8-0	Scoring 49 points or less.....	0-0	0-0
Attempting more FT than 3FG.....	0-0	8-0	Scoring 50-59 points.....	0-0	0-0
Attempting equal/less FT than 3FG	0-0	4-0	Scoring 60-69 points.....	0-0	5-0
Making 5 or more 3FGs.....	0-0	7-0	Scoring 70-79 points.....	0-0	1-0
Making less than 5 3FGs.....	0-0	5-0	Scoring 80-89 points.....	0-0	4-0
Making no 3 FGs.....	0-0	0-0	Scoring 90-99 points.....	0-0	2-0
Attempting 15 or more 3FGs.....	0-0	7-0	Scoring 100 points or more	0-0	0-0
Attempting less than 15 3FGs.....	0-0	5-0			

2015-16 Team High/Low

South Carolina Highs	South Carolina Lows	Category	Opponent Lows	Opponent Highs
92 vs. UNCG, 11/15	60 vs. Arizona State, 11/27	Points in Game	37, Winthrop, 12/13	80, Ohio State, 11/13
56 (2nd) vs. Hampton, 12/16	29 (1st) at Hawaii, 11/29	Points in a Half	13 (1st), Winthrop, 12/13	47 (1st), Ohio State, 11/13
30 (1st) vs. Ohio State, 11/13	9 (4th) at Clemson, 11/18	Points in a Quarter	6 (2nd), Winthrop, 12/13	26 (1st), Ohio State, 11/13
35 vs. CSUB, 11/28	23 at Clemson, 11/18	Field Goals Made	14, at Clemson, 11/18	26, Ohio State, 11/13
35 vs. UNCG, 11/15				
69 vs. Ohio State, 11/13	55 at Hawaii, 11/29	Field Goal Attempts	43, at Clemson, 11/18	80, Ohio State, 11/13
.548 (34-62) vs. Winthrop, 12/13	.365 (23-63) at Clemson, 11/18	FG Percentage	.250 (16-64), Winthrop, 12/13	.442 (23-52), Elon, 12/22
9 vs. Winthrop, 12/13	1 vs. Arizona State, 11/17	3-Point FG Made	1, Winthrop, 12/13	10, Ohio State, 11/13
25 at Clemson, 11/18	10 vs. Duke, 12/6	3-Point FG Attempts	7, at Clemson, 11/18	23, vs. ECU, 12/20
				23, Ohio State, 11/13
.421 (8-19) vs. Elon, 12/22	.091 (1-11) vs. Arizona St., 11/27	3-Point FG Percentage	.111 (1-9), Winthrop, 12/13	.444 (8-18), vs. CSUB, 11/28
24 vs. Hampton, 12/16	10 vs. Elon, 12/22	Free Throws Made	4, Winthrop, 12/13	18, Ohio State, 11/13
35 vs. Ohio State, 11/13	12 vs. Winthrop, 12/13	Free Throw Attempts	8, Hampton, 12/16	25, at UCLA, 11/22
.875 (14-16) at UCLA, 11/22	.500 (14-28) at Clemson, 11/18	FT Percentage	.267 (4-15), Winthrop, 12/13	.929 (13-14), vs. ECU, 12/20
54 vs. ECU, 12/20	30 at Hawaii, 11/29	Rebounds	19, Hampton, 12/16	42, Ohio State, 11/13
25 vs. UNCG, 11/15	6 vs. Arizona State, 11/27	Assists	3, Ohio State, 11/13	16, vs. CSUB, 11/28
25 vs. Winthrop, 12/13				
15 vs. UNCG, 11/15	3 vs. Hampton, 12/16	Steals	0, at Clemson, 11/18	13, at UCLA, 11/22
				13, Ohio State, 11/13
16 vs. Winthrop, 12/13	2 vs. Hampton, 12/16	Blocked Shots	0, at Clemson, 11/18	10, Ohio State, 11/13
21 vs. Arizona State, 11/27	5 vs. CSUB, 11/28	Turnovers	9, Hampton, 12/16	21, UNCG, 11/15
21 at UCLA, 11/22	5 at Clemson, 11/18		9, at UCLA, 11/22	
22 at Hawaii, 11/29	12 vs. CSUB, 11/28	Fouls	16, Winthrop, 12/13	29, Ohio State, 11/13

2015-16 Individual Superlatives

Category	South Carolina	Opponent
Points in Game	29 by Alaina Coates vs. Winthrop, 12/13	36 by Kelsey Mitchell, Ohio State, 11/13
Points in a Half	20 (2nd) by A'ja Wilson vs. Duke, 12/6	21 (2nd) by Kelsey Mitchell, Ohio State, 11/13
Points in a Quarter	12 (3rd) by A'ja Wilson vs. Duke, 12/6 12 (4th) by A'ja Wilson vs. Ohio State, 11/13	13 (4th) by Kelsey Mitchell, Ohio State, 11/13
Field Goals Made	13 by Alaina Coates vs. Winthrop, 12/13	10 by Kelsey Mitchell, Ohio State, 11/13
Field Goal Attempts	19 by A'ja Wilson vs. Duke, 12/6	24 by Kelsey Mitchell, Ohio State, 11/13
FG Percentage	1.00 (3-3) by Tina Roy vs. Elon, 12/22 1.00 (3-3) by Shay Colley vs. CSU Bakersfield, 11/28	.667 (6-9) by Kyra Lambert, Duke, 12/6 .667 (6-9) by Destiny King, at Hawaii, 11/29
3-Point FG Made	5 by Tina Roy at UCLA, 11/22	4 by Katie Hempen, vs. Arizona State, 11/27 4 by Ameryst Alston, Ohio State, 11/13 4 by Kelsey Mitchell, Ohio State, 11/13
3-Point FG Attempts	11 by Tina Roy at UCLA, 11/22	9 by Kelsey Mitchell, Ohio State, 11/13
3-Point FG Percentage	1.00 (3-3) by Tina Roy vs. Elon, 12/22	.800 (4-5) by Ameryst Alston, Ohio State, 11/13
Free Throws Made	8 by A'ja Wilson vs. Duke, 12/6	12 by Kelsey Mitchell, Ohio State, 11/13
Free Throw Attempts	10 by A'ja Wilson vs. Duke, 12/6 10 by Alaina Coates vs. Ohio State, 11/13	13 by Kelsey Mitchell, Ohio State, 11/13
FT Percentage	1.00 (6-6) by Alaina Coates vs. Elon, 12/22 1.00 (6-6) by Tiffany Mitchell at UCLA, 11/22	1.00 (6-6) by Jada Payne, East Carolina, 12/20
Rebounds	16 by Alaina Coates vs. Winthrop, 12/13/15	15 by Shayla Cooper, Ohio State, 11/13
Assists	6 by Khadijah Sessions vs. Winthrop, 12/13 6 by Bianca Cuevas vs. CSU Bakersfield, 11/28 6 by Asia Dozier vs. UNCG, 11/15 6 by Tina Roy vs. UNCG, 11/15	8 by Shay Burnett, Elon, 12/22
Steals	4 by Khadijah Sessions vs. Duke, 12/6 4 by Khadijah Sessions at Hawaii, 11/29 4 by Tiffany Mitchell at Clemson, 11/18 4 by Tiffany Mitchell vs. Ohio State, 11/13 4 by Khadijah Sessions vs. Ohio State, 11/13	6 by Jordin Canada, at UCLA, 11/22
Blocked Shots	10 by Alaina Coates vs. Winthrop, 12/13	4 by Kaylah Lupoe, Hampton, 12/16
Turnovers	8 by Tiffany Mitchell vs. Ohio State, 11/13	8 by Shayla Cooper, Ohio State, 11/13

Gamecock Career Highs

Alaina Coates

Pts	29 vs. Winthrop, 12/13/15
FG	13 vs. Winthrop, 12/13/15
FGA	16 vs. Vanderbilt, 1/5/14
FG %	1.000 (7-7) vs. SC St., 12/22/13
FT	11 at San Diego St., 11/23/13
FTA	15 at San Diego St., 11/23/13
FT %	1.000 (10-10) vs. North Carolina, 3/27/15
Reb	17 vs. Kentucky, 1/9/14
Off Reb	7 vs. Kentucky, 1/9/14
Def Reb	13 vs. CSU Northridge, 3/23/14
Blk	10 vs. Winthrop, 12/13/15
Stl	3, 3x, last vs. UNCG, 11/15/15
Asst	3, 3x, last vs. Savannah State, 3/22/15
Min	32 at UCLA, 11/22/15

Shay Colley

Pts	7 vs. UNCG, 11/15/15
FG	3, 2x, last vs. CSUB, 11/28/15
FGA	5, 2x, last at UCLA, 11/22/15
FG %	1.00 (3-3) vs. CSUB, 11/28/15
3FGA	3 vs. Winthrop, 12/13/15
FT	5 at Clemson, 11/18/15
FTA	6 at Clemson, 11/18/15
FT %	.833 (5-6) at Clemson, 11/18/15
Reb	4 vs. Winthrop, 12/13/15
Off Reb	2, 2x, last at UCLA, 11/22/15
Asst	4, 2x, last vs. East Carolina, 12/20/15
Min	24 vs. Winthrop, 12/13/15

Bianca Cuevas

Pts	21 at Ole Miss, 2/1/15
FG	8 vs. CSUB, 11/28/15
FGA	14 at Georgia, 2/5/15
FG %	.833 (5-6) at Hampton, 12/17/14
3FG	2, 5x, last vs. CSUB, 11/28/15
3FGA	6 vs. Clemson, 11/20/14
3FG %	.667 (2-3) at Hampton, 12/17/14
FT	9 at Ole Miss, 2/1/15
FTA	11 at Ole Miss, 2/1/15
FT %	1.000 (5-5) vs. Syracuse, 3/22/15
Reb	4, 6x, last vs. Duke, 12/6/15
Off Reb	3 vs. Alabama, 1/29/15
Blk	2 vs. NC Central, 12/1/14
Stl	4, 2x, last vs. Savannah State, 12/14/14
Asst	6 vs. CSUB, 11/28/15
Min	29 at Hawaii, 11/29/15

Asia Dozier

Pts	16, 2x, at San Diego St., 11/23/13
FG	6, 2x, last at Alabama, 1/8/15
FGA	13 at San Diego St., 11/23/13
FG %	1.00 (4-4) at Kentucky, 2/14/13
3FG	4, 2x, last vs. Syracuse, 3/22/15
3FGA	10 at San Diego St., 11/23/13
3FG %	1.000 (2-2), 3x, last vs. East Carolina, 12/20/15
FT	4, 3x, last vs. Florida State, 3/29/15
FTA	7 vs. Elon, 11/9/12
FT %	1.000 (4-4), 2x, last vs. Florida State, 3/29/15
Reb	10 vs. Elon, 11/9/12
Off Reb	4 vs. Elon, 11/9/12
Blk	3 at Kentucky, 3/1/15
Stl	2, 9x, last vs. Hampton, 12/16/15
Asst	6, 3x, last vs. UNCG, 11/15/15
Min	40 at Arkansas, 1/2/14

Kaydra Duckett

Pts	3 vs. Hampton, 12/16/15
FGA	4 vs. Winthrop, 12/13/15
3FGA	2 vs. Hampton, 12/16/15
FT	2 vs. Savannah State, 12/14/14
FTA	2 vs. Savannah State, 12/14/14
FT %	1.000 (2-2) vs. Savannah State, 12/14/14
Reb	4 vs. Savannah State, 12/14/14
Off Reb	2 vs. Savannah State, 12/14/14
Asst	3 vs. Winthrop, 12/13/15
Min	15 vs. Winthrop, 12/13/15

India Farmer

Pts	3, 2x, last vs. Alabama, 1/19/14
FGA	3 vs. NC Central, 12/2/13
3FGA	2 vs. NC Central, 12/2/13
FT	2 at Florida, 1/19/15
FTA	2, 2x, last, at Florida, 1/19/15
FT %	1.000 (2-2) at Florida, 1/19/15
Reb	3 vs. NC Central, 12/2/13
Blk	2 vs. UNCG, 11/15/15
Min	11 vs. NC Central, 12/2/13

Sarah Imovbioh

Pts	19 vs. Hampton, 12/16/15
FG	6 vs. Hampton, 12/16/15
FGA	8 vs. Hampton, 12/16/15
FG %	1.00 (3-3) vs. Winthrop, 12/13/15
FT	7 vs. Hampton, 12/16/15
FTA	9 vs. Hampton, 12/16/15
FT %	.777 (7-9) vs. Hampton, 12/16/15
Reb	12 vs. East Carolina, 12/20/15
Off Reb	5, 2x, last vs. Hampton, 12/16/15
Def Reb	8 vs. East Carolina, 12/20/15
Stl	2, 2x, last at Clemson, 11/18/15
Asst	2 vs. East Carolina, 12/20/15
Min	24 vs. Hampton, 12/16/15

Tiffany Mitchell

Pts	25 vs. Georgia, 2/27/14
FG	8, 6x, last vs. Florida State, 3/29/15
FGA	17 vs. Tennessee, 1/3/13
FG %	.857 (6-7) vs. Savannah State, 12/14/14
3FG	6, 2x, last at Hampton, 12/17/14
3FGA	8, 2x, last at Hampton, 12/17/14
3FG %	1.000 (6-6) vs. San Diego State, 11/23/14
FT	13 vs. CSU Northridge, 3/23/14
FTA	17 vs. CSU Northridge, 3/23/14
FT %	1.000 (10-10) vs. Georgia, 2/27/14
Reb	11, 5x, last at Arkansas, 1/2/14
Off Reb	6 at Florida, 1/20/13
Blk	3 at Arkansas, 2/19/15
Stl	7 vs. NC Central, 12/1/14
Asst	9 at San Diego State, 11/23/13
Min	40, 2x, last vs. Florida State, 3/29/15

Tina Roy

Pts	17 at UCLA, 11/22/15
FG	6 at UCLA, 11/22/15
FGA	14 at UCLA, 11/22/15
FG %	1.000 (4-4) at Alabama, 1/8/15
3FG	5, 3x, last at UCLA, 11/22/15
3FGA	11 at UCLA, 11/22/15
3FG %	1.000 (3-3), 2x, last vs. Elon, 12/22/15
FT	4 at Southern Cal, 11/25/13
FTA	4, 4x, last vs. Georgia, 2/27/14
FT %	1.000 (4-4) at Southern Cal, 11/25/13
Reb	8 at Mississippi State, 2/6/14
Off Reb	3, 2x, last vs. CSU Northridge, 3/23/14
Blk	2 vs. Mississippi State, 2/6/14
Stl	3 vs. Southern Cal, 11/15/14
Asst	10 vs. Savannah State, 12/14/14
Min	37 at UCLA, 11/22/15

Khadijah Sessions

Pts	19 vs. Auburn, 2/3/13
FG	6, 2x, last vs. Seton Hall, 11/17/13
FGA	15 at Missouri, 2/28/13
FG %	.833 (5-6) vs. LSU, 2/12/15
3FG	3, 4x, last vs. LSU, 3/7/15
3FGA	6, 3x, last vs. Kentucky, 1/11/15
3FG %	1.00 (3-3) at Kentucky, 2/20/14
FT	8 vs. Auburn, 2/3/13
FTA	12 vs. Missouri, 2/2/14
FT %	1.00 (5-5) at Kentucky, 2/20/14
Reb	6 vs. Clemson, 11/20/14
Off Reb	3, 2x, last vs. Arizona State, 11/27/15
Stl	4, 13x, last vs. Duke, 12/6/15
Asst	8 vs. NC Central, 12/1/14
Min	37, 2x, last vs. Duke, 12/6/15

Jatarie White

Pts	14 vs. East Carolina, 12/20/15
FG	5, 2x, last vs. East Carolina, 12/20/15
FGA	12 vs. Clemson, 11/20/14
FG %	.626 (5-8) vs. East Carolina, 12/20/15
FT	4 vs. East Carolina, 12/20/15
FTA	6 vs. East Carolina, 12/20/15
FT %	1.000 (2-2), 2x, last vs. Hampton, 12/16/15
Reb	9 vs. Winthrop, 12/13/15
Off Reb	4 at Clemson, 11/18/15
Def Reb	8 vs. Winthrop, 12/13/15
Blk	4 vs. Winthrop, 12/13/15
Stl	2 vs. Syracuse, 3/22/15
Asst	2, 4x, last at Clemson, 11/18/15
Min	22 vs. San Diego St., 11/23/14

A'ja Wilson

Pts	28 vs. Duke, 12/6/15
FG	10, 2x, last vs. Duke, 12/6/15
FGA	19 vs. Duke, 12/6/15
FG %	.800 (8-10) vs. Savannah State, 12/14/14
FT	11 vs. LSU, 2/12/15
FTA	15 vs. LSU, 2/12/15
FT %	1.00 (5-5) vs. Miss. St., 2/26/15
Reb	19 at Kentucky, 3/1/15
Off Reb	6, 2x, last vs. Duke, 12/6/15
Def Reb	14 at Kentucky, 3/1/15
Blk	6, 2x, last vs. UNCG, 11/15/15
Stl	3, 4x, last vs. Central Michigan, 12/20/14
Asst	4 vs. CSUB, 11/28/15
Min	33 at Kentucky, 3/1/15

The Last Time...

Individual

Scored 50 Points

South Carolina	51, Jocelyn Penn vs. Stetson, 1/4/03
Opponent	Never

Scored 40 Points

South Carolina	51, Jocelyn Penn vs. Stetson, 1/4/03
Opponent	46, Cornelia Gayden, LSU, 1/14/95

Scored 30 Points

South Carolina	30, Ieasia Walker vs. Clemson, 11/18/10
Opponent	36, Kelsey Mitchell, Ohio State, 11/13/15

Grabbed 20 Rebounds

South Carolina	25, Kelsey Bone vs. Boston University, 12/28/09
Opponent	24, Courtney Paris, Oklahoma, 12/30/07

Grabbed 15 Rebounds

South Carolina	15, Alaina Coates vs. East Carolina, 12/20/15
Opponent	15, Shayla Cooper, Ohio State, 11/13/15

Two Players with 20 or More Points

South Carolina	A'ja Wilson 26/Bianca Cuevas 20 vs. CSU Bakersfield, 11/28/15
Opponent	Kelsey Mitchell 36/Ameryst Alston 23, Ohio State, 11/13/15

Two Players with 10 or More Rebounds

South Carolina	Alaina Coates 15/Sarah Imovbioh 12/A'ja Wilson 10 vs. East Carolina, 12/20/15
Opponent	Shela Boykin 12/Danielle Ballard 12, LSU, 2/12/15

Had 10 Assists

South Carolina	10, Tina Roy vs. Savannah State, 12/14/14
Opponent	11, Marneshia Richard, Mississippi State, 1/21/07

Had Five Steals

South Carolina	5, Tiffany Mitchell at Arkansas, 2/19/15
Opponent	6, Jordin Canada, at UCLA, 11/22/15

Had Five Blocked Shots

South Carolina	10, Alaina Coates vs. Winthrop, 12/13/15
Opponent	5, Breanna Stewart, at UConn, 2/9/15

Had a Double-Double

South Carolina	Alaina Coates (10 pts/15 rebs)/A'ja Wilson (15 pts/10 rebs) vs. East Carolina, 12/20/15
Opponent	Marina Laramie (13 pts/10 rebs) vs. East Carolina, 12/20/15

Two Players had a Double-Double

South Carolina	Alaina Coates (10 pts/15 rebs)/A'ja Wilson (15 pts/10 rebs) vs. East Carolina, 12/20/15
Opponent	Sheila Boykin (12 pts/12 rebs)/Danielle Ballard (16 pts/12 rebs), LSU, 2/12/15

Three Players had a Double-Double

South Carolina	Ashley Bruner (16 pts/12 rebs)/Aleighsa Welch (16 pts/ 11 rebs)/Elem Ibiam (12 pts/10 rebs) vs. Kansas, 3/25/13
Opponent	Merlakia Jones (26 pts/10 rebs)/Takilya Davis (19 pts/13 rebs)/DeLisha Milton (14 pts/15 rebs), at Florida, 2/20/94

Had a Triple-Double

South Carolina	Alaina Coates (29 pts/16 rebs/10 blks) vs. Winthrop, 12/13/15
Opponent	Never

Team

Scored 100 Points

South Carolina	102 at Alabama, 1/8/15
Opponent	103, Clemson, 11/21/03

Won by 30 or More Points

South Carolina	88-57 (31) vs. East Carolina, 12/20/15
Opponent	66-34 (32), Georgia, 3/4/11

Shot 65% or Better from the Field

South Carolina	.652 (45-69) vs. East Tennessee State, 12/19/00
Opponent	Never

Shot 60% or Better from the Field

South Carolina	.612 (30-49) vs. Florida State, 3/29/15
Opponent	.604 (29-48), Vanderbilt, 1/18/01

Shot 50% or Better from the Field

South Carolina	.548 (34-62) vs. Winthrop, 12/13/15
Opponent	.554 (31-56), at UConn, 2/9/15

No Players in Double-Figure Points

South Carolina	at Auburn, 1/19/12
Opponent	at Georgia, 2/5/15

Five Players in Double-Figure Points

South Carolina	vs. East Carolina, 12/20/15
Opponent	Arkansas, 2/14/10

More Than Five Players in Double-Figure Points

South Carolina	6 vs. Syracuse, 3/22/15
Opponent	6 at Georgia, 2/13/03

Faced AP Top-25 Opponent

Win	66-55 vs. No. 14 Duke, 12/6/15
Loss	56-67 at No. 13 Kentucky, 3/1/15

Faced AP Top-10 Opponent

Win	88-80 vs. No. 6 Ohio State, 11/13/15
Loss	87-62 at No. 2 UConn, 2/9/15

Faced AP Top-5 Opponent

Win	62-46 vs. No. 5 Tennessee, 3/8/15
Loss	87-62 at No. 2 UConn, 2/9/15

Faced AP No. 1 Team

Win	Never
Loss	49-53 vs. No. 1 Stanford, 12/19/12

Overtime Game

Win	58-55 vs. Drexel, 11/28/12
Loss	65-57 at Texas A&M, 1/16/14

Double-Overtime Game

Win	92-91 at Florida State, 2/4/91
Loss	92-94 at Clemson, 11/19/09

South Carolina Was Ranked (AP Poll)

No. 1	2/9/15
Top 10	No. 2, 12/28/15
Top 25	No. 2, 12/28/15

Staley Era Team Records

Italics indicates set in 2015-16

Scoring

Most	Points
1. vs. Savannah State, 12/14/14	111
2. at Alabama, 1/8/15	102
3. vs. Clemson, 11/20/14	99
vs. Ole Miss, 1/30/14	99
vs. Charleston Southern, 11/8/13	99

Fewest	Points
1. at Stanford, 11/26/10	32
2. vs. Georgia, 3/4/11	34
3. vs. Mississippi State, 3/5/09	39
4. at Georgia, 1/13/13	40
5. at Mississippi State, 2/26/09	41

Fewest Allowed	Points
1. vs. South Carolina State, 12/14/11	21
2. vs. Presbyterian, 11/27/11	24
3. vs. NC Central, 12/1/14	26
vs. SC State, 12/22/13	26
5. vs. NC Central, 12/2/13	27

Most Allowed	Points
1. at Clemson, 11/19/09	94
2. vs. North Carolina, 12/20/09	93
3. at Connecticut, 2/9/15	87
4. vs. Xavier, 11/12/10	84
5. at Tennessee, 2/17/11	82
at Florida, 2/22/09	82

Margin of Outcome

Victory	Score	Margin
1. vs. Charleston Southern, 11/8/13	99-29	+70
2. vs. NC Central, 12/1/14	90-26	+64
3. vs. Savannah State, 12/14/14	111-49	+62
4. vs. Clemson, 11/20/14	99-41	+58
5. vs. NC Central	79-27	+52

Defeat	Score	Margin
1. at Stanford, 11/26/10	32-70	-38
2. vs. Georgia, 3/4/11	34-66	-32
3. vs. Stanford, 12/19/08	47-78	-31
4. at Penn State, 11/21/10	48-78	-30
5. vs. Connecticut, 12/28/08	48-77	-29

Field Goals

Made	FGM
1. vs. Charleston Southern, 11/8/13	39
2. vs. Savannah State, 12/14/14	38
vs. Clemson, 11/20/14	38
4. at Alabama, 1/8/15	37
vs. Central Michigan, 12/20/14	37

Attempts	FGA
1. vs. Penn State, 11/20/11	76
2. at Clemson, 11/19/09	74
3. vs. Tennessee, 1/20/11	73
4. vs. Central Michigan, 12/20/14	72
vs. Clemson, 11/20/14	72
vs. Kansas, 3/25/13	72

Highest Percentage (Min. 40 FGA)	FGM-A	Pct
1. vs. Savannah State, 3/20/15	34-53	.642
2. at Alabama, 1/8/15	37-58	.638
3. vs. Florida State, 3/29/15	30-49	.612
4. vs. Charleston Southern, 11/8/13	39-64	.609
5. vs. Ole Miss, 1/30/14	31-51	.608

Lowest Percentage (Min. 40 FGA)	FGM-A	Pct
1. at Stanford, 11/26/10	12-55	.218
2. vs. Georgia, 3/4/11	12-52	.231
3. at Florida, 1/20/13	15-64	.234
4. at Kentucky, 2/5/09	13-55	.236
5. at Georgia, 1/2/11	13-54	.241

Lowest Percentage Allowed	FGM-A	Pct
1. vs. South Carolina State, 12/14/11	6-48	.125
2. vs. NC Central, 12/2/13	8-50	.160
3. vs. Charleston Southern, 11/8/13	10-54	.185
4. vs. Arkansas, 3/6/15	11-57	.193
vs. Hampton, 11/22/12	11-57	.193

Highest Percentage Allowed	FGM-A	Pct
1. vs. Connecticut, 12/28/08	35-62	.565
vs. Florida, 1/9/11	26-46	.565
3. vs. Xavier, 11/12/10	34-61	.557
4. at Connecticut, 2/9/15	31-56	.554
5. at Kentucky, 1/13/11	30-55	.545

3-Point Field Goals

Made	3FGM
1. at Alabama, 1/8/15	11
2. vs. Winthrop, 12/13/15	9
at Hampton, 12/17/14	9
vs. Syracuse, 11/28/14	9
vs. San Diego State, 11/23/14	9
Seven other times	9

Attempts	3FGA
1. vs. Penn State, 11/20/11	29
2. vs. College of Charleston, 11/14/13	28
vs. North Carolina, 12/19/10	28
4. vs. Syracuse, 11/28/14	26
5. at Clemson, 11/18/15	25
vs. Savannah State, 11/15/12	25
at Ole Miss, 1/16/11	25

Percentage (Min. 5 3FGA)	3FGM-A	Pct
1. vs. Oregon State, 3/25/14	4-6	.667
vs. Ole Miss, 1/30/14	4-6	.667
vs. Savannah State, 12/28/13	4-6	.667
vs. Western Carolina, 12/29/12	6-9	.667
at Alabama, 1/10/10	8-12	.667
vs. Charlotte, 12/21/08	8-12	.667

Free Throws

Made	FTM
1. vs. Savannah State, 12/14/14	34
vs. Oregon State, 3/25/14	34
3. vs. Ole Miss, 1/30/14	32
at Mississippi State, 1/6/13	32
5. vs. Georgia, 2/27/14	30
vs. Savannah State, 12/28/13	30
vs. Seton Hall, 11/17/13	30

Attempts	FTA
1. at Mississippi State, 1/6/13	50
2. vs. Savannah State, 12/28/13	48
3. vs. Savannah State, 12/14/14	47
4. vs. Missouri, 2/2/14	46
5. vs. Seton Hall, 11/17/13	44
vs. SC State, 12/21/12	44

Percentage (Min. 10 FTA)	FTM-A	Pct
1. vs. Alabama, 1/19/14	10-11	.909
2. vs. Auburn, 1/2/09	23-26	.885
3. at UCLA, 11/22/15	14-16	.875
vs. San Diego State, 11/28/09	14-16	.875
5. at Mississippi State, 2/6/14	20-23	.870

Rebounding

Total	Rebs
1. vs. College of Charleston, 11/14/13	62
2. at Florida, 1/20/13	59
3. vs. Hampton, 11/22/12	57
4. vs. Savannah State, 12/14/14	56
5. vs. Kentucky, 1/11/15	55

Margin	Rebs	Margin
1. vs. Savannah State, 12/14/14	56-21	+35
2. vs. Hampton, 12/16/15	52-19	+33
3. at Alabama, 2/7/13	53-24	+29
4. vs. Hampton, 12/17/14	48-21	+27
5. vs. SC State, 12/22/13	47-21	+26
vs. Florida Gulf Coast, 11/23/12	46-20	+26

Assists

Game	Assists
1. vs. NC Central, 12/1/14	26
2. vs. Winthrop, 12/13/15	25
vs. UNCG, 11/15/15	25
vs. San Diego State, 11/23/14	25
vs. Clemson, 11/20/14	25
vs. Alabama, 1/19/14	25
vs. Charleston Southern, 11/8/13	25

Steals

Game	Steals
1. vs. NC Central, 12/1/14	21
vs. Furman, 12/11/11	21
3. vs. San Diego State, 11/23/14	18
4. vs. Charleston Southern, 11/8/13	17
5. vs. NC State, 12/12/10	16
vs. USC Upstate, 12/16/08	16

Blocked Shots

Game	Blocks
1. vs. Winthrop, 12/13/15	16
2. vs. Arkansas, 3/6/15	15
3. at Mississippi State, 2/6/14	14
vs. Kentucky, 1/9/14	14
5. at Kentucky, 3/1/15	12
vs. Charleston Southern, 11/14/13	12

Turnovers

Fewest	TOs
1. at Tennessee, 2/2/12	4
2. vs. CSU Bakersfield, 11/28/15	5
at Clemson, 11/18/15	5
vs. Tennessee, 2/23/15	5
vs. Syracuse, 11/28/14	5
at Missouri, 2/28/13	5
vs. Georgia, 3/2/12	5
vs. Ole Miss, 3/3/11	5

Most	TOs
1. at Wake Forest, 12/3/08	32
2. vs. Hampton, 11/22/12	29
vs. Kentucky, 1/15/12	29
4. at Kentucky, 1/13/11	28
5. vs. Jacksonville, 12/30/08	26

Dawn Staley

Head Coach
8th Season at South Carolina
Virginia, 1992



When three-time Olympic gold medalist Dawn Staley took the reins of the University of South Carolina women's basketball program on May 10, 2008, the Gamecocks' stature immediately rose not just in the Southeastern Conference but on the national stage as well. Building on a foundation of hard work, defensive effort and a "team first" mentality, South Carolina began to realize those expectations in 2011-12, and the program has continued to thrive. The Gamecocks boast four straight 25-win seasons, which include two SEC regular-season championships (2014, 2015), an SEC Tournament title (2015), an NCAA Final Four appearance (2015) and two other Sweet 16 seasons (2012, 2014), the program's first ever No. 1 national ranking and a school-record 34 wins in 2014-15. Staley's success has united every demographic in the state of South Carolina as the Gamecocks' fan based has tripled over the last three seasons, leading the nation in home attendance in 2014-15 at 12,293 fans per game and pacing the country in attendance increase in 2013-14 and 2014-15.

While her coaching career is blossoming, Staley is still recognized for her body of work as a one of the most decorated participants in United States women's basketball history. The Naismith Memorial Basketball Hall of Fame solidified her legacy with her enshrinement into the Hall as part of the Class of 2013. The Phoenix Club of Philadelphia established the Dawn Staley Award recognizing the nation's top guard in women's Division I basketball in 2013 as well. Staley was inducted into the Women's Basketball Hall of Fame as part of the Class of 2012 and was one of the final nominees for induction to the U.S. Olympic Hall of Fame the same year. In the summer of 2011, the WNBA recognized her as one of the league's "Top 15," honoring the most influential players in the league's history.

In her 16th season as a head coach, Staley has led her teams to six 25-win seasons, a total of 12 postseason appearances (two WNIT) and 34 weeks in the Associated Press top 10, including 12 in the No. 1 spot.

At the helm of the Gamecocks over the last seven seasons, Staley has been named National Coach of the Year (2014, Basketball Times), a Naismith National Coach of the Year Finalist (2014, 2015), SEC Coach of the Year (2014, Coaches and AP; 2015, Coaches) and BCA Female Coach of the Year (2012). She has coached two All-Americans, 16 All-SEC selections, six SEC All-Freshman team selections, two SEC Player of the Year choices, an SEC Sixth Player of the Year, an SEC Defensive Player of the Year and three SEC Freshman of the Year winners. South Carolina has turned in historic seasons each of the last four, especially standing out among the program's 24 seasons in the SEC, posting 25 wins in 2011-12 and 2012-13, 29 wins in 2013-14 and a school-record 34 victories in 2014-15. The Gamecocks have won more SEC games than the season before in each of Staley's last six seasons, and her 67 SEC victories are more than any other Gamecock coach, accounting for 51.1 percent of the program's total 131 league wins. She has helped the Gamecocks to four of the program's five top-four finishes in the SEC, including the first regular-season championship in 2013-14 and a share of the same title in 2014-15. Her 113 overall wins in the last four seasons mark the most successful four-year stretch in program history. Off the court, Staley's Gamecocks have been active in the community and thriving in the classroom. Every student-athlete who completed her eligibility under Staley at South Carolina has graduated or is on track to graduate, and the team GPA has been over 3.0 for the last six semesters. During the historic 2014-15 season, eight Gamecocks posted at least a 3.0 GPA for the year.

Year-by-Year Coaching Record

Year	School	Record	Conf. Rec.	Conf. Finish	Postseason
2000-01	Temple	19-11	11-5	2nd East	WNIT
2001-02	Temple	20-11	12-4	2nd East	A-10 Tourn. Champ./NCAA 1st Round
2002-03	Temple	14-15	9-7	2nd East	
2003-04	Temple	21-10	14-2	1st East	A-10 Tourn. Champ./NCAA 1st Round
2004-05	Temple	28-4	16-0	1st East*	A-10 Tourn. Champ./NCAA 2nd Round
2005-06	Temple	24-8	12-4	3rd	A-10 Tourn. Champ./NCAA 1st Round
2006-07	Temple	25-8	13-1	2nd	NCAA 2nd Round
2007-08	Temple	21-13	12-2	T-1st	NCAA 1st Round
2008-09	South Carolina	10-18	2-12	11th	
2009-10	South Carolina	14-15	7-9	T-7th	
2010-11	South Carolina	18-15	8-8	T-5th	WNIT 2nd Round
2011-12	South Carolina	25-10	10-6	T-4th	NCAA Sweet 16
2012-13	South Carolina	25-8	11-5	T-4th	NCAA 2nd Round
2013-14	South Carolina	29-5	14-2	1st	NCAA Sweet 16
2014-15	South Carolina	34-3	15-1	T-1st	SEC Tourn. Champ./NCAA Final Four
2015-16	South Carolina	12-0	—		
Career	16th season	339-154	166-68		
At SC	8th season	167-74	67-43		

Coaching Highlights

College

- 10 NCAA Tournament Appearances (4 at South Carolina)
- 10 20-Win Seasons (4 at South Carolina)
- 3 Regular-Season Conference Titles (SEC 2014, 2015; A-10 2008)
- 5 Conference Tournament Titles (SEC 2015; A-10 2002, 2004, 2005, 2006)
- 2-time Naismith National Coach of the Year Finalist (2014, 2015)
- Basketball Times National Coach of the Year (2014)
- 3-time WBCA Region Coach of the Year (Region 3 2014, 2015; Region 1 2005)
- Four-time Conference Coach of the Year (SEC 2014, 2015; A-10 2004, 2005)

USA Basketball

- Senior National Team Asst. Coach (2006-08, 2014-16) – FIBA World Championship gold medal (2014), Beijing Olympics gold medal (2008), FIBA Americas Championship gold medal (2007), FIBA World Championship bronze medal (2006)
- U19 National Team Head Coach – FIBA U19 World Championship gold medal (2015)
 - > 2015 USA Basketball co-National Coach of the Year
- U18 National Team Head Coach – FIBA U18 Americas Championship gold medal (2014)
- Pan Am Games Head Coach – Gold medal (2007)

Playing Highlights

U.S. Professional – 11 seasons

- Five-time WNBA All-Star (2001-03, 2005-06)
- Two-time ABL All-Star (1997, 1998)
- WNBA All-Decade Team

USA Basketball

- Olympic gold medalist (1996, 2000, 2004)
- Flag bearer for U.S. in Olympic Games Opening Ceremony (2004)
- Two-time USA Basketball Female Athlete of the Year (1994, 2004)

College – Virginia (1989-92)

- Kodak All-America (1990, 1991, 1992)
- Honda-Broderick Cup Award for Collegiate Female Athlete of the Year (1991)
- Two-time ACC Player of the Year (1991, 1992)
- NCAA Tournament MOP (1991)

Other Notables

- Naismith Memorial Basketball Hall of Fame, Class of 2013
- Women's Basketball Hall of Fame, Class of 2012



DONIYAH CLINEY

6-0 • R-Fr. • G • Newark, N.J. • Shabazz



2015-16

- Was having great preseason before surgery on her right hand in early November
- Had cast removed on Dec. 17 and will rehab for several weeks

Prior to South Carolina

- Received an initial eligibility waiver from the NCAA, allowing her to enroll in school but not compete in 2014-15
- After focusing on academics in the fall, began practicing with the team in the spring
- Ranked 13th in the nation among 2014 guards by *ProspectNation.com*
- Scored over 1,000 points in her career
- Named honorable mention all-state
- Averaged 13.4 points, 3.3 assists and 5.2 rebounds, shooting 48 percent from the field, including 39 percent from 3-point range as a senior (2013-14)
- Helped team to state titles her junior (2012-13) and senior (2013-14) seasons
- Played four seasons for Coach Vanessa Watson's Bulldogs

Miscellaneous

	Season	Career
Double-Double	0	0
20+ Points	0	0
10+ Points	0	0
10+ Rebounds	0	0
5+ Assists	0	0
Tim-High Points	0	0
Tim-High Rebs.	0	0

Career Highs

Pts
Rebs.....
Blks
Stls
Assts
Min.....
FG
FT

#41

ALAINA COATES

6-4 • Jr. • C • Irmo, S.C. • Dutch Fork



Career Highlights

Naismith Early Season Watch List (2015-16)	2015 Naismith Trophy Top 50 Watch List
Wooden Award Watch List (2015-16)	2014 SEC Co-6th Player of the Year (Coaches)
Preseason All-SEC First Team (Coaches, Media)	2014 SEC Freshman of the Year (Coaches, AP)
2015 SEC All-Defensive Team	2014 Freshman All-America First Team (Full Court)
All-SEC 2nd Team (Coaches - 2014, 2015; AP - 2015)	2014 SEC All-Freshman Team
2015 NCAA Greensboro Region MOP	5-time SEC Freshman of the Week (2013-14)
2015 SEC All-Tournament Team	

2015-16

- Early-season accolades include spots on the Wooden Award Watch List and Naismith Early Season Watch List, preseason All-SEC First Team honors from the league's coaches and media and being ranked No. 12 player in the nation by espnW
- Leads the SEC and is third in the nation in field goal percentage
- Ranks second in SEC in blocks (2.1/game) and third in rebounding
- Holds third place in school history with 151 career blocks, just 26 away from the school record
- Has tallied five double-doubles on the season, including one triple-double (one of three in the SEC and 10 in the nation this season)
- Led team in rebounds six times – at Clemson, at UCLA, Winthrop, Hampton, vs. East Carolina, Elon
- Averaging 18.6 points and 11.6 rebounds over her last five games, shooting 75.5 percent
- Converted all six of her free throw attempts against Elon (Dec. 22), finishing in double figures for the fifth-straight game
- Posted third-straight double-double against East Carolina (Dec. 20), grabbing 10 of her 15 rebounds in just 11 minutes of second-half action
- Recorded double-double against Hampton (Dec. 16) with 10 of 22 points coming during a 12-4 second-half run
- Played an historic career game against Winthrop (Dec. 13), recording South Carolina's first triple-double since Dec. 20, 2006, and the first ever with blocked shots as she swatted away a school-record 10 to go with her career-high 29 points and 16 rebounds
- Connected on 7-of-9 field goals against #14/13 Duke (Dec. 6) and tallied six crucial points down the stretch to help South Carolina pull away
- Scored the game-tying putback with 56 seconds left against #16/18 Arizona State (Nov. 27)
- Double-double at UCLA (Nov. 22) kept Gamecocks within reach and picked up key steal during 8-2 run over final 90 seconds to secure the win
- Dominated the glass late against #6/10 Ohio State (Nov. 13), especially in 10-2 run over final 2:35 that decided the game, and finished the contest with her 24th career double-double (17 points, 13 rebounds)

2015-16 Game-by-Game

Opponent	Date	GS	MIN	FG-A	3FG-A	FT-A	Reb	A	TO	B	S	TP
Ohio State	11/13		28	6-9	0-0	5-10	4-9-13	0	3	3	1	17
UNCG	11/15	*	13	6-7	0-0	0-3	2-5-7	0	0	0	3	12
at Clemson	11/18	*	22	4-7	0-0	2-4	5-1-6	1	2	2	1	10
at UCLA	11/22	*	32	6-7	0-0	0-0	4-8-12	0	1	0	2	12
vs. Arizona State	11/27	*	23	3-6	0-0	0-1	3-4-7	1	2	1	1	6
vs. CSUB	11/28	*	22	3-10	0-0	0-2	1-3-4	0	1	0	0	6
vs. Hawaii	11/29	*	20	1-3	0-0	1-2	0-1-1	0	2	3	0	3
Duke	12/6	*	25	7-9	0-0	2-4	2-5-7	0	1	1	1	16
Winthrop	12/13	*	30	13-15	0-0	3-5	6-10-16	0	1	10	1	29
Hampton	12/16	*	26	8-11	0-0	6-9	2-10-12	2	3	1	0	22
vs. East Carolina	12/20	*	21	4-8	0-0	2-4	4-11-15	0	0	2	0	10
Elon	12/22	*	24	5-6	0-0	6-6	5-3-8	0	4	2	1	16

Miscellaneous

	Season	Career
Triple-Double	1	1
Double-Double	5	27
20+ Points	2	10
10+ Points	9	56
10+ Rebounds	5	30
5+ Blocks	1	4
Tm-High Points	2	14
Tm-High Rebs.	6	40

Career Highs

Pts29 vs. Winthrop, 12/13/15
Rebs17 vs. Kentucky, 1/9/14
Blks10 vs. Winthrop, 12/13/15
Stls3, 3x, last vs. UNCG, 11/15/15
Assts3, 3x, last vs. Savannah St., 3/20/15
Min32 at UCLA, 11/22/15
FG13 vs. Winthrop, 12/13/15
FT11 at San Diego St., 11/23/13

2015-16 Highs

Pts29 vs. Winthrop, 12/13
Rebs16 vs. Winthrop, 12/13
Blks10 vs. Winthrop, 12/13
Stls3 vs. UNCG, 11/15
Assts2 vs. Hampton, 12/16
Min32 at UCLA, 11/22
FG13 vs. Winthrop, 12/13
FT6, 2x, last vs. Elon, 12/22

Career Stats at South Carolina

Year	GP	GS	Min	Avg	FG	FGA	Pct	3FG	FGA	Pct	FT	FTA	Pct	Off	Def	Tot	Avg	PF	FO	A	TO	Blk	Stl	Pts	Avg
2013-14	34	1	668	19.6	148	242	.612	0	0	—	121	185	.654	82	203	285	8.4	83	1	11	57	73	17	417	12.3
2014-15	36	5	760	21.1	141	251	.562	0	0	—	117	168	.696	99	186	285	7.9	62	0	28	50	53	19	399	11.1
2015-16	12	11	286	23.8	66	98	.673	0	0	—	27	50	.540	38	70	108	9.0	28	0	4	20	25	11	159	13.3
Career	82	17	1714	20.9	355	591	.601	0	0	—	266	403	.660	219	459	678	8.3	173	1	43	127	151	47	975	11.9

#0

SHAY
COLLEY

5-8 • Fr. • G • Brampton, Ontario • SECS



Career Highlights

2014 FIBA Americas U18 Championship (Canada), silver medal
 2010 FIBA U17 World Championship (Canada), bronze medal

2015-16

- Has played in 11 games this season
- Led team in assists once – vs. East Carolina
- Matched career-high with four assists against East Carolina (Dec. 20)
- Contributed on both ends of the floor against Winthrop (Dec. 13), boasting career highs in assists (4) and steals (3) in 24 minutes of action
- Shot 50.0 percent from the field (4-of-8) at Rainbow Wahine Showdown
- Scored six straight points in just over a minute midway through third quarter against CSUB (Nov. 28) when Roadrunners had closed within five points
- Good contributions to win at Clemson (Nov. 18), adding three free throws to third-quarter surge that sealed the game
- Was solid in extended minutes against UNCG (Nov. 15)
- Made her career debut against #6/10 Ohio State (Nov. 13)

Prior to South Carolina

- Spent four seasons with the Canadian National Team, competing at various levels from the national team to the U17 World Championship team
- Helped the junior national team to a second-place finish at the 2014 FIBA U18 Americas Championship, during which she averaged a team-high 12.8 points, adding 3.0 assists and 1.2 steals per game, highlighted by a 21-point, four-assists performance against the U.S. in group play
- Participated in the 2013 FIBA U19 World Championships and the 2010 FIBA U17 World Championships, at which Canada claimed bronze as she led the team in assists
- Played five seasons at St. Edmund Campion Secondary School, leading the team to a pair of regional championships (2010, 2011) a silver medal in the 2012 Ontario Federation of School Athletic Associations (OFSAA) championship and a gold at the 2014 OFSAA championship

Miscellaneous

	Season	Career
20+ Points	0	0
10+ Points	0	0
5+ Assists	0	0
Tm-High Points	0	0
Tm-High Assists	1	1

Career Highs

Pts7	vs. UNCG, 11/15/15
Rebs4	vs. Winthrop, 12/13/15
Stls3	vs. Winthrop, 12/13/15
Assts4, 2x,	last vs. East Carolina, 12/20/15
Min24	vs. Winthrop, 12/13/15
FG3, 2x,	last vs. CSU Bakersfield, 11/28/15
FT5	at Clemson, 11/18/15

2015-16 Game-by-Game

Opponent	Date	GS	MIN	FG-A	3FG-A	FT-A	Reb	A	TO	B	S	TP
Ohio State	11/13		6	0-0	0-0	0-0	0-0-0	0	1	0	0	0
UNCG	11/15		16	3-5	1-1	0-0	1-1-2	1	2	0	1	7
at Clemson	11/18		16	0-3	0-1	5-6	2-1-3	2	0	0	1	5
at UCLA	11/22		8	1-5	0-1	0-0	2-0-2	0	2	0	1	2
vs. Arizona State	11/27		10	0-2	0-1	0-0	0-1-1	0	1	0	0	0
vs. CSUB	11/28		13	3-3	0-0	0-0	0-2-2	2	1	0	0	6
vs. Hawaii	11/29		12	1-3	0-1	0-2	1-2-3	0	1	0	1	2
Duke	12/6						— DNP —					
Winthrop	12/13		24	1-4	1-3	0-0	1-3-4	4	2	1	3	3
Hampton	12/16		8	0-0	0-0	0-0	0-2-2	0	3	0	0	0
vs. East Carolina	12/20		16	1-2	1-2	0-0	1-0-1	4	1	0	0	3
Elon	12/22		13	1-4	0-2	0-0	0-0-0	0	2	0	0	2

Career Stats at South Carolina

Year	GP	GS	Min	Avg	FG	FGA	Pct	3FG	FGA	Pct	FT	FTA	Pct	Off	Def	Tot	Avg	PF	FO	A	TO	Blk	Stl	Pts	Avg
2015-16	11	0	142	12.9	11	31	.355	3	12	.250	5	8	.625	8	12	20	1.8	18	0	13	16	1	7	30	2.7

#1

BIANCA CUEVAS

5-6 • So. • G • Bronx, N.Y. • Nazareth Regional



Career Highlights

2015 Rainbow Wahine Showdown All-Tournament McDonald's All-America (2013-14)
New York Class AA co-Player of the Year (2013-14)

2015-16

- Has appeared in every game
- Led team in scoring once – vs. Arizona State
- Handed out team-high assists once – vs. CSUB
- Matched a career high with four rebounds against #14/13 Duke (Dec. 6)
- Named to the Rainbow Wahine Showdown All-Tournament team, finishing second on the team in scoring at the event with 17.0 points per game on 54.1 percent shooting, averaging 3.3 rebounds and swiping seven steals over the three-game event
- Scored in double figures for the third-straight game with 13 at Hawaii (Nov. 29), including nine in the second half to help Gamecocks pull away from a seven-point halftime lead
- Fell one point shy of her career high with 20 against CSU Bakersfield with four of her nine fourth-quarter points coming on back-to-back plays to launch a 14-2 run that put the game out of Roadrunners' reach
- Went on a personal 11-7 second-half run against #16/18 Arizona State (Nov. 27) as part of her team-high tying 18 points
- Gave UNCG (Nov. 15) trouble with her speed en route to 11 points, including 6-of-8 from the free throw line

Miscellaneous

	Season	Career
20+ Points	1	2
10+ Points	5	13
5+ Assists	1	6
Tm-High Points	1	3
Tm-High Assists	1	9

Career Highs

Pts	21 at Ole Miss, 2/1/15
Rebs	4, 6x, last vs. Duke, 12/6/15
Blks	2 vs. NC Central, 12/1/14
Stls	4, 2x, last vs. Savannah State, 12/14/14
Assts	6 vs. CSU Bakersfield, 11/28/15
Min	30 vs. Southern Cal, 11/15/14
FG	8 vs. CSU Bakersfield, 11/28/15
3FG	2, 5x, last vs. CSU Bakersfield, 2/5/15
FT	9 at Ole Miss, 2/1/15

2015-16 Highs

Pts	20 vs. CSU Bakersfield, 11/28
Rebs	4, 3x, last vs. Duke, 12/6
Blks	3, 2x, last vs. East Carolina, 12/20
Stls	3, 2x, last vs. East Carolina, 12/20
Assts	6 vs. CSU Bakersfield, 11/28
Min	29 vs. Hawaii, 11/29
FG	8 vs. CSU Bakersfield, 11/28
3FG	2 vs. CSU Bakersfield, 11/15
FT	6 vs. UNCG, 11/15

2015-16 Game-by-Game

Opponent	Date	GS	MIN	FG-A	3FG-A	FT-A	Reb	A	TO	B	S	TP
Ohio State	11/13	8	1-5	0-1	3-4	0-0-0	1	1	0	0	5	
UNCG	11/15	19	2-4	1-3	6-8	0-2-2	1	3	0	2	11	
at Clemson	11/18	17	2-7	0-3	0-0	0-1-1	2	0	0	2	4	
at UCLA	11/22	13	2-4	0-0	3-3	0-2-2	2	2	0	0	7	
vs. Arizona State	11/27	18	7-13	0-2	4-7	0-2-2	0	2	0	2	18	
vs. CSUB	11/28	26	8-12	2-5	2-2	1-3-4	6	2	0	3	20	
vs. Hawaii	11/29	29	5-12	1-3	2-4	1-3-4	0	2	0	2	13	
Duke	12/6	13	1-4	0-1	0-2	0-4-4	2	1	0	0	2	
Winthrop	12/13	22	4-11	1-2	4-4	0-2-2	1	2	0	1	13	
Hampton	12/16	17	2-6	1-3	1-1	0-1-1	1	2	0	0	6	
vs. East Carolina	12/20	17	1-7	0-3	2-2	0-1-1	1	0	0	3	4	
Elon	12/22	15	1-4	0-3	0-0	0-1-1	2	3	0	0	2	

Career Stats at South Carolina

Year	GP	GS	Min	Avg	FG	FGA	Pct	3FG	FGA	Pct	FT	FTA	Pct	Off	Def	Tot	Avg	PF	FO	A	TO	Blk	Stl	Pts	Avg
2014-15	37	0	536	14.5	74	200	.370	16	72	.222	45	58	.776	13	35	48	1.3	44	1	64	60	5	42	209	5.6
2015-16	12	0	214	17.8	36	89	.404	6	29	.207	27	37	.730	2	22	24	2.0	13	0	19	20	0	15	105	8.8
Career	49	0	750	15.3	110	289	.381	22	101	.219	72	95	.758	15	57	72	1.5	57	1	83	80	5	57	314	6.4

#31

ASIA DOZIER

6-0 • Sr. • G/F • Columbia, S.C. • Spring Valley



Career Highlights

Three-time SEC Academic Honor Roll

2015-16

- Team captain
- Has played in every game with three starts
- Has recorded at least five assists two times
- Handed out team-high assists three times – UNCG, Duke, Hampton
- Shooting 60.0 percent (12-of-20) from the floor to average 8.0 points over her last four games
- Reached double figures for the first time this season against East Carolina (Dec. 20), scoring five of her 10 points in the first quarter
- Returned to starting lineup against Hampton (Dec. 16), matching a career high with two steals in the opening 10 minutes
- Connected on a game-high three 3-pointers on the way to a season-best nine points against Winthrop (Dec. 13)
- Was solid, steady force on defense against #14/13 Duke (Dec. 6)
- Started the second half at Clemson (Nov. 18) and hit back-to-back 3s as part of 19-5 run that broke open the game
- Tied career high with six assists against UNCG (Nov. 15)
- Started the second half against #6/10 Ohio State (Nov. 13), providing calming influence after Gamecocks trailed at the break

Miscellaneous

	Season	Career
10+ Points	1	14
10+ Rebounds	0	1
5+ Assists	2	10
Tm-High Points	0	2
Tm-High Assists	3	16

Career Highs

Pts	16, 2x, at San Diego State, 11/23/13
Rebs	10 vs. Elon, 11/9/12
Blks	3 at Kentucky, 3/1/15
Stls	2, 9x, last vs. Hampton, 12/16/15
Assts	6, 3x, last vs. UNCG, 11/15/15
Min	40 at Arkansas, 1/2/14
FG	6, 2x, last at Alabama, 1/8/15
3FG	4, 2x, last vs. Syracuse, 3/22/15
FT	4, 3x, last vs. Florida State, 3/29/15

2015-16 Highs

Pts	10 vs. East Carolina, 12/20
Rebs	2, 4x, last vs. Hampton, 12/16
Blks	
Stls	2 vs. Hampton, 12/16
Assts	6 vs. UNCG, 11/15
Min	26 vs. UNCG, 11/15
FG	4 vs. East Carolina, 12/20
3FG	3 vs. Winthrop, 12/13
FT	3 vs. Hawaii, 11/29

2015-16 Game-by-Game

Opponent	Date	GS	MIN	FG-A	3FG-A	FT-A	Reb	A	TO	B	S	TP
Ohio State	11/13	12	1-2	0-0	2-2	0-0-0	1	2	0	0	0	4
UNCG	11/15	26	1-4	1-4	0-0	0-2-2	6	0	0	0	0	3
at Clemson	11/18	21	3-9	2-7	0-0	0-1-1	0	1	0	0	0	8
at UCLA	11/22	3	0-1	0-1	0-0	0-0-0	0	1	0	0	0	0
vs. Arizona State	11/27	5	0-0	0-0	0-0	0-1-1	0	1	0	1	1	2
vs. CSUB	11/28	3	0-1	0-1	0-0	0-0-0	0	0	0	0	0	0
vs. Hawaii	11/29	25	0-2	0-2	3-4	0-0-0	3	1	0	1	3	3
Duke	12/6	20	0-2	0-1	0-0	0-2-2	3	1	0	0	0	0
Winthrop	12/13	18	3-4	3-4	0-0	0-2-2	3	2	0	1	9	9
Hampton	12/16	*	22	2-6	0-2	2-2	1-1-2	5	1	0	2	6
vs. East Carolina	12/20	*	19	4-5	2-2	0-0	0-1-1	0	1	0	0	10
Elon	12/22	*	22	3-5	1-3	0-0	1-0-1	3	1	0	0	7

Career Stats at South Carolina

Year	GP	GS	Min	Avg	FG	FGA	Pct	3FG	FGA	Pct	FT	FTA	Pct	Off	Def	Tot	Avg	PF	FO	A	TO	Blk	Stl	Pts	Avg
2012-13	31	0	398	12.8	28	134	.209	16	91	.176	11	24	.458	19	42	61	2.0	35	1	25	20	4	8	83	2.7
2013-14	34	32	911	26.8	72	211	.341	33	103	.320	28	44	.636	18	77	95	2.8	63	0	92	68	7	21	205	6.0
2014-15	37	30	615	16.6	55	133	.414	29	87	.333	10	13	.769	2	36	38	1.0	27	0	67	33	7	20	149	4.0
2015-16	12	3	196	16.3	18	43	.419	9	27	.333	7	8	.875	2	10	12	1.0	7	0	24	12	0	5	52	4.3
Career	114	65	2120	18.6	173	521	.332	87	308	.282	56	89	.629	41	165	206	1.8	132	1	208	133	18	54	489	4.3

- For the second-straight season, senior Asia Dozier has ceded her starting position at the start of the season only to work her way back in. Over the last three games, she averaged 8.3 points on 60.0% shooting (9-of-15), including 62.0% from 3-point range (5-of-8), and 2.7 assists.

#3

KAYDRA DUCKETT

5-8 • So. • G • Columbia, S.C. • Dreher



Career Highlights

2014 S.C. Basketball Coaches Association 3A Player of the Year
2014 WBCA Honorable Mention (HS) All-America

2015-16

- Has appeared in seven games
- Has scored a field goal in four straight games (12/13 through 12/22)
- Scored a career-high three points against Hampton (Dec. 16) after knocking down her first career 3-pointer in the first half
- Posted career bests in minutes (15) and assists (3) against Winthrop (Dec. 13)

Career Highs

Pts3 vs. Hampton, 12/16/15
Rebs.....4 vs. Savannah State, 12/14/14
Blks1, 3x, last vs. UNCG, 11/15/15
Stls.....1, 6x, last vs. Winthrop, 12/13/15
Assts3 vs. Winthrop, 12/13/15
Min.....15 vs. Winthrop, 12/13/15
FG1, 4x, last vs. Elon, 12/22/15
FT.....2 vs. Savannah State, 12/14/14

2015-16 Highs

Pts3 vs. Hampton, 12/16
Rebs.....2, 2x, last vs. Hampton, 12/16
Blks1 vs. UNCG, 11/15
Stls1, 2x, last vs. Winthrop, 12/13
Assts3 vs. Winthrop, 12/13
Min.....15 vs. Winthrop, 12/13
FG1, 3x, last vs. Elon, 12/22
FT.....

2015-16 Game-by-Game

Opponent	Date	GS	MIN	FG-A	3FG-A	FT-A	Reb	A	TO	B	S	TP
Ohio State	11/13		3	0-1	0-0	0-0	0-0-0	0	0	0	0	0
UNCG	11/15		10	0-0	0-0	0-0	0-1-1	0	1	1	1	0
at Clemson	11/18				—	DNP	—					
at UCLA	11/22				—	DNP	—					
vs. Arizona State	11/27				—	DNP	—					
vs. CSUB	11/28				—	DNP	—					
vs. Hawaii	11/29		1	0-0	0-0	0-0	0-0-0	0	0	0	0	0
Duke	12/6				—	DNP	—					
Winthrop	12/13		15	1-4	0-1	0-0	0-2-2	3	0	0	1	2
Hampton	12/16		12	1-2	1-2	0-0	1-1-2	2	0	0	0	3
vs. East Carolina	12/20		5	1-1	0-0	0-0	0-0-0	0	1	0	0	2
vs. Elon	12/22		2	1-1	0-0	0-0	0-1-1	0	0	0	0	2

Career Stats at South Carolina

Year	GP	GS	Min	Avg	FG	FGA	Pct	3FG	FGA	Pct	FT	FTA	Pct	Off	Def	Tot	Avg	PF	FO	A	TO	Blk	Stl	Pts	Avg
2014-15	20	0	52	2.6	1	13	.077	0	1	.000	2	4	.500	4	7	11	0.6	4	0	3	1	2	4	4	0.2
2015-16	7	0	48	6.9	4	9	.444	1	3	.333	0	0	—	1	5	6	0.9	6	0	5	2	1	2	9	1.3
Career	27	0	100	3.7	5	22	.227	1	4	.250	2	4	.500	5	12	17	0.6	10	0	8	3	3	6	13	0.5

#44 INDIA FARMER

6-0 • Jr. • F • N. Myrtle Beach, S.C. • North Myrtle Beach



Career Highlights

Two-time SEC Academic Honor Roll

2015-16

- Has seen time in three contests
- Recorded a pair of blocked shots against UNCG (Nov. 15)

Career Highs

Pts3, 2x, last vs. Alabama, 1/19/14
Rebs..... 3 vs. NC Central, 12/2/13
Blks 2 vs. UNCG, 11/15/15
Stls..... 1 at Florida, 1/19/15
Min..... 11 vs. NC Central, 12/2/13
FG1, 2x, last vs. Alabama, 1/19/14
FT..... 2 at Florida, 1/19/15

2015-16 Highs

Pts
Rebs.....1, 3x, last vs. East Carolina, 12/20
Blks 2 vs. UNCG, 11/15
Stls.....
Assts
Min.....5, 2x, last vs. East Carolina, 12/20
FG
FT.....

2015-16 Game-by-Game

Opponent	Date	GS	MIN	FG-A	3FG-A	FT-A	Reb	A	TO	B	S	TP
Ohio State	11/13					— DNP —						
UNCG	11/15	5	0-1	0-1	0-0	0-1-1	0	0	2	0	0	
at Clemson	11/18					— DNP —						
at UCLA	11/22					— DNP —						
vs. Arizona State	11/27					— DNP —						
vs. CSUB	11/28					— DNP —						
vs. Hawaii	11/29					— DNP —						
Duke	12/6					— DNP —						
Winthrop	12/13	3	0-2	0-1	0-0	1-0-1	0	0	0	0	0	
Hampton						— DNP —						
vs. East Carolina	12/20	5	0-1	0-1	0-0	0-1-1	0	0	0	0	0	
Elon						— DNP —						

Career Stats at South Carolina

Year	GP	GS	Min	Avg	FG	FGA	Pct	3FG	FGA	Pct	FT	FTA	Pct	Off	Def	Tot	Avg	PF	FO	A	TO	Blk	Stl	Pts	Avg
2013-14	18	0	48	2.7	2	7	.286	2	4	.500	0	0	—	2	4	6	0.3	4	0	0	1	1	0	6	0.3
2014-15	16	0	37	2.3	0	4	.000	0	2	.000	4	6	.667	5	3	8	0.5	1	0	0	1	0	1	4	0.3
2015-16	3	0	13	4.3	0	4	.000	0	3	.000	0	0	—	1	2	3	1.0	2	0	0	0	2	0	0	0.0
Career	37	0	98	2.6	2	15	.133	2	9	.222	4	6	.667	8	9	17	0.5	7	0	0	2	3	1	10	0.3

#24

SARAH IMOVBIOH

6-2 • Sr. • F • Abuja, Nigeria • Virginia



Career Highlights

2011 Parade All-America (HS)

2015-16

- Has played in every game, starting three
- Led the team in rebounding twice – UNCG, at Clemson
- Ranks 19th in SEC in rebounding and 15th in offensive rebounds (2.8)
- Grabbed seven of her 12 rebounds against East Carolina (Dec. 20) in the first half
- Great offensive work against Hampton (Dec. 16), finishing with career bests in points (19), field goals (6) and free throws (7) after playing a career-high 24 minutes
- Was second on team in rebounding at Rainbow Wahine Showdown (Nov. 27-29) with 5.7 per game, including 2.3 offensive per outing
- Grabbed six of eight total rebounds against #16/18 Arizona State (Nov. 27) in the first half, including all three offensive boards to help Gamecocks stay within one possession at halftime
- Started the second half at Clemson (Nov. 18), providing great energy on the glass and adding four points to the game-changing 19-5 third-quarter surge
- Posted first double-double of Gamecock career with 14 points and team-high 11 boards against UNCG (Nov. 15)
- Had great fourth quarter against #6/10 Ohio State, scoring the six of the first eight points in the period, including to putbacks, to hold off the charging Buckeyes

Prior to South Carolina

- Played three seasons at Virginia (2013-15), ranking among the ACC's top 15 in rebounding and top 10 in field goal percentage each season
- Closed out her Cavalier experience ranking 19th in the nation with an ACC-best 10.8 rebounds per game (2014-15) while shooting 58.4 percent from the field to rank third in the league
- Was among the ACC's top 25 scorers as a junior (2014-15), netting 12.6 points per game to average a double-double for the season
- Posted 13 double-doubles in 2014-15 to finish her career with 27 to rank ninth in program history
- Became the 30th member of the Cavalier's 1,000-point club and is ninth all-time in career rebounding (793)
- Ranked eighth in the ACC in field goal percentage as a sophomore (2013-14), hitting 54.5 percent from the field, after leading the league with a .591 percentage as a freshman
- Ranked the No. 15 post player in the 2011 class by ESPN Hoopgurlz
- Named a 2011 *Parade* All-American after averaging 29.0 points and 22.6 rebounds her senior season
- Led St. Anne's-Belfield to the VIS Division II state championship game

2015-16 Game-by-Game

Opponent	Date	GS	MIN	FG-A	3FG-A	FT-A	Reb	A	TO	B	S	TP
Ohio State	11/13	*	16	4-5	0-0	0-2	3-7-10	0	1	0	0	8
UNCG	11/15		21	5-7	0-0	4-6	5-6-11	0	0	0	2	14
at Clemson	11/18		19	3-4	0-0	3-8	4-2-6	0	0	0	2	9
at UCLA	11/22		8	0-0	0-0	0-0	3-1-4	0	0	0	1	0
vs. Arizona State	11/27		16	0-1	0-0	1-2	3-5-8	0	2	0	0	1
vs. CSUB	11/28		15	3-5	0-0	0-5	3-2-5	0	0	0	0	6
vs. Hawaii	11/29		13	1-2	0-0	1-1	1-3-4	0	1	0	0	3
Duke	12/6		3	0-0	0-0	0-0	0-0-0	0	1	0	0	0
Winthrop	12/13	*	22	3-3	0-0	1-1	1-3-4	1	1	1	0	7
Hampton	12/16	*	24	6-8	0-0	7-9	5-2-7	0	0	0	0	19
vs. East Carolina	12/20		18	1-5	0-0	2-3	4-8-12	2	0	0	0	4
Elon	12/22		16	1-2	0-0	0-0	2-1-3	0	1	0	1	2

Career Stats at South Carolina

Year	GP	GS	Min	Avg	FG	FGA	Pct	3FG	FGA	Pct	FT	FTA	Pct	Off	Def	Tot	Avg	PF	FO	A	TO	Blk	Stl	Pts	Avg
2015-16	12	3	191	15.9	27	42	.643	0	0	—	19	37	.514	34	40	74	6.2	15	0	3	7	1	6	73	6.1

Miscellaneous

	Season	Career
Double-Double	1	1
10+ Points	2	2
10+ Rebounds	3	3
Tm-High Points	0	0
Tm-High Rebs.	2	2

Career Highs

Pts19 vs. Hampton, 12/16/15
Rebs12 vs. East Carolina, 12/20/15
Blks1 vs. Winthrop, 12/13/15
Stls2, 2x, last at Clemson, 11/18/15
Assts2 vs. East Carolina, 12/20/15
Min24 vs. Hampton, 12/16/15
FG6 vs. Hampton, 12/16/15
FT7 vs. Hampton, 12/16/15

#25 TIFFANY MITCHELL

5-9 • Sr. • G • Charlotte, N.C. • Providence Day



Career Highlights

Naismith Early Season Watch List (2015-16)	2015 Wade Watch List
USBWA Ann Meyers Drysdale Award Watch List (2015-16)	2015 Capital One Academic All-District 4
Wooden Award Watch List (2015-16)	2015 NCAA Greensboro Region All-Tournament Team
Preseason All-America (AP, Lindy's, Athlon, SI, ESPN)	No. 4 Player in the Nation, espnW (2015-16)
Preseason SEC Player of the Year (Coaches, Media)	2015 Preseason All-America (AP, SI, ESPN)
Preseason All-SEC First Team (Coaches, Media)	2015 FIBA 3x3 World Championship Gold Medal (USA)
Two-time SEC Player of the Year (Coaches – 2014, 2015; AP – 2015)	2014 WBCA All-America
Two-time All-SEC First Team (Coaches – 2014, 2015; AP – 2014, 2015)	2014 All-America Third Team (AP, Full Court)
2015 All-America First Team (ESPN, AP, USBWA)	2014 Wooden Award Final Ballot, Wade Trophy Watch List, Dawn Staley Award Watch List
2015 Dawn Staley Award Finalist	2014 WBCA All-Region 3
2015 Naismith Finalist	2014 SEC All-Defensive Team
2015 Wooden Award All-America Team/Finalist	2013 SEC All-Freshman Team

2015-16

- Selected team captain for second-straight season
- Ranks 12th in the SEC in scoring, fourth in free throw percentage and 12th in 3-pointers made per game
- Has been team's top scorer four times – at Clemson, at UCLA, vs. East Carolina, Elon
- Handed out team-high assists once – Ohio State
- Last four games – 16.3 ppg, .465 field goal percentage, .476 3-point field goal percentage
- Has made three 3-pointers in three of the last four games
- Had most efficient scoring game of the season vs. East Carolina (Dec. 20), hitting 5-of-9 from the field and 7-of-8 from the free throw line on her way to a game-high 18 points
- Sparked South Carolina's offense in the second half against Hampton (Dec. 16), tallying nine points over the first four minutes of the half and finishing 4-of-4 from the field in the final 20 minutes
- Sank free throws that started a 15-5 run over the final 5:03 to overcome one-point deficit to #14/13 Duke (Dec. 6)
- Scored 10 of her 14 points at Hawaii (Nov. 28) in the first half on 4-of-7 shooting (.571), including the first five points of the second quarter
- Netted four of her 17 points at UCLA (Nov. 22) during 10-4 run over final 4:05 to deliver the win
- Looked sharp in win at Clemson (Nov. 18), shooting 50.0 percent from the field with a team-high 18 points, including four 3-pointers, and swiped four steals for second time in three games
- Scored 10 points in the first half against #6/10 Ohio State (Nov. 13)

2015-16 Game-by-Game

Opponent	Date	GS	MIN	FG-A	3FG-A	FT-A	Reb	A	TO	B	S	TP
Ohio State	11/13	*	32	6-12	2-4	1-2	1-2-3	3	8	1	4	15
UNCG	11/15	*	23	3-11	2-7	2-2	0-2-2	5	1	0	2	10
at Clemson	11/18	*	25	6-12	4-7	2-4	3-2-5	0	1	0	4	18
at UCLA	11/22	*	34	5-12	1-5	6-6	2-3-5	2	6	0	1	17
vs. Arizona State	11/27	*	36	2-7	0-3	2-2	0-1-1	1	2	0	2	6
vs. CSUB	11/28	*	32	3-9	0-2	7-8	0-1-1	1	1	0	0	13
vs. Hawaii	11/29	*	29	5-10	2-5	2-2	1-1-2	2	3	0	0	14
Duke	12/6	*	35	3-13	1-5	5-6	2-2-4	2	3	1	0	12
Winthrop	12/13	*	22	4-8	3-6	1-2	1-4-5	3	4	0	1	12
Hampton	12/16	*	29	4-11	3-6	6-8	4-2-6	2	0	0	1	17
vs. East Carolina	12/20	*	24	5-9	1-3	7-8	0-1-1	3	1	0	2	18
Elon	12/22	*	34	7-15	3-6	1-1	2-2-4	2	1	1	1	18

Career Stats at South Carolina

Year	GP	GS	Min	Avg	FG	FGA	Pct	3FG	FGA	Pct	FT	FTA	Pct	Off	Def	Tot	Avg	PF	FO	A	TO	Blk	Stl	Pts	Avg
2012-13	33	30	927	28.1	107	282	.379	22	60	.367	68	111	.613	60	109	169	5.1	64	1	43	82	4	44	304	9.2
2013-14	34	34	1066	31.4	165	335	.493	40	74	.541	157	198	.793	41	149	190	5.6	63	0	118	97	8	62	527	15.5
2014-15	37	37	1106	29.9	189	378	.500	57	137	.416	98	117	.838	28	87	115	3.1	64	1	106	82	11	65	533	14.4
2015-16	12	12	355	29.6	53	129	.411	22	59	.373	42	51	.824	16	23	39	3.3	20	0	26	31	3	18	170	14.2
Career	116	113	3454	29.8	514	1124	.457	141	330	.427	365	477	.765	145	368	513	4.4	211	2	293	292	26	189	1534	13.2

Miscellaneous

	Season	Career
Double-Double	0	4
20+ Points	0	13
10+ Points	11	86
10+ Rebounds	0	7
5+ Assists	1	12
5+ Steals	0	8
Tm-High Points	4	41
Tm-High Rebs.	0	10
Tm-High Assists	1	30

Career Highs

Pts	25 vs. Georgia, 2/27/14
Rebs	11, 5x, last at Arkansas, 1/2/14
Blks	3 at Arkansas, 2/19/15
Stls	7 vs. NC Central, 12/2/14
Assts	9 at San Diego State, 11/23/13
Min	40, 2x, last vs. Florida State, 3/29/15
FG	8, 6x, last vs. Florida State, 3/29/15
3FG	6, 2x, last at Hampton, 12/17/14
FT	13 vs. CSU Northridge, 3/23/14

2015-16 Highs

Pts	18, 3x, last vs. Elon, 12/22
Rebs	6 vs. Hampton, 12/16
Blks	1, 3x, last vs. Elon, 12/22
Stls	4, 2x, last at Clemson, 11/18
Assts	5 vs. UNCG, 11/15
Min	36 vs. Arizona State, 11/27
FG	7 vs. Elon, 12/22
3FG	4 at Clemson, 11/18
FT	7, 2x, last vs. East Carolina, 12/20

#23 TINA ROY

5-11 • Sr. • G • Kaplan, La. • Kaplan



Career Highlights

Two-time SEC Academic Honor Roll

2015-16

- Selected team captain
- Has played in every game, starting the first nine of the season
- Has led the team in scoring once – at UCLA
- Dished out a team-high assists three times – UNCG, at UCLA, vs. Arizona State
- Went 3-of-3 from the behind the arc against Elon (Dec. 22), netting at least three 3s for the third time this season
- Matched her career high with five 3s at UCLA (Nov. 22), including one to open the fourth quarter to launch the Gamecocks' 23-17 final period to overcome a three-point deficit
- Hit a clutch 3 in the third quarter against #6/10 Ohio State (Nov. 13), tying the game as part of an 8-2 run to close the period

Miscellaneous

	Season	Career
10+ Points	1	13
5+ Assists	0	5
Tm-High Points	1	3
Tm-High Assists	3	13

Career Highs

Pts17 at UCLA, 11/22/15
Rebs8 at Mississippi State, 2/6/14
Blks2 at Mississippi State, 2/6/14
Stls3 vs. Southern Cal, 11/15/14
Assts10 vs. Savannah State, 12/14/14
Min37 at UCLA, 11/22/15
FG6 at UCLA, 11/22/15
3FG5, 3x, last at UCLA, 11/22/15
FT4 at Southern Cal, 11/25/13

2015-16 Highs

Pts17 at UCLA, 11/22
Rebs5 vs. CSU Bakersfield, 11/28
Blks1 vs. Arizona State, 11/27
Stls1, 3x, last vs. Duke, 12/6
Assts6 vs. UNCG, 11/15
Min37 at UCLA, 11/22
FG6 at UCLA, 11/22
3FG5 at UCLA, 11/22
FT

2015-16 Game-by-Game

Opponent	Date	GS	MIN	FG-A	3FG-A	FT-A	Reb	A	TO	B	S	TP
Ohio State	11/13	*	23	1-6	1-6	0-0	0-1-1	1	1	0	0	3
UNCG	11/15	*	19	3-8	3-8	0-0	0-0-0	6	0	0	0	9
at Clemson	11/18	*	22	1-6	1-6	0-0	0-1-1	1	0	0	1	3
at UCLA	11/22	*	37	6-14	5-11	0-0	0-3-3	4	2	0	0	17
vs. Arizona State	11/27	*	22	1-7	1-3	0-0	0-2-2	3	2	1	0	3
vs. CSUB	11/28	*	21	1-4	1-4	0-0	1-4-5	3	0	0	0	3
vs. Hawaii	11/29	*	9	0-1	0-1	0-0	0-0-0	2	0	0	1	0
Duke	12/6	*	16	1-3	1-2	0-0	0-1-1	2	1	0	1	3
Winthrop	12/13	*	11	1-6	1-6	0-0	0-0-0	3	0	0	0	3
Hampton	12/16		24	0-3	0-2	0-0	0-3-3	3	1	0	0	0
vs. East Carolina	12/20		12	1-5	1-4	0-0	1-2-3	0	2	0	0	3
Elon	12/22		11	3-3	3-3	0-0	0-0-0	1	0	0	0	9

Career Stats at South Carolina

Year	GP	GS	Min	Avg	FG	FGA	Pct	3FG	FGA	Pct	FT	FTA	Pct	Off	Def	Tot	Avg	PF	FO	A	TO	Blk	Stl	Pts	Avg
2011-12	34	0	383	11.3	53	181	.293	32	127	.252	10	22	.455	20	29	49	1.4	20	0	10	15	1	9	148	4.4
2012-13	— Did Not Play —																								
2013-14	34	1	553	16.3	44	146	.301	20	86	.233	14	23	.609	13	56	69	2.0	19	0	48	23	9	6	122	3.6
2014-15	36	0	568	15.8	59	152	.388	46	119	.387	2	5	.400	8	59	67	1.9	19	0	78	34	5	7	166	4.6
2015-16	12	9	227	18.9	19	66	.288	18	56	.321	0	0	—	2	17	19	1.6	6	0	29	9	1	3	56	4.7
Career	116	10	1731	14.9	175	545	.321	116	388	.299	26	50	.520	43	161	204	1.8	64	0	165	81	16	25	492	4.2

#5

KHADIJAH SESSIONS

5-8 • Sr. • G • Myrtle Beach, S.C. • Myrtle Beach



Career Highlights

Three-time SEC Academic Honor Roll | 2012 SCBA Class 4A Player of the Year
2012 Parade All-America (HS)

2015-16

- Selected team captain
- Has started every game
- Ranks 10th in the SEC in steals (1.9)
- Has led the team in assists five times – Ohio State, at Clemson, at Hawaii, Winthrop, Elon – and handed out five or more assists twice this season
- Has averaged just under four assists (3.8) over her last four games
- Served as a catalyst for the South Carolina offense against Winthrop (Dec. 13), dishing out six assists
- Matched career highs in steals (4) and minutes played (37) against #14/13 Duke (Dec. 6), picking up last two steals in final 5:03 to spark 15-5 run that turned one-point deficit into victory
- At Rainbow Wahine Showdown, averaged 8.3 points on 56.3 percent shooting (9-of-16) to go with eight steals
- Scored in double figures for second time this season with 11 at Hawaii (Nov. 29) all in the second half, including nine during a 17-6 run to close the third quarter after UH had closed within five points
- Grabbed three offensive rebounds against #16/18 Arizona State (Nov. 27)
- Handed out five assists at Clemson (Nov. 18)
- Swiped four steals against #6/10 Ohio State (Nov. 13) and applied pressure to the Buckeyes' defense early with strong drives to the basket

Miscellaneous

	Season	Career
10+ Points	2	22
5+ Assists	2	12
Tm-High Points	0	3
Tm-High Assists	5	27

Career Highs

Pts	19 vs. Auburn, 2/3/13
Rebs	6 vs. Clemson, 11/20/14
Blks	1, 8x, last vs. Vanderbilt, 2/15/15
Stls	4, 13x, last vs. Duke, 12/6/15
Assts	8 vs. NC Central, 12/1/14
Min	37, 2x, last vs. Duke, 12/6/15
FG	6, 2x, last vs. Seton Hall, 11/17/13
3FG	3, 4x, last vs. LSU, 3/7/15
FT	8 vs. Auburn, 2/3/13

2015-16 Highs

Pts	12 vs. Ohio State, 11/13
Rebs	5, 2x, last vs. Duke, 12/6
Blks	
Stls	4, 3x, last vs. Duke, 12/6
Assts	6 vs. Winthrop, 12/13
Min	37 vs. Duke, 12/6
FG	4 vs. Hawaii, 11/29
3FG	1, 3x, last vs. Elon, 12/22
FT	6 vs. Ohio State, 11/13

2015-16 Game-by-Game

Opponent	Date	GS	MIN	FG-A	3FG-A	FT-A	Reb	A	TO	B	S	TP
Ohio State	11/13	*	36	3-8	0-0	6-8	0-3-3	3	3	0	4	12
UNCG	11/15	*	18	1-2	0-0	0-0	0-1-1	4	0	0	2	2
at Clemson	11/18	*	19	0-1	0-1	0-0	0-2-2	5	1	0	1	0
at UCLA	11/22	*	23	0-1	0-1	0-0	1-4-5	1	4	0	0	0
vs. Arizona State	11/27	*	30	2-7	0-2	2-2	3-0-3	0	1	0	2	6
vs. CSUB	11/28	*	26	3-4	0-0	2-3	1-0-1	1	0	0	2	8
vs. Hawaii	11/29	*	21	4-5	1-2	2-2	1-3-4	4	1	0	4	11
Duke	12/6	*	37	2-4	0-1	1-6	2-3-5	1	1	0	4	5
Winthrop	12/13	*	15	2-3	0-1	0-0	0-1-1	6	1	0	1	4
Hampton	12/16	*	17	2-3	1-1	0-0	0-4-4	2	3	0	0	5
vs. East Carolina	12/20	*	22	1-5	0-2	3-4	0-2-2	3	2	0	1	5
Elon	12/22	*	24	2-4	1-2	1-2	1-1-2	4	1	0	2	6

Career Stats at South Carolina

Year	GP	GS	Min	Avg	FG	FGA	Pct	3FG	FGA	Pct	FT	FTA	Pct	Off	Def	Tot	Avg	PF	FO	A	TO	Blk	Stl	Pts	Avg
2012-13	33	3	570	17.3	53	151	.351	13	54	.241	72	109	.661	22	24	46	1.4	43	0	36	49	3	21	191	5.8
2013-14	29	26	761	26.2	58	159	.365	18	59	.305	74	109	.679	9	38	47	1.6	60	0	77	45	1	28	208	7.2
2014-15	37	36	814	22.0	59	147	.401	20	64	.313	27	51	.529	26	63	89	2.4	63	0	105	49	4	68	165	4.5
2015-16	12	12	288	24.0	22	47	.468	3	13	.231	17	27	.630	9	24	33	2.8	28	0	34	18	0	23	64	5.3
Career	111	77	2433	21.9	192	504	.381	54	190	.284	190	296	.642	66	149	215	1.9	194	0	252	161	8	140	628	5.7

#40 JATARIE WHITE

6-4 • So. • F • Charlotte, N.C. • Providence Day



Career Highlights

2014 McDonald's All-America
2014 WBCA All-America

Charlotte Observer Player of the Year (2013, 2014)
North Carolina Miss Basketball (2013, 2014)

2015-16

- Ranks among the most improved Gamecocks from last season
- Has seen time in every game
- Led the team in rebounding once – at Clemson
- Great offensive game against East Carolina (Dec. 20) with career-high 14 points on 5-of-8 shooting
- Scored all of her eight points against Hampton (Dec. 16) in the second half, shooting 3-of-5 from the field and grabbing five her seven rebounds in the final 20 minutes as well
- Notched career highs in rebounds (9) and blocks (4) in 18 minutes of action against Winthrop (Dec. 13)
- Played 19 minutes against #14/13 Duke (Dec. 6), finishing with five rebounds
- Grabbed five rebounds in just 11 minutes of action against CSU Bakersfield (Nov. 27)
- Started the second half at Clemson (Nov. 18) and was key part of 19-5 third-quarter run that broke open the game ... tied for team-high honors with six rebounds
- Great contributions against #6/10 Ohio State (Nov. 13), beyond the four points, three rebounds and two assists in the box score

Miscellaneous

	Season	Career
10+ Points	1	3
10+ Rebounds	0	0
Tm-High Points	0	0
Tm-High Rebs.	1	1

Career Highs

Pts	14 vs. East Carolina, 12/20/15
Rebs	9 vs. Winthrop, 12/13/15
Blks	4 vs. Winthrop, 12/13/15
Stls	2 vs. Syracuse, 3/22/15
Assts	2, 4x, last at Clemson, 11/18/15
Min	22 vs. San Diego St., 11/23/14
FG	5, 2x, last vs. East Carolina, 12/20/15
FT	4 vs. East Carolina, 12/20/15

2015-16 Highs

Pts	14 vs. East Carolina, 12/20
Rebs	9 vs. Winthrop, 12/13
Blks	4 vs. Winthrop, 12/13
Stls	1, 2x, last vs. Winthrop, 12/13
Assts	2, 2x, last at Clemson, 11/18
Min	21 vs. Hampton, 12/16
FG	5 vs. East Carolina, 12/20
FT	4 vs. East Carolina, 12/20

2015-16 Game-by-Game

Opponent	Date	GS	MIN	FG-A	3FG-A	FT-A	Reb	A	TO	B	S	TP
Ohio State	11/13	15	1-3	0-0	2-3	1-2-3	2	0	0	0	0	4
UNCG	11/15	13	2-4	0-0	1-2	0-3-3	1	0	1	0	0	5
at Clemson	11/18	18	1-4	0-0	1-2	4-2-6	2	0	1	0	0	3
at UCLA	11/22	12	0-2	0-0	2-2	0-2-2	0	0	0	0	0	2
vs. Arizona State	11/27	12	0-2	0-0	0-0	1-1-2	0	1	0	0	0	0
vs. CSUB	11/28	11	1-2	0-0	0-2	1-4-5	1	0	1	0	0	2
vs. Hawaii	11/29	14	0-2	0-0	0-0	0-2-2	1	1	0	0	0	0
Duke	12/6	19	0-3	0-0	0-0	1-4-5	1	2	0	1	0	0
Winthrop	12/13	18	2-2	0-0	0-0	1-8-9	1	0	4	1	0	4
Hampton	12/16	21	3-8	0-0	2-2	2-5-7	0	4	1	0	0	8
vs. East Carolina	12/20	19	5-8	0-1	4-6	1-3-4	0	0	0	0	0	14
Elon	12/22	14	1-7	0-0	0-0	0-2-2	0	0	0	0	0	2

Career Stats at South Carolina

Year	GP	GS	Min	Avg	FG	FGA	Pct	3FG	FGA	Pct	FT	FTA	Pct	Off	Def	Tot	Avg	PF	FO	A	TO	Blk	Stl	Pts	Avg
2014-15	20	0	184	9.2	20	49	.408	0	0	—	9	14	.643	16	28	44	2.2	20	0	7	14	5	7	49	2.5
2015-16	12	0	186	15.5	16	47	.340	0	1	.000	12	19	.632	12	38	50	4.2	26	0	9	8	8	2	44	3.7
Career	32	0	370	11.6	36	96	.375	0	1	.000	21	33	.636	28	66	94	2.9	46	0	16	22	13	9	93	2.9

#22 A'JA WILSON

6-5 • So. • F • Hopkins, S.C. • Heathwood Hall



Career Highlights

Naismith Early Season Watch List (2015-16)	2015 All-America Honorable Mention (WBCA)
USBWA Ann Meyers Drysdale Award Watch List (2015-16)	2015 WBCA All-Region 3
Wooden Award Watch List (2015-16)	2015 SEC Freshman of the Year (Coaches, AP)
2015 USA Basketball Female Athlete of the Year	2015 All-SEC First Team (Coaches, AP)
2015 Rainbow Wahine Showdown Tournament MVP	2015 SEC All-Freshman Team
Three-time SEC Player of the Week	USBWA National Freshman of the Week (Dec. 1-7)
Preseason All-America Second Team (Lindy's, SI, ESPN)	Five-time SEC Freshman of the Week
Preseason All-America Honorable Mention (AP)	2014 National High School Player of the Year (WBCA, Naismith, Parade)
Preseason All-SEC First Team (Media, Coaches)	2014 McDonald's and Parade (HS) All-America
2015 All-America Third Team (AP)	Three-time SCISA Player of the Year

2015-16

- Preseason accolades include a spot on the Wooden Award Watch List and Naismith Early Season Watch List, preseason All-America and All-SEC First Team honors from both the league's coaches and media and being ranked No. 8 player in the nation by ESPNW
- Leads team in both scoring and rebounding
- Ranks 20th in the nation in double-doubles (6) and seventh in blocked shots per game (3.0), leading SEC in both
- Among SEC's top five in rebounding (2nd), scoring (5th) and field goal percentage (5th)
- Has led the team in scoring six times – Ohio State, UNCG, vs. Arizona State, vs. CSUB, at Hawaii, Duke
- Been team's top rebounder six times – Ohio State, vs. Arizona State, vs. CSUB, at Hawaii, Duke, Elon
- Scored five straight points in 8-0 third-quarter run to break 41-41 tie against Elon (Dec. 22)
- Personal 6-0 run in fourth quarter against ECU (Dec. 20) set up sixth double-double of the season
- Scored career-high 28 points against #14/13 Duke (Dec. 6), including 20 in the second half and 12 of the team's 16 in the third quarter
- Named MVP of Rainbow Wahine Showdown, averaging 20.7 points on 65.0 percent shooting (26-of-40), 8.0 rebounds and 2.3 blocks, helping her to SEC co-Player of the Week honors as well (Nov. 24-30)
- Tallied 26 points against CSU Bakersfield (Nov. 28), including 16 in second half to break open eight-point game at halftime
- Grabbed three of her fourth-quarter rebounds in the final seven seconds of a tie game, including two offensive, getting fouled on the final one and hitting the resulting two free throws with 0.6 seconds to deliver the win over #16/18 Arizona State (Nov. 27)
- Hit from the left block to launch a 10-4 run that broke a 58-58 tie with 3:50 left to play and put the Gamecocks up for good at UCLA (Nov. 22)
- Tied her career high with six blocks against UNCG (Nov. 15), while posting her second double-double in as many games (19 pts/10 rebs)
- Scored 12 of her team-high 20 points against #6/10 Ohio State (Nov. 13) in the fourth quarter, including six of the team's 10 points in the final 2:35 to deliver the victory

2015-16 Game-by-Game

Opponent	Date	GS	MIN	FG-A	3FG-A	FT-A	Reb	A	TO	B	S	TP
Ohio State	11/13	*	21	8-18	0-0	4-4	5-9-14	0	0	2	0	20
UNCG	11/15	*	17	9-14	0-0	1-2	6-4-10	1	2	6	2	19
at Clemson	11/18	*	21	3-10	0-0	1-4	1-4-5	0	0	3	0	7
at UCLA	11/22	*	30	4-9	0-0	3-5	2-8-10	3	2	4	1	11
vs. Arizona State	11/27	*	28	8-11	0-0	2-2	2-9-11	1	6	1	2	18
vs. CSUB	11/28	*	31	10-14	0-0	6-9	2-6-8	4	0	4	0	26
vs. Hawaii	11/29	*	27	8-15	0-0	2-2	2-3-5	0	1	2	0	18
Duke	12/6	*	32	10-19	0-0	8-10	6-5-11	2	3	3	1	28
Winthrop						—	DNP	—				
Hampton						—	DNP	—				
vs. East Carolina	12/20	*	22	7-10	0-0	1-1	3-7-10	0	2	2	1	15
Elon	12/22	*	25	5-12	0-0	2-5	2-6-8	2	1	3	1	12

Career Stats at South Carolina

Year	GP	GS	Min	Avg	FG	FGA	Pct	3FG	FGA	Pct	FT	FTA	Pct	Off	Def	Tot	Avg	PF	FO	A	TO	Blk	Stl	Pts	Avg
2014-15	37	1	734	19.8	177	329	.538	1	3	.333	131	198	.662	78	165	243	6.6	72	1	37	62	65	32	486	13.1
2015-16	10	10	254	25.4	72	132	.545	0	0	—	30	44	.682	31	61	92	9.2	23	1	13	17	30	8	174	17.4
Career	47	11	988	21.0	249	461	.540	1	3	.333	161	242	.665	109	226	335	7.1	95	2	50	79	95	40	660	14.0

Miscellaneous

	Season	Career
Double-Double	6	11
20+ Points	3	8
10+ Points	9	38
10+ Rebounds	6	11
5+ Blocks	1	2
Tim-High Points	6	21
Tim-High Rebs.	6	15

Career Highs

Pts	28 vs. Duke, 12/6/15
Rebs	19 at Kentucky, 3/1/15
Blks	6, 2x, last vs. UNCG, 11/15/15
Stls	3, 4x, last vs. C. Michigan, 12/20/14
Assts	4 vs. CSU Bakersfield, 11/28/15
Min	33 at Kentucky, 3/1/15
FG	10, 2x, last vs. Duke, 12/6/15
FT	11 vs. LSU, 2/12/15

2015-16 Highs

Pts	28 vs. Duke, 12/6
Rebs	14 vs. Ohio State, 11/13
Blks	6 vs. UNCG, 11/15
Stls	2, 2x, last vs. Arizona State, 11/27
Assts	4 vs. CSU Bakersfield, 11/28
Min	32 vs. Duke, 12/6
FG	10, 2x, last vs. Duke, 12/6
FT	8 vs. Duke, 12/6



Official Basketball Box Score -- Game Totals -- Final Statistics
#6/10 Ohio State vs South Carolina
 11/13/15 7 p.m. at Columbia, S.C./Colonial Life Arena



#6/10 Ohio State 80 • 0-1

#	Player		Total		3-Ptr	Rebounds			PF	TP	A TO Blk Stl				Min	
			FG-FGA	FG-FGA	FT-FTA	Off	Def	Total			A	TO	Blk	Stl		
22	Alexa Hart	f	1-5	0-0	0-0	4	1	5	3	2	0	0	2	0	19	
32	Shayla Cooper	f	2-17	0-4	0-0	3	12	15	5	4	1	8	0	2	33	
03	Kelsey Mitchell	g	10-24	4-9	12-13	0	2	2	4	36	1	3	3	0	38	
13	Cait Craft	g	1-3	0-1	3-4	1	0	1	3	5	0	2	1	5	31	
14	Amethyst Alston	g	8-19	4-5	3-3	0	3	3	2	23	0	1	1	2	38	
12	Kianna Holland		2-4	1-3	0-0	0	0	0	3	5	0	0	0	0	8	
20	Asia Doss		1-2	1-1	0-0	0	0	0	1	3	1	1	0	1	5	
21	Lisa Blair		1-3	0-0	0-0	5	3	8	4	2	0	2	2	1	12	
24	Makayla Waterman		0-3	0-0	0-0	2	1	3	3	0	0	1	1	2	13	
34	Theresa Ekhelar		0-0	0-0	0-0	0	0	0	1	0	0	0	0	0	3	
Team						3	2	5								
Totals				26-80	10-23	18-20	18	24	42	29	80	3	18	10	13	200
1st - FG %:			8-21	38.1%	2nd: 8-18	44.4%	3rd: 6-23	26.1%	4th: 4-18	22.2%	Game: 2-80	32.5%	Deadball Rebounds			
3rd - FT %:			5-5	100.0%	3-3	100.0%	2-2	100.0%	8-10	80.0%	18-20	90.0%	1.1			

1st - FG %:	8-21	38.1%	2nd:	8-18	44.4%	3rd:	6-23	26.1%	4th:	4-18	22.2%	Game:	26-80	32.5%	Deadball Rebounds	1,1
3FG %:	5-8	62.5%		2-3	66.7%		1-7	14.3%		2-5	40.0%		10-23	43.5%		
FT %:	5-5	100.0%		3-3	100.0%		2-2	100.0%		8-10	80.0%		18-20	90.0%		

South Carolina 88 • 1-0

#	Player		Total		3-Ptr		Rebounds			PF	TP	A TO Blk Stl			Min
			FG-FGA	FG-FGA	FT-FTA	Off	Def	Tot	A			TO	Blk	Stl	
22	WILSON, A'ja	f	8-18	0-0	4-4	5	9	14	0	20	0	0	2	0	21
24	IMOVBIOH, Sarah	f	4-5	0-0	0-2	3	7	10	3	8	0	1	0	0	16
05	SESSIONS, Khadijah	g	3-8	0-0	6-8	0	3	3	4	12	3	3	0	4	36
23	ROY, Tina	g	1-6	1-6	0-0	0	1	1	2	3	1	1	0	0	23
25	MITCHELL, Tiffany	g	6-12	2-4	1-2	1	2	3	4	15	3	8	1	4	32
00	COLLEY, Shay		0-0	0-0	0-0	0	0	0	3	0	0	1	0	0	6
01	CUEVAS, Bianca		1-5	0-1	3-4	0	0	0	2	5	1	1	0	0	8
03	DOCKETT, Kaydra		0-1	0-0	0-0	0	0	0	1	0	0	0	0	0	3
31	DOZIER, Asia		1-2	0-0	2-2	0	0	0	0	4	1	2	0	0	12
40	WHITE, Jatarie		1-3	0-0	2-3	1	2	3	0	4	2	0	0	0	15
41	COATES, Alaina		6-9	0-0	5-10	4	9	13	1	17	0	3	3	1	28
Team						2	2	4							
Totals			31-69	3-11	23-35	16	35	51	20	88	11	20	6	9	200
1st: FG %: 9-19 47.4% 2nd: 4-12 33.3% 3rd: 6-17 35.3% 4th: 12-21 57.1% Game: 31-69 44.9% Deadball															
3FG %: 1-3 33.3% 0-2 0.0% 2-4 50.0% 0-2 0.0% 3-11 27.3% Rebounds															
3FG %: 1-14 78.6% 7-12 58.3% 5-7 71.4% 0-2 0.0% 23-35 65.7% 9,2															

1st - FG %:	9-19	47.4%	2nd:	4-12	33.3%	3rd:	6-17	35.3%	4th:	12-21	57.1%	Game:	31-69	44.9%	Deadball Rebounds	9,2
3FG %:	1-3	33.3%		0-2	0.0%		2-4	50.0%		0-2	0.0%		3-11	27.3%		
FT %:	11-14	78.6%		7-12	58.3%		5-7	71.4%		0-2	0.0%		23-35	65.7%		

Officials: Beverly Roberts, Mark Zentz, Kevin Pethel
 Technical fouls: #6/10 Ohio State-None. South Carolina-None.
 Attendance: 16815

Score by periods	1st	2nd	3rd	4th	Total
#6/10 Ohio State	26	21	15	18	80
South Carolina	30	15	19	24	88

Last FG - OSU 4th-02:35, SC 4th-00:08.
 Largest lead - OSU by 6 3rd-08:26, SC by 15 1st-03:56.
 OSU led for 08:14. SC led for 28:41. Game was tied for 03:05.

Score tied - 6 times.
 Lead changed - 6 times.



Official Basketball Box Score -- Game Totals -- Final Statistics
South Carolina vs Clemson
 11/18/15 7:00 PM at Clemson, S.C.



South Carolina 67 • 3-0

#	Player		Total		3-Ptr		Rebounds			PF	TP	A TO Blk Stl				Min
			FG-FGA	FG-FGA	FT-FTA	Off	Def	Tot	A			T	Blk	Stl		
22	WILSON, A'ja	f	3-10	0-0	1-4	1	4	5	3	7	0	0	3	0	21	
41	COATES, Alaina	c	4-7	0-0	2-4	5	1	6	3	10	1	2	2	1	22	
05	SESSIONS, Khadijah	g	0-1	0-1	0-0	0	2	2	2	0	5	1	0	1	19	
23	ROY, Tina	g	1-6	1-6	0-0	0	1	1	1	3	1	0	0	1	22	
25	MITCHELL, Tiffany	g	6-12	4-7	2-4	3	2	5	1	18	0	1	0	4	25	
00	COLLEY, Shay		0-3	0-1	5-6	2	1	3	0	5	2	0	0	1	16	
01	CUEVAS, Bianca		2-7	0-3	0-0	0	1	1	1	4	2	0	0	2	17	
24	IMOVBIOH, Sarah		3-4	0-0	3-8	4	2	6	1	9	0	0	0	2	19	
31	DOZIER, Asia		3-9	2-7	0-0	0	1	1	0	8	0	1	0	0	21	
40	WHITE, Jatarie		1-4	0-0	1-2	4	2	6	3	3	2	0	1	0	18	
Team						3	2	5								
Totals				23-63	7-25	14-28	22	19	41	15	67	13	5	6	12	200
1st 3FGs: 6-20 30.0%			2nd: 4-12 33.3%	3rd: 9-12 75.0%	4th: 4-19 21.1%	Game: 23-63 36.5%			Rebounds							
FT: 3-5 60.0%			2-4 50.0%	3-5 60.0%	0-7 0.0%	7-25 28.0%			14-28 50.0%							
FT: 3-10 30.0%			2-4 20.0%	6-11 54.5%	1-3 33.3%											

1st - FG %:	6-20	30.0%	2nd:	4-12	33.3%	3rd:	9-12	75.0%	4th:	4-19	21.1%	Game:	23-63	36.5%	Deadball Rebounds	7
3FG %:	3-6	50.0%		1-7	14.3%		2-4	50.0%		0-7	0.0%		7-25	28.0%		
FT %:	5-10	50.0%		2-4	50.0%		6-11	54.5%		1-3	33.3%		14-28	50.0%		

Clemson 41 • 1-2

#	Player		Total			3-Ptr			Rebounds			PF	TP	A			Min
			FG-FGA	FG-FGA	FT-FTA	Off	Def	Tot	To	Blk	Stl						
03	Cardaci,Victoria	g	3-5	3-5	0-0	0	2	2	3	9	1	0	0	0	30		
05	Edwards,Danielle		1-8	0-1	2-2	2	4	6	3	4	6	4	0	0	38		
12	Collier,Aliyah	g	3-8	0-0	1-2	5	2	7	5	7	2	5	0	0	25		
11	Lefft,Gadson		0-0	0-0	0-0	0	0	0	1	0	0	0	0	0	4		
24	Mosley,Paige	p	0-2	0-1	0-0	1	1	2	3	0	0	4	0	0	16		
24	Diarra,Sirah		0-0	0-0	2-2	0	6	6	4	2	1	3	0	0	22		
32	Atkism,Ivy		0-2	0-0	0-0	0	1	1	1	0	0	0	0	0	9		
24	Roos,Morgan		0-2	0-0	0-0	0	0	0	1	0	0	0	0	0	6		
33	Carter,Alexis		1-6	0-0	4-6	0	3	3	0	6	2	2	0	0	23		
34	Wright,Justice	p	6-10	0-0	1-2	0	5	5	3	13	0	0	0	0	27		
Team						3	1	4			1						
Totals				14-43	3-7	10-14	11	25	36	24	41	12	19	0	200		
1st FG %: 4-11			36.4%	2nd: 4-9	44.4%	3rd: 3-15	20.0%	4th: 1-3	33.3%	Game: 14-43			32.6%	Deadball Rebounds			
3FG %: 1-2			50.0%	0-1	0.0%	1-1	100.0%	1-3	33.3%	3-7			42.9%				
4-4			100.0%	3-4	75.0%	6-8	75.0%	10-14	71.4%								

1st - FG %:	4-11	36.4%	2nd:	4-9	44.4%	3rd:	3-15	20.0%	4th:	3-8	37.5%	Game:	14-43	32.6%	Deadball Rebounds	3
3FG %:	1-2	50.0%		0-1	0.0%		1-1	100.0%		1-3	33.3%		3-7	42.9%		
FT %:	0-0	0.0%		3-4	75.0%		1-2	50.0%		6-8	75.0%		10-14	71.4%		

Officials: Eric Brewton, Metta Roberts, Mark Resch
 Technical fouls: South Carolina-None. Clemson-None.
 Attendance: 1030

Score by periods	1st	2nd	3rd	4th	Total
South Carolina	20	11	27	9	67
Clemson	9	11	8	13	41

Last FG - SC 4th-00:48, CU 4th-01:42.
 Largest lead - SC by 35 4th-06:29, CU by 2 1st-09:18.
 SC led for 39:06. CU led for 00:12. Game was tied for 00:42.

Score tied - 0 times.
 Lead changed - 1 time.



Official Basketball Box Score -- Game Totals -- Final Statistics
UNCG vs South Carolina
 11/15/15 3 p.m. at Columbia, S.C./Colonial Life Arena



UNCG 44 • 1-1

#	Player		Total		3-Ptr		Rebounds			PF	TP	A TO Blk Stl				Min
			FG-FGA	FG-FGA	FT-FTA	Off	Def	Tot	A			TO	Blk	Stl		
15	Jade Scaife	f	2-5	0-0	0-1	0	2	2	3	4	0	2	1	1	26	
22	India Timpton		0-6	0-0	0-0	4	2	6	4	0	0	5	0	1	27	
44	Mariah Wilson	c	1-3	0-0	0-1	2	3	5	3	2	0	1	1	2	21	
03	Jazmine Missouri		2-5	1-2	2-2	1	1	2	0	7	1	3	0	0	21	
12	Lucy Mason	g	7-20	1-5	5-6	0	2	2	2	20	1	3	0	2	40	
00	Ashley Bearden		0-0	0-0	0-0	0	0	0	1	0	0	0	0	0	6	
01	Keli Foster		0-1	0-0	0-0	0	1	1	1	0	0	2	0	0	6	
10	Gena Penick		0-1	0-0	0-0	1	0	1	4	0	0	1	0	0	3	
14	Bailey Williams		0-1	0-1	1-2	0	0	0	1	1	2	3	0	0	10	
21	Medena Bartley		0-0	0-0	0-0	0	0	0	0	0	0	0	0	0	4	
23	Jayda Luckie		1-3	0-0	0-0	1	0	1	1	2	0	0	0	0	6	
25	Shanese Harris		3-17	1-5	1-2	3	3	6	1	8	0	1	0	0	30	
	Team					3	7	10								
Totals			16-62	3-13	9-14	15	21	36	21	44	4	21	2	6	200	

1st - FG %:	5-12	41.7%	2nd:	4-14	28.6%	3rd:	3-17	17.6%	4th:	4-19	21.1%	Game:	16-62	25.8%	Deadball
3FG %:	2-3	66.7%		0-2	0.0%		1-4	25.0%		0-4	0.0%		3-13	23.1%	Rebounds
FT %:	4-4	100.0%		1-3	33.3%		2-4	50.0%		2-3	66.7%		9-14	64.3%	4,2



Official Basketball Box Score -- Game Totals -- Final Statistics
#16/18 Arizona State vs South Carolina
11/27/15 2:30pm HT at Honolulu, Oahu



#16/18 Arizona State 58 • 1-2

#	Player		Total		3-Ptr		Rebounds			PF	TP	A TO Blk Stl				Min
			FG-FGA	FT-FTA	FG-FGA	FT-FTA	Off	Def	Tot			A	TO	Blk	Stl	
21	Brunner, Sophie	f	1-6	0-0	4-6	3	7	10	1	6	2	6	0	3	29	
24	Moos, Kelsey	f	2-5	0-0	1-2	2	0	2	1	5	0	1	0	0	18	
22	Domstaude, Quinn	c	2-5	0-0	1-2	5	2	7	1	5	0	4	1	2	26	
00	Hempen, Katie	g	4-10	4-7	0-0	1	4	5	2	12	2	3	0	3	29	
23	Davis, Elisha	g	4-12	2-6	0-0	0	0	0	3	10	5	0	0	1	26	
01	Hawkins, Arnecia	g	3-10	0-1	1-2	1	1	2	2	7	0	0	0	1	21	
03	Haines, Sabrina	g	2-2	2-2	0-0	2	1	3	0	6	0	1	0	0	11	
11	Amukumara, Peace	g	2-4	0-1	1-2	0	4	4	4	5	1	3	0	0	17	
33	Johnson-Chapman, Cha	g	0-0	0-0	0-0	0	0	0	0	0	0	0	0	0	1	
42	Ibis, Kianna	g	0-2	0-1	0-0	0	0	0	0	0	0	0	0	0	4	
43	Normen, Eliza	g	1-5	0-2	0-0	0	2	2	1	2	0	1	0	1	18	
	Team					2	2	4								
	Totals		21-61	8-20	8-14	16	23	39	15	58	10	19	1	11	200	

1st - FG %:	7-16	43.8%	2nd: 5-15	33.3%	3rd: 3-13	23.1%	4th: 6-17	35.3%	Game: 21-61	34.4%	Deadball	
3FG %:	2-6	33.3%	2-5	40.0%	2-5	40.0%	2-4	50.0%	8-20	40.0%	Rebounds	
FT %:	1-2	50.0%	4-8	50.0%	1-2	50.0%	2-2	100.0%	8-14	57.1%	2	

South Carolina 60 • 5-0

#	Player	F	Total		3-Ptr		Rebounds			PF	TP	A TO Blk Stl			Min
			FG-FGA	FT-FTA	FG-FGA	FT-FTA	Off	Def	Tot			A	TO	Blk	
22	WILSON, A'ja	f	8-11	0-0	2-2	2	9	11	2	18	1	6	1	2	28
41	COATES, Alaina	c	3-6	0-0	0-1	3	4	7	2	6	1	2	1	1	23
05	SESSIONS, Khadijah	g	2-7	0-2	2-2	3	0	3	1	6	0	1	0	2	30
23	ROY, Tina	g	1-7	1-3	0-0	0	2	2	0	3	3	2	1	0	22
25	MITCHELL, Tiffany	g	2-7	0-3	2-2	0	1	1	2	6	1	2	0	2	36
00	COLLEY, Shay	g	0-2	0-1	0-0	0	1	1	1	0	0	1	0	0	10
01	CUEVAS, Bianca	g	7-13	0-2	4-7	0	2	2	2	18	0	2	0	2	18
24	IMOVBIQH, Sarah	g	0-1	0-0	1-2	3	5	8	3	1	0	2	0	0	16
31	DOZIER, Asia	g	1-2	0-0	0-0	0	1	1	0	2	0	1	0	1	5
40	WHITE, Jatarie	g	0-2	0-0	0-0	1	1	2	3	0	0	1	0	0	12
Team						2	2	4			1				
Totals			24-58	1-11	11-16	14	28	42	16	60	6	21	3	10	200

1st - FG %:	5-17	29.4%	2nd: 7-13	53.8%	3rd: 7-12	58.3%	4th: 5-16	31.3%	Game: 24-58	41.4%	Deadball	
3FG %:	0-1	0.0%	0-3	0.0%	0-2	0.0%	1-5	20.0%	1-11	9.1%	Rebounds	
FT %:	4-4	100.0%	2-5	40.0%	1-2	50.0%	4-5	80.0%	11-16	68.8%	2	

Officials: Skelly Wingard, Victor Dunomes, Ethan Kahoano
 Technical fouls: #16/18 Arizona State-None. South Carolina-None.
 Attendance: 2020

Score by periods	1st	2nd	3rd	4th	Total
#16/18 Arizona State	17	16	9	16	58
South Carolina	14	16	15	15	60

Last FG - ASU 4th-01:20, SC 4th-00:56.
 Largest lead - ASU by 7 2nd-08:59, SC by 7 4th-07:08.
 ASU led for 15:11. SC led for 13:08. Game was tied for 11:17.

Score tied - 10 times.
 Lead changed - 11 times.

Points	In	Off	2nd	Fast	Bench
ASU	16	20	9	0	20
SC	42	18	8	2	21



Official Basketball Box Score -- Game Totals -- Final Statistics
South Carolina vs CSU Bakersfield
11/28/15 1:30 p.m. at Honolulu, HI (Stan Sheriff Center)



South Carolina 90 • 6-0

#	Player		Total		3-Ptr		Rebounds			PF	TP	A TO Blk Stl				Min
			FG-FGA	FT-FTA	FG-FGA	FT-FTA	Off	Def	Tot			A	TO	Blk	Stl	
22	WILSON, A'ja	f	10-14	0-0	6-9	2	6	8	2	26	4	0	4	0	31	
41	COATES, Alaina	c	3-10	0-0	0-2	1	3	4	1	6	0	1	0	0	22	
05	SESSIONS, Khadijah	g	3-4	0-0	2-3	1	0	1	1	8	1	0	0	2	26	
23	ROY, Tina	g	1-4	1-4	0-0	1	4	5	0	3	3	0	0	0	21	
25	MITCHELL, Tiffany	g	3-9	0-2	7-8	0	1	1	0	13	1	1	0	0	32	
00	COLLEY, Shay	g	3-3	0-0	0-0	0	2	2	4	6	2	1	0	0	13	
01	CUEVAS, Bianca	g	8-12	2-5	2-2	1	3	4	1	20	6	2	0	3	26	
24	IMOVBIQH, Sarah	g	3-5	0-0	0-5	3	2	5	2	6	0	0	0	0	15	
31	DOZIER, Asia	g	0-1	0-1	0-0	0	0	0	0	0	0	0	0	0	3	
40	WHITE, Jatarie	g	1-2	0-0	0-2	1	4	5	1	2	1	0	1	0	11	
Team						1	3	4								
Totals				35-64	3-12	17-31	11	28	39	12	90	18	5	5	5	200

1st - FG %:	10-19	52.6%	2nd: 7-14	50.0%	3rd: 9-18	50.0%	4th: 9-13	69.2%	Game: 35-64	54.7%	Deadball	
3FG %:	0-5	0.0%	0-0	0.0%	1-3	33.3%	2-4	50.0%	3-12	25.0%	Rebounds	
FT %:	7-8	87.5%	4-12	33.3%	0-3	0.0%	6-8	75.0%	17-31	54.8%	6	

CSU Bakersfield 71 • 1-4

#	Player		Total		3-Ptr		Rebounds			PF	TP	A				Min
			FG-FGA	FT-FTA	FG-FGA	FT-FTA	Off	Def	Tot			To	Blk	Stl		
01	Shannon, Alyssa	*	3-7	1-1	4-4	0	0	0	4	11	5	2	0	0	35	
10	Kleist, Keri	*	0-2	0-0	0-0	1	1	2	2	0	0	0	0	0	8	
12	Gilbert, Alexxus	*	3-7	0-0	1-1	0	1	1	2	7	1	2	0	0	23	
15	Williams, Erika	*	3-9	1-3	3-4	0	5	5	5	10	4	1	0	1	33	
21	Zempare, Batabe	*	7-11	1-1	4-4	2	6	8	3	19	1	1	0	1	34	
00	Fears, Jerice		0-0	0-0	0-0	0	2	2	2	0	0	0	0	0	6	
02	Sims, Brittany		3-5	1-1	1-2	0	1	1	4	8	0	0	0	0	15	
04	Torres-Rodriguez, He		0-0	0-0	0-0	0	0	0	0	0	0	0	0	0	1	
11	Walters, Addi		2-6	2-6	0-0	1	0	1	1	6	2	3	0	0	26	
13	Vines, Dajj		4-9	2-6	0-0	1	4	5	4	10	3	1	0	0	17	
23	Carter, Tylinn		0-2	0-0	0-0	0	2	2	0	0	0	1	0	0	2	
	Team					1	2	3								
Totals			25-58	8-18	13-15	6	24	30	27	71	16	11	0	2	200	

1st - FG %:	5-16	31.3%	2nd: 8-15	53.3%	3rd: 7-16	43.8%	4th: 5-11	45.5%	Game: 25-58	43.1%	Deadball	
3FG %:	2-4	50.0%	2-7	28.6%	2-3	66.7%	2-4	50.0%	8-18	44.4%	Rebounds	
FT %:	2-2	100.0%	5-5	100.0%	4-6	66.7%	2-2	100.0%	13-15	86.7%	1,2	

Officials: Jen Zylstra, Victor Dunomes, Tim Tamashiro
 Technical fouls: South Carolina-None. CSU Bakersfield-None.
 Attendance: 2152

Score by periods	1st	2nd	3rd	4th	Total
South Carolina	27	18	19	26	90
CSU Bakersfield	14	23	20	14	71

Last FG - SC 4th-00:02, CSUB 4th-03:03.
 Largest lead - SC by 19 4th-01:01, CSUB None.
 SC led for 39:49. CSUB led for 00:00. Game was tied for 00:11.

Score tied - 0 times.
 Lead changed - 0 times.

Points	In	Off	2nd	Fast	Bench
SC	48	16	7	2	34
CSUB	20	7	7	0	24



Official Basketball Box Score -- Game Totals -- Final Statistics
South Carolina vs Hawaii
11/29/15 5:00 pm HT at Stan Sheriff Center



South Carolina 67 • 7-0, 0-0 SEC

#	Player		Total		3-Ptr		Rebounds			PF	TP	A TO Blk Stl				Min
			FG-FGA	FT-FTA	FG-FGA	FT-FTA	Off	Def	Tot			A	TO	Blk	Stl	
22	WILSON, A'ja	f	8-15	0-0	2-2	2	3	5	5	18	0	1	2	0	27	
41	COATES, Alaina	c	1-3	0-0	1-2	0	1	1	4	3	0	2	3	0	20	
05	SESSIONS, Khadijah	g	4-5	1-2	2-2	1	3	4	4	11	4	1	0	4	21	
23	ROY, Tina	g	0-1	0-0	0-0	0	0	0	0	0	2	0	0	1	9	
25	MITCHELL, Tiffany	g	5-10	2-5	2-2	1	1	2	2	14	2	3	0	0	29	
00	COLLEY, Shay	g	1-3	0-1	0-2	1	2	3	1	2	0	1	0	1	12	
01	CUEVAS, Bianca	g	5-12	1-3	2-4	1	3	4	1	13	0	2	0	2	29	
03	DUCKETT, Kaydra	g	0-0	0-0	0-0	0	0	0	0	0	0	0	0	0	1	
24	IMOVBIQH, Sarah	g	1-2	0-0	1-1	1	3	4	0	3	0	1	0	0	13	
31	DOZIER, Asia	g	0-2	0-2	3-4	0	0	0	1	3	3	1	0	1	25	
40	WHITE, Jatarie	g	0-2	0-0	0-0	0	2	2	4	0	1	1	0	0	14	
Team						2	3	5			1					
Totals			25-55	4-14	13-19	9	21	30	22	67	12	14	5	9	200	



Official Basketball Box Score -- Game Totals -- Final Statistics
Winthrop vs #2/2 South Carolina
12/13/15 2 p.m. at Columbia, S.C./Colonial Life Arena



Winthrop 37 • 2-7

#	Player		Total		3-Ptr		Rebounds			PF	TP	A TO Blk Stl				Min
			FG-FGA	FG-FGA	FT-FTA	Off	Def	Total	A			TO	Blk	Stl		
14	WHITAKER, Arianne	f	3-13	0-0	1-4	5	3	8	3	7	0	1	4	3	38	
44	MBAMALU, Ezinne	f	3-11	0-0	1-4	4	3	7	3	7	0	2	0	1	30	
01	KILPATRICK, Aliyah	f	1-11	0-2	0-0	2	3	5	4	2	1	2	0	1	36	
02	BANKS, Jimecheia	g	2-5	0-3	0-1	1	0	1	2	4	4	5	0	1	27	
33	WILLIAMS, Erica	g	4-18	1-3	1-4	1	3	4	2	10	3	2	0	2	37	
15	JACKSON, Nuba		3-6	0-1	1-2	0	2	2	2	7	1	2	0	1	26	
05	JACKSON, Naima		0-0	0-0	0-0	0	0	0	0	0	0	0	0	0	6	
Team						4	1	5								
Totals			16-64	1-9	4-15	17	15	32	16	37	9	14	4	9	200	

1st - FG %: 3-20 15.0% 2nd: 3-9 33.3% 3rd: 6-18 33.3% 4th: 4-17 23.5% Game: 16-64 25.0% Deadball Rebounds 6,1
3FG %: 0-4 0.0% 0-1 0.0% 0-2 0.0% 1-2 50.0% 1-9 11.1% 4-15 26.7%
FT %: 1-2 50.0% 0-0 0.0% 2-7 28.6% 1-6 16.7% 4-15 26.7%

#2/2 South Carolina 86 • 9-0

#	Player		Total		3-Ptr		Rebounds			PF	TP	A TO Blk Stl				Min
			FG-FGA	FG-FGA	FT-FTA	Off	Def	Total	A			TO	Blk	Stl		
24	IMOVBIQH, Sarah	f	3-3	0-0	1-1	1	3	4	0	7	1	1	1	0	22	
41	COATES, Alaina	c	13-15	0-0	3-5	6	10	16	4	29	0	1	10	1	30	
05	SESSIONS, Khadijah	g	2-3	0-1	0-0	0	1	1	2	4	6	1	0	1	15	
23	ROY, Tina	g	1-6	1-6	0-0	0	0	0	0	3	3	0	0	0	11	
25	MITCHELL, Tiffany	g	4-8	3-6	1-2	1	4	5	0	12	3	4	0	1	22	
00	COLLEY, Shay		1-4	1-3	0-0	1	3	4	1	3	4	2	1	3	24	
01	CUEVAS, Bianca		4-11	1-2	4-4	0	2	2	2	13	1	2	0	1	22	
31	DOCKETT, Kaydra		1-4	0-1	0-0	0	2	2	1	2	3	0	0	1	15	
03	DOZIER, Asia		3-4	3-4	0-0	0	2	2	0	9	3	2	0	1	18	
40	WHITE, Jatarie		2-2	0-0	0-0	1	8	9	3	4	1	0	4	1	18	
44	FARMER, India		0-2	0-1	0-0	1	0	1	0	0	0	0	0	0	3	
	Team					1	1	2								
Totals			34-62	9-24	9-12	12	36	48	13	86	25	13	16	10	200	

1st - FG %: 10-14 71.4% 2nd: 8-14 57.1% 3rd: 7-18 38.9% 4th: 9-16 56.3% Game: 34-62 54.8% Deadball Rebounds 3
3FG %: 4-7 57.1% 1-5 20.0% 3-9 33.3% 9-24 37.5% 9-12 75.0%
FT %: 2-3 66.7% 4-4 100.0% 3-4 75.0% 0-1 0.0%

Officials: Dee Kantner, Laura Morris, Chaney Muench
Technical fouls: Winthrop-None. #2/2 South Carolina-None.
Attendance: 13409

Score by periods	1st	2nd	3rd	4th	Total
Winthrop	7	6	14	10	37
#2/2 South Carolina	26	21	20	19	86

Points	In Paint	Off T/O	2nd Chance	Fast Break	Bench
WU	18	9	10	6	7
SC	50	20	14	19	31

Last FG - WU 4th-00:47, SC 4th-00:56.
Largest lead - WU None, SC by 52 4th-03:11.
WU led for 00:00. SC led for 38:49. Game was tied for 01:11.

Score tied - 1 time.
Lead changed - 0 times.



Official Basketball Box Score -- Game Totals -- Final Statistics
Hampton vs #2/2 South Carolina
12/16/15 7 p.m. at Columbia, S.C./Colonial Life Arena



Hampton 48 • 1-8

#	Player		Total			3-Ptr			Rebounds			PF	TP	A TO Blk Stl				Min
			FG-FGA	FG-FGA	FT-FTA	Off	Def	Tot	A	TO	Blk			Stl				
31	LUPOE,Kaylah	f	3-6	0-0	1-1	2	6	8	5	7	1	1	4	1	27			
00	TATE-DeFREITAS,Malia	g	5-15	1-3	3-5	0	2	2	1	14	5	2	0	3	39			
03	GILBEAUX,Georgianna	g	0-1	0-0	0-0	0	0	0	0	0	0	0	0	0	15			
15	JORDAN,Ryan	g	4-12	1-3	0-0	1	3	4	5	9	1	3	1	2	24			
33	GREEN,Chanel	g	1-7	1-2	0-0	0	0	0	3	3	3	3	0	3	39			
01	JAMES,Dejane'		0-2	0-1	0-0	0	0	0	0	0	0	0	0	0	1			
05	WILLIAMS,Natalie		0-0	0-0	0-0	0	0	0	0	0	0	0	0	0	1			
10	WILLIS,K'lynn		0-2	0-2	0-0	0	0	0	1	0	0	0	0	0	8			
13	BOYD,Shaleise		1-1	0-0	0-0	0	0	0	0	2	0	0	0	0	3			
21	SAYLE,Mikayla		1-2	0-0	1-2	2	1	3	3	3	0	0	0	0	10			
24	DAVIS,Aareana		2-5	0-3	0-0	0	0	0	3	4	0	0	0	0	7			
30	ROSE,Ashley		2-8	2-7	0-0	0	0	0	4	6	2	0	1	1	26			
Team						1	1	2										
Totals			19-61	5-21	5-8	6	13	19	25	48	12	9	6	10	200			

1st - FG %: 4-12 33.3% 2nd: 4-15 26.7% 3rd: 8-20 40.0% 4th: 3-14 21.4% Game: 19-61 31.1% Deadball Rebounds 2,1
3FG %: 1-3 33.3% 1-4 25.0% 2-6 33.3% 1-8 12.5% 5-21 23.8%
FT %: 0-0 0.0% 0-0 0.0% 2-2 100.0% 3-6 50.0% 5-8 62.5%

#2/2 South Carolina 86 • 10-0

#	Player		Total		3-Ptr		Rebounds			PF	TP	A				Min
			FG-FGA	FG-FGA	FT-FTA	Off	Def	Tot	To			Bk	Stl			
24	IMOVBIQH, Sarah	f	6-8	0-0	7-9	5	2	7	1	19	0	0	0	0	24	
31	DOZIER, Asia	f	2-6	0-2	2-2	1	1	2	0	6	5	1	0	2	22	
41	COATES, Alaina	c	8-11	0-0	6-9	2	10	12	1	22	2	3	1	0	26	
05	SESSIONS, Khadijah	f	2-3	1-1	0-0	0	4	4	2	5	2	3	0	0	17	
25	MITCHELL, Tiffany	g	4-11	3-6	6-8	4	2	6	1	17	2	0	0	1	29	
00	COLLEY, Shay		0-0	0-0	0-0	0	2	2	1	0	0	3	0	0	8	
01	CUEVAS, Bianca		2-6	1-3	1-1	0	1	1	0	6	1	2	0	0	17	
03	DOCKETT, Kaydra		1-2	1-2	0-0	1	1	2	3	3	2	0	0	0	12	
23	ROY, Tina		0-3	0-2	0-0	0	3	3	0	0	3	1	0	0	24	
40	WHITE, Jatarie		3-8	0-0	2-2	2	5	7	4	8	0	4	1	0	21	
Team						3	3	6								
Totals			28-58	6-16	24-31	18	34	52	13	86	17	17	2	3	200	

1st - FG %: 4-12 33.3% 2nd: 6-17 35.3% 3rd: 8-10 80.0% 4th: 10-15 66.7% Game: 28-58 48.3% Deadball Rebounds 5,3
3FG %: 0-4 0.0% 1-4 25.0% 3-4 75.0% 2-4 50.0% 6-16 37.5%
FT %: 3-3 100.0% 0-0 0.0% 10-16 62.5% 5-5 100.0% 24-31 77.4%

Officials: Mark Zentz, Mary Day, Metta Roberts
Technical fouls: Hampton-ROSE, Kristine. #2/2 South Carolina-None.
Attendance: 12117

Score by periods	1st	2nd	3rd	4th	Total
Hampton	9	9	20	10	48
#2/2 South Carolina	14	16	29	27	86

Points	In Paint	Off T/O	2nd Chance	Fast Break	Bench
HU	22	18	1	10	15
SC	42	7	17	2	17

Last FG - HU 4th-00:26.
Largest lead - HU None, SC by 38 4th-00:26.
HU led for 00:00. SC led for 38:33. Game was tied for 01:27.

Score tied - 0 times.
Lead changed - 0 times.



Official Basketball Box Score -- Game Totals -- Final Statistics
East Carolina vs #2/2 South Carolina
12/20/15 1 p.m.,m. at Myrtle Beach (SC) Convention Center



East Carolina 57 • 6-6

#	Player		Total		3-Ptr		Rebounds				PF	TP	A	TO	Blk	Stl	Min
			FG-FGA	FG-FGA	FT-FTA	Off	Def	Total									
23	PAYNE, Jada	f	3-11	2-6	6-6	3	3	6	1	14	0	2	1	1		39	
24	TAYLOR, I'Tiana	f	8-18	0-0	0-1	4	3	7	3	16	1	1	1	1		24	
55	LARAMIE, Marina	c	4-14	3-7	2-2	3	7	10	4	13	0	4	0	0		36	
02	TOURE, Khadija	g	1-9	0-4	2-2	0	3	3	3	4	3	3	0	0		26	
04	GRAY, DeV Vaughn	g	0-3	0-3	0-0	0	1	1	2	0	0	0	0	0		14	
01	FAZIER, Alex		1-2	0-0	1-1	1	1	2	4	3	2	3	0	0		19	
07	WOMBLE, Manesha		0-0	0-0	0-0	0	0	0	0	0	0	0	0	0		1	
13	CSUTORAS, Fanni		2-8	1-3	0-0	0	1	1	4	5	1	0	0	0		28	
40	HOLSTON, Gabrielle		0-4	0-0	2-2	0	2	2	5	2	0	0	1	1		13	
	Team					1	4	5									
Totals			19-69	6-23	13-14	12	25	37	26	57	7	13	3	3		200	

1st - FG %: 5-16 31.3% 2nd: 3-15 20.0% 3rd: 9-21 42.9% 4th: 2-17 11.8% Game: 19-69 27.5% Deadball Rebounds 0
3FG %: 1-7 14.3% 2-5 40.0% 2-6 33.3% 1-5 20.0% 6-23 26.1%
FT %: 4-4 100.0% 2-3 66.7% 4-4 100.0% 13-14 92.9%

#2/2 South Carolina 88 • 11-0

#	Player		Total		3-Ptr		Rebounds			PF	TP	A TO Blk Stl				Min
			FG-FGA	FG-FGA	FT-FTA	Off	Def	Tot	A			TO	Blk	Stl		
22	WILSON, A'ja	f	7-10	0-0	1-1	3	7	10	2	15	0	2	2	1	22	
31	DOZIER, Asia	f	4-5	2-2	0-0	0	1	1	0	10	0	1	0	0	19	
41	COATES, Alaina	c	4-8	0-0	2-4	4	11	15	2	10	0	0	2	0	21	
25	SESSIONS, Khadijah	g	1-5	0-2	3-4	0	2	2	5	3	2	0	1	1	22	
05	MITCHELL, Tiffany	g	5-9	1-3	7-8	0	1	1	2	18	3	1	0	2	24	
00	COLLEY, Shay	g	1-2	1-2	0-0	1	0	1	1	3	4	1	0	0	16	
01	CUEVAS, Bianca		1-7	0-3	2-2	0	0	1	1	4	1	0	0	3	17	
23	DUCKETT, Kaydra		1-1	0-0	0-0	0	0	0	0	2	0	1	0	0	5	
03	ROY, Tina		1-5	1-4	0-0	1	2	3	0	3	0	2	0	0	12	
24	IMOVBIOH, Sarah		1-5	0-0	2-3	4	8	12	0	4	2	0	0	0	18	
40	WHITE, Jatarie		5-8	0-1	4-6	1	3	4	2	14	0	0	0	0	19	
44	FARMER, India		0-1	0-1	0-0	0	1	1	2	0	0	0	0	0	5	
	Team					1	2	3			1					



2015-16 South Carolina Basketball
#2/2 South Carolina Combined Team Statistics (as of Dec 22, 2015)
Home games



RECORD:	OVERALL	HOME	AWAY	NEUTRAL
ALL GAMES	6-0	6-0	0-0	0-0
CONFERENCE	0-0	0-0	0-0	0-0
NON-CONFERENCE	6-0	6-0	0-0	0-0

#	Player	gp-gs	min	avg	Total		3-Point		F-Throw		Rebounds				pf	dq	a	to	blk	stl	pts	avg
					fg-fga	fg%	3fg-fga	3fg%	ft-fa	ft%	off	def	tot	avg								
22	WILSON, A'ja	4-4	95	23.8	32-63	.508	0-0	.000	15-21	.714	19	24	43	10.8	7	0	5	6	14	4	79	19.8
41	COATES, Alaina	6-5	146	24.3	45-57	.789	0-0	.000	22-37	.595	21	42	63	10.5	13	0	2	12	17	7	112	18.7
25	MITCHELL, Tiffany	6-6	175	29.2	27-70	.386	14-34	.412	16-21	.762	10	14	24	4.0	11	0	17	17	3	9	84	14.0
24	IMOVBIQH, Sarah	6-3	102	17.0	19-25	.760	0-0	.000	12-18	.667	16	19	35	5.8	9	0	1	4	1	3	50	8.3
01	CUEVAS, Bianca	6-0	94	15.7	11-34	.324	3-13	.231	14-19	.737	0	10	10	1.7	6	0	8	12	0	3	39	6.5
05	SESSIONS, Khadijah	6-6	147	24.5	12-24	.500	2-5	.400	8-16	.500	3	13	16	2.7	14	0	20	9	0	13	34	5.7
31	DOZIER, Asia	6-2	120	20.0	10-23	.435	5-14	.357	4-4	1.000	2	7	9	1.5	6	0	21	7	0	3	29	4.8
23	ROY, Tina	6-4	104	17.3	9-29	.310	9-27	.333	0-0	.000	0	5	5	0.8	3	0	16	3	0	1	27	4.5
40	WHITE, Jatarie	6-0	100	16.7	9-27	.333	0-0	.000	5-7	.714	5	24	29	4.8	11	0	5	6	6	2	23	3.8
00	COLLEY, Shay	5-0	67	13.4	5-13	.385	2-6	.333	0-0	.000	2	6	8	1.6	8	0	5	10	1	4	12	2.4
03	DUCKETT, Kaydra	5-0	42	8.4	3-8	.375	1-3	.333	0-0	.000	1	5	6	1.2	6	0	5	1	1	2	7	1.4
44	FARMER, India	2-0	8	4.0	0-3	.000	0-2	.000	0-0	.000	1	1	2	1.0	0	0	0	0	2	0	0	0.0
Team											12	13	25					1				
Total.....		6	1200		182-376	.484	36-104	.346	96-143	.671	92	183	275	45.8	94	0	105	88	45	51	496	82.7
Opponents.....		6	1200		121-378	.320	26-89	.292	59-89	.663	80	111	191	31.8	129	4	51	94	29	53	327	54.5

Date	Opponent		Score	Att.
11/13/15	#6/10 OHIO STATE	w	88-80	16815
11/15/15	UNCG	w	92-44	13607
12/06/15	#14/13 DUKE	w	66-55	16429
12/13/15	WINTHROP	w	86-37	13409
12/16/15	HAMPTON	w	86-48	12117
12/22/15	ELON	w	78-63	13670



2015-16 South Carolina Basketball
#2/2 South Carolina Combined Team Statistics (as of Dec 20, 2015)
Away/Neutral



RECORD:	OVERALL	HOME	AWAY	NEUTRAL
ALL GAMES	6-0	0-0	3-0	3-0
CONFERENCE	0-0	0-0	0-0	0-0
NON-CONFERENCE	6-0	0-0	3-0	3-0

#	Player	gp-gs	min	avg	Total		3-Point		F-Throw		Rebounds				pf	dq	a	to	blk	stl	pts	avg
					fg-fga	fg%	3fg-fga	3fg%	ft-fa	ft%	off	def	tot	avg								
22	WILSON, A'ja	6-6	159	26.5	40-69	.580	0-0	.000	15-23	.652	12	37	49	8.2	16	1	8	11	16	4	95	15.8
25	MITCHELL, Tiffany	6-6	180	30.0	26-59	.441	8-25	.320	26-30	.867	6	9	15	2.5	9	0	9	14	0	9	86	14.3
01	CUEVAS, Bianca	6-0	120	20.0	25-55	.455	3-16	.188	13-18	.722	2	12	14	2.3	7	0	11	8	0	12	66	11.0
41	COATES, Alaina	6-6	140	23.3	21-41	.512	0-0	.000	5-13	.385	17	28	45	7.5	15	0	2	8	8	4	47	7.8
05	SESSIONS, Khadijah	6-6	141	23.5	10-23	.435	1-8	.125	9-11	.818	6	11	17	2.8	14	0	14	9	0	10	30	5.0
23	ROY, Tina	6-5	123	20.5	10-37	.270	9-29	.310	0-0	.000	2	12	14	2.3	3	0	13	6	1	2	29	4.8
31	DOZIER, Asia	6-1	76	12.7	8-20	.400	4-13	.308	3-4	.750	0	3	3	0.5	1	0	3	5	0	2	23	3.8
24	IMOVBIQH, Sarah	6-0	89	14.8	8-17	.471	0-0	.000	7-19	.368	18	21	39	6.5	6	0	2	3	0	3	23	3.8
40	WHITE, Jatarie	6-0	86	14.3	7-20	.350	0-1	.000	7-12	.583	7	14	21	3.5	15	0	4	2	2	0	21	3.5
00	COLLEY, Shay	6-0	75	12.5	6-18	.333	1-6	.167	5-8	.625	6	6	12	2.0	10	0	8	6	0	3	18	3.0
03	DUCKETT, Kaydra	2-0	6	3.0	1-1	1.000	0-0	.000	0-0	.000	0	0	0	0.0	0	0	0	1	0	0	2	1.0
44	FARMER, India	1-0	5	5.0	0-1	.000	0-1	.000	0-0	.000	0	1	1	1.0	2	0	0	0	0	0	0	0.0
Team											9	12	21					4				
Total.....		6	1200		162-361	.449	26-99	.263	90-138	.652	85	166	251	41.8	98	1	74	77	27	49	440	73.3
Opponents.....		6	1200		121-345	.351	34-104	.327	67-100	.670	71	135	206	34.3	133	4	66	91	10	32	343	57.2

Date	Opponent		Score	Att.
11/18/15	at Clemson	w	67-41	1030
11/22/15	at UCLA	w	68-65	2018
@ 11/27/15	vs #16/18 Arizona State	w	60-58	2020
@ 11/28/15	vs CSU Bakersfield	w	90-71	2152
@ 11/29/15	at Hawaii	w	67-51	2073
12/20/15	vs East Carolina	w	88-57	0



2015-16 South Carolina Basketball
#2/2 South Carolina Season Schedule/Results & Leaders (as of Dec 22, 2015)
All games



RECORD:	OVERALL	HOME	AWAY	NEUTRAL
ALL GAMES	12-0	6-0	3-0	3-0
CONFERENCE	0-0	0-0	0-0	0-0
NON-CONFERENCE	12-0	6-0	3-0	3-0

Date	Opponent		Score	Att.	High Points	High Rebounds
11/13/15	#6/10 OHIO STATE	w	88-80	16815	(20)WILSON, A'ja	(14)WILSON, A'ja
11/15/15	UNCG	w	92-44	13607	(19)WILSON, A'ja	(11)IMOVBIQH, Sarah
11/18/15	at Clemson	w	67-41	1030	(18)MITCHELL, Tiffany	(6)COATES, Alaina
						(6)IMOVBIQH, Sarah
						(6)WHITE, Jatarie
11/22/15	at UCLA	w	68-65	2018	(17)ROY, Tina	(12)COATES, Alaina
					(17)MITCHELL, Tiffany	
11/27/15	@vs #16/18 Arizona State	w	60-58	2020	(18)CUEVAS, Bianca	(11)WILSON, A'ja
					(18)WILSON, A'ja	
11/28/15	@vs CSU Bakersfield	w	90-71	2152	(26)WILSON, A'ja	(8)WILSON, A'ja
11/29/15	@at Hawaii	w	67-51	2073	(18)WILSON, A'ja	(5)WILSON, A'ja
12/06/15	#14/13 DUKE	w	66-55	16429	(28)WILSON, A'ja	(11)WILSON, A'ja
12/13/15	WINTHROP	w	86-37	13409	(29)COATES, Alaina	(16)COATES, Alaina
12/16/15	HAMPTON	w	86-48	12117	(22)COATES, Alaina	(12)COATES, Alaina
12/20/15	vs East Carolina	w	88-57		(18)MITCHELL, Tiffany	(15)COATES, Alaina
12/22/15	ELON	w	78-63	13670	(18)MITCHELL, Tiffany	(8)WILSON, A'ja
						(8)COATES, Alaina

* = Conference game

@ = Rainbow Wahine Showdown (Honolulu, Hawaii)

Attendance Summary	Games	Attend	Avg/Game
Home	6	86047	14341
Away	3	5121	1707
Neutral	3	4172	1391
Total	12	95340	7945



2015-16 South Carolina Basketball
#2/2 South Carolina Points-Rebounds-Assists (as of Dec 22, 2015)
All games



Opponent	Date	Score		00	01	03	05	22	23	24
				COLLEY,SHA	CUEVAS,BIA	DUCKETT,KA	SESSIONS,K	WILSON,A'J	ROY,TINA	IMOVBIQH,S
#6/10 OHIO STATE	11/13/15	88-80	w	0-0-0	5-0-1	0-0-0	12-3-3	20-14-0	3-1-1	8-10-0
UNCG	11/15/15	92-44	w	7-2-1	11-2-1	0-1-0	2-1-4	19-10-1	9-0-6	14-11-0
at Clemson	11/18/15	67-41	w	5-3-2	4-1-2	DNP	0-2-5	7-5-0	3-1-1	9-6-0
at UCLA	11/22/15	68-65	w	2-2-0	7-2-2	DNP	0-5-1	11-10-3	17-3-4	0-4-0
vs #16/18 Arizona State	11/27/15	60-58	w	0-1-0	18-2-0	DNP	6-3-0	18-11-1	3-2-3	1-8-0
vs CSU Bakersfield	11/28/15	90-71	w	6-2-2	20-4-6	DNP	8-1-1	26-8-4	3-5-3	6-5-0
at Hawaii	11/29/15	67-51	w	2-3-0	13-4-0	0-0-0	11-4-4	18-5-0	0-0-2	3-4-0
#14/13 DUKE	12/06/15	66-55	w	DNP	2-4-2	DNP	5-5-1	28-11-2	3-1-2	0-0-0
WINTHROP	12/13/15	86-37	w	3-4-4	13-2-1	2-2-3	4-1-6	DNP	3-0-3	7-4-1
HAMPTON	12/16/15	86-48	w	0-2-0	6-1-1	3-2-2	5-4-2	DNP	0-3-3	19-7-0
vs East Carolina	12/20/15	88-57	w	3-1-4	4-1-1	2-0-0	5-2-3	15-10-0	3-3-0	4-12-2
ELON	12/22/15	78-63	w	2-0-0	2-1-2	2-1-0	6-2-4	12-8-2	9-0-1	2-3-0

Opponent	Date	Score		25	31	40	41	44
				MITCHELL,T	DOZIER,ASI	WHITE,JATA	COATES,ALA	FARMER,IND
#6/10 OHIO STATE	11/13/15	88-80	w	15-3-3	4-0-1	4-3-2	17-13-0	DNP
UNCG	11/15/15	92-44	w	10-2-5	3-2-6	5-3-1	12-7-0	0-1-0
at Clemson	11/18/15	67-41	w	18-5-0	8-1-0	3-6-2	10-6-1	DNP
at UCLA	11/22/15	68-65	w	17-5-2	0-0-0	2-2-0	12-12-0	DNP
vs #16/18 Arizona State	11/27/15	60-58	w	6-1-1	2-1-0	0-2-0	6-7-1	DNP
vs CSU Bakersfield	11/28/15	90-71	w	13-1-1	0-0-0	2-5-1	6-4-0	DNP
at Hawaii	11/29/15	67-51	w	14-2-2	3-0-3	0-2-1	3-1-0	DNP
#14/13 DUKE	12/06/15	66-55	w	12-4-2	0-2-3	0-5-1	16-7-0	DNP
WINTHROP	12/13/15	86-37	w	12-5-3	9-2-3	4-9-1	29-16-0	0-1-0
HAMPTON	12/16/15	86-48	w	17-6-2	6-2-5	8-7-0	22-12-2	DNP
vs East Carolina	12/20/15	88-57	w	18-1-3	10-1-0	14-4-0	10-15-0	0-1-0
ELON	12/22/15	78-63	w	18-4-2	7-1-3	2-2-0	16-8-0	DNP



2015-16 South Carolina Basketball
#2/2 South Carolina Team Game-by-Game Comparison (as of Dec 22, 2015)
All games



Opponent	1st	2nd	Score	Mar	Total FG	FG Pct	3-Pointers	3FG Pct	Free Throws	FT Pct	Rebounds	Assist	T/Over	Block	Steal	Fouls	
#6/10 OHIO STATE	45/47	43/33	88-80	+8	31-69/26-80	.449/.325	3-11/10-23	.273/.435	23-35/18-20	.657/.900	51/42	+9	11/3	20/18	6/10	9/13	20/29
UNCG	53/25	39/19	92-44	+48	35-67/16-62	.522/.258	8-24/3-13	.333/.231	14-23/9-14	.609/.643	47/36	+11	25/4	10/21	10/2	15/6	15/21
Clemson	31/20	36/21	67-41	+26	23-63/14-43	.365/.326	7-25/3-7	.280/.429	14-28/10-14	.500/.714	41/36	+5	13/12	5/19	6/0	12/0	15/24
UCLA	32/31	36/34	68-65	+3	24-55/23-64	.436/.359	6-19/4-18	.316/.222	14-16/15-25	.875/.600	45/31	+14	12/10	2/19	4/3	6/13	19/21
#16/18 Arizona State	30/33	30/25	60-58	+2	24-58/21-61	.414/.344	1-11/8-20	.091/.400	11-16/8-14	.688/.571	42/39	+3	6/10	21/19	3/1	10/11	16/15
CSU Bakersfield	45/37	45/34	90-71	+19	35-64/25-58	.547/.431	3-12/8-18	.250/.444	17-31/13-15	.548/.867	39/30	+9	18/16	5/11	5/0	5/2	12/27
Hawaii	29/22	38/29	67-51	+16	25-55/19-50	.455/.380	4-14/5-18	.286/.278	13-19/8-18	.684/.444	30/33	(3)	12/11	14/20	5/3	9/3	22/20
#14/13 DUKE	30/26	36/29	66-55	+11	24-57/21-59	.421/.356	2-10/3-10	.200/.300	16-28/10-13	.571/.769	43/36	+7	13/9	14/15	5/6	8/8	16/21
WINTHROP	47/13	39/24	86-37	+49	34-62/16-64	.548/.250	9-24/1-9	.375/.111	9-12/4-15	.750/.267	48/32	+16	25/9	13/14	16/4	10/9	13/16
HAMPTON	30/18	56/30	86-48	+38	28-58/19-61	.483/.311	6-16/5-21	.375/.238	24-31/5-8	.774/.625	52/19	+33	17/12	17/9	2/6	3/10	13/25
East Carolina	44/26	44/31	88-57	+31	31-66/19-69	.470/.275	5-18/6-23	.278/.261	21-28/13-14	.750/.929	54/37	+17	13/7	11/13	4/3	7/3	14/26
ELON	35/31	43/32	78-63	+15	30-63/23-52	.476/.442	8-19/4-13	.421/.308	10-14/13-19	.714/.684	34/26	+8	14/14	14/17	6/1	6/7	17/17

Note: Game totals are displayed in the format TEAM/OPPONENT for each category



2015-16 South Carolina Basketball
#2/2 South Carolina Combined Team Statistics (as of Dec 22, 2015)
All games



RECORD:	OVERALL	HOME	AWAY	NEUTRAL
ALL GAMES	12-0	6-0	3-0	3-0
CONFERENCE	0-0	0-0	0-0	0-0
NON-CONFERENCE	12-0	6-0	3-0	3-0

##	Player	gp-gs	min	avg	Total		3-Point		F-Throw		Rebounds				pf	dq	a	to	blk	stl	pts	avg
					fg-fga	fg%	3fg-fga	3fg%	ft-fa	ft%	off	def	tot	avg								
22	WILSON, A'ja	10-10	254	25.4	72-132	.545	0-0	.000	30-44	.682	31	61	92	9.2	23	1	13	17	30	8	174	17.4
25	MITCHELL, Tiffany	12-12	355	29.6	53-129	.411	22-59	.373	42-51	.824	16	23	39	3.3	20	0	26	31	3	18	170	14.2
41	COATES, Alaina	12-11	286	23.8	66-98	.673	0-0	.000	27-50	.540	38	70	108	9.0	28	0	4	20	25	11	159	13.3
01	CUEVAS, Bianca	12-0	214	17.8	36-89	.404	6-29	.207	27-37	.730	2	22	24	2.0	13	0	19	20	0	15	105	8.8
24	IMOVBIQH, Sarah	12-3	191	15.9	27-42	.643	0-0	.000	19-37	.514	34	40	74	6.2	15	0	3	7	1	6	73	6.1
05	SESSIONS, Khadijah	12-12	288	24.0	22-47	.468	3-13	.231	17-27	.630	9	24	33	2.8	28	0	34	18	0	23	64	5.3
23	ROY, Tina	12-9	227	18.9	19-66	.288	18-56	.321	0-0	.000	2	17	19	1.6	6	0	29	9	1	3	56	4.7
31	DOZIER, Asia	12-3	196	16.3	18-43	.419	9-27	.333	7-8	.875	2	10	12	1.0	7	0	24	12	0	5	52	4.3
40	WHITE, Jatarie	12-0	186	15.5	16-47	.340	0-1	.000	12-19	.632	12	38	50	4.2	26	0	9	8	8	2	44	3.7
00	COLLEY, Shay	11-0	142	12.9	11-31	.355	3-12	.250	5-8	.625	8	12	20	1.8	18	0	13	16	1	7	30	2.7
03	DUCKETT, Kaydra	7-0	48	6.9	4-9	.444	1-3	.333	0-0	.000	1	5	6	0.9	6	0	5	2	1	2	9	1.3
44	FARMER, India	3-0	13	4.3	0-4	.000	0-3	.000	0-0	.000	1	2	3	1.0	2	0	0	0	2	0	0	0.0
Team											21	25	46				5					
Total.....		12	2400		344-737	.467	62-203	.305	186-281	.662	177	349	526	43.8	192	1	179	165	72	100	936	78.0
Opponents.....		12	2400		242-723	.335	60-193	.311	126-189	.667	151	246	397	33.1	262	8	117	185	39	85	670	55.8

TEAM STATISTICS	SC	OPP	Date	Opponent	Score	Att.
SCORING	936	670	11/13/15	#6/10 OHIO STATE	w 88-80	16815
Points per game	78.0	55.8	11/15/15	UNCG	w 92-44	13607
Scoring margin	+22.2	-	11/18/15	at Clemson	w 67-41	1030
FIELD GOALS-ATT	344-737	242-723	11/22/15	at UCLA	w 68-65	2018
Field goal pct	.467	.335	@ 11/27/15	vs #16/18 Arizona State	w 60-58	2020
3 POINT FG-ATT	62-203	60-193	@ 11/28/15	vs CSU Bakersfield	w 90-71	2152
3-point FG pct	.305	.311	@ 11/29/15	at Hawaii	w 67-51	2073
3-pt FG made per game	5.2	5.0	12/06/15	#14/13 DUKE	w 66-55	16429
FREE THROWS-ATT	186-281	126-189	12/13/15	WINTHROP	w 86-37	13409
Free throw pct	.662	.667	12/16/15	HAMPTON	w 86-48	12117
F-Throws made per game	15.5	10.5	12/20/15	vs East Carolina	w 88-57	0
REBOUNDS	526	397	12/22/15	ELON	w 78-63	13670
Rebounds per game	43.8	33.1				
Rebounding margin	+10.8	-				
ASSISTS	179	117				
Assists per game	14.9	9.8				
TURNOVERS	165	185				
Turnovers per game	13.8	15.4				
Turnover margin	+1.7	-				
Assist/turnover ratio	1.1	0.6				
STEALS	100	85				
Steals per game	8.3	7.1				
BLOCKS	72	39				
Blocks per game	6.0	3.3				
ATTENDANCE	86047	9293				
Home games-Avg/Game	6-14341	3-1707				
Neutral site-Avg/Game	-	3-1391				

* = Conference game
 @ = Rainbow Wahine Showdown (Honolulu, Hawaii)

Score by Periods	1st	2nd	3rd	4th	Totals
#2/2 South Carolina	237	214	253	232	936
Opponents	175	154	179	162	670