



# 2011-12 SOUTH CAROLINA BASKETBALL

## OPENING TIP

**Date:** Saturday, December 31, 2011  
**Tipoff:** 12 p.m. ET  
**Location:** Columbia, S.C.  
**Arena:** Colonial Life Arena  
**Series:** South Carolina leads, 2-0  
**Television:** SportSouth (check local listings)  
**Talent:** Andy Demetra (pxp), Eddie Fogler (analyst)  
**Radio:** Derek Scott (pxp), Casey Manning (analyst)

## GAME 13

## 2011-12 SCHEDULE

| DATE   | OPPONENT (TV)                   | TIME/RESULT |
|--|---------------------------------|-------------|
| Nov. 3   | Kentucky Wesleyan & (SS)        | W, 69-59    |
| Nov. 11  | Western Carolina (SS)           | W, 75-50    |
| Nov. 15  | at Elon (SS)                    | L, 58-53    |
| <i>Continental Tire Las Vegas Invitational</i> |                                 |             |
| Nov. 20  | Tennessee State (SS)            | L, 64-63    |
| Nov. 22  | Mississippi Valley State (SS)   | W, 61-57    |
| Nov. 25  | No. 1 North Carolina (ESPN2)    | L, 87-62    |
| Nov. 26  | Southern California (ESPN3.com) | L, 63-60    |
| <i>Big East/SEC Challenge</i>                  |                                 |             |
| Dec. 1   | Providence (ESPN)               | L, 76-67    |
| Dec. 4   | at Clemson (ESPN)               | W, 58-55    |
| Dec. 13  | Presbyterian (SS)               | W, 66-58    |
| Dec. 17  | No. 2 Ohio State (ESPN)         | L, 66-7     |
| Dec. 21  | Southeastern Louisiana (SS)     | W, 62-43    |
| Dec. 28  | Wofford (CSS)                   | W, 57-45    |
| Dec. 31  | USC Upstate (SS)                | 12 p.m.     |
| Jan. 3   | SC State                        | 7 p.m.      |
| Jan. 7   | at Kentucky* (SECN)             | 4 p.m.      |
| Jan. 10  | Vanderbilt* (ESPN)              | 9 p.m.      |
| Jan. 14  | Florida* (CSS)                  | 7 p.m.      |
| Jan. 21  | at Auburn* (SECN)               | 1:30 p.m.   |
| Jan. 25  | Alabama* (SECN)                 | 8 p.m.      |
| Jan. 28  | at Ole Miss* (FSN)              | 7 p.m.      |
| Feb. 2   | at Florida* (ESPN/ESPN2)        | 9 p.m.      |
| Feb. 4   | Kentucky* (ESPN/ESPN2)          | 6 p.m.      |
| Feb. 8   | at Tennessee* (SECN)            | 8 p.m.      |
| Feb. 11  | at Arkansas* (SECN)             | 1:30 p.m.   |
| Feb. 15  | Georgia* (CSS)                  | 7 p.m.      |
| Feb. 18  | LSU* (SECN)                     | 1:30 p.m.   |
| Feb. 22  | at Vanderbilt* (SECN)           | 8 p.m.      |
| Feb. 25  | Tennessee* (FSN)                | 8 p.m.      |
| Feb. 29  | Mississippi State* (SECN)       | 8 p.m.      |
| March 3  | at Georgia* (SECN)              | 1:30 p.m.   |
| <i>SEC Tournament</i>                          |                                 |             |
| March 10                                       | First Round (SECN)              | TBA         |
| March 11                                       | Quarterfinals (SECN)            | TBA         |
| March 12                                       | Semifinals (ABC)                | TBA         |
| March 13                                       | Finals (ABC)                    | TBA         |

All home games in **bold** | All times listed Eastern  
 \* indicates SEC contest | & indicates exhibition | **SS**-SportSouth | **SECN**-SEC Network | **CSS**-CharterSports SE



**SOUTH CAROLINA**  
**GAMECOCKS**  
**(6-6)**

**Ranking:** AP/Coaches (-/-)  
**Last Five:** 4-1  
**Head Coach:** Darrin Horn  
**Record at SC:** 56-48 (4th)  
**Career Rec.:** 167-96 (9th)  
**vs. UPSTATE:** 2-0  
**SID:** Emily Feeny

**Stat Leaders (per game):**  
**Points:** Cooke (12.3)  
**Rebounds:** Gill (5.4)  
**Assists:** Jackson (2.2)  
**Blocks:** Harris (2.2)  
**Steals:** Cooke (2.2)

- VS -

**USC UPSTATE**  
**SPARTANS**  
**(8-5)**



**Ranking:** AP/Coaches (-/-)  
**Last Five:** 2-3  
**Head Coach:** Eddie Payne  
**Record at Upstate:** 128-151 (10th)  
**Career Rec.:** 388-384 (27th)  
**vs. SC:** 0-2  
**SID:** Alex Edwards

**Stat Leaders (per game):**  
**Points:** Craig (16.2)  
**Rebounds:** Craig (7.4)  
**Assists:** Blessing (2.2)  
**Blocks:** Craig (1.2)  
**Steals:** Greene (1.6)

## PROBABLE STARTERS (BASED ON PREVIOUS GAME)

| South Carolina           | Ht.  | Wt. | Yr.   | Hometown           | PPG  | RPG | MPG  |
|--------------------------|------|-----|-------|--------------------|------|-----|------|
| G - #5, Eric Smith       | 5-11 | 210 | So.   | Mullins, S.C.      | 7.5  | 1.4 | 21.8 |
| F - #30, Lakeem Jackson  | 6-5  | 238 | Jr.   | Charlotte, N.C.    | 5.4  | 3.8 | 22.2 |
| F - #13, Anthony Gill    | 6-8  | 235 | Fr.   | Charlotte, N.C.    | 9.3  | 5.2 | 23.7 |
| F - #15, Malik Cooke     | 6-6  | 215 | R-Sr. | Charlotte, N.C.    | 13.2 | 4.6 | 30.4 |
| F - #24, Damontre Harris | 6-9  | 226 | So.   | Fayetteville, N.C. | 5.5  | 4.7 | 23.2 |

| USC Upstate              | Ht. | Wt. | Yr.   | Hometown              | PPG  | RPG | MPG  |
|--------------------------|-----|-----|-------|-----------------------|------|-----|------|
| F - #12, Ricardo Glenn   | 6-8 | 246 | R-So. | Augusta, Ga.          | 10.0 | 5.8 | 20.2 |
| F - #23, Torrey Craig    | 6-6 | 215 | So.   | Great Falls, S.C.     | 16.2 | 7.4 | 26.8 |
| F - #32, Chalmers Rogers | 6-7 | 200 | Sr.   | Fort Mill, S.C.       | 2.8  | 1.8 | 14.2 |
| G - #5, Ty Greene        | 6-2 | 180 | Fr.   | Knoxville, Tenn.      | 10.6 | 2.9 | 27.8 |
| G - #31, Mario Blessing  | 6-2 | 165 | Fr.   | Kusterdingen, Germany | 3.9  | 1.7 | 21.8 |

## CAROLINA QUICK HITS

- South Carolina is in its 104th season of basketball.
- The Gamecocks are led by fourth-year head coach Darrin Horn.
- South Carolina continues its longest homestand of the season when it hosts USC Upstate on Saturday. The Gamecocks own a 2-0 all-time record against the Spartans.
- Sophomore guard Bruce Ellington will miss Saturday's contest vs. USC Upstate as he prepares with the Gamecock football team to compete in the Jan. 2, Capital One Bowl in Orlando. Ellington, a football SEC All-Freshman team member, posted 707 all purpose yards during the 2011 football season for Carolina.
- Paced by Bruce Ellington's season high 17 points and Damien Leonards 14 points in 16 minutes, South Carolina earned a 57-45 victory over intrastate rival Wofford on Wednesday at Colonial Life Arena in the first game following the break for the holiday. South Carolina hit a season high 11 3s in the contest, including five by Ellington and four from Leonard.
- Sophomore forward Damontre Harris matched his career high with five blocks vs. Wofford. His season total of 26 blocks in 12 games (2.2 per game) matches his total from last season, which he posted in 29 games (0.9 per game).
- SE Louisiana's 26 turnovers on Dec. 21 marked the second-most by a Gamecock opponent under the direction of Darrin Horn. The most opponent giveaways under Horn was 34 by NC Central on Dec. 16, 2008. It also marked a South Carolina opponent record for turnovers in a contest.
- South Carolina ranks fifth in the SEC and among the nation's top 30 with 5.5 blocks per game.
- The Gamecocks are just two contests away from opening up SEC play at No. 3 Kentucky on Jan. 7. It will mark the fourth time in its history that South Carolina will face Kentucky to open the SEC season.
- South Carolina ranks first in the SEC in rebounding defense, as Carolina opponents collect just 31.8 rebounds per game. The Gamecocks have out-rebounded seven of 12 opponents this season.
- Sophomore point guard Bruce Ellington made his return to the practice court with the Gamecock hoops team on Nov. 28. Ellington is also a member of the Gamecock football team. To date, Ellington has scored two touchdowns this season, including a 49-yard reception for a score vs. Clemson on Dec. 4.
- In games it has won this season, South Carolina holds a +11.8 scoring margin over its opponents. To compare, in games it has lost, Gamecock opponents score 8.5 more points per game.
- South Carolina is 282-267 (.513) all-time in the month of December. South Carolina earned a 4-2 mark last season during the month.
- South Carolina owns a 19-8 (.703) all-time record against current schools in the Atlantic Sun Conference. South Carolina's last win against an A-Sun squad came in a 57-41 victory over USC Upstate on Nov. 23, 2010. Carolina's last loss to an opponent from the league came in a 73-72 overtime loss to Campbell on Jan. 12, 1994.



# SOUTH CAROLINA GAMECOCKS

OVERALL: 6-6; SEC: 0-0; HOME: 5-3; AWAY: 1-1; NEUTRAL: 0-2

| 1    |      | <b>BRENTON WILLIAMS</b> - So. - G - 5-11 - 172 - Kissimmee, Fla.   | <table border="1"> <thead> <tr> <th>MIN</th> <th>PTS</th> <th>RBS</th> <th>AST</th> <th>FG%</th> <th>3FG%</th> <th>FT%</th> </tr> </thead> <tbody> <tr> <td>9.8</td> <td>3.8</td> <td>0.6</td> <td>0.2</td> <td>38.9</td> <td>25.0</td> <td>75.0</td> </tr> </tbody> </table>   | MIN  | PTS  | RBS  | AST | FG% | 3FG% | FT% | 9.8  | 3.8  | 0.6 | 0.2 | 38.9 | 25.0 | 75.0 | <ul style="list-style-type: none"> <li>Junior college transfer from Santa Fe College</li> <li>Explosive in season opener versus Western Carolina, scoring 13 points on 5-of-8 field goals ... Also collected 5 steals vs. WCU</li> <li>Returned to game action vs. Presbyterian after missing previous five games due to a left knee sprain suffered on Nov. 20 vs. Tenn State</li> </ul>  |
|------|------|--|---|------|------|------|-----|-----|------|-----|------|------|-----|-----|------|------|------|--|
| MIN  | PTS  | RBS  | AST   | FG%  | 3FG% | FT%  |     |     |      |     |      |      |     |     |      |      |      |  |
| 9.8  | 3.8  | 0.6  | 0.2   | 38.9 | 25.0 | 75.0 |     |     |      |     |      |      |     |     |      |      |      |  |
| 2    |      | <b>BRIAN RICHARDSON</b> - So. - G - 6-4 - 171 - Wilson, N.C.       | <table border="1"> <thead> <tr> <th>MIN</th> <th>PTS</th> <th>RBS</th> <th>AST</th> <th>FG%</th> <th>3FG%</th> <th>FT%</th> </tr> </thead> <tbody> <tr> <td>15.1</td> <td>3.6</td> <td>1.6</td> <td>0.8</td> <td>27.0</td> <td>17.9</td> <td>66.7</td> </tr> </tbody> </table>  | MIN  | PTS  | RBS  | AST | FG% | 3FG% | FT% | 15.1 | 3.6  | 1.6 | 0.8 | 27.0 | 17.9 | 66.7 | <ul style="list-style-type: none"> <li>After a slow start to the season, has steadied offensively over the course of the last four games, averaging 7.0 points and 3.0 rebounds</li> <li>Tallied a season high 12 points vs. Southern Cal on Nov. 26</li> <li>Matched career high with two steals vs. Presbyterian on Dec. 13</li> </ul>   |
| MIN  | PTS  | RBS  | AST   | FG%  | 3FG% | FT%  |     |     |      |     |      |      |     |     |      |      |      |  |
| 15.1 | 3.6  | 1.6  | 0.8   | 27.0 | 17.9 | 66.7 |     |     |      |     |      |      |     |     |      |      |      |  |
| 5    |      | <b>ERIC SMITH</b> - So. - G - 5-11 - 210 - Mullins, S.C.           | <table border="1"> <thead> <tr> <th>MIN</th> <th>PTS</th> <th>RBS</th> <th>AST</th> <th>FG%</th> <th>3FG%</th> <th>FT%</th> </tr> </thead> <tbody> <tr> <td>21.4</td> <td>6.8</td> <td>1.3</td> <td>1.8</td> <td>47.0</td> <td>44.4</td> <td>36.4</td> </tr> </tbody> </table>  | MIN  | PTS  | RBS  | AST | FG% | 3FG% | FT% | 21.4 | 6.8  | 1.3 | 1.8 | 47.0 | 44.4 | 36.4 | <ul style="list-style-type: none"> <li>Ranks tied for fifth in the SEC and team leader (at least 10 attempts) with a 48.3 field goal percentage from 3-point range</li> <li>Scored with 25.9 seconds on the clock, crucial shot in victory at Clemson</li> <li>Top game of the season, scored career high 18 points vs. Tenn State</li> <li>Scored seven points and collected two steals vs. SE La. on Dec. 21</li> </ul>                      |
| MIN  | PTS  | RBS  | AST   | FG%  | 3FG% | FT%  |     |     |      |     |      |      |     |     |      |      |      |  |
| 21.4 | 6.8  | 1.3  | 1.8   | 47.0 | 44.4 | 36.4 |     |     |      |     |      |      |     |     |      |      |      |  |
| 13   |      | <b>ANTHONY GILL</b> - Fr. - F - 6-8 - 235 - Charlotte, N.C.        | <table border="1"> <thead> <tr> <th>MIN</th> <th>PTS</th> <th>RBS</th> <th>AST</th> <th>FG%</th> <th>3FG%</th> <th>FT%</th> </tr> </thead> <tbody> <tr> <td>24.3</td> <td>8.7</td> <td>5.4</td> <td>1.6</td> <td>52.9</td> <td>75.0</td> <td>70.6</td> </tr> </tbody> </table>  | MIN  | PTS  | RBS  | AST | FG% | 3FG% | FT% | 24.3 | 8.7  | 5.4 | 1.6 | 52.9 | 75.0 | 70.6 | <ul style="list-style-type: none"> <li>Consistent performer through early part of the season; ranks second on the team with 9.3 points per game and first with 5.2 rebounds per game</li> <li>Key contributor in win at Clemson; scoring five points in final five minutes</li> <li>Posted 11 points in the second half, collecting four rebounds vs. #2 Ohio State</li> <li>Collected team high eight rebounds in win over Wofford</li> </ul> |
| MIN  | PTS  | RBS  | AST   | FG%  | 3FG% | FT%  |     |     |      |     |      |      |     |     |      |      |      |  |
| 24.3 | 8.7  | 5.4  | 1.6   | 52.9 | 75.0 | 70.6 |     |     |      |     |      |      |     |     |      |      |      |  |
| 15   |      | <b>MALIK COOKE</b> - R-Sr. - F - 6-6 - 215 - Charlotte, N.C.       | <table border="1"> <thead> <tr> <th>MIN</th> <th>PTS</th> <th>RBS</th> <th>AST</th> <th>FG%</th> <th>3FG%</th> <th>FT%</th> </tr> </thead> <tbody> <tr> <td>30.7</td> <td>12.3</td> <td>4.4</td> <td>1.9</td> <td>43.5</td> <td>34.5</td> <td>80.0</td> </tr> </tbody> </table> | MIN  | PTS  | RBS  | AST | FG% | 3FG% | FT% | 30.7 | 12.3 | 4.4 | 1.9 | 43.5 | 34.5 | 80.0 | <ul style="list-style-type: none"> <li>Lone senior on the team; emerged into team leader over the summer and throughout fall practice and training</li> <li>Matched season high with 21 points, including 9-of-10 from free throw line vs. #2 Ohio State; twice had to leave due to cut above eye, but returned to court</li> <li>Team high 14 points vs. SE La. on Dec. 21</li> </ul>   |
| MIN  | PTS  | RBS  | AST   | FG%  | 3FG% | FT%  |     |     |      |     |      |      |     |     |      |      |      |  |
| 30.7 | 12.3 | 4.4  | 1.9   | 43.5 | 34.5 | 80.0 |     |     |      |     |      |      |     |     |      |      |      |  |
| 23   |      | <b>BRUCE ELLINGTON</b> - So. - G - 5-9 - 197 - Moncks Corner, S.C. | <table border="1"> <thead> <tr> <th>MIN</th> <th>PTS</th> <th>RBS</th> <th>AST</th> <th>FG%</th> <th>3FG%</th> <th>FT%</th> </tr> </thead> <tbody> <tr> <td>24.0</td> <td>9.5</td> <td>1.8</td> <td>1.5</td> <td>36.4</td> <td>36.0</td> <td>80.0</td> </tr> </tbody> </table>  | MIN  | PTS  | RBS  | AST | FG% | 3FG% | FT% | 24.0 | 9.5  | 1.8 | 1.5 | 36.4 | 36.0 | 80.0 | <ul style="list-style-type: none"> <li>Named to the 2011 SEC All-Freshman Team; led the Gamecocks in scoring last season with 12.8 points per game</li> <li>Returned to the hoops team for Nov. 28th practice; first game vs. Providence</li> <li>Hit winning free throws vs. Clemson with 13.0 seconds on the clock</li> <li>Top overall game of the season vs. Wofford with 17 points, three rebounds</li> </ul>                             |
| MIN  | PTS  | RBS  | AST   | FG%  | 3FG% | FT%  |     |     |      |     |      |      |     |     |      |      |      |  |
| 24.0 | 9.5  | 1.8  | 1.5   | 36.4 | 36.0 | 80.0 |     |     |      |     |      |      |     |     |      |      |      |  |
| 24   |      | <b>DAMONTRE HARRIS</b> - So. - F - 6-9 - 226 - Fayetteville, N.C.  | <table border="1"> <thead> <tr> <th>MIN</th> <th>PTS</th> <th>RBS</th> <th>BLK</th> <th>FG%</th> <th>3FG%</th> <th>FT%</th> </tr> </thead> <tbody> <tr> <td>23.7</td> <td>5.6</td> <td>4.9</td> <td>2.2</td> <td>48.2</td> <td>0.0</td> <td>72.2</td> </tr> </tbody> </table>   | MIN  | PTS  | RBS  | BLK | FG% | 3FG% | FT% | 23.7 | 5.6  | 4.9 | 2.2 | 48.2 | 0.0  | 72.2 | <ul style="list-style-type: none"> <li>Top offensive game of the season came in 15-point effort vs. So. Cal on Nov. 26</li> <li>Tied for team lead with 10 points in win at Clemson</li> <li>Blocked five shots in contests at Clemson and vs. Presbyterian</li> <li>Collected team high seven rebounds vs. SE La. on Dec. 21</li> <li>Matched career high with five blocks vs. Wofford; 7 rebounds and 2 assists</li> </ul>                   |
| MIN  | PTS  | RBS  | BLK   | FG%  | 3FG% | FT%  |     |     |      |     |      |      |     |     |      |      |      |  |
| 23.7 | 5.6  | 4.9  | 2.2   | 48.2 | 0.0  | 72.2 |     |     |      |     |      |      |     |     |      |      |      |  |
| 30   |      | <b>LAKEEM JACKSON</b> - Jr. - F - 6-5 - 238 - Charlotte, N.C.      | <table border="1"> <thead> <tr> <th>MIN</th> <th>PTS</th> <th>RBS</th> <th>AST</th> <th>FG%</th> <th>3FG%</th> <th>FT%</th> </tr> </thead> <tbody> <tr> <td>22.3</td> <td>5.4</td> <td>3.7</td> <td>2.2</td> <td>56.9</td> <td>0.0</td> <td>41.2</td> </tr> </tbody> </table>   | MIN  | PTS  | RBS  | AST | FG% | 3FG% | FT% | 22.3 | 5.4  | 3.7 | 2.2 | 56.9 | 0.0  | 41.2 | <ul style="list-style-type: none"> <li>Experienced junior who saw time early at the point guard position while Ellington was competing with the football team</li> <li>Posted six points vs. #2 Ohio State</li> <li>Tallied six points and collected six rebounds vs. SE La. on Dec. 21</li> <li>Solid in win over Wofford; six points, four assists</li> </ul>  |
| MIN  | PTS  | RBS  | AST   | FG%  | 3FG% | FT%  |     |     |      |     |      |      |     |     |      |      |      |  |
| 22.3 | 5.4  | 3.7  | 2.2   | 56.9 | 0.0  | 41.2 |     |     |      |     |      |      |     |     |      |      |      |  |
| 32   |      | <b>DAMIEN LEONARD</b> - Fr. - G - 6-4 - 192 - Greenville, S.C.     | <table border="1"> <thead> <tr> <th>MIN</th> <th>PTS</th> <th>RBS</th> <th>AST</th> <th>FG%</th> <th>3FG%</th> <th>FT%</th> </tr> </thead> <tbody> <tr> <td>20.0</td> <td>7.3</td> <td>1.3</td> <td>0.3</td> <td>29.8</td> <td>31.4</td> <td>64.3</td> </tr> </tbody> </table>  | MIN  | PTS  | RBS  | AST | FG% | 3FG% | FT% | 20.0 | 7.3  | 1.3 | 0.3 | 29.8 | 31.4 | 64.3 | <ul style="list-style-type: none"> <li>Top game of the season came in 16-point effort vs. MVSU, followed by a 15-point performance vs. top-ranked North Carolina</li> <li>Tallied seven points and three rebounds vs. #2 Ohio State</li> <li>Posted eight points in 14 minutes vs. SE La. on Dec. 21</li> <li>Tallied 14 points off the bench, hitting four 3s vs. Wofford</li> </ul>  |
| MIN  | PTS  | RBS  | AST   | FG%  | 3FG% | FT%  |     |     |      |     |      |      |     |     |      |      |      |  |
| 20.0 | 7.3  | 1.3  | 0.3   | 29.8 | 31.4 | 64.3 |     |     |      |     |      |      |     |     |      |      |      |  |
| 33   |      | <b>RJ SLAWSON</b> - So. - F - 6-8 - 207 - Charleston, S.C.         | <table border="1"> <thead> <tr> <th>MIN</th> <th>PTS</th> <th>RBS</th> <th>BLK</th> <th>FG%</th> <th>3FG%</th> <th>FT%</th> </tr> </thead> <tbody> <tr> <td>18.8</td> <td>5.6</td> <td>3.9</td> <td>0.9</td> <td>43.1</td> <td>31.3</td> <td>63.2</td> </tr> </tbody> </table>  | MIN  | PTS  | RBS  | BLK | FG% | 3FG% | FT% | 18.8 | 5.6  | 3.9 | 0.9 | 43.1 | 31.3 | 63.2 | <ul style="list-style-type: none"> <li>Suffered a right foot strain vs. Providence on Dec. 1, but was available vs. Clemson</li> <li>Named to Continental Tire Las Vegas Invitational All-Tournament Team</li> <li>Collected first career double-double with 13 points and 14 rebounds vs. UNC</li> <li>Seven points and two assists in win vs. Wofford</li> </ul>   |
| MIN  | PTS  | RBS  | BLK   | FG%  | 3FG% | FT%  |     |     |      |     |      |      |     |     |      |      |      |  |
| 18.8 | 5.6  | 3.9  | 0.9   | 43.1 | 31.3 | 63.2 |     |     |      |     |      |      |     |     |      |      |      |  |
| 45   |      | <b>CARLTON GEATHERS</b> - R-Fr. - 6-10 - 250 - Georgetown, S.C.    | <table border="1"> <thead> <tr> <th>MIN</th> <th>PTS</th> <th>RBS</th> <th>BLK</th> <th>FG%</th> <th>3FG%</th> <th>FT%</th> </tr> </thead> <tbody> <tr> <td>7.8</td> <td>0.9</td> <td>2.1</td> <td>0.8</td> <td>36.4</td> <td>0.0</td> <td>75.0</td> </tr> </tbody> </table>    | MIN  | PTS  | RBS  | BLK | FG% | 3FG% | FT% | 7.8  | 0.9  | 2.1 | 0.8 | 36.4 | 0.0  | 75.0 | <ul style="list-style-type: none"> <li>Redshirt-freshman forward who will see first action of his career in 2011-12</li> <li>Has played well defensively, blocking an average of 1.0 shots per game; with season highs of three blocks vs. Mississippi Valley State and Providence</li> <li>Blocked one shot vs. #2 Ohio State</li> <li>Scored four points and collected four rebounds vs. SE La. on Dec. 21</li> </ul>                        |
| MIN  | PTS  | RBS  | BLK   | FG%  | 3FG% | FT%  |     |     |      |     |      |      |     |     |      |      |      |  |
| 7.8  | 0.9  | 2.1  | 0.8   | 36.4 | 0.0  | 75.0 |     |     |      |     |      |      |     |     |      |      |      |  |

## INTERVIEW POLICIES

All interview requests must be made in advance to SID Emily Feeney in the South Carolina Media Relations Office. Beginning with the start of practice in October, Feeney will release a weekly coach and player availability schedule to media no later than 9 a.m. each Monday morning during the season.

**Post-Game Interview Policy:** After each home game, the visiting coach will address the media first, followed by South Carolina head coach Darrin Horn and then South Carolina players. (Depending on deadline and during non-conference season, this may be altered on a game-by-game basis)

**Road Interview Policy:** Interviews with Coach Horn while on the road will be scheduled according to the home post-game media procedure. No player interviews are allowed until after the game once the team leaves Columbia.

All interviews are to be coordinated through the Media Relations Office. This allows the staff to arrange the interview when it best suits the student-athlete's and the reporter's schedules. Please contact the Media Relations Office in advance to make your interview requests. Media are not permitted to contact student-athletes on their own at any time.

All interviews will take place at the designated media interview site for that day as listed in the weekly availability schedule or in the Media Relations Office.

Dormitory, apartment and cell phone numbers for student-athletes will not be provided to the media. Should you need to conduct a telephone interview with a student-athlete, a call will be placed to you from the student-athlete at a mutually agreeable time.

## SOUTH CAROLINA MEDIA RELATIONS

**Emily Feeney, primary contact**

Assistant Director

cell: 803-727-3284

e-mail: efeeney@mailbox.sc.edu

Website: www.GamecocksOnline.com

Facebook: www.Facebook.com/gamecocksonline

Twitter: @GamecockMBB

## 2011-12 STAT COMPARISON

|                                | SC   | UPSTATE |
|--------------------------------|------|---------|
| Record                         | 6-6  | 8-5     |
| Conference Record              | -    | -       |
| Current Streak                 | W2   | W2      |
| Scoring Avg.                   | 62.5 | 73.7    |
| Opponent Scoring Avg.          | 60.8 | 69.9    |
| Scoring Margin                 | +1.7 | +3.8    |
| Field Goal %                   | .418 | .459    |
| Opponent Field Goal %          | .430 | .486    |
| 3-Point Field Goal %           | .330 | .313    |
| Opponent 3-Point Field Goal %  | .384 | .377    |
| 3-Point Field Goal Made PG     | 6.4  | 5.4     |
| 3-Point Field Goal Attempts PG | 19.4 | 17.2    |
| Free Throw %                   | .683 | .672    |
| Opponent Free Throw %          | .658 | .692    |
| Rebounding Avg.                | 32.8 | 35.4    |
| Opponent Rebounding Avg.       | 31.8 | 29.8    |
| Rebounding Margin              | +1.0 | +5.6    |
| Turnovers Avg.                 | 13.1 | 15.7    |
| Opponent Turnover Avg.         | 14.8 | 17.9    |
| Assists Avg.                   | 10.6 | 13.0    |
| Blocks Avg.                    | 5.5  | 3.2     |
| Steals Avg.                    | 6.9  | 9.4     |

## WEEKLY MEDIA AVAILABILITY (DEC. 11-DEC. 17)

| SUNDAY<br>Dec. 25 | MONDAY<br>Dec. 26 | TUESDAY<br>Dec. 27                     | WEDNESDAY<br>Dec. 28    | THURSDAY<br>Dec. 29 | FRIDAY<br>Dec. 30   | SATURDAY<br>Dec. 31                      |
|-------------------|-------------------|--|-------------------------|---------------------|---|--|
| No Availability   | No Availability   | Darrin Horn<br>Teleconference<br>3 p.m | vs. Wofford<br>W, 57-45 | No Availability     | Darrin Horn/<br>student-athlete<br>Teleconference<br>10:30 a.m. | vs. USC Upstate<br>12 p.m.<br>SportSouth |

\* All practices are closed \* please contact SID Emily Feeney for all media requests

### A SOUTH CAROLINA WIN WOULD ...

- Push the Gamecocks' record to 7-6 on the year
- Be Carolina's third straight win, and its fifth win in the last six games (only loss to No. 2 Ohio State)
- Be the sixth for the Gamecocks this season at Colonial Life Arena

### BY THE NUMBERS

**11** - The 11 3s vs. Wofford matched the second-most by a Carolina team under the direction of Darrin Horn, which has occurred eight times. It was the most made 3s in a game for South Carolina since hitting 11 vs. Radford on Nov. 19, 2010.

**55%** - South Carolina posted a season high 11 3s in the win over Wofford on Wednesday. Carolina's 55% (11-20) from beyond the arc was the best for the Gamecocks (at least 10 attempts) since connecting on 56.3 percent (9-16) of its attempts in a win over Elon on Nov. 12, 2010.

**14** - South Carolina dished a season high 14 assists - on 20 made baskets - in its win over Wofford. It was the best percentage of assists per basket (70.0%) this season.

**45** - South Carolina's 45 shot attempts against Wofford marked the second-fewest in a contest this season.

**Under 50** - South Carolina has held its last two opponents under the 50-point plateau, as SE Louisiana tallied just 43 points and Wofford 45. It is the first time the Gamecocks have held consecutive opponents under 50 points since Furman posted 48 on Dec. 5, 2008, followed by NC Central with 43 points in the next contest on Dec. 16.

**50%** - Freshman sharp shooter Damien Leonard hit 50% (10-20) of his attempts from beyond the arc in the last five games. In the five games before that, Leonard hit just 29.4% (10-34). When asked about Leonard's recent shooting success during the post game press conference after Wofford, Gamecock head coach Darrin Horn said, "I think that if you had to pinpoint something it would be that he is making the shots that he is taking. Just being more ready to shoot."

### SCOUTING USC UPSTATE

The Spartans have not played since Dec. 19, when they collected their second-straight A-Sun win with a 80-75 road victory at Florida Gulf Coast ... The squad is led by Eddie Payne in his 10th year ... Payne was an assistant at South Carolina from 1987-89 and was the associate head coach from 1990-91 ... Upstate is paced by sophomore forward Craig Torrey with 16.2 points and 7.4 rebounds per game ... Freshman guard Ty Greene adds 10.6 points per game for the Spartans ... Saturday's game at South Carolina marks the sixth-straight away contest for USC Upstate.

### USC UPSTATE SERIES INFORMATION

South Carolina and USC Upstate have met just two previous times, both Gamecock wins in Columbia.

### USC UPSTATE (2-0)

**H: 2-0; A: 0-0; N: 0-0**

N. 22, 2008 H 75-53 W

N. 23, 2010 H 57-41 W

### TREND SETTING

*Gamecock trends under Darrin Horn ...*

■ South Carolina is 21-9 when collecting at least 10 steals in a contest.

- South Carolina collected 11 steals in its season-opening win over Western Carolina and again vs. SE Louisiana on Dec. 21

■ The Gamecocks are 23-14 when blocking at least seven shots in a game.

- The Gamecocks average 5.5 blocks per game this season; Carolina blocked a season high seven shots vs. Tennessee State, Mississippi Valley State, UNC, Providence Presbyterian, No. 2 Ohio State and most recently vs. Wofford.

■ South Carolina is 42-14 when holding its opponents under 45% shooting from the field.

- South Carolina has held six opponents, including two-straight to under 45% shooting from the field in 2011-12.

■ Carolina is 30-10 when out-rebounding its opponent.

- The Gamecocks have out-rebounded seven of 12 opponents this season, including a 43-35 mark vs. top ranked UNC.

### SEASON NOTABLES

■ Behind freshman forward Anthony Gill's 14-point performance, the Gamecocks earned a 69-59 victory over D-II powerhouse Kentucky Wesleyan in the lone exhibition of the season on Nov. 3. Senior forward Malik Cooke chipped in 11 points and sophomore forward RJ Slawson added 10, while collecting a team-best nine rebounds.

■ South Carolina earned a 75-50 victory over Western Carolina in the season opener on Nov. 11. Freshman forward Anthony Gill paced Carolina with 14 points, while sophomore guard Brenton Williams impressed, scoring 13 points on 5-of-8 shooting from the floor, while collecting five steals.

■ South Carolina first-year players (Gill, Leonard, Williams, Geathers) accounted for 36 points vs. Western Carolina on Nov. 11. Gill paced the group with 14 points.

■ Carolina's 12 3-point field goal attempts versus Western Carolina rank as the second-fewest in the Darrin Horn era. The Gamecocks have attempted just 12 on six occasions, with the previous time in a 74-61 win over Delaware State on Dec. 1, 2010. Under Horn, the fewest attempts by Carolina in a game is 10, which has happened three times.

■ South Carolina sophomore guard Eric Smith tallied a career high 18 points in just 18 minutes vs. Tennessee State on Nov. 20. The Mullins, S.C., native hit 6-of-10 from the floor, including a stellar 5-of-7 from 3-point range. Smith's previous career high was nine points.

■ Senior forward Malik Cooke paced the Gamecocks with 18 points against Mississippi Valley State on Nov. 22, including a stellar 10-of-12 mark from the free throw line. Both his free throws made and attempted were career highs for the Charlotte, N.C., native.



## ► ASSOCIATED PRESS TOP 25

Dec. 26, 2011

| Rk. | Team              | Record | Pts.  |
|-----|-------------------|--------|-------|
| 1   | Syracuse (54)     | 13-0   | 1,611 |
| 2   | Ohio State (5)    | 12-1   | 1,507 |
| 3   | Kentucky (4)      | 11-1   | 1,480 |
| 4   | Louisville (2)    | 12-0   | 1,386 |
| 5   | North Carolina    | 11-2   | 1,366 |
| 6   | Baylor            | 12-0   | 1,299 |
| 7   | Duke              | 10-1   | 1,281 |
| 8   | Missouri          | 12-0   | 1,149 |
| 9   | Connecticut       | 10-1   | 1,143 |
| 10  | Florida           | 10-2   | 1,050 |
| 11  | Wisconsin         | 11-2   | 898   |
| 12  | Georgetown        | 10-1   | 851   |
| 13  | Indiana           | 12-0   | 820   |
| 14  | Marquette         | 11-1   | 775   |
| 15  | Mississippi State | 12-1   | 718   |
| 16  | Michigan State    | 11-2   | 613   |
| 17  | Kansas            | 8-3    | 548   |
| 18  | Michigan          | 10-2   | 504   |
| 19  | UNLV              | 13-2   | 473   |
| 20  | Murray State      | 13-0   | 342   |
| 21  | Creighton         | 10-1   | 254   |
| 22  | Pittsburgh        | 11-2   | 238   |
| 23  | Virginia          | 10-1   | 214   |
| 24  | Harvard           | 10-1   | 121   |
| 25  | San Diego State   | 11-2   | 119   |

**Others receiving votes:** Kansas State 105, Illinois 70, Saint Louis 55, Gonzaga 48, Xavier 42, Ohio 20, Stanford 10, Wichita State 9, Texas A&M 3, Alabama 2, Wagner 1

**Dropped from rankings:** Xavier 14, Illinois 25

## ► ESPN/USA TODAY TOP 25

Dec. 26, 2011

| Rk. | Team              | Record | Pts. |
|-----|-------------------|--------|------|
| 1   | Syracuse (30)     | 13-0   | 774  |
| 2   | Ohio State (1)    | 12-1   | 719  |
| 3   | Kentucky          | 11-1   | 702  |
| 4   | Louisville        | 12-0   | 674  |
| 5   | Duke              | 10-1   | 639  |
| 6   | North Carolina    | 11-2   | 623  |
| 7   | Baylor            | 12-0   | 587  |
| 8   | Missouri          | 12-0   | 574  |
| 9   | Connecticut       | 10-1   | 538  |
| 10  | Florida           | 10-2   | 501  |
| 11  | Wisconsin         | 11-2   | 434  |
| 12  | Georgetown        | 10-1   | 400  |
| 13  | Marquette         | 11-1   | 359  |
| 14  | Mississippi State | 12-1   | 347  |
| 15  | Indiana           | 12-0   | 337  |
| 16  | Michigan          | 10-2   | 290  |
| 17  | Michigan State    | 11-2   | 270  |
| 18  | Kansas            | 8-3    | 250  |
| 19  | Creighton         | 10-1   | 193  |
| 20  | UNLV              | 13-2   | 179  |
| 21  | Murray State      | 13-0   | 169  |
| 22  | Pittsburgh        | 11-2   | 159  |
| 23  | Harvard           | 10-1   | 92   |
| 24  | Virginia          | 10-1   | 48   |
| 25  | Kansas State      | 10-1   | 45   |

**Others receiving votes:** San Diego State 39, Illinois 36, Xavier 27, Saint Louis 22, Stanford 11, Gonzaga 10, Saint Mary's 5, Ohio 5, Saint Joseph's 3, Middle Tennessee 3, Alabama 3, Brigham Young 3, Cleveland State 2, West Virginia 1, Wichita State 1, Southern Miss 1

**Dropped from rankings:** Xavier 15, Illinois 24



## SOUTHEASTERN CONFERENCE STANDINGS

| Team              | Conference | Overall |
|-------------------|------------|---------|
| Kentucky          | 0-0        | 12-1    |
| Mississippi State | 0-0        | 12-2    |
| Alabama           | 0-0        | 10-3    |
| Florida           | 0-0        | 10-3    |
| LSU               | 0-0        | 10-3    |
| Arkansas          | 0-0        | 9-3     |
| Ole Miss          | 0-0        | 9-3     |
| Auburn            | 0-0        | 8-3     |
| Vanderbilt        | 0-0        | 9-4     |
| Georgia           | 0-0        | 8-5     |
| South Carolina    | 0-0        | 6-6     |
| Tennessee         | 0-0        | 6-6     |

## COACHES TELECONFERENCE

The weekly SEC men's basketball coaches teleconference is scheduled for every Monday Jan. 4 - March 5.

The 12 Southeastern Conference men's head basketball coaches will be featured from 10:00 - 11:17 a.m. (CT).

Media representatives wishing to participate in the teleconference should contact the SEC Media Relations Department for further details. Each coach will appear on the teleconference for seven minutes, according to the following schedule:

### Order of Appearance (All Times Central)

10:00 a.m. Kevin Stallings, Vanderbilt

10:07 a.m. Billy Donovan, Florida

**10:14 a.m. Darrin Horn, South Carolina**

10:21 a.m. Mark Fox, Georgia

10:28 a.m. Trent Johnson, LSU

10:35 a.m. John Calipari, Kentucky

10:42 a.m. Cuonzo Martin, Tennessee

10:49 a.m. Mike Anderson, Arkansas

10:56 a.m. Anthony Grant, Alabama

11:03 a.m. Tony Barbee, Auburn

11:10 a.m. Andy Kennedy, Ole Miss

11:17 a.m. Rick Stansbury, Miss. State

In addition, the SEC men's basketball teams who make it to postseason will be on a teleconference on Monday, March 15 beginning at 10:00 a.m. CT.

All SEC basketball teleconferences can be listened to on the internet at [www.secsports.com](http://www.secsports.com) starting at 1:00 p.m. CT.

## SOUTH CAROLINA BENCH PRODUCTION

| GAME           | SC-OPP | DIFF. | SC HIGH BENCH SCORER     |
|----------------|--------|-------|--------------------------|
| Western Car.   | 38-16  | +22   | Williams (13)            |
| at Elon        | 15-16  | -1    | Smith (6)                |
| Tenn. State    | 29-22  | 7     | Smith (18)               |
| Miss. Val. St. | 7-11   | -4    | Slawson (4)              |
| vs. UNC        | 19-30  | -11   | Slawson (14)             |
| vs. SoCal      | 25-4   | +21   | Richardson (12)          |
| Providence     | 23-10  | +13   | Slawson (8)              |
| at Clemson     | 20-16  | +4    | Richardson/Ellington (9) |
| Presbyterian   | 27-9   | +18   | Ellington (15)           |
| Ohio State     | 19-11  | +8    | Ellington (8)            |
| SE Louisiana   | 18-23  | -5    | Leonard (8)              |
| Wofford        | 40-2   | +38   | Ellington (17)           |
| USC Upstate    |        |       |                          |
| SC State       |        |       |                          |
| at UK          |        |       |                          |
| Vandy          |        |       |                          |
| Florida        |        |       |                          |
| at Auburn      |        |       |                          |
| Alabama        |        |       |                          |
| at Ole Miss    |        |       |                          |
| at Florida     |        |       |                          |
| UK             |        |       |                          |
| at Tennessee   |        |       |                          |
| at Arkansas    |        |       |                          |
| Georgia        |        |       |                          |
| LSU            |        |       |                          |
| at Vandy       |        |       |                          |
| Tennessee      |        |       |                          |
| Miss. State    |        |       |                          |
| at Georgia     |        |       |                          |

## SPECIALTY STATS

(PP) points in paint; (OT) points off turnovers; (2nd) second chance points; (FB) fast break points

(South Carolina-Opponent)

| GAME              | PP          | OT          | 2ND         | FB         |
|-------------------|-------------|-------------|-------------|------------|
| Western Car.      | 46-18       | 22-15       | 20-9        | 19-10      |
| at Elon           | 26-10       | 8-2         | 10-7        | 6-0        |
| Tenn. State       | 24-14       | 15-14       | 9-11        | 11-6       |
| Miss. Val. St.    | 22-18       | 17-15       | 14-3        | 13-8       |
| vs. UNC           | 20-44       | 8-28        | 16-16       | 0-16       |
| vs. SoCal         | 24-26       | 12-18       | 9-17        | 2-4        |
| Providence        | 36-34       | 14-19       | 21-11       | 4-16       |
| at Clemson        | 26-22       | 13-9        | 9-8         | 0-4        |
| Presbyterian      | 34-26       | 20-10       | 12-10       | 19-4       |
| Ohio State        | 28-38       | 16-15       | 11-19       | 4-8        |
| SE Louisiana      | 22-16       | 30-6        | 15-10       | 3-3        |
| Wofford           | 18-18       | 11-18       | 8-8         | 2-6        |
| USC Upstate       |             |             |             |            |
| SC State          |             |             |             |            |
| at UK             |             |             |             |            |
| Vandy             |             |             |             |            |
| Florida           |             |             |             |            |
| at Auburn         |             |             |             |            |
| Alabama           |             |             |             |            |
| at Ole Miss       |             |             |             |            |
| at Florida        |             |             |             |            |
| UK                |             |             |             |            |
| at Tennessee      |             |             |             |            |
| at Arkansas       |             |             |             |            |
| Georgia           |             |             |             |            |
| LSU               |             |             |             |            |
| at Vandy          |             |             |             |            |
| Tennessee         |             |             |             |            |
| Miss. State       |             |             |             |            |
| at Georgia        |             |             |             |            |
| <b>SC Total</b>   | <b>326</b>  | <b>186</b>  | <b>154</b>  | <b>83</b>  |
| <b>SC Average</b> | <b>27.2</b> | <b>15.5</b> | <b>12.8</b> | <b>6.9</b> |
| Opp Total         | 284         | 169         | 129         | 85         |
| Opp Average       | 23.7        | 14.1        | 10.8        | 7.1        |

## UNIVERSITY INFORMATION

|   |                            |
|---|----------------------------|
| Location  | Columbia, S.C.             |
| Founded   | 1801                       |
| Enrollment                                      | 29,957                     |
| Nickname  | Gamecocks                  |
| Colors  | Garnet (PMS 202) and Black |
| National Affiliation                            | NCAA Division I            |
| Conference                                      | Southeastern (SEC)         |
| Athletics Web Address                           | www.GamecocksOnline.com    |
| University Web Address                          | www.sc.edu                 |
| President                                       | Dr. Harris Pastides        |
| NCAA Representative                             | Dr. Zach Kelehear          |
| Athletics Director                              | Eric Hyman                 |
| Basketball Administrator/Executive Associate AD | Kevin O'Connell            |

## BASKETBALL STAFF/INFORMATION

|                                   |  |
|-----------------------------------|--|
| Head Coach                        | Darrin Horn  |
| Alma Mater                        | Western Kentucky, '95  |
| Record At South Carolina/Seasons  | 56-48 (.538), 21-27 SEC/4th season   |
| Overall Record/Seasons            | 167-96 (.634)/9th season   |
| Assistant Coaches                 | Neill Berry (Southeastern Louisiana, '03)<br>Michael Boynton Jr. (South Carolina, '04)<br>Cypheus Bunton (Western Kentucky, '95) |
| Director of Basketball Operations | Justin Phelps (Kent State, '06)  |
| Strength & Conditioning Coach     | Irele Oderinde (Western Kentucky, '03)   |
| Athletic Trainer                  | Mark Rodger (Buffalo, '01)   |
| Home Arena                        | Colonial Life Arena  |
| Capacity                          | 18,000   |
| Arena General Manager             | TBA  |
| Press Row Phone Number            | 803-777-6182   |

## BASKETBALL HISTORY

|                                 |   |
|---------------------------------|---|
| First Year of Basketball        | 1908  |
| All-Time Record                 | 1,293-1,134-1 (.532)  |
| Overall Postseason Record       | 25-18   |
| NCAA Tournament Appearances     | 1971, 1972, 1973, 1974, 1989, 1997, 1998, 2004                      |
| NCAA Tournament Record          | 4-9   |
| Last NCAA Tournament Appearance | 2004, L vs. Memphis, 59-43  |
| NIT Appearances                 | 1969, 1975, 1978, 1983, 1991, 1996,<br>2001, 2002, 2005, 2006, 2009 |
| NIT Record                      | 21-9  |
| Last NIT Appearance             | 2009, L vs. Davidson, 70-63   |
| Conference Championships        | 1970 ACC, 1997 SEC, 2009 SEC East Co-Champs                         |
| Conference Tournament Titles    | 1934 SoCon, 1971 ACC  |

## TEAM INFORMATION

|                                       |  |
|---------------------------------------|--|
| 2010-11 Record                        | 14-16  |
| Southeastern Conference Record/Finish | 5-11/6th SEC East                            |
| Postseason                            | NA   |
| Letterwinners Returning/Lost          | 7/4  |
| Starters Returning/Lost               | 4/1  |
| Newcomers                             | 3  |
| Roster Breakdown                      | 1 senior, 1 junior, 6 sophomores, 3 freshmen |
| Returning Scoring                     | 1,285 of 2,027 (63.3%)                       |
| Returning Field Goals                 | 468 of 741 (63.1%)                           |
| Returning Rebounding                  | 720 of 1,144 (69.0%)                         |
| Returning Assists                     | 259 of 327 (79.2%)                           |
| Returning Minutes                     | 4,128 of 6,100 (67.6%)                       |

## MEDIA RELATIONS

|   |                        |
|---|------------------------|
| Asst. Media Relations Director/Men's Basketball Contact | Emily Feeney           |
| Feeney's email  | efeeney@mailbox.sc.edu |
| Feeney's office phone                                   | 803-777-7743           |
| Website   | GamecocksOnline.com    |

## 2011-12 SOUTH CAROLINA ROSTER

| No. | Name             | Pos. | Ht.  | Wt. | Cl.   | Exp. | Hometown (High/Last School)                  |
|-----|------------------|------|------|-----|-------|------|--|
| 1   | Brenton Williams | G    | 5-11 | 172 | SO    | JC   | Kissimmee, Fla. (Osceola High School)        |
| 2   | Brian Richardson | G    | 6-4  | 171 | SO    | 1VL  | Wilson, N.C. (Greenfield School)             |
| 5   | Eric Smith       | G    | 5-11 | 210 | SO    | 1VL  | Mullins, S.C. (Christ School)                |
| 12  | Shane Phillips*  | G    | 5-10 | 170 | JR    | HS   | Wheeling, W. Va. (Wheeling Central)          |
| 13  | Anthony Gill     | F    | 6-8  | 235 | FR    | HS   | Charlotte, N.C. (Charlotte Christian School) |
| 15  | Malik Cooke      | F    | 6-6  | 215 | RS SR | 3VL  | Charlotte, N.C. (Christ School)              |
| 23  | Bruce Ellington  | G    | 5-9  | 197 | SO    | 1VL  | Moncks Corner, S.C. (Berkeley)               |
| 24  | Damontre Harris  | F    | 6-9  | 226 | SO    | 1VL  | Fayetteville, N.C. (Trinity Christian)       |
| 30  | Lakeem Jackson   | SF   | 6-5  | 238 | JR    | 2VL  | Charlotte, N.C. (Christ School)              |
| 32  | Damien Leonard   | G    | 6-4  | 192 | FR    | HS   | Greenville, S.C. (J.L. Mann)                 |
| 33  | RJ Slawson       | F    | 6-8  | 207 | SO    | 1VL  | Charleston, S.C. (Fort Dorchester)           |
| 35  | Alex Irwin*      | F    | 6-4  | 170 | JR    | HS   | Richmond, Va. (Woodberry Forest)             |
| 45  | Carlton Geathers | F    | 6-10 | 250 | RS FR | HS   | Georgetown, S.C. (Carvers Bay)               |

\* denotes walk-on

**Head Coach:** Darrin Horn | **Assistant Coaches:** Neill Berry, Mike Boynton Jr., Cypheus Bunton |  
**Director of Basketball Operations:** Justin Phelps | **Strength & Conditioning Coach:** Irele Oderinde |  
**Athletic Trainer:** Mark Rodger

- South Carolina rallied from an 11-point deficit with 6:36 to go against MVSU, out-scoring the Delta Devils 22-7 over the final minutes for the win. The Gamecocks converted on six MVSU turnovers for 12 points down the stretch, using solid half-court pressure to force the giveaways.
- South Carolina concluded play in the Continental Tire Las Vegas Invitational with a 63-60 loss to Southern California last Saturday. Sophomore forward Damontre Harris led the Gamecocks with a career high 15 points in the contest.
- Sophomore forward RJ Slawson had a career night against top-ranked North Carolina on Nov. 25, posting career highs with 13 points, 14 rebounds and four blocks. It was the most rebounds in a game for South Carolina since Sam Muldrow collected 14 vs. Vanderbilt on Jan. 8, 2011.
- Three Gamecocks registered season highs competing in Las Vegas. Slawson's career high 13 points vs. UNC, sophomore guard Brian Richardson's season high 12 points vs. Southern Cal, and sophomore forward Damontre Harris' career high 15 points against the Trojans.
- R-senior forward Malik Cooke tallied a game-high 21 points vs. Providence on Dec. 1, just one point shy of matching his career high.
- Sophomore guard Bruce Ellington posted the winning point on two clutch free throws with 13.0 seconds on the clock, and R-senior forward Malik Cooke sealed the win with a pair of free throws with 6.7 on the clock in a 58-55 victory at Clemson on Dec. 4. Sophomore guard Eric Smith also sank a crucial jumper with 25.9 on the clock to propel the Gamecocks to their first win at Clemson since the 2003 campaign.
- South Carolina earned its second-consecutive win with a 66-58 victory over Presbyterian on Dec. 13 at Colonial Life Arena. Sophomore guard Bruce Ellington led three Gamecocks in double figures with 15 points on the night. It marked his best all-around performance since his return to the court from the football field, as Ellington also dished three assists and collected one steal.
- South Carolina used 54.2 percent shooting in the opening half to hold a 33-29 lead over No. 2 Ohio State at halftime on Dec. 17 at Colonial Life Arena, however, the Buckeyes rallied around a 20-point second-half effort from Deshaun Thomas to rally for a 74-66 win over the Gamecocks.
- South Carolina senior forward Malik Cooke battled through an eye injury versus No. 2 Ohio State to match a season high with 21 points, including an impressive 9-of-10 effort from the charity stripe in the contest. Despite only playing 13 minutes in the second half due to lengthy breaks to tend to a cut above his eye, Cooke matched freshman forward Anthony Gill for a team-best 11 points in the set, including a 7-of-8 performance from the free throw line.
- Senior forward Malik Cooke and freshman forward Anthony Gill led the Gamecocks with 14 points each in a 62-43 win over SE Louisiana on Dec. 21 in the final game before the break for the holiday. Cooke also posted team highs with three assists, two blocks and four steals.
- SE Louisiana's 26 turnovers on Dec. 21 marked the second-most by a Gamecock opponent under the direction of Darrin Horn. The most opponent giveaways under Horn was 34 by NC Central on Dec. 16, 2008. It also marked a South Carolina opponent record for turnovers in a contest.

### HEAD COACH DARRIN HORN

Darrin Horn is in his fourth season in Columbia with a career record of 167-96, including a 56-48 mark at South Carolina. Darrin Horn-led teams are 78-48 all-time in league play. Horn led Carolina to a 10-6 record in SEC action during his first year in Columbia, a 6-10 mark in his second and one of the youngest teams in the nation to a 5-11 mark in 2011. Horn led Carolina to one of the most celebrated seasons of its 19-year participation in the SEC during the 2009 campaign, as the squad captured the 2009 SEC Eastern Division Co-Championship and won double-digit league games for the first time since the 1998 campaign. His 2010 squad earned upset wins over No. 1 Kentucky and No. 13/19 Vanderbilt.

### COOKE PARTICIPATES IN DECEMBER GRADUATION

University of South Carolina redshirt-senior forward Malik Cooke took part in December graduation ceremonies on Dec. 12 at Colonial Life Arena, earning his degree in sociology. Cooke, a native of Charlotte, N.C., joins a list of student-athletes with academic success under head coach Darrin Horn, as every player who has completed his eligibility under Horn, both at South Carolina and Western Kentucky, has earned his degree.

## NON-CONFERENCE SCHEDULE

Contests against at least five teams that competed in the 2011 NCAA Tournament highlight the 2011-12 South Carolina men's basketball non-conference schedule. South Carolina will host 11 non-conference contests at Colonial Life Arena, including one exhibition, the first two rounds of the Las Vegas Invitational, Providence in the Big East/SEC Challenge and Big Ten powerhouse Ohio State. The Gamecocks will face at least six teams that compiled 18 or more wins last season, including North Carolina, Southern California or UNLV, Clemson, Ohio State and Wofford, which all advanced to the NCAA Tournament. South Carolina is slated to face five BCS schools during the coming non-conference portion of the schedule.

## HORN VS. RANKED OPPONENTS

■ Following South Carolina's loss to second-ranked Ohio State on Dec. 17, 2011, South Carolina head coach Darrin Horn holds a 7-19 overall record in his career against ranked opponents. Horn is 6-15 in games against ranked opponents at the helm of the Gamecock program. His victory over Drake and loss to UCLA both came during Western Kentucky's Sweet 16 run in the NCAA Tournament during the 2007-08 season.

| <i>Opponent</i>        | <i>Date</i>    | <i>Result</i> |
|------------------------|----------------|---------------|
| No. 1 Florida          | Nov. 24, 2006  | L, 68-101     |
| No. 14 Gonzaga         | Nov. 22, 2007  | L, 71-74      |
| No. 11 Tennessee       | Dec. 15, 2007  | L, 82-88      |
| No. 14 Drake           | March 21, 2008 | W, 101-99     |
| No. 3 UCLA             | March 27, 2008 | L, 78-88      |
| No. 20 Clemson         | Dec. 30, 2008  | L, 87-98      |
| No. 19 Baylor          | Jan. 2, 2009   | W, 85-84      |
| No. 24 Tennessee       | Jan. 17, 2009  | L, 79-82      |
| No. 24 Florida         | Jan. 21, 2009  | W, 70-69      |
| No. 24 Kentucky        | Jan. 31, 2009  | W, 78-77      |
| No. 18 Clemson         | Dec. 6, 2009   | L, 72-61      |
| No. 22 Ole Miss        | Jan. 20, 2010  | L, 57-66      |
| No. 1 Kentucky         | Jan. 26, 2010  | W, 68-62      |
| No. 14 Tennessee       | Feb. 6, 2010   | L, 53-79      |
| No. 20/18 Tennessee    | Feb. 20, 2010  | L, 55-63      |
| No. 2 Kentucky         | Feb. 25, 2010  | L, 61-82      |
| No. 13/19 Vanderbilt   | March 6, 2010  | W, 77-73      |
| No. 2/2 Michigan State | Nov. 16, 2010  | L, 73-82      |
| No. 2/2 Ohio State     | Dec. 18, 2010  | L, 57-79      |
| No. 22/24 Vanderbilt   | Jan. 8, 2011   | W, 83-75 (OT) |
| No. 12/12 Kentucky     | Jan. 22, 2011  | L, 58-67      |
| No. 23/24 Vanderbilt   | Feb. 5, 2011   | L, 60-78      |
| No. 17/19 Florida      | Feb. 9, 2011   | L, 60-79      |
| No. 22/22 Kentucky     | Feb. 19, 2011  | L, 59-90      |
| No. 1/1 North Carolina | Nov. 25, 2011  | L, 62-87      |
| No. 2/2 Ohio State     | Dec. 17, 2011  | L, 74-66      |
| <b>Totals</b>          |                | <b>7-19</b>   |

## 2012 SEC TOURNAMENT

The 2012 SEC Tournament returns to New Orleans, La., next spring, marking the third time the city has hosted the event. It will be the first time the tournament will be held at the New Orleans Arena. The SEC Basketball Tournament semifinals and championship game will be televised nationally on ABC, while the first two rounds of the event will be televised on the SEC Network.

## SEC DIVISIONAL PLAY

Starting with the 2011-12 season, this year marks the first time there will not be an East/West Division champion since the conference split into two divisions in 1992. The regular season standings will be listed from one through 12. This season the schedule will still reflect the divisions of years past, as South Carolina will still play the five schools who were also in the East - Florida, Georgia, Kentucky, Tennessee and Vanderbilt - twice, while playing the former West schools - Alabama, Arkansas, Auburn, LSU, Ole Miss and Mississippi State - once during the regular season.

## HAUGHTON SIGNS WITH GAMECOCKS

South Carolina head men's basketball coach Darrin Horn announced on Nov. 9 the signing of Tyrone Haughton to a National Letter of Intent to attend South Carolina and join the men's basketball squad beginning with the 2012-13 season. Below is his bio information:


### **Tyrone Haughton - 6-10 - 195 - Miami, Fla. - Dr. Michael M. Krop High School**

Solid under the basket, physical presence defensively ... Excellent shot blocker and rebounder ... Rated the No. 24 center according to ESPN.com ... Averaged 11 points, 12 rebounds and six blocks per game as a junior for coach Shakey Rodriguez at Dr. Krop High School, a Florida high school basketball powerhouse ... Shot 62 percent from the field as a junior ... Named an All-Miami City honoree following 2010-11 campaign ... Chose South Carolina over UCONN, Alabama and Virginia Tech among others.

# TV/RADIO SPOT CHART




**#1 BRENTON WILLIAMS**  
So. - G - 5-11 - 172  
Kissimmee, Fla.  
Santa Fe College



**#2 BRIAN RICHARDSON**  
So. - G - 6-4 - 171  
Wilson, N.C.  
Greenfield School




**#5 ERIC SMITH**  
So. - G - 5-11 - 210  
Mullins, S.C.  
Christ School



**#13 ANTHONY GILL**  
Fr. - F - 6-8 - 235  
Charlotte, N.C.  
Charlotte Christian




**#15 MALIK COOKE**  
R-Sr. - F - 6-6 - 215  
Charlotte, N.C.  
Nevada




**#23 BRUCE ELLINGTON**  
So. - G - 5-9 - 197  
Moncks Corner, S.C.  
Berkeley



**#24 DAMONTRE HARRIS**  
So. - F - 6-9 - 226  
Fayetteville, N.C.  
Trinity Christian




**#30 LAKEEM JACKSON**  
Jr. - F - 6-5 - 238  
Charlotte, N.C.  
Christ School



**#32 DAMIEN LEONARD**  
Fr. - G - 6-4 - 192  
Greenville, S.C.  
J.L. Mann



**#33 RJ SLAWSON**  
So. - F - 6-8 - 207  
Charleston, S.C.  
Fort Dorchester



**#45 CARLTON GEATHERS**  
R-Fr. - F - 6-10 - 250  
Georgetown, S.C.  
Carvers Bay



**DARRIN HORN**  
Head Coach



**NEILL BERRY**  
Assistant Coach



**MIKE BOYNTON JR.**  
Assistant Coach



**CYPHEUS BUNTON**  
Assistant Coach



**JUSTIN PHELPS**  
Director of Operations



## GAMECOCKS RECORD WHEN ...

|  |     |
|--|-----|
| At home  | 5-3 |
| On the road                                    | 1-1 |
| At neutral sites                               | 0-2 |
| In overtime                                    | 0-0 |
| vs. Top 25 team                                | 0-2 |
| vs. Top 10 team                                | 0-2 |
| Leading at half                                | 4-1 |
| Trailing at half                               | 2-5 |
| Tied at half                                   | 0-0 |
| Shooting 50% or better                         | 1-1 |
| Shooting between 39-49%                        | 4-3 |
| Shooting less than 39%                         | 1-2 |
| Opp. shooting 50% or better                    | 0-2 |
| Opp. shooting between 40-49%                   | 2-4 |
| Opp. shooting less than 39%                    | 4-0 |
| Shooting better than opp.                      | 4-1 |
| Shooting worse than/equal to opp.              | 2-6 |
| Starters out-score opp. starters               | 3-0 |
| Opp. starters score/equal more                 | 3-6 |
| Bench out-scores opp. bench                    | 4-4 |
| Opp. bench scores/equals more                  | 2-2 |
| Having more FTs than opp.                      | 4-0 |
| Having equal/less FTs than opp.                | 2-6 |
| Have more TOs than opp.                        | 0-3 |
| Having equal/less TOs than opp.                | 6-3 |
| Having more rebounds than opp.                 | 3-4 |
| Having equal/less rebounds than opp.           | 3-2 |
| Making 6 or more 3FGs                          | 3-5 |
| Having 15 or more assists                      | 0-0 |
| Having less than 15 assists                    | 6-6 |
| Score more points in paint than opp.           | 5-3 |
| Scoring equal/less points in paint than opp.   | 1-4 |
| Scoring more points off TOs than opp.          | 5-3 |
| Scoring equal/less points off TOs than opp.    | 1-4 |
| Scoring more 2nd-chance points than opp.       | 5-2 |
| Scoring equal/less 2nd-chance points than opp. | 1-4 |
| Scoring more fast break points than opp.       | 3-2 |
| Scoring equal/less fast break points than opp. | 3-4 |
| Wearing white uniforms                         | 5-3 |
| Wearing Garnet uniforms                        | 0-1 |
| Wearing Black uniforms                         | 1-1 |
| Wearing Gray Uniforms                          | 0-1 |
| Playing on live TV                             | 6-6 |
| Playing in November                            | 2-4 |
| Playing in December                            | 4-2 |
| Playing in January                             | 0-0 |
| Playing in February                            | 0-0 |
| Playing in March                               | 0-0 |
| Playing a day-game                             | 1-2 |
| Playing a night-game                           | 4-4 |
| Playing on Sunday                              | 1-1 |
| Playing on a Monday                            | 0-0 |
| Playing on a Tuesday                           | 2-1 |
| Playing on a Wednesday                         | 2-0 |
| Playing on a Thursday                          | 0-1 |
| Playing on a Friday                            | 1-1 |
| Playing on a Saturday                          | 0-2 |
| Scoring margin is 5 points or less             | 2-3 |
| Margin is between 6-10                         | 0-2 |
| Margin is between 11-20                        | 2-0 |
| Margin is more than 20                         | 1-1 |
| Scoring 59 points or less                      | 2-1 |
| Scoring 60-69 points                           | 3-5 |
| Scoring 70-79 points                           | 1-0 |
| Scoring 80-89 points                           | 0-0 |
| Scoring 90-99 points                           | 0-0 |
| Scoring 100+ points                            | 0-0 |

## MISCELLANEOUS

|                      |    |
|----------------------|----|
| Current streak       | W2 |
| Home court streak    | W2 |
| Away streak          | W1 |
| Neutral court streak | L2 |

## 2011-12 SUPERLATIVES

(tied for team lead also included)

| Scoring Leaders | '11-12 | Career |
|-----------------|--------|--------|
| Anthony Gill    | 4      | 4      |
| Malik Cooke     | 5      | 11*    |
| Eric Smith      | 1      | 1      |
| RJ Slawson      | 1      | 1      |
| Damontre Harris | 2      | 2      |
| Bruce Ellington | 2      | 12     |

| Rebounding Leaders | '11-12 | Career |
|--------------------|--------|--------|
| Lakeem Jackson     | 1      | 16     |
| Damontre Harris    | 4      | 5      |
| Anthony Gill       | 5      | 5      |
| RJ Slawson         | 1      | 2      |
| Malik Cooke        | 1      | 11*    |

| Assists Leaders | '11-12 | Career |
|-----------------|--------|--------|
| Lakeem Jackson  | 5      | 22     |
| Eric Smith      | 2      | 6      |
| Damien Leonard  | 1      | 1      |
| Anthony Gill    | 1      | 1      |
| Malik Cooke     | 5      | 5*     |
| Bruce Ellington | 1      | 19     |

| Blocks Leaders   | '11-12 | Career |
|------------------|--------|--------|
| Damontre Harris  | 6      | 12     |
| Anthony Gill     | 2      | 2      |
| Malik Cooke      | 3      | 7*     |
| Carlton Geathers | 3      | 3      |
| RJ Slawson       | 1      | 2      |
| Bruce Ellington  | 1      | 1      |

| Steals Leaders   | '11-12 | Career |
|------------------|--------|--------|
| Brenton Williams | 1      | 1      |
| Damontre Harris  | 2      | 6      |
| Lakeem Jackson   | 2      | 14     |
| Damien Leonard   | 2      | 2      |
| Malik Cooke      | 9      | 22*    |
| Anthony Gill     | 1      | 1      |
| Brian Richardson | 1      | 7      |

| Double-Figure Scoring | '11-12 | Career |
|-----------------------|--------|--------|
| Anthony Gill          | 6      | 6      |
| Malik Cooke           | 8      | 23*    |
| Brenton Williams      | 1      | 1      |
| Lakeem Jackson        | 1      | 18     |
| Eric Smith            | 2      | 2      |
| Damien Leonard        | 3      | 3      |
| RJ Slawson            | 1      | 2      |
| Damontre Harris       | 2      | 3      |
| Bruce Ellington       | 2      | 19     |

| 20+ points  | '11-12 | Career |
|-------------|--------|--------|
| Malik Cooke | 2      | 3*     |

| 30+ points | '11-12 | Career |
|------------|--------|--------|
| -          | -      | -      |

| Double-Figure Rebounding | '11-12 | Career |
|--------------------------|--------|--------|
| Lakeem Jackson           | 1      | 6      |
| Damontre Harris          | 1      | 2      |
| RJ Slawson               | 1      | 1      |

| 5+ assists     | '11-12 | Career |
|----------------|--------|--------|
| Lakeem Jackson | 1      | 6      |

| 3+ steals        | '11-12 | Career |
|------------------|--------|--------|
| Brenton Williams | 1      | 1      |
| Lakeem Jackson   | 1      | 6      |
| Malik Cooke      | 4      | 9*     |

| 2+ blocks        | '11-12 | Career |
|------------------|--------|--------|
| Damontre Harris  | 6      | 13     |
| Malik Cooke      | 5      | 5*     |
| Carlton Geathers | 2      | 2      |
| RJ Slawson       | 2      | 2      |

| Double-Doubles | '11-12 | Career |
|----------------|--------|--------|
| RJ Slawson     | 1      | 1      |

| Clutch Free Throws (under 5 min/OT) |       |       |
|-------------------------------------|-------|-------|
| Anthony Gill                        | 7-9   | .778  |
| RJ Slawson                          | 2-4   | .500  |
| Malik Cooke                         | 13-16 | .813  |
| Damien Leonard                      | 4-4   | 1.000 |
| Damontre Harris                     | 1-1   | 1.000 |
| Bruce Ellington                     | 3-5   | .600  |
| Carlton Geathers                    | 2-2   | 1.000 |
| Totals                              | 32-71 | .780  |

\* indicates at South Carolina

## Miscellaneous

|                              |   |
|------------------------------|---|
| Largest Halftime Lead        |   |
| SC                           | 10, vs. Western Carolina                  |
| Opp                          | 14, Tennessee State                       |
| Smallest Halftime Lead       |   |
| SC                           | 4, vs. Mississippi Valley State           |
| Opp                          | 4, Southern California                    |
| Fewest Points In First Half  |   |
| SC                           | 19, vs. Tennessee State, vs. Presbyterian |
| Opp                          | 16, SE Louisiana                          |
| Most Points In First Half    |   |
| SC                           | 35, vs. Western Carolina                  |
| Opp                          | 45, North Carolina                        |
| Most Points In Second Half   |   |
| SC                           | 47, vs. Presbyterian                      |
| Opp                          | 45, Ohio State                            |
| Fewest Points In Second Half |   |
| SC                           | 28, vs. Wofford                           |
| Opp                          | 24, Elon                                  |
| Largest Margin of Victory    |   |
| SC                           | 25, vs. Western Carolina                  |
| Opp                          | 25, North Carolina                        |
| Smallest Margin of Victory   |   |
| SC                           | 3, at Clemson                             |
| Opp                          | 1, Tennessee State                        |



## 2011-12 GAME BY GAME COMPARISON

|                     | Date    | Result   | FG-A  | Pct  | 3FG-A | Pct  | FT-A  | Pct   | O-D-Total | PF | Pts | A  | TO | Blk | Stl | Min | Half |
|---------------------|---------|----------|-------|------|-------|------|-------|-------|-----------|----|-----|----|----|-----|-----|-----|------|
| Western Carolina    |         |          | 17-47 | .362 | 6-18  | .333 | 10-16 | .625  | 13-16-29  | 17 | 50  | 10 | 19 | 4   | 8   | 200 | 25   |
| South Carolina      | Nov. 11 | W, 75-50 | 30-59 | .508 | 5-12  | .417 | 10-17 | .588  | 18-19-37  | 14 | 75  | 14 | 12 | 5   | 11  | 200 | 35   |
| Elon                |         |          | 16-40 | .400 | 6-16  | .375 | 20-28 | .714  | 8-30-38   | 18 | 58  | 9  | 14 | 3   | 1   | 200 | 34   |
| South Carolina      | Nov. 15 | L, 58-53 | 20-64 | .313 | 3-27  | .111 | 10-17 | .588  | 18-22-40  | 24 | 53  | 6  | 7  | 2   | 9   | 200 | 23   |
| Tennessee State     |         |          | 21-47 | .447 | 10-22 | .455 | 12-21 | .571  | 6-22-28   | 23 | 64  | 15 | 13 | 1   | 9   | 200 | 33   |
| South Carolina      | Nov. 20 | L, 64-63 | 22-55 | .400 | 7-26  | .269 | 12-20 | .600  | 12-21-33  | 21 | 63  | 13 | 16 | 7   | 5   | 200 | 19   |
| Miss Valley State   |         |          | 20-49 | .408 | 7-17  | .412 | 10-16 | .625  | 7-23-30   | 24 | 57  | 12 | 14 | 5   | 8   | 200 | 26   |
| South Carolina      | Nov. 22 | W, 61-57 | 19-48 | .396 | 6-18  | .333 | 17-25 | .680  | 12-24-36  | 17 | 61  | 9  | 13 | 7   | 7   | 200 | 30   |
| North Carolina      |         |          | 31-67 | .463 | 8-16  | .500 | 17-30 | .567  | 15-20-35  | 15 | 87  | 22 | 10 | 3   | 11  | 200 | 45   |
| South Carolina      | Nov. 25 | L, 87-62 | 23-55 | .418 | 9-23  | .391 | 7-12  | .583  | 14-29-43  | 25 | 62  | 12 | 25 | 7   | 5   | 200 | 30   |
| Southern California |         |          | 24-48 | .500 | 7-11  | .636 | 8-12  | .667  | 14-14-28  | 13 | 63  | 7  | 10 | 1   | 6   | 200 | 30   |
| South Carolina      | Nov. 26 | L, 63-60 | 22-42 | .524 | 8-17  | .471 | 8-8   | 1.000 | 6-12-18   | 16 | 60  | 10 | 13 | 4   | 4   | 200 | 26   |
| Providence          |         |          | 24-50 | .480 | 6-11  | .545 | 22-27 | .815  | 7-27-34   | 10 | 76  | 16 | 15 | 10  | 4   | 200 | 34   |
| South Carolina      | Dec. 1  | L, 76-67 | 26-72 | .361 | 6-30  | .200 | 9-10  | .900  | 20-20-40  | 19 | 67  | 9  | 13 | 7   | 9   | 200 | 27   |
| Clemson             |         |          | 19-50 | .380 | 5-18  | .278 | 12-16 | .750  | 11-22-33  | 15 | 55  | 13 | 11 | 1   | 3   | 200 | 35   |
| South Carolina      | Dec. 4  | W, 58-55 | 21-50 | .420 | 5-15  | .333 | 11-17 | .647  | 10-23-33  | 16 | 58  | 8  | 8  | 5   | 6   | 200 | 28   |
| Presbyterian        |         |          | 21-45 | .467 | 7-18  | .389 | 9-13  | .692  | 7-17-24   | 13 | 58  | 13 | 18 | 2   | 3   | 200 | 25   |
| South Carolina      | Dec. 13 | W, 66-58 | 26-56 | .464 | 5-11  | .455 | 9-11  | .818  | 12-21-33  | 15 | 66  | 14 | 13 | 7   | 7   | 200 | 19   |
| Ohio State          |         |          | 27-54 | .500 | 5-16  | .313 | 15-20 | .750  | 15-19-34  | 19 | 74  | 16 | 12 | 3   | 7   | 200 | 29   |
| South Carolina      | Dec. 17 | L, 74-66 | 23-48 | .479 | 6-15  | .400 | 14-18 | .778  | 7-12-19   | 18 | 66  | 9  | 15 | 4   | 3   | 200 | 33   |
| SE Louisiana        |         |          | 15-43 | .349 | 6-22  | .273 | 7-13  | .538  | 15-20-35  | 17 | 43  | 9  | 26 | 5   | 3   | 200 | 16   |
| South Carolina      | Dec. 21 | W, 62-43 | 20-55 | .364 | 6-18  | .333 | 16-24 | .667  | 17-17-34  | 18 | 62  | 9  | 10 | 4   | 11  | 200 | 25   |
| Wofford             |         |          | 18-50 | .360 | 5-19  | .263 | 4-10  | .400  | 14-20-34  | 13 | 45  | 10 | 15 | 1   | 4   | 200 | 21   |
| South Carolina      | Dec. 28 | W, 57-45 | 20-45 | .444 | 11-20 | .550 | 6-10  | .600  | 6-20-26   | 9  | 57  | 14 | 13 | 7   | 6   | 200 | 29   |

**2011-12 RESULTS: OVERALL, 6-6; HOME, 5-3; AWAY, 1-1; NEUTRAL, 0-2; SEC, 0-0**

| Date    | Opponent                | W/L | Score | Record | Points           | Rebounds     | Assists               | Steals                     | Attendance    |
|---------|-------------------------|-----|-------|--------|------------------|--------------|-----------------------|----------------------------|---------------|
| Nov. 11 | Western Carolina        | W   | 75-50 | 1-0    | Gill (14)        | Jackson (10) | Jackson (10)          | Williams (5)               | 9,330 (paid)  |
| Nov. 15 | at Elon                 | L   | 58-53 | 1-1    | Gill/Cooke (9)   | Harris (10)  | Leonard/Smith (2)     | Harris/Jackson/Leonard (2) | 1,589         |
| Nov. 20 | Tennessee State         | L   | 64-63 | 1-2    | Smith (18)       | Harris (7)   | Gill/Jackson (3)      | Cooke/Leonard (2)          | 9,045 (paid)  |
| Nov. 22 | Miss Valley State       | W   | 61-57 | 2-2    | Cooke (18)       | Gill (8)     | Cooke (3)             | Cooke (3)                  | 6,723 (paid)  |
| Nov. 25 | vs. #1 North Carolina   | L   | 87-62 | 2-3    | Leonard (15)     | Slawson (14) | Cooke (4)             | Cooke (2)                  | 5,567         |
| Nov. 26 | vs. Southern California | L   | 63-60 | 2-4    | Harris (15)      | Harris (6)   | Jackson (4)           | Gill (2)                   | 1,798         |
| Dec. 1  | Providence              | L   | 76-67 | 2-5    | Cooke (21)       | Slawson (8)  | Cooke (3)             | Cooke (4)                  | 7,476 (paid)  |
| Dec. 4  | at Clemson              | W   | 58-55 | 3-5    | Gill/Harris (10) | Cooke (8)    | Smith (3)             | Cooke (4)                  | 7,238         |
| Dec. 13 | Presbyterian            | W   | 66-58 | 4-5    | Ellington (15)   | Gill (8)     | Jackson/Ellington (3) | 3 with 2                   | 7,003 (paid)  |
| Dec. 17 | #2 Ohio State           | L   | 66-74 | 4-6    | Cooke (21)       | Gill (4)     | Cooke (3)             | Cooke (2)                  | 13,654 (paid) |
| Dec. 21 | SE Louisiana            | W   | 62-43 | 5-6    | Cooke/Gill (14)  | Harris (7)   | Cooke (3)             | Cooke (4)                  | 7,972 (paid)  |
| Dec. 28 | Wofford                 | W   | 57-45 | 6-6    | Ellington (17)   | Gill (8)     | Jackson (4)           | Cooke/Harris (2)           | 8,152 (paid)  |

**2011-12 STARTING LINEUPS**

| Guard   | Guard   | Forward | Forward | Forward | 2011-12 | Games |
|---------|---------|---------|---------|---------|---------|-------|
| Jackson | Leonard | Gill    | Harris  | Cooke   | 1-2     | 3     |
| Smith   | Leonard | Gill    | Harris  | Cooke   | 1-3     | 4     |
| Smith   | Jackson | Gill    | Harris  | Cooke   | 4-1     | 5     |



### DARRIN HORN FILE

**Born** December 24, 1972, in Glasgow, Ky.  
**High School** Bates Creek, Lexington, Ky., 1991  
**College** Western Kentucky University, 1995  
**College Athletics** Four-year letterman, All-Sun Belt Conference, Academic All-America  
**Wife** Carla (Walker)  
**Children** Caroline and Walker

### COACHING EXPERIENCE

- Western Kentucky, assistant coach, 1995-97
- Morehead State, assistant coach, 1997-99
- Marquette, assistant coach, 1999-03
- Western Kentucky, head coach, 2003-08
- **South Carolina, head coach, 2008-present**

### HEAD COACHING CAREER

#### WESTERN KENTUCKY (2003-2008)

|                |                      |                          |
|----------------|----------------------|--------------------------|
| 2003-04        | 15-13                | SBC Tournament 2nd Round |
| 2004-05        | 22-9                 | NIT 2nd Round            |
| 2005-06        | 23-8                 | NIT 1st Round            |
| 2006-07        | 22-11                | SBC Tournament 1st Round |
| 2007-08        | 29-7                 | NCAA Tournament Sweet 16 |
| <b>5 years</b> | <b>111-48 (.698)</b> |                          |

#### SOUTH CAROLINA (2008-PRESENT)

|                     |                      |               |
|---------------------|----------------------|---------------|
| 2008-09             | 21-10                | NIT 1st Round |
| 2009-10             | 15-16                | -             |
| 2010-11             | 14-16                | -             |
| 2011-12             | 6-6                  |               |
| <b>4 years</b>      | <b>56-48 (.538)</b>  |               |
| <b>Career Total</b> | <b>167-96 (.634)</b> |               |

### 2008-09 (SOUTH CAROLINA)

**Record: 21-10**  
**Home: 16-3; Away: 5-6; Neutral: 0-1**  
**SEC: 1-1st East**  
**Record: 10-6 (Home: 7-1; Away: 3-5)**



|       |                           |               |
|-------|---------------------------|---------------|
| 11/14 | Jacksonville State        | W, 89-76      |
| 11/16 | Winthrop                  | W, 86-63      |
| 11/22 | USC Upstate               | W, 75-53      |
| 11/25 | Gardner-Webb              | W, 85-70      |
| 11/28 | at C.of Charleston        | L, 80-82 (ot) |
| 12/2  | at Princeton              | W, 84-58      |
| 12/5  | Furman                    | W, 72-48      |
| 12/16 | NC Central                | W, 90-43      |
| 12/20 | The Citadel               | W, 80-66      |
| 12/23 | Presbyterian              | W, 75-56      |
| 12/30 | Clemson                   | L, 87-98      |
| 1/2   | at Baylor                 | W, 85-84      |
| 1/5   | Wofford                   | W, 78-61      |
| 1/10  | Auburn*                   | W, 68-56      |
| 1/14  | at LSU*                   | L, 68-85      |
| 1/17  | at Tennessee*             | L, 79-82      |
| 1/21  | Florida*                  | W, 70-69      |
| 1/24  | Mississippi*              | W, 82-71      |
| 1/28  | Vanderbilt*               | W, 86-76      |
| 1/31  | at Kentucky*              | W, 78-77      |
| 2/3   | at Florida*               | L, 93-97      |
| 2/7   | Georgia*                  | W, 79-68      |
| 2/14  | at Alabama*               | W, 75-73      |
| 2/18  | at Mississippi State*     | L, 70-75      |
| 2/21  | Arkansas*                 | W, 82-78 (ot) |
| 2/25  | Kentucky*                 | W, 77-59      |
| 2/28  | at Vanderbilt*            | L, 83-96      |
| 3/5   | Tennessee*                | L, 70-86      |
| 3/7   | at Georgia*               | W, 68-51      |
| 3/13  | (1) vs. Mississippi State | L, 68-82      |
| 3/17  | (2) Davidson              | L, 63-70      |

\* SEC Conference game  
 (1) SEC Tournament, Tampa, Fla. - (2) NIT, Columbia, S.C.

### 2009-10 (SOUTH CAROLINA)

**Record: 15-16**  
**Home: 11-5; Away: 2-9; Neutral: 2-2**  
**SEC: 5th East**  
**Record: 6-10 (Home: 4-4; Away: 2-6)**



|       |                      |          |
|-------|----------------------|----------|
| 11/13 | Alabama A&M          | W, 88-50 |
| 11/16 | Georgia Southern     | W, 90-66 |
| 11/19 | (1) vs. La Salle     | W, 78-68 |
| 11/20 | (1) vs. USF          | W, 69-66 |
| 11/22 | (1) vs. Miami (Fla.) | L, 70-85 |
| 11/27 | Jacksonville         | W, 97-93 |
| 12/2  | Western Kentucky     | W, 74-56 |
| 12/6  | at Clemson           | L, 61-72 |
| 12/16 | Richmond             | W, 76-58 |
| 12/19 | at Wofford           | L, 61-68 |
| 12/21 | Furman               | W, 81-57 |
| 12/30 | at Boston College    | L, 76-85 |
| 1/2   | Baylor               | L, 74-85 |
| 1/5   | Longwood             | W, 88-58 |
| 1/9   | at Auburn*           | W, 80-71 |
| 1/13  | LSU*                 | W, 67-58 |
| 1/16  | Vanderbilt*          | L, 79-89 |
| 1/20  | at Ole Miss*         | L, 57-66 |
| 1/23  | at Florida*          | L, 56-58 |
| 1/26  | Kentucky*            | W, 68-62 |
| 1/30  | Georgia*             | W, 78-77 |
| 2/6   | at Tennessee*        | L, 53-79 |
| 2/10  | Florida*             | W, 77-71 |
| 2/13  | at Georgia*          | L, 61-66 |
| 2/17  | at Arkansas*         | L, 79-92 |
| 2/20  | Tennessee*           | L, 55-63 |
| 2/25  | at Kentucky*         | L, 61-82 |

|      |                    |          |
|------|--------------------|----------|
| 2/27 | Mississippi State* | L, 63-76 |
| 3/3  | Alabama*           | L, 70-79 |
| 3/6  | at Vanderbilt*     | W, 77-73 |
| 3/11 | (2) Alabama        | L, 63-68 |

\* SEC Conference game  
 (1) Charleston Classic, Charleston, S.C. -  
 (2) SEC Tournament, Nashville, Tenn.

### 2010-11 (SOUTH CAROLINA)

**Record: 14-16**  
**Home: 11-6; Away: 3-5; Neutral: 0-1**  
**SEC: 6th East**  
**Record: 5-11 (Home: 3-5; Away: 2-6)**



|       |                       |          |
|-------|-----------------------|----------|
| 11/12 | Elon                  | W, 94-79 |
| 11/16 | at Michigan State     | L, 73-82 |
| 11/19 | Radford               | W, 85-56 |
| 11/23 | USC Upstate           | W, 57-41 |
| 11/27 | at WKU                | W, 87-85 |
| 12/1  | Delaware State        | W, 74-61 |
| 12/5  | Clemson               | W, 64-60 |
| 12/11 | Wofford               | W, 64-53 |
| 12/18 | at Ohio State         | L, 57-79 |
| 12/22 | at Furman             | L, 75-91 |
| 12/29 | Jacksonville State    | W, 56-49 |
| 1/1   | Boston College        | L, 70-85 |
| 1/4   | SC State              | W, 91-56 |
| 1/8   | Vanderbilt*           | W, 83-75 |
| 1/12  | at Alabama*           | L, 47-57 |
| 1/15  | at Florida*           | W, 72-69 |
| 1/19  | Arkansas*             | W, 81-74 |
| 1/22  | Kentucky*             | L, 58-67 |
| 1/29  | Auburn*               | L, 64-79 |
| 2/2   | at LSU*               | W, 64-56 |
| 2/5   | at Vanderbilt*        | L, 60-78 |
| 2/9   | Florida*              | L, 60-79 |
| 2/12  | Georgia*              | L, 56-60 |
| 2/16  | at Tennessee*         | L, 67-73 |
| 2/19  | at Kentucky*          | L, 59-90 |
| 2/22  | Ole Miss*             | W, 79-73 |
| 2/26  | at Georgia*           | L, 48-64 |
| 3/3   | at Clemson*           | L, 69-73 |
| 3/5   | at Mississippi State* | L, 58-60 |
| 3/10  | (1) vs. Ole Miss      | L, 55-66 |

\* SEC Conference game  
 (1) SEC Tournament, Atlanta, Ga.

### 2011-12 (SOUTH CAROLINA)

**Record: 6-6**  
**Home: 5-3; Away: 1-1; Neutral: 0-2**  
**SEC: -**  
**Record: -**



|       |                         |          |
|-------|-------------------------|----------|
| 11/11 | Western Carolina        | W, 75-50 |
| 11/15 | at Elon                 | L, 53-58 |
| 11/20 | Tennessee State         | L, 63-64 |
| 11/22 | Miss Valley State       | W, 61-57 |
| 11/25 | vs. North Carolina      | L, 62-87 |
| 11/26 | vs. Southern California | L, 60-63 |
| 12/1  | Providence              | L, 67-76 |
| 12/4  | at Clemson              | W, 58-55 |
| 12/13 | Presbyterian            | W, 66-58 |
| 12/17 | Ohio State              | L, 66-74 |
| 12/21 | SE Louisiana            | W, 62-43 |
| 12/28 | Wofford                 | W, 57-45 |



# SOUTH CAROLINA SUPERLATIVES UNDER HORN

## Most Field Goals Made

- 36, at Florida, Feb. 3, 2009
- 35, vs. Elon, Nov. 12, 2010
- 35, vs. Jacksonville, Nov. 27, 2009
- 34, at Vanderbilt, Feb. 28, 2009
- 34, at Baylor, Jan. 2, 2009
- 34, vs. Jacksonville State, Nov. 14, 2008

## Most Field Goals Attempted

- 83, at WKU, Nov. 27, 2010
- 83, vs. Baylor, Jan. 2, 2010
- 81, at Vanderbilt, Feb. 28, 2009
- 76, vs. Miami (Fla.), Nov. 22, 2009
- 76, vs. Mississippi State, March 13, 2009
- 76, at Kentucky, Jan. 31, 2009

## Highest Field Goal Percent

- 58.1% (32-55), vs. Presbyterian, Dec. 23, 2008
- 57.3% (35-61), vs. Jacksonville, Nov. 27, 2009
- 54.2% (32-59), at Princeton, Dec. 2, 2008
- 53.9% (34-63), at Baylor, Jan. 2, 2009
- 53.2% (33-62), vs. SC State, Jan. 4, 2011

## Most 3-Point Field Goals Made

- 12, at Furman, Dec. 22, 2010
- 11, vs. Wofford, Dec. 28, 2011
- 11, vs. Radford, Nov. 19, 2010
- 11, at Michigan State, Nov. 16, 2010
- 11, at Arkansas, Feb. 17, 2010
- 11, vs. LSU, Jan. 13, 2010
- 11, at Auburn, Jan. 9, 2010
- 11, vs. Miami (Fla.), Nov. 22, 2009
- 11, at Florida, Feb. 3, 2009

## Most 3-Point Field Goals Attempted

- 35, at Vanderbilt, Feb. 28, 2009
- 34, vs. Miami (Fla.), Nov. 22, 2009
- 33, vs. Auburn, Jan. 29, 2011
- 32, at Tennessee, Feb. 16, 2011
- 32, at Georgia, Feb. 13, 2010
- 32, vs. LSU, Jan. 13, 2010

## Highest 3-Point Field Goal Percentage (min. 10 attempts)

- 66.7% (8-12), at College of Charleston, Nov. 28, 2008
- 57.1% (8-14), at Baylor, Jan. 2, 2009
- 56.3% (9-16), vs. Elon, Nov. 12, 2010
- 56.3% (9-16), at Georgia, March 7, 2009
- 55.0% (11-20), vs. Wofford, Dec. 28, 2011

## Most Free Throws Made

- 32, vs. Vanderbilt, Jan. 28, 2009
- 28, vs. Georgia Southern, Nov. 16, 2009
- 28, vs. The Citadel, Dec. 20, 2008
- 23, vs. Alabama A&M, Nov. 13, 2009
- 23, vs. Furman, Dec. 5, 2008

## Most Free Throws Attempted

- 49, vs. Vanderbilt, Jan. 28, 2009
- 44, vs. Georgia Southern, Nov. 16, 2009
- 34, vs. Furman, Dec. 5, 2008
- 33, vs. The Citadel, Dec. 20, 2008
- 32, vs. Alabama A&M, Nov. 13, 2009

## Highest Free Throw Percentage (min. 10 attempts)

- 92.3% (12-13), vs. Tennessee, March 3, 2011
- 90.9% (20-22), vs. Ole Miss, Feb. 22, 2011
- 84.8% (28-33), vs. The Citadel, Dec. 20, 2008
- 82.4% (14-17), at LSU, Feb. 2, 2011
- 80.0% (12-15), vs. Richmond, Dec. 16, 2009

## Most Offensive Rebounds

- 23, vs. Winthrop, Nov. 16, 2008
- 22, vs. Baylor, Jan. 2, 2010
- 21, vs. USC Upstate, Nov. 23, 2010
- 21, vs. Radford, Nov. 19, 2010
- 21, at Michigan State, Nov. 16, 2010
- 21, vs. Richmond, Dec. 16, 2009

## Most Defensive Rebounds

- 36, at WKU, Nov. 27, 2010
- 34, vs. USC Upstate, Nov. 23, 2010
- 33, vs. Gardner-Webb, Nov. 25, 2008
- 31, vs. Georgia Southern, Nov. 16, 2009
- 31, at Georgia, March 7, 2009

## Most Total Rebounds

- 55, vs. USC Upstate, Nov. 23, 2010
- 53, at WKU, Nov. 27, 2010
- 52, vs. Gardner-Webb, Nov. 25, 2008
- 51, vs. Radford, Nov. 19, 2010
- 48, vs. Vanderbilt, Jan. 8, 2011
- 48, vs. Winthrop, Nov. 16, 2008

## Most Personal Fouls

- 30, at Arkansas, Feb. 17, 2010
- 30, at Florida, Feb. 3, 2009
- 27, vs. Davidson, March 17, 2009
- 26, vs. Auburn, Jan. 29, 2011
- 26, at Vanderbilt, Feb. 28, 2009
- 26, at LSU, Jan. 14, 2009

## Most Points

- 97, vs. Jacksonville, Nov. 27, 2009
- 94, vs. Elon, Nov. 12, 2010
- 93, at Florida, Feb. 3, 2009
- 91, vs. SC State, Jan. 4, 2011
- 90, vs. Georgia Southern, Nov. 16, 2009
- 90, vs. NC Central, Dec. 16, 2008

## Fewest Points

- 47, at Alabama, Jan. 12, 2011
- 48, at Georgia, Feb. 26, 2011
- 53, at Elon, Nov. 15, 2011
- 53, at Tennessee, Feb. 6, 2010
- 55, vs. Tennessee, Feb. 20, 2010
- 55, vs. Ole Miss, March 10, 2011

## Most Assists

- 23, vs. Elon, Nov. 12, 2010
- 20, vs. NC Central, Dec. 16, 2008
- 18, vs. Georgia Southern, Nov. 16, 2009
- 17, vs. SC State, Jan. 4, 2011
- 17, vs. Georgia, Feb. 7, 2009
- 17, vs. Jacksonville State, Nov. 14, 2008

## Fewest Turnovers

- 5, vs. Mississippi State, March 13, 2009
- 6, vs. Florida, Feb. 10, 2010
- 6, vs. Baylor, Jan. 2, 2010
- 6, vs. Wofford, Jan. 5, 2009
- 7, vs. Tennessee State, Nov. 20, 2011
- 7, at Elon, Nov. 15, 2011
- 7, vs. Florida, Feb. 23, 2010
- 7, at Georgia, Feb. 13, 2010
- 7, vs. Boston College, Jan. 1, 2010

## Most Blocks

- 16, vs. Kentucky, Feb. 25, 2009
- 15, vs. SC State, Jan. 4, 2011
- 12, vs. Vanderbilt, Jan. 8, 2011
- 12, vs. Georgia Southern, Nov. 16, 2009
- 11, vs. Auburn, Jan. 29, 2011
- 11, vs. Richmond, Dec. 16, 2009

## Most Steals

- 18, at Princeton, Dec. 2, 2008
- 16, vs. Furman, Dec. 21, 2009
- 15, vs. Vanderbilt, Jan. 16, 2008
- 15, vs. NC Central, Dec. 16, 2008
- 14, vs. Baylor, Jan. 2, 2010
- 14, at Clemson, Dec. 6, 2009
- 14, vs. USC Upstate, Nov. 22, 2008

## Most Points At Halftime

- 52, vs. Alabama, A&M, Nov. 13, 2009
- 49, vs. Radford, Nov. 19, 2010
- 49, vs. Jacksonville, Nov. 27, 2009
- 47, vs. Longwood, Jan. 5, 2010
- 47, vs. USC Upstate, Nov. 22, 2008
- 47, vs. Jacksonville State, Nov. 14, 2008

## Most Points By Opponent

- 98, Clemson, Dec. 30, 2008
- 97, Florida, Feb. 3, 2009
- 96, Vanderbilt, Feb. 28, 2009
- 93, Jacksonville, Nov. 27, 2009
- 92, Arkansas, Feb. 17, 2010

## Fewest Points By Opponent

- 41, USC Upstate, Nov. 23, 2010
- 42, SE Louisiana, Dec. 21, 2011
- 43, NC Central, Dec. 16, 2008
- 45, Wofford, Dec. 28, 2011
- 48, Furman, Dec. 5, 2008

## Most Field Goals Made By Opponent

- 36, Clemson, Dec. 30, 2008
- 35, Tennessee, March 5, 2009
- 33, Boston College, Jan. 1, 2011
- 33, Vanderbilt, Jan. 16, 2010
- 32, WKU, Nov. 27, 2010
- 32, Kentucky, Feb. 25, 2010

## Fewest Field Goals Made By Opponent

- 15, SE Louisiana, Dec. 21, 2011
- 15, USC Upstate, Nov. 23, 2010
- 16, at Elon, Nov. 15, 2011
- 16, Furman, Dec. 5, 2008
- 17, Western Carolina, Nov. 11, 2011
- 17, Wofford, Dec. 11, 2010
- 17, NC Central, Dec. 16, 2008

## Most Rebounds By Opponent

- 57, Miami (Fla.), Nov. 22, 2009
- 52, WKU, Nov. 27, 2010
- 52, Baylor, Jan. 2, 2010
- 50, Mississippi State, March 13, 2009
- 49, Alabama, March 3, 2010
- 49, Georgia, March 7, 2009

## Fewest Rebounds By Opponent

- 27, Tennessee, March 3, 2011
- 28, Southern California, Nov. 26, 2011
- 28, Tennessee State, Nov. 20, 2011
- 28, Vanderbilt, March 6, 2010
- 28, Presbyterian, Dec. 23, 2008
- 28, Furman, Dec. 5, 2008
- 29, Western Carolina, Nov. 11, 2011
- 29, Wofford, Dec. 11, 2010
- 29, Wofford, Jan. 5, 2009

## GAME 1 - SOUTH CAROLINA, 75, WESTERN CAROLINA 50 COLUMBIA, S.C. - NOV. 11, 2011

COLUMBIA, S.C. - Freshman Anthony Gill and sophomore Brenton Williams scored 14 and 13 points, respectively, to lead the South Carolina men's basketball team to a season-opening 75-50 victory over Western Carolina on Friday night at Colonial Life Arena.

Gill was 6-of-7 from the floor, including 1-for-1 from 3-point range, while Williams was 5-for-8 on the night. Williams also led a solid defensive effort, collecting five of the Gamecocks' 11 steals. Senior Malik Cooke added 10 points and seven rebounds, and junior Lakeem Jackson filled the stat sheet with five points, five assists, 10 rebounds and three steals.

With the win, the Gamecocks (1-0) claim their 11th straight season opener, including a 4-0 mark under head coach Darrin Horn.

South Carolina dominated nearly every statistical category as it shot 50.8 percent from the floor (30-of-59) and held the Catamounts to 36.2 percent shooting (17-of-47). The Gamecocks also held a decisive advantage in points in the paint (46-18), second chance points (20-9), bench points (38-16) and points off turnovers (22-15) and they controlled the boards with a 37-29 edge, including 18 offensive boards.

The Gamecocks used their defensive pressure to break an 8-8 tie early on with an 8-0 run, including six straight points off turnovers. Williams made a transition layup off a steal by Brian Richardson to cap the run and give South Carolina a 16-8 lead at the 10:40 mark.

Western Carolina (0-1) scrapped back with back-to-back 3-pointers and a dunk by Brandon Boggs to knot the game at 16-16, but South Carolina scored the next nine points to build a lead it would not relinquish. Williams gave the Gamecocks their biggest lead of the half at 33-22 by converting a layup off a steal by Jackson, one of five South Carolina had in the half. Williams, who paced the Gamecocks with 11 points in the half, sank a pair of free throws with less than a minute remaining to give South Carolina a 35-25 advantage heading into the locker room.

The Gamecocks outscored Western Carolina 40-25 in the second half as they held the Catamounts to just 32 percent shooting. Gill drained a 3-pointer at the 17:00 mark to give South Carolina a 43-29 lead. After Boggs knocked down a jumper to trim the Gamecocks' lead to 43-33 with 15:06 remaining, South Carolina outscored Western Carolina 26-10 over the next 10 minutes to pull away for the win.

Sophomore Eric Smith chipped in a career-high nine points and four assists for the Gamecocks.

Trey Sumler and Harouna Mutombo netted 11 points apiece to lead Western Carolina.

## GAME 2 - SOUTH CAROLINA 53, ELON 58 ELON, N.C. - NOV. 15, 2011

ELON, N.C. - The South Carolina men's basketball team (1-1) suffered a 58-53 non-conference loss at Elon (1-1) on Tuesday. Freshman forward Anthony Gill and senior Malik Cooke led the Gamecocks with nine points each.

The team's combined for 42 fouls in the game, with the Gamecocks called for 24 and Elon 18.

South Carolina shot just 31.3 percent (20-64) in the contest, including an 11.1 percent (3-27) mark from 3-point range.

Elon was led by Lucas Troutman with 16 points on 5-of-8 shooting from the field and a 6-of-6 effort from the free throw line. Freshman guard Austin Hamilton chipped in 12 points and two assists.

Back and forth play was the story of the first part of the opening half. Two Troutman free throws gave Elon a 13-10 lead with 10:52 remaining in the first half.

The teams traded layups to follow, before consecutive dunks by sophomore guard Brian Richardson followed by a jumper by sophomore guard Eric Smith gave the Gamecocks their first lead of the game at 20-19 with just over four minutes remaining before halftime.

Elon regained the lead on two Kevin Blake free throws at the 3:52 mark and the Phoenix capitalized during the final minutes of the half to hold an 11-point lead at 34-23 at the break.

South Carolina used a 15-6 run through the first eight minutes of the second half to pull within two at 40-38. Foul trouble plagued the Gamecocks during the later portion of the contest, however, as both Cooke and junior guard Lakeem Jackson fouled out of the game.

Elon held the lead for the remainder of the second half and Ryley Beaumont hit four free throws with under 30 seconds remaining to close the win for the Phoenix.

### Official Basketball Box Score -- Game Totals -- Final Statistics Western Carolina vs South Carolina 11/11/11 7 p.m. at Columbia, S.C. (Colonial Life Arena)

#### Western Carolina 50 • 0-1

| #  | Player           | Total  |        | 3-Ptr  |       | Rebounds |     |    | PF | TP | A  | TO | Blk | Stl | Min |
|----|------------------|--------|--------|--------|-------|----------|-----|----|----|----|----|----|-----|-----|-----|
|    |                  | FG-FGA | FG-FGA | FT-FTA | Off   | Def      | Tot |    |    |    |    |    |     |     |     |
| 32 | KING, Tawaski    | f      | 2-5    | 0-0    | 0-1   | 1        | 1   | 2  | 5  | 4  | 1  | 1  | 0   | 1   | 29  |
| 40 | ROSS, Preston    | f      | 0-2    | 0-2    | 1-2   | 0        | 0   | 0  | 1  | 1  | 0  | 1  | 0   | 0   | 12  |
| 05 | SUMLER, Trey     | g      | 2-5    | 2-3    | 5-6   | 1        | 3   | 4  | 2  | 11 | 4  | 5  | 0   | 1   | 35  |
| 22 | MUTOMBO, Harouna | g      | 4-9    | 0-1    | 3-5   | 3        | 5   | 8  | 2  | 11 | 1  | 3  | 0   | 0   | 30  |
| 24 | BOGGS, Brandon   | g      | 3-8    | 1-4    | 0-0   | 2        | 1   | 3  | 2  | 7  | 1  | 3  | 2   | 1   | 28  |
| 00 | TANKELEWICZ, Tom |        | 2-5    | 1-2    | 1-2   | 2        | 2   | 4  | 1  | 6  | 0  | 0  | 0   | 1   | 14  |
| 01 | HALL, Kenny      |        | 0-0    | 0-0    | 0-0   | 0        | 1   | 1  | 1  | 0  | 0  | 0  | 0   | 0   | 4   |
| 02 | DUNFORD, Dillon  |        | 0-0    | 0-0    | 0-0   | 0        | 0   | 0  | 0  | 0  | 0  | 1  | 0   | 0   | 1   |
| 04 | COLE, Keaton     |        | 3-9    | 2-6    | 0-0   | 0        | 1   | 1  | 0  | 8  | 3  | 5  | 0   | 3   | 28  |
| 25 | SINCLAIR, James  |        | 1-1    | 0-0    | 0-0   | 0        | 0   | 0  | 0  | 2  | 0  | 0  | 0   | 0   | 3   |
| 33 | HOLLIS, Ishmael  |        | 0-1    | 0-0    | 0-0   | 0        | 1   | 1  | 2  | 0  | 0  | 0  | 0   | 1   | 10  |
| 44 | SMITHSON, Sam    |        | 0-2    | 0-0    | 0-0   | 1        | 0   | 1  | 1  | 0  | 0  | 0  | 2   | 0   | 6   |
|    | Team             |        |        |        |       | 3        | 1   | 4  |    |    |    |    |     |     |     |
|    | Totals           |        | 17-47  | 6-18   | 10-16 | 13       | 16  | 29 | 17 | 50 | 10 | 19 | 4   | 8   | 200 |

FG % 1st Half: 9-22 40.9% 2nd half: 8-25 32.0% Game: 17-47 36.2%  
3FG % 1st Half: 2-8 25.0% 2nd half: 4-10 40.0% Game: 6-18 33.3%  
FT % 1st Half: 5-9 55.6% 2nd half: 5-7 71.4% Game: 10-16 62.5%

Deadball  
Rebounds  
3,1

#### South Carolina 75 • 1-0

| #  | Player            | Total  |        | 3-Ptr  |       | Rebounds |     |    | PF | TP | A  | TO | Blk | Stl | Min |
|----|-------------------|--------|--------|--------|-------|----------|-----|----|----|----|----|----|-----|-----|-----|
|    |                   | FG-FGA | FG-FGA | FT-FTA | Off   | Def      | Tot |    |    |    |    |    |     |     |     |
| 13 | GILL, Anthony     | f      | 6-7    | 1-1    | 1-2   | 2        | 2   | 4  | 2  | 14 | 1  | 1  | 0   | 0   | 23  |
| 15 | COOKE, Malik      | f      | 3-8    | 0-0    | 4-6   | 5        | 2   | 7  | 0  | 10 | 1  | 3  | 0   | 0   | 23  |
| 24 | HARRIS, Damontre  | f      | 1-4    | 0-0    | 1-2   | 1        | 0   | 1  | 4  | 3  | 0  | 1  | 2   | 0   | 19  |
| 30 | JACKSON, Lakeem   | g      | 2-4    | 0-0    | 1-1   | 2        | 8   | 10 | 2  | 5  | 5  | 0  | 0   | 3   | 21  |
| 32 | LEONARD, Damien   | g      | 2-10   | 1-5    | 0-0   | 1        | 0   | 1  | 1  | 5  | 0  | 1  | 1   | 1   | 22  |
| 01 | WILLIAMS, Brenton |        | 5-8    | 1-1    | 2-2   | 0        | 2   | 2  | 1  | 13 | 1  | 4  | 0   | 5   | 17  |
| 02 | RICHARDSON, Brian |        | 2-4    | 1-3    | 0-0   | 1        | 0   | 1  | 1  | 5  | 1  | 0  | 1   | 1   | 19  |
| 05 | SMITH, Eric       |        | 4-6    | 1-2    | 0-2   | 0        | 0   | 0  | 0  | 9  | 4  | 1  | 0   | 0   | 19  |
| 33 | SLAWSON, RJ       |        | 3-4    | 0-0    | 1-2   | 3        | 0   | 3  | 3  | 7  | 1  | 0  | 0   | 1   | 21  |
| 45 | GEATHERS, Carlton |        | 2-4    | 0-0    | 0-0   | 1        | 5   | 6  | 0  | 4  | 0  | 0  | 1   | 0   | 16  |
|    | Team              |        |        |        |       | 2        | 0   | 2  |    |    |    |    |     |     |     |
|    | Totals            |        | 30-59  | 5-12   | 10-17 | 18       | 19  | 37 | 14 | 75 | 14 | 12 | 5   | 11  | 200 |

FG % 1st Half: 15-30 50.0% 2nd half: 15-29 51.7% Game: 30-59 50.8%  
3FG % 1st Half: 1-4 25.0% 2nd half: 4-8 50.0% Game: 5-12 41.7%  
FT % 1st Half: 4-6 66.7% 2nd half: 6-11 54.5% Game: 10-17 58.8%

Deadball  
Rebounds  
1,2

Officials: Mike Kitts, Brian Shey, Carlos Gonzalez  
Technical fouls: Western Carolina-None. South Carolina-None.  
Attendance: 9330  
2011-12 Season Opener

| Score by periods | 1st | 2nd | Total |
|------------------|-----|-----|-------|
| Western Carolina | 25  | 25  | 50    |
| South Carolina   | 35  | 40  | 75    |

|     | Points | In Paint | Off Chance | 2nd Break | Fast Break | Bench |
|-----|--------|----------|------------|-----------|------------|-------|
| WCU | 18     | 15       | 9          | 10        | 16         |       |
| SC  | 46     | 22       | 20         | 19        | 38         |       |

Last FG - WCU 2nd-00:33, SC 2nd-01:11.  
Largest lead - WCU by 3 1st-13:26, SC by 27 2nd-01:11.

Score tied - 5 times.  
Lead changed - 3 times.

### Official Basketball Box Score -- Game Totals -- Final Statistics South Carolina vs Elon 11/15/11 7:00 p.m. at Elon, N.C. (Alumni Gym)

#### South Carolina 53 • 1-1

| #  | Player            | Total  |        | 3-Ptr  |       | Rebounds |     |    | PF | TP | A | TO | Blk | Stl | Min |
|----|-------------------|--------|--------|--------|-------|----------|-----|----|----|----|---|----|-----|-----|-----|
|    |                   | FG-FGA | FG-FGA | FT-FTA | Off   | Def      | Tot |    |    |    |   |    |     |     |     |
| 13 | GILL, Anthony     | f      | 4-5    | 0-0    | 1-3   | 2        | 7   | 9  | 4  | 9  | 0 | 2  | 1   | 0   | 28  |
| 15 | COOKE, Malik      | f      | 3-10   | 1-3    | 2-2   | 2        | 3   | 5  | 5  | 9  | 1 | 0  | 0   | 0   | 26  |
| 24 | HARRIS, Damontre  | f      | 2-6    | 0-0    | 4-7   | 6        | 4   | 10 | 1  | 8  | 0 | 1  | 1   | 2   | 26  |
| 30 | JACKSON, Lakeem   | g      | 2-4    | 0-0    | 1-2   | 3        | 1   | 4  | 5  | 5  | 1 | 2  | 0   | 2   | 26  |
| 32 | LEONARD, Damien   | g      | 2-17   | 1-11   | 2-2   | 2        | 0   | 2  | 2  | 7  | 2 | 0  | 0   | 2   | 27  |
| 01 | WILLIAMS, Brenton |        | 1-3    | 1-3    | 0-0   | 0        | 1   | 1  | 1  | 3  | 0 | 1  | 0   | 0   | 13  |
| 02 | RICHARDSON, Brian |        | 2-9    | 0-6    | 0-0   | 0        | 0   | 0  | 0  | 4  | 0 | 0  | 0   | 1   | 21  |
| 05 | SMITH, Eric       |        | 3-5    | 0-2    | 0-1   | 0        | 1   | 1  | 2  | 6  | 2 | 1  | 0   | 1   | 14  |
| 33 | SLAWSON, RJ       |        | 1-5    | 0-2    | 0-0   | 1        | 2   | 3  | 2  | 2  | 0 | 0  | 0   | 1   | 11  |
| 45 | GEATHERS, Carlton |        | 0-0    | 0-0    | 0-0   | 0        | 1   | 1  | 2  | 0  | 0 | 0  | 0   | 0   | 8   |
|    | Team              |        |        |        |       | 2        | 2   | 4  |    |    |   |    |     |     |     |
|    | Totals            |        | 20-64  | 3-27   | 10-17 | 18       | 22  | 40 | 24 | 53 | 6 | 7  | 2   | 9   | 200 |

FG % 1st Half: 8-32 25.0% 2nd half: 12-32 37.5% Game: 20-64 31.3%  
3FG % 1st Half: 0-12 0.0% 2nd half: 3-15 20.0% Game: 3-27 11.1%  
FT % 1st Half: 7-11 63.6% 2nd half: 3-6 50.0% Game: 10-17 58.8%

Deadball  
Rebounds  
3

#### Elon 58 • 1-1

| #  | Player              | Total  |        | 3-Ptr  |       | Rebounds |     |    | PF | TP | A | TO | Blk | Stl | Min |
|----|---------------------|--------|--------|--------|-------|----------|-----|----|----|----|---|----|-----|-----|-----|
|    |                     | FG-FGA | FG-FGA | FT-FTA | Off   | Def      | Tot |    |    |    |   |    |     |     |     |
| 21 | BEAUMONT, Ryley     | f      | 1-2    | 1-1    | 3-4   | 0        | 5   | 5  | 3  | 6  | 0 | 1  | 0   | 0   | 20  |
| 31 | TROUTMAN, Lucas     | f      | 5-8    | 0-0    | 6-6   | 2        | 3   | 5  | 4  | 16 | 2 | 2  | 2   | 0   | 25  |
| 01 | SPRADLIN, Drew      | g      | 2-5    | 2-4    | 0-0   | 1        | 4   | 5  | 1  | 6  | 2 | 4  | 0   | 0   | 25  |
| 10 | HAMILTON, Austin    | g      | 4-7    | 0-1    | 4-8   | 0        | 3   | 3  | 2  | 12 | 2 | 1  | 0   | 0   | 32  |
| 24 | KOCH, Sebastian     | g      | 0-5    | 0-4    | 2-2   | 1        | 2   | 3  | 2  | 2  | 1 | 1  | 0   | 0   | 27  |
| 00 | BONNEY, Josh        |        | 0-2    | 0-0    | 0-0   | 0        | 2   | 2  | 1  | 0  | 0 | 1  | 0   | 1   | 7   |
| 11 | BLAKE, Kevin        |        | 0-3    | 0-2    | 3-6   | 1        | 5   | 6  | 0  | 3  | 0 | 0  | 1   | 0   | 28  |
| 12 | DUGAS, Roger        |        | 1-1    | 0-0    | 0-0   | 0        | 0   | 0  | 0  | 2  | 0 | 1  | 0   | 0   | 5   |
| 23 | EDOMWONYI, Egeheosa |        | 0-2    | 0-0    | 2-2   | 1        | 1   | 2  | 5  | 2  | 1 | 3  | 0   | 0   | 17  |
| 44 | ERVIN, Brett        |        | 3-5    | 3-4    | 0-0   | 2        | 4   | 6  | 0  | 9  | 1 | 0  | 0   | 0   | 14  |
|    | Team                |        |        |        |       | 0        | 1   | 1  |    |    |   |    |     |     |     |
|    | Totals              |        | 16-40  | 6-16   | 20-28 | 8        | 30  | 38 | 18 | 58 | 9 | 14 | 3   | 1   | 200 |

FG % 1st Half: 8-19 42.1% 2nd half: 8-21 38.1% Game: 16-40 40.0%  
3FG % 1st Half: 5-8 62.5% 2nd half: 1-8 12.5% Game: 6-16 37.5%  
FT % 1st Half: 13-16 81.3% 2nd half: 7-12 58.3% Game: 20-28 71.4%

Deadball  
Rebounds  
2

Officials: John Hampton, Lee Cassell, John Heatly  
Technical fouls: South Carolina-None. Elon-None.  
Attendance: 1589

| Score by periods | 1st | 2nd | Total |
|------------------|-----|-----|-------|
| South Carolina   | 23  | 30  | 53    |
| Elon             | 34  | 24  | 58    |

|      | Points | In Paint | Off Chance | 2nd Break | Fast Break | Bench |
|------|--------|----------|------------|-----------|------------|-------|
| SC   | 26     | 8        | 10         | 6         | 15         |       |
| ELON | 10     | 2        | 7          | 0         | 16         |       |

Last FG - SC 2nd-00:01, ELON 2nd-04:58.  
Largest lead - SC by 1 1st-04:38, ELON by 11 1st-00:16.

Score tied - 4 times.  
Lead changed - 2 times.

## GAME 3 - SOUTH CAROLINA 63, TENNESSEE STATE 64 COLUMBIA, S.C. - NOV. 20, 2011

**COLUMBIA, S.C.** - The South Carolina Gamecocks (1-2) suffered a 64-63 defeat against Tennessee State (2-2) on Sunday night at Colonial Life Arena competing in the Continental Tire Las Vegas Invitational. Sophomore guard Eric Smith led the Gamecocks with 18 points, doubling a career high.

Tennessee State started a run as the game passed the 10-minute mark and held a 15-9 lead with just over eight minutes left in the opening half. Carolina gained new life 30 seconds later after senior Malik Cooke poked the ball free from a Tiger guard and Lakeem Jackson collected the loose ball to take it down the floor and slam home a two-handed dunk.

Tennessee State's Robert Covington would hit a 3 at the other end, but Cooke would follow with a free throw and Damien Leonard hit a 3 from the corner to pull the Gamecocks to within three points of the Tigers with 5:31 left in the stanza. Following the under-four minute media timeout, Tennessee State's Jordan Cyphers buried two 3s and added three free throws, as the Tigers took a 33-19 lead into the locker room at halftime.

Sophomore forward Damontre Harris would convert a three-point play and Smith would hit a pair of 3s from the left wing to bring the Garnet and Black scratching back in the second half. With 10:07 left, Smith drove to the hole and dished a pass to RJ Slawson who finished the possession with a layup to near the score at 49-38.

The Tigers took a timeout to halt the momentum, but the Gamecocks' run wasn't over, as right off the break solid defense set up Cooke for a mid-range jumper followed by a 3 from the wing to pull within six points of the Tiger lead with 8:46 remaining.

Following the under-eight minute media timeout, Carolina pressed the Tigers off the break and Slawson came up with a steal at mid-court to set up a deep 3 from Smith at the top of the key to pull the Gamecocks to within two points with 7:20 left on the clock.

With 3:17 remaining, Tennessee State's Wil Peters hit a 3 to push the lead to 63-56 Tigers, but Smith would respond with two more 3s to pull the lead back to two with 1:19 remaining in the contest.

A steal by Leonard gave the ball to Carolina with under a minute left. Slawson would be fouled under the basket with a chance to tie, as the score stood at 64-62 with seven seconds remaining. Slawson would hit one of the two attempts from the line, and the Tigers would miss the front end of a bonus shot from the line at the other end, but Tennessee State held on to earn the 64-63 win.

The Gamecocks held the advantage in the paint, outscoring the Tigers 24-14 and holding the rebounding advantage by a mark of 33-28.

Smith posted a career high with 18 points, while Jackson would add 12, and Cooke and Slawson contributed 10 apiece.

### Official Basketball Box Score -- Game Totals -- Final Statistics Tennessee State vs South Carolina 11/20/11 6 p.m. at Columbia, S.C. (Colonial Life Arena)

#### Tennessee State 64 • 2-2

| ##            | Player            | Total  |        |        | 3-Ptr  |        |        | Rebounds |     |     | PF | TP | A | TO | Blk | Stl | Min |
|---------------|-------------------|--------|--------|--------|--------|--------|--------|----------|-----|-----|----|----|---|----|-----|-----|-----|
|               |                   | FG-FGA | FG-FGA | FT-FTA | FG-FGA | FG-FGA | FT-FTA | Off      | Def | Tot |    |    |   |    |     |     |     |
| 31            | MOORE, Kenny      | f      | 2-7    | 0-3    | 3-6    | 0      | 4      | 4        | 2   | 7   | 2  | 1  | 0 | 1  | 22  |     |     |
| 33            | COVINGTON, Robert | f      | 5-12   | 3-7    | 3-4    | 1      | 8      | 9        | 2   | 16  | 3  | 1  | 0 | 1  | 37  |     |     |
| 34            | RHETT, M.J.       | f      | 0-1    | 0-0    | 0-0    | 0      | 2      | 2        | 4   | 0   | 1  | 1  | 0 | 1  | 15  |     |     |
| 02            | MILLER, Patrick   | g      | 4-8    | 1-1    | 2-5    | 0      | 1      | 1        | 3   | 11  | 6  | 2  | 0 | 3  | 32  |     |     |
| 10            | PETERS, Wil       | g      | 3-7    | 2-5    | 0-0    | 0      | 1      | 1        | 2   | 8   | 0  | 4  | 0 | 3  | 34  |     |     |
| 03            | BUTCHER, Kharon   | g      | 1-1    | 1-1    | 0-0    | 0      | 2      | 2        | 1   | 3   | 2  | 0  | 0 | 0  | 15  |     |     |
| 12            | BAWA, Muniru      | g      | 0-1    | 0-0    | 0-0    | 0      | 0      | 0        | 0   | 0   | 0  | 0  | 0 | 0  | 4   |     |     |
| 21            | THORNTON, Kellen  | g      | 3-3    | 0-0    | 1-2    | 1      | 1      | 2        | 5   | 7   | 1  | 1  | 0 | 0  | 18  |     |     |
| 44            | GREEN, Michael    | g      | 0-0    | 0-0    | 0-0    | 0      | 0      | 0        | 2   | 0   | 0  | 2  | 0 | 0  | 7   |     |     |
| 45            | CYPHERS, Jordan   | g      | 3-7    | 3-5    | 3-4    | 1      | 1      | 2        | 2   | 12  | 0  | 1  | 1 | 0  | 16  |     |     |
|               | Team              |        |        |        |        | 3      | 2      | 5        |     |     |    |    |   |    |     |     |     |
| <b>Totals</b> |                   |        | 21-47  | 10-22  | 12-21  | 6      | 22     | 28       | 23  | 64  | 15 | 13 | 1 | 9  | 200 |     |     |

FG % 1st Half: 10-26 38.5% 2nd half: 11-21 52.4% Game: 21-47 44.7%  
 3FG % 1st Half: 6-13 46.2% 2nd half: 4-9 44.4% Game: 10-22 45.5%  
 FT % 1st Half: 7-14 50.0% 2nd half: 5-7 71.4% Game: 12-21 57.1%

#### South Carolina 63 • 1-2

| ##            | Player            | Total  |        |        | 3-Ptr  |        |        | Rebounds |     |     | PF | TP | A | TO | Blk | Stl | Min |
|---------------|-------------------|--------|--------|--------|--------|--------|--------|----------|-----|-----|----|----|---|----|-----|-----|-----|
|               |                   | FG-FGA | FG-FGA | FT-FTA | FG-FGA | FG-FGA | FT-FTA | Off      | Def | Tot |    |    |   |    |     |     |     |
| 13            | GILL, Anthony     | f      | 1-3    | 0-0    | 0-0    | 1      | 1      | 2        | 2   | 2   | 3  | 0  | 0 | 0  | 21  |     |     |
| 15            | COOKE, Malik      | f      | 4-12   | 1-6    | 1-2    | 1      | 5      | 6        | 4   | 10  | 2  | 4  | 3 | 2  | 36  |     |     |
| 24            | HARRIS, Damontre  | f      | 2-2    | 0-0    | 1-1    | 0      | 7      | 7        | 2   | 5   | 0  | 0  | 2 | 0  | 16  |     |     |
| 30            | JACKSON, Lakeem   | g      | 5-6    | 0-0    | 2-4    | 0      | 2      | 2        | 1   | 12  | 3  | 4  | 0 | 0  | 26  |     |     |
| 32            | LEONARD, Damien   | g      | 1-5    | 1-5    | 2-4    | 1      | 0      | 1        | 3   | 5   | 2  | 2  | 0 | 2  | 24  |     |     |
| 01            | WILLIAMS, Brenton | g      | 0-1    | 0-1    | 1-2    | 0      | 0      | 0        | 0   | 1   | 0  | 0  | 0 | 0  | 2   |     |     |
| 02            | RICHARDSON, Brian | g      | 0-8    | 0-5    | 0-0    | 1      | 0      | 1        | 3   | 0   | 2  | 0  | 0 | 0  | 16  |     |     |
| 05            | SMITH, Eric       | g      | 6-10   | 5-7    | 1-0    | 0      | 2      | 2        | 2   | 18  | 1  | 4  | 0 | 0  | 18  |     |     |
| 33            | SLAWSON, RJ       | g      | 3-7    | 0-2    | 4-6    | 3      | 3      | 6        | 3   | 10  | 0  | 2  | 1 | 1  | 28  |     |     |
| 45            | GEATHERS, Carlton | g      | 0-1    | 0-0    | 0-0    | 1      | 1      | 2        | 1   | 0   | 0  | 0  | 1 | 0  | 13  |     |     |
|               | Team              |        |        |        |        | 4      | 0      | 4        |     |     |    |    |   |    |     |     |     |
| <b>Totals</b> |                   |        | 22-55  | 7-26   | 12-20  | 12     | 21     | 33       | 21  | 63  | 13 | 16 | 7 | 5  | 200 |     |     |

FG % 1st Half: 5-22 22.7% 2nd half: 17-33 51.5% Game: 22-55 40.0%  
 3FG % 1st Half: 1-8 12.5% 2nd half: 6-18 33.3% Game: 7-26 26.9%  
 FT % 1st Half: 8-15 53.3% 2nd half: 4-5 80.0% Game: 12-20 60.0%

Officials: Bill Covington Jr., Ron Tyburski, Sean Casady  
 Technical fouls: Tennessee State-None. South Carolina-None.  
 Attendance: 9045  
 Las Vegas Invitational

| Score by periods | 1st | 2nd | Total | In     | Off   | 2nd | Fast   | Bench |
|------------------|-----|-----|-------|--------|-------|-----|--------|-------|
| Tennessee State  | 33  | 31  | 64    | Points | Paint | T/O | Chance | Break |
| South Carolina   | 19  | 44  | 63    | TSU    | 14    | 14  | 11     | 6     |
|                  |     |     |       | SC     | 24    | 15  | 9      | 11    |

Last FG - TSU 2nd-03:17, SC 2nd-01:19.  
 Largest lead - TSU by 22 2nd-14:49, SC by 4 1st-16:50.

Score tied - 0 times.  
 Lead changed - 3 times.

## GAME 4 - SOUTH CAROLINA 61, MISS VALLEY STATE 57 COLUMBIA, S.C. - NOV. 22, 2011

**COLUMBIA, S.C.** - The South Carolina Gamecocks (2-2) rallied for a 61-57 victory over Mississippi Valley State (0-4) on Tuesday night at Colonial Life Arena competing in the second game of the Continental Tire Las Vegas Invitational. Senior forward Malik Cooke led the Gamecocks with 18 points, and freshman guard Damien Leonard scored a career-high 16 points for the Gamecocks. Freshman forward Anthony Gill corralled a game-leading seven rebounds, and redshirt freshman Carlton Geathers blocked a career high three shots. Mississippi Valley State was led by junior guard Terrance Joyner with 22 points and senior forward Falando Jones who tallied 11 points in the contest. The Delta Devil's senior guard Cor-J Cox pulled down a game-leading seven rebounds. Senior center Paul Crosby and freshman guard Luca Pajkovic added six boards for MVSU.

After giving up the first basket to Mississippi Valley State, the Gamecocks went on a 23-7 run to start the game. Leonard led the charge during the Gamecocks' surge with 12 points on a 4-of-5 performance from behind the arc. The run gave the Gamecocks a 14-point lead, their largest of the game, at the 8:16 mark in the first half.

Mississippi Valley State found a rhythm and went on a run of their own. The Delta Devils outscored the Gamecocks 14 to 5 over the last 6:59 of the first half to pull within four points at the break. Geathers blocked Amos Studivant's jumper in the lane that would have tied the game at 28. Cooke was fouled on the subsequent rebound and knocked down two free throws with 21 seconds left in the half to give the Gamecocks a 30-26 advantage at the break.

Mississippi Valley State took the lead early coming out of the locker room on back-to-back transition layups to begin the second half by Kevin Burwell and Terrance Joyner. Joyner drew sophomore forward Damontre Harris' third foul and converted a three-point play that gave the Delta Devils a 31-30 lead, their first lead of the game since the opening basket.

South Carolina, who had begun to chip away at the MVSU lead since the 6:36 mark in the second half, then began a feverish comeback that was ignited by the Gamecocks defense. Sophomore forward R.J. Slawson stole the ball at midcourt due to the South Carolina press. Sophomore guard Eric Smith drained a three-pointer, which was assisted by Slawson on a crossover pass, to cut the lead to five at 48-53 with 3:19 remaining. South Carolina continued to apply the press and forced another turnover, which resulted in two Leonard free throws to bring the Gamecocks to within three. A third consecutive steal, this time on an inbounds pass created a Leonard fast break layup to cut the MVSU lead to one at 52-53.

Gill drew a charge on Crosby to give the Gamecocks a chance to take the lead. Slawson drained a jumper with just 2:00 minutes remaining to take the lead at 54-53. Cooke put back a Slawson miss to extend the Gamecocks' lead to three. Cooke collected a loose ball and hit two free throws to make the score 58-53 with 55.7 to go in the game.

The Delta Devils cut the Gamecocks' lead to one at a score of 58-57 on shots by Cox and freshman guard Brent Arrington with just 24 seconds remaining, but Cooke extended the Gamecock lead to 61-57 on two trips to the line.

### Official Basketball Box Score -- Game Totals -- Final Statistics Miss. Valley State vs South Carolina 11/22/11 7 p.m. at Columbia, S.C. (Colonial Life Arena)

#### Miss. Valley State 57 • 0-4

| ##            | Player           | Total  |        |        | 3-Ptr  |        |        | Rebounds |     |     | PF | TP | A | TO | Blk | Stl | Min |
|---------------|------------------|--------|--------|--------|--------|--------|--------|----------|-----|-----|----|----|---|----|-----|-----|-----|
|               |                  | FG-FGA | FG-FGA | FT-FTA | FG-FGA | FG-FGA | FT-FTA | Off      | Def | Tot |    |    |   |    |     |     |     |
| 12            | STUDIVANT, Amos  | f      | 1-3    | 0-0    | 1-4    | 0      | 2      | 2        | 4   | 3   | 0  | 1  | 0 | 0  | 22  |     |     |
| 23            | JONES, Falando   | f      | 3-7    | 1-2    | 4-4    | 0      | 2      | 2        | 5   | 11  | 6  | 1  | 1 | 3  | 32  |     |     |
| 32            | CROSBY, Paul     | c      | 2-7    | 0-1    | 1-1    | 2      | 4      | 6        | 3   | 5   | 0  | 4  | 2 | 1  | 32  |     |     |
| 03            | JOYNER, Terrence | g      | 8-13   | 4-5    | 2-4    | 0      | 1      | 1        | 5   | 22  | 2  | 3  | 1 | 2  | 37  |     |     |
| 25            | BURWELL, Kevin   | g      | 2-7    | 1-4    | 0-0    | 1      | 1      | 2        | 3   | 5   | 3  | 1  | 0 | 0  | 35  |     |     |
| 05            | PAJKOVIC, Luka   | g      | 0-0    | 0-0    | 0-0    | 0      | 0      | 0        | 0   | 0   | 0  | 0  | 0 | 0  | 1   |     |     |
| 11            | ARRINGTON, Brent | g      | 1-5    | 0-3    | 2-3    | 2      | 4      | 6        | 2   | 4   | 1  | 2  | 0 | 2  | 16  |     |     |
| 21            | COX, Cor-J       | g      | 3-7    | 1-2    | 0-0    | 1      | 7      | 8        | 2   | 7   | 0  | 2  | 1 | 0  | 25  |     |     |
|               | Team             |        |        |        |        | 1      | 2      | 3        |     |     |    |    |   |    |     |     |     |
| <b>Totals</b> |                  |        | 20-49  | 7-17   | 10-16  | 7      | 23     | 30       | 24  | 57  | 12 | 14 | 5 | 8  | 200 |     |     |

FG % 1st Half: 7-24 29.2% 2nd half: 13-25 52.0% Game: 20-49 40.8%  
 3FG % 1st Half: 4-11 36.4% 2nd half: 3-6 50.0% Game: 7-17 41.2%  
 FT % 1st Half: 8-12 66.7% 2nd half: 2-4 50.0% Game: 10-16 62.5%

#### South Carolina 61 • 2-2

| ##            | Player            | Total  |        |        | 3-Ptr  |        |        | Rebounds |     |     | PF | TP | A | TO | Blk | Stl | Min |
|---------------|-------------------|--------|--------|--------|--------|--------|--------|----------|-----|-----|----|----|---|----|-----|-----|-----|
|               |                   | FG-FGA | FG-FGA | FT-FTA | FG-FGA | FG-FGA | FT-FTA | Off      | Def | Tot |    |    |   |    |     |     |     |
| 13            | GILL, Anthony     | f      | 3-6    | 0-0    | 2-3    | 3      | 5      | 8        | 3   | 8   | 1  | 2  | 0 | 0  | 29  |     |     |
| 15            | COOKE, Malik      | f      | 4-8    | 0-3    | 10-12  | 1      | 3      | 4        | 1   | 18  | 3  | 1  | 2 | 3  | 32  |     |     |
| 24            | HARRIS, Damontre  | f      | 1-3    | 0-0    | 2-2    | 2      | 1      | 3        | 2   | 4   | 0  | 1  | 1 | 0  | 19  |     |     |
| 05            | SMITH, Eric       | g      | 3-6    | 2-3    | 0-1    | 1      | 2      | 3        | 2   | 8   | 2  | 4  | 0 | 2  | 31  |     |     |
| 32            | LEONARD, Damien   | g      | 5-12   | 4-9    | 2-2    | 0      | 3      | 3        | 2   | 16  | 0  | 3  | 0 | 1  | 32  |     |     |
| 02            | RICHARDSON, Brian | g      | 1-5    | 0-3    | 0-0    | 0      | 2      | 2        | 1   | 2   | 1  | 1  | 0 | 0  | 11  |     |     |
| 30            | JACKSON, Lakeem   | g      | 0-2    | 0-0    | 1-3    | 2      | 1      | 3        | 1   | 1   | 0  | 1  | 0 | 0  | 19  |     |     |
| 33            | SLAWSON, RJ       | g      | 2-6    | 0-0    | 0-2    | 1      | 2      | 3        | 4   | 4   | 2  | 0  | 1 | 1  | 16  |     |     |
| 45            | GEATHERS, Carlton | g      | 0-0    | 0-0    | 0-0    | 0      | 3      | 3        | 1   | 0   | 0  | 0  | 3 | 0  | 11  |     |     |
|               | Team              |        |        |        |        | 2      | 2      | 4        |     |     |    |    |   |    |     |     |     |
| <b>Totals</b> |                   |        | 19-48  | 6-18   | 17-25  | 12     | 24     | 36       | 17  | 61  | 9  | 13 | 7 | 7  | 200 |     |     |

FG % 1st Half: 10-21 47.6% 2nd half: 9-27 33.3% Game: 19-48 39.6%  
 3FG % 1st Half: 5-10 50.0% 2nd half: 1-8 12.5% Game: 6-18 33.3%  
 FT % 1st Half: 5-10 50.0% 2nd half: 12-15 80.0% Game: 17-25 68.0%

Officials: Alan Spainhour, Matt Potter, Tim Haddix  
 Technical fouls: Miss. Valley State-None. South Carolina-None.  
 Attendance: 6723  
 Las Vegas Invitational

| Score by periods   | 1st | 2nd | Total | In     | Off   | 2nd | Fast   | Bench |
|--------------------|-----|-----|-------|--------|-------|-----|--------|-------|
| Miss. Valley State | 26  | 31  | 57    | Points | Paint | T/O | Chance | Break |
| South Carolina     | 30  | 31  | 61    | MVSU   | 18    | 15  | 3      | 8     |
|                    |     |     |       | SC     | 22    | 17  | 14     | 13    |

Last FG - MVSU 2nd-00:24, SC 2nd-01:19.  
 Largest lead - MVSU by 11 2nd-06:36, SC by 14 1st-08:16.

Score tied - 3 times.  
 Lead changed - 5 times.



**GAME 5 - SOUTH CAROLINA, 62, #1 NORTH CAROLINA 87**  
**LAS VEGAS, NEV. - NOV. 25, 2011**

**LAS VEGAS.** - The South Carolina men's basketball team (2-3) suffered an 87-62 loss to No. 1 North Carolina (5-0) on Friday in the Continental Tire Las Vegas Invitational, held at the Orleans Arena in Las Vegas. Sophomore forward RJ Slawson had an impressive game for South Carolina, posting career highs with 13 points, 14 rebounds and four blocks in the loss.

The Gamecocks had four reach double figures in the game, with freshman guard Damien Leonard leading the way with 15 points, followed by Slawson with 13, senior forward Malik Cooke with 12 and freshman forward Anthony Gill with 10. Slawson's 14 rebounds were a game high.

The top-ranked Tar Heels were led by Harrison Barnes with 21 points, while John Henson added 18 and P.J. Hairston tallied 19. Sophomore guard Kendall Marshall collected 14 assists and six steals.

North Carolina jumped out to a 27-10 lead midway through the first half, but sparked by Slawson's play, the Gamecocks battled back before halftime, where the Tar Heels would hold a 45-32 advantage.

Leonard hit two early 3s in the second half to pull Carolina within 11 at 51-40 with 16 minutes to go in the half.

The teams would trade buckets, but UNC would use a late run to push the final score to 87-62.

South Carolina shot 41.8 percent from the floor, hitting a season high nine 3s in the contest, paced by Leonard's season high five 3s.

**GAME 6 - SOUTH CAROLINA 60, SOUTHERN CALIFORNIA 63**  
**LAS VEGAS, NEV. - NOV. 16, 2011**

**LAS VEGAS.** - The South Carolina men's basketball team (2-4) suffered a 63-60 loss to Southern California (3-4) in the final round of the Continental Tire Las Vegas Invitational at the Orleans Arena on Saturday night in Las Vegas. Sophomore forward Damontre Harris led the Gamecocks with a season high 15 points, while the Trojans were paced by sophomore guard Maurice Jones with a game high 28 points.

Led by Harris' 15, three Gamecocks registered double-digit points, as senior forward Malik Cooke added 10 and sophomore guard Brian Richardson contributed a season high 12 points on 4-of-7 shooting from 3-point range. Harris collected a team high six rebounds. The Gamecocks were out-rebounded in the contest for the first time this season.

Jones led all scorers with 28 points, hitting a perfect 7-of-7 from beyond the arc, while adding two layups and three from the foul line. He played 39 minutes in the contest. Sophomore forward Dewayne Dedmon chipped in 15 points and junior forward Aaron Fuller led the Trojans with 10 rebounds.

A Richardson 3 gave South Carolina a 26-23 upperhand with just under four minutes remaining in the first half, but the Trojans would connect on three layups before halftime to hold a 30-26 advantage at the break.

Back-to-back layups by Harris and Cooke to open the second half knotted the score at 30-30 with 18:48 remaining.

The teams would trade baskets through the middle of the half, with neither team holding more than a five-point advantage. A 3 by Cooke with 8:39 remaining gave the Gamecocks a 48-44 edge, but Jones would bury three 3s over the next five minutes to give Southern California a 58-53 lead with 3:09 remaining.

The score stayed close during the final minutes of play. The Gamecocks found themselves down three with 43 seconds to go, but another clutch jumper by Cooke would pull Carolina within one at 60-61 with 33 seconds remaining.

A Gamecock foul would give Jones a one-and-one opportunity with 25 seconds to go. Jones scored both at the line and the Gamecocks were unable to connect on a 3 late in the set, as Southern California won 63-60.

**Official Basketball Box Score -- Game Totals -- Final Statistics**  
**SC vs NC**  
**11/25/11 7:00pm at The Orleans**

**SC 62 • 2-3**

| #      | Player            | Total  |      |      | 3-Ptr |     |     | Rebounds |    |    | PF | TP | A | TO  | Blk | Stl | Min |
|--------|-------------------|--------|------|------|-------|-----|-----|----------|----|----|----|----|---|-----|-----|-----|-----|
|        |                   | FG     | FGA  | FT   | FTA   | Off | Def | Tot      |    |    |    |    |   |     |     |     |     |
| 05     | SMITH, Eric       | * 2-6  | 2-5  | 0-0  | 0     | 0   | 0   | 1        | 6  | 3  | 3  | 0  | 0 | 0   | 0   | 27  |     |
| 13     | GILL, Anthony     | * 3-7  | 0-0  | 4-6  | 3     | 3   | 6   | 5        | 10 | 2  | 3  | 0  | 1 | 23  |     |     |     |
| 15     | COOKE, Malik      | * 4-9  | 2-2  | 2-4  | 2     | 3   | 5   | 3        | 12 | 4  | 3  | 2  | 2 | 29  |     |     |     |
| 24     | HARRIS, Damontre  | * 0-2  | 0-0  | 0-0  | 2     | 3   | 5   | 3        | 0  | 0  | 0  | 1  | 1 | 19  |     |     |     |
| 32     | LEONARD, Damien   | * 5-12 | 5-11 | 0-0  | 0     | 1   | 1   | 3        | 15 | 0  | 5  | 0  | 0 | 36  |     |     |     |
| 02     | RICHARDSON, Brian | 2-6    | 0-4  | 0-0  | 0     | 3   | 3   | 4        | 4  | 2  | 3  | 0  | 0 | 19  |     |     |     |
| 30     | JACKSON, Lakeem   | 1-2    | 0-0  | 0-0  | 0     | 2   | 2   | 0        | 2  | 1  | 4  | 0  | 0 | 13  |     |     |     |
| 33     | SLAWSON, RJ       | 6-10   | 0-1  | 1-2  | 4     | 10  | 14  | 4        | 13 | 0  | 4  | 4  | 1 | 31  |     |     |     |
| 45     | GEATHERS, Carlton | 0-1    | 0-0  | 0-0  | 0     | 2   | 2   | 2        | 0  | 0  | 0  | 0  | 0 | 3   |     |     |     |
| Team   |                   |        |      |      | 3     | 2   | 5   |          |    |    |    |    |   |     |     |     |     |
| Totals |                   | 23-55  | 9-23 | 7-12 | 14    | 29  | 43  | 25       | 62 | 12 | 25 | 7  | 5 | 200 |     |     |     |

FG % 1st Half: 12-25 48.0% 2nd half: 11-30 36.7% Game: 23-55 41.8%  
 3FG % 1st Half: 3-9 33.3% 2nd half: 6-14 42.9% Game: 9-23 39.1%  
 FT % 1st Half: 5-9 55.6% 2nd half: 2-3 66.7% Game: 7-12 58.3%

Deadball Rebounds 3

**NC 87 • 5-0**

| #      | Player               | Total  |      |       | 3-Ptr |     |     | Rebounds |    |    | PF | TP | A  | TO  | Blk | Stl | Min |
|--------|----------------------|--------|------|-------|-------|-----|-----|----------|----|----|----|----|----|-----|-----|-----|-----|
|        |                      | FG     | FGA  | FT    | FTA   | Off | Def | Tot      |    |    |    |    |    |     |     |     |     |
| 01     | Dexter Strickland    | * 1-3  | 0-0  | 0-0   | 0     | 3   | 3   | 2        | 2  | 1  | 2  | 0  | 0  | 32  |     |     |     |
| 05     | Kendall Marshall     | * 2-3  | 0-0  | 0-0   | 0     | 2   | 2   | 1        | 4  | 14 | 1  | 0  | 6  | 32  |     |     |     |
| 31     | John Henson          | * 8-15 | 0-0  | 2-6   | 2     | 6   | 8   | 2        | 18 | 1  | 2  | 1  | 0  | 29  |     |     |     |
| 40     | Harrison Barnes      | * 6-10 | 2-3  | 7-10  | 2     | 3   | 5   | 2        | 21 | 0  | 3  | 0  | 1  | 24  |     |     |     |
| 44     | Tyler Zeller         | * 4-12 | 0-0  | 4-6   | 4     | 1   | 5   | 4        | 12 | 1  | 1  | 1  | 2  | 20  |     |     |     |
| 11     | Stilman White        | 1-1    | 1-1  | 0-0   | 0     | 0   | 0   | 0        | 3  | 1  | 0  | 0  | 0  | 3   |     |     |     |
| 14     | Desmond Hubert       | 0-0    | 0-0  | 0-0   | 0     | 0   | 0   | 0        | 0  | 0  | 0  | 0  | 0  | 1   |     |     |     |
| 15     | P.J. Hairston        | 5-8    | 5-8  | 4-6   | 1     | 1   | 2   | 1        | 19 | 0  | 0  | 0  | 1  | 15  |     |     |     |
| 21     | Jackson Simmons      | 0-0    | 0-0  | 0-0   | 1     | 0   | 1   | 0        | 0  | 0  | 1  | 0  | 0  | 1   |     |     |     |
| 22     | David Dupont         | 0-1    | 0-1  | 0-0   | 0     | 0   | 0   | 0        | 0  | 0  | 0  | 0  | 0  | 1   |     |     |     |
| 24     | Justin Watts         | 1-4    | 0-1  | 0-0   | 0     | 1   | 1   | 1        | 2  | 0  | 0  | 0  | 1  | 8   |     |     |     |
| 30     | Patrick Crouch       | 0-0    | 0-0  | 0-0   | 0     | 0   | 0   | 0        | 0  | 1  | 0  | 0  | 0  | 1   |     |     |     |
| 34     | Stewart Cooper       | 0-0    | 0-0  | 0-0   | 0     | 0   | 0   | 0        | 0  | 0  | 0  | 0  | 0  | 1   |     |     |     |
| 35     | Reggie Bullock       | 0-4    | 0-2  | 0-0   | 3     | 2   | 5   | 0        | 0  | 3  | 0  | 0  | 0  | 13  |     |     |     |
| 43     | James Michael McAdoo | 3-6    | 0-0  | 0-2   | 0     | 1   | 1   | 2        | 6  | 0  | 0  | 1  | 0  | 19  |     |     |     |
| Team   |                      |        |      |       | 2     | 0   | 2   |          |    |    |    |    |    |     |     |     |     |
| Totals |                      | 31-67  | 8-16 | 17-30 | 15    | 20  | 35  | 15       | 87 | 22 | 10 | 3  | 11 | 200 |     |     |     |

FG % 1st Half: 16-35 45.7% 2nd half: 15-32 46.9% Game: 31-67 46.3%  
 3FG % 1st Half: 3-7 42.9% 2nd half: 5-9 55.6% Game: 8-16 50.0%  
 FT % 1st Half: 10-15 66.7% 2nd half: 7-15 46.7% Game: 17-30 56.7%

Deadball Rebounds 5

Officials: Oneil, Stigliano, Schnur  
 Technical fouls: SC-RICHARDSON, Brian; COOKE, Malik. NC-None.  
 Attendance:

| Score by periods | 1st | 2nd | Total |
|------------------|-----|-----|-------|
| SC               | 32  | 30  | 62    |
| NC               | 45  | 42  | 87    |

|        | In | Off | 2nd | Fast | Bench |
|--------|----|-----|-----|------|-------|
| Points | 20 | 8   | 16  | 0    | 19    |
| SC     | 44 | 28  | 16  | 16   | 30    |
| NC     |    |     |     |      |       |

Last FG - SC 2nd-00:30, NC 2nd-00:52.  
 Largest lead - SC None, NC by 27 2nd-00:52.

Score tied - 0 times.  
 Lead changed - 0 times.

**Official Basketball Box Score -- Game Totals -- Final Statistics**  
**Southern Cal vs South Carolina**  
**11/26/11 4:30pm at The Orleans**

**Southern Cal 63 • 3-4**

| #      | Player           | Total  |      |      | 3-Ptr |     |     | Rebounds |    |   | PF | TP | A | TO  | Blk | Stl | Min |
|--------|------------------|--------|------|------|-------|-----|-----|----------|----|---|----|----|---|-----|-----|-----|-----|
|        |                  | FG     | FGA  | FT   | FTA   | Off | Def | Tot      |    |   |    |    |   |     |     |     |     |
| 02     | ALLEN, G         | * 1-4  | 0-3  | 0-0  | 0     | 1   | 1   | 1        | 2  | 3 | 0  | 0  | 0 | 32  |     |     |     |
| 10     | Jones, Maurice   | * 9-15 | 7-7  | 3-5  | 0     | 1   | 1   | 2        | 28 | 2 | 3  | 0  | 2 | 39  |     |     |     |
| 14     | DEDMON, D        | * 6-8  | 0-0  | 3-3  | 5     | 3   | 8   | 3        | 15 | 0 | 2  | 1  | 3 | 35  |     |     |     |
| 21     | Fuller, Aaron    | * 2-6  | 0-0  | 2-4  | 6     | 4   | 10  | 2        | 6  | 2 | 2  | 0  | 1 | 35  |     |     |     |
| 25     | WESLEY, B        | * 4-7  | 0-0  | 0-0  | 1     | 1   | 2   | 3        | 8  | 0 | 2  | 0  | 0 | 35  |     |     |     |
| 03     | Moore, Alex      | 0-2    | 0-0  | 0-0  | 0     | 1   | 1   | 1        | 0  | 0 | 1  | 0  | 0 | 13  |     |     |     |
| 24     | Munoz, Daniel    | 0-1    | 0-0  | 0-0  | 1     | 0   | 1   | 0        | 0  | 0 | 0  | 0  | 0 | 0   |     |     |     |
| 31     | Błaszczyk, James | 0-1    | 0-0  | 0-0  | 0     | 2   | 2   | 0        | 0  | 0 | 0  | 0  | 0 | 5   |     |     |     |
| 33     | JACKSON, G       | 2-4    | 0-1  | 0-0  | 0     | 1   | 1   | 1        | 4  | 0 | 0  | 0  | 0 | 6   |     |     |     |
| Team   |                  |        |      |      | 1     | 0   | 1   |          |    |   |    |    |   |     |     |     |     |
| Totals |                  | 24-48  | 7-11 | 8-12 | 14    | 14  | 28  | 13       | 63 | 7 | 10 | 1  | 6 | 200 |     |     |     |

FG % 1st Half: 12-28 42.9% 2nd half: 12-20 60.0% Game: 24-48 50.0%  
 3FG % 1st Half: 2-5 40.0% 2nd half: 5-6 83.3% Game: 7-11 63.6%  
 FT % 1st Half: 4-6 66.7% 2nd half: 4-6 66.7% Game: 8-12 66.7%

Deadball Rebounds 2

**South Carolina 60 • 2-4**

| #      | Player            | Total  |      |     | 3-Ptr |     |     | Rebounds |    |    | PF | TP | A | TO  | Blk | Stl | Min |
|--------|-------------------|--------|------|-----|-------|-----|-----|----------|----|----|----|----|---|-----|-----|-----|-----|
|        |                   | FG     | FGA  | FT  | FTA   | Off | Def | Tot      |    |    |    |    |   |     |     |     |     |
| 05     | SMITH, Eric       | * 1-1  | 1-1  | 0-0 | 0     | 0   | 0   | 4        | 3  | 1  | 3  | 0  | 1 | 20  |     |     |     |
| 13     | GILL, Anthony     | * 2-3  | 0-0  | 3-3 | 2     | 0   | 2   | 2        | 7  | 2  | 0  | 0  | 2 | 18  |     |     |     |
| 15     | COOKE, Malik      | * 4-5  | 1-2  | 1-1 | 0     | 2   | 2   | 2        | 10 | 0  | 3  | 0  | 1 | 30  |     |     |     |
| 24     | HARRIS, Damontre  | * 7-11 | 0-0  | 1-1 | 3     | 3   | 6   | 1        | 15 | 0  | 0  | 2  | 0 | 30  |     |     |     |
| 32     | LEONARD, Damien   | * 0-6  | 0-4  | 0-0 | 0     | 0   | 0   | 2        | 0  | 0  | 1  | 0  | 0 | 23  |     |     |     |
| 02     | RICHARDSON, Brian | 4-9    | 4-7  | 0-0 | 0     | 2   | 2   | 2        | 12 | 1  | 2  | 0  | 0 | 27  |     |     |     |
| 30     | JACKSON, Lakeem   | 1-1    | 0-0  | 2-2 | 0     | 1   | 1   | 1        | 4  | 4  | 3  | 1  | 0 | 20  |     |     |     |
| 33     | SLAWSON, RJ       | 3-6    | 2-3  | 1-1 | 0     | 3   | 3   | 1        | 9  | 2  | 1  | 1  | 0 | 29  |     |     |     |
| 45     | GEATHERS, Carlton | 0-0    | 0-0  | 0-0 | 0     | 0   | 0   | 1        | 0  | 0  | 0  | 0  | 0 | 3   |     |     |     |
| Team   |                   |        |      |     | 1     | 1   | 2   |          |    |    |    |    |   |     |     |     |     |
| Totals |                   | 22-42  | 8-17 | 8-8 | 6     | 12  | 18  | 16       | 60 | 10 | 13 | 4  | 4 | 200 |     |     |     |

FG % 1st Half: 10-22 45.5% 2nd half: 12-20 60.0% Game: 22-42 52.4%  
 3FG % 1st Half: 4-10 40.0% 2nd half: 4-7 57.1% Game: 8-17 47.1%  
 FT % 1st Half: 2-2 100.0% 2nd half: 6-6 100.0% Game: 8-8 100.0%

Deadball Rebounds 0

Officials: Darren George, Jeb Hartness, Mark Schur  
 Technical fouls: Southern Cal-None. South Carolina-None.  
 Attendance:

| Score by periods | 1st | 2nd | Total |
|------------------|-----|-----|-------|
| Southern Cal     | 30  | 33  | 63    |
| USC              | 26  | 34  | 60    |
| South Carolina   | 26  | 34  | 60    |

|        | In | Off | 2nd | Fast | Bench |
|--------|----|-----|-----|------|-------|
| Points | 26 | 18  | 17  | 4    | 4     |
| USC    | 24 | 12  | 9   | 2    | 25    |
| SC     |    |     |     |      |       |

Last FG - USC 2nd-00:43, SC 2nd-00:33.  
 Largest lead - USC by 5 2nd-16:52, SC by 4 1st-09:48.

Score tied - 9 times.  
 Lead changed - 9 times.

## GAME 7 - SOUTH CAROLINA 67, PROVIDENCE 76

### COLUMBIA, S.C. - DEC. 1, 2011

**COLUMBIA, S.C.** - Despite a late rally, South Carolina (2-5) could not overcome a 14-point deficit and suffered a 76-67 defeat to Providence (6-2) at Colonial Life Arena on Thursday night as a part of the Big East/SEC Challenge. Senior forward Malik Cooke led the Gamecock offense, shooting 8-of-12 from the field and scoring a season-high 21 points. Sophomore guard Eric Smith also added 16 points.

Sophomore forward R.J. Slawson's eight rebounds paced South Carolina in holding a 40-34 advantage in the rebounding category, and freshman forward Carlton Geathers tied a career-high with three blocks on the night.

The Friars found themselves with a 15-8 lead as the game crossed the 11:00 mark in the first half, but a 3-point basket from Cooke from the top of the key and a tough layup brought the Gamecocks to within two at the halfway point of the first half. Providence would maintain the lead though near the end of the half and went into the break leading the game 34-27.

Carolina would fight back in the second half with a 7-0 run started by a Lakeem Jackson dunk with 11:50 left to play. Cooke would follow with two free throws and sophomore guard Brian Richardson capped off the run with a three-point play to make the game 51-47 Friars with 8:58 left to go.

Providence answered with a pair of free throws by Gerard Coleman and staved off the Gamecock rally to open their lead back up to 10 with five and a half minutes left.

South Carolina staged a late comeback as Cooke hit his third 3 of the night and sophomore Bruce Ellington finished off an acrobatic layup with 3:34 remaining. Cooke would hit another jumper to cut the Friar lead to seven, but Providence would answer with solid free throw shooting to close out the game.

### Official Basketball Box Score -- Game Totals -- Final Statistics

#### Providence College vs South Carolina

12/1/11 7 p.m. at Columbia, S.C. (Colonial Life Arena)

#### Providence College 76 • 6-2

| ##     | Player           | Total  |        |        | 3-Ptr  |        |        | Rebounds |     |     | PF | TP | A  | TO | Blk | Stl | Min |
|--------|------------------|--------|--------|--------|--------|--------|--------|----------|-----|-----|----|----|----|----|-----|-----|-----|
|        |                  | FG-FGA | FG-FGA | FT-FTA | FG-FGA | FG-FGA | FT-FTA | Off      | Def | Tot |    |    |    |    |     |     |     |
| 23     | HENTON, LaDontae | f      | 6-9    | 3-3    | 3-3    | 3      | 5      | 8        | 1   | 18  | 2  | 2  | 0  | 0  | 40- |     |     |
| 34     | GIPLAYE, Ron     | f      | 0-2    | 0-0    | 1-2    | 0      | 3      | 3        | 3   | 1   | 0  | 0  | 2  | 0  | 13  |     |     |
| 01     | COLEMAN, Gerard  | g      | 4-9    | 0-1    | 10-13  | 0      | 4      | 4        | 0   | 18  | 4  | 3  | 0  | 1  | 40  |     |     |
| 11     | COTTON, Bryce    | g      | 3-8    | 2-4    | 5-5    | 2      | 4      | 6        | 2   | 13  | 4  | 3  | 0  | 1  | 39  |     |     |
| 32     | COUNCIL, Vincent | g      | 7-14   | 1-3    | 1-2    | 0      | 0      | 0        | 2   | 16  | 6  | 5  | 1  | 2  | 39  |     |     |
| 13     | KOFANE, Brice    | g      | 0-1    | 0-0    | 0-0    | 0      | 2      | 2        | 1   | 0   | 0  | 0  | 0  | 0  | 5   |     |     |
| 21     | GOLDSBROUGH, Lee | g      | 0-0    | 0-0    | 0-0    | 0      | 0      | 0        | 0   | 0   | 0  | 0  | 0  | 0  | 2   |     |     |
| 42     | DIXON, Bilal     | g      | 4-7    | 0-0    | 2-2    | 2      | 5      | 7        | 1   | 10  | 0  | 2  | 7  | 0  | 22  |     |     |
| Team   |                  |        |        |        |        | 0 4 4  |        |          |     |     |    |    |    |    |     |     |     |
| Totals |                  |        | 24-50  | 6-11   | 22-27  | 7      | 27     | 34       | 10  | 76  | 16 | 15 | 10 | 4  | 200 |     |     |

FG % 1st Half: 13-28 46.4% 2nd half: 11-22 50.0% Game: 24-50 48.0% Deadball Rebounds 2  
 3FG % 1st Half: 3-5 60.0% 2nd half: 3-6 50.0% Game: 6-11 54.5%  
 FT % 1st Half: 5-7 71.4% 2nd half: 17-20 85.0% Game: 22-27 81.5%

#### South Carolina 67 • 2-5

| ##     | Player            | Total  |        |        | 3-Ptr  |        |        | Rebounds |     |     | PF | TP | A | TO | Blk | Stl | Min |
|--------|-------------------|--------|--------|--------|--------|--------|--------|----------|-----|-----|----|----|---|----|-----|-----|-----|
|        |                   | FG-FGA | FG-FGA | FT-FTA | FG-FGA | FG-FGA | FT-FTA | Off      | Def | Tot |    |    |   |    |     |     |     |
| 13     | GILL, Anthony     | f      | 3-6    | 0-0    | 1-1    | 2      | 1      | 3        | 0   | 7   | 2  | 1  | 0 | 0  | 17  |     |     |
| 15     | COOKE, Malik      | f      | 8-12   | 3-5    | 2-2    | 2      | 1      | 3        | 2   | 21  | 3  | 4  | 2 | 4  | 33  |     |     |
| 24     | HARRIS, Damontre  | f      | 0-1    | 0-0    | 0-0    | 1      | 1      | 2        | 1   | 0   | 0  | 0  | 1 | 0  | 15  |     |     |
| 05     | SMITH, Eric       | g      | 6-13   | 3-8    | 1-2    | 1      | 2      | 3        | 2   | 16  | 1  | 0  | 0 | 2  | 28  |     |     |
| 32     | LEONARD, Damien   | g      | 0-5    | 0-5    | 0-0    | 0      | 2      | 2        | 1   | 0   | 0  | 1  | 0 | 0  | 9   |     |     |
| 02     | RICHARDSON, Brian | g      | 2-12   | 0-6    | 1-1    | 2      | 2      | 4        | 3   | 5   | 0  | 0  | 0 | 0  | 17  |     |     |
| 23     | ELLINGTON, Bruce  | g      | 3-11   | 0-4    | 0-0    | 1      | 1      | 2        | 3   | 6   | 1  | 2  | 0 | 0  | 27  |     |     |
| 30     | JACKSON, Lakeem   | g      | 2-4    | 0-1    | 0-0    | 5      | 1      | 6        | 2   | 4   | 1  | 2  | 0 | 1  | 24  |     |     |
| 33     | SLAWSON, RJ       | g      | 2-8    | 0-1    | 4-4    | 4      | 4      | 8        | 4   | 8   | 1  | 2  | 1 | 2  | 22  |     |     |
| 45     | GEATHERS, Carlton | g      | 0-0    | 0-0    | 0-0    | 0      | 3      | 3        | 1   | 0   | 0  | 1  | 3 | 0  | 8   |     |     |
| Team   |                   |        |        |        |        | 2 2 4  |        |          |     |     |    |    |   |    |     |     |     |
| Totals |                   |        | 26-72  | 6-30   | 9-10   | 20     | 20     | 40       | 19  | 67  | 9  | 13 | 7 | 9  | 200 |     |     |

FG % 1st Half: 12-39 30.8% 2nd half: 14-33 42.4% Game: 26-72 36.1% Deadball Rebounds 1  
 3FG % 1st Half: 2-14 14.3% 2nd half: 4-16 25.0% Game: 6-30 20.0%  
 FT % 1st Half: 1-2 50.0% 2nd half: 8-8 100.0% Game: 9-10 90.0%

Officials: Doug Simmons, Karl Hess, Mike Roberts  
 Technical fouls: Providence College-None. South Carolina-None.  
 Attendance: 7476  
 Big East/SEC Challenge

| Score by periods   | 1st | 2nd | Total |
|--------------------|-----|-----|-------|
| Providence College | 34  | 42  | 76    |
| South Carolina     | 27  | 40  | 67    |

Last FG - PC 2nd-01:36, SC 2nd-00:35.  
 Largest lead - PC by 14 2nd-04:04, SC by 2 1st-19:09.

Score tied - 1 time.  
 Lead changed - 1 time.

## GAME 8 - SOUTH CAROLINA 58, CLEMSON 55

### CLEMSON, S.C. - DEC. 4, 2011

**CLEMSON, S.C.** - Malik Cooke hit two free throws with 6.7 seconds remaining to seal a 58-55 South Carolina victory over Clemson on Sunday at Littlejohn Coliseum. The Gamecocks improve to 3-5 on the year, while Clemson falls to 4-3. The victory was South Carolina's first at Clemson since the 2003 campaign, while it was Carolina's second straight victory over the Tigers.

Sophomore forward Damontre Harris contributed 10 points, six rebounds and a career-high five blocks to pace the Gamecocks, and Cooke sealed the win with two free throws in the final seven seconds en route to six points, eight rebounds and four steals in the game. In just his second game back with the basketball team, sophomore guard Bruce Ellington contributed nine points, including two key free throws with 13 seconds remaining.

Both teams traded baskets to start the contest before Clemson extended its lead to 22-16 with 8:31 remaining in the opening half. Sophomore guard Eric Smith responded for Carolina with a driving layup, but Clemson's Andre Young connected on a 3 for a 25-18 Tiger advantage with 5:44 on the clock.

Both team's had their offensive chances the remainder of the half. Young hit a layup, and a 3 by Tanner Smith pushed the Tiger lead to 35-25 with just seconds remaining before halftime, but Ellington stepped to the 3-point line and hit a jumper with 1.9 seconds on the clock to pull the Gamecocks within seven at the break, 35-28.

Both teams started slow on the offensive end to open the second half. Junior forward Lakeem Jackson hit a bank shot with 18:42 on the clock and Cooke connected on a jumper 30 seconds later, as the Tiger lead was just three points at the 16-minute mark.

A putback by Harris with 4:36 on the clock knotted the score at 47-47, before a layup by freshman forward Anthony Gill with just over three minutes remaining gave the Gamecocks a 49-47 advantage.

Clemson responded to tie the score at 49 before Gill gave the Gamecocks a 52-49 advantage on a 3 from the wing with 1:19 on the clock.

Clemson's Devin Booker made two free throws to pull within one at 52-51 with 58.1 on the clock, before Smith hit a crucial shot for the Gamecocks, connecting on a jumper assisted by Ellington with 25.9 seconds remaining, pushing the Carolina advantage to 54-51.

Ellington and Cooke both connected on free throw opportunities down the stretch, and Clemson's Smith was unable to tie the score on three free throw attempts, as the Gamecock earned the 58-55 victory.

### Official Basketball Box Score -- Game Totals -- Final Statistics

#### South Carolina vs Clemson

12/4/11 3:30 PM at Clemson, SC (Littlejohn Coliseum)

#### South Carolina 58 • 3-5

| ##     | Player            | Total  |        |        | 3-Ptr  |        |        | Rebounds |     |     | PF | TP | A | TO | Blk | Stl | Min |
|--------|-------------------|--------|--------|--------|--------|--------|--------|----------|-----|-----|----|----|---|----|-----|-----|-----|
|        |                   | FG-FGA | FG-FGA | FT-FTA | FG-FGA | FG-FGA | FT-FTA | Off      | Def | Tot |    |    |   |    |     |     |     |
| 13     | GILL, Anthony     | f      | 3-7    | 2-3    | 2-4    | 0      | 6      | 6        | 4   | 10  | 0  | 0  | 0 | 0  | 24  |     |     |
| 15     | COOKE, Malik      | f      | 2-10   | 0-2    | 2-4    | 5      | 3      | 8        | 2   | 6   | 1  | 1  | 0 | 4  | 35  |     |     |
| 24     | HARRIS, Damontre  | f      | 4-9    | 0-0    | 2-2    | 3      | 3      | 6        | 2   | 10  | 0  | 1  | 5 | 1  | 35  |     |     |
| 30     | JACKSON, Lakeem   | f      | 4-5    | 0-1    | 0-1    | 1      | 3      | 4        | 1   | 8   | 2  | 2  | 0 | 0  | 25  |     |     |
| 05     | SMITH, Eric       | g      | 2-3    | 0-1    | 0-0    | 0      | 2      | 2        | 2   | 4   | 3  | 1  | 0 | 0  | 22  |     |     |
| 02     | RICHARDSON, Brian | g      | 3-4    | 2-3    | 1-2    | 1      | 2      | 3        | 0   | 9   | 0  | 0  | 0 | 0  | 22  |     |     |
| 23     | ELLINGTON, Bruce  | g      | 2-8    | 1-4    | 4-4    | 0      | 0      | 0        | 3   | 9   | 2  | 2  | 0 | 1  | 23  |     |     |
| 32     | LEONARD, Damien   | g      | 1-3    | 0-1    | 0-0    | 0      | 0      | 0        | 0   | 2   | 0  | 0  | 0 | 0  | 5   |     |     |
| 33     | SLAWSON, RJ       | g      | 0-0    | 0-0    | 0-0    | 0      | 1      | 1        | 2   | 0   | 0  | 0  | 0 | 0  | 6   |     |     |
| 45     | GEATHERS, Carlton | g      | 0-1    | 0-0    | 0-0    | 0      | 0      | 0        | 0   | 0   | 0  | 0  | 0 | 0  | 3   |     |     |
| Team   |                   |        |        |        |        | 0 3 3  |        |          |     |     |    |    |   |    |     |     |     |
| Totals |                   |        | 21-50  | 5-15   | 11-17  | 10     | 23     | 33       | 16  | 58  | 8  | 8  | 5 | 6  | 200 |     |     |

FG % 1st Half: 12-26 46.2% 2nd half: 9-24 37.5% Game: 21-50 42.0% Deadball Rebounds 3  
 3FG % 1st Half: 4-10 40.0% 2nd half: 1-5 20.0% Game: 5-15 33.3%  
 FT % 1st Half: 0-0 0.0% 2nd half: 11-17 64.7% Game: 11-17 64.7%

#### Clemson 55 • 4-3

| ##     | Player            | Total  |        |        | 3-Ptr  |        |        | Rebounds |     |     | PF | TP | A | TO | Blk | Stl | Min |
|--------|-------------------|--------|--------|--------|--------|--------|--------|----------|-----|-----|----|----|---|----|-----|-----|-----|
|        |                   | FG-FGA | FG-FGA | FT-FTA | FG-FGA | FG-FGA | FT-FTA | Off      | Def | Tot |    |    |   |    |     |     |     |
| 24     | Jennings, Milton  | f      | 3-8    | 0-1    | 1-2    | 2      | 2      | 4        | 1   | 7   | 1  | 5  | 0 | 0  | 31  |     |     |
| 31     | Booker, Devin     | f      | 2-7    | 0-0    | 2-2    | 4      | 5      | 9        | 2   | 6   | 2  | 2  | 0 | 1  | 31  |     |     |
| 04     | Hall, Rod         | g      | 2-2    | 1-1    | 1-2    | 0      | 0      | 0        | 5   | 6   | 3  | 0  | 0 | 0  | 34  |     |     |
| 05     | Smith, Tanner     | g      | 2-7    | 2-5    | 6-7    | 0      | 6      | 6        | 1   | 12  | 5  | 0  | 0 | 1  | 36  |     |     |
| 11     | Young, Andre      | g      | 3-11   | 2-9    | 0-0    | 2      | 5      | 7        | 1   | 8   | 2  | 0  | 0 | 0  | 35  |     |     |
| 01     | Sapp, T.J.        | g      | 1-3    | 0-1    | 0-0    | 0      | 0      | 0        | 1   | 2   | 0  | 1  | 0 | 1  | 12  |     |     |
| 10     | Baciu, Catalin    | g      | 4-4    | 0-0    | 2-3    | 1      | 2      | 3        | 2   | 10  | 0  | 0  | 1 | 0  | 9   |     |     |
| 21     | Narcisse, Bryan   | g      | 2-8    | 0-1    | 0-0    | 2      | 0      | 2        | 1   | 4   | 0  | 2  | 0 | 0  | 8   |     |     |
| 22     | Sullivan, Bernard | g      | 0-0    | 0-0    | 0-0    | 0      | 1      | 1        | 1   | 0   | 0  | 0  | 0 | 0  | 2   |     |     |
| 32     | McDaniels, K.J.   | g      | 0-0    | 0-0    | 0-0    | 0      | 0      | 0        | 0   | 0   | 0  | 0  | 0 | 0  | 2   |     |     |
| Team   |                   |        |        |        |        | 0 1 1  |        |          |     |     |    |    |   |    |     |     |     |
| Totals |                   |        | 19-50  | 5-18   | 12-16  | 11     | 22     | 33       | 15  | 55  | 13 | 11 | 1 | 3  | 200 |     |     |

FG % 1st Half: 12-26 46.2% 2nd half: 7-24 29.2% Game: 19-50 38.0% Deadball Rebounds 1  
 3FG % 1st Half: 5-11 45.5% 2nd half: 0-7 0.0% Game: 5-18 27.8%  
 FT % 1st Half: 6-9 66.7% 2nd half: 6-7 85.7% Game: 12-16 75.0%

Officials: Roger Ayers, Tony Greene, Gary Maxwell  
 Technical fouls: South Carolina-None. Clemson-None.  
 Attendance: 7238

| Score by periods | 1st | 2nd | Total |
|------------------|-----|-----|-------|
| South Carolina   | 28  | 30  | 58    |
| Clemson          | 35  | 20  | 55    |

Last FG - SC 2nd-00:29, CU 2nd-00:17.  
 Largest lead - SC by 5 1st-17:48, CU by 10 1st-00:24.

Score tied - 4 times.  
 Lead changed - 8 times.

**GAME 9 - SOUTH CAROLINA, 66, PRESBYTERIAN 58**  
**COLUMBIA, S.C. - DEC. 13, 2011**

**COLUMBIA, S.C.** - Bruce Ellington tallied a season high 15 points to lead South Carolina (4-5) to its second straight win with a 66-58 victory over Presbyterian (4-5) Tuesday night at the Colonial Life Arena.

Ellington, who has increased his scoring output in all three games that he has played since returning to the team, also hit his season high marks with three assists and a steal. Malik Cooke was nearly perfect in his 14-point night, going 5-for-7 from the field and 3-for-3 from the charity stripe. He also made his lone attempt from 3-point range.

Freshman Anthony Gill put together a 10-point, 8-rebound effort, and sophomore Damontre Harris matched his career high with five blocks in the game.

After beginning the night cold from the field and falling behind 20-10 midway through the first half, South Carolina used a 12-0 run over a two-minute period in the second half to turn the tide.

Trailing 30-28, Ellington's free throw on the backend of a three-point play with 15:37 remaining in the game gave the Gamecocks their first lead of the game at 31-30. Brian Richardson added two on Carolina's next possession, and Cooke finished a reverse layup in transition to push the lead to 35-30.

Following a timeout, Cooke responded with five more unanswered points to give the Gamecocks a double-digit lead before the Blue Hose ended the bleeding with a bucket with 13:41 remaining in the game.

Presbyterian was unable to pull within four points for the remainder of the contest with South Carolina swelling its lead to as many as 14 points. The Gamecocks shot 70.4 percent from the field in the second half after only hitting 7-of-29 shots in the first half.

**GAME 10 - SOUTH CAROLINA 66, #2 OHIO STATE 74**  
**COLUMBIA, S.C. - DEC. 17, 2011**

**COLUMBIA, S.C.** - South Carolina gave No. 2/2 Ohio State a scare, but the Buckeyes were able to hold on late for a 74-66 win Saturday afternoon at Colonial Life Arena. Ohio State improves to 10-1, and South Carolina falls to 4-6.

Ohio State's Deshaun Thomas posted a career-high 30 points in the absence of Jared Sullinger to lead the Buckeyes to their smallest margin of victory against an unranked opponent. William Buford added 17 points, and Lenzelle Smith Jr. had nine points and nine rebounds for the Buckeyes.

Malik Cooke hit a season-high 21 points and added three assists and two steals for South Carolina. Anthony Gill contributed 11 points and a team-high four rebounds.

Ohio State only got six minutes out of Sullinger, the Preseason Player of the Year who left the court in the first half after injuring his foot. The sophomore had three points, two rebounds and a block before leaving the building on crutches.

The Gamecocks took a 33-29 lead into the half courtesy of Cooke's 10 points and an all-around effort that saw eight players score in the half. The Buckeyes jumped out to a seven-point lead midway through the opening half before the Gamecocks evened the score at 22 with a 3-pointer by Eric Smith with five minutes remaining in the period.

South Carolina took its first lead at 27-26 when Damien Leonard popped a 3-pointer from the baseline, and the team solidified the halftime advantage with Damontre Harris and Cooke scoring the final four points of the half.

Two minutes into the second half, Cooke left the game with an injury, and the Buckeyes took advantage with a 17-6 run to reclaim the lead and momentum before Cooke returned with 12 minutes to go in the game.

Ohio State pushed its advantage to as many as 13 points in the final five minutes before the Gamecocks fought back in the closing minutes. Trailing 73-66 with 32 seconds remaining, South Carolina had an opportunity to turn it into a two-possession game, but Ohio State forced a turnover and hit a free throw to seal the victory.

**Official Basketball Box Score -- Game Totals -- Final Statistics**  
**Presbyterian vs South Carolina**  
**12/13/11 7 p.m. at Columbia, S.C. (Colonial Life Arena)**

**Presbyterian 58 • 4-5**

| #             | Player             | Total  |        | 3-Ptr  |        | Rebounds |     |     | PF | TP | A  | TO | Blk | Stl | Min |
|---------------|--------------------|--------|--------|--------|--------|----------|-----|-----|----|----|----|----|-----|-----|-----|
|               |                    | FG-FGA | FT-FTA | FG-FGA | FT-FTA | Off      | Def | Tot |    |    |    |    |     |     |     |
| 34            | COLEMAN, Al'Lonzo  | f      | 4-9    | 0-0    | 2-4    | 1        | 5   | 6   | 5  | 10 | 3  | 3  | 0   | 1   | 31  |
| 44            | REYNOLDS, Jay      | f      | 4-7    | 0-0    | 1-2    | 3        | 1   | 4   | 1  | 9  | 0  | 2  | 0   | 0   | 32  |
| 11            | JOHNSON, Josh      | g      | 4-8    | 3-7    | 2-2    | 0        | 5   | 5   | 1  | 13 | 1  | 0  | 1   | 1   | 33  |
| 24            | MUTAKABBIR, Khalid | g      | 6-11   | 3-4    | 0-0    | 0        | 2   | 2   | 4  | 15 | 1  | 3  | 0   | 1   | 37  |
| 33            | WASHINGTON, Eric   | g      | 0-3    | 0-2    | 2-2    | 2        | 3   | 5   | 1  | 2  | 6  | 6  | 0   | 0   | 23  |
| 01            | CLYBURN, Joshua    | g      | 0-0    | 0-0    | 0-0    | 0        | 0   | 0   | 1  | 0  | 1  | 2  | 0   | 0   | 11  |
| 02            | DEIHL, Tyler       | g      | 0-0    | 0-0    | 0-0    | 0        | 0   | 0   | 0  | 0  | 0  | 0  | 0   | 0   | 1   |
| 03            | MILLER, Pierre     | g      | 3-6    | 1-4    | 1-1    | 0        | 0   | 0   | 0  | 8  | 1  | 2  | 0   | 0   | 23  |
| 05            | HARGRAVE, Ryan     | g      | 0-1    | 0-1    | 0-0    | 0        | 0   | 0   | 0  | 0  | 0  | 0  | 0   | 0   | 3   |
| 13            | TRUSS, William     | g      | 0-0    | 0-0    | 0-0    | 0        | 0   | 0   | 0  | 0  | 0  | 0  | 0   | 0   | 3   |
| 20            | McTAVISH, Ryan     | g      | 0-0    | 0-0    | 1-2    | 0        | 0   | 0   | 0  | 1  | 0  | 0  | 1   | 0   | 3   |
|               | Team               |        |        |        |        | 1        | 1   | 2   |    |    |    |    |     |     |     |
| <b>Totals</b> |                    |        | 21-45  | 7-18   | 9-13   | 7        | 17  | 24  | 13 | 58 | 13 | 18 | 2   | 3   | 200 |

FG % 1st Half: 10-20 50.0% 2nd half: 11-25 44.0% Game: 21-45 46.7% Deadball Rebounds 0,2  
 3FG % 1st Half: 5-10 50.0% 2nd half: 2-8 25.0% Game: 7-18 38.9%  
 FT % 1st Half: 0-0 0.0% 2nd half: 9-13 69.2% Game: 9-13 69.2%

**South Carolina 66 • 4-5**

| #             | Player            | Total  |        | 3-Ptr  |        | Rebounds |     |     | PF | TP | A  | TO | Blk | Stl | Min |
|---------------|-------------------|--------|--------|--------|--------|----------|-----|-----|----|----|----|----|-----|-----|-----|
|               |                   | FG-FGA | FT-FTA | FG-FGA | FT-FTA | Off      | Def | Tot |    |    |    |    |     |     |     |
| 13            | GILL, Anthony     | f      | 3-6    | 1-1    | 3-3    | 4        | 4   | 8   | 2  | 10 | 2  | 5  | 0   | 0   | 33  |
| 15            | COOKE, Malik      | f      | 5-7    | 1-1    | 3-3    | 1        | 3   | 4   | 1  | 14 | 2  | 1  | 0   | 2   | 27  |
| 24            | HARRIS, Damontre  | f      | 4-6    | 0-0    | 1-1    | 0        | 3   | 3   | 4  | 9  | 2  | 1  | 5   | 0   | 26  |
| 05            | SMITH, Eric       | g      | 0-4    | 0-1    | 0-0    | 0        | 3   | 3   | 1  | 0  | 2  | 0  | 0   | 0   | 19  |
| 30            | JACKSON, Lakeem   | g      | 3-4    | 0-0    | 0-0    | 1        | 1   | 2   | 0  | 6  | 3  | 0  | 0   | 2   | 20  |
| 01            | WILLIAMS, Brenton | g      | 0-3    | 0-2    | 0-0    | 0        | 0   | 0   | 0  | 0  | 0  | 0  | 0   | 0   | 5   |
| 02            | RICHARDSON, Brian | g      | 1-4    | 0-1    | 0-0    | 1        | 2   | 3   | 1  | 2  | 0  | 2  | 0   | 2   | 14  |
| 23            | ELLINGTON, Bruce  | g      | 6-14   | 1-3    | 2-4    | 2        | 1   | 3   | 1  | 15 | 3  | 2  | 0   | 1   | 25  |
| 32            | LEONARD, Damien   | g      | 3-5    | 2-2    | 0-0    | 0        | 0   | 0   | 2  | 8  | 0  | 2  | 0   | 0   | 10  |
| 33            | SLAWSON, RJ       | g      | 1-3    | 0-0    | 0-0    | 1        | 3   | 4   | 2  | 2  | 0  | 0  | 2   | 0   | 17  |
| 45            | GEATHERS, Carlton | g      | 0-0    | 0-0    | 0-0    | 0        | 1   | 1   | 1  | 0  | 0  | 0  | 0   | 0   | 4   |
|               | Team              |        |        |        |        | 2        | 0   | 2   |    |    |    |    |     |     |     |
| <b>Totals</b> |                   |        | 26-56  | 5-11   | 9-11   | 12       | 21  | 33  | 15 | 66 | 14 | 13 | 7   | 7   | 200 |

FG % 1st Half: 7-29 24.1% 2nd half: 19-27 70.4% Game: 26-56 46.4% Deadball Rebounds 1  
 3FG % 1st Half: 1-5 20.0% 2nd half: 4-6 66.7% Game: 5-11 45.5%  
 FT % 1st Half: 4-4 100.0% 2nd half: 5-7 71.4% Game: 9-11 81.8%

Officials: John Cahill, J.B. Caldwell, Mike Kitts  
 Technical fouls: Presbyterian-None. South Carolina-None.  
 Attendance: 7003

| Score by periods | 1st | 2nd | Total | In     | Off   | 2nd | Fast   | Bench |
|------------------|-----|-----|-------|--------|-------|-----|--------|-------|
| Presbyterian     | 25  | 33  | 58    | Points | Paint | T/O | Chance | Break |
| South Carolina   | 19  | 47  | 66    | PRESB  | 26    | 10  | 10     | 4     |
|                  |     |     |       | SC     | 34    | 20  | 12     | 19    |

Last FG - PRESB 2nd-02:53, SC 2nd-02:16. Score tied - 1 time.  
 Largest lead - PRESB by 10 1st-07:11, SC by 14 2nd-07:07. Lead changed - 1 time.

**Official Basketball Box Score -- Game Totals -- Final Statistics**  
**Ohio State vs South Carolina**  
**12/17/11 12 p.m. at Columbia, S.C. (Colonial Life Arena)**

**Ohio State 74 • 10-1**

| #             | Player              | Total  |        | 3-Ptr  |        | Rebounds |     |     | PF | TP | A  | TO | Blk | Stl | Min |
|---------------|---------------------|--------|--------|--------|--------|----------|-----|-----|----|----|----|----|-----|-----|-----|
|               |                     | FG-FGA | FT-FTA | FG-FGA | FT-FTA | Off      | Def | Tot |    |    |    |    |     |     |     |
| 00            | Sullinger, Jared    | f      | 1-2    | 0-0    | 1-1    | 1        | 1   | 2   | 1  | 3  | 0  | 1  | 1   | 0   | 6   |
| 01            | Thomas, Deshaun     | f      | 13-16  | 2-5    | 2-3    | 5        | 1   | 6   | 2  | 30 | 3  | 5  | 0   | 0   | 40  |
| 04            | Craft, Aaron        | g      | 1-3    | 0-1    | 2-5    | 1        | 2   | 3   | 3  | 4  | 4  | 1  | 0   | 2   | 38  |
| 32            | Smith Jr., Lenzelle | g      | 2-6    | 1-1    | 4-4    | 4        | 5   | 9   | 3  | 9  | 3  | 3  | 0   | 0   | 33  |
| 44            | Buford, William     | g      | 5-14   | 2-6    | 5-5    | 0        | 5   | 5   | 2  | 17 | 5  | 1  | 0   | 2   | 40  |
| 02            | Sibert, Jordan      | g      | 0-2    | 0-0    | 0-0    | 0        | 1   | 1   | 0  | 0  | 1  | 0  | 0   | 0   | 7   |
| 03            | Scott, Shannon      | g      | 0-0    | 0-0    | 0-0    | 0        | 0   | 0   | 1  | 0  | 0  | 0  | 0   | 0   | 2   |
| 12            | Thompson, Sam       | g      | 0-0    | 0-0    | 0-0    | 0        | 0   | 0   | 0  | 0  | 0  | 0  | 0   | 0   | 1   |
| 23            | Williams, Amir      | g      | 3-5    | 0-0    | 0-0    | 1        | 3   | 4   | 3  | 6  | 0  | 0  | 2   | 0   | 15  |
| 30            | Ravenel, Evan       | g      | 2-5    | 0-0    | 1-2    | 2        | 1   | 3   | 4  | 5  | 0  | 2  | 0   | 2   | 18  |
|               | Team                |        |        |        |        | 0        | 0   | 0   |    |    |    |    |     |     |     |
| <b>Totals</b> |                     |        | 27-53  | 5-15   | 15-20  | 14       | 19  | 33  | 19 | 74 | 16 | 13 | 3   | 7   | 200 |

FG % 1st Half: 12-26 46.2% 2nd half: 15-27 55.6% Game: 27-53 50.9% Deadball Rebounds 4  
 3FG % 1st Half: 1-7 14.3% 2nd half: 4-8 50.0% Game: 5-15 33.3%  
 FT % 1st Half: 4-5 80.0% 2nd half: 11-15 73.3% Game: 15-20 75.0%

**South Carolina 66 • 4-6**

| #             | Player            | Total  |        | 3-Ptr  |        | Rebounds |     |     | PF | TP | A | TO | Blk | Stl | Min |
|---------------|-------------------|--------|--------|--------|--------|----------|-----|-----|----|----|---|----|-----|-----|-----|
|               |                   | FG-FGA | FT-FTA | FG-FGA | FT-FTA | Off      | Def | Tot |    |    |   |    |     |     |     |
| 13            | GILL, Anthony     | f      | 4-6    | 0-0    | 3-3    | 2        | 2   | 4   | 2  | 11 | 2 | 4  | 1   | 0   | 18  |
| 15            | COOKE, Malik      | f      | 6-10   | 0-1    | 9-10   | 2        | 2   | 4   | 2  | 21 | 3 | 2  | 1   | 2   | 31  |
| 24            | HARRIS, Damontre  | f      | 2-4    | 0-0    | 0-0    | 0        | 2   | 2   | 0  | 4  | 1 | 0  | 0   | 1   | 28  |
| 05            | SMITH, Eric       | g      | 2-5    | 1-2    | 0-0    | 1        | 0   | 1   | 0  | 5  | 1 | 2  | 0   | 0   | 23  |
| 30            | JACKSON, Lakeem   | g      | 3-7    | 0-0    | 0-1    | 1        | 1   | 2   | 4  | 6  | 0 | 1  | 0   | 0   | 28  |
| 02            | RICHARDSON, Brian | g      | 0-1    | 0-0    | 0-0    | 0        | 0   | 0   | 0  | 0  | 1 | 1  | 0   | 0   | 3   |
| 23            | ELLINGTON, Bruce  | g      | 3-8    | 2-5    | 0-0    | 0        | 1   | 1   | 4  | 8  | 1 | 1  | 1   | 0   | 23  |
| 32            | LEONARD, Damien   | g      | 2-6    | 2-6    | 1-2    | 1        | 2   | 3   | 3  | 7  | 0 | 2  | 0   | 0   | 22  |
| 33            | SLAWSON, RJ       | g      | 1-2    | 1-2    | 0-0    | 0        | 0   | 0   | 3  | 3  | 0 | 1  | 0   | 0   | 16  |
| 45            | GEATHERS, Carlton | g      | 0-0    | 0-0    | 1-2    | 1        | 2   | 3   | 0  | 1  | 0 | 0  | 1   | 0   | 8   |
|               | Team              |        |        |        |        | 0        | 0   | 0   |    |    |   |    |     |     |     |
| <b>Totals</b> |                   |        | 23-49  | 6-16   | 14-18  | 8        | 12  | 20  | 18 | 66 | 9 | 14 | 4   | 3   | 200 |

FG % 1st Half: 13-24 54.2% 2nd half: 10-25 40.0% Game: 23-49 46.9% Deadball Rebounds 3,1  
 3FG % 1st Half: 4-7 57.1% 2nd half: 2-9 22.2% Game: 6-16 37.5%  
 FT % 1st Half: 3-5 60.0% 2nd half: 11-13 84.6% Game: 14-18 77.8%

Officials: Tony Greene, Mike Eades, Mark Whitehead  
 Technical fouls: Ohio State-Williams, Amir. South Carolina-None.  
 Attendance: 13654

| Score by periods | 1st | 2nd | Total | In     | Off   | 2nd | Fast   | Bench |
|------------------|-----|-----|-------|--------|-------|-----|--------|-------|
| Ohio State       | 29  | 45  | 74    | Points | Paint | T/O | Chance | Break |
| South Carolina   | 33  | 33  | 66    | OSU    | 38    | 15  | 19     | 8     |
|                  |     |     |       | SC     | 28    | 17  | 12     | 4     |

Last FG - OSU 2nd-00:49, SC 2nd-00:35. Score tied - 5 times.  
 Largest lead - OSU by 13 2nd-04:46, SC by 6 2nd-18:33. Lead changed - 6 times.



**GAME 11 - SOUTH CAROLINA 62, SE LOUISIANA 43**  
**COLUMBIA, S.C. - DEC. 21, 2011**

**COLUMBIA, S.C.** - South Carolina (5-6) coasted to a 62-43 victory over South-eastern Louisiana (5-5) Wednesday night in the final match before the Christmas holiday behind 14-point efforts from Malik Cooke and Anthony Gill.

Gill's 14 points matched his career high on what was a balanced scoring night for the Gamecocks. Cooke added three assists, two blocks and a season high four steals to his 14 points in another solid outing for the lone senior.

It was a strong defensive outing for South Carolina with season best marks of 11 steals and 26 forced turnovers. The 43 points scored by Southeastern Louisiana was a season-low for the Lions, who never led in the contest.

Leading 14-13, South Carolina closed out the first half on an 11-0 run in a nine-minute span and increased the lead with another 11-0 run over a two-minute span to push the score to 38-19.

The Gamecocks pushed their lead to as many as 25 points to coast to the victory. The Lions never came closer than 12 points in the final 10 minutes of the game.

**Official Basketball Box Score -- Game Totals -- Final Statistics**  
**SE Louisiana vs South Carolina**  
**12/21/11 7 p.m. at Columbia, S.C. (Colonial Life Arena)**

**SE Louisiana 43 • 5-5**

| ## | Player             | Total  |        |        | 3-Ptr  |        |        | Rebounds |     |     | PF | TP | A | TO | Blk | Stl | Min |
|----|--------------------|--------|--------|--------|--------|--------|--------|----------|-----|-----|----|----|---|----|-----|-----|-----|
|    |                    | FG-FGA | FG-FGA | FT-FTA | FG-FGA | FG-FGA | FT-FTA | Off      | Def | Tot |    |    |   |    |     |     |     |
| 11 | Benton, Antonnio   | f      | 0-0    | 0-0    | 0-0    | 0      | 0      | 0        | 0   | 0   | 0  | 1  | 0 | 0  | 0   | 4   |     |
| 21 | Bailey, Elgin      | c      | 5-8    | 0-0    | 5-8    | 3      | 3      | 6        | 4   | 15  | 1  | 4  | 2 | 0  | 0   | 24  |     |
| 12 | Populist, Daron    | g      | 1-5    | 1-4    | 0-0    | 0      | 0      | 0        | 0   | 3   | 1  | 3  | 0 | 0  | 0   | 28  |     |
| 20 | Patterson, DeShawn | g      | 0-4    | 0-2    | 0-0    | 0      | 0      | 0        | 1   | 0   | 1  | 3  | 0 | 1  | 0   | 23  |     |
| 33 | Ochie, Onochie     | g      | 1-4    | 0-2    | 0-0    | 0      | 1      | 1        | 4   | 2   | 1  | 1  | 1 | 0  | 0   | 14  |     |
| 01 | Nelson, Todd       |        | 4-11   | 4-9    | 0-0    | 1      | 2      | 3        | 1   | 12  | 2  | 3  | 1 | 0  | 0   | 28  |     |
| 04 | Ross, Donovan      |        | 0-0    | 0-0    | 0-0    | 0      | 1      | 1        | 0   | 0   | 0  | 1  | 0 | 0  | 0   | 8   |     |
| 10 | Johnson, Roosevelt |        | 1-2    | 0-0    | 0-2    | 2      | 3      | 5        | 4   | 2   | 0  | 2  | 0 | 1  | 0   | 21  |     |
| 22 | Campbell, Jeremy   |        | 2-5    | 0-1    | 0-1    | 0      | 3      | 3        | 2   | 4   | 2  | 4  | 0 | 1  | 0   | 21  |     |
| 25 | Petrovic, Jan      |        | 0-2    | 0-2    | 0-0    | 4      | 5      | 9        | 1   | 0   | 0  | 3  | 1 | 0  | 0   | 23  |     |
| 32 | Cooper, Quin       |        | 1-2    | 1-2    | 2-2    | 0      | 0      | 0        | 0   | 5   | 1  | 0  | 0 | 0  | 0   | 6   |     |
|    | Team               |        |        |        |        | 5      | 2      | 7        |     |     |    |    |   |    |     |     |     |
|    | Totals             |        | 15-43  | 6-22   | 7-13   | 15     | 20     | 35       | 17  | 43  | 9  | 26 | 5 | 3  | 0   | 200 |     |

FG % 1st Half: 7-23 30.4% 2nd half: 8-20 40.0% Game: 15-43 34.9% Deadball Rebounds 2,2  
 3FG % 1st Half: 2-10 20.0% 2nd half: 4-12 33.3% Game: 6-22 27.3%  
 FT % 1st Half: 0-4 0.0% 2nd half: 7-9 77.8% Game: 7-13 53.8%

**South Carolina 62 • 5-6**

| ## | Player            | Total  |        |        | 3-Ptr  |        |        | Rebounds |     |     | PF | TP | A | TO | Blk | Stl | Min |
|----|-------------------|--------|--------|--------|--------|--------|--------|----------|-----|-----|----|----|---|----|-----|-----|-----|
|    |                   | FG-FGA | FG-FGA | FT-FTA | FG-FGA | FG-FGA | FT-FTA | Off      | Def | Tot |    |    |   |    |     |     |     |
| 13 | GILL, Anthony     | f      | 4-9    | 2-2    | 4-6    | 2      | 3      | 5        | 0   | 14  | 1  | 1  | 1 | 1  | 0   | 27  |     |
| 15 | COOKE, Malik      | f      | 3-8    | 1-2    | 7-8    | 1      | 2      | 3        | 2   | 14  | 3  | 2  | 2 | 4  | 0   | 32  |     |
| 24 | HARRIS, Damontre  | f      | 1-2    | 0-0    | 1-2    | 3      | 4      | 7        | 4   | 3   | 0  | 2  | 1 | 2  | 0   | 22  |     |
| 30 | JACKSON, Lakeem   | f      | 3-8    | 0-0    | 0-0    | 3      | 3      | 6        | 1   | 6   | 2  | 0  | 0 | 2  | 0   | 22  |     |
| 05 | SMITH, Eric       | g      | 2-4    | 1-2    | 2-4    | 0      | 0      | 0        | 0   | 7   | 1  | 0  | 0 | 2  | 0   | 19  |     |
| 01 | WILLIAMS, Brenton |        | 1-3    | 0-1    | 0-0    | 0      | 0      | 0        | 0   | 2   | 0  | 0  | 0 | 0  | 0   | 12  |     |
| 02 | RICHARDSON, Brian |        | 0-1    | 0-1    | 0-0    | 0      | 0      | 0        | 2   | 0   | 1  | 0  | 0 | 0  | 0   | 8   |     |
| 23 | ELLINGTON, Bruce  |        | 1-7    | 0-3    | 0-0    | 0      | 2      | 2        | 2   | 2   | 1  | 2  | 0 | 0  | 0   | 21  |     |
| 32 | LEONARD, Damien   |        | 3-6    | 2-5    | 0-2    | 0      | 2      | 2        | 0   | 8   | 0  | 0  | 0 | 0  | 0   | 14  |     |
| 33 | SLAWSON, RJ       |        | 1-4    | 0-2    | 0-0    | 1      | 0      | 1        | 5   | 2   | 0  | 2  | 0 | 0  | 0   | 12  |     |
| 45 | GEATHERS, Carlton |        | 1-3    | 0-0    | 2-2    | 4      | 0      | 4        | 2   | 4   | 0  | 1  | 0 | 0  | 0   | 11  |     |
|    | Team              |        |        |        |        | 3      | 1      | 4        |     |     |    |    |   |    |     |     |     |
|    | Totals            |        | 20-55  | 6-18   | 16-24  | 17     | 17     | 34       | 18  | 62  | 9  | 10 | 4 | 11 | 0   | 200 |     |

FG % 1st Half: 7-26 26.9% 2nd half: 13-29 44.8% Game: 20-55 36.4% Deadball Rebounds 4  
 3FG % 1st Half: 1-7 14.3% 2nd half: 5-11 45.5% Game: 6-18 33.3%  
 FT % 1st Half: 10-18 55.6% 2nd half: 6-6 100.0% Game: 16-24 66.7%

Officials: Gary Maxwell, Michael Stephens, Ron Groover  
 Technical fouls: SE Louisiana-TEAM. South Carolina-None.  
 Attendance: 7972

| Score by periods | 1st | 2nd | Total |
|------------------|-----|-----|-------|
| SE Louisiana     | 16  | 27  | 43    |
| South Carolina   | 25  | 37  | 62    |

| Points | In | Off | 2nd | Fast | Bench |
|--------|----|-----|-----|------|-------|
| SLU    | 16 | 6   | 10  | 3    | 23    |
| SC     | 22 | 30  | 15  | 3    | 18    |

Last FG - SLU 2nd-00:25, SC 2nd-01:21.  
 Largest lead - SLU None, SC by 25 2nd-01:21.

Score tied - 0 times.  
 Lead changed - 0 times.

**GAME 12 - SOUTH CAROLINA 57, WOFFORD 45**  
**COLUMBIA, S.C. - DEC. 28, 2011**

**COLUMBIA, S.C.** - South Carolina continued its winning ways after the holiday break with a 57-45 win against in-state foe Wofford (7-6) Wednesday night at the Colonial Life Arena. Bruce Ellington scored a season high 17 points behind a 5-for-6 effort from beyond the arc to pace the Gamecocks (6-6).

Freshman Damien Leonard scored 14 points in 16 minutes of action courtesy of shooting 4-for-6 from 3-point range, and R.J. Slawson added two more 3's as South Carolina had its best outside shooting effort of the season at 55 percent with 11 made 3-pointers.

Sophomore Damontre Harris tied his career high with five blocks. Anthony Gill led all players with eight rebounds on the night, seven on the defensive end.

Despite a first half disadvantage in rebounding with Wofford controlling a 19-9 edge on the boards in the opening 20 minutes, South Carolina used timely shooting from beyond the arc to build and reclaim the lead in the first half. Trailing 19-16 with five minutes remaining in the half, the Gamecocks closed out the break on a 13-2 run highlighted by three consecutive 3's to race to a 29-21 halftime lead.

Wofford closed to within five points twice in the second half and threatened the match at 46-41 with 5:06 remaining, but Leonard and Ellington closed out the game on an 11-2 run to seal the victory. Leonard hit two consecutive 3's followed by a third by Ellington before Leonard hit two free throws for the final points of the game.

**Official Basketball Box Score -- Game Totals -- Final Statistics**  
**Wofford vs South Carolina**  
**12/28/11 7 p.m. at Columbia, S.C. (Colonial Life Arena)**

**Wofford 45 • 7-6**

| ## | Player           | Total  |        |        | 3-Ptr  |        |        | Rebounds |     |     | PF | TP | A | TO | Blk | Stl | Min |
|----|------------------|--------|--------|--------|--------|--------|--------|----------|-----|-----|----|----|---|----|-----|-----|-----|
|    |                  | FG-FGA | FG-FGA | FT-FTA | FG-FGA | FG-FGA | FT-FTA | Off      | Def | Tot |    |    |   |    |     |     |     |
| 14 | SMITH, Aerris    | f      | 2-5    | 0-0    | 0-0    | 1      | 2      | 3        | 1   | 4   | 0  | 2  | 0 | 1  | 0   | 17  |     |
| 21 | CROWELL, Drew    | f      | 4-8    | 0-0    | 1-2    | 4      | 3      | 7        | 2   | 9   | 2  | 2  | 0 | 0  | 0   | 31  |     |
| 02 | COCHRAN, Karl    | g      | 5-10   | 2-6    | 0-0    | 1      | 2      | 3        | 4   | 12  | 1  | 2  | 0 | 2  | 0   | 30  |     |
| 10 | GILTNER, Kevin   | g      | 4-14   | 2-10   | 0-0    | 2      | 3      | 5        | 0   | 10  | 1  | 1  | 0 | 0  | 0   | 40  |     |
| 35 | LOESING, Brad    | g      | 3-6    | 1-2    | 1-2    | 1      | 3      | 4        | 2   | 8   | 5  | 4  | 1 | 0  | 0   | 40  |     |
| 05 | BYRD, Jarell     |        | 0-1    | 0-1    | 0-0    | 0      | 1      | 1        | 0   | 0   | 1  | 0  | 0 | 0  | 0   | 7   |     |
| 13 | WAGENER, Taylor  |        | 0-0    | 0-0    | 0-0    | 0      | 0      | 0        | 0   | 0   | 0  | 2  | 0 | 0  | 0   | 2   |     |
| 34 | SKINNER, Lee     |        | 0-6    | 0-0    | 2-6    | 2      | 3      | 5        | 3   | 2   | 0  | 1  | 0 | 0  | 0   | 24  |     |
| 53 | RINKSALIS, Domas |        | 0-0    | 0-0    | 0-0    | 0      | 3      | 3        | 1   | 0   | 0  | 0  | 0 | 1  | 0   | 9   |     |
|    | Team             |        |        |        |        | 3      | 0      | 3        |     |     |    |    |   |    |     |     |     |
|    | Totals           |        | 18-50  | 5-19   | 4-10   | 14     | 20     | 34       | 13  | 45  | 10 | 15 | 1 | 4  | 0   | 200 |     |

FG % 1st Half: 8-22 36.4% 2nd half: 10-28 35.7% Game: 18-50 36.0% Deadball Rebounds 3,1  
 3FG % 1st Half: 2-9 22.2% 2nd half: 3-10 30.0% Game: 5-19 26.3%  
 FT % 1st Half: 3-6 50.0% 2nd half: 1-4 25.0% Game: 4-10 40.0%

**South Carolina 57 • 6-6**

| ## | Player            | Total  |        |        | 3-Ptr  |        |        | Rebounds |     |     | PF | TP | A | TO | Blk | Stl | Min |
|----|-------------------|--------|--------|--------|--------|--------|--------|----------|-----|-----|----|----|---|----|-----|-----|-----|
|    |                   | FG-FGA | FG-FGA | FT-FTA | FG-FGA | FG-FGA | FT-FTA | Off      | Def | Tot |    |    |   |    |     |     |     |
| 13 | GILL, Anthony     | f      | 1-5    | 0-1    | 0-0    | 1      | 7      | 8        | 1   | 2   | 3  | 3  | 0 | 1  | 0   | 30  |     |
| 15 | COOKE, Malik      | f      | 1-9    | 0-2    | 1-1    | 1      | 1      | 2        | 2   | 3   | 0  | 1  | 1 | 2  | 0   | 34  |     |
| 24 | HARRIS, Damontre  | f      | 3-6    | 0-0    | 0-0    | 2      | 5      | 7        | 1   | 6   | 3  | 2  | 5 | 2  | 0   | 29  |     |
| 30 | JACKSON, Lakeem   | f      | 3-4    | 0-0    | 0-3    | 0      | 2      | 2        | 1   | 6   | 4  | 1  | 0 | 0  | 0   | 24  |     |
| 05 | SMITH, Eric       | g      | 0-3    | 0-2    | 0-0    | 0      | 0      | 0        | 0   | 0   | 1  | 2  | 0 | 0  | 0   | 17  |     |
| 02 | RICHARDSON, Brian |        | 0-0    | 0-0    | 0-0    | 0      | 0      | 0        | 0   | 0   | 0  | 0  | 0 | 0  | 0   | 4   |     |
| 23 | ELLINGTON, Bruce  |        | 5-7    | 5-6    | 2-2    | 0      | 3      | 3        | 2   | 17  | 1  | 2  | 0 | 0  | 0   | 25  |     |
| 32 | LEONARD, Damien   |        | 4-7    | 4-6    | 2-2    | 0      | 0      | 0        | 0   | 14  | 0  | 2  | 0 | 0  | 0   | 16  |     |
| 33 | SLAWSON, RJ       |        | 2-3    | 2-3    | 1-2    | 1      | 0      | 1        | 2   | 7   | 2  | 0  | 1 | 1  | 0   | 16  |     |
| 45 | GEATHERS, Carlton |        | 1-1    | 0-0    | 0-0    | 0      | 0      | 0        | 0   | 2   | 0  | 0  | 0 | 0  | 0   | 5   |     |
|    | Team              |        |        |        |        | 1      | 2      | 3        |     |     |    |    |   |    |     |     |     |
|    | Totals            |        | 20-45  | 11-20  | 6-10   | 6      | 20     | 26       | 9   | 57  | 14 | 13 | 7 | 6  | 0   | 200 |     |

FG % 1st Half: 11-25 44.0% 2nd half: 9-20 45.0% Game: 20-45 44.4% Deadball Rebounds 2,1  
 3FG % 1st Half: 6-12 50.0% 2nd half: 5-8 62.5% Game: 11-20 55.0%  
 FT % 1st Half: 1-2 50.0% 2nd half: 5-8 62.5% Game: 6-10 60.0%

Officials: Doug Simrons, Ed Corbett, Don Daily  
 Technical fouls: Wofford-None. South Carolina-HARRIS, Damontre.  
 Attendance: 8152

| Score by periods | 1st | 2nd | Total |
|------------------|-----|-----|-------|
| Wofford          | 21  | 24  | 45    |
| South Carolina   | 29  | 28  | 57    |

| Points | In | Off | 2nd | Fast | Bench |
|--------|----|-----|-----|------|-------|
| WOF    | 18 | 18  | 8   | 6    | 2     |
| SC     | 18 | 11  | 8   | 2    | 40    |

Last FG - WOF 2nd-01:46, SC 2nd-02:05.  
 Largest lead - WOF by 4 1st-06:41, SC by 12 2nd-02:05.

Score tied - 1 time.  
 Lead changed - 4 times.



## #15 - MALIK COOKE

R-SENIOR - FORWARD

6'5 - 215 - 3 LETTERS

CHARLOTTE, N.C. - CHRIST SCHOOL/NEVADA

### COOKE'S CAREER HIGHS

**POINTS**

22, vs. Tennessee (Feb. 16, 2011)

**FIELD GOALS**

8, twice, last vs. Providence (Dec. 1, 2011)

**FIELD GOAL ATTEMPTS**

15, at Michigan State (Nov. 16, 2010)

**3-POINT FIELD GOALS**

3, 3 times, last vs. Providence (Dec. 1, 2011)

**3-POINT FIELD GOAL ATTEMPTS**

7, at Michigan State (Nov. 16, 2010)

**FREE THROWS**

10, vs. Miss. Valley State (Nov. 22, 2011)

**FREE THROW ATTEMPTS**

12, vs. Miss. Valley State (Nov. 22, 2011)

**REBOUNDS**

13, vs. Vanderbilt (Jan. 8, 2011)

**ASSISTS**

5, twice, last vs. Sonoma State (12/9/08)

**BLOCKS**

3, vs. Tenn. State (Nov. 20, 2011)

**STEALS**

6, twice, last vs. Utah State (3/14/09)

**MINUTES PLAYED**

36, twice, last vs. Tenn. State (Nov. 20, 2011)

### COOKE'S SEASON HIGHS

**POINTS**

21, twice, last vs. Ohio State (Dec. 17, 2011)

**FIELD GOALS**

8, vs. Providence (Dec. 1, 2011)

**FIELD GOAL ATTEMPTS**

12, twice, last vs. Providence (Dec. 1, 2011)

**3-POINT FIELD GOALS**

3, vs. Providence (Dec. 1, 2011)

**3-POINT FIELD GOAL ATTEMPTS**

6, vs. Tenn. State (Nov. 20, 2011)

**FREE THROWS**

10, vs. Miss. Valley State (Nov. 22, 2011)

**FREE THROW ATTEMPTS**

12, vs. Miss. Valley State (Nov. 22, 2011)

**REBOUNDS**

8, at Clemson (Dec. 4, 2011)

**ASSISTS**

4, vs. North Carolina (Nov. 25, 2011)

**BLOCKS**

3, vs. Tenn. State (Nov. 20, 2011)

**STEALS**

4, 3 times, last vs. SE Louisiana (Dec. 21, 2011)

**MINUTES PLAYED**

36, vs. Tenn. State (Nov. 20, 2011)

### 2011-12

| Opponent          | Date    | GS | Min | FG-FGA | Pct  | 3FG-FGA | Pct  | FT-FTA | Pct  | Off | Def | Tot | Avg | PF | FO | A | TO | Blk | Stl | Pts | Avg  |
|-------------------|---------|----|-----|--------|------|---------|------|--------|------|-----|-----|-----|-----|----|----|---|----|-----|-----|-----|------|
| Western Carolina  | Nov. 11 | *  | 23  | 3-8    | .375 | 0-0     | .000 | 4-6    | .667 | 5   | 2   | 7   | 7.0 | 0  | 0  | 1 | 3  | 0   | 0   | 10  | 10.0 |
| at Elon           | Nov. 15 | *  | 26  | 3-10   | .333 | 1-3     | .333 | 2-2    | .750 | 2   | 3   | 5   | 6.0 | 5  | 0  | 1 | 0  | 0   | 0   | 9   | 9.5  |
| Tenn State        | Nov. 20 | *  | 36  | 4-12   | .333 | 1-6     | .222 | 1-2    | .700 | 1   | 5   | 6   | 6.0 | 4  | 0  | 2 | 4  | 3   | 2   | 10  | 9.7  |
| Miss Valley State | Nov. 22 | *  | 32  | 4-8    | .368 | 0-3     | .167 | 10-12  | .773 | 1   | 3   | 4   | 5.5 | 1  | 0  | 3 | 1  | 2   | 3   | 18  | 11.8 |
| UNC               | Nov. 25 | *  | 29  | 4-9    | .383 | 2-2     | .286 | 2-4    | .731 | 2   | 3   | 5   | 5.4 | 3  | 0  | 4 | 3  | 2   | 2   | 12  | 11.8 |
| So. California    | Nov. 26 | *  | 30  | 4-5    | .426 | 1-2     | .313 | 1-1    | .741 | 0   | 2   | 2   | 4.8 | 2  | 0  | 0 | 3  | 1   | 1   | 10  | 11.5 |
| Providence        | Dec. 1  | *  | 33  | 8-12   | .469 | 3-5     | .381 | 2-2    | .759 | 2   | 1   | 3   | 4.6 | 2  | 0  | 3 | 4  | 2   | 4   | 21  | 12.9 |
| at Clemson        | Dec. 4  | *  | 35  | 2-10   | .432 | 0-2     | .348 | 2-4    | .727 | 5   | 3   | 8   | 5.0 | 2  | 0  | 1 | 1  | 0   | 4   | 6   | 12.0 |
| Presbyterian      | Dec. 13 | *  | 27  | 5-7    | .457 | 1-1     | .375 | 3-3    | .750 | 1   | 3   | 4   | 4.9 | 1  | 0  | 2 | 1  | 0   | 2   | 14  | 12.2 |
| Ohio State        | Dec. 17 | *  | 31  | 6-10   | .473 | 0-1     | .360 | 9-10   | .783 | 1   | 2   | 3   | 4.7 | 2  | 0  | 3 | 2  | 1   | 2   | 21  | 13.1 |
| SE Louisiana      | Dec. 21 | *  | 32  | 3-8    | .465 | 1-2     | .370 | 7-8    | .796 | 1   | 2   | 3   | 4.6 | 2  | 0  | 3 | 2  | 2   | 4   | 14  | 13.2 |
| Wofford           | Dec. 28 | *  | 34  | 1-9    | .435 | 0-2     | .345 | 1-1    | .800 | 1   | 1   | 2   | 4.4 | 2  | 0  | 0 | 1  | 1   | 2   | 3   | 12.3 |
| USC Upstate       | Dec. 31 |    |     |        |      |         |      |        |      |     |     |     |     |    |    |   |    |     |     |     |      |
| SC State          | Jan. 3  |    |     |        |      |         |      |        |      |     |     |     |     |    |    |   |    |     |     |     |      |
| at Kentucky       | Jan. 7  |    |     |        |      |         |      |        |      |     |     |     |     |    |    |   |    |     |     |     |      |
| Vanderbilt        | Jan. 10 |    |     |        |      |         |      |        |      |     |     |     |     |    |    |   |    |     |     |     |      |
| Florida           | Jan. 14 |    |     |        |      |         |      |        |      |     |     |     |     |    |    |   |    |     |     |     |      |
| at Auburn         | Jan. 21 |    |     |        |      |         |      |        |      |     |     |     |     |    |    |   |    |     |     |     |      |
| Alabama           | Jan. 25 |    |     |        |      |         |      |        |      |     |     |     |     |    |    |   |    |     |     |     |      |
| at Ole Miss       | Jan. 28 |    |     |        |      |         |      |        |      |     |     |     |     |    |    |   |    |     |     |     |      |
| at Florida        | Feb. 2  |    |     |        |      |         |      |        |      |     |     |     |     |    |    |   |    |     |     |     |      |
| Kentucky          | Feb. 4  |    |     |        |      |         |      |        |      |     |     |     |     |    |    |   |    |     |     |     |      |
| at Tennessee      | Feb. 8  |    |     |        |      |         |      |        |      |     |     |     |     |    |    |   |    |     |     |     |      |
| at Arkansas       | Feb. 11 |    |     |        |      |         |      |        |      |     |     |     |     |    |    |   |    |     |     |     |      |
| Georgia           | Feb. 15 |    |     |        |      |         |      |        |      |     |     |     |     |    |    |   |    |     |     |     |      |
| LSU               | Feb. 18 |    |     |        |      |         |      |        |      |     |     |     |     |    |    |   |    |     |     |     |      |
| at Vanderbilt     | Feb. 22 |    |     |        |      |         |      |        |      |     |     |     |     |    |    |   |    |     |     |     |      |
| Tennessee         | Feb. 25 |    |     |        |      |         |      |        |      |     |     |     |     |    |    |   |    |     |     |     |      |
| Mississippi State | Feb. 29 |    |     |        |      |         |      |        |      |     |     |     |     |    |    |   |    |     |     |     |      |
| at Georgia        | March 3 |    |     |        |      |         |      |        |      |     |     |     |     |    |    |   |    |     |     |     |      |

### SEASON NOTES

Played a team-high 23 minutes in season opener vs. Western Carolina (Nov. 11), scoring 10 points ... Matched teammate Anthony Gill for a team high nine points in loss at Elon (Nov. 15) ... Posted 10 points, six rebounds, two assists, a career high three blocks and two steals vs. Tennessee State (Nov. 20) ... Also matched career high with 36 minutes vs. the Tigers ... Posted a season high 18 points in win against Mississippi Valley State (Nov. 22) ... Also had career highs with 10 free throws made and 12 attempted against the Delta Devils ... Tallied 12 points and team highs with four assists and two steals vs. #1 North Carolina (Nov. 25) ... Posted 10 points, two rebounds and one steal vs. Southern Cal (Nov. 26) ... Led Gamecocks in scoring with 21 points vs. Providence (Dec. 1), also posted team highs with three assists and four steals vs. the Friars ... Was solid in road win at Clemson (Dec. 4), posting six points, eight rebounds and four steals ... Hit two free throws with 6.7 seconds remaining on the clock vs. the Tigers to seal win ... Solid in win vs. Presbyterian (Dec. 13), scoring 14 points, while dishing two assists and collecting two steals ... Played with tremendous heart and team leadership vs. No. 2 Ohio State (Dec. 17), twice coming back from a cut above his eye to post a team-high 21 points ... Was a stellar 9-of-10 from the free throw line vs. the Buckeyes ... Continued solid play vs. SE Louisiana (Dec. 21), posting team highs with 14 points, three assists, two blocks and four steals ... Struggled from the floor vs. Wofford (Dec. 28), hitting just 1-of-9 attempts, but still played a team high 34 minutes ...

### CAREER STATISTICS

| Season       | GP-GS         | Min         | Avg         | FG         | FGA        | Pct         | 3FG       | 3FGA        | Pct         | FT         | FTA        | Pct         | Off        | Def        | Tot        | Avg        | PF         | FO       | Ast       | TO         | Blk       | Stl        | Pts        | Avg        |
|--------------|---------------|-------------|-------------|------------|------------|-------------|-----------|-------------|-------------|------------|------------|-------------|------------|------------|------------|------------|------------|----------|-----------|------------|-----------|------------|------------|------------|
| 2007-08*     | 33-1          | 377         | 11.4        | 26         | 54         | .481        | 2         | 12          | .167        | 25         | 38         | .658        | 32         | 64         | 96         | 2.9        | 39         | 0        | 17        | 24         | 13        | 12         | 79         | 2.4        |
| 2008-09*     | 34-34         | 934         | 27.5        | 116        | 218        | .532        | 13        | 29          | .448        | 83         | 114        | .728        | 95         | 117        | 212        | 6.2        | 82         | 1        | 29        | 46         | 20        | 62         | 328        | 9.6        |
| 2010-11      | 30-17         | 773         | 25.8        | 99         | 221        | .448        | 14        | 47          | .298        | 71         | 89         | .798        | 87         | 104        | 191        | 6.4        | 86         | 4        | 21        | 48         | 16        | 44         | 283        | 9.4        |
| 2011-12      | 12-12         | 368         | 30.7        | 47         | 108        | .435        | 10        | 29          | .345        | 44         | 55         | .800        | 23         | 30         | 53         | 4.4        | 26         | 1        | 23        | 25         | 13        | 26         | 148        | 12.3       |
| <b>Total</b> | <b>109-64</b> | <b>2452</b> | <b>22.4</b> | <b>288</b> | <b>601</b> | <b>.479</b> | <b>39</b> | <b>1170</b> | <b>.333</b> | <b>223</b> | <b>296</b> | <b>.753</b> | <b>236</b> | <b>315</b> | <b>552</b> | <b>5.1</b> | <b>233</b> | <b>6</b> | <b>90</b> | <b>143</b> | <b>62</b> | <b>144</b> | <b>838</b> | <b>7.7</b> |

\* at Nevada

### CAREER SEC STATISTICS

| Season | GP-GS | Min | Avg  | FG | FGA | Pct  | 3FG | 3FGA | Pct  | FT | FTA | Pct  | Off | Def | Tot | Avg | PF | FO | Ast | TO | Blk | Stl | Pts | Avg |
|--------|-------|-----|------|----|-----|------|-----|------|------|----|-----|------|-----|-----|-----|-----|----|----|-----|----|-----|-----|-----|-----|
| 2011   | 16-0  | 260 | 16.3 | 15 | 49  | .306 | 6   | 24   | .250 | 13 | 17  | .765 | 6   | 7   | 13  | 0.8 | 18 | 0  | 23  | 15 | 0   | 4   | 49  | 3.1 |



## #30 - LAKEEM JACKSON

**JUNIOR - FORWARD**

**6'5 - 238 - 2 LETTERS**

**CHARLOTTE, N.C. - CHRIST SCHOOL**

### JACKSON'S CAREER HIGHS

**POINTS**

19 vs. Baylor (1/2/10)

**FIELD GOALS**

9 vs. Baylor (1/2/10)

**FIELD GOAL ATTEMPTS**

17 vs. Baylor (1/2/10)

**3-POINT FIELD GOALS**

1, three times, last vs. Vanderbilt (Jan. 8, 2011)

**3-POINT FIELD GOAL ATTEMPTS**

4 Alabama A&M (11/13/09)

**FREE THROWS**

5 vs. Furman (12/21/09)

**FREE THROW ATTEMPTS**

9, twice, last vs. Baylor (1/2/10)

**REBOUNDS**

14 vs. Alabama (3/11/10)

**ASSISTS**

7, at Vanderbilt (Feb. 5, 2011)

**BLOCKS**

3 vs. Baylor (1/2/10)

**STEALS**

6 vs. Baylor (1/2/10)

**MINUTES PLAYED**

44, vs. WKU (Nov. 27, 2010)

### JACKSON'S SEASON HIGHS

**POINTS**

12, vs. Tenn. State (Nov. 20, 2011)

**FIELD GOALS**

5, vs. Tenn. State (Nov. 20, 2011)

**FIELD GOAL ATTEMPTS**

8, vs. SE Louisiana (Dec. 21, 2011)

**3-POINT FIELD GOALS**

-

**3-POINT FIELD GOAL ATTEMPTS**

1, twice, last at Clemson (Dec. 4, 2011)

**FREE THROWS**

2, twice, last vs. Southern Cal (Nov. 26, 2011)

**FREE THROW ATTEMPTS**

4, vs. Tenn. State (Nov. 20, 2011)

**REBOUNDS**

10, vs. Western Carolina (Nov. 11, 2011)

**ASSISTS**

5, vs. Western Carolina (Nov. 11, 2011)

**BLOCKS**

1, vs. Southern Cal (Nov. 26, 2011)

**STEALS**

3, vs. Western Carolina (Nov. 11, 2011)

**MINUTES PLAYED**

28, vs. Ohio State (Dec. 17, 2011)

| 2011-12           |         | Opponent | Date | GS  | Min  | FG-FGA | Pct  | 3FG-FGA | Pct   | FT-FTA | Pct | Off | Def  | Tot | Avg | PF | FO | A | TO | Blk | Stl | Pts | Avg |
|-------------------|---------|----------|------|-----|------|--------|------|---------|-------|--------|-----|-----|------|-----|-----|----|----|---|----|-----|-----|-----|-----|
| Western Carolina  | Nov. 11 | *        | 21   | 2-4 | .500 | 0-0    | .000 | 1-1     | 1.000 | 2      | 8   | 10  | 10.0 | 2   | 0   | 5  | 0  | 0 | 3  | 5   | 5.0 |     |     |
| at Elon           | Nov. 15 | *        | 26   | 2-4 | .500 | 0-0    | .000 | 1-2     | .667  | 3      | 1   | 4   | 7.0  | 5   | 1   | 1  | 2  | 0 | 2  | 5   | 5.0 |     |     |
| Tenn State        | Nov. 20 | *        | 26   | 5-6 | .643 | 0-0    | .000 | 2-4     | .571  | 0      | 2   | 2   | 5.3  | 1   | 0   | 3  | 4  | 0 | 0  | 12  | 7.3 |     |     |
| Miss Valley State | Nov. 22 |          | 19   | 0-2 | .563 | 0-0    | .000 | 1-3     | .500  | 2      | 1   | 3   | 4.8  | 1   | 0   | 0  | 1  | 0 | 0  | 1   | 5.8 |     |     |
| UNC               | Nov. 25 |          | 13   | 1-2 | .556 | 0-0    | .000 | 0-0     | .500  | 0      | 2   | 2   | 4.2  | 0   | 0   | 1  | 4  | 0 | 0  | 2   | 5.0 |     |     |
| So. California    | Nov. 26 |          | 20   | 1-1 | .579 | 0-0    | .000 | 2-2     | .583  | 0      | 1   | 1   | 3.7  | 1   | 0   | 4  | 3  | 1 | 0  | 4   | 4.8 |     |     |
| Providence        | Dec. 1  |          | 24   | 2-4 | .565 | 0-1    | .000 | 0-0     | .583  | 5      | 1   | 6   | 4.0  | 2   | 0   | 1  | 2  | 0 | 1  | 4   | 4.7 |     |     |
| at Clemson        | Dec. 4  | *        | 25   | 4-5 | .607 | 0-1    | .000 | 0-1     | .538  | 1      | 3   | 4   | 4.0  | 1   | 0   | 2  | 2  | 0 | 0  | 8   | 5.1 |     |     |
| Presbyterian      | Dec. 13 | *        | 20   | 3-4 | .625 | 0-0    | .000 | 0-0     | .538  | 1      | 1   | 2   | 3.8  | 0   | 0   | 3  | 0  | 0 | 2  | 6   | 5.2 |     |     |
| Ohio State        | Dec. 17 | *        | 28   | 3-7 | .590 | 0-0    | .000 | 0-1     | .500  | 1      | 1   | 2   | 3.6  | 4   | 0   | 0  | 1  | 0 | 0  | 6   | 5.3 |     |     |
| SE Louisiana      | Dec. 21 | *        | 22   | 3-8 | .553 | 0-0    | .000 | 0-0     | .500  | 3      | 3   | 6   | 3.8  | 1   | 0   | 2  | 0  | 0 | 2  | 6   | 5.4 |     |     |
| Wofford           | Dec. 28 | *        | 24   | 3-4 | .569 | 0-0    | .000 | 0-3     | .412  | 0      | 2   | 2   | 3.7  | 1   | 0   | 4  | 1  | 0 | 0  | 6   | 5.4 |     |     |
| USC Upstate       | Dec. 31 |          |      |     |      |        |      |         |       |        |     |     |      |     |     |    |    |   |    |     |     |     |     |
| SC State          | Jan. 3  |          |      |     |      |        |      |         |       |        |     |     |      |     |     |    |    |   |    |     |     |     |     |
| at Kentucky       | Jan. 7  |          |      |     |      |        |      |         |       |        |     |     |      |     |     |    |    |   |    |     |     |     |     |
| Vanderbilt        | Jan. 10 |          |      |     |      |        |      |         |       |        |     |     |      |     |     |    |    |   |    |     |     |     |     |
| Florida           | Jan. 14 |          |      |     |      |        |      |         |       |        |     |     |      |     |     |    |    |   |    |     |     |     |     |
| at Auburn         | Jan. 21 |          |      |     |      |        |      |         |       |        |     |     |      |     |     |    |    |   |    |     |     |     |     |
| Alabama           | Jan. 25 |          |      |     |      |        |      |         |       |        |     |     |      |     |     |    |    |   |    |     |     |     |     |
| at Ole Miss       | Jan. 28 |          |      |     |      |        |      |         |       |        |     |     |      |     |     |    |    |   |    |     |     |     |     |
| at Florida        | Feb. 2  |          |      |     |      |        |      |         |       |        |     |     |      |     |     |    |    |   |    |     |     |     |     |
| Kentucky          | Feb. 4  |          |      |     |      |        |      |         |       |        |     |     |      |     |     |    |    |   |    |     |     |     |     |
| at Tennessee      | Feb. 8  |          |      |     |      |        |      |         |       |        |     |     |      |     |     |    |    |   |    |     |     |     |     |
| at Arkansas       | Feb. 11 |          |      |     |      |        |      |         |       |        |     |     |      |     |     |    |    |   |    |     |     |     |     |
| Georgia           | Feb. 15 |          |      |     |      |        |      |         |       |        |     |     |      |     |     |    |    |   |    |     |     |     |     |
| LSU               | Feb. 18 |          |      |     |      |        |      |         |       |        |     |     |      |     |     |    |    |   |    |     |     |     |     |
| at Vanderbilt     | Feb. 22 |          |      |     |      |        |      |         |       |        |     |     |      |     |     |    |    |   |    |     |     |     |     |
| Tennessee         | Feb. 25 |          |      |     |      |        |      |         |       |        |     |     |      |     |     |    |    |   |    |     |     |     |     |
| Mississippi State | Feb. 29 |          |      |     |      |        |      |         |       |        |     |     |      |     |     |    |    |   |    |     |     |     |     |
| at Georgia        | March 3 |          |      |     |      |        |      |         |       |        |     |     |      |     |     |    |    |   |    |     |     |     |     |

### SEASON NOTES

Dished five assists, committing zero turnovers, while grabbing a game-best 10 rebounds in season opener win over Western Carolina (Nov. 11) ... Posted five points and collected two steals vs. Elon (Nov. 15) ... Tallied first double-figure scoring game of the season with 12 points on 5-of-6 shooting from the floor and two free throws vs. Tennessee State (Nov. 20) ... Added two points and one assist vs. #1 North Carolina (Nov. 25) ... Dished four assists vs. Southern Cal (Nov. 26) ... Contributed four points and six rebounds in 24 minutes vs. Providence (Dec. 1) ... Tallied eight points and dished two assists in victory at Clemson (Dec. 4) ... Dished a team high three assists vs. Presbyterian (Dec. 13) ... Posted six points vs. No. 2 Ohio State (Dec. 17) ... Posted six points, two assists and two steals with no turnovers vs. SE Louisiana (Dec. 21) ... Solid vs. Wofford (Dec. 28), dishing four assists while adding six points ...


### CAREER STATISTICS

| Season        | GP-GS        | Min         | Avg         | FG         | FGA        | Pct         | 3FG      | 3FGA      | Pct         | FT        | FTA        | Pct         | Off        | Def        | Tot        | Avg        | PF         | FO       | Ast        | TO         | Blk       | Stl       | Pts        | Avg        |
|---------------|--------------|-------------|-------------|------------|------------|-------------|----------|-----------|-------------|-----------|------------|-------------|------------|------------|------------|------------|------------|----------|------------|------------|-----------|-----------|------------|------------|
| 2009-10       | 31-30        | 827         | 26.7        | 104        | 206        | .505        | 0        | 8         | .000        | 16        | 59         | .271        | 63         | 91         | 154        | 5.0        | 66         | 0        | 59         | 35         | 19        | 47        | 224        | 7.2        |
| 2010-11       | 26-25        | 731         | 28.1        | 87         | 182        | .478        | 3        | 10        | .300        | 26        | 62         | .419        | 71         | 75         | 146        | 5.6        | 40         | 0        | 66         | 46         | 5         | 24        | 203        | 7.8        |
| 2011-12       | 12-8         | 268         | 22.3        | 29         | 51         | .569        | 0        | 2         | .000        | 7         | 17         | .412        | 18         | 26         | 44         | 3.7        | 19         | 1        | 26         | 20         | 1         | 10        | 65         | 5.4        |
| <b>Totals</b> | <b>69-63</b> | <b>1826</b> | <b>26.4</b> | <b>220</b> | <b>439</b> | <b>.501</b> | <b>3</b> | <b>20</b> | <b>.150</b> | <b>49</b> | <b>138</b> | <b>.355</b> | <b>152</b> | <b>192</b> | <b>344</b> | <b>5.0</b> | <b>125</b> | <b>1</b> | <b>151</b> | <b>101</b> | <b>25</b> | <b>81</b> | <b>492</b> | <b>7.1</b> |

### CAREER SEC STATISTICS

| Season        | GP-GS        | Min        | Avg         | FG        | FGA        | Pct         | 3FG      | 3FGA     | Pct         | FT       | FTA       | Pct         | Off       | Def       | Tot        | Avg        | PF        | FO       | Ast       | TO        | Blk      | Stl       | Pts        | Avg        |
|---------------|--------------|------------|-------------|-----------|------------|-------------|----------|----------|-------------|----------|-----------|-------------|-----------|-----------|------------|------------|-----------|----------|-----------|-----------|----------|-----------|------------|------------|
| 2010          | 16-15        | 454        | 28.4        | 54        | 101        | .535        | 0        | 0        | .000        | 3        | 22        | .136        | 33        | 48        | 81         | 5.1        | 41        | 0        | 32        | 19        | 5        | 21        | 111        | 6.9        |
| 2011          | 12-11        | 335        | 27.9        | 33        | 74         | .446        | 1        | 3        | .333        | 6        | 2         | .273        | 30        | 28        | 58         | 4.8        | 17        | 0        | 25        | 22        | 1        | 4         | 73         | 6.1        |
| <b>Totals</b> | <b>28-26</b> | <b>789</b> | <b>28.2</b> | <b>87</b> | <b>175</b> | <b>.497</b> | <b>1</b> | <b>3</b> | <b>.333</b> | <b>9</b> | <b>24</b> | <b>.375</b> | <b>63</b> | <b>76</b> | <b>139</b> | <b>5.0</b> | <b>58</b> | <b>0</b> | <b>57</b> | <b>41</b> | <b>6</b> | <b>25</b> | <b>184</b> | <b>6.6</b> |





## #23 - BRUCE ELLINGTON

SOPHOMORE - GUARD

5'9 - 197 - 1 LETTER

MONCKS CORNER, S.C. - BERKELEY

### ELLINGTON'S CAREER HIGHS

**POINTS**

31, at Furman (Dec. 22, 2010)

**FIELD GOALS**

11, at Furman (Dec. 22, 2010)

**FIELD GOAL ATTEMPTS**

23, at Furman (Dec. 22, 2010)

**3-POINT FIELD GOALS**

6, twice, last vs. Vanderbilt (Jan. 8, 2011)

**3-POINT FIELD GOAL ATTEMPTS**

13, twice, last vs. Tennessee (Feb. 16, 2011)

**FREE THROWS**

7, vs. Arkansas (Jan. 19, 2011)

**FREE THROW ATTEMPTS**

11, vs. Arkansas (Jan. 19, 2011)

**REBOUNDS**

8, vs. WKU (Nov. 27, 2010)

**ASSISTS**

8, vs. WKU (Nov. 27, 2010)

**BLOCKS**

1, vs. Ohio State (Dec. 17, 2011)

**STEALS**

4, at Michigan State (Nov. 16, 2010)

**MINUTES PLAYED**

46, vs. WKU (Nov. 27, 2010)

### ELLINGTON'S SEASON HIGHS

**POINTS**

17, vs. Wofford (Dec. 28, 2011)

**FIELD GOALS**

6, vs. Presbyterian (Dec. 13, 2011)

**FIELD GOAL ATTEMPTS**

14, vs. Presbyterian (Dec. 13, 2011)

**3-POINT FIELD GOALS**

5, vs. Wofford (Dec. 28, 2011)

**3-POINT FIELD GOAL ATTEMPTS**

6, vs. Wofford (Dec. 28, 2011)

**FREE THROWS**

4, at Clemson (Dec. 4, 2011)

**FREE THROW ATTEMPTS**

4, twice, last vs. Presbyterian (Dec. 13, 2011)

**REBOUNDS**

3, twice, last vs. Wofford (Dec. 28, 2011)

**ASSISTS**

3, vs. Presbyterian (Dec. 13, 2011)

**BLOCKS**

1, vs. Ohio State (Dec. 17, 2011)

**STEALS**

1, twice, last vs. Presbyterian (Dec. 13, 2011)

**MINUTES PLAYED**

27, vs. Providence (Dec. 1, 2011)

### 2011-12

| Opponent          | Date    | GS | Min  | FG-FGA | Pct | 3FG-FGA | Pct | FT-FTA | Pct | Off | Def | Tot | Avg | PF | FO | A | TO | Blk | Stl | Pts  | Avg |   |
|-------------------|---------|----|------|--------|-----|---------|-----|--------|-----|-----|-----|-----|-----|----|----|---|----|-----|-----|------|-----|---|
| Western Carolina  | Nov. 11 | -  | -    | -      | -   | -       | -   | -      | -   | -   | -   | -   | -   | -  | -  | - | -  | -   | -   | -    | -   | - |
| at Elon           | Nov. 15 | -  | -    | -      | -   | -       | -   | -      | -   | -   | -   | -   | -   | -  | -  | - | -  | -   | -   | -    | -   | - |
| Tenn State        | Nov. 20 | -  | -    | -      | -   | -       | -   | -      | -   | -   | -   | -   | -   | -  | -  | - | -  | -   | -   | -    | -   | - |
| Miss Valley State | Nov. 22 | -  | -    | -      | -   | -       | -   | -      | -   | -   | -   | -   | -   | -  | -  | - | -  | -   | -   | -    | -   | - |
| UNC               | Nov. 25 | -  | -    | -      | -   | -       | -   | -      | -   | -   | -   | -   | -   | -  | -  | - | -  | -   | -   | -    | -   | - |
| So. California    | Nov. 26 | -  | -    | -      | -   | -       | -   | -      | -   | -   | -   | -   | -   | -  | -  | - | -  | -   | -   | -    | -   | - |
| Providence        | Dec. 1  | 27 | 3-11 | .273   | 0-4 | .000    | 0-0 | .000   | 1   | 1   | 2   | 2.0 | 3   | 0  | 1  | 2 | 0  | 0   | 6   | 6.0  |     |   |
| at Clemson        | Dec. 4  | 23 | 2-8  | .263   | 1-4 | .125    | 4-4 | 1.000  | 0   | 0   | 0   | 1.0 | 3   | 0  | 2  | 2 | 0  | 1   | 9   | 7.5  |     |   |
| Presbyterian      | Dec. 13 | 25 | 6-14 | .333   | 1-3 | .182    | 2-4 | .750   | 2   | 1   | 3   | 1.7 | 1   | 0  | 3  | 2 | 0  | 1   | 15  | 10.0 |     |   |
| Ohio State        | Dec. 17 | 23 | 3-7  | .350   | 2-4 | .267    | 0-0 | .750   | 0   | 1   | 1   | 1.5 | 4   | 0  | 8  | 1 | 1  | 1   | 0   | 9.5  |     |   |
| SE Louisiana      | Dec. 21 | 21 | 1-7  | .313   | 0-3 | .211    | 0-0 | .750   | 0   | 2   | 2   | 1.6 | 2   | 0  | 1  | 2 | 0  | 0   | 2   | 8.0  |     |   |
| Wofford           | Dec. 28 | 25 | 5-7  | .364   | 5-6 | .360    | 2-2 | .800   | 0   | 3   | 3   | 1.8 | 2   | 0  | 1  | 2 | 0  | 0   | 17  | 9.5  |     |   |
| USC Upstate       | Dec. 31 |    |      |        |     |         |     |        |     |     |     |     |     |    |    |   |    |     |     |      |     |   |
| SC State          | Jan. 3  |    |      |        |     |         |     |        |     |     |     |     |     |    |    |   |    |     |     |      |     |   |
| at Kentucky       | Jan. 7  |    |      |        |     |         |     |        |     |     |     |     |     |    |    |   |    |     |     |      |     |   |
| Vanderbilt        | Jan. 10 |    |      |        |     |         |     |        |     |     |     |     |     |    |    |   |    |     |     |      |     |   |
| Florida           | Jan. 14 |    |      |        |     |         |     |        |     |     |     |     |     |    |    |   |    |     |     |      |     |   |
| at Auburn         | Jan. 21 |    |      |        |     |         |     |        |     |     |     |     |     |    |    |   |    |     |     |      |     |   |
| Alabama           | Jan. 25 |    |      |        |     |         |     |        |     |     |     |     |     |    |    |   |    |     |     |      |     |   |
| at Ole Miss       | Jan. 28 |    |      |        |     |         |     |        |     |     |     |     |     |    |    |   |    |     |     |      |     |   |
| at Florida        | Feb. 2  |    |      |        |     |         |     |        |     |     |     |     |     |    |    |   |    |     |     |      |     |   |
| Kentucky          | Feb. 4  |    |      |        |     |         |     |        |     |     |     |     |     |    |    |   |    |     |     |      |     |   |
| at Tennessee      | Feb. 8  |    |      |        |     |         |     |        |     |     |     |     |     |    |    |   |    |     |     |      |     |   |
| at Arkansas       | Feb. 11 |    |      |        |     |         |     |        |     |     |     |     |     |    |    |   |    |     |     |      |     |   |
| Georgia           | Feb. 15 |    |      |        |     |         |     |        |     |     |     |     |     |    |    |   |    |     |     |      |     |   |
| LSU               | Feb. 18 |    |      |        |     |         |     |        |     |     |     |     |     |    |    |   |    |     |     |      |     |   |
| at Vanderbilt     | Feb. 22 |    |      |        |     |         |     |        |     |     |     |     |     |    |    |   |    |     |     |      |     |   |
| Tennessee         | Feb. 25 |    |      |        |     |         |     |        |     |     |     |     |     |    |    |   |    |     |     |      |     |   |
| Mississippi State | Feb. 29 |    |      |        |     |         |     |        |     |     |     |     |     |    |    |   |    |     |     |      |     |   |
| at Georgia        | March 3 |    |      |        |     |         |     |        |     |     |     |     |     |    |    |   |    |     |     |      |     |   |

### SEASON NOTES

Returned to South Carolina basketball team on Monday, Nov. 28, after competing with the Gamecock football team, where he posted two touchdowns on the year ... Named to the SEC All-Freshman football team ... Posted 707 all-purpose yards in 2011 ... (**BASKETBALL**) In first game of the season vs. Providence (Dec. 1), tallied six points and one assist in 27 minutes off the bench ... Tallied nine points, including the game-winning free throw, in 58-55 victory at Clemson (Dec. 4) ... Posted a season high 15 points, while adding three assists in win over Presbyterian (Dec. 13) ... Tallied eight points vs. No. 2 Ohio State (Dec. 17) ... Posted two points vs. SE Louisiana (Dec. 21) ... Season highs with 17 points and five made shots from beyond the arc in win over Wofford (Dec. 28) ... Will miss the USC Upstate contest while he competes with the South Carolina football team in Orlando for the Capital One Bowl ...

### CAREER STATISTICS

| Season        | GP-GS        | Min         | Avg         | FG         | FGA        | Pct         | 3FG       | 3FGA       | Pct         | FT        | FTA       | Pct         | Off       | Def       | Tot        | Avg        | PF        | FO       | Ast        | TO        | Blk      | Stl       | Pts        | Avg         |
|---------------|--------------|-------------|-------------|------------|------------|-------------|-----------|------------|-------------|-----------|-----------|-------------|-----------|-----------|------------|------------|-----------|----------|------------|-----------|----------|-----------|------------|-------------|
| 2010-11       | 30-30        | 928         | 30.9        | 138        | 423        | .326        | 61        | 198        | .308        | 47        | 74        | .635        | 25        | 75        | 100        | 3.3        | 75        | 0        | 97         | 87        | 0        | 31        | 384        | 12.8        |
| 2011-12       | 6-0          | 144         | 24.0        | 20         | 55         | .364        | 9         | 25         | .360        | 8         | 10        | .800        | 3         | 8         | 11         | 1.8        | 15        | 0        | 9          | 11        | 1        | 2         | 57         | 9.5         |
| <b>Totals</b> | <b>36-30</b> | <b>1072</b> | <b>29.7</b> | <b>158</b> | <b>474</b> | <b>.333</b> | <b>70</b> | <b>223</b> | <b>.313</b> | <b>55</b> | <b>84</b> | <b>.654</b> | <b>28</b> | <b>83</b> | <b>111</b> | <b>3.1</b> | <b>90</b> | <b>0</b> | <b>106</b> | <b>98</b> | <b>1</b> | <b>33</b> | <b>441</b> | <b>12.3</b> |

### CAREER SEC STATISTICS

| Season | GP-GS | Min | Avg  | FG | FGA | Pct  | 3FG | 3FGA | Pct  | FT | FTA | Pct  | Off | Def | Tot | Avg | PF | FO | Ast | TO | Blk | Stl | Pts | Avg  |
|--------|-------|-----|------|----|-----|------|-----|------|------|----|-----|------|-----|-----|-----|-----|----|----|-----|----|-----|-----|-----|------|
| 2011   | 16-16 | 500 | 31.3 | 69 | 237 | .291 | 31  | 122  | .254 | 23 | 35  | .657 | 18  | 32  | 50  | 31  | 41 | 0  | 42  | 43 | 0   | 14  | 192 | 12.0 |



## #24 - DAMONTRE HARRIS

**SOPHOMORE - FORWARD**

**6'9 - 226 - 1 LETTER**

**FAYETTEVILLE, N.C. - TRINITY CHRISTIAN**

### HARRIS' CAREER HIGHS

**POINTS**

15, vs. Southern Cal (Nov. 26, 2011)

**FIELD GOALS**

7, vs. Southern Cal (Nov. 26, 2011)

**FIELD GOAL ATTEMPTS**

11, vs. Southern Cal (Nov. 26, 2011)

**3-POINT FIELD GOALS**

-

**3-POINT FIELD GOAL ATTEMPTS**

1, twice, last vs. Tennessee (March 3, 2011)

**FREE THROWS**

4, vs. Elon (Nov. 15, 2011)

**FREE THROW ATTEMPTS**

7, vs. Elon (Nov. 15, 2011)

**REBOUNDS**

10, twice, last vs. vs. Elon (Nov. 15, 2011)

**ASSISTS**

3, twice, last vs. Wofford (Dec. 28, 2011)

**BLOCKS**

5, 4 times, last vs. Wofford (Dec. 28, 2011)

**STEALS**

2, 5 times, last vs. Wofford (Dec. 28, 2011)

**MINUTES PLAYED**

35, at Clemson (Dec. 4, 2011)

### HARRIS' SEASON HIGHS

**POINTS**

15, vs. Southern Cal (Nov. 26, 2011)

**FIELD GOALS**

7, vs. Southern Cal (Nov. 26, 2011)

**FIELD GOAL ATTEMPTS**

11, vs. Southern Cal (Nov. 26, 2011)

**3-POINT FIELD GOALS**

-

**3-POINT FIELD GOAL ATTEMPTS**

-

**FREE THROWS**

4, vs. Elon (Nov. 15, 2011)

**FREE THROW ATTEMPTS**

7, vs. Elon (Nov. 15, 2011)

**REBOUNDS**

10, vs. Elon (Nov. 15, 2011)

**ASSISTS**

3, vs. Wofford (Dec. 28, 2011)

**BLOCKS**

5, three times, last vs. Wofford (Dec. 28, 2011)

**STEALS**

2, three times, vs. Wofford (Dec. 28, 2011)

**MINUTES PLAYED**

35, at Clemson (Dec. 4, 2011)

### 2011-12

| Opponent          | Date    | GS | Min | FG-FGA | Pct  | 3FG-FGA | Pct  | FT-FTA | Pct  | Off | Def | Tot | Avg | PF | FO | A | TO | Blk | Stl | Pts | Avg |
|-------------------|---------|----|-----|--------|------|---------|------|--------|------|-----|-----|-----|-----|----|----|---|----|-----|-----|-----|-----|
| Western Carolina  | Nov. 11 | *  | 19  | 1-4    | .250 | 0-0     | .000 | 1-2    | .500 | 1   | 0   | 1   | 1.0 | 4  | 0  | 0 | 1  | 2   | 0   | 3   | 3.0 |
| at Elon           | Nov. 15 | *  | 26  | 2-4    | .300 | 0-0     | .000 | 4-7    | .566 | 6   | 4   | 10  | 5.5 | 1  | 0  | 0 | 1  | 1   | 2   | 8   | 5.5 |
| Tenn State        | Nov. 20 | *  | 16  | 2-2    | .417 | 0-0     | .000 | 1-1    | .600 | 0   | 7   | 7   | 6.0 | 2  | 0  | 0 | 0  | 2   | 0   | 5   | 5.3 |
| Miss Valley State | Nov. 22 | *  | 19  | 1-3    | .400 | 0-0     | .000 | 2-2    | .667 | 2   | 1   | 3   | 5.3 | 2  | 0  | 0 | 1  | 1   | 0   | 4   | 5.0 |
| UNC               | Nov. 25 | *  | 19  | 0-2    | .353 | 0-0     | .000 | 0-0    | .667 | 2   | 3   | 5   | 5.2 | 3  | 0  | 0 | 0  | 1   | 1   | 0   | 4.0 |
| So. California    | Nov. 26 | *  | 30  | 7-11   | .464 | 0-0     | .000 | 1-1    | .692 | 3   | 3   | 6   | 5.3 | 1  | 0  | 0 | 0  | 2   | 0   | 15  | 5.8 |
| Providence        | Dec. 1  | *  | 15  | 0-1    | .448 | 0-0     | .000 | 0-0    | .692 | 1   | 1   | 2   | 4.9 | 1  | 0  | 0 | 0  | 1   | 0   | 0   | 5.0 |
| at Clemson        | Dec. 4  | *  | 35  | 4-9    | .447 | 0-0     | .000 | 2-2    | .733 | 3   | 3   | 6   | 5.0 | 2  | 0  | 0 | 1  | 5   | 1   | 10  | 5.6 |
| Presbyterian      | Dec. 13 | *  | 26  | 4-6    | .477 | 0-0     | .000 | 1-1    | .750 | 0   | 3   | 3   | 4.8 | 4  | 0  | 2 | 1  | 5   | 0   | 9   | 6.0 |
| Ohio State        | Dec. 17 | *  | 28  | 2-4    | .479 | 0-0     | .000 | 0-0    | .750 | 0   | 2   | 2   | 4.5 | 0  | 0  | 1 | 0  | 0   | 1   | 4   | 5.8 |
| SE Louisiana      | Dec. 21 | *  | 22  | 1-2    | .480 | 0-0     | .000 | 1-2    | .722 | 3   | 4   | 7   | 4.7 | 4  | 0  | 0 | 2  | 1   | 2   | 3   | 5.5 |
| Wofford           | Dec. 28 | *  | 29  | 3-6    | .482 | 0-0     | .000 | 0-0    | .722 | 2   | 5   | 7   | 4.9 | 1  | 0  | 3 | 2  | 5   | 2   | 6   | 5.6 |
| USC Upstate       | Dec. 31 |    |     |        |      |         |      |        |      |     |     |     |     |    |    |   |    |     |     |     |     |
| SC State          | Jan. 3  |    |     |        |      |         |      |        |      |     |     |     |     |    |    |   |    |     |     |     |     |
| at Kentucky       | Jan. 7  |    |     |        |      |         |      |        |      |     |     |     |     |    |    |   |    |     |     |     |     |
| Vanderbilt        | Jan. 10 |    |     |        |      |         |      |        |      |     |     |     |     |    |    |   |    |     |     |     |     |
| Florida           | Jan. 14 |    |     |        |      |         |      |        |      |     |     |     |     |    |    |   |    |     |     |     |     |
| at Auburn         | Jan. 21 |    |     |        |      |         |      |        |      |     |     |     |     |    |    |   |    |     |     |     |     |
| Alabama           | Jan. 25 |    |     |        |      |         |      |        |      |     |     |     |     |    |    |   |    |     |     |     |     |
| at Ole Miss       | Jan. 28 |    |     |        |      |         |      |        |      |     |     |     |     |    |    |   |    |     |     |     |     |
| at Florida        | Feb. 2  |    |     |        |      |         |      |        |      |     |     |     |     |    |    |   |    |     |     |     |     |
| Kentucky          | Feb. 4  |    |     |        |      |         |      |        |      |     |     |     |     |    |    |   |    |     |     |     |     |
| at Tennessee      | Feb. 8  |    |     |        |      |         |      |        |      |     |     |     |     |    |    |   |    |     |     |     |     |
| at Arkansas       | Feb. 11 |    |     |        |      |         |      |        |      |     |     |     |     |    |    |   |    |     |     |     |     |
| Georgia           | Feb. 15 |    |     |        |      |         |      |        |      |     |     |     |     |    |    |   |    |     |     |     |     |
| LSU               | Feb. 18 |    |     |        |      |         |      |        |      |     |     |     |     |    |    |   |    |     |     |     |     |
| at Vanderbilt     | Feb. 22 |    |     |        |      |         |      |        |      |     |     |     |     |    |    |   |    |     |     |     |     |
| Tennessee         | Feb. 25 |    |     |        |      |         |      |        |      |     |     |     |     |    |    |   |    |     |     |     |     |
| Mississippi State | Feb. 29 |    |     |        |      |         |      |        |      |     |     |     |     |    |    |   |    |     |     |     |     |
| at Georgia        | March 3 |    |     |        |      |         |      |        |      |     |     |     |     |    |    |   |    |     |     |     |     |

### SEASON NOTES


Blocked two shots in season opener vs. Western Carolina (Nov. 11), but collected just one rebound and tallied three points ... Just two points away from first-career double-double with eight points and 10 rebounds vs. Elon (Nov. 15) ... Collected seven rebounds in just 16 minutes vs. Tennessee State (Nov. 20) ... Went 2-for-2 from the line against Mississippi Valley State (Nov. 22) and collected three rebounds with one block ... Collected five rebounds vs. #1 North Carolina (Nov. 25) ... Tallied a career high 15 points on 7-of-11 shooting from the field vs. Southern Cal (Nov. 26) ... One block vs. Providence (Dec. 1) ... Matched career high with five blocks, in a career high 35 minutes, while adding 10 points in win at Clemson (Dec. 4) ... Matched career high for second straight game with five blocks in win vs. Presbyterian (Dec. 13) ... Posted four points, one assist and one steal vs. No. 2 Ohio State (Dec. 17) ... Collected a team high seven rebounds vs. SE Louisiana (Dec. 21) ... Stellar numbers in win over Wofford (Dec. 28), matching career high with five blocks, while adding six points, seven rebounds, three assists and two steals in just 29 minutes ...

### CAREER STATISTICS

| Season        | GP-GS        | Min        | Avg         | FG        | FGA        | Pct         | 3FG      | 3FGA     | Pct         | FT        | FTA       | Pct         | Off       | Def       | Tot        | Avg        | PF        | FO       | Ast       | TO        | Blk       | Stl       | Pts        | Avg        |
|---------------|--------------|------------|-------------|-----------|------------|-------------|----------|----------|-------------|-----------|-----------|-------------|-----------|-----------|------------|------------|-----------|----------|-----------|-----------|-----------|-----------|------------|------------|
| 2010-11       | 29-19        | 491        | 16.9        | 47        | 82         | .573        | 0        | 2        | .000        | 13        | 22        | .591        | 48        | 56        | 104        | 3.6        | 61        | 1        | 13        | 21        | 26        | 14        | 107        | 3.7        |
| 2011-12       | 12-12        | 284        | 23.7        | 27        | 56         | .482        | 0        | 0        | .000        | 13        | 18        | .722        | 23        | 36        | 59         | 4.9        | 25        | 0        | 6         | 9         | 26        | 9         | 67         | 5.6        |
| <b>Totals</b> | <b>41-31</b> | <b>775</b> | <b>18.9</b> | <b>74</b> | <b>138</b> | <b>.536</b> | <b>0</b> | <b>2</b> | <b>.000</b> | <b>26</b> | <b>40</b> | <b>.650</b> | <b>72</b> | <b>91</b> | <b>163</b> | <b>4.0</b> | <b>86</b> | <b>1</b> | <b>19</b> | <b>30</b> | <b>52</b> | <b>23</b> | <b>174</b> | <b>4.2</b> |

### CAREER SEC STATISTICS

| Season | GP-GS | Min | Avg  | FG | FGA | Pct  | 3FG | 3FGA | Pct  | FT | FTA | Pct  | Off | Def | Tot | Avg | PF | FO | Ast | TO | Blk | Stl | Pts | Avg |
|--------|-------|-----|------|----|-----|------|-----|------|------|----|-----|------|-----|-----|-----|-----|----|----|-----|----|-----|-----|-----|-----|
| 2011   | 16-15 | 293 | 18.3 | 28 | 49  | .571 | 0   | 2    | .000 | 7  | 10  | .700 | 28  | 27  | 55  | 3.4 | 40 | 1  | 6   | 9  | 12  | 9   | 63  | 3.9 |



## #2 - BRIAN RICHARDSON

**SOPHOMORE - GUARD**

**6'4 - 171 - 1 LETTER**

**WILSON, N.C. - GREENFIELD SCHOOL**

### RICHARDSON'S CAREER HIGHS

**POINTS**

17, vs. SC State (Jan. 4, 2011)

**FIELD GOALS**

6, vs. SC State (Jan. 4, 2011)

**FIELD GOAL ATTEMPTS**

12, vs. Providence (Dec. 1, 2011)

**3-POINT FIELD GOALS**

5, vs. SC State (Jan. 4, 2011)

**3-POINT FIELD GOAL ATTEMPTS**

9, 3 times, last vs. Southern Cal (Nov. 26, 2011)

**FREE THROWS**

7, vs. Delaware State (12/1/10)

**FREE THROW ATTEMPTS**

8, vs. Delaware State (12/1/10)

**REBOUNDS**

5, vs. USC Upstate (Nov. 23, 2010)

**ASSISTS**

3, twice, last vs. Delaware State (12/1/10)

**BLOCKS**

1, 7 times, last vs. West. Carolina (Nov. 11, 2011)

**STEALS**

2, five times, last vs. Presbyterian (Dec. 13, 2011)

**MINUTES PLAYED**

33, at Furman (Dec. 22, 2010)

### RICHARDSON'S SEASON HIGHS

**POINTS**

12, vs. Southern Cal (Nov. 26, 2011)

**FIELD GOALS**

4, vs. Southern Cal (Nov. 26, 2011)

**FIELD GOAL ATTEMPTS**

12, vs. Providence (Dec. 1, 2011)

**3-POINT FIELD GOALS**

4, vs. Southern Cal (Nov. 26, 2011)

**3-POINT FIELD GOAL ATTEMPTS**

9, vs. Southern Cal (Nov. 26, 2011)

**FREE THROWS**

1, twice, last at Clemson (Dec. 4, 2011)

**FREE THROW ATTEMPTS**

2, at Clemson (Dec. 4, 2011)

**REBOUNDS**

4, vs. Providence (Dec. 1, 2011)

**ASSISTS**

2, twice, last vs. North Carolina (Nov. 25, 2011)

**BLOCKS**

1, vs. Western Carolina (Nov. 11, 2011)

**STEALS**

2, vs. Presbyterian (Dec. 13, 2011)

**MINUTES PLAYED**

27, vs. Southern Cal (Nov. 26, 2011)

### 2011-12

| Opponent          | Date    | GS | Min  | FG-FGA | Pct | 3FG-FGA | Pct | FT-FTA | Pct | Off | Def | Tot | Avg | PF | FO | A | TO | Blk | Stl | Pts | Avg |
|-------------------|---------|----|------|--------|-----|---------|-----|--------|-----|-----|-----|-----|-----|----|----|---|----|-----|-----|-----|-----|
| Western Carolina  | Nov. 11 | 19 | 2-4  | .500   | 1-3 | .333    | 0-0 | .000   | 1   | 0   | 1   | 1.0 | 1   | 0  | 1  | 0 | 1  | 1   | 5   | 5.0 |     |
| at Elon           | Nov. 15 | 21 | 2-9  | .308   | 0-6 | .111    | 0-0 | .000   | 0   | 0   | 0   | 0.5 | 0   | 0  | 0  | 0 | 0  | 1   | 4   | 4.5 |     |
| Tenn State        | Nov. 20 | 16 | 0-8  | .190   | 0-5 | .071    | 0-0 | .000   | 1   | 0   | 1   | 0.7 | 3   | 0  | 2  | 0 | 0  | 0   | 0   | 3.0 |     |
| Miss Valley State | Nov. 22 | 11 | 1-5  | .192   | 0-3 | .059    | 0-0 | .000   | 0   | 2   | 2   | 1.0 | 1   | 0  | 1  | 1 | 0  | 0   | 2   | 2.8 |     |
| UNC               | Nov. 25 | 19 | 2-6  | .219   | 0-4 | .048    | 0-0 | .000   | 0   | 3   | 3   | 1.4 | 4   | 0  | 2  | 3 | 0  | 0   | 4   | 3.0 |     |
| So. California    | Nov. 26 | 27 | 4-9  | .268   | 4-7 | .179    | 0-0 | .000   | 0   | 2   | 2   | 1.5 | 2   | 0  | 1  | 2 | 0  | 0   | 12  | 4.5 |     |
| Providence        | Dec. 1  | 17 | 2-12 | .245   | 0-6 | .147    | 1-1 | 1.000  | 2   | 2   | 4   | 1.9 | 3   | 0  | 0  | 0 | 0  | 0   | 5   | 4.6 |     |
| at Clemson        | Dec. 4  | 20 | 3-4  | .281   | 2-3 | .189    | 1-2 | .667   | 1   | 2   | 3   | 2.0 | 0   | 0  | 0  | 0 | 0  | 0   | 9   | 5.1 |     |
| Presbyterian      | Dec. 13 | 14 | 1-4  | .279   | 0-1 | .184    | 0-0 | .667   | 1   | 2   | 3   | 2.1 | 1   | 0  | 0  | 2 | 0  | 2   | 2   | 4.8 |     |
| Ohio State        | Dec. 17 | 3  | 0-1  | .274   | 0-0 | .184    | 0-0 | .667   | 0   | 0   | 0   | 1.9 | 0   | 0  | 1  | 1 | 0  | 0   | 0   | 4.3 |     |
| SE Louisiana      | Dec. 21 | 8  | 0-1  | .270   | 0-1 | .179    | 0-0 | .667   | 0   | 0   | 0   | 1.7 | 2   | 0  | 1  | 0 | 0  | 0   | 0   | 3.9 |     |
| Wofford           | Dec. 28 | 4  | 0-0  | .270   | 0-0 | .179    | 0-0 | .667   | 0   | 0   | 0   | 1.6 | 0   | 0  | 0  | 0 | 0  | 0   | 0   | 3.6 |     |
| USC Upstate       | Dec. 31 |    |      |        |     |         |     |        |     |     |     |     |     |    |    |   |    |     |     |     |     |
| SC State          | Jan. 3  |    |      |        |     |         |     |        |     |     |     |     |     |    |    |   |    |     |     |     |     |
| at Kentucky       | Jan. 7  |    |      |        |     |         |     |        |     |     |     |     |     |    |    |   |    |     |     |     |     |
| Vanderbilt        | Jan. 10 |    |      |        |     |         |     |        |     |     |     |     |     |    |    |   |    |     |     |     |     |
| Florida           | Jan. 14 |    |      |        |     |         |     |        |     |     |     |     |     |    |    |   |    |     |     |     |     |
| at Auburn         | Jan. 21 |    |      |        |     |         |     |        |     |     |     |     |     |    |    |   |    |     |     |     |     |
| Alabama           | Jan. 25 |    |      |        |     |         |     |        |     |     |     |     |     |    |    |   |    |     |     |     |     |
| at Ole Miss       | Jan. 28 |    |      |        |     |         |     |        |     |     |     |     |     |    |    |   |    |     |     |     |     |
| at Florida        | Feb. 2  |    |      |        |     |         |     |        |     |     |     |     |     |    |    |   |    |     |     |     |     |
| Kentucky          | Feb. 4  |    |      |        |     |         |     |        |     |     |     |     |     |    |    |   |    |     |     |     |     |
| at Tennessee      | Feb. 8  |    |      |        |     |         |     |        |     |     |     |     |     |    |    |   |    |     |     |     |     |
| at Arkansas       | Feb. 11 |    |      |        |     |         |     |        |     |     |     |     |     |    |    |   |    |     |     |     |     |
| Georgia           | Feb. 15 |    |      |        |     |         |     |        |     |     |     |     |     |    |    |   |    |     |     |     |     |
| LSU               | Feb. 18 |    |      |        |     |         |     |        |     |     |     |     |     |    |    |   |    |     |     |     |     |
| at Vanderbilt     | Feb. 22 |    |      |        |     |         |     |        |     |     |     |     |     |    |    |   |    |     |     |     |     |
| Tennessee         | Feb. 25 |    |      |        |     |         |     |        |     |     |     |     |     |    |    |   |    |     |     |     |     |
| Mississippi State | Feb. 29 |    |      |        |     |         |     |        |     |     |     |     |     |    |    |   |    |     |     |     |     |
| at Georgia        | March 3 |    |      |        |     |         |     |        |     |     |     |     |     |    |    |   |    |     |     |     |     |

### SEASON NOTES

Was solid in season opener win over Western Carolina (Nov. 11), posting five points, dishing one assist, one block and one steal ... Struggled from the floor vs. Elon (Nov. 15), hitting 2-of-9 attempts overall ... Dished two assists vs. Tennessee State (Nov. 20) ... Grabbed two rebounds and scored two points in 11 minutes against Mississippi Valley State (Nov. 22) ... Tallied four points and dished two assists vs. #1 North Carolina (Nov. 25) ... Breakout game with 12 points on 4-of-7 shooting vs. Southern Cal (Nov. 26) ... Tallied five points and collected four rebounds vs. Providence (Dec. 1) ... Solid in win at Clemson (Dec. 4), providing nine points and three rebounds ... Matched career high with two steals vs. Presbyterian (Dec. 13) ... One assist vs. No. 2 Ohio State (Dec. 17) ... Saw action vs. SE Louisiana (Dec. 21) ... Played vs. Wofford (Dec. 28)

### CAREER STATISTICS

| Season        | GP-GS        | Min        | Avg         | FG        | FGA        | Pct         | 3FG       | 3FGA       | Pct         | FT        | FTA       | Pct         | Off       | Def       | Tot       | Avg        | PF        | FO       | Ast       | TO        | Blk      | Stl       | Pts        | Avg        |
|---------------|--------------|------------|-------------|-----------|------------|-------------|-----------|------------|-------------|-----------|-----------|-------------|-----------|-----------|-----------|------------|-----------|----------|-----------|-----------|----------|-----------|------------|------------|
| 2010-11       | 30-24        | 582        | 19.4        | 53        | 158        | .335        | 41        | 122        | .336        | 30        | 44        | .682        | 5         | 43        | 48        | 1.6        | 57        | 1        | 16        | 29        | 6        | 20        | 177        | 5.9        |
| 2011-12       | 12-0         | 181        | 15.1        | 17        | 63         | .270        | 7         | 39         | .179        | 2         | 3         | .667        | 6         | 13        | 19        | 1.6        | 17        | 0        | 9         | 9         | 1        | 4         | 43         | 3.6        |
| <b>Totals</b> | <b>42-24</b> | <b>763</b> | <b>18.2</b> | <b>70</b> | <b>221</b> | <b>.316</b> | <b>48</b> | <b>161</b> | <b>.298</b> | <b>32</b> | <b>47</b> | <b>.680</b> | <b>11</b> | <b>56</b> | <b>67</b> | <b>1.6</b> | <b>74</b> | <b>1</b> | <b>25</b> | <b>38</b> | <b>7</b> | <b>24</b> | <b>220</b> | <b>5.2</b> |

### CAREER SEC STATISTICS

| Season | GP-GS | Min | Avg  | FG | FGA | Pct  | 3FG | 3FGA | Pct  | FT | FTA | Pct  | Off | Def | Tot | Avg | PF | FO | Ast | TO | Blk | Stl | Pts | Avg |
|--------|-------|-----|------|----|-----|------|-----|------|------|----|-----|------|-----|-----|-----|-----|----|----|-----|----|-----|-----|-----|-----|
| 2011   | 16-11 | 258 | 16.1 | 19 | 68  | .276 | 16  | 50   | .320 | 10 | 18  | .556 | 4   | 18  | 22  | 1.4 | 31 | 1  | 3   | 15 | 3   | 11  | 64  | 4.0 |



## #33 - RJ SLAWSON

**SOPHOMORE - FORWARD**

**6'8 - 207 - 1 LETTER**

**CHARLESTON, S.C. - FORT DORCHESTER**

### SLAWSON'S CAREER HIGHS

**POINTS**

13, vs. North Carolina (Nov. 25, 2011)

**FIELD GOALS**

6, vs. North Carolina (Nov. 25, 2011)

**FIELD GOAL ATTEMPTS**

10, vs. North Carolina (Nov. 25, 2011)

**3-POINT FIELD GOALS**

2, 3 times, last vs. Wofford (Dec. 28, 2011)

**3-POINT FIELD GOAL ATTEMPTS**

3, 3 times, last vs. Wofford (Dec. 28, 2011)

**FREE THROWS**

4, 3 times, last vs. Providence (Dec. 1, 2011)

**FREE THROW ATTEMPTS**

6, vs. Tenn. State (Nov. 20, 2011)

**REBOUNDS**

14, vs. North Carolina (Nov. 25, 2011)

**ASSISTS**

2, 4 times, last vs. Wofford (Dec. 28, 2011)

**BLOCKS**

4, vs. North Carolina (Nov. 25, 2011)

**STEALS**

2, vs. Providence (Dec. 1, 2011)

**MINUTES PLAYED**

31, vs. North Carolina (Nov. 25, 2011)

### SLAWSON'S SEASON HIGHS

**POINTS**

13, vs. North Carolina (Nov. 25, 2011)

**FIELD GOALS**

6, vs. North Carolina (Nov. 25, 2011)

**FIELD GOAL ATTEMPTS**

10, vs. North Carolina (Nov. 25, 2011)

**3-POINT FIELD GOALS**

2, twice, last vs. Wofford (Dec. 28, 2011)

**3-POINT FIELD GOAL ATTEMPTS**

3, twice, last vs. Wofford (Dec. 28, 2011)

**FREE THROWS**

4, twice, last vs. Providence (Dec. 1, 2011)

**FREE THROW ATTEMPTS**

6, vs. Tenn. State (Nov. 20, 2011)

**REBOUNDS**

14, vs. North Carolina (Nov. 25, 2011)

**ASSISTS**

2, three times, last vs. Wofford (Dec. 28, 2011)

**BLOCKS**

4, vs. North Carolina (Nov. 25, 2011)

**STEALS**

2, vs. Providence (Dec. 1, 2011)

**MINUTES PLAYED**

31, vs. North Carolina (Nov. 25, 2011)

### 2011-12

| Opponent          | Date    | GS | Min  | FG-FGA | Pct | 3FG-FGA | Pct | FT-FTA | Pct | Off | Def | Tot | Avg | PF | FO | A | TO | Blk | Stl | Pts | Avg |
|-------------------|---------|----|------|--------|-----|---------|-----|--------|-----|-----|-----|-----|-----|----|----|---|----|-----|-----|-----|-----|
| Western Carolina  | Nov. 11 | 21 | 3-4  | .750   | 0-0 | .000    | 1-2 | .500   | 3   | 0   | 3   | 3.0 | 3   | 0  | 1  | 0 | 0  | 1   | 7   | 7.0 |     |
| at Elon           | Nov. 15 | 11 | 1-5  | .444   | 0-2 | .000    | 0-0 | .500   | 1   | 2   | 3   | 3.0 | 2   | 0  | 0  | 0 | 1  | 2   | 4   | 4.5 |     |
| Tenn State        | Nov. 20 | 28 | 2-7  | .438   | 0-2 | .000    | 4-6 | .625   | 3   | 3   | 6   | 4.0 | 3   | 0  | 0  | 2 | 1  | 1   | 10  | 6.3 |     |
| Miss Valley State | Nov. 22 | 16 | 2-6  | .409   | 0-0 | .000    | 0-2 | .500   | 1   | 2   | 3   | 3.8 | 4   | 0  | 2  | 0 | 1  | 1   | 4   | 5.8 |     |
| UNC               | Nov. 25 | 31 | 6-10 | .600   | 0-1 | .000    | 1-2 | .500   | 4   | 10  | 14  | 5.8 | 4   | 0  | 0  | 4 | 4  | 1   | 13  | 7.2 |     |
| So. California    | Nov. 26 | 29 | 3-6  | .474   | 2-3 | .250    | 1-1 | .538   | 0   | 3   | 3   | 5.3 | 1   | 0  | 2  | 1 | 1  | 0   | 9   | 7.5 |     |
| Providence        | Dec. 1  | 22 | 2-8  | .435   | 0-1 | .222    | 4-4 | .647   | 4   | 4   | 8   | 5.7 | 4   | 0  | 1  | 2 | 1  | 2   | 8   | 7.6 |     |
| at Clemson        | Dec. 4  | 6  | 0-0  | .435   | 0-0 | .222    | 0-0 | .647   | 0   | 1   | 1   | 5.1 | 2   | 0  | 0  | 0 | 0  | 0   | 0   | 6.6 |     |
| Presbyterian      | Dec. 13 | 17 | 1-3  | .429   | 0-0 | .222    | 0-0 | .647   | 1   | 3   | 4   | 5.0 | 2   | 0  | 0  | 0 | 2  | 0   | 2   | 6.1 |     |
| Ohio State        | Dec. 17 | 16 | 1-2  | .431   | 1-2 | .273    | 0-0 | .647   | 0   | 0   | 0   | 4.5 | 3   | 0  | 0  | 1 | 0  | 0   | 3   | 5.8 |     |
| SE Louisiana      | Dec. 21 | 12 | 1-4  | .418   | 0-2 | .231    | 0-0 | .647   | 1   | 0   | 1   | 4.2 | 5   | 1  | 0  | 2 | 0  | 0   | 2   | 5.5 |     |
| Wofford           | Dec. 28 | 16 | 2-3  | .431   | 2-3 | .313    | 1-2 | .632   | 1   | 0   | 1   | 3.9 | 2   | 0  | 2  | 0 | 1  | 1   | 7   | 5.6 |     |
| USC Upstate       | Dec. 31 |    |      |        |     |         |     |        |     |     |     |     |     |    |    |   |    |     |     |     |     |
| SC State          | Jan. 3  |    |      |        |     |         |     |        |     |     |     |     |     |    |    |   |    |     |     |     |     |
| at Kentucky       | Jan. 7  |    |      |        |     |         |     |        |     |     |     |     |     |    |    |   |    |     |     |     |     |
| Vanderbilt        | Jan. 10 |    |      |        |     |         |     |        |     |     |     |     |     |    |    |   |    |     |     |     |     |
| Florida           | Jan. 14 |    |      |        |     |         |     |        |     |     |     |     |     |    |    |   |    |     |     |     |     |
| at Auburn         | Jan. 21 |    |      |        |     |         |     |        |     |     |     |     |     |    |    |   |    |     |     |     |     |
| Alabama           | Jan. 25 |    |      |        |     |         |     |        |     |     |     |     |     |    |    |   |    |     |     |     |     |
| at Ole Miss       | Jan. 28 |    |      |        |     |         |     |        |     |     |     |     |     |    |    |   |    |     |     |     |     |
| at Florida        | Feb. 2  |    |      |        |     |         |     |        |     |     |     |     |     |    |    |   |    |     |     |     |     |
| Kentucky          | Feb. 4  |    |      |        |     |         |     |        |     |     |     |     |     |    |    |   |    |     |     |     |     |
| at Tennessee      | Feb. 8  |    |      |        |     |         |     |        |     |     |     |     |     |    |    |   |    |     |     |     |     |
| at Arkansas       | Feb. 11 |    |      |        |     |         |     |        |     |     |     |     |     |    |    |   |    |     |     |     |     |
| Georgia           | Feb. 15 |    |      |        |     |         |     |        |     |     |     |     |     |    |    |   |    |     |     |     |     |
| LSU               | Feb. 18 |    |      |        |     |         |     |        |     |     |     |     |     |    |    |   |    |     |     |     |     |
| at Vanderbilt     | Feb. 22 |    |      |        |     |         |     |        |     |     |     |     |     |    |    |   |    |     |     |     |     |
| Tennessee         | Feb. 25 |    |      |        |     |         |     |        |     |     |     |     |     |    |    |   |    |     |     |     |     |
| Mississippi State | Feb. 29 |    |      |        |     |         |     |        |     |     |     |     |     |    |    |   |    |     |     |     |     |
| at Georgia        | March 3 |    |      |        |     |         |     |        |     |     |     |     |     |    |    |   |    |     |     |     |     |

### SEASON NOTES

Was 3-of-4 from the floor with seven points in season opener vs. Western Carolina (Nov. 11) ... Tallied two points vs. Elon (Nov. 15) ... Posted or matched several career highs with 10 points, including a 4-of-6 effort from the charity stripe, while playing a career high 28 minutes vs. Tennessee State (Nov. 20) ... Tied his career highs with two assists, one block and one steal vs. Mississippi Valley State (Nov. 22) ... Posted a career night vs. #1 North Carolina (Nov. 25), posting career highs with 13 points, 14 rebounds and four blocks ... Named to the Las Vegas Invitational All-Tournament team after finishing tournament play with nine points vs. Southern Cal (Nov. 26) ... Collected a team best eight rebounds vs. Providence (Dec. 1) ... Suffered from right foot strain following Providence contest, however, was available for contest at Clemson (Dec. 4) ... Blocked two shots vs. Presbyterian (Dec. 13) ... Posted three points vs. No. 2 Ohio State (Dec. 17) ... Saw action vs. SE Louisiana (Dec. 21) ... Tallied seven points, hitting two 3s in win vs. Wofford (Dec. 28) ...

### CAREER STATISTICS

| Season        | GP-GS       | Min        | Avg         | FG        | FGA        | Pct         | 3FG       | 3FGA      | Pct         | FT        | FTA       | Pct         | Off       | Def       | Tot        | Avg        | PF        | FO       | Ast       | TO        | Blk       | Stl       | Pts        | Avg        |
|---------------|-------------|------------|-------------|-----------|------------|-------------|-----------|-----------|-------------|-----------|-----------|-------------|-----------|-----------|------------|------------|-----------|----------|-----------|-----------|-----------|-----------|------------|------------|
| 2010-11       | 28-0        | 252        | 9.0         | 24        | 58         | .414        | 6         | 19        | .316        | 9         | 11        | .818        | 22        | 37        | 59         | 2.1        | 40        | 1        | 4         | 14        | 5         | 7         | 63         | 2.3        |
| 2011-12       | 12-0        | 225        | 18.8        | 25        | 58         | .431        | 5         | 16        | .313        | 12        | 19        | .632        | 19        | 28        | 47         | 3.9        | 35        | 1        | 8         | 12        | 11        | 8         | 67         | 5.6        |
| <b>Totals</b> | <b>40-0</b> | <b>477</b> | <b>11.9</b> | <b>49</b> | <b>116</b> | <b>.422</b> | <b>11</b> | <b>35</b> | <b>.314</b> | <b>21</b> | <b>30</b> | <b>.700</b> | <b>41</b> | <b>65</b> | <b>106</b> | <b>2.7</b> | <b>75</b> | <b>2</b> | <b>12</b> | <b>26</b> | <b>16</b> | <b>15</b> | <b>130</b> | <b>3.3</b> |

### CAREER SEC STATISTICS

| Season | GP-GS | Min | Avg  | FG | FGA | Pct  | 3FG | 3FGA | Pct  | FT | FTA | Pct   | Off | Def | Tot | Avg | PF | FO | Ast | TO | Blk | Stl | Pts | Avg |
|--------|-------|-----|------|----|-----|------|-----|------|------|----|-----|-------|-----|-----|-----|-----|----|----|-----|----|-----|-----|-----|-----|
| 2011   | 15-0  | 153 | 10.2 | 11 | 32  | .344 | 4   | 11   | .364 | 4  | 4   | 1.000 | 11  | 20  | 31  | 2.1 | 27 | 1  | 0   | 4  | 2   | 4   | 30  | 2.0 |





## #5 - ERIC SMITH

**SOPHOMORE - GUARD**

**5'11 - 210 - 1 LETTER**

**MULLINS, S.C. - CHRIST SCHOOL**

### SMITH'S CAREER HIGHS

**POINTS**

18, vs. Tenn. State (Nov. 20, 2011)

**FIELD GOALS**

6, twice, last vs. Providence (Dec. 1, 2011)

**FIELD GOAL ATTEMPTS**

13, vs. Providence (Dec. 1, 2011)

**3-POINT FIELD GOALS**

5, vs. Tenn. State (Nov. 20, 2011)

**3-POINT FIELD GOAL ATTEMPTS**

8, vs. Providence (Dec. 1, 2011)

**FREE THROWS**

3, vs. Kentucky (Jan. 22, 2011)

**FREE THROW ATTEMPTS**

4, vs. Radford (Nov. 19, 2010)

**REBOUNDS**

3, 6, times, last vs. Presbyterian (Dec. 13, 2011)

**ASSISTS**

7, vs. Ole Miss (Feb. 22, 2011)

**BLOCKS**

-

**STEALS**

2, 4 times, last vs. SE Louisiana (Dec. 21, 2011)

**MINUTES PLAYED**

31, vs. Miss. Valley State (Nov. 2, 2011)

### SMITH'S SEASON HIGHS

**POINTS**

18, vs. Tenn. State (Nov. 20, 2011)

**FIELD GOALS**

6, twice, last vs. Providence (Dec. 1, 2011)

**FIELD GOAL ATTEMPTS**

13, vs. Providence (Dec. 1, 2011)

**3-POINT FIELD GOALS**

5, vs. Tenn. State (Nov. 20, 2011)

**3-POINT FIELD GOAL ATTEMPTS**

8, vs. Providence (Dec. 1, 2011)

**FREE THROWS**

1, twice, last vs. Providence (Dec. 1, 2011)

**FREE THROW ATTEMPTS**

2, twice, last vs. Providence (Dec. 1, 2011)

**REBOUNDS**

3, three times, last vs. Presbyterian (Dec. 13, 2011)

**ASSISTS**

4, vs. Western Carolina (Nov. 11, 2011)

**BLOCKS**

-

**STEALS**

2, 3 times, last vs. SE Louisiana (Dec. 21, 2011)

**MINUTES PLAYED**

31, vs. Miss. Valley State (Nov. 2, 2011)

### 2011-12

| Opponent          | Date    | GS   | Min  | FG-FGA | Pct | 3FG-FGA | Pct | FT-FTA | Pct | Off | Def | Tot | Avg | PF | FO | A | TO | Blk | Stl | Pts  | Avg |
|-------------------|---------|------|------|--------|-----|---------|-----|--------|-----|-----|-----|-----|-----|----|----|---|----|-----|-----|------|-----|
| Western Carolina  | Nov. 11 | 19   | 4-6  | .667   | 1-2 | .500    | 0-2 | .000   | 0   | 0   | 0   | 0.0 | 0   | 4  | 1  | 0 | 0  | 9   | 9.0 |      |     |
| at Elon           | Nov. 15 | 14   | 3-5  | .636   | 0-2 | .250    | 0-1 | .000   | 0   | 1   | 1   | 0.5 | 2   | 0  | 2  | 1 | 0  | 1   | 6   | 7.5  |     |
| Tenn State        | Nov. 20 | 18   | 6-10 | .619   | 5-7 | .545    | 1-1 | .250   | 0   | 2   | 2   | 1.0 | 2   | 0  | 1  | 4 | 0  | 0   | 18  | 11.0 |     |
| Miss Valley State | Nov. 22 | * 31 | 3-6  | .593   | 2-3 | .572    | 0-1 | .200   | 1   | 2   | 3   | 1.5 | 2   | 0  | 2  | 4 | 0  | 2   | 8   | 10.3 |     |
| UNC               | Nov. 25 | * 27 | 2-6  | .545   | 2-5 | .526    | 0-0 | .200   | 0   | 0   | 0   | 1.2 | 1   | 0  | 3  | 3 | 0  | 0   | 6   | 9.4  |     |
| So. California    | Nov. 26 | * 20 | 1-1  | .559   | 1-1 | .550    | 0-0 | .200   | 0   | 0   | 0   | 1.0 | 4   | 0  | 1  | 3 | 0  | 1   | 3   | 8.3  |     |
| Providence        | Dec. 1  | * 28 | 6-13 | .532   | 3-8 | .500    | 1-2 | .286   | 1   | 2   | 3   | 1.3 | 2   | 0  | 1  | 0 | 0  | 2   | 16  | 9.4  |     |
| at Clemson        | Dec. 4  | * 22 | 2-3  | .540   | 0-1 | .483    | 0-0 | .286   | 0   | 2   | 2   | 1.4 | 2   | 0  | 3  | 1 | 0  | 0   | 4   | 8.8  |     |
| Presbyterian      | Dec. 13 | * 19 | 0-4  | .500   | 0-1 | .467    | 0-0 | .286   | 0   | 3   | 3   | 1.6 | 1   | 0  | 2  | 0 | 0  | 0   | 0   | 7.8  |     |
| Ohio State        | Dec. 17 | * 23 | 2-5  | .492   | 1-2 | .469    | 0-0 | .286   | 1   | 0   | 1   | 1.5 | 0   | 0  | 1  | 2 | 0  | 0   | 5   | 7.5  |     |
| SE Louisiana      | Dec. 21 | * 19 | 2-4  | .492   | 1-2 | .471    | 2-4 | .364   | 0   | 0   | 0   | 1.4 | 0   | 0  | 1  | 0 | 0  | 2   | 7   | 7.5  |     |
| Wofford           | Dec. 28 | * 17 | 0-3  | .470   | 0-2 | .444    | 0-0 | .364   | 0   | 0   | 0   | 1.3 | 0   | 0  | 1  | 2 | 0  | 0   | 0   | 6.8  |     |
| USC Upstate       | Dec. 31 |      |      |        |     |         |     |        |     |     |     |     |     |    |    |   |    |     |     |      |     |
| SC State          | Jan. 3  |      |      |        |     |         |     |        |     |     |     |     |     |    |    |   |    |     |     |      |     |
| at Kentucky       | Jan. 7  |      |      |        |     |         |     |        |     |     |     |     |     |    |    |   |    |     |     |      |     |
| Vanderbilt        | Jan. 10 |      |      |        |     |         |     |        |     |     |     |     |     |    |    |   |    |     |     |      |     |
| Florida           | Jan. 14 |      |      |        |     |         |     |        |     |     |     |     |     |    |    |   |    |     |     |      |     |
| at Auburn         | Jan. 21 |      |      |        |     |         |     |        |     |     |     |     |     |    |    |   |    |     |     |      |     |
| Alabama           | Jan. 25 |      |      |        |     |         |     |        |     |     |     |     |     |    |    |   |    |     |     |      |     |
| at Ole Miss       | Jan. 28 |      |      |        |     |         |     |        |     |     |     |     |     |    |    |   |    |     |     |      |     |
| at Florida        | Feb. 2  |      |      |        |     |         |     |        |     |     |     |     |     |    |    |   |    |     |     |      |     |
| Kentucky          | Feb. 4  |      |      |        |     |         |     |        |     |     |     |     |     |    |    |   |    |     |     |      |     |
| at Tennessee      | Feb. 8  |      |      |        |     |         |     |        |     |     |     |     |     |    |    |   |    |     |     |      |     |
| at Arkansas       | Feb. 11 |      |      |        |     |         |     |        |     |     |     |     |     |    |    |   |    |     |     |      |     |
| Georgia           | Feb. 15 |      |      |        |     |         |     |        |     |     |     |     |     |    |    |   |    |     |     |      |     |
| LSU               | Feb. 18 |      |      |        |     |         |     |        |     |     |     |     |     |    |    |   |    |     |     |      |     |
| at Vanderbilt     | Feb. 22 |      |      |        |     |         |     |        |     |     |     |     |     |    |    |   |    |     |     |      |     |
| Tennessee         | Feb. 25 |      |      |        |     |         |     |        |     |     |     |     |     |    |    |   |    |     |     |      |     |
| Mississippi State | Feb. 29 |      |      |        |     |         |     |        |     |     |     |     |     |    |    |   |    |     |     |      |     |
| at Georgia        | March 3 |      |      |        |     |         |     |        |     |     |     |     |     |    |    |   |    |     |     |      |     |

### SEASON NOTES


Dished four assists with just one turnover, while adding a career high nine points in season opener vs. Western Carolina (Nov. 11) ... Dished two assists and added six points at Elon (Nov. 15) ... Doubled career high with 18 points on 6-of-10 shooting, including a 5-of-7 mark from 3-point range vs. Tennessee State (Nov. 20) ... Earned first career start against Mississippi Valley State (Nov. 22), posting eight points while getting career highs with three rebounds, two steals and 31 minutes played ... Collected three assists vs. #1 North Carolina (Nov. 25) ... Was solid in contest vs. Providence (Dec. 1), scoring 16 points, hitting 6-of-13 attempts from the field ... Hit crucial show with 25.9 seconds remaining in Clemson contest (Dec. 4), which pushed the Carolina lead to three points ... Dished three assists vs. the Tigers ... Tallied two assists vs. Presbyterian (Dec. 13) ... Posted five points and one assist vs. No. 2 Ohio State (Dec. 17) ... Matched career high with two steals vs. SE Louisiana (Dec. 21) ... One assist vs. Wofford (Dec. 28) ...

### CAREER STATISTICS

| Season        | GP-GS       | Min        | Avg         | FG        | FGA        | Pct         | 3FG       | 3FGA      | Pct         | FT        | FTA       | Pct         | Off      | Def       | Tot       | Avg        | PF        | FO       | Ast       | TO        | Blk      | Stl       | Pts        | Avg        |
|---------------|-------------|------------|-------------|-----------|------------|-------------|-----------|-----------|-------------|-----------|-----------|-------------|----------|-----------|-----------|------------|-----------|----------|-----------|-----------|----------|-----------|------------|------------|
| 2010-11       | 28-0        | 371        | 13.3        | 20        | 66         | .303        | 8         | 35        | .229        | 20        | 32        | .625        | 6        | 16        | 22        | 0.8        | 29        | 0        | 42        | 25        | 0        | 6         | 68         | 2.4        |
| 2011-12       | 12-9        | 257        | 21.4        | 31        | 66         | .470        | 16        | 36        | .444        | 4         | 11        | .364        | 3        | 12        | 15        | 1.3        | 16        | 0        | 22        | 21        | 0        | 8         | 82         | 6.8        |
| <b>Totals</b> | <b>40-8</b> | <b>628</b> | <b>15.7</b> | <b>51</b> | <b>132</b> | <b>.386</b> | <b>24</b> | <b>71</b> | <b>.338</b> | <b>24</b> | <b>43</b> | <b>.558</b> | <b>9</b> | <b>28</b> | <b>37</b> | <b>0.9</b> | <b>45</b> | <b>0</b> | <b>64</b> | <b>46</b> | <b>0</b> | <b>14</b> | <b>150</b> | <b>3.8</b> |

### CAREER SEC STATISTICS

| Season | GP-GS | Min | Avg  | FG | FGA | Pct  | 3FG | 3FGA | Pct  | FT | FTA | Pct  | Off | Def | Tot | Avg | PF | FO | Ast | TO | Blk | Stl | Pts | Avg |
|--------|-------|-----|------|----|-----|------|-----|------|------|----|-----|------|-----|-----|-----|-----|----|----|-----|----|-----|-----|-----|-----|
| 2011   | 16-0  | 260 | 16.3 | 15 | 49  | .306 | 6   | 24   | .250 | 13 | 17  | .765 | 6   | 7   | 13  | 0.8 | 18 | 0  | 23  | 15 | 0   | 4   | 49  | 3.1 |



## #45 - CARLTON GEATHERS

R-FRESHMAN - FORWARD

6'10 - 250 - HS

GEORGETOWN, S.C. - CARVERS BAY

### GEATHERS' SEASON HIGHS

**POINTS**

4, twice, last vs. SE Louisiana (Dec. 21, 2011)

**FIELD GOALS**

2, vs. Western Carolina (Nov. 11, 2011)

**FIELD GOAL ATTEMPTS**

4, vs. Western Carolina (Nov. 11, 2011)

**3-POINT FIELD GOALS**

-

**3-POINT FIELD GOAL ATTEMPTS**

-

**FREE THROWS**

2, vs. SE Louisiana (Dec. 21, 2011)

**FREE THROW ATTEMPTS**

2, twice, last vs. SE Louisiana (Dec. 21, 2011)

**REBOUNDS**

6, vs. Western Carolina (Nov. 11, 2011)

**ASSISTS**

-

**BLOCKS**

3, twice, last vs. Providence (Dec. 1, 2011)

**STEALS**

-

**MINUTES PLAYED**

16, vs. Western Carolina (Nov. 11, 2011)

### 2011-12

| Opponent          | Date    | GS | Min | FG-FGA | Pct | 3FG-FGA | Pct | FT-FTA | Pct | Off | Def | Tot | Avg | PF | FO | A | TO | Blk | Stl | Pts | Avg |
|-------------------|---------|----|-----|--------|-----|---------|-----|--------|-----|-----|-----|-----|-----|----|----|---|----|-----|-----|-----|-----|
| Western Carolina  | Nov. 11 | 16 | 2-4 | .500   | 0-0 | .000    | 0-0 | .000   | 1   | 5   | 6   | 6.0 | 0   | 0  | 0  | 0 | 1  | 0   | 4   | 4.0 |     |
| at Elon           | Nov. 15 | 8  | 0-0 | .500   | 0-0 | .000    | 0-0 | .000   | 0   | 1   | 1   | 3.5 | 2   | 0  | 0  | 0 | 0  | 0   | 0   | 2.0 |     |
| Tenn State        | Nov. 20 | 13 | 0-1 | .400   | 0-0 | .000    | 0-0 | .000   | 1   | 1   | 2   | 3.0 | 1   | 0  | 0  | 0 | 1  | 0   | 0   | 1.3 |     |
| Miss Valley State | Nov. 22 | 11 | 0-0 | .000   | 0-0 | .000    | 0-0 | .000   | 0   | 3   | 3   | 3.0 | 1   | 0  | 0  | 0 | 3  | 0   | 0   | 1.0 |     |
| UNC               | Nov. 25 | 3  | 0-1 | .333   | 0-0 | .000    | 0-0 | .000   | 0   | 2   | 2   | 2.8 | 2   | 0  | 0  | 0 | 0  | 0   | 0   | 0.8 |     |
| So. California    | Nov. 26 | 3  | 0-0 | .333   | 0-0 | .000    | 0-0 | .000   | 0   | 0   | 0   | 2.3 | 1   | 0  | 0  | 0 | 0  | 0   | 0   | 0.7 |     |
| Providence        | Dec. 1  | 8  | 0-0 | .333   | 0-0 | .000    | 0-0 | .000   | 0   | 3   | 3   | 2.4 | 1   | 0  | 0  | 1 | 3  | 0   | 0   | 0.6 |     |
| at Clemson        | Dec. 4  | 3  | 0-1 | .286   | 0-0 | .000    | 0-0 | .000   | 0   | 0   | 0   | 2.1 | 0   | 0  | 0  | 0 | 0  | 0   | 0   | 0.5 |     |
| Presbyterian      | Dec. 13 | 4  | 0-0 | .286   | 0-0 | .000    | 0-0 | .000   | 0   | 1   | 1   | 2.0 | 1   | 0  | 0  | 0 | 0  | 0   | 0   | 0.4 |     |
| Ohio State        | Dec. 17 | 8  | 0-0 | .286   | 0-0 | .000    | 1-2 | .500   | 1   | 2   | 3   | 2.1 | 0   | 0  | 0  | 0 | 1  | 0   | 1   | 0.5 |     |
| SE Louisiana      | Dec. 21 | 11 | 1-3 | .300   | 0-0 | .000    | 2-2 | .750   | 4   | 0   | 4   | 2.3 | 2   | 0  | 0  | 1 | 0  | 0   | 4   | 0.8 |     |
| Wofford           | Dec. 28 | 5  | 1-1 | .364   | 0-0 | .000    | 0-0 | .750   | 0   | 0   | 0   | 2.1 | 0   | 0  | 0  | 0 | 0  | 0   | 2   | 0.9 |     |
| USC Upstate       | Dec. 31 |    |     |        |     |         |     |        |     |     |     |     |     |    |    |   |    |     |     |     |     |
| SC State          | Jan. 3  |    |     |        |     |         |     |        |     |     |     |     |     |    |    |   |    |     |     |     |     |
| at Kentucky       | Jan. 7  |    |     |        |     |         |     |        |     |     |     |     |     |    |    |   |    |     |     |     |     |
| Vanderbilt        | Jan. 10 |    |     |        |     |         |     |        |     |     |     |     |     |    |    |   |    |     |     |     |     |
| Florida           | Jan. 14 |    |     |        |     |         |     |        |     |     |     |     |     |    |    |   |    |     |     |     |     |
| at Auburn         | Jan. 21 |    |     |        |     |         |     |        |     |     |     |     |     |    |    |   |    |     |     |     |     |
| Alabama           | Jan. 25 |    |     |        |     |         |     |        |     |     |     |     |     |    |    |   |    |     |     |     |     |
| at Ole Miss       | Jan. 28 |    |     |        |     |         |     |        |     |     |     |     |     |    |    |   |    |     |     |     |     |
| at Florida        | Feb. 2  |    |     |        |     |         |     |        |     |     |     |     |     |    |    |   |    |     |     |     |     |
| Kentucky          | Feb. 4  |    |     |        |     |         |     |        |     |     |     |     |     |    |    |   |    |     |     |     |     |
| at Tennessee      | Feb. 8  |    |     |        |     |         |     |        |     |     |     |     |     |    |    |   |    |     |     |     |     |
| at Arkansas       | Feb. 11 |    |     |        |     |         |     |        |     |     |     |     |     |    |    |   |    |     |     |     |     |
| Georgia           | Feb. 15 |    |     |        |     |         |     |        |     |     |     |     |     |    |    |   |    |     |     |     |     |
| LSU               | Feb. 18 |    |     |        |     |         |     |        |     |     |     |     |     |    |    |   |    |     |     |     |     |
| at Vanderbilt     | Feb. 22 |    |     |        |     |         |     |        |     |     |     |     |     |    |    |   |    |     |     |     |     |
| Tennessee         | Feb. 25 |    |     |        |     |         |     |        |     |     |     |     |     |    |    |   |    |     |     |     |     |
| Mississippi State | Feb. 29 |    |     |        |     |         |     |        |     |     |     |     |     |    |    |   |    |     |     |     |     |
| at Georgia        | March 3 |    |     |        |     |         |     |        |     |     |     |     |     |    |    |   |    |     |     |     |     |

### SEASON NOTES

In first career contest, collected six rebounds and tallied four points in season opener vs. Western Carolina (Nov. 11) ... Saw action vs. Elon (Nov. 15), collecting one rebound ... Earned a block vs. Tennessee State (Nov. 20) ... Swatted a game-high and career high three blocks against Mississippi Valley State (Nov. 22) ... Blocked three shots vs. Providence (Dec. 1), matching a season high ... Tallied one block vs. No. 2 Ohio State (Dec. 17) ... Matched season high with four points vs. SE Louisiana (Dec. 21) ... Contributed two points in win over Wofford (Dec. 28) ...

### CAREER STATISTICS

| Season  | GP-GS | Min | Avg | FG | FGA | Pct  | 3FG | 3FGA | Pct  | FT | FTA | Pct  | Off | Def | Tot | Avg | PF | FO | Ast | TO | Blk | Stl | Pts | Avg |
|---------|-------|-----|-----|----|-----|------|-----|------|------|----|-----|------|-----|-----|-----|-----|----|----|-----|----|-----|-----|-----|-----|
| 2011-12 | 12-0  | 93  | 7.8 | 4  | 11  | .364 | 0   | 0    | .000 | 3  | 4   | .750 | 7   | 18  | 25  | 2.1 | 11 | 0  | 0   | 2  | 9   | 0   | 11  | 0.9 |

### CAREER SEC STATISTICS

| Season | GP-GS | Min | Avg | FG | FGA | Pct | 3FG | 3FGA | Pct | FT | FTA | Pct | Off | Def | Tot | Avg | PF | FO | Ast | TO | Blk | Stl | Pts | Avg |
|--------|-------|-----|-----|----|-----|-----|-----|------|-----|----|-----|-----|-----|-----|-----|-----|----|----|-----|----|-----|-----|-----|-----|
| 2012   |       |     |     |    |     |     |     |      |     |    |     |     |     |     |     |     |    |    |     |    |     |     |     |     |



## #13 - ANTHONY GILL

FRESHMAN - FORWARD

6'8 - 235 - HS

CHARLOTTE, N.C. - CHARLOTTE CHRISTIAN

### GILL'S SEASON HIGHS

**POINTS**

14, twice, last vs. SE Louisiana (Dec. 21, 2011)

**FIELD GOALS**

6, vs. Western Carolina (Nov. 11, 2011)

**FIELD GOAL ATTEMPTS**

9, vs. SE Louisiana (Dec. 21, 2011)

**3-POINT FIELD GOALS**

2, twice, last vs. SE Louisiana (Dec. 21, 2011)

**3-POINT FIELD GOAL ATTEMPTS**

3, at Clemson (Dec. 4, 2011)

**FREE THROWS**

4, twice, last vs. SE Louisiana (Dec. 21, 2011)

**FREE THROW ATTEMPTS**

6, twice, last vs. SE Louisiana (Dec. 21, 2011)

**REBOUNDS**

9, vs. Elon (Nov. 15, 2011)

**ASSISTS**

3, twice, last vs. Wofford (Dec. 28, 2011)

**BLOCKS**

1, 3 times, last vs. SE Louisiana (Dec. 21, 2011)

**STEALS**

2, vs. Southern Cal (Nov. 26, 2011)

**MINUTES PLAYED**

33, vs. Presbyterian (Dec. 13, 2011)

### 2011-12

| Opponent          | Date    | GS | Min | FG-FGA | Pct  | 3FG-FGA | Pct   | FT-FTA | Pct  | Off | Def | Tot | Avg | PF | FO | A | TO | Blk | Stl | Pts | Avg  |
|-------------------|---------|----|-----|--------|------|---------|-------|--------|------|-----|-----|-----|-----|----|----|---|----|-----|-----|-----|------|
| Western Carolina  | Nov. 11 | *  | 23  | 6-7    | .857 | 1-1     | 1.000 | 1-2    | .500 | 2   | 2   | 4   | 4.0 | 2  | 0  | 1 | 1  | 0   | 0   | 14  | 14.0 |
| at Elon           | Nov. 15 | *  | 28  | 4-5    | .833 | 0-0     | 1.000 | 1-3    | .400 | 2   | 7   | 9   | 6.5 | 4  | 0  | 0 | 2  | 1   | 0   | 9   | 11.5 |
| Tenn State        | Nov. 20 | *  | 21  | 1-3    | .733 | 0-0     | 1.000 | 0-0    | .400 | 1   | 1   | 2   | 5.0 | 2  | 0  | 3 | 0  | 0   | 0   | 2   | 8.3  |
| Miss Valley State | Nov. 22 | *  | 29  | 3-6    | .667 | 0-0     | 1.000 | 2-3    | .500 | 3   | 5   | 8   | 5.8 | 3  | 0  | 1 | 2  | 0   | 0   | 8   | 8.3  |
| UNC               | Nov. 25 | *  | 23  | 3-7    | .607 | 0-0     | 1.000 | 4-6    | .571 | 3   | 3   | 6   | 5.8 | 5  | 1  | 2 | 3  | 0   | 1   | 10  | 8.6  |
| So. California    | Nov. 26 | *  | 18  | 2-3    | .613 | 0-0     | 1.000 | 3-3    | .647 | 2   | 0   | 2   | 5.2 | 2  | 0  | 2 | 0  | 0   | 2   | 7   | 8.3  |
| Providence        | Dec. 1  | *  | 17  | 3-6    | .585 | 0-0     | 1.000 | 1-1    | .667 | 2   | 1   | 3   | 4.9 | 0  | 0  | 2 | 1  | 0   | 0   | 7   | 8.1  |
| at Clemson        | Dec. 4  | *  | 24  | 3-7    | .568 | 2-3     | .750  | 2-4    | .636 | 0   | 6   | 6   | 5.0 | 4  | 0  | 0 | 0  | 0   | 0   | 10  | 8.4  |
| Presbyterian      | Dec. 13 | *  | 33  | 3-6    | .560 | 1-1     | .800  | 3-3    | .680 | 4   | 4   | 8   | 5.3 | 2  | 0  | 2 | 5  | 0   | 0   | 10  | 8.6  |
| Ohio State        | Dec. 17 | *  | 18  | 4-6    | .571 | 0-0     | .800  | 3-3    | .714 | 2   | 2   | 4   | 5.2 | 2  | 0  | 2 | 4  | 1   | 0   | 11  | 8.8  |
| SE Louisiana      | Dec. 21 | *  | 27  | 4-9    | .554 | 2-2     | .857  | 4-6    | .706 | 2   | 3   | 5   | 5.2 | 0  | 0  | 1 | 1  | 1   | 14  | 9.3 |      |
| Wofford           | Dec. 28 | *  | 30  | 1-5    | .529 | 0-1     | .750  | 0-0    | .706 | 1   | 7   | 8   | 5.4 | 1  | 0  | 3 | 3  | 0   | 1   | 2   | 8.7  |
| USC Upstate       | Dec. 31 |    |     |        |      |         |       |        |      |     |     |     |     |    |    |   |    |     |     |     |      |
| SC State          | Jan. 3  |    |     |        |      |         |       |        |      |     |     |     |     |    |    |   |    |     |     |     |      |
| at Kentucky       | Jan. 7  |    |     |        |      |         |       |        |      |     |     |     |     |    |    |   |    |     |     |     |      |
| Vanderbilt        | Jan. 10 |    |     |        |      |         |       |        |      |     |     |     |     |    |    |   |    |     |     |     |      |
| Florida           | Jan. 14 |    |     |        |      |         |       |        |      |     |     |     |     |    |    |   |    |     |     |     |      |
| at Auburn         | Jan. 21 |    |     |        |      |         |       |        |      |     |     |     |     |    |    |   |    |     |     |     |      |
| Alabama           | Jan. 25 |    |     |        |      |         |       |        |      |     |     |     |     |    |    |   |    |     |     |     |      |
| at Ole Miss       | Jan. 28 |    |     |        |      |         |       |        |      |     |     |     |     |    |    |   |    |     |     |     |      |
| at Florida        | Feb. 2  |    |     |        |      |         |       |        |      |     |     |     |     |    |    |   |    |     |     |     |      |
| Kentucky          | Feb. 4  |    |     |        |      |         |       |        |      |     |     |     |     |    |    |   |    |     |     |     |      |
| at Tennessee      | Feb. 8  |    |     |        |      |         |       |        |      |     |     |     |     |    |    |   |    |     |     |     |      |
| at Arkansas       | Feb. 11 |    |     |        |      |         |       |        |      |     |     |     |     |    |    |   |    |     |     |     |      |
| Georgia           | Feb. 15 |    |     |        |      |         |       |        |      |     |     |     |     |    |    |   |    |     |     |     |      |
| LSU               | Feb. 18 |    |     |        |      |         |       |        |      |     |     |     |     |    |    |   |    |     |     |     |      |
| at Vanderbilt     | Feb. 22 |    |     |        |      |         |       |        |      |     |     |     |     |    |    |   |    |     |     |     |      |
| Tennessee         | Feb. 25 |    |     |        |      |         |       |        |      |     |     |     |     |    |    |   |    |     |     |     |      |
| Mississippi State | Feb. 29 |    |     |        |      |         |       |        |      |     |     |     |     |    |    |   |    |     |     |     |      |
| at Georgia        | March 3 |    |     |        |      |         |       |        |      |     |     |     |     |    |    |   |    |     |     |     |      |

### SEASON NOTES

Tallied a game-high 14 points in college debut on 6-of-7 shooting from the floor to lead Gamecocks past Western Carolina (Nov. 11) in season opener ... Led team for second-straight contest with nine points, just one rebound away from double-double with nine as well at Elon (Nov. 15) ... Was in foul trouble early vs. Tennessee State (Nov. 20); collected two assists ... Went 3-of-6 shooting from the floor in an eight-point, eight-rebound effort against Mississippi Valley State (Nov. 22) ... Collected six rebounds and posted five points before fouling out vs. #1 North Carolina (Nov. 25) ... Collected two steals vs. Southern Cal (Nov. 26) ... Added seven points and collected three rebounds vs. Providence (Dec. 1) ... Big part of Gamecock win at Clemson (Dec. 4), hit a huge 3 with 1:19 left in the contest to push the Carolina lead to three points ... Tallied 10 points and collected six rebounds vs. the Tigers ... Played a season high 33 minutes vs. Presbyterian (Dec. 13), collecting a team high eight rebounds ... After early foul trouble forced him to play just two minutes in the first half vs. No. 2 Ohio State (Dec. 17), responded with 11 points and four rebounds in the second half ... Solid performance vs. SE Louisiana (Dec. 21), posting a team high 14 points, while adding one assist, one block and one steal ... Collected team high seven rebounds, and matched season high with three assists in win over Wofford (Dec. 28) ...

### CAREER STATISTICS

| Season  | GP-GS | Min | Avg  | FG | FGA | Pct  | 3FG | 3FGA | Pct  | FT | FTA | Pct  | Off | Def | Tot | Avg | PF | FO | Ast | TO | Blk | Stl | Pts | Avg |
|---------|-------|-----|------|----|-----|------|-----|------|------|----|-----|------|-----|-----|-----|-----|----|----|-----|----|-----|-----|-----|-----|
| 2011-12 | 12-12 | 291 | 24.3 | 37 | 70  | .529 | 6   | 8    | .750 | 24 | 34  | .706 | 24  | 41  | 65  | 5.4 | 27 | 1  | 19  | 22 | 3   | 5   | 104 | 8.7 |

### CAREER SEC STATISTICS

| Season | GP-GS | Min | Avg | FG | FGA | Pct | 3FG | 3FGA | Pct | FT | FTA | Pct | Off | Def | Tot | Avg | PF | FO | Ast | TO | Blk | Stl | Pts | Avg |
|--------|-------|-----|-----|----|-----|-----|-----|------|-----|----|-----|-----|-----|-----|-----|-----|----|----|-----|----|-----|-----|-----|-----|
| 2012   |       |     |     |    |     |     |     |      |     |    |     |     |     |     |     |     |    |    |     |    |     |     |     |     |



## #32 - DAMIEN LEONARD

FRESHMAN - GUARD

6'4 - 187 - HS

GREENVILLE, S.C. - J.L. MANN

### LEONARD'S SEASON HIGHS

**POINTS**

16, vs. Miss. Valley State (Nov. 22, 2011)

**FIELD GOALS**

5, twice, last vs. North Carolina (Nov. 25, 2011)

**FIELD GOAL ATTEMPTS**

17, vs. Elon (Nov. 15, 2011)

**3-POINT FIELD GOALS**

5, vs. North Carolina (Nov. 25, 2011)

**3-POINT FIELD GOAL ATTEMPTS**

11, twice, last vs. North Carolina (Nov. 25, 2011)

**FREE THROWS**

2, 3 times, last vs. Wofford (Dec. 28, 2011)

**FREE THROW ATTEMPTS**

4, vs. Tenn. State (Nov. 20, 2011)

**REBOUNDS**

3, twice, last vs. Ohio State (Dec. 17, 2011)

**ASSISTS**

2, twice, last vs. Tenn. State (Nov. 20, 2011)

**BLOCKS**

1, vs. Western Carolina (Nov. 11, 2011)

**STEALS**

2, twice, last vs. Tenn. State (Nov. 20, 2011)

**MINUTES PLAYED**

36, vs. North Carolina (Nov. 25, 2011)

### 2011-12

| Opponent          | Date    | GS | Min | FG-FGA | Pct  | 3FG-FGA | Pct  | FT-FTA | Pct   | Off | Def | Tot | Avg | PF | FO | A | TO | Blk | Stl | Pts | Avg |
|-------------------|---------|----|-----|--------|------|---------|------|--------|-------|-----|-----|-----|-----|----|----|---|----|-----|-----|-----|-----|
| Western Carolina  | Nov. 11 | *  | 22  | 2-10   | .200 | 1-5     | .200 | 0-0    | .000  | 1   | 0   | 1   | 1.0 | 1  | 0  | 0 | 1  | 1   | 1   | 5   | 5.0 |
| at Elon           | Nov. 15 | *  | 27  | 2-17   | .148 | 1-11    | .125 | 2-2    | 1.000 | 2   | 0   | 2   | 1.5 | 2  | 0  | 2 | 0  | 0   | 2   | 7   | 6.0 |
| Tenn State        | Nov. 20 | *  | 24  | 1-5    | .156 | 1-5     | .143 | 2-4    | .667  | 1   | 0   | 1   | 1.3 | 3  | 0  | 2 | 2  | 0   | 2   | 5   | 5.7 |
| Miss Valley State | Nov. 22 | *  | 32  | 5-12   | .227 | 4-9     | .233 | 2-2    | .750  | 0   | 3   | 3   | 1.8 | 2  | 0  | 0 | 3  | 0   | 1   | 16  | 8.3 |
| UNC               | Nov. 25 | *  | 36  | 5-12   | .268 | 5-11    | .293 | 0-0    | .750  | 0   | 1   | 1   | 1.5 | 3  | 0  | 0 | 5  | 0   | 0   | 15  | 9.6 |
| So. California    | Nov. 26 | *  | 23  | 0-6    | .242 | 0-4     | .267 | 0-0    | .750  | 0   | 0   | 0   | 1.3 | 2  | 0  | 0 | 1  | 0   | 0   | 0   | 8.0 |
| Providence        | Dec. 1  | *  | 9   | 0-5    | .224 | 0-5     | .240 | 0-0    | .750  | 0   | 2   | 2   | 1.4 | 1  | 0  | 0 | 1  | 0   | 0   | 0   | 6.9 |
| at Clemson        | Dec. 4  |    | 5   | 1-3    | .229 | 0-1     | .235 | 0-0    | .750  | 0   | 0   | 0   | 1.3 | 0  | 0  | 0 | 0  | 0   | 0   | 2   | 6.3 |
| Presbyterian      | Dec. 13 |    | 10  | 3-5    | .253 | 2-2     | .264 | 0-0    | .750  | 0   | 0   | 0   | 1.1 | 2  | 0  | 0 | 2  | 0   | 0   | 10  | 6.4 |
| Ohio State        | Dec. 17 |    | 22  | 2-6    | .259 | 2-6     | .271 | 1-2    | .700  | 1   | 2   | 3   | 1.3 | 3  | 0  | 0 | 2  | 0   | 0   | 7   | 6.5 |
| SE Louisiana      | Dec. 21 |    | 14  | 3-6    | .276 | 2-5     | .281 | 0-2    | .583  | 0   | 2   | 2   | 1.4 | 0  | 0  | 0 | 0  | 0   | 0   | 8   | 6.6 |
| Wofford           | Dec. 28 |    | 16  | 4-7    | .298 | 4-6     | .314 | 2-2    | .643  | 0   | 0   | 0   | 1.3 | 0  | 0  | 0 | 2  | 0   | 0   | 14  | 7.3 |
| USC Upstate       | Dec. 31 |    |     |        |      |         |      |        |       |     |     |     |     |    |    |   |    |     |     |     |     |
| SC State          | Jan. 3  |    |     |        |      |         |      |        |       |     |     |     |     |    |    |   |    |     |     |     |     |
| at Kentucky       | Jan. 7  |    |     |        |      |         |      |        |       |     |     |     |     |    |    |   |    |     |     |     |     |
| Vanderbilt        | Jan. 10 |    |     |        |      |         |      |        |       |     |     |     |     |    |    |   |    |     |     |     |     |
| Florida           | Jan. 14 |    |     |        |      |         |      |        |       |     |     |     |     |    |    |   |    |     |     |     |     |
| at Auburn         | Jan. 21 |    |     |        |      |         |      |        |       |     |     |     |     |    |    |   |    |     |     |     |     |
| Alabama           | Jan. 25 |    |     |        |      |         |      |        |       |     |     |     |     |    |    |   |    |     |     |     |     |
| at Ole Miss       | Jan. 28 |    |     |        |      |         |      |        |       |     |     |     |     |    |    |   |    |     |     |     |     |
| at Florida        | Feb. 2  |    |     |        |      |         |      |        |       |     |     |     |     |    |    |   |    |     |     |     |     |
| Kentucky          | Feb. 4  |    |     |        |      |         |      |        |       |     |     |     |     |    |    |   |    |     |     |     |     |
| at Tennessee      | Feb. 8  |    |     |        |      |         |      |        |       |     |     |     |     |    |    |   |    |     |     |     |     |
| at Arkansas       | Feb. 11 |    |     |        |      |         |      |        |       |     |     |     |     |    |    |   |    |     |     |     |     |
| Georgia           | Feb. 15 |    |     |        |      |         |      |        |       |     |     |     |     |    |    |   |    |     |     |     |     |
| LSU               | Feb. 18 |    |     |        |      |         |      |        |       |     |     |     |     |    |    |   |    |     |     |     |     |
| at Vanderbilt     | Feb. 22 |    |     |        |      |         |      |        |       |     |     |     |     |    |    |   |    |     |     |     |     |
| Tennessee         | Feb. 25 |    |     |        |      |         |      |        |       |     |     |     |     |    |    |   |    |     |     |     |     |
| Mississippi State | Feb. 29 |    |     |        |      |         |      |        |       |     |     |     |     |    |    |   |    |     |     |     |     |
| at Georgia        | March 3 |    |     |        |      |         |      |        |       |     |     |     |     |    |    |   |    |     |     |     |     |

### SEASON NOTES

Struggled from the floor in college debut vs. Western Carolina (Nov. 11), hitting just 2-of-10 attempts, including a 1-of-5 mark from 3-point range ... Struggled from the floor hitting just 2-of-17 attempts, including a 1-of-11 mark from 3-point range at Elon (Nov. 15) ... Collected two steals and two assists vs. Tennessee State (Nov. 20) ... Breakout effort against Mississippi Valley State (Nov. 22), going 5-of-12 from the field and 4-of-9 from 3-point range for a career high 16 points with three rebounds ... Tallied 15 points on 5-of-11 shooting from 3-point range vs. #1 North Carolina (Nov. 25) ... Collected two rebounds vs. Providence (Dec. 1) ... Posted eight points in 10 minutes vs. Presbyterian (Dec. 13) ... Tallied seven points and matched season high with three rebounds vs. No. 2 Ohio State (Dec. 17) ... Posted eight points vs. SE Louisiana (Dec. 21) to lead all scorers off the bench for the Gamecocks ... Posted 14 points in 16 minutes, hitting 4-of-6 attempts from beyond the arc in won over Wofford (Dec. 28) ...

### CAREER STATISTICS

| Season  | GP-GS | Min | Avg  | FG | FGA | Pct  | 3FG | 3FGA | Pct  | FT | FTA | Pct  | Off | Def | Tot | Avg | PF | FO | Ast | TO | Blk | Stl | Pts | Avg |
|---------|-------|-----|------|----|-----|------|-----|------|------|----|-----|------|-----|-----|-----|-----|----|----|-----|----|-----|-----|-----|-----|
| 2011-12 | 12-7  | 240 | 20.0 | 28 | 94  | .298 | 22  | 70   | .314 | 9  | 14  | .643 | 5   | 10  | 15  | 1.3 | 19 | 0  | 4   | 19 | 1   | 6   | 87  | 7.3 |

### CAREER SEC STATISTICS

| Season | GP-GS | Min | Avg | FG | FGA | Pct | 3FG | 3FGA | Pct | FT | FTA | Pct | Off | Def | Tot | Avg | PF | FO | Ast | TO | Blk | Stl | Pts | Avg |
|--------|-------|-----|-----|----|-----|-----|-----|------|-----|----|-----|-----|-----|-----|-----|-----|----|----|-----|----|-----|-----|-----|-----|
| 2012   |       |     |     |    |     |     |     |      |     |    |     |     |     |     |     |     |    |    |     |    |     |     |     |     |





# #1 - BRENTON WILLIAMS

**SOPHOMORE - GUARD**

**5'11 - 172 - JC**

**KISSIMMEE, FLA. - OSCEOLA/**

**SANTA FE COLLEGE**

## WILLIAMS' SEASON HIGHS

### POINTS

13, vs. Western Carolina (Nov. 11, 2011)

### FIELD GOALS

5, vs. Western Carolina (Nov. 11, 2011)

### FIELD GOAL ATTEMPTS

8, vs. Western Carolina (Nov. 11, 2011)

### 3-POINT FIELD GOALS

1, twice, last vs. Elon (Nov. 15, 2011)

### 3-POINT FIELD GOAL ATTEMPTS

3, vs. Elon (Nov. 15, 2011)

### FREE THROWS

2, vs. Western Carolina (Nov. 11, 2011)

### FREE THROW ATTEMPTS

2, twice, last vs. Tenn. State (Nov. 20, 2011)

### REBOUNDS

2, vs. Western Carolina (Nov. 11, 2011)

### ASSISTS

1, vs. Western Carolina (Nov. 11, 2011)

### BLOCKS

-

### STEALS

5, vs. Western Carolina (Nov. 11, 2011)

### MINUTES PLAYED

17, vs. Western Carolina (Nov. 11, 2011)

## 2011-12

| Opponent          | Date    | GS | Min | FG-FGA | Pct | 3FG-FGA | Pct | FT-FTA | Pct | Off | Def | Tot | Avg | PF | FO | A | TO | Blk | Stl | Pts  | Avg |
|-------------------|---------|----|-----|--------|-----|---------|-----|--------|-----|-----|-----|-----|-----|----|----|---|----|-----|-----|------|-----|
| Western Carolina  | Nov. 11 | 17 | 5-8 | .625   | 1-1 | 1.000   | 2-2 | 1.000  | 0   | 2   | 2   | 2.0 | 1   | 0  | 1  | 4 | 0  | 5   | 13  | 13.0 |     |
| at Elon           | Nov. 15 | 13 | 1-3 | .545   | 1-3 | .500    | 0-0 | 1.000  | 0   | 1   | 1   | 1.5 | 1   | 0  | 0  | 1 | 0  | 0   | 3   | 8.0  |     |
| Tenn State        | Nov. 20 | 2  | 0-1 | .500   | 0-1 | .400    | 1-2 | .750   | 0   | 0   | 0   | 1.0 | 0   | 0  | 0  | 0 | 0  | 0   | 0   | 5.7  |     |
| Miss Valley State | Nov. 22 | -  | -   | -      | -   | -       | -   | -      | -   | -   | -   | -   | -   | -  | -  | - | -  | -   | -   | -    |     |
| UNC               | Nov. 25 | -  | -   | -      | -   | -       | -   | -      | -   | -   | -   | -   | -   | -  | -  | - | -  | -   | -   | -    |     |
| So. California    | Nov. 26 | -  | -   | -      | -   | -       | -   | -      | -   | -   | -   | -   | -   | -  | -  | - | -  | -   | -   | -    |     |
| Providence        | Dec. 1  | -  | -   | -      | -   | -       | -   | -      | -   | -   | -   | -   | -   | -  | -  | - | -  | -   | -   | -    |     |
| at Clemson        | Dec. 4  | -  | -   | -      | -   | -       | -   | -      | -   | -   | -   | -   | -   | -  | -  | - | -  | -   | -   | -    |     |
| Presbyterian      | Dec. 13 | 5  | 0-3 | .400   | 0-2 | .286    | 0-0 | .750   | 0   | 0   | 0   | 0.8 | 0   | 0  | 0  | 0 | 0  | 0   | 0   | 4.3  |     |
| Ohio State        | Dec. 17 | -  | -   | -      | -   | -       | -   | -      | -   | -   | -   | -   | -   | -  | -  | - | -  | -   | -   | -    |     |
| SE Louisiana      | Dec. 21 | 12 | 1-3 | .389   | 0-1 | .250    | 0-0 | .750   | 0   | 0   | 0   | 0.6 | 0   | 0  | 0  | 0 | 0  | 0   | 2   | 3.8  |     |
| Wofford           | Dec. 28 | -  | -   | -      | -   | -       | -   | -      | -   | -   | -   | -   | -   | -  | -  | - | -  | -   | -   | -    |     |
| USC Upstate       | Dec. 31 | -  | -   | -      | -   | -       | -   | -      | -   | -   | -   | -   | -   | -  | -  | - | -  | -   | -   | -    |     |
| SC State          | Jan. 3  | -  | -   | -      | -   | -       | -   | -      | -   | -   | -   | -   | -   | -  | -  | - | -  | -   | -   | -    |     |
| at Kentucky       | Jan. 7  | -  | -   | -      | -   | -       | -   | -      | -   | -   | -   | -   | -   | -  | -  | - | -  | -   | -   | -    |     |
| Vanderbilt        | Jan. 10 | -  | -   | -      | -   | -       | -   | -      | -   | -   | -   | -   | -   | -  | -  | - | -  | -   | -   | -    |     |
| Florida           | Jan. 14 | -  | -   | -      | -   | -       | -   | -      | -   | -   | -   | -   | -   | -  | -  | - | -  | -   | -   | -    |     |
| at Auburn         | Jan. 21 | -  | -   | -      | -   | -       | -   | -      | -   | -   | -   | -   | -   | -  | -  | - | -  | -   | -   | -    |     |
| Alabama           | Jan. 25 | -  | -   | -      | -   | -       | -   | -      | -   | -   | -   | -   | -   | -  | -  | - | -  | -   | -   | -    |     |
| at Ole Miss       | Jan. 28 | -  | -   | -      | -   | -       | -   | -      | -   | -   | -   | -   | -   | -  | -  | - | -  | -   | -   | -    |     |
| at Florida        | Feb. 2  | -  | -   | -      | -   | -       | -   | -      | -   | -   | -   | -   | -   | -  | -  | - | -  | -   | -   | -    |     |
| Kentucky          | Feb. 4  | -  | -   | -      | -   | -       | -   | -      | -   | -   | -   | -   | -   | -  | -  | - | -  | -   | -   | -    |     |
| at Tennessee      | Feb. 8  | -  | -   | -      | -   | -       | -   | -      | -   | -   | -   | -   | -   | -  | -  | - | -  | -   | -   | -    |     |
| at Arkansas       | Feb. 11 | -  | -   | -      | -   | -       | -   | -      | -   | -   | -   | -   | -   | -  | -  | - | -  | -   | -   | -    |     |
| Georgia           | Feb. 15 | -  | -   | -      | -   | -       | -   | -      | -   | -   | -   | -   | -   | -  | -  | - | -  | -   | -   | -    |     |
| LSU               | Feb. 18 | -  | -   | -      | -   | -       | -   | -      | -   | -   | -   | -   | -   | -  | -  | - | -  | -   | -   | -    |     |
| at Vanderbilt     | Feb. 22 | -  | -   | -      | -   | -       | -   | -      | -   | -   | -   | -   | -   | -  | -  | - | -  | -   | -   | -    |     |
| Tennessee         | Feb. 25 | -  | -   | -      | -   | -       | -   | -      | -   | -   | -   | -   | -   | -  | -  | - | -  | -   | -   | -    |     |
| Mississippi State | Feb. 29 | -  | -   | -      | -   | -       | -   | -      | -   | -   | -   | -   | -   | -  | -  | - | -  | -   | -   | -    |     |
| at Georgia        | March 3 | -  | -   | -      | -   | -       | -   | -      | -   | -   | -   | -   | -   | -  | -  | - | -  | -   | -   | -    |     |

## SEASON NOTES

Impressed on both ends of the court in season debut vs. Western Carolina (Nov. 11), posting 13 points on 5-of-8 shooting, while swiping a game high five steals ... Tallied three points at Elon (Nov. 15) ... Suffered knee injury early in first half vs. Tennessee State (Nov. 20) ... Returned to game action vs. Presbyterian (Dec. 13), after missing previous five games due to a left knee sprain suffered against Tennessee State on Nov. 20 ... Continues to return from left knee injury; posted two points vs. SE Louisiana (Dec. 21) ...

## CAREER STATISTICS

| Season  | GP-GS | Min | Avg | FG | FGA | Pct  | 3FG | 3FGA | Pct  | FT | FTA | Pct  | Off | Def | Tot | Avg | PF | FO | Ast | TO | Blk | Stl | Pts | Avg |
|---------|-------|-----|-----|----|-----|------|-----|------|------|----|-----|------|-----|-----|-----|-----|----|----|-----|----|-----|-----|-----|-----|
| 2011-12 | 5-0   | 49  | 9.8 | 7  | 18  | .389 | 2   | 8    | .250 | 3  | 4   | .750 | 0   | 3   | 3   | 0.6 | 2  | 0  | 1   | 5  | 0   | 5   | 19  | 3.8 |

## CAREER SEC STATISTICS

| Season | GP-GS | Min | Avg | FG | FGA | Pct | 3FG | 3FGA | Pct | FT | FTA | Pct | Off | Def | Tot | Avg | PF | FO | Ast | TO | Blk | Stl | Pts | Avg |
|--------|-------|-----|-----|----|-----|-----|-----|------|-----|----|-----|-----|-----|-----|-----|-----|----|----|-----|----|-----|-----|-----|-----|
| 2012   |       |     |     |    |     |     |     |      |     |    |     |     |     |     |     |     |    |    |     |    |     |     |     |     |

# THE LAST TIME IN SOUTH CAROLINA BASKETBALL...

## THE LAST TIME AN INDIVIDUAL PLAYER...

|   |   |
|---|---|
| Scored 20 or more points:                       | South Carolina: Malik Cooke (21) Dec. 17, 2011 vs. Ohio State, in Columbia, S.C.<br>Opponent: Deshaun Thomas, 30, Ohio State, Dec. 17, 2011 in Columbia, S.C.   |
| Scored 30 or more points:                       | South Carolina: Bruce Ellington, 31, at Furman, Dec. 22, 2010 in Greenville, S.C.<br>Opponent: Deshaun Thomas, 30, Ohio State, Dec. 17, 2011 in Columbia, S.C.  |
| Scored 35 or more points:                       | South Carolina: Devan Downey, 36 at Florida, Jan. 23, 2010 in Gainesville, Fla.<br>Opponent: Joe Crawford (Kentucky), 35, March 5, 2008 in Columbia   |
| Scored 40 or more points:                       | South Carolina: N/A thru 1992-93 season<br>Opponent: Austin Carr (Notre Dame), 43, Dec. 30, 1969 in New Orleans, La.  |
| Collected 20 or more rebounds:                  | South Carolina: Emmett Hall, 23 vs. College of Charleston, Dec. 22, 1993 in Columbia<br>Opponent: Ekpe Udoh (Baylor), 20, Jan. 2, 2010 in Columbia  |
| Collected 15 or more rebounds:                  | South Carolina: Sam Muldrow, 16 at Tennessee, Feb. 6, 2010 in Knoxville, Tenn.<br>Opponent: Jared Sullinger (Ohio State), 19, Dec. 18, 2010 in Columbus, Ohio   |
| Made 12 or more field goals:                    | South Carolina: Devan Downey, 12 vs. Georgia, Jan. 30, 2010 in Columbia<br>Opponent: Deshaun Thomas, 13, Ohio State, Dec. 17, 2011 in Columbia, S.C.  |
| Made 10 or more field goals:                    | South Carolina: Bruce Ellington, 11 vs. Furman, Dec. 22, 2010 in Greenville, S.C.<br>Opponent: Deshaun Thomas, 13, Ohio State, Dec. 17, 2011 in Columbia, S.C.  |
| Attempted 20 or more field goals:               | South Carolina: Bruce Ellington (20) at Mississippi State, March 5, 2011 in Starkville, Miss.<br>Opponent: Zach Graham (20), Ole Miss, Feb. 22, 2011 in Columbia  |
| Attempted 25 or more field goals:               | South Carolina: Devan Downey, 25, at Kentucky, Feb. 25, 2010 in Lexington, Ky.<br>Opponent: Kemmy Burgess (Alaska-Anchorage), 26, Nov. 24, 2005 in Anchorage, AK  |
| Dished 10 or more assists:                      | South Carolina: Devan Downey, 11, vs. LSU, March 13, 2008 in Atlanta, Ga.<br>Opponent: 14, Kendall Marshall, North Carolina, Nov. 25, 2011, in Las Vegas, Nevada  |
| Swiped 5 or more steals:                        | South Carolina: Brenton Williams, 5, vs. Western Carolina, Nov. 11, 2011 in Columbia<br>Opponent: 6, Kendall Marshall, North Carolina, Nov. 25, 2011 in Las Vegas, Nevada   |
| Blocked 5 or more shots:                        | South Carolina: Damontre Harris, 5, vs. Wofford (Dec. 28, 2011) in Columbia, S.C.<br>Opponent: Bilal Dixon (7), Providence, Dec. 1, 2011 in Columbia, S.C.  |
| Made 5 or more 3-point field goals:             | South Carolina: Bruce Ellington (5) vs. Wofford, Dec. 28, 2011 in Columbia, S.C.<br>Opponent: Maurice Jones (7) Southern Cal, Nov. 26, 2011 in Las Vegas, Nevada  |
| Attempted 8 or more 3-point field goals:        | South Carolina: Eric Smith (8) vs. Providence, Dec. 1, 2011 in Columbia, S.C.<br>Opponent: Kevin Giltner (10) Wofford, Dec. 28, 2011 in Columbia, S.C.  |
| Made 10 or more free throws:                    | South Carolina: Malik Cooke, 10, vs. Miss Valley State, Nov. 22, 2011 in Columbia, S.C.<br>Opponent: Gerard Coleman (10), Providence, Dec. 1, 2011 in Columbia, S.C.  |
| Attempted 15 or more free throws:               | South Carolina: Mike Boynton (19) vs. Arkansas, March 11, 2004 in Atlanta, Ga.<br>Opponent: Amu Saaka (Furman), 14, Dec. 22, 2010 in Greenville, S.C.   |
| Played all 40 minutes of regulation:            | South Carolina: Devan Downey, 40, vs. Tennessee, March 14, 2008 in Atlanta, Ga.<br>Opponent: Brad Loesing & Kevin Giltner, Wofford, Dec. 28, 2011 in Columbia, S.C.   |
| A player hit a last-second shot to win a game:  | South Carolina: Mike Holmes vs. Alabama (Feb. 14, 2009) in Tuscaloosa, Ala.<br>Opponent: Chandler Parsons (Florida), Jan. 23, 2010 in Gainesville, Fla.   |
| A player had a double-double:                   | South Carolina: RJ Slawson (13 points, 14 rebounds) vs. North Carolina, Nov. 25, 2011 in Las Vegas, Nevada<br>Opponent: Terrance Henry (Ole Miss), 14 points, 11 rebounds, March 10, 2011 in Atlanta, Ga.   |
| Two or more players had a double-double:        | South Carolina: Dominique Archie (12 points, 10 rebounds) & Mike Holmes (14 points, 13 rebounds) vs. Winthrop, Nov. 16, 2008 in Columbia<br>Opponent: Renardo Sidney (13 points, 12 rebounds), Kodi Augustus (15 points, 10 rebounds), Mississippi State, March 5, 2011 in Starkville, Miss.  |
| A player had a triple-double:                   | South Carolina: Sam Muldrow (16 points, 14 rebounds, 10 blocks) vs. Vanderbilt, Jan. 8, 2011 in Columbia<br>*** Only second triple-double in South Carolina history (Chuck Eidson (25 points, 10 rebounds, 10 assists, vs. SC State, Nov. 29, 2002 in Columbia)<br>Opponent: Daniel Hackett (Southern California - 22 points, 10 rebounds, 10 assists), Nov. 17, 2007 in Columbia |
| Scored 30 or more points in back-to-back games: | South Carolina: Devan Downey, 30 vs. Kentucky (Jan. 26, 2010) in Columbia<br>33 vs. Georgia (Jan. 30, 2010) in Columbia   |
| Scored 25 or more points in back-to-back games: | South Carolina: Devan Downey, 33 vs. Georgia (Jan. 30, 2010) in Columbia<br>26 at Tennessee (Feb. 6, 2010) in Knoxville, Tenn.  |

**THE LAST TIME A TEAM...**

|  |  |
|--|--|
| <b>Scored 100 or more points:</b>                                    | South Carolina: 103 vs. The Citadel (Nov. 12, 2007) in Columbia<br>Opponent: 107, Vanderbilt (Feb. 17, 1996) in Nashville, Tenn.                           |
| <b>Scored 50 points or less:</b>                                     | South Carolina: 48 at Georgia, Feb. 26, 2011 in Athens, Ga.<br>Opponent: 45, Wofford, Dec. 28, 2011 in Columbia, S.C.                                      |
| <b>Scored 50 points in a half:</b>                                   | South Carolina: 51 (2nd half; Nov. 12, 2010) vs. Elon in Columbia<br>Opponent: 50, Kentucky (1st half), Feb. 19, 2011 in Lexington, Ky.                    |
| <b>Failed to score 25 points in a half:</b>                          | South Carolina: 19, (1st half) Dec. 13, 2011 vs. Presbyterian, in Columbia, S.C.<br>Opponent: 24, (2nd half), Wofford, Dec. 28, 2011 in Columbia, S.C.     |
| <b>Collected 50 or more rebounds:</b>                                | South Carolina: 53 vs. WKU, Nov. 27, 2010 in Bowling Green, Ky.<br>Opponent: 52, WKU, Nov. 27, 2010 in Bowling Green, Ky.                                  |
| <b>Shot 60% or better from the field:</b>                            | South Carolina: 60.8% (31-51) at Western Carolina (Nov. 18, 2005) in Cullowhee, N.C.<br>Opponent: 61.1% (33-54), Vanderbilt (Jan. 16, 2010) in Columbia    |
| <b>Shot 50% or better from the field:</b>                            | South Carolina: 52.4% (22-42) vs. Southern Cal, Nov. 26, 2011 in Las Vegas, Nevada<br>Opponent: 50.0% (27-54), Ohio State, Dec. 17, 2011 in Columbia, S.C. |
| <b>Shot less than 30% from the field:</b>                            | South Carolina: 29.9% (20-67) vs. Ole Miss, March 10, 2011 in Atlanta, Ga.<br>Opponent: 25.9% (15-58), USC Upstate (Nov. 23, 2010) in Columbia             |
| <b>Shot 50% or better from 3-point range (at least 10 attempts):</b> | South Carolina: 55.0% (11-20) vs. Wofford, Dec. 28, 2011<br>Opponent: 54.5% (6-11), Providence, Dec. 1, 2011 in Columbia                                   |
| <b>Shot 20% or less from 3-point range (at least 10 attempts):</b>   | South Carolina: 20.0% (6-11) vs. Providence, Dec. 1, 2011 in Columbia, S.C.<br>Opponent: 18.2% (2-11) SC State, Jan. 4, 2011 in Columbia                   |
| <b>Dished 20 or more assists:</b>                                    | South Carolina: 23 vs. Elon (Nov. 12, 2010) in Columbia<br>Opponent: 22, vs. North Carolina, Nov. 25, 2011 in Las Vegas, Nevada                            |
| <b>Made 35 or more shots:</b>  | South Carolina: 35 vs. Elon (Nov. 19, 2010) in Columbia<br>Opponent: 35, Tennessee (March 5, 2009) in Columbia   |
| <b>Attempted 80 or more shots:</b>                                   | South Carolina: 83 vs. WKU (Nov. 27, 2010) in Bowling Green, Ky.<br>Opponent: 83, LSU (Feb. 10, 1996) in Columbia  |
| <b>Attempted 70 or more shots:</b>                                   | South Carolina: 72, vs. Providence, Dec. 1, 2011 in Columbia<br>Opponent: 79, WKU (Nov. 27, 2010) in Bowling Green, Ky.                                    |
| <b>Made 10 or more 3-pointers:</b>                                   | South Carolina: 11, vs. Wofford, Dec. 28, 2011<br>Opponent: 10, Tennessee State, Nov. 20, 2011 in Columbia, S.C.   |
| <b>Did not make a 3-pointer:</b>                                     | South Carolina: 0, vs. Mississippi State (March 2, 2002) in Columbia<br>Opponent: 0, Alabama (Jan. 12, 2011) in Tuscaloosa, Ala.                           |
| <b>Attempted 30 or more 3-pointers:</b>                              | South Carolina: 30 vs. Providence, Dec. 1, 2011 in Columbia<br>Opponent: 32, Boston College (Jan. 1, 2011) in Columbia                                     |
| <b>Attempted 25 or more 3-pointers:</b>                              | South Carolina: 30 vs. Providence, Dec. 1, 2011 in Columbia<br>Opponent: 26, Mississippi State, March 5, 2011 in Starkville, Miss.                         |
| <b>Made 30 or more free throws:</b>                                  | South Carolina: 32 vs. Vanderbilt (Jan. 28, 2009) in Columbia<br>Opponent: 31, Florida (Feb. 3, 2009) in Gainesville, Fla.                                 |
| <b>Attempted 40 or more free throws:</b>                             | South Carolina: 44 vs. Georgia Southern (Nov. 16, 2009) in Columbia<br>Opponent: 40, Florida (Feb. 3, 2009) in Gainesville, Fla.                           |
| <b>Swiped 15 or more steals:</b>                                     | South Carolina: 15 vs. Vanderbilt (Jan. 16, 2010) in Columbia<br>Opponent: 17, Indiana (Nov. 8, 1998) in Indianapolis, Ind.                                |
| <b>Blocked 12 or more shots:</b>                                     | South Carolina: 12, vs. Vanderbilt, Jan. 8, 2011 in Columbia<br>Opponent: 13, Syracuse (Jan. 21, 1999) in Syracuse, N.Y.                                   |
| <b>Blocked 8 or more shots:</b>                                      | South Carolina: 10, vs. Ole Miss, March 10, 2011 in Atlanta, Ga.<br>Opponent: 10, Providence, Dec. 1, 2011 in Columbia, S.C.                               |
| <b>Won by 30 or more points:</b>                                     | South Carolina: 35 vs. SC State (91-56), Jan. 4, 2011 in Columbia<br>Opponent: 31, Kentucky, Feb. 19, 2011 in Lexington, Ky.                               |
| <b>Won by 20 or more points:</b>                                     | South Carolina: 25, vs. Western Carolina, Nov. 11, 2011 in Columbia<br>Opponent: 31, Feb. 19, 2011 in Lexington, Ky.                                       |
| <b>Played a single overtime game:</b>                                | Win: 81-74 vs. Arkansas (81-74), Jan. 19, 2011 in Columbia<br>Loss: 82-80 vs. College of Charleston (Nov. 28, 2008) in Charleston, S.C.                    |
| <b>Played a double overtime game:</b>                                | Win: 87-85 vs. WKU (Nov. 27, 2010) in Bowling Green, Ky.<br>Loss: 98-88 vs. Louisville (Feb. 20, 1988) in Columbia   |

**South Carolina played a No. 1 Team in the country:**

Win: 68-62 vs. Kentucky (Jan. 26, 2010) in Columbia  
Loss: 87-62 vs. North Carolina, Nov. 25, 2011 in Las Vegas, Nevada

---

**South Carolina played a top-5 opponent:**

Win: 68-62 vs. No. 1/1 Kentucky (Jan. 26, 2010) in Columbia  
Loss: 74-66 loss to No. 2/2 Ohio State (Dec. 17, 2011) in Columbia

---

**South Carolina played a top-10 opponent:**

Win: 68-62 vs. No. 1/1 Kentucky (Jan. 26, 2010) in Columbia  
Loss: 74-66 loss to No. 2/2 Ohio State (Dec. 17, 2011) in Columbia

---

**South Carolina played a top-25 opponent:**

Win: 83-75 (OT) win over No. 22/24 Vanderbilt, Jan. 8, 2011 in Columbia  
Loss: 74-66 loss to No. 2/2 Ohio State (Dec. 17, 2011) in Columbia

---

**South Carolina defeated a ranked opponent:**

Home: 83-75 vs. No. 22/24 Vanderbilt (Jan. 8, 2011) in Columbia  
Away: 77-73 at No. 13/19 Vanderbilt (March 6, 2010) in Nashville, Tenn.

SEC Home: 83-75 vs. No. 22/24 Vanderbilt (Jan. 8, 2011) in Columbia  
SEC Away: 77-73 at No. 13/19 Vanderbilt (March 6, 2010) in Nashville, Tenn.  
Non-conference away: 85-84 at No. 19/20 Baylor (Jan. 2, 2009) in Waco, Texas

**A South Carolina win opened up the season:**

Home: 75-50 win over Western Carolina (Nov. 11, 2011) in Columbia  
Away: 81-63 win at Western Carolina (Nov. 12, 2005) in Cullowhee, N.C.  
Neutral: 74-61 win vs. Chaminade (Nov. 19, 2001) in Maui, Hawaii (Maui Invite)

**South Carolina opened up SEC play:**

Home: 83-75 win vs. No. 22/24 Vanderbilt (Jan. 8, 2011) in Columbia  
Away: 80-71 win at Auburn (Jan. 9, 2010) in Auburn, Ala.



2011-12 South Carolina Basketball  
 South Carolina Combined Team Statistics (as of Dec 28, 2011)  
 All games

| RECORD:        | OVERALL | HOME | AWAY | NEUTRAL |
|----------------|---------|------|------|---------|
| ALL GAMES      | 6-6     | 5-3  | 1-1  | 0-2     |
| CONFERENCE     | 0-0     | 0-0  | 0-0  | 0-0     |
| NON-CONFERENCE | 6-6     | 5-3  | 1-1  | 0-2     |

| ##             | Player            | gp-gs | min  | avg     | Total  |      | 3-Point |      | F-Throw |      | Rebounds |     |     |      | pf  | dq | a   | to  | blk | stl | pts | avg  |  |  |
|----------------|-------------------|-------|------|---------|--------|------|---------|------|---------|------|----------|-----|-----|------|-----|----|-----|-----|-----|-----|-----|------|--|--|
|                |                   |       |      |         | fg-fga | fg%  | 3fg-fga | 3fg% | ft-fta  | ft%  | off      | def | tot | avg  |     |    |     |     |     |     |     |      |  |  |
| 15             | COOKE, Malik      | 12-12 | 368  | 30.7    | 47-108 | .435 | 10-29   | .345 | 44-55   | .800 | 23       | 30  | 53  | 4.4  | 26  | 1  | 23  | 25  | 13  | 26  | 148 | 12.3 |  |  |
| 23             | ELLINGTON, Bruce  | 6-0   | 144  | 24.0    | 20-55  | .364 | 9-25    | .360 | 8-10    | .800 | 3        | 8   | 11  | 1.8  | 15  | 0  | 9   | 11  | 1   | 2   | 57  | 9.5  |  |  |
| 13             | GILL, Anthony     | 12-12 | 291  | 24.3    | 37-70  | .529 | 6-8     | .750 | 24-34   | .706 | 24       | 41  | 65  | 5.4  | 27  | 1  | 19  | 22  | 3   | 5   | 104 | 8.7  |  |  |
| 32             | LEONARD, Damien   | 12-7  | 240  | 20.0    | 28-94  | .298 | 22-70   | .314 | 9-14    | .643 | 5        | 10  | 15  | 1.3  | 19  | 0  | 4   | 19  | 1   | 6   | 87  | 7.3  |  |  |
| 05             | SMITH, Eric       | 12-9  | 257  | 21.4    | 31-66  | .470 | 16-36   | .444 | 4-11    | .364 | 3        | 12  | 15  | 1.3  | 16  | 0  | 22  | 21  | 0   | 8   | 82  | 6.8  |  |  |
| 33             | SLAWSON, RJ       | 12-0  | 225  | 18.8    | 25-58  | .431 | 5-16    | .313 | 12-19   | .632 | 19       | 28  | 47  | 3.9  | 35  | 1  | 8   | 12  | 11  | 8   | 67  | 5.6  |  |  |
| 24             | HARRIS, Damontre  | 12-12 | 284  | 23.7    | 27-56  | .482 | 0-0     | .000 | 13-18   | .722 | 23       | 36  | 59  | 4.9  | 25  | 0  | 6   | 9   | 26  | 9   | 67  | 5.6  |  |  |
| 30             | JACKSON, Lakeem   | 12-8  | 268  | 22.3    | 29-51  | .569 | 0-2     | .000 | 7-17    | .412 | 18       | 26  | 44  | 3.7  | 19  | 1  | 26  | 20  | 1   | 10  | 65  | 5.4  |  |  |
| 01             | WILLIAMS, Brenton | 5-0   | 49   | 9.8     | 7-18   | .389 | 2-8     | .250 | 3-4     | .750 | 0        | 3   | 3   | 0.6  | 2   | 0  | 1   | 5   | 0   | 5   | 19  | 3.8  |  |  |
| 02             | RICHARDSON, Brian | 12-0  | 181  | 15.1    | 17-63  | .270 | 7-39    | .179 | 2-3     | .667 | 6        | 13  | 19  | 1.6  | 17  | 0  | 9   | 9   | 1   | 4   | 43  | 3.6  |  |  |
| 45             | GEATHERS, Carlton | 12-0  | 93   | 7.8     | 4-11   | .364 | 0-0     | .000 | 3-4     | .750 | 7        | 18  | 25  | 2.1  | 11  | 0  | 0   | 2   | 9   | 0   | 11  | 0.9  |  |  |
| Team           |                   |       |      |         |        |      |         |      |         |      | 22       | 15  | 37  |      |     |    |     |     |     |     |     |      |  |  |
| Total.....     |                   | 12    | 2400 | 272-650 |        | .418 | 77-233  | .330 | 129-189 | .683 | 153      | 240 | 393 | 32.8 | 212 | 4  | 127 | 157 | 66  | 83  | 750 | 62.5 |  |  |
| Opponents..... |                   | 12    | 2400 | 253-589 |        | .430 | 78-203  | .384 | 146-222 | .658 | 131      | 250 | 381 | 31.8 | 197 | -  | 152 | 178 | 39  | 67  | 730 | 60.8 |  |  |

| TEAM STATISTICS        | SC      | OPP     | Date                | Opponent           | Score   | Att.  |
|------------------------|---------|---------|---------------------|--------------------|---------|-------|
| SCORING                | 750     | 730     | 11/11/11            | WESTERN CAROLINA   | w 75-50 | 9330  |
| Points per game        | 62.5    | 60.8    | 11/15/11            | at Elon            | L 53-58 | 1589  |
| Scoring margin         | +1.7    | -       | 11/20/11            | TENNESSEE STATE    | L 63-64 | 9045  |
| FIELD GOALS-ATT        | 272-650 | 253-589 | 11/22/11            | MISS. VALLEY STATE | w 61-57 | 6723  |
| Field goal pct         | .418    | .430    | 11/25/11            | vs NC              | L 62-87 | 5567  |
| 3 POINT FG-ATT         | 77-233  | 78-203  | 11/26/11            | vs Southern Cal    | L 60-63 | 1798  |
| 3-point FG pct         | .330    | .384    | 12/1/11             | PROVIDENCE COLLEGE | L 67-76 | 7476  |
| 3-pt FG made per game  | 6.4     | 6.5     | 12/4/11             | at Clemson         | w 58-55 | 7238  |
| FREE THROWS-ATT        | 129-189 | 146-222 | 12/13/11            | PRESBYTERIAN       | w 66-58 | 7003  |
| Free throw pct         | .683    | .658    | 12/17/11            | OHIO STATE         | L 66-74 | 13654 |
| F-Throws made per game | 10.8    | 12.2    | 12/21/11            | SE LOUISIANA       | w 62-43 | 7972  |
| REBOUNDS               | 393     | 381     | 12/28/11            | WOFFORD            | w 57-45 | 8152  |
| Rebounds per game      | 32.8    | 31.8    |                     |                    |         |       |
| Rebounding margin      | +1.0    | -       | * = Conference game |                    |         |       |
| ASSISTS                | 127     | 152     |                     |                    |         |       |
| Assists per game       | 10.6    | 12.7    |                     |                    |         |       |
| TURNOVERS              | 157     | 178     |                     |                    |         |       |
| Turnovers per game     | 13.1    | 14.8    |                     |                    |         |       |
| Turnover margin        | +1.8    | -       |                     |                    |         |       |
| Assist/turnover ratio  | 0.8     | 0.9     |                     |                    |         |       |
| STEALS                 | 83      | 67      |                     |                    |         |       |
| Steals per game        | 6.9     | 5.6     |                     |                    |         |       |
| BLOCKS                 | 66      | 39      |                     |                    |         |       |
| Blocks per game        | 5.5     | 3.3     |                     |                    |         |       |
| ATTENDANCE             | 69355   | 16192   |                     |                    |         |       |
| Home games-Avg/Game    | 8-8669  | 2-4414  |                     |                    |         |       |
| Neutral site-Avg/Game  | -       | 2-3682  |                     |                    |         |       |

| Score by Periods | 1st | 2nd | Totals |
|------------------|-----|-----|--------|
| South Carolina   | 326 | 424 | 750    |
| Opponents        | 353 | 377 | 730    |

2011-12 South Carolina Basketball  
 South Carolina Team Game-by-Game Comparison (as of Dec 30, 2011)  
 All games

| Opponent           | 1st   | 2nd   | Score | Mar  | Total FG    | FG Pct    | 3-Pointers | 3FG Pct   | Free Throws | FT Pct    | Rebounds   | Assist | T/Over | Block | Steal | Fouls |
|--------------------|-------|-------|-------|------|-------------|-----------|------------|-----------|-------------|-----------|------------|--------|--------|-------|-------|-------|
| WESTERN CAROLINA   | 35/25 | 40/25 | 75-50 | +25  | 30-59/17-47 | .508/.362 | 5-12/6-18  | .417/.333 | 10-17/10-16 | .588/.625 | 37/29 +8   | 14/10  | 12/19  | 5/4   | 11/8  | 14/17 |
| Elon               | 23/34 | 30/24 | 53-58 | (5)  | 20-64/16-40 | .313/.400 | 3-27/6-16  | .111/.375 | 10-17/20-28 | .588/.714 | 40/38 +2   | 6/9    | 7/14   | 2/3   | 9/1   | 24/18 |
| TENNESSEE STATE    | 19/33 | 44/31 | 63-64 | (1)  | 22-55/21-47 | .400/.447 | 7-26/10-22 | .269/.455 | 12-20/12-21 | .600/.571 | 33/28 +5   | 13/15  | 16/13  | 7/1   | 5/9   | 21/23 |
| MISS. VALLEY STATE | 30/26 | 31/31 | 61-57 | +4   | 19-48/20-49 | .396/.408 | 6-18/7-17  | .333/.412 | 17-25/10-16 | .680/.625 | 36/30 +6   | 9/12   | 13/14  | 7/5   | 7/8   | 17/24 |
| NC                 | 32/45 | 30/42 | 62-87 | (25) | 23-55/31-67 | .418/.463 | 9-23/8-16  | .391/.500 | 7-12/17-30  | .583/.567 | 43/35 +8   | 12/22  | 25/10  | 7/3   | 5/11  | 25/15 |
| Southern Cal       | 26/30 | 34/33 | 60-63 | (3)  | 22-42/24-48 | .524/.500 | 8-17/7-11  | .471/.636 | 8-8/8-12    | 1000/.667 | 18/28 (10) | 10/7   | 13/10  | 4/1   | 4/6   | 16/13 |
| PROVIDENCE COLLEGE | 27/34 | 40/42 | 67-76 | (9)  | 26-72/24-50 | .361/.480 | 6-30/6-11  | .200/.545 | 9-10/22-27  | .900/.815 | 40/34 +6   | 9/16   | 13/15  | 7/10  | 9/4   | 19/10 |
| Clemson            | 28/35 | 30/20 | 58-55 | +3   | 21-50/19-50 | .420/.380 | 5-15/5-18  | .333/.278 | 11-17/12-16 | .647/.750 | 33/33 -    | 8/13   | 8/11   | 5/1   | 6/3   | 16/15 |
| PRESBYTERIAN       | 19/25 | 47/33 | 66-58 | +8   | 26-56/21-45 | .464/.467 | 5-11/7-18  | .455/.389 | 9-11/9-13   | .818/.692 | 33/24 +9   | 14/13  | 13/18  | 7/2   | 7/3   | 15/13 |
| OHIO STATE         | 33/29 | 33/45 | 66-74 | (8)  | 23-49/27-53 | .469/.509 | 6-16/5-15  | .375/.333 | 14-18/15-20 | .778/.750 | 20/33 (13) | 9/16   | 14/13  | 4/3   | 3/7   | 18/19 |
| SE LOUISIANA       | 25/16 | 37/27 | 62-43 | +19  | 20-55/15-43 | .364/.349 | 6-18/6-22  | .333/.273 | 16-24/7-13  | .667/.538 | 34/35 (1)  | 9/9    | 10/26  | 4/5   | 11/3  | 18/17 |
| WOFFORD            | 29/21 | 28/24 | 57-45 | +12  | 20-45/18-50 | .444/.360 | 11-20/5-19 | .550/.263 | 6-10/4-10   | .600/.400 | 26/34 (8)  | 14/10  | 13/15  | 7/1   | 6/4   | 9/13  |

Note: Game totals are displayed in the format TEAM/OPPONENT for each category

2011-12 South Carolina Basketball  
 South Carolina Team High/Low Analysis (as of Dec 30, 2011)  
 All games

South Carolina - TEAM GAME HIGHS

|                       |              |                               |
|-----------------------|--------------|-------------------------------|
| POINTS                | 75           | WESTERN CAROLINA (11/11/11)   |
|                       | 67           | PROVIDENCE COLLEGE (12/1/11)  |
|                       | 66           | OHIO STATE (12/17/11)         |
|                       | 66           | PRESBYTERIAN (12/13/11)       |
|                       | 63           | TENNESSEE STATE (11/20/11)    |
|                       | 30           | WESTERN CAROLINA (11/11/11)   |
| FIELD GOALS MADE      | 26           | PRESBYTERIAN (12/13/11)       |
|                       | 26           | PROVIDENCE COLLEGE (12/1/11)  |
|                       | 72           | PROVIDENCE COLLEGE (12/1/11)  |
| FIELD GOAL ATTEMPTS   | 64           | at Elon (11/15/11)            |
| FIELD GOAL PERCENTAGE | .524 (22-42) | vs Southern Cal (11/26/11)    |
|                       | .508 (30-59) | WESTERN CAROLINA (11/11/11)   |
|                       | 11           | WOFFORD (12/28/11)            |
| 3 PT FIELD GOALS MADE | 9            | vs NC (11/25/11)              |
| 3 PT FG ATTEMPTS      | 30           | PROVIDENCE COLLEGE (12/1/11)  |
|                       | 27           | at Elon (11/15/11)            |
|                       | .550 (11-20) | WOFFORD (12/28/11)            |
| 3 PT FG PERCENTAGE    | .471 (8-17)  | vs Southern Cal (11/26/11)    |
| FREE THROWS MADE      | 17           | MISS. VALLEY STATE (11/22/11) |
|                       | 16           | SE LOUISIANA (12/21/11)       |
|                       | 25           | MISS. VALLEY STATE (11/22/11) |
| FREE THROW ATTEMPTS   | 24           | SE LOUISIANA (12/21/11)       |
| FREE THROW PERCENTAGE | 1.000 (8-8)  | vs Southern Cal (11/26/11)    |
|                       | .900 (9-10)  | PROVIDENCE COLLEGE (12/1/11)  |
|                       | 43           | vs NC (11/25/11)              |
| REBOUNDS              | 40           | PROVIDENCE COLLEGE (12/1/11)  |
|                       | 40           | at Elon (11/15/11)            |
|                       | 14           | WOFFORD (12/28/11)            |
| ASSISTS               | 14           | PRESBYTERIAN (12/13/11)       |
|                       | 14           | WESTERN CAROLINA (11/11/11)   |
|                       | 11           | SE LOUISIANA (12/21/11)       |
| STEALS                | 11           | WESTERN CAROLINA (11/11/11)   |
| BLOCKED SHOTS         | 7            | WOFFORD (12/28/11)            |
|                       | 7            | PRESBYTERIAN (12/13/11)       |
|                       | 7            | PROVIDENCE COLLEGE (12/1/11)  |
|                       | 7            | vs NC (11/25/11)              |
|                       | 7            | MISS. VALLEY STATE (11/22/11) |
|                       | 7            | TENNESSEE STATE (11/20/11)    |
| TURNOVERS             | 25           | vs NC (11/25/11)              |
|                       | 16           | TENNESSEE STATE (11/20/11)    |
|                       | 25           | vs NC (11/25/11)              |
| FOULS                 | 24           | at Elon (11/15/11)            |

2011-12 South Carolina Basketball  
 South Carolina High/Low Analysis (as of Dec 30, 2011)  
 All games

Opponent - GAME HIGHS

|                       |              |                               |
|-----------------------|--------------|-------------------------------|
| POINTS                | 87           | vs NC (11/25/11)              |
|                       | 76           | PROVIDENCE COLLEGE (12/1/11)  |
|                       | 74           | OHIO STATE (12/17/11)         |
|                       | 64           | TENNESSEE STATE (11/20/11)    |
|                       | 63           | vs Southern Cal (11/26/11)    |
| FIELD GOALS MADE      | 31           | vs NC (11/25/11)              |
|                       | 27           | OHIO STATE (12/17/11)         |
| FIELD GOAL ATTEMPTS   | 67           | vs NC (11/25/11)              |
|                       | 53           | OHIO STATE (12/17/11)         |
| FIELD GOAL PERCENTAGE | .509 (27-53) | OHIO STATE (12/17/11)         |
|                       | .500 (24-48) | vs Southern Cal (11/26/11)    |
| 3 PT FIELD GOALS MADE | 10           | TENNESSEE STATE (11/20/11)    |
|                       | 8            | vs NC (11/25/11)              |
| 3 PT FG ATTEMPTS      | 22           | SE LOUISIANA (12/21/11)       |
|                       | 22           | TENNESSEE STATE (11/20/11)    |
| 3 PT FG PERCENTAGE    | .636 (7-11)  | vs Southern Cal (11/26/11)    |
|                       | .545 (6-11)  | PROVIDENCE COLLEGE (12/1/11)  |
| FREE THROWS MADE      | 22           | PROVIDENCE COLLEGE (12/1/11)  |
|                       | 20           | at Elon (11/15/11)            |
| FREE THROW ATTEMPTS   | 30           | vs NC (11/25/11)              |
|                       | 28           | at Elon (11/15/11)            |
| FREE THROW PERCENTAGE | .815 (22-27) | PROVIDENCE COLLEGE (12/1/11)  |
|                       | .750 (15-20) | OHIO STATE (12/17/11)         |
|                       | .750 (12-16) | at Clemson (12/4/11)          |
| REBOUNDS              | 38           | at Elon (11/15/11)            |
|                       | 35           | SE LOUISIANA (12/21/11)       |
|                       | 35           | vs NC (11/25/11)              |
| ASSISTS               | 22           | vs NC (11/25/11)              |
|                       | 16           | OHIO STATE (12/17/11)         |
|                       | 16           | PROVIDENCE COLLEGE (12/1/11)  |
| STEALS                | 11           | vs NC (11/25/11)              |
|                       | 9            | TENNESSEE STATE (11/20/11)    |
| BLOCKED SHOTS         | 10           | PROVIDENCE COLLEGE (12/1/11)  |
|                       | 5            | SE LOUISIANA (12/21/11)       |
|                       | 5            | MISS. VALLEY STATE (11/22/11) |
| TURNOVERS             | 26           | SE LOUISIANA (12/21/11)       |
|                       | 19           | WESTERN CAROLINA (11/11/11)   |
| FOULS                 | 24           | MISS. VALLEY STATE (11/22/11) |
|                       | 23           | TENNESSEE STATE (11/20/11)    |



2011-12 South Carolina Basketball  
 South Carolina High/Low Analysis (as of Dec 30, 2011)  
 All games

South Carolina - GAME LOWS

|                       |      |         |                               |
|-----------------------|------|---------|-------------------------------|
| POINTS                | 53   |         | at Elon (11/15/11)            |
|                       | 57   |         | WOFFORD (12/28/11)            |
|                       | 58   |         | at Clemson (12/4/11)          |
|                       | 60   |         | vs Southern Cal (11/26/11)    |
|                       | 61   |         | MISS. VALLEY STATE (11/22/11) |
| FIELD GOALS MADE      | 19   |         | MISS. VALLEY STATE (11/22/11) |
|                       | 20   |         | at Elon (11/15/11)            |
|                       | 20   |         | SE LOUISIANA (12/21/11)       |
|                       | 20   |         | WOFFORD (12/28/11)            |
| FIELD GOAL ATTEMPTS   | 42   |         | vs Southern Cal (11/26/11)    |
|                       | 45   |         | WOFFORD (12/28/11)            |
| FIELD GOAL PERCENTAGE | .313 | (20-64) | at Elon (11/15/11)            |
|                       | .361 | (26-72) | PROVIDENCE COLLEGE (12/1/11)  |
| 3 PT FIELD GOALS MADE | 3    |         | at Elon (11/15/11)            |
|                       | 5    |         | WESTERN CAROLINA (11/11/11)   |
|                       | 5    |         | at Clemson (12/4/11)          |
|                       | 5    |         | PRESBYTERIAN (12/13/11)       |
| 3 PT FG ATTEMPTS      | 11   |         | PRESBYTERIAN (12/13/11)       |
|                       | 12   |         | WESTERN CAROLINA (11/11/11)   |
| 3 PT FG PERCENTAGE    | .111 | (3-27)  | at Elon (11/15/11)            |
|                       | .200 | (6-30)  | PROVIDENCE COLLEGE (12/1/11)  |
| FREE THROWS MADE      | 6    |         | WOFFORD (12/28/11)            |
|                       | 7    |         | vs NC (11/25/11)              |
| FREE THROW ATTEMPTS   | 8    |         | vs Southern Cal (11/26/11)    |
|                       | 10   |         | PROVIDENCE COLLEGE (12/1/11)  |
|                       | 10   |         | WOFFORD (12/28/11)            |
| FREE THROW PERCENTAGE | .583 | (7-12)  | vs NC (11/25/11)              |
|                       | .588 | (10-17) | WESTERN CAROLINA (11/11/11)   |
|                       | .588 | (10-17) | at Elon (11/15/11)            |
| REBOUNDS              | 18   |         | vs Southern Cal (11/26/11)    |
|                       | 20   |         | OHIO STATE (12/17/11)         |
| ASSISTS               | 6    |         | at Elon (11/15/11)            |
|                       | 8    |         | at Clemson (12/4/11)          |
| STEALS                | 3    |         | OHIO STATE (12/17/11)         |
|                       | 4    |         | vs Southern Cal (11/26/11)    |
| BLOCKED SHOTS         | 2    |         | at Elon (11/15/11)            |
|                       | 4    |         | vs Southern Cal (11/26/11)    |
|                       | 4    |         | OHIO STATE (12/17/11)         |
|                       | 4    |         | SE LOUISIANA (12/21/11)       |
| TURNOVERS             | 7    |         | at Elon (11/15/11)            |
|                       | 8    |         | at Clemson (12/4/11)          |
| FOULS                 | 9    |         | WOFFORD (12/28/11)            |
|                       | 14   |         | WESTERN CAROLINA (11/11/11)   |

2011-12 South Carolina Basketball  
 South Carolina High/Low Analysis (as of Dec 30, 2011)  
 All games

Opponent - GAME LOWS

|                       |      |         |                               |
|-----------------------|------|---------|-------------------------------|
| POINTS                | 43   |         | SE LOUISIANA (12/21/11)       |
|                       | 45   |         | WOFFORD (12/28/11)            |
|                       | 50   |         | WESTERN CAROLINA (11/11/11)   |
|                       | 55   |         | at Clemson (12/4/11)          |
|                       | 57   |         | MISS. VALLEY STATE (11/22/11) |
| FIELD GOALS MADE      | 15   |         | SE LOUISIANA (12/21/11)       |
|                       | 16   |         | at Elon (11/15/11)            |
| FIELD GOAL ATTEMPTS   | 40   |         | at Elon (11/15/11)            |
|                       | 43   |         | SE LOUISIANA (12/21/11)       |
| FIELD GOAL PERCENTAGE | .349 | (15-43) | SE LOUISIANA (12/21/11)       |
|                       | .360 | (18-50) | WOFFORD (12/28/11)            |
| 3 PT FIELD GOALS MADE | 5    |         | at Clemson (12/4/11)          |
|                       | 5    |         | OHIO STATE (12/17/11)         |
|                       | 5    |         | WOFFORD (12/28/11)            |
| 3 PT FG ATTEMPTS      | 11   |         | vs Southern Cal (11/26/11)    |
|                       | 11   |         | PROVIDENCE COLLEGE (12/1/11)  |
| 3 PT FG PERCENTAGE    | .263 | (5-19)  | WOFFORD (12/28/11)            |
|                       | .273 | (6-22)  | SE LOUISIANA (12/21/11)       |
| FREE THROWS MADE      | 4    |         | WOFFORD (12/28/11)            |
|                       | 7    |         | SE LOUISIANA (12/21/11)       |
| FREE THROW ATTEMPTS   | 10   |         | WOFFORD (12/28/11)            |
|                       | 12   |         | vs Southern Cal (11/26/11)    |
| FREE THROW PERCENTAGE | .400 | (4-10)  | WOFFORD (12/28/11)            |
|                       | .538 | (7-13)  | SE LOUISIANA (12/21/11)       |
| REBOUNDS              | 24   |         | PRESBYTERIAN (12/13/11)       |
|                       | 28   |         | TENNESSEE STATE (11/20/11)    |
|                       | 28   |         | vs Southern Cal (11/26/11)    |
| ASSISTS               | 7    |         | vs Southern Cal (11/26/11)    |
|                       | 9    |         | at Elon (11/15/11)            |
|                       | 9    |         | SE LOUISIANA (12/21/11)       |
| STEALS                | 1    |         | at Elon (11/15/11)            |
|                       | 3    |         | at Clemson (12/4/11)          |
|                       | 3    |         | PRESBYTERIAN (12/13/11)       |
|                       | 3    |         | SE LOUISIANA (12/21/11)       |
| BLOCKED SHOTS         | 1    |         | TENNESSEE STATE (11/20/11)    |
|                       | 1    |         | vs Southern Cal (11/26/11)    |
|                       | 1    |         | at Clemson (12/4/11)          |
|                       | 1    |         | WOFFORD (12/28/11)            |
| TURNOVERS             | 10   |         | vs NC (11/25/11)              |
|                       | 10   |         | vs Southern Cal (11/26/11)    |
| FOULS                 | 10   |         | PROVIDENCE COLLEGE (12/1/11)  |
|                       | 13   |         | vs Southern Cal (11/26/11)    |
|                       | 13   |         | PRESBYTERIAN (12/13/11)       |
|                       | 13   |         | WOFFORD (12/28/11)            |

2011-12 South Carolina Basketball  
 South Carolina Player High/Low Analysis (as of Dec 30, 2011)  
 All games

South Carolina - I N D I V I D U A L G A M E H I G H S

|                          |       |       |  |
|--------------------------|-------|-------|--|
| Points                   | 21    |       | COOKE, Malik vs Ohio State (12/17/11)            |
|                          | 21    |       | COOKE, Malik vs Providence College (12/1/11)     |
|                          | 18    |       | COOKE, Malik vs Miss. Valley State (11/22/11)    |
|                          | 18    |       | SMITH, Eric vs Tennessee State (11/20/11)        |
|                          | 17    |       | ELLINGTON, Bruce vs Wofford (12/28/11)           |
| Field Goals Made         | 8     |       | COOKE, Malik vs Providence College (12/1/11)     |
|                          | 7     |       | HARRIS, Damontre vs Southern Cal (11/26/11)      |
| Field Goal Att.          | 17    |       | LEONARD, Damien at Elon (11/15/11)               |
|                          | 14    |       | ELLINGTON, Bruce vs Presbyterian (12/13/11)      |
| FG Pct (min 5 made)      | .857  | (6-7) | GILL, Anthony vs Western Carolina (11/11/11)     |
|                          | .833  | (5-6) | JACKSON, Lakeem vs Tennessee State (11/20/11)    |
| 3-Point FG Made          | 5     |       | ELLINGTON, Bruce vs Wofford (12/28/11)           |
|                          | 5     |       | LEONARD, Damien vs NC (11/25/11)                 |
|                          | 5     |       | SMITH, Eric vs Tennessee State (11/20/11)        |
| 3-Point FG Att.          | 11    |       | LEONARD, Damien vs NC (11/25/11)                 |
|                          | 11    |       | LEONARD, Damien at Elon (11/15/11)               |
| 3-Pt FG Pct (min 2 made) | 1.000 | (2-2) | GILL, Anthony vs SE Louisiana (12/21/11)         |
|                          | 1.000 | (2-2) | LEONARD, Damien vs Presbyterian (12/13/11)       |
|                          | 1.000 | (2-2) | COOKE, Malik vs NC (11/25/11)                    |
| Free Throws Made         | 10    |       | COOKE, Malik vs Miss. Valley State (11/22/11)    |
|                          | 9     |       | COOKE, Malik vs Ohio State (12/17/11)            |
| Free Throw Att.          | 12    |       | COOKE, Malik vs Miss. Valley State (11/22/11)    |
|                          | 10    |       | COOKE, Malik vs Ohio State (12/17/11)            |
| FT Pct (min 3 made)      | 1.000 | (4-4) | ELLINGTON, Bruce at Clemson (12/4/11)            |
|                          | 1.000 | (4-4) | SLAWSON, RJ vs Providence College (12/1/11)      |
|                          | 1.000 | (3-3) | GILL, Anthony vs Ohio State (12/17/11)           |
|                          | 1.000 | (3-3) | COOKE, Malik vs Presbyterian (12/13/11)          |
|                          | 1.000 | (3-3) | GILL, Anthony vs Presbyterian (12/13/11)         |
|                          | 1.000 | (3-3) | GILL, Anthony vs Southern Cal (11/26/11)         |
| Rebounds                 | 14    |       | SLAWSON, RJ vs NC (11/25/11)                     |
|                          | 10    |       | HARRIS, Damontre at Elon (11/15/11)              |
|                          | 10    |       | JACKSON, Lakeem vs Western Carolina (11/11/11)   |
| Assists                  | 5     |       | JACKSON, Lakeem vs Western Carolina (11/11/11)   |
|                          | 4     |       | JACKSON, Lakeem vs Wofford (12/28/11)            |
|                          | 4     |       | JACKSON, Lakeem vs Southern Cal (11/26/11)       |
|                          | 4     |       | COOKE, Malik vs NC (11/25/11)                    |
|                          | 4     |       | SMITH, Eric vs Western Carolina (11/11/11)       |
| Steals                   | 5     |       | WILLIAMS, Brenton vs Western Carolina (11/11/11) |
|                          | 4     |       | COOKE, Malik vs SE Louisiana (12/21/11)          |
|                          | 4     |       | COOKE, Malik at Clemson (12/4/11)                |
|                          | 4     |       | COOKE, Malik vs Providence College (12/1/11)     |
| Blocked Shots            | 5     |       | HARRIS, Damontre vs Wofford (12/28/11)           |
|                          | 5     |       | HARRIS, Damontre vs Presbyterian (12/13/11)      |
|                          | 5     |       | HARRIS, Damontre at Clemson (12/4/11)            |
| Turnovers                | 5     |       | GILL, Anthony vs Presbyterian (12/13/11)         |
|                          | 5     |       | LEONARD, Damien vs NC (11/25/11)                 |
| Fouls                    | 5     |       | SLAWSON, RJ vs SE Louisiana (12/21/11)           |
|                          | 5     |       | GILL, Anthony vs NC (11/25/11)                   |
|                          | 5     |       | JACKSON, Lakeem at Elon (11/15/11)               |
|                          | 5     |       | COOKE, Malik at Elon (11/15/11)                  |

2011-12 South Carolina Basketball  
 South Carolina Opponent High/Low Analysis (as of Dec 30, 2011)  
 All games

OPPONENT INDIVIDUAL GAME HIGHS

|                          |       |         |   |
|--------------------------|-------|---------|---|
| Points                   | 30    |         | Thomas, Deshaun vs Ohio State (12/17/11)          |
|                          | 28    |         | Jones, Maurice vs Southern Cal (11/26/11)         |
|                          | 22    |         | JOYNER, Terrence vs Miss. Valley State (11/22/11) |
|                          | 21    |         | Harrison Barnes vs NC (11/25/11)                  |
|                          | 19    |         | P.J. Hairston vs NC (11/25/11)                    |
| Field Goals Made         | 13    |         | Thomas, Deshaun vs Ohio State (12/17/11)          |
|                          | 9     |         | Jones, Maurice vs Southern Cal (11/26/11)         |
| Field Goal Att.          | 16    |         | Thomas, Deshaun vs Ohio State (12/17/11)          |
|                          | 15    |         | Jones, Maurice vs Southern Cal (11/26/11)         |
|                          | 15    |         | John Henson vs NC (11/25/11)                      |
| FG Pct (min 5 made)      | .813  | (13-16) | Thomas, Deshaun vs Ohio State (12/17/11)          |
|                          | .750  | (6-8)   | DEDMON, D vs Southern Cal (11/26/11)              |
| 3-Point FG Made          | 7     |         | Jones, Maurice vs Southern Cal (11/26/11)         |
|                          | 5     |         | P.J. Hairston vs NC (11/25/11)                    |
| 3-Point FG Att.          | 10    |         | GILTNER, Kevin vs Wofford (12/28/11)              |
|                          | 9     |         | Nelson, Todd vs SE Louisiana (12/21/11)           |
|                          | 9     |         | Young, Andre at Clemson (12/4/11)                 |
| 3-Pt FG Pct (min 2 made) | 1.000 | (7-7)   | Jones, Maurice vs Southern Cal (11/26/11)         |
|                          | 1.000 | (3-3)   | HENTON, LaDontae vs Providence College (12/1/11)  |
| Free Throws Made         | 10    |         | COLEMAN, Gerard vs Providence College (12/1/11)   |
|                          | 7     |         | Harrison Barnes vs NC (11/25/11)                  |
| Free Throw Att.          | 13    |         | COLEMAN, Gerard vs Providence College (12/1/11)   |
|                          | 10    |         | Harrison Barnes vs NC (11/25/11)                  |
| FT Pct (min 3 made)      | 1.000 | (6-6)   | TROUTMAN, Lucas at Elon (11/15/11)                |
|                          | 1.000 | (5-5)   | Buford, William vs Ohio State (12/17/11)          |
|                          | 1.000 | (5-5)   | COTTON, Bryce vs Providence College (12/1/11)     |
|                          | 1.000 | (4-4)   | Smith Jr., Lenzelle vs Ohio State (12/17/11)      |
|                          | 1.000 | (4-4)   | JONES, Falando vs Miss. Valley State (11/22/11)   |
|                          | 1.000 | (3-3)   | HENTON, LaDontae vs Providence College (12/1/11)  |
|                          | 1.000 | (3-3)   | DEDMON, D vs Southern Cal (11/26/11)              |
| Rebounds                 | 10    |         | Fuller, Aaron vs Southern Cal (11/26/11)          |
|                          | 9     |         | Petrovic, Jan vs SE Louisiana (12/21/11)          |
|                          | 9     |         | Smith Jr., Lenzelle vs Ohio State (12/17/11)      |
|                          | 9     |         | Booker, Devin at Clemson (12/4/11)                |
|                          | 9     |         | COVINGTON, Robert vs Tennessee State (11/20/11)   |
| Assists                  | 14    |         | Kendall Marshall vs NC (11/25/11)                 |
|                          | 6     |         | WASHINGTON, Eric vs Presbyterian (12/13/11)       |
|                          | 6     |         | COUNCIL, Vincent vs Providence College (12/1/11)  |
|                          | 6     |         | JONES, Falando vs Miss. Valley State (11/22/11)   |
|                          | 6     |         | MILLER, Patrick vs Tennessee State (11/20/11)     |
| Steals                   | 6     |         | Kendall Marshall vs NC (11/25/11)                 |
|                          | 3     |         | DEDMON, D vs Southern Cal (11/26/11)              |
|                          | 3     |         | JONES, Falando vs Miss. Valley State (11/22/11)   |
|                          | 3     |         | PETERS, Wil vs Tennessee State (11/20/11)         |
|                          | 3     |         | MILLER, Patrick vs Tennessee State (11/20/11)     |
|                          | 3     |         | COLE, Keaton vs Western Carolina (11/11/11)       |
|                          | 3     |         | DIXON, Bilal vs Providence College (12/1/11)      |
| Blocked Shots            | 7     |         | DIXON, Bilal vs Providence College (12/1/11)      |
|                          | 2     |         | Bailey, Elgin vs SE Louisiana (12/21/11)          |
|                          | 2     |         | Williams, Amir vs Ohio State (12/17/11)           |
|                          | 2     |         | GIPLAYE, Ron vs Providence College (12/1/11)      |
|                          | 2     |         | CROSBY, Paul vs Miss. Valley State (11/22/11)     |
|                          | 2     |         | TROUTMAN, Lucas at Elon (11/15/11)                |
|                          | 2     |         | BOGGS, Brandon vs Western Carolina (11/11/11)     |

|           |   |   |
|-----------|---|---|
|           | 2 | SMITHSON, Sam vs Western Carolina (11/11/11)      |
| Turnovers | 6 | WASHINGTON, Eric vs Presbyterian (12/13/11)       |
|           | 5 | Thomas, Deshaun vs Ohio State (12/17/11)          |
|           | 5 | Jennings, Milton at Clemson (12/4/11)             |
|           | 5 | COUNCIL, Vincent vs Providence College (12/1/11)  |
|           | 5 | COLE, Keaton vs Western Carolina (11/11/11)       |
|           | 5 | SUMLER, Trey vs Western Carolina (11/11/11)       |
| Fouls     | 5 | COLEMAN, Al'Lonzo vs Presbyterian (12/13/11)      |
|           | 5 | Hall, Rod at Clemson (12/4/11)                    |
|           | 5 | JONES, Falando vs Miss. Valley State (11/22/11)   |
|           | 5 | JOYNER, Terrence vs Miss. Valley State (11/22/11) |
|           | 5 | THORNTON, Kellen vs Tennessee State (11/20/11)    |
|           | 5 | EDOMWONYI, Egheosa at Elon (11/15/11)             |
|           | 5 | KING, Tawaski vs Western Carolina (11/11/11)      |