



# SOUTH CAROLINA MEN'S BASKETBALL



## OPENING TIP

Date: Wednesday, Feb. 19, 2014

Tipoff: 9 p.m. ET

Location: Fayetteville, Ark.

Arena: Bud Walton Arena (19,200)

Series: Arkansas leads 14-11

Last Meeting: South Carolina win, 75-54, on Jan. 26, 2013 in Columbia, S.C. (Colonial Life Arena)

Broadcast: CSS

Talent: Matt Stewart (pxp), Barry Booker (analyst)

Radio: Gamecock Radio Network/107.5 The Game in Columbia

Sirius: N/A; XM: N/A

Talent: Andy Demetra (pxp), Casey Manning (analyst)

Tickets: www.arkansasrazorbacks.com

Live Stats: www.GamecocksOnline.com

## GAME 26



**SOUTH CAROLINA  
GAMECOCKS**  
(10-15, 3-9 SEC)

- VS -

**ARKANSAS  
RAZORBACKS**  
(16-9, 5-7 SEC)



Ranking: AP/Coaches (-/-)  
Head Coach: Frank Martin  
Record at SC: 23-33 (2nd)  
Career Rec.: 140-87 (7th)  
vs. Ark: 1-0  
SID: Emily Feeney

Stat Leaders (per game):  
Points: Thornwell (13.9)  
Rebs: Carrera (5.2)  
Assists: Notice (2.9)  
Blocks: Carrera (1.1)  
Steals: Thornwell (1.1)

Ranking: AP/Coaches (-/-)  
Head Coach: Mike Anderson  
Record at Ark: 53-36 (3)  
Career Rec.: 253-134 (12)  
vs. SC: 1-1  
SID: Patrick Pierson

Stat Leaders (per game):  
Points: Portis/Madden (13.2)  
Rebounds: Portis (6.7)  
Assists: Madden (2.5)  
Blocks: Kingsley (1.6)  
Steals: Clarke (1.3)

## 2013-14 SCHEDULE

| DATE  | OPPONENT (TV)                        | TIME/RESULT |
|-------|--------------------------------------|-------------|
| N. 3  | USC Aiken (exhib.)                   | W, 84-72    |
| N. 9  | Longwood                             | W, 82-44    |
| N. 12 | at No. 23/25 Baylor \$ (ESPN)        | L, 66-64    |
| N. 17 | at Clemson (ESPN3)                   | L, 71-57    |
| N. 24 | FIU (SPSO/FSCR)                      | W, 84-72    |
| D. 6  | at No. 9/11 Oklahoma State ! (ESPNU) | L, 79-52    |
| D. 17 | Manhattan                            | L, 86-68    |
| D. 19 | USC Upstate (SPSO/FSCR)              | L, 74-68    |
| D. 22 | vs. Saint Mary's % (ESPNU)           | W, 78-71    |
| D. 23 | Boise State % (ESPN2)                | L, 80-54    |
| D. 25 | Akron % (ESPN2)                      | W, 69-59    |
| D. 28 | Akron (ESPN)                         | W, 78-45    |
| D. 30 | Marshall (CSS)                       | W, 92-65    |
| J. 3  | SC State (SPSO/FSCR)                 | W, 82-75    |
| J. 8  | at No. 10/11 Florida* (CSS)          | L, 74-58    |
| J. 11 | LSU* (SECTV)                         | L, 71-68    |
| J. 15 | at Texas A&M* (SECTV)                | L, 75-67    |
| J. 18 | Ole Miss* (FSN)                      | L, 75-74    |
| J. 22 | at Georgia* (SECTV)                  | L, 97-76    |
| J. 25 | at (RV/RV) Missouri* (SECTV)         | L, 82-74    |
| J. 29 | Texas A&M* (ESPN3)                   | W, 80-52    |
| F. 1  | at Ole Miss* (SECTV)                 | L, 75-71    |
| F. 5  | Auburn* (ESPN3)                      | L, 79-74    |
| F. 8  | at Tennessee* (ESPNU)                | L, 72-53    |
| F. 13 | Vanderbilt*                          | W, 65-59    |
| F. 15 | Alabama* (SECTV)                     | W, 67-66    |
| F. 19 | at Arkansas* (CSS)                   | 9 p.m.      |
| F. 22 | Georgia* (SECTV)                     | 1:30 p.m.   |
| F. 26 | at Auburn* (FSN)                     | 9 p.m.      |
| M. 1  | Kentucky* (ESPN2)                    | 6 p.m.      |
| M. 4  | Florida* (ESPN)                      | 7 p.m.      |
| M. 8  | at Mississippi State* (SECTV)        | 4 p.m.      |
| M.    | at SEC Tournament (Atlanta, Ga.)     | TBA         |

All home games in bold | All times listed Eastern  
\* indicates SEC contest | + indicates exhibition | SPSO/FSCR - SportSouth/Fox Sports Carolinas | SECTV-SEC TV | CSS- CharterSports SE | FSN - Fox Sports | \$ - ESPN College Hoops Marathon (Waco, Texas) | ! - Big 12/SEC Challenge (Stillwater, Okla.) | % - Hawaiian Airlines Diamond Head Classic (Honolulu, HI.)

## PROBABLE STARTERS

| South Carolina             | Ht.  | Wt. | Yr. | Hometown              | PPG  | RPG | MPG  |
|----------------------------|------|-----|-----|-----------------------|------|-----|------|
| G - #0 Sindarius Thornwell | 6-5  | 206 | Fr. | Lancaster, S.C.       | 13.9 | 4.0 | 28.6 |
| G - #1 Brenton Williams    | 5-11 | 172 | Sr. | Kissimmee, Fla.       | 13.6 | 1.9 | 27.8 |
| G - #10 Duane Notice       | 6-2  | 221 | Fr. | Woodbridge, Ontario   | 7.6  | 2.7 | 24.2 |
| F - #24 Michael Carrera    | 6-5  | 214 | So. | Anzoategui, Venezuela | 6.6  | 5.2 | 19.3 |
| F - #25 Mindaugas Kacinas  | 6-7  | 210 | So. | Klaipeda, Lithuania   | 5.2  | 4.7 | 22.0 |

| Arkansas               | Ht.  | Wt. | Yr.   | Hometown           | PPG  | RPG | MPG  |
|------------------------|------|-----|-------|--------------------|------|-----|------|
| G - #00 Rashad Madden  | 6-5  | 180 | Jr.   | Lepanto, Ark.      | 13.2 | 2.8 | 25.6 |
| G - #12 Fred Gulley    | 6-2  | 182 | R-Sr. | Fayetteville, Ark. | 4.5  | 1.6 | 18.3 |
| G - #24 Michael Qualls | 6-6  | 210 | So.   | Shreveport, La.    | 11.5 | 4.5 | 24.8 |
| F - #4 Coty Clarke     | 6-7  | 232 | Sr.   | Birmingham, Ala.   | 9.1  | 5.7 | 21.0 |
| F - #10 Bobby Portis   | 6-10 | 242 | Fr.   | Little Rock, Ark.  | 13.2 | 6.7 | 27.5 |

## TODAY'S GAME

South Carolina travels to Arkansas in the only matchup between the two schools this season. The Gamecocks posted a 75-54 victory over the Razorbacks in Columbia in last season's only contest between the two teams. Wednesday's game will be broadcast on CSS.

## CAROLINA QUICK HITS

- South Carolina is in its 106th season of basketball.
- The Gamecocks are led by Frank Martin in his second year. Matt Figger is the associate head coach, and Perry Clark and Lamont Evans are assistant coaches. Andy Assaley is in his second year as the director of operations for the Gamecocks.
- The Gamecocks are in their 23rd season of competition in the Southeastern Conference in 2014. Carolina owns a 135-230 (.370) all-time record in SEC play.
- Frank Martin owns a 56-55 (.505) all-time record in conference play.
- For the first time since January of 2011, South Carolina won back-to-back conference games as the team topped Alabama 67-66. With the Crimson Tide battling back behind 25 second-half points from Trevor Releford to grab the lead, Gamecock guard Sindarius Thornwell led the charge, scoring or assisting on 15 of Carolina's final 17 points, including hitting two free throws to ice the game with five seconds left. The freshman led the Gamecocks with 22 points.
- For his efforts on the week, Thornwell was named SEC Freshman of the Week after averaging 20.5 points, five rebounds and five assists in two games. It was his second Freshman of the Week honor from the conference this season.
- Despite being located in an area which sees little to no snowfall annually, South Carolina is 3-0 this season when there is snow on the ground in Columbia. (Jan. 29, Texas A&M; Feb. 13, Vanderbilt; Feb. 15, Alabama)
- In its second game of the season which took place with campus closed due to winter weather, the Gamecocks moved to 2-0 in such games, topping Vanderbilt last Thursday night, 65-59, after the contest was postponed for 20 hours after the original scheduled time. Thornwell led South Carolina with 19 points, six rebounds and six assists.
- Against the Commodores, the Gamecocks grabbed a season-high 26 offensive rebounds en route to a 23-9 advantage in second-chance points. Five Carolina players recorded at least three offensive boards.
- Carolina's game vs. Vanderbilt was the 2,500th game in program history.
- A 23-point halftime deficit was too much to overcome as South Carolina was defeated 72-53 by Tennessee at Thompson-Boling Arena. Thornwell scored the Gamecocks first seven points and finished the day with a team-high 15 points and four steals.
- After allowing Auburn to go on a 16-2 run early in the second half, the Gamecocks stormed back with an 18-2 run to level the game with under eight minutes to play, but the Gamecocks were unable to slow the Tigers down the stretch as





# SOUTH CAROLINA GAMECOCKS

OVERALL: 10-15; SEC: 3-9; HOME: 8-5; AWAY: 0-9; NEUTRAL: 2-1

|    |  |   |     |     |     |     |     |      |     |  |
|----|--|---|-----|-----|-----|-----|-----|------|-----|--|
| 0  |  | <b>SINDARIUS THORNWELL</b> - Fr. - G - 6-5 - 206 - Lancaster, S.C.        | MIN | PTS | RBS | AST | FG% | 3FG% | FT% | <ul style="list-style-type: none"> <li>• First-career double-double with teams highs 24 points, 11 rebounds vs. Ole Miss</li> <li>• Season high 26 pts. vs. Georgia</li> <li>• Leads SEC freshman in league games in scoring (17.3), assists (4.08) and steals (1.33)</li> <li>• Posted career highs in assists (9) and steals (4) vs. Auburn</li> <li>• Scored or assisted on 15 of final 17 points in 67-66 win vs. Alabama</li> </ul> |
| 1  |  | <b>BRENTON WILLIAMS</b> - Sr. - G - 5-11 - 172 - Kissimmee, Fla.          | MIN | PTS | RBS | AST | FG% | 3FG% | FT% | <ul style="list-style-type: none"> <li>• Holds South Carolina record for consecutive free throws made with 50, missed first free throw since Feb. 28, 2013, vs. LSU on Jan. 11</li> <li>• Season high 32 pts at Mizzou, career high 7 3s</li> <li>• Leads nation in free throw percentage at .963 (77-80)</li> </ul>   |
| 4  |  | <b>TYRONE JOHNSON</b> - Jr. - G - 6-3 - 194 - Plainfield, N.J.            | MIN | PTS | RBS | AST | FG% | 3FG% | FT% | <ul style="list-style-type: none"> <li>• 17 points in win vs. SC State, 5-of-7 from foul line/3-of-5 from line in final 5 min.</li> <li>• Scored 15 points vs. LSU off bench/6th game this season with 15+ points</li> <li>• Suffered right foot fracture at Texas A&amp;M, which required surgery. Johnson is out indefinitely.</li> </ul>  |
| 5  |  | <b>JAYLEN SHAW</b> - Fr. - G - 6-0 - 182 - Hartsville, S.C.               | MIN | PTS | RBS | AST | FG% | 3FG% | FT% | <ul style="list-style-type: none"> <li>• Burst onto the scene, scoring 16 points off the bench, hitting 6-of-10 attempts overall and 4-of-7 from 3-point range in win vs. FIU; also five assists in 26 min.</li> <li>• 9 points and three assists in 24 minutes vs. Ole Miss</li> <li>• 12 points at Georgia/two steals</li> </ul>   |
| 10 |  | <b>DUANE NOTICE</b> - Fr. - G - 6-2 - 221 - Woodbridge, Ontario           | MIN | PTS | RBS | AST | FG% | 3FG% | FT% | <ul style="list-style-type: none"> <li>• Scored four points, with four assists and three rebounds vs. Ole Miss</li> <li>• Will assume the majority of point guard duties with the injury to Johnson</li> <li>• Set career high with 19 points vs. Texas A&amp;M (Jan. 29)</li> <li>• Dished six assists in 67-66 win vs. Alabama</li> </ul>  |
| 12 |  | <b>AUSTIN CONSTABLE</b> - So. - G - 5-11 - 180 - West Chester, Pa.        | MIN | PTS | RBS | AST | FG% | 3FG% | FT% | <ul style="list-style-type: none"> <li>• Walk-on guard who saw limited action last season as a freshman</li> <li>• 1,000-point scorer during high school career at Henderson High School</li> <li>• Saw action late vs. Akron on Dec. 28, vs. Marshall on Dec. 30 and vs. Texas A&amp;M on Jan 29</li> </ul>   |
| 14 |  | <b>LAIMONAS CHATKEVICIUS</b> - So. - F - 6-11 - 250 - Klaipeda, Lithuania | MIN | PTS | RBS | BLK | FG% | 3FG% | FT% | <ul style="list-style-type: none"> <li>• First start of the season vs. Ole Miss/12 points, two blocks</li> <li>• Collected team high six rebounds in 15 minutes at Georgia</li> <li>• Tied career high with 12 points vs. Texas A&amp;M</li> <li>• Has pulled down six rebounds in three of last four games</li> </ul>   |
| 15 |  | <b>REGGIE THEUS JR.</b> - Fr. - F - 6-6 - 210 - Los Angeles, Calif.       | MIN | PTS | RBS | AST | FG% | 3FG% | FT% | <ul style="list-style-type: none"> <li>• Son of Reggie Theus, current coach at Cal State Northridge, and former NBA All-Star</li> <li>• 3 points and 3 rebounds in win vs. Marshall</li> <li>• Saw action at Georgia, collecting one assist</li> </ul>   |
| 20 |  | <b>JUSTIN MCKIE</b> - Fr. - G - 6-4 - 195 - Columbia, S.C.                | MIN | PTS | RBS | BLK | FG% | 3FG% | FT% | <ul style="list-style-type: none"> <li>• Son of Gamecock great BJ McKie</li> <li>• 3 points and four rebounds vs. Marshall</li> <li>• Played a season high 11 minutes at A&amp;M, scoring five points, collecting three rebounds and a steal</li> </ul>  |
| 21 |  | <b>DEMETRIUS HENRY</b> - Fr. - F - 6-9 - 215 - Miami, Fla.                | MIN | PTS | RBS | BLK | FG% | 3FG% | FT% | <ul style="list-style-type: none"> <li>• 2 fouls in first 2 min 20 seconds vs. LSU, played just 5 min. due to fouls</li> <li>• Four points, two rebounds and two assists at Texas A&amp;M</li> <li>• Struggling with fouls in league play, collected 5 rebounds at Georgia</li> <li>• 3 points, 3 rebounds at Mizzou</li> </ul>  |
| 23 |  | <b>BRUCE ELLINGTON</b> - Sr. - G - 5-9 - 196 - Moncks Corner, S.C.        | MIN | PTS | RBS | AST | FG% | 3FG% | FT% | <ul style="list-style-type: none"> <li>• Declared for the NFL Draft and will not complete his senior season with the Gamecock basketball team. 80 career games played, 66 starts.. Scored 893 points for an 11.3 points per game average.. Averaged 3.0 assists, 2.7 rebounds and 1.0 steals in 30.4 minutes per game.</li> </ul>  |
| 24 |  | <b>MICHAEL CARRERA</b> - So. - F - 6-5 - 212 - Anzoategui, Venezuela      | MIN | PTS | RBS | BLK | FG% | 3FG% | FT% | <ul style="list-style-type: none"> <li>• 7 points and career high 4 steals in 11 minutes at Texas A&amp;M</li> <li>• 8 points, 6 rebounds and 3 steals vs. Ole Miss</li> <li>• 6th-career double-double with 16 points, game high 11 rebs. at Mizzou</li> <li>• Tied season high in rebounds with 11 at Ole Miss (Feb. 1)</li> </ul>   |
| 25 |  | <b>MINDAUGAS KACINAS</b> - So. - F - 6-7 - 210 - Klaipeda, Lithuania      | MIN | PTS | RBS | BLK | FG% | 3FG% | FT% | <ul style="list-style-type: none"> <li>• First double-double of the season with 13 points, 12 rebounds at Clemson</li> <li>• 11 points, 5-of-5 from free throw line, vs. Akron on Dec. 28</li> <li>• Pulled down 9 rebounds in win vs. SC State</li> <li>• Posted a season high 14 points to go with 6 rebounds vs. Auburn</li> <li>• Scored key late tip-in to vs. Alabama to give Gamecocks a one-point lead</li> </ul>                |
| 32 |  | <b>DESMOND RINGER</b> - Fr. - F - 6-9 - 255 - McDonough, Ga.              | MIN | PTS | RBS | BLK | FG% | 3FG% | FT% | <ul style="list-style-type: none"> <li>• 7 points, four rebounds at Florida</li> <li>• 2 points, five rebounds vs. LSU</li> <li>• Solid at A&amp;M, season high 9 points, matched season high 7 rebs./2 assists</li> <li>• Earned first-career start vs. Ole Miss</li> </ul>   |
| 35 |  | <b>BRIAN STEELE</b> - So. - F - 6-5 - 200 - Greenville, S.C.              | MIN | PTS | RBS | AST | FG% | 3FG% | FT% | <ul style="list-style-type: none"> <li>• Did not dress for the game at Texas A&amp;M after getting hit in the eye at pre-game shoot around.</li> <li>• Three points, two assists at Mizzou</li> <li>• Career highs in points (7) and minutes (26) at Tennessee</li> </ul>  |

## INTERVIEW POLICIES

All interview requests must be made in advance to SID Emily Feeney in the South Carolina Media Relations Office. Beginning with the start of practice in October, Feeney will release a weekly coach and student-athlete availability schedule to media on Mondays.

**Post-Game Interview Policy:** After each home game, the visiting coach will address the media first, followed by South Carolina student-athletes then South Carolina head coach Frank Martin. (Depending on deadline, this may be altered on a game-by-game basis).


**Road Interview Policy:** Interviews with Coach Martin while on the road will be scheduled according to the home post-game media procedure. No student-athlete interviews are allowed until after the game once the team leaves Columbia.

All interviews are to be coordinated through the Media Relations Office. This allows the staff to arrange the interview when it best suits the student-athlete's and the reporter's schedules. Please contact the Media Relations Office in advance to make your interview requests. Media are not permitted to contact student-athletes on their own at any time.

All interviews will take place at the designated media interview site for that day as listed in the weekly availability schedule or in the Media Relations Office.

Dormitory, apartment and cell phone numbers for student-athletes will not be provided to the media. Should you need to conduct a telephone interview with a student-athlete, a call will be placed to you from the student-athlete at a mutually agreeable time.

## SOUTH CAROLINA MEDIA RELATIONS



**Emily Feeney, primary contact**  
Associate Director  
cell: 803-727-3284  
e-mail: efeeney@mailbox.sc.edu  
Twitter: @EmilyFeeneySID

Website: [www.GamecocksOnline.com](http://www.GamecocksOnline.com)

Facebook: [www.Facebook.com/gamecocksonline](http://www.Facebook.com/gamecocksonline)

Twitter: @GamecockMBB

## STAT COMPARISON

|                                | SC    | ARK   |
|--------------------------------|-------|-------|
| Record                         | 10-15 | 16-9  |
| Conference Record              | 3-9   | 5-7   |
| Current Streak                 | W2    | W1    |
| Scoring Avg.                   | 70.2  | 81.2  |
| Opponent Scoring Avg.          | 70.6  | 70.8  |
| Scoring Margin                 | -0.4  | +10.4 |
| Field Goal %                   | .431  | .449  |
| Opponent Field Goal %          | .443  | .406  |
| 3-Point Field Goal %           | .370  | .365  |
| Opponent 3-Point Field Goal %  | .321  | .339  |
| 3-Point Field Goal Made PG     | 5.4   | 7.3   |
| 3-Point Field Goal Attempts PG | 14.6  | 20.0  |
| Free Throw %                   | .696  | .715  |
| Opponent Free Throw %          | .681  | .697  |
| Rebounding Avg.                | 34.8  | 36.4  |
| Opponent Rebounding Avg.       | 31.8  | 39.0  |
| Rebounding Margin              | +3.0  | -2.6  |
| Turnovers Avg.                 | 14.3  | 11.5  |
| Opponent Turnover Avg.         | 13.7  | 17.4  |
| Assists Avg.                   | 12.7  | 15.5  |
| Blocks Avg.                    | 4.0   | 5.5   |
| Steals Avg.                    | 6.4   | 8.4   |

## WEEKLY MEDIA AVAILABILITY (FEB. 16-FEB. 22)

| SUNDAY<br>Feb. 16 | MONDAY<br>Feb. 17                                       | TUESDAY<br>Feb. 18                                 | WEDNESDAY<br>Feb. 19         | THURSDAY<br>Feb. 20  | FRIDAY<br>Feb. 21 | SATURDAY<br>Feb. 22               |
|-------------------|---|--|------------------------------|--|-------------------|-----------------------------------|
| No availability   | No availability<br>SEC<br>Teleconference<br>SC at 11:14 | Martin Press<br>Conference<br>Noon<br>CLAMedia Rm. | at Arkansas<br>9 p.m.<br>CSS | No availability<br>Frank Martin<br>Carolina Calls<br>7 p.m. ET | No availability   | vs. Georgia<br>1:30 p.m.<br>SECTV |

\* All practices are closed • please contact SID Emily Feeney for all media requests

### A SOUTH CAROLINA WIN WOULD ...

- Be the Gamecocks second consecutive win over Arkansas.
- Be the first time since 2009 that the Gamecocks have won more than two SEC games in a row; Jan. 21 (Florida), Jan. 24 (Ole Miss), Jan. 28 (Vanderbilt) and Jan. 31 (at Kentucky).

they fell 79-74 at Colonial Life Arena. Senior guard Brenton Williams led all scorers with 29 points on a season high 10 field goals, going 6-of-10 from beyond the arc. Despite only scoring eight points, Thornwell posted season highs in assists (9) and steals (4). Sophomore forward Mindaugas Kacinas added a season high 14 points and freshman guard Duane Notice chipped in 12 points.

■ South Carolina held a 15-point lead with just under 11 minutes to play at Ole Miss (Feb. 1), but a late run from the Rebels turned the game in the home team's favor as South Carolina fell 75-71 on Saturday. Senior guard Brenton Williams led all scorers with 23 points as he hit 5-of-8 from 3-point range. Thornwell added 20 points and a career high six assists.

■ The Gamecocks earned their first conference win of the season on Jan. 29 in an 80-52 win over Texas A&M, after holding a 20-point halftime lead. Freshman guards Duane Notice and Sindarius Thornwell paced the Gamecocks with 19 points, four rebounds and three assists apiece.

■ Carolina's defense held the Aggies to 35.6 percent shooting from the field, and did not allow a double-digit scorer for the first time this season.

■ It was announced on Jan. 16 that junior guard Tyrone Johnson suffered a right foot fracture in the Jan. 15 game at Texas A&M, which required surgery. Johnson is out indefinitely. The Plainfield, N.J., native has played in 16 contests this season for Carolina, averaging 11.2 points and a team best 3.4 assists per game. He tallied 11 double-figure scoring games and 11 games with at least three assists prior to his injury.

■ In this season's first meeting vs. Ole Miss, the Gamecocks held a 10-point lead at halftime, but the Rebels came back to out-score the Gamecocks 48-37 in the second half and claim a 75-74 win last Saturday at Colonial Life Arena. Freshman guard Sindarius Thornwell posted the first double-double of his career with teams highs of 24 points and 11 rebounds in the game. Senior guard Brenton Williams did not hit a basket in the contest, but was a perfect 9-of-9 from the free throw line, including making three from the line with just six seconds to play to pull the Gamecocks within one of the Rebels at the time.

■ Senior guard Brenton Williams posted the second 30-point game of his career last Saturday at Missouri, hitting a career high seven 3s, while adding a perfect 9-of-9 mark from the free throw line. Williams scored 22 of those points and hit five 3s in the second half.

■ Despite 32 points from Williams and sophomore forward Michael Carrera's first double-double of the year with 16 points and 11 rebounds, South Carolina fell to 0-6 in league play with an 82-74 loss at Missouri on Jan. 25. The Gamecocks dished 12 assists, and committed just 11 turnovers, but poor shooting in the contest - 23-of-59 (39.0%) from the field - saw the home team post the win.

■ South Carolina suffered a 97-76 loss in SEC play on the road at Georgia on Jan. 22, despite a career high 26 points from freshman guard Sindarius Thornwell and 18

points Williams. South Carolina's bigs were in foul trouble the duration of the contest, with both Mindaugas Kacinas and Desmond Ringer on the bench with three fouls by the eight-minute mark of the opening half. Georgia also won the battle of the boards, out-rebounding the Gamecocks 39-27, including 13 on the offensive glass, which led to 15 second-chance points.

■ In overall games, South Carolina ranks first in 3-point field goal percentage (.370), fourth in offensive rebounds per game (13.3), sixth in free throw percentage (.696) and six in assists (12.7).

■ Sophomore forward Laimonas Chatkevicius earned his first start of the 2013-14 campaign against Ole Miss and hit 6-of-7 attempts from the field to match his career high of 12 points in the game. He also blocked two shots and collected one steal. Freshman forward Desmond Ringer also earned the first start of his career in the game.

■ The Gamecocks suffered a 71-68 decision to visiting LSU in the SEC home opener last Saturday at Colonial Life Arena. The Gamecocks put together a 9-0 run late in the second half after trailing by as many as 14, but LSU was able to hold on for the victory. Freshman guard Sindarius Thornwell scored a season high 25 points on 9-of-13 shooting from the field and a 6-of-9 mark from the free throw line. Thornwell's 25-point effort marked the first time a Gamecock freshman has tallied 25 points in an SEC contest. He tallied 13 points in the first half alone. The Tigers out-rebounded the Gamecocks 42-32, the second-largest margin this season for a Carolina opponent in the category.

■ For his play during the opening week of league play vs. 10th-ranked Florida and LSU, Thornwell was named the SEC Freshman of the Week. He averaged 17.5 points and 4.5 rebounds, hitting 66.7 percent from the field in the two games. It is the first-career weekly honor for Thornwell.

■ Williams set a new South Carolina record for consecutive free throws made when he hit his lone attempt from the line for one of his 18 points vs. Marshall. Williams hit 50 straight free throws dating back to last season to hold the record. He missed his first free throw attempt of the season on Jan. 11 vs. LSU. He broke a record held by John Roche since the 1969-70 campaign.

■ South Carolina snapped a three-game losing streak when it earned an impressive 78-71 win over Saint Mary's on Dec. 22 in the opening round of the Hawaiian Airlines Diamond Head Classic in Honolulu. Four Gamecocks scored in double-figures, led by Johnson's 16 points. Freshman guard Sindarius Thornwell added 13, Notice netted a then-season high 11 and sophomore forward Laimonas Chatkevicius posted a career high 12, including 11 in the second half.

■ The Gamecocks shot 58.3 percent (28-48) from the field vs. Saint Mary's, the best percentage for Carolina this season, and the best percentage from the floor since hitting 57.7 percent last season in a win vs. Arkansas on Jan. 26, 2013.

■ The Gamecocks will hold a young roster this season, welcoming seven freshmen to Columbia in forwards Demetrius Henry, Desmond Ringer, Reggie Theus Jr., and

## ► ASSOCIATED PRESS TOP 25

Feb. 10, 2014

| Rk. | Team            | Record | Pts.  |
|-----|-----------------|--------|-------|
| 1   | Syracuse (64)   | 25-0   | 1,624 |
| 2   | Florida (1)     | 23-2   | 1,543 |
| 3   | Wichita State   | 27-0   | 1,489 |
| 4   | Arizona         | 23-2   | 1,427 |
| 5   | Duke            | 20-5   | 1,296 |
| 6   | San Diego State | 22-2   | 1,232 |
| 7   | Cincinnati      | 23-3   | 1,157 |
| 8   | Kansas          | 19-6   | 1,129 |
| 9   | Villanova       | 22-3   | 1,020 |
| 10  | Saint Louis     | 23-2   | 1,019 |
| 11  | Louisville      | 21-4   | 991   |
| 11  | Creighton       | 21-4   | 991   |
| 13  | Michigan State  | 21-5   | 788   |
| 14  | Virginia        | 21-5   | 752   |
| 15  | Iowa            | 19-6   | 721   |
| 16  | Wisconsin       | 21-5   | 609   |
| 17  | Iowa State      | 19-5   | 597   |
| 18  | Kentucky        | 19-6   | 579   |
| 19  | Texas           | 20-5   | 577   |
| 20  | Michigan        | 18-7   | 421   |
| 21  | Connecticut     | 20-5   | 382   |
| 22  | Memphis         | 19-6   | 204   |
| 23  | UCLA            | 20-5   | 168   |
| 24  | Ohio State      | 20-6   | 133   |
| 25  | Gonzaga         | 23-4   | 112   |

Others receiving votes: North Carolina 54, Arizona State 45, Southern Methodist 21, Pittsburgh 21, Stephen F. Austin 8, Oklahoma 7, New Mexico 3, Virginia Commonwealth 2, Green Bay 1, Kansas State 1, Louisiana Tech 1

Dropped from rankings: Southern Methodist 23, Pittsburgh 25

## ► ESPN/USA TODAY TOP 25

Feb. 10, 2014

| Rk. | Team            | Record | Pts. |
|-----|-----------------|--------|------|
| 1   | Syracuse (32)   | 25-0   | 800  |
| 2   | Florida         | 23-2   | 752  |
| 3   | Wichita State   | 27-0   | 747  |
| 4   | Arizona         | 23-2   | 679  |
| 5   | Louisville      | 21-4   | 618  |
| 6   | Duke            | 20-5   | 611  |
| 7   | San Diego State | 22-2   | 591  |
| 8   | Kansas          | 19-6   | 554  |
| 9   | Cincinnati      | 23-3   | 526  |
| 10  | Saint Louis     | 23-2   | 513  |
| 11  | Villanova       | 22-3   | 506  |
| 12  | Creighton       | 21-4   | 423  |
| 13  | Virginia        | 21-5   | 416  |
| 14  | Michigan State  | 21-5   | 406  |
| 15  | Iowa            | 19-6   | 375  |
| 16  | Kentucky        | 19-6   | 302  |
| 17  | Texas           | 20-5   | 278  |
| 18  | Wisconsin       | 21-5   | 255  |
| 19  | Iowa State      | 19-5   | 227  |
| 20  | Michigan        | 18-7   | 159  |
| 21  | Connecticut     | 20-5   | 158  |
| 22  | Gonzaga         | 23-4   | 128  |
| 23  | Ohio State      | 20-6   | 97   |
| 24  | Memphis         | 19-6   | 85   |
| 25  | UCLA            | 20-5   | 72   |

Others receiving votes: Oklahoma 31, North Carolina 22, Kansas State 19, Pittsburgh 17, Southern Methodist 7, Stephen F. Austin 7, New Mexico 6, Arizona State 6, West Virginia 2, Louisiana Tech 2, California 1, Nebraska 1, Virginia Commonwealth 1

Dropped from rankings: Pittsburgh 23, Oklahoma 25



## SOUTHEASTERN CONFERENCE STANDINGS

As of Feb. 15

| Team              | Conference | Overall |
|-------------------|------------|---------|
| Florida           | 12-0       | 23-2    |
| Kentucky          | 9-3        | 19-6    |
| Georgia           | 8-4        | 14-10   |
| Ole Miss          | 7-5        | 16-9    |
| LSU               | 6-6        | 15-9    |
| Missouri          | 5-6        | 18-7    |
| Tennessee         | 6-6        | 15-10   |
| Vanderbilt        | 6-6        | 14-10   |
| Arkansas          | 5-7        | 16-9    |
| Texas A&M         | 5-7        | 14-11   |
| Alabama           | 4-8        | 10-15   |
| Auburn            | 4-8        | 12-11   |
| Mississippi State | 3-9        | 13-12   |
| South Carolina    | 3-9        | 10-15   |

## COACHES TELECONFERENCE

The weekly SEC men's basketball coaches teleconference will be held every Monday beginning Monday, Jan. 6 through Monday, March 10. The 14 Southeastern Conference men's head basketball coaches will be featured from 10:00 - 11:38 a.m. (CT).

Media representatives wishing to participate in the teleconference should contact the SEC Media Relations Department for further details. Each coach will appear on the teleconference for seven minutes, according to the following schedule:

## ORDER OF APPEARANCE

(All Times Eastern)

|            |                              |
|------------|------------------------------|
| 11:00 a.m. | Kevin Stallings, Vanderbilt  |
| 11:07 a.m. | Billy Donovan, Florida       |
| 11:14 a.m. | Frank Martin, South Carolina |
| 11:21 a.m. | Mark Fox, Georgia            |
| 11:28 a.m. | Johnny Jones, LSU            |
| 11:35 a.m. | John Calipari, Kentucky      |
| 11:42 a.m. | Cuonzo Martin, Tennessee     |
| 11:49 a.m. | Mike Anderson, Arkansas      |
| 11:56 a.m. | Anthony Grant, Alabama       |
| 12:03 a.m. | Tony Barbee, Auburn          |
| 12:10 a.m. | Andy Kennedy, Ole Miss       |
| 12:17 a.m. | Rick Ray, Miss. State        |
| 12:24 a.m. | Frank Haith, Missouri        |
| 12:31 a.m. | Billy Kennedy, Texas A&M     |

In addition, the SEC men's basketball teams who make it to postseason will be on a teleconference on Monday, March 17 beginning at 11:00 a.m. ET.

All SEC basketball teleconferences can be listened to on the internet at [www.secsports.com](http://www.secsports.com) shortly after the conclusion of the teleconference

## SOUTH CAROLINA BENCH PRODUCTION

| GAME             | SC-OPP | DIFF. | SC HIGH BENCH SCORER |
|------------------|--------|-------|----------------------|
| Longwood         | 30-18  | +12   | Williams, 14         |
| @Baylor          | 17-36  | -19   | Williams, 12         |
| @Clemson         | 18-34  | -16   | Carrera, 9           |
| FIU              | 32-18  | +14   | Shaw/Williams, 16    |
| @Okla. St.       | 20-19  | +1    | Shaw, 13             |
| Manhattan        | 21-24  | -3    | Carrera, 10          |
| USC Upstate      | 21-26  | -5    | Williams, 8          |
| vs. Saint Mary's | 26-5   | +21   | Chatkevicius, 12     |
| vs. Boise State  | 29-27  | +2    | Williams, 14         |
| vs. Akron        | 26-25  | +1    | Johnson/Carrera, 10  |
| Akron            | 24-33  | -9    | Carrera, 13          |
| Marshall         | 42-21  | +21   | Johnson, 18          |
| SC State         | 29-30  | -1    | Johnson, 17          |
| @Florida         | 22-15  | +7    | Johnson, 12          |
| LSU              | 28-30  | -2    | Johnson, 15          |
| @Texas A&M       | 29-35  | -6    | Ringer, 9            |
| Ole Miss         | 23-28  | -5    | Shaw, 9              |
| @Georgia         | 17-39  | -22   | Shaw, 12             |
| @Missouri        | 7-6    | +1    | Chatkevicius, 4      |
| Texas A&M        | 13-18  | -5    | Chatkevicius, 12     |
| @Ole Miss        | 11-15  | -4    | Kacinas, 7           |
| Auburn           | 14-6   | +8    | Kacinas, 14          |
| @Tennessee       | 19-13  | +6    | Steele, 7            |
| Vanderbilt       | 11-2   | +9    | Chatkevicius, 7      |
| Alabama          | 17-15  | +2    | Shaw, 8              |
| @Arkansas        |        |       |                      |
| Georgia          |        |       |                      |
| @Auburn          |        |       |                      |
| Kentucky         |        |       |                      |
| Florida          |        |       |                      |
| @Miss. St.       |        |       |                      |
| SEC Tourney      |        |       |                      |
| NCAA Tourney     |        |       |                      |

## SPECIALTY STATS

(PP) points in paint; (OT) points off turnovers; (2nd) second chance points; (FB) fast break points

(South Carolina-Opponent)

| GAME              | PP          | OT          | 2ND         | FB         |
|-------------------|-------------|-------------|-------------|------------|
| Longwood          | 36-18       | 19-9        | 11-10       | 14-0       |
| @Baylor           | 22-20       | 19-4        | 5-16        | 2-0        |
| @Clemson          | 40-26       | 10-13       | 15-8        | 4-4        |
| FIU               | 34-32       | 13-11       | 10-8        | 21-10      |
| @Okla. St.        | 16-32       | 11-33       | 9-19        | 9-10       |
| Manhattan         | 34-32       | 21-22       | 11-15       | 6-12       |
| USC Upstate       | 26-34       | 19-14       | 11-10       | 14-12      |
| vs. Saint Mary's  | 40-28       | 15-10       | 8-4         | 0-0        |
| vs. Boise State   | 22-40       | 2-20        | 7-8         | 0-0        |
| vs. Akron         | 46-28       | 20-10       | 8-11        | 0-0        |
| Akron             | 36-14       | 23-5        | 18-8        | 7-2        |
| Marshall          | 54-28       | 21-12       | 18-4        | 16-6       |
| SC State          | 26-40       | 10-15       | 13-20       | 6-10       |
| @Florida          | 16-40       | 13-22       | 3-2         | 5-20       |
| LSU               | 26-24       | 13-19       | 6-10        | 8-2        |
| @Texas A&M        | 28-26       | 10-18       | 15-12       | 4-8        |
| Ole Miss          | 30-28       | 19-19       | 11-10       | 6-6        |
| @Georgia          | 22-32       | 15-14       | 4-15        | 0-4        |
| @Missouri         | 16-34       | 14-12       | 11-11       | 4-12       |
| Texas A&M         | 30-20       | 24-17       | 8-4         | 11-10      |
| @Ole Miss         | 28-24       | 12-23       | 12-12       | 2-6        |
| Auburn            | 40-36       | 12-16       | 14-16       | 12-17      |
| @Tennessee        | 28-38       | 12-20       | 7-13        | 8-8        |
| Vanderbilt        | 36-34       | 7-13        | 23-9        | 4-6        |
| Alabama           | 32-16       | 6-12        | 6-2         | 15-6       |
| @Arkansas         |             |             |             |            |
| Georgia           |             |             |             |            |
| @Auburn           |             |             |             |            |
| Kentucky          |             |             |             |            |
| Florida           |             |             |             |            |
| @Miss. St.        |             |             |             |            |
| SEC Tourney       |             |             |             |            |
| NCAA Tourney      |             |             |             |            |
| <b>SC Total</b>   | <b>764</b>  | <b>361</b>  | <b>265</b>  | <b>193</b> |
| <b>SC Average</b> | <b>30.6</b> | <b>14.4</b> | <b>10.6</b> | <b>7.7</b> |
| Opp Total         | 724         | 383         | 257         | 171        |
| Opp Average       | 29.0        | 15.3        | 10.3        | 6.8        |

## UNIVERSITY INFORMATION

Location ..... Columbia, S.C.  
 Founded ..... 1801  
 Enrollment ..... 31,288  
 Nickname ..... Gamecocks  
 Colors ..... Garnet (PMS 202) and Black  
 National Affiliation ..... NCAA Division I  
 Conference ..... Southeastern (SEC)  
 Athletics Web Address ..... www.GamecocksOnline.com  
 University Web Address ..... www.sc.edu  
 President ..... Dr. Harris Pastides  
 NCAA Representative ..... Dr. Zach Kelehear  
 Athletics Director ..... Ray Tanner  
 Basketball Administrator/Chief Operating Officer ..... Kevin O'Connell

## BASKETBALL STAFF/INFORMATION

Head Coach ..... Frank Martin  
 Alma Mater ..... Florida International, '93  
 Record At South Carolina/Seasons ..... 23-33 (.411), 2nd Season  
 Overall Record/Seasons ..... 140-87 (.617), 7th season  
 Assoc. Head Coach/Recruiting Coord. . Matt Figger (Eastern Kentucky, '95)  
 Assistant Coach ..... Perry Clark (Gettysburg, '74)  
 Assistant Coach ..... Lamont Evans (Kansas State, '09)  
 Director of Basketball Operations ..... Andy Assaley (Cincinnati, '96)  
 Strength & Conditioning ..... Scott Greenawalt (Muskingum College, '98)  
 Athletic Trainer ..... Mark Rodger (Buffalo, '01)  
 Grad. Student Mgr./Student-Athlete Dev. .... Doug Edwards (Florida State, '07)  
 Associate Media Relations Director ..... Emily Feeney (Ball State, '03)  
 Home Arena ..... Colonial Life Arena  
 Capacity ..... 18,000  
 Arena General Manager ..... Lexi Boone  
 Press Row Phone Number ..... 803-777-6182  
 Team Twitter Account: ..... @GamecockMBB  
 Coach Martin Twitter Account: ..... @FrankMartin\_SC

## BASKETBALL HISTORY

First Year of Basketball ..... 1908  
 All-Time Record ..... 1,320-1,179-1 (.528)  
 Overall Postseason Record ..... 25-18  
 NCAA Tournament Appearances 1971, 1972, 1973, 1974, 1989, 1997,  
 1998, 2004  
 NCAA Tournament Record ..... 4-9  
 Last NCAA Tournament Appearance ..... 2004, L vs. Memphis, 59-43  
 NIT Appearances ..... 1969, 1975, 1978, 1983, 1991, 1996,  
 2001, 2002, 2005, 2006, 2009  
 NIT Record ..... 21-9  
 NIT Champion ..... 2005, 2006  
 Last NIT Appearance ..... 2009, L vs. Davidson, 70-63  
 Conference Championships/Titles SoCon Regular Season (1927, 1933, 1934,  
 1945); SoCon Tournament Champion (1933); ACC Regular Season (1970);  
 ACC Champion (1971); SEC Regular Season (1997); SEC East Division Co-  
 Champions (2009)

## TEAM INFORMATION

2012-13 Record ..... 14-18  
 Southeastern Conference Record/Finish ..... 4-14/12th  
 Postseason ..... None  
 Letterwinners Returning/Lost ..... 7/6  
 Starters Returning/Lost ..... 3/2  
*\*based on final game starters from 2012-13 season*  
 Newcomers ..... 8  
 Roster Breakdown ..... 7 freshmen, 5 sophomores, 2 juniors, 2 seniors



## HEAD COACH FRANK MARTIN

### COACHING CAREER

#### KANSAS STATE (2007-12)

|                |                      |                              |
|----------------|----------------------|------------------------------|
| 2007-08        | 21-12                | NCAA, 2nd Round              |
| 2008-09        | 22-12                | NIT, 2nd Round               |
| 2009-10        | 29-8                 | NCAA, Elite Eight            |
| 2010-11        | 23-11                | NCAA, 3rd Round              |
| 2011-12        | 22-11                | NCAA, 3rd Round              |
| <b>5 years</b> | <b>117-54 (.684)</b> | <b>7-5 postseason record</b> |

#### SOUTH CAROLINA (2012-PRESENT)

|                     |                      |   |
|---------------------|----------------------|---|
| 2012-13             | 14-18                | - |
| 2013-14             | 9-15                 | - |
| <b>2nd year</b>     | <b>23-33 (.411)</b>  |   |
| <b>Career Total</b> | <b>140-87 (.617)</b> |   |



## COACHING

### EXPERIENCE

29th season

### COLLEGE EXPERIENCE

14th season

### COLLEGE HEAD COACH EXPERIENCE

7th season

### HIRE DATE AT CAROLINA

March 27, 2012

## PERSONAL

### HOMETOWN

Miami, Fla.

### ALMA MATER

Florida International, 1993 (B.A. Physical Education)

### FAMILY

Wife, Anya

Children, Brandon, Amalia and Christian

## COACHING RESUME

### HIGH SCHOOL

Miami Senior High, 1985-93

Varsity Boys' Assistant Coach

Junior Varsity Boys' Head Coach

North Miami High, Head Coach, 1993-95

Miami Senior High, Head Coach, 1995-98

B.T. Washington High, Head Coach, 1999-2000

### COLLEGE ASSISTANT COACH

Northeastern, 2000-04

Cincinnati, 2004-06

Kansas State, 2006-07

### COLLEGE HEAD COACH

Kansas State, 2007-12

South Carolina, 2012-present

guards Duane Notice, Justin McKie, Jaylen Shaw and Sindarius Thornwell. Transfer guard Ty Johnson joined the program last January via Villanova.

■ Johnson received word prior to the Nov. 9 season opener that he had been granted a waiver from the NCAA allowing him to compete effective immediately. Johnson has been eligible to practice since he transferred to South Carolina from Villanova in January 2013.

### SCOUTING ARKANSAS

The Razorbacks enter Wednesday's matchup with a 16-9 overall record, which includes a 5-7 mark in SEC games ... Arkansas holds a 13-2 record this season, losing only to Florida and Missouri on its home court ... The Razorbacks are the top scoring team in the SEC at 81.2 points per game, and the only team averaging over 80 points per game ... Three Razorbacks are averaging double figures, with Bobby Portis and Rashad Madden each scoring 13.2 points per game ... Freshman Bobby Portis also leads the team in rebounds (6.7) and minutes (27.5) per game.

### ARKANSAS SERIES

Wednesday's meeting vs. Arkansas marks the 26th all-time meeting between the two schools ... The Gamecocks won the last meeting, 75-54, on Jan. 26, 2013, at Colonial Life Arena in Columbia, S.C. ... Arkansas leads the all-time series 14-11 ... The Gamecocks hold a 6-4 edge in the last 10 games in the series.

### AMONG FRESHMEN IN THE SEC ...

Sindarius Thornwell is third in scoring (13.9), third in steals (1.12), fifth in assists (2.84), ninth in rebounds (4.0) ... Demetrius Henry is 12th in rebounding (3.8) ... Duane Notice ranks third in assists (2.88) and 12th in scoring (7.6).

### BY THE NUMBERS

- 1 - After a 67-66 win over Alabama, South Carolina is now 1-1 in games decided one point this season.
- 2 - With wins over Alabama and Vanderbilt, the Gamecocks have won back-to-back conference games for the first time since January of 2011.
- 3 - In SEC games, Sindarius Thornwell leads all freshmen in three categories: scoring (17.3), assists (4.08) and steals (1.33).
- 3 - After starting the conference season 0-6, South Carolina is 3-3 over its last six games.
- 5 - The Gamecocks have won five of 13 games when the scoring margin is 10 points or less.
- 6 - Sophomore guard Michael Carrera has led Carolina in rebounding in six of the last eight games.
- 10 - Thornwell has recorded double-figures in 10 of 12 SEC games, including five with 20-plus points, tying B.J. McKie for the most by a South Carolina freshman in SEC games.
- 15 - Senior guard Brenton Williams has recorded double-figures in 14 of his last 17 games.
- 36.5 - Since the injury to Tyrone Johnson on Jan. 15, Thornwell and Williams have stepped up their scoring numbers. The duo is averaging a combined 36.5 points over the last nine games, nine points above

their combined season average.

**TREND SETTING**

Gamecock trends under Frank Martin ...

■ South Carolina is 15-16 when posting at least six made 3s in a game.

- South Carolina hit a season high 10 3s in the Jan. 25 contest at Missouri, led by senior guard Brenton Williams' seven 3s in the contest.

■ South Carolina is 18-12 when scoring more points in the paint than its opponent.

- South Carolina posted a season high 54 points in the paint vs. Marshall on Dec. 30

■ South Carolina is 19-14 when holding its opponents to under 45 percent from the field.

- Longwood managed to hit just 22.8% of its attempts.

■ South Carolina is 19-15 when out-rebounding its opponent.

- The Gamecocks out-rebounded each of their opponents at the Diamond Head Classic by an average of 3.3 rebounds per game.

**UP NEXT**

The Gamecocks are back at Colonial Life Arena on Saturday afternoon for their second meeting with the Georgia this season. Game time is set for 1:30 p.m. ET, and the game will be broadcast on SECTV.

**ELLINGTON DECLARES FOR DRAFT**

University of South Carolina senior guard Bruce Ellington, also a junior wide receiver for the Gamecock football team, has declared for the NFL Draft, it was announced on Friday, Jan. 3. Ellington, who graduated in December, will begin preparing for the draft and will not complete his final season with the men's basketball team. Ellington concludes his career on the hardwood for the Garnet and Black with 80 career games played and 66 starts. He scored 893 points for an 11.3 points per game average. The Moncks Corner, S.C., native averaged 3.0 assists, 2.7 rebounds and 1.0 steals in 30.4 minutes per game. Ellington posted 39 double-figure scoring games in his career, including eight 20-point games and one 30-point effort, a career high 31 points at Furman during his freshman season of 2010-11.

**SEC TOURNAMENT**

Fresh off hosting the 2013 Final Four, the Georgia Dome will be the site for the 2014 SEC Tournament, March 12-16 in Atlanta. The Georgia Dome first hosted the tournament in 1995 and the 2014 event will mark the 11th time the venue has hosted the league's postseason tournament. The winner of the 13-game tournament receives the SEC's automatic bid to the NCAA Tournament. The tournament seeds are determined by the 18-game conference schedule during the regular season. Teams are seeded 1-14 based on their regular-season conference finish.

**MARTIN'S STAFF BOASTS OVER 90 YEARS OF EXPERIENCE AT THE COLLEGE LEVEL**

South Carolina head coach Frank Martin has a very experienced staff with him on the sideline this season. Perry Clark joins the team as an assistant coach with over 30 years of college coaching experience, including stints as the head coach at Tulane, Miami (Fla.) and Texas A&M-Corpus Christi. Former assistant Matt Figger was promoted to associate head coach during the offseason, and Lamont Evans returns for his second season as an assistant on Martin's staff in Columbia.

**GAMECOCKS SIGN STROMAN AND BLANTON DURING FALL SIGNING PERIOD**

University of South Carolina head men's basketball coach Frank Martin announced on Nov. 19 the signing of Marcus Stroman (G - 6-2 - 170 - Columbia, S.C./Keenan High School) and TeMarcus Blanton (G - 6-4 - 185 - Locust Grove, Georgia/Luella High School) to National Letters of

Intent. The duo will join the Gamecocks for the 2014-15 campaign and both will have four years of eligibility beginning next fall. Below are brief comments from Coach Martin on each signee.

*Martin on Blanton*

"I'm extremely excited about TeMarcus Blanton. He is a 6-5 wing that is ultra-competitive on both ends of the floor. He fits exactly the kind of guard that we want to build our program around. He's a slasher, a defender and an athletic finisher that loves every opportunity that he gets to compete."

*Martin on Stroman*

"Marcus is a consummate point guard. He understands the position at his age as well as, if not better, than most. Every time I watch him play, I leave games thinking that the four guys with him are better than they actually are, because he is so good at making others look good. He is an ultra-competitive, hometown kid, who grew up a Gamecock fan, and we are extremely excited to have him become part of our program."

**GAMECOCKS TO COMPETE IN 2014 CHARLESTON CLASSIC**

The Charleston Classic presented by Gildan announced six of the eight-team field for the 2014 tournament to be held Thursday, Friday and Sunday, Nov. 20, 21 and 23, at TD Arena in Charleston, S.C. South Carolina will compete in the event for the second time, and for the first time since the 2009 campaign. The other participating teams announced are Akron, Cornell, Miami (Fla.), Penn State and Southern California. The final two teams will be announced at a later date. During the 2009 event, the Gamecocks defeated La Salle in the tournament's opening round, earned a win over USF to advance to the finals, and lost to Miami in the championship game. The 2014 Charleston Classic will feature a bracket format with 12 games over three days. Each team will compete in one game per day, advancing through the bracket. The two teams that remain undefeated throughout will face off in a championship game on the final day of competition.

**LAST TIME VS. ARKANSAS**

**GAME 19 - SOUTH CAROLINA 75, ARKANSAS 54  
JAN. 26, 2013 / COLONIAL LIFE ARENA**

**COLUMBIA, S.C.** -- Behind 20 points and six rebounds off the bench from junior guard Brian Richardson, South Carolina (12-7, 12-5 SEC) defeated Arkansas (12-7, 3-3 SEC) 75-54 at Colonial Life Arena for its first home conference win of the season. The 21-point margin of victory is the largest in conference play since an 18-point win over Kentucky on Feb. 25, 2009. It is the first margin of at least 20 points in SEC play since an 83-61 win over Mississippi State on Feb. 11, 2006. Both of the wins occurred at Colonial Life Arena. Richardson's 20 points matched a career high he set against Mississippi State earlier this year. Junior guard Bruce Ellington scored 14 and senior forward Lakeem Jackson added 11 points in the victory. Freshmen forwards Laimonas Chatkevicius and Michael Carrerascored eight points each with Chatkevicius grabbing a team-high seven rebounds. Junior forward Marshawn Powell recorded 22 points at 13 rebounds for Arkansas. Both totals were game highs. He was the only Razorback to reach double figures. Junior guard Rickey Scott scored nine points with sophomore guard BJ Young and junior forward Coty Clarke adding seven apiece.

South Carolina outrebounced Arkansas 42-26, the largest margin in SEC play this season. All but two Gamecocks that entered the game recorded at least three boards in the contest. After only recording six turnovers in the first half, South Carolina ended the game with 18 that lead to 26 points for Arkansas.

Arkansas scored the first five points of the game before Carrera put the Gamecocks on the board with a free throw. Arkansas opened up a 15-3 lead 4:21 into the game, prompting a South Carolina timeout.

After the timeout, the shots began to fall for the Gamecocks as they scored 13 unanswered points. Richardson scored on consecutive possessions with a jumper and a 3-pointer. Slawson scored just before the second media timeout to pull the South Carolina within one at 14-15.

The Gamecocks took their first lead of the game at 16-15 on a Carrera basket with 10:06 on the clock.

Young scored in transition for the Razorbacks to briefly reclaim the upperhand, but Slawson split a pair of shots from the free throw line to tie the game. Jackson hit just the fifth 3 of his career to break the tie and Richardson drained one on the next possession to give South Carolina a six-point cushion.

Ellington and Richardson scored the next 10 points for the Gamecocks, each with a two-point bucket and a 3 to stretch the lead to 14 at 33-19.

Ellington added another 3-pointer and Smith hit 3 as the shot clock was expiring to give the Gamecocks their largest lead of the half at 19.

Both of the teams scored in the final six seconds of the half, Ellington with a layup for the Gamecocks and Powell dunked the ball as the buzzer went off to end the period.

In the final 15:39 of the first half, the Gamecocks outscored the Razorbacks 40-11 for a 43-26 lead. South Carolina was bolstered by 7-of-10 three point shooting. The Gamecocks were 17-of-29 (58.6%) from the field for the half. Richardson scored 13 first-half points, including three shots from behind the arc.

Out of the break, South Carolina stretched their 15-point lead to 19 just 2:41 into the second half. Richardson hit Carrera on a break for a thunderous dunk to give the Gamecocks their first 20-point advantage at 52-32 with 14:19 to go in the game.

Arkansas tried to crawl back into the game, getting as close as 12 on a Powell dunk with 10:37 on the clock, but they would get no closer as the Gamecocks scored the next nine points.

With 5:07 to go, Chatkevicius added a basket to give the Gamecocks their largest lead of the game at 71-46. At the final media timeout of the game, the Gamecocks led 71-50 and the home team cruised to the 75-54 win.

**GAME 19**



Official Basketball Box Score - Game Totals - Final Statistics  
Arkansas vs South Carolina  
12/27/13 1:47 p.m. ET at Columbia, S.C. (Colonial Life Arena)

Arkansas 54 • 12-7, 3-3 SEC

| #             | Player             | Total |       | 3-Ptr |       | Rebounds |     | PF | TP | A  | TO | Bk | Stl | Min |     |
|---------------|--------------------|-------|-------|-------|-------|----------|-----|----|----|----|----|----|-----|-----|-----|
|               |                    | FG    | FGA   | FG    | FGA   | FT       | FTA |    |    |    |    |    |     |     | Off |
| 21            | MICKELSON, Hunter  | F     | 2-5   | 0-0   | 0-0   | 1        | 1   | 2  | 2  | 4  | 0  | 1  | 0   | 2   | 16  |
| 33            | POWELL, Marshawn   | F     | 9-14  | 1-1   | 3-5   | 6        | 7   | 13 | 1  | 22 | 0  | 1  | 3   | 1   | 37  |
| 09            | SCOTT, Rickey      | G     | 3-9   | 1-2   | 2-3   | 0        | 0   | 0  | 2  | 9  | 1  | 0  | 0   | 1   | 20  |
| 11            | YOUNG, BJ          | G     | 3-12  | 0-2   | 1-1   | 1        | 1   | 2  | 2  | 7  | 4  | 2  | 0   | 1   | 27  |
| 12            | GUILLEY, Fred      | G     | 1-3   | 0-1   | 1-2   | 1        | 1   | 2  | 3  | 3  | 4  | 1  | 0   | 2   | 28  |
| 01            | WADE, Marquas      | F     | 0-6   | 0-4   | 2-2   | 1        | 0   | 1  | 3  | 2  | 1  | 2  | 1   | 1   | 16  |
| 04            | CLARKE, Coty       | F     | 3-4   | 0-0   | 1-2   | 2        | 2   | 4  | 3  | 7  | 2  | 1  | 1   | 1   | 19  |
| 09            | BELL, Anthlon      | F     | 0-4   | 0-4   | 0-0   | 0        | 0   | 0  | 0  | 0  | 0  | 0  | 0   | 0   | 12  |
| 20            | HAYDAR, Kido       | F     | 0-2   | 0-2   | 0-0   | 0        | 0   | 0  | 3  | 0  | 0  | 0  | 0   | 1   | 13  |
| 22            | WILLIAMS, Jacorey  | F     | 0-0   | 0-0   | 0-0   | 0        | 0   | 0  | 0  | 0  | 0  | 0  | 0   | 0   | 4   |
| 23            | WAGNER, DeQuanvius | F     | 0-0   | 0-0   | 0-0   | 0        | 0   | 0  | 0  | 0  | 0  | 0  | 0   | 0   | 4   |
| 24            | QUALLS, Michael    | F     | 0-2   | 0-0   | 0-0   | 0        | 2   | 0  | 0  | 0  | 1  | 0  | 0   | 0   | 4   |
|               | Team               |       |       |       |       | 0        | 0   | 0  |    |    |    |    |     |     |     |
| <b>Totals</b> |                    |       | 21-61 | 2-16  | 10-15 | 12       | 14  | 26 | 19 | 54 | 13 | 9  | 5   | 10  | 200 |

|                 |      |       |           |       |       |       |       |       |          |  |
|-----------------|------|-------|-----------|-------|-------|-------|-------|-------|----------|--|
| FG % 1st Half:  | 9-25 | 36.0% | 2nd half: | 12-36 | 33.3% | Game: | 21-61 | 34.4% | Double   |  |
| 3FG % 1st Half: | 2-7  | 28.6% | 2nd half: | 0-9   | 0.0%  | Game: | 2-16  | 12.5% | Rebounds |  |
| FT % 1st Half:  | 6-8  | 75.0% | 2nd half: | 4-7   | 57.1% | Game: | 10-15 | 66.7% | 4        |  |

South Carolina 75 • 12-7, 2-4 SEC

| #             | Player             | Total |       | 3-Ptr |      | Rebounds |     | PF | TP | A  | TO | Bk | Stl | Min |     |
|---------------|--------------------|-------|-------|-------|------|----------|-----|----|----|----|----|----|-----|-----|-----|
|               |                    | FG    | FGA   | FG    | FGA  | FT       | FTA |    |    |    |    |    |     |     | Off |
| 14            | CHATKEVICIUS, L.   | F     | 3-5   | 0-0   | 2-3  | 2        | 5   | 7  | 1  | 8  | 0  | 3  | 1   | 0   | 12  |
| 24            | CARRERA, Michael   | F     | 3-7   | 0-1   | 2-4  | 3        | 2   | 5  | 2  | 8  | 0  | 3  | 0   | 0   | 23  |
| 30            | JACKSON, Lakeem    | F     | 4-4   | 1-1   | 7-6  | 0        | 3   | 3  | 1  | 11 | 3  | 1  | 2   | 1   | 28  |
| 05            | SMITH, Eric        | G     | 3-6   | 1-2   | 0-0  | 0        | 0   | 0  | 1  | 7  | 3  | 1  | 0   | 0   | 27  |
| 22            | ELLINGTON, Bruce   | G     | 6-8   | 2-2   | 0-1  | 1        | 3   | 4  | 1  | 14 | 4  | 3  | 0   | 1   | 33  |
| 01            | WILLIAMS, Brenton  | F     | 0-4   | 0-1   | 0-0  | 1        | 2   | 3  | 1  | 0  | 1  | 1  | 0   | 0   | 15  |
| 02            | RICHARDSON, Brian  | F     | 8-13  | 3-5   | 1-1  | 1        | 5   | 6  | 1  | 20 | 2  | 1  | 0   | 0   | 24  |
| 25            | KACINAS, Mindaugas | F     | 2-3   | 0-0   | 0-0  | 1        | 4   | 5  | 1  | 4  | 2  | 3  | 1   | 0   | 24  |
| 32            | LEONARD, Damien    | F     | 0-0   | 0-0   | 0-0  | 0        | 0   | 0  | 0  | 0  | 0  | 0  | 0   | 0   | 1   |
| 33            | SLAWSON, RJ        | F     | 1-2   | 0-0   | 1-2  | 2        | 1   | 3  | 4  | 3  | 2  | 1  | 1   | 0   | 13  |
|               | Team               |       |       |       |      | 2        | 4   | 6  |    |    |    |    |     |     |     |
| <b>Totals</b> |                    |       | 30-52 | 7-12  | 8-17 | 13       | 29  | 42 | 13 | 75 | 17 | 18 | 5   | 2   | 200 |

|                 |       |       |           |       |       |       |       |       |          |  |
|-----------------|-------|-------|-----------|-------|-------|-------|-------|-------|----------|--|
| FG % 1st Half:  | 17-29 | 58.6% | 2nd half: | 13-23 | 56.5% | Game: | 30-52 | 57.7% | Double   |  |
| 3FG % 1st Half: | 7-10  | 70.0% | 2nd half: | 0-2   | 0.0%  | Game: | 7-12  | 58.3% | Rebounds |  |
| FT % 1st Half:  | 2-6   | 33.3% | 2nd half: | 6-11  | 54.5% | Game: | 8-17  | 47.1% | 4        |  |

Officials: Tony Greene, John Hartman, Lamar Simpson  
Technical fouls: Arkansas=None, South Carolina=None.  
Attendance: 10976

| Score by periods | 1st    | 2nd    | Total  | In    | Off | 2nd    | Fast  |
|------------------|--------|--------|--------|-------|-----|--------|-------|
|                  | Points | Points | Points | Paint | TCO | Chance | Break |
| Arkansas         | 26     | 28     | 54     | 26    | 11  | 14     | 3     |
| South Carolina   | 43     | 32     | 75     | 40    | 14  | 15     | 18    |
|                  |        |        |        |       |     |        | 27    |

Last FG - AR 2nd-09:00, SC 2nd-09:33  
Largest lead - AR by 12 1st-35:39, SC by 25 2nd-06:07  
Score tied - 1 time.  
Lead changed - 8 times.

# ROSTER BREAKDOWN

## RETURNING STARTERS (3)

Michael Carrera  
 Brian Steele  
 Bruce Ellington  
*\*based on final game of 2012-13 season*

## RETURNING LETTERWINNERS (7)

Michael Carrera  
 Laimonas Chatkevicius  
 Austin Constable  
 Bruce Ellington  
 Mindaugas Kacinas  
 Brian Steele  
 Brenton Williams

## GUARDS (8)

Austin Constable  
 Bruce Ellington  
 Tyrone Johnson  
 Justin McKie  
 Duane Notice  
 Jaylen Shaw  
 Sindarius Thornwell  
 Brenton Williams

## FORWARDS (8)

Michael Carrera  
 Laimonas Chatkevicius  
 Carlton Geathers  
 Demetrius Henry  
 Mindaugas Kacinas  
 Desmond Ringer  
 Brian Steele  
 Reggie Theus Jr.

## BY HEIGHT

Bruce Ellington, 5-9  
 Austin Constable, 5-11  
 Brenton Williams, 5-11  
 Jaylen Shaw, 6-0  
 Duane Notice, 6-2  
 Tyrone Johnson, 6-3  
 Justin McKie, 6-4  
 Michael Carrera, 6-5  
 Brian Steele, 6-5  
 Sindarius Thornwell, 6-5  
 Reggie Theus Jr., 6-6  
 Mindaugas Kacinas, 6-7  
 Demetrius Henry, 6-9  
 Desmond Ringer, 6-9  
 Carlton Geathers, 6-10  
 Laimonas Chatkevicius, 6-11

## PRONUNCIATION

Justin MACK-ee  
 Lie-MOAN-us Ha-KEVA-chus  
 Min-DAWG-us Kye-chin-iss

# 2013-14 SOUTH CAROLINA ROSTER

## ALPHABETICAL

| No. | Name                  | Pos. | Ht.  | Wt. | Cl.   | Exp. | Hometown/High/Last School                                |
|-----|-----------------------|------|------|-----|-------|------|--|
| 24  | Michael Carrera       | F    | 6-5  | 214 | SO    | 1VL  | Anzoategui, Venezuela/Montrose Christian School          |
| 14  | Laimonas Chatkevicius | F    | 6-11 | 250 | SO    | 1VL  | Klaipeda, Lithuania/South Kent School                    |
| 12  | Austin Constable      | G    | 5-11 | 180 | SO    | 1VL  | West Chester, Pa./Henderson                              |
| 23  | Bruce Ellington       | G    | 5-9  | 196 | SR    | 3VL  | Moncks Corner, S.C./Berkeley                             |
| 45  | Carlton Geathers      | F    | 6-10 | 255 | RS JR | 1VL  | Georgetown, S.C./Carvers Bay                             |
| 21  | Demetrius Henry       | F/C  | 6-9  | 215 | FR    | HS   | Miami, Fla./Faith Baptist Christian School               |
| 4   | Tyrone Johnson        | G    | 6-3  | 194 | JR    | 1VL  | Plainfield, N.J./Montrose Christian School/Villanova     |
| 25  | Mindaugas Kacinas     | F    | 6-7  | 210 | SO    | 1VL  | Klaipeda, Lithuania/Word of Life Fire Traditional School |
| 20  | Justin McKie          | G    | 6-4  | 195 | FR    | HS   | Columbia, S.C./Irmo                                      |
| 10  | Duane Notice          | G    | 6-2  | 221 | FR    | HS   | Woodbridge, Canada/St. Thomas More (Oakdale, Conn.)      |
| 32  | Desmond Ringer        | F/C  | 6-9  | 255 | FR    | HS   | McDonough, Ga./Eagle's Landing                           |
| 5   | Jaylen Shaw           | G    | 6-0  | 182 | FR    | HS   | Hartsville, S.C./Hartsville                              |
| 35  | Brian Steele          | F    | 6-5  | 200 | SO    | 1VL  | Greenville, S.C./Wade Hampton School                     |
| 15  | Reggie Theus Jr.      | F    | 6-6  | 210 | FR    | HS   | Los Angeles, Calif./Fairfax                              |
| 0   | Sindarius Thornwell   | G    | 6-5  | 206 | FR    | HS   | Lancaster, S.C./Oak Hill Academy                         |
| 1   | Brenton Williams      | G    | 5-11 | 172 | SR    | 2VL  | Kissimmee, Fla./Osceola High School/Santa Fe College     |

## NUMERICAL

| No. | Name                  | Pos. | Ht.  | Wt. | Cl.   | Exp. | Hometown/High/Last School                                |
|-----|-----------------------|------|------|-----|-------|------|--|
| 0   | Sindarius Thornwell   | G    | 6-5  | 206 | FR    | HS   | Lancaster, S.C./Oak Hill Academy                         |
| 1   | Brenton Williams      | G    | 5-11 | 172 | SR    | 1VL  | Kissimmee, Fla./Osceola High School/Santa Fe College     |
| 4   | Tyrone Johnson        | G    | 6-3  | 194 | JR    | 1VL  | Plainfield, N.J./Montrose Christian School/Villanova     |
| 5   | Jaylen Shaw           | G    | 6-0  | 182 | FR    | HS   | Hartsville, S.C./Hartsville                              |
| 10  | Duane Notice          | G    | 6-2  | 221 | FR    | HS   | Woodbridge, Canada/St. Thomas More (Oakdale, Conn.)      |
| 12  | Austin Constable      | G    | 5-11 | 180 | SO    | HS   | West Chester, Pa./Henderson                              |
| 14  | Laimonas Chatkevicius | F    | 6-11 | 250 | SO    | HS   | Klaipeda, Lithuania/South Kent School                    |
| 15  | Reggie Theus Jr.      | F    | 6-6  | 210 | FR    | HS   | Los Angeles, Calif./Fairfax                              |
| 20  | Justin McKie          | G    | 6-4  | 195 | FR    | HS   | Columbia, S.C./Irmo                                      |
| 21  | Demetrius Henry       | F/C  | 6-9  | 215 | FR    | HS   | Miami, Fla./Faith Baptist Christian School               |
| 23  | Bruce Ellington       | G    | 5-9  | 196 | SR    | 2VL  | Moncks Corner, S.C./Berkeley                             |
| 24  | Michael Carrera       | F    | 6-5  | 214 | SO    | HS   | Anzoategui, Venezuela/Montrose Christian School          |
| 25  | Mindaugas Kacinas     | F    | 6-7  | 210 | SO    | HS   | Klaipeda, Lithuania/Word of Life Fire Traditional School |
| 32  | Desmond Ringer        | F/C  | 6-9  | 255 | FR    | HS   | McDonough, Ga./Eagle's Landing                           |
| 35  | Brian Steele          | F    | 6-5  | 200 | SO    | HS   | Greenville, S.C./Wade Hampton School                     |
| 45  | Carlton Geathers      | F    | 6-10 | 255 | RS JR | 1VL  | Georgetown, S.C./Carvers Bay                             |

**Head Coach:** Frank Martin (Florida International, '93)

**Associate Head Coach/Recruiting Coordinator:** Matt Figger (Eastern Kentucky, '95)

**Assistant Coach:** Perry Clark (Gettysburg, '74)

**Assistant Coach:** Lamont Evans (Kansas State, '09)

**Director of Basketball Operations:** Andy Assaley (Cincinnati, '96)

**Strength & Conditioning Coach:** Scott Greenawalt (Muskingum College, '98)

**Athletic Trainer:** Mark Rodger (Buffalo, '01)

**Graduate Student Manager/Student-Athlete Development:** Doug Edwards (Florida State, '07)

## TOP RETURNING...

|                          |                    |
|--------------------------|--------------------|
| Scorer .....             | Williams, 11.0 ppg |
| Rebounder .....          | Carrera, 7.2 rpg   |
| Assist Maker .....       | Ellington, 2.7 apg |
| FG Shooter .....         | Kacinas, 51.8%     |
| 3-Point FG Shooter ..... | Williams, 39.7%    |
| FT Shooter .....         | Williams, 84.2%    |
| Shot Blocker .....       | Carrera, 0.6 bpg   |
| Steal Maker .....        | Ellington, 1.3 spg |

## RADIO/TV SPOT CHART



**#0**

**SINDARIUS THORNWELL**  
Fr. - G - 6-5 - 206  
Lancaster, S.C.  
Oak Hill Academy



**#1**

**BRENTON WILLIAMS**  
Sr. - G - 5-11 - 172  
Kissimmee, Fla.  
Santa Fe College




**#4**

**TYRONE JOHNSON**  
Jr. - G - 6-3 - 194  
Plainfield, N.J.  
Montrose Christian/  
Villanova




**#5**

**JAYLEN SHAW**  
Fr. - G - 6-0 - 182  
Hartsville, S.C.  
Hartsville



**#10**

**DUANE NOTICE**  
Fr. - G - 6-2 - 221  
Woodbridge, Ontario  
St. Thomas More  
(Oakdale, Conn.)



**#12**

**AUSTIN CONSTABLE**  
So. - G - 5-11 - 180  
West Chester, Pa.  
Henderson



**#14**

**LAIMONAS CHATKEVICIUS**  
So. - F - 6-11 - 250  
Klaipeda, Lithuania  
South Kent School  
(South Kent, Conn.)



**#15**

**REGGIE THEUS JR.**  
Fr. - F - 6-6 - 210  
Los Angeles, Calif.  
Fairfax




**#20**

**JUSTIN MCKIE**  
Fr. - G - 6-4 - 195  
Columbia, S.C.  
Irmo



**#21**

**DEMETRIUS HENRY**  
Fr. - F - 6-9 - 215  
Miami, Fla.  
Faith Baptist Christian  
School



**#23**

**BRUCE ELLINGTON**  
Sr. - G - 5-9 - 196  
Moncks Corner, S.C.  
Berkeley




**#24**

**MICHAEL CARRERA**  
So. - F - 6-5 - 214  
Anzoategui, Venezuela  
Montrose Christian School




**#25**

**MINDAUGAS KACINAS**  
So. - F - 6-7 - 210  
Klaipeda, Lithuania  
Word of Life Fire  
Traditional School



**#32**

**DESMOND RINGER**  
Fr. - F - 6-9 - 255  
McDonough, Ga.  
Eagle's Landing



**#35**

**BRIAN STEELE**  
So. - F - 6-5 - 200  
Greenville, S.C.  
Wade Hampton School



**#45**


**CARLTON GEATHERS**  
R-Jr. - F - 6-10 - 255  
Georgetown, S.C.  
Carvers Bay



**FRANK MARTIN**  
Head Coach



**MATT FIGGER**  
Assoc. Head Coach/  
Recruiting Coordinator



**PERRY CLARK**  
Assistant Coach



**LAMONT EVANS**  
Assistant Coach



**ANDY ASSALEY**  
Director of Basketball  
Operations



**SCOTT GREENAWALT**  
Strength & Conditioning  
Coach



**MARK RODGER**  
Athletic Trainer



**DOUG EDWARDS**  
Student-Athlete  
Development



**EMILY FEENEY**  
Associate Director  
Media Relations



## GAMECOCKS RECORD WHEN ...

|  |      |
|--|------|
| At home  | 8-5  |
| On the road                                    | 0-9  |
| At neutral sites                               | 2-1  |
| In overtime                                    | 0-0  |
| vs. Top 25 team                                | 0-3  |
| vs. Top 10 team                                | 0-2  |
| vs. Top 3 team                                 | 0-0  |
| Leading at half                                | 8-5  |
| Trailing at half                               | 2-10 |
| Tied at half                                   | 0-0  |
| Shooting 50% or better                         | 5-0  |
| Shooting between 39-49%                        | 4-10 |
| Shooting less than 39%                         | 1-5  |
| Opp. shooting 50% or better                    | 0-7  |
| Opp. shooting between 39-49%                   | 6-6  |
| Opp. shooting less than 39%                    | 4-2  |
| Shooting better than opp.                      | 9-2  |
| Shooting worse than/equal to opp.              | 1-13 |
| Starters out-score opp. starters               | 6-4  |
| Opp. starters score/equal more                 | 4-11 |
| Bench out-scores opp. bench                    | 7-6  |
| Opp. bench scores/equals more                  | 3-9  |
| Having more FTs than opp.                      | 5-3  |
| Having equal/less FTs than opp.                | 5-12 |
| Have more TOs than opp.                        | 2-9  |
| Having equal/less TOs than opp.                | 8-7  |
| Having more rebounds than opp.                 | 9-7  |
| Having equal/less rebounds than opp.           | 1-8  |
| Making 6 or more 3FGs                          | 6-7  |
| Having 15 or more assists                      | 3-5  |
| Having less than 15 assists                    | 7-10 |
| Score more points in paint than opp.           | 9-7  |
| Scoring equal/less points in paint than opp.   | 1-8  |
| Scoring more points off TOs than opp.          | 7-4  |
| Scoring equal/less points off TOs than opp.    | 3-11 |
| Scoring more 2nd-chance points than opp.       | 8-5  |
| Scoring equal/less 2nd-chance points than opp. | 2-11 |
| Scoring more fast break points than opp.       | 6-3  |
| Scoring equal/less fast break points than opp. | 4-12 |
| Wearing White uniforms                         | 9-4  |
| Wearing Garnet uniforms                        | 1-4  |
| Wearing Black uniforms                         | 0-7  |
| Wearing Gray uniforms                          | 0-0  |
| Playing on live TV                             | 8-12 |
| Playing in November                            | 2-2  |
| Playing in December                            | 4-4  |
| Playing in January                             | 2-6  |
| Playing in February                            | 2-3  |
| Playing in March                               | 0-0  |
| Playing a day-game                             | 6-8  |
| Playing a night-game                           | 4-7  |
| Playing on Sunday                              | 2-1  |
| Playing on a Monday                            | 1-1  |
| Playing on a Tuesday                           | 0-2  |
| Playing on a Wednesday                         | 2-4  |
| Playing on a Thursday                          | 1-1  |
| Playing on a Friday                            | 1-1  |
| Playing on a Saturday                          | 3-5  |
| Scoring margin is 5 points or less             | 1-5  |
| Margin is between 6-10                         | 4-3  |
| Margin is between 11-20                        | 1-4  |
| Margin is more than 20                         | 4-3  |
| Scoring 59 points or less                      | 0-5  |
| Scoring 60-69 points                           | 3-5  |
| Scoring 70-79 points                           | 2-4  |
| Scoring 80-89 points                           | 4-0  |
| Scoring 90-99 points                           | 1-0  |
| Scoring 100+ points                            | 0-0  |

## MISCELLANEOUS

|                      |    |
|----------------------|----|
| Current streak       | W2 |
| Home court streak    | W2 |
| Away streak          | L9 |
| Neutral court streak | W1 |

## 2013-14 SUPERLATIVES

(tied for team lead also included)

| Scoring Leaders     | '13-14 | Career |
|---------------------|--------|--------|
| Tyrone Johnson      | 5*     | 5*     |
| Sindarius Thornwell | 9      | 9      |
| Mindaugas Kacinas   | 1      | 1      |
| Jaylen Shaw         | 1      | 1      |
| Brenton Williams    | 8      | 18     |
| Duane Notice        | 2      | 2      |

| Rebounding Leaders    | '13-14 | Career |
|-----------------------|--------|--------|
| Mindaugas Kacinas     | 7      | 10     |
| Michael Carrera       | 10     | 23     |
| Sindarius Thornwell   | 3      | 3      |
| Demetrius Henry       | 2      | 2      |
| Laimonas Chatkevicius | 2      | 5      |
| Duane Notice          | 1      | 1      |
| Tyrone Johnson        | 2*     | 2*     |
| Desmond Ringer        | 3      | 3      |

| Assists Leaders     | '13-14 | Career |
|---------------------|--------|--------|
| Duane Notice        | 12     | 12     |
| Tyrone Johnson      | 10*    | 10*    |
| Jaylen Shaw         | 1      | 1      |
| Sindarius Thornwell | 11     | 11     |
| Brenton Williams    | 1      | 3      |

| Blocks Leaders        | '13-14 | Career |
|-----------------------|--------|--------|
| Michael Carrera       | 10     | 19     |
| Sindarius Thornwell   | 5      | 5      |
| Mindaugas Kacinas     | 5      | 11     |
| Demetrius Henry       | 10     | 10     |
| Laimonas Chatkevicius | 7      | 12     |
| Bruce Ellington       | 1      | 3      |
| Desmond Ringer        | 3      | 3      |
| Duane Notice          | 1      | 1      |
| Mindaugas Kacinas     | 2      | 2      |

| Steals Leaders        | '13-14 | Career |
|-----------------------|--------|--------|
| Michael Carrera       | 9      | 12     |
| Sindarius Thornwell   | 8      | 8      |
| Brenton Williams      | 7      | 18     |
| Mindaugas Kacinas     | 7      | 10     |
| Bruce Ellington       | 2      | 26     |
| Demetrius Henry       | 3      | 3      |
| Reggie Theus Jr.      | 1      | 1      |
| Tyrone Johnson        | 2*     | 2*     |
| Duane Notice          | 3      | 3      |
| Austin Constable      | 1      | 1      |
| Justin McKie          | 1      | 1      |
| Jaylen Shaw           | 1      | 1      |
| Laimonas Chatkevicius | 1      | 1      |

| Double-Figure Scoring | '13-14 | Career |
|-----------------------|--------|--------|
| Tyrone Johnson        | 11*    | 11*    |
| Sindarius Thornwell   | 16     | 16     |
| Brenton Williams      | 17     | 40     |
| Michael Carrera       | 3      | 15     |
| Mindaugas Kacinas     | 3      | 8      |
| Demetrius Henry       | 3      | 3      |
| Jaylen Shaw           | 2      | 2      |
| Duane Notice          | 10     | 10     |
| Laimonas Chatkevicius | 3      | 5      |

| 20+ points          | '13-14 | Career |
|---------------------|--------|--------|
| Sindarius Thornwell | 6      | 6      |
| Brenton Williams    | 4      | 7      |

| 30+ points       | '13-14 | Career |
|------------------|--------|--------|
| Brenton Williams | 1      | 2      |

| Double-Figure Rebounding | '13-14 | Career |
|--------------------------|--------|--------|
| Mindaugas Kacinas        | 2      | 5      |
| Demetrius Henry          | 1      | 1      |
| Sindarius Thornwell      | 1      | 1      |
| Michael Carrera          | 2      | 8      |

| 5+ assists          | '13-14 | Career |
|---------------------|--------|--------|
| Tyrone Johnson      | 3*     | 3*     |
| Jaylen Shaw         | 1      | 1      |
| Duane Notice        | 5      | 5      |
| Sindarius Thornwell | 3      | 3      |

| 3+ steals           | '13-14 | Career |
|---------------------|--------|--------|
| Sindarius Thornwell | 4      | 4      |
| Brenton Williams    | 3      | 7      |
| Michael Carrera     | 3      | 4      |

| 2+ blocks             | '13-14 | Career |
|-----------------------|--------|--------|
| Mindaugas Kacinas     | 4      | 9      |
| Michael Carrera       | 8      | 13     |
| Sindarius Thornwell   | 3      | 3      |
| Demetrius Henry       | 6      | 6      |
| Desmond Ringer        | 1      | 1      |
| Laimonas Chatkevicius | 4      | 9      |

| Double-Doubles      | '13-14 | Career |
|---------------------|--------|--------|
| Mindaugas Kacinas   | 1      | 2      |
| Demetrius Henry     | 1      | 1      |
| Sindarius Thornwell | 1      | 1      |
| Michael Carrera     | 1      | 6      |

| Clutch Free Throws (under 5 min/OT) | '13-14 | Career |
|-------------------------------------|--------|--------|
| Demetrius Henry                     | 1-5    | .200   |
| Sindarius Thornwell                 | 16-20  | .800   |
| Tyrone Johnson                      | 19-26  | .730   |
| Desmond Ringer                      | 2-7    | .285   |
| Duane Notice                        | 6-8    | .750   |
| Reggie Theus Jr.                    | 2-6    | .333   |
| Brenton Williams                    | 21-22  | .955   |
| Michael Carrera                     | 11-17  | .647   |
| Bruce Ellington                     | 2-2    | 1.000  |
| Mindaugas Kacinas                   | 6-9    | .667   |
| Justin McKie                        | 2-4    | .500   |
| Jaylen Shaw                         | 3-3    | 1.000  |
| Brian Steele                        | 0-2    | .000   |
| Totals                              | 91-131 | .695   |

\* indicates at South Carolina

## Miscellaneous

|                              |  |
|------------------------------|--|
| Largest Halftime Lead        |  |
| SC                           | 22, vs. Longwood (Nov. 9, 2013)            |
| Opp                          | 24, Oklahoma State (Dec. 6, 2013)          |
| Smallest Halftime Lead       |  |
| SC                           | 1, 3x, last vs. Vanderbilt (Feb. 13, 2014) |
| Opp                          | 2, LSU (Jan. 11, 2014)                     |
| Fewest Points In First Half  |  |
| SC                           | 15, vs. Oklahoma State (Dec. 6, 2013)      |
| Opp                          | 15, Longwood (Nov. 9, 2013)                |
| Most Points In First Half    |  |
| SC                           | 44, vs. SC State (Jan. 3, 2014)            |
| Opp                          | 45, 2x, last at Georgia (Jan. 22, 2014)    |
| Most Points In Second Half   |  |
| SC                           | 56, vs. Marshall (Dec. 30, 2013)           |
| Opp                          | 52, at Georgia (Jan. 22, 2014)             |
| Fewest Points In Second Half |  |
| SC                           | 25, at Baylor (Nov. 12, 2013)              |
| Opp                          | 21, vs. Akron (Dec. 28, 2013)              |
| Most Points in Overtime      |  |
| SC                           | -  |
| Opp                          | -  |
| Largest Margin of Victory    |  |
| SC                           | 38, vs. Longwood (Nov. 9, 2013)            |
| Opp                          | 27, Oklahoma State (Dec. 6, 2013)          |
| Smallest Margin of Victory   |  |
| SC                           | 1, vs. Alabama (Feb. 15, 2014)             |
| Opp                          | 1, Ole Miss (Jan. 18, 2014)                |

## 2013-14 GAME BY GAME COMPARISON

|                | Date          | Result   | FG-A  | Pct  | 3FG-A | Pct  | FT-A  | Pct  | O-D-Total | PF | Pts | A  | TO | Blk | Stl | Min | Half |
|----------------|---------------|----------|-------|------|-------|------|-------|------|-----------|----|-----|----|----|-----|-----|-----|------|
| Longwood       |               |          | 13-57 | .228 | 4-22  | .182 | 14-22 | .636 | 9-18-27   | 19 | 44  | 7  | 13 | 0   | 9   | 200 | 15   |
| South Carolina | Nov. 9, 2013  | W, 82-44 | 28-57 | .491 | 6-20  | .300 | 20-24 | .833 | 12-38-50  | 18 | 82  | 13 | 15 | 8   | 5   | 200 | 37   |
| Baylor         |               |          | 19-50 | .380 | 6-17  | .353 | 22-41 | .537 | 18-28-46  | 26 | 66  | 12 | 15 | 6   | 4   | 200 | 38   |
| South Carolina | Nov. 12, 2013 | L, 64-66 | 18-50 | .360 | 3-8   | .375 | 25-36 | .694 | 11-24-35  | 29 | 64  | 14 | 8  | 4   | 9   | 200 | 39   |
| Clemson        |               |          | 21-48 | .438 | 5-14  | .357 | 24-26 | .923 | 7-26-33   | 20 | 71  | 14 | 12 | 12  | 8   | 200 | 35   |
| South Carolina | Nov. 17, 2013 | L, 57-71 | 23-65 | .354 | 1-10  | .110 | 10-18 | .556 | 21-20-41  | 21 | 57  | 7  | 13 | 2   | 6   | 200 | 26   |
| FIU            |               |          | 24-50 | .480 | 6-16  | .375 | 18-21 | .857 | 7-20-27   | 18 | 72  | 13 | 16 | 3   | 9   | 200 | 42   |
| South Carolina | Nov. 24, 2013 | W, 84-72 | 30-59 | .508 | 8-19  | .421 | 16-21 | .762 | 12-19-31  | 15 | 84  | 19 | 13 | 3   | 5   | 200 | 39   |
| Oklahoma State |               |          | 25-56 | .446 | 5-22  | .227 | 24-32 | .750 | 14-18-32  | 17 | 79  | 13 | 7  | 4   | 10  | 200 | 39   |
| South Carolina | Dec. 6, 2013  | L, 52-79 | 16-45 | .356 | 6-11  | .545 | 14-22 | .636 | 14-22-36  | 26 | 52  | 10 | 24 | 4   | 3   | 200 | 15   |
| Manhattan      |               |          | 23-49 | .469 | 6-13  | .462 | 34-39 | .872 | 12-21-33  | 30 | 86  | 13 | 16 | 9   | 11  | 200 | 45   |
| South Carolina | Dec. 17, 2013 | L, 68-86 | 22-52 | .423 | 2-7   | .286 | 22-38 | .579 | 12-15-27  | 23 | 68  | 15 | 16 | 3   | 3   | 200 | 34   |
| USC Upstate    |               |          | 24-56 | .429 | 6-21  | .286 | 20-35 | .571 | 13-32-45  | 17 | 74  | 17 | 14 | 5   | 8   | 200 | 33   |
| South Carolina | Dec. 19, 2013 | L, 68-74 | 23-69 | .333 | 8-29  | .276 | 14-20 | .700 | 17-28-45  | 24 | 68  | 15 | 12 | 5   | 9   | 200 | 37   |
| Saint Mary's   |               |          | 22-54 | .407 | 7-19  | .368 | 20-25 | .800 | 13-14-27  | 20 | 71  | 11 | 11 | 2   | 3   | 200 | 27   |
| South Carolina | Dec. 22, 2013 | W, 78-71 | 28-48 | .583 | 4-7   | .571 | 18-29 | .621 | 11-21-32  | 24 | 78  | 12 | 11 | 3   | 6   | 200 | 33   |
| Boise State    |               |          | 29-54 | .537 | 9-22  | .409 | 13-19 | .684 | 7-21-28   | 22 | 80  | 16 | 9  | 3   | 7   | 200 | 43   |
| South Carolina | Dec. 23, 2013 | L, 54-80 | 19-51 | .373 | 4-16  | .250 | 12-18 | .667 | 9-21-30   | 18 | 54  | 6  | 18 | 4   | 3   | 200 | 28   |
| Akron          |               |          | 22-58 | .379 | 5-17  | .294 | 10-19 | .526 | 16-19-35  | 19 | 59  | 10 | 16 | 8   | 5   | 200 | 31   |
| South Carolina | Dec. 25, 2013 | W, 69-59 | 25-60 | .417 | 2-9   | .222 | 17-21 | .810 | 15-23-38  | 21 | 69  | 12 | 10 | 3   | 6   | 200 | 25   |
| Akron          |               |          | 13-40 | .325 | 4-16  | .250 | 15-23 | .652 | 9-18-27   | 23 | 45  | 6  | 21 | 3   | 4   | 200 | 24   |
| South Carolina | Dec. 28, 2013 | W, 78-45 | 28-63 | .444 | 8-15  | .533 | 14-19 | .737 | 17-17-34  | 19 | 78  | 20 | 7  | 5   | 6   | 200 | 30   |
| Marshall       |               |          | 17-45 | .378 | 1-14  | .071 | 30-47 | .638 | 9-18-27   | 26 | 65  | 9  | 16 | 6   | 2   | 200 | 31   |
| South Carolina | Dec. 30, 2013 | W, 92-65 | 34-66 | .515 | 6-12  | .500 | 18-26 | .692 | 18-26-44  | 32 | 92  | 19 | 11 | 4   | 7   | 200 | 36   |
| SC State       |               |          | 29-65 | .446 | 5-20  | .250 | 12-18 | .667 | 17-18-35  | 27 | 75  | 14 | 10 | 5   | 7   | 200 | 33   |
| South Carolina | Jan. 3, 2014  | W, 82-75 | 25-50 | .500 | 7-15  | .467 | 25-35 | .714 | 11-20-31  | 16 | 82  | 13 | 13 | 4   | 4   | 200 | 44   |
| Florida        |               |          | 26-45 | .578 | 5-19  | .263 | 17-24 | .708 | 5-20-25   | 19 | 74  | 16 | 15 | 4   | 10  | 200 | 34   |
| South Carolina | Jan. 8, 2014  | L, 58-74 | 18-41 | .439 | 5-10  | .500 | 17-26 | .654 | 9-19-28   | 20 | 58  | 9  | 21 | 1   | 7   | 200 | 21   |
| LSU            |               |          | 22-56 | .393 | 5-18  | .278 | 22-35 | .629 | 16-26-42  | 24 | 71  | 13 | 19 | 4   | 14  | 200 | 32   |
| South Carolina | Jan. 11, 2014 | L, 68-71 | 20-48 | .417 | 4-11  | .364 | 24-34 | .706 | 7-25-32   | 28 | 68  | 10 | 19 | 4   | 9   | 200 | 30   |
| Texas A&M      |               |          | 22-40 | .550 | 7-16  | .438 | 24-41 | .585 | 6-19-25   | 20 | 75  | 14 | 11 | 3   | 6   | 200 | 38   |
| South Carolina | Jan. 15, 2014 | L, 67-75 | 23-49 | .469 | 5-18  | .278 | 16-22 | .727 | 12-21-33  | 31 | 67  | 15 | 17 | 2   | 9   | 200 | 39   |
| Ole Miss       |               |          | 21-49 | .429 | 5-21  | .238 | 28-37 | .757 | 8-23-31   | 27 | 75  | 9  | 20 | 10  | 12  | 200 | 27   |
| South Carolina | Jan. 18, 2014 | L, 74-75 | 22-60 | .367 | 6-21  | .286 | 24-36 | .667 | 18-22-40  | 29 | 74  | 15 | 21 | 5   | 9   | 200 | 37   |
| Georgia        |               |          | 27-49 | .551 | 10-18 | .556 | 33-50 | .660 | 13-26-39  | 26 | 97  | 21 | 14 | 2   | 6   | 200 | 45   |
| South Carolina | Jan. 22, 2014 | L, 76-97 | 22-48 | .458 | 8-14  | .571 | 24-36 | .667 | 8-19-27   | 33 | 76  | 8  | 15 | 4   | 9   | 200 | 34   |
| Missouri       |               |          | 26-48 | .542 | 8-17  | .471 | 22-33 | .667 | 8-25-33   | 17 | 82  | 18 | 11 | 3   | 2   | 200 | 38   |
| South Carolina | Jan. 25, 2014 | L, 74-82 | 23-59 | .390 | 10-26 | .385 | 18-22 | .818 | 13-19-32  | 29 | 74  | 12 | 11 | 2   | 5   | 200 | 22   |
| Texas A&M      |               |          | 16-45 | .356 | 4-16  | .250 | 16-29 | .552 | 11-14-25  | 23 | 52  | 11 | 18 | 2   | 10  | 200 | 21   |
| South Carolina | Jan. 29, 2014 | W, 80-52 | 24-46 | .522 | 6-15  | .400 | 26-32 | .750 | 10-23-33  | 19 | 80  | 11 | 15 | 7   | 11  | 200 | 41   |
| Ole Miss       |               |          | 26-59 | .441 | 6-19  | .316 | 17-24 | .708 | 11-17-28  | 21 | 75  | 13 | 9  | 5   | 6   | 200 | 40   |
| South Carolina | Feb. 1, 2014  | L, 71-75 | 23-49 | .469 | 7-15  | .467 | 18-27 | .667 | 12-26-38  | 21 | 71  | 13 | 18 | 6   | 3   | 200 | 35   |
| Auburn         |               |          | 29-55 | .527 | 5-16  | .313 | 16-20 | .800 | 11-21-32  | 20 | 79  | 16 | 14 | 3   | 8   | 200 | 38   |
| South Carolina | Feb. 5, 2014  | L, 74-79 | 27-61 | .443 | 7-17  | .412 | 13-22 | .591 | 16-15-31  | 17 | 74  | 17 | 12 | 3   | 5   | 200 | 35   |
| Tennessee      |               |          | 28-53 | .528 | 7-16  | .333 | 9-16  | .556 | 12-24-36  | 14 | 72  | 15 | 13 | 5   | 10  | 200 | 45   |
| South Carolina | Feb. 8, 2014  | L, 53-72 | 20-56 | .357 | 3-14  | .214 | 10-13 | .769 | 14-17-31  | 17 | 53  | 8  | 14 | 4   | 9   | 200 | 22   |
| Vanderbilt     |               |          | 21-48 | .438 | 3-15  | .200 | 14-23 | .609 | 12-19-31  | 18 | 59  | 9  | 12 | 8   | 5   | 200 | 27   |
| South Carolina | Feb. 13, 2014 | W, 65-59 | 24-64 | .375 | 4-13  | .308 | 13-21 | .619 | 26-19-45  | 22 | 65  | 11 | 11 | 6   | 8   | 200 | 28   |
| Arkansas       |               |          | 18-43 | .419 | 7-15  | .467 | 23-31 | .742 | 7-18-25   | 20 | 66  | 11 | 10 | 5   | 7   | 200 | 19   |
| South Carolina | Feb. 15, 2014 | W, 67-66 | 23-47 | .489 | 5-13  | .385 | 16-20 | .800 | 8-19-27   | 23 | 67  | 13 | 13 | 5   | 4   | 200 | 28   |

**2013-14 RESULTS: OVERALL, 10-15; HOME, 8-5; AWAY, 0-9; NEUTRAL, 2-1; SEC, 3-9**

| DATE    | OPPONENT              | W/L | SCORE | RECORD (SEC) | POINTS                | REBOUNDS                     | ASSISTS               | BLOCKS                      | STEALS                       | ATTENDANCE    |
|---------|-----------------------|-----|-------|--------------|-----------------------|------------------------------|-----------------------|-----------------------------|------------------------------|---------------|
| Nov. 9  | Longwood              | W   | 82-44 | 1-0 (0-0)    | Johnson (18)          | Kacinas (14)                 | Notice (4)            | 3 with 2                    | Carrera (2)                  | 8,536 (paid)  |
| Nov. 12 | at No. 23/25 Baylor   | L   | 64-66 | 1-1 (0-0)    | Thornwell (20)        | Carrera (7)                  | Johnson (8)           | Henry (2)                   | Thornwell (3)                | 5,706         |
| Nov. 17 | at Clemson            | L   | 71-57 | 1-2 (0-0)    | Kacinas (13)          | Kacinas (12)                 | Johnson/Notice (2)    | Henry/Chatkevicius (1)      | Thornwell/Carrera (2)        | 7,283         |
| Nov. 24 | FIU                   | W   | 84-72 | 2-2 (0-0)    | Johnson (18)          | Kacinas (9)                  | Johnson (7)           | Carrera (2)                 | Williams (2)                 | 9,869 (paid)  |
| Dec. 6  | at No. 9/11 Okla. St. | L   | 79-52 | 2-3 (0-0)    | Shaw (13)             | Carrera (7)                  | Johnson/Shaw (3)      | Henry (2)                   | 3 with 1                     | 13,611        |
| Dec. 17 | Manhattan             | L   | 86-68 | 2-4 (0-0)    | Thornwell (17)        | Thornwell/Kacinas (5)        | Thornwell/Johnson (3) | 3 with 1                    | 3 with 1                     | 7,573 (paid)  |
| Dec. 19 | USC Upstate           | L   | 74-68 | 2-5 (0-0)    | Thornwell (19)        | Kacinas (9)                  | 3 with 3              | Ringer (2)                  | Ellington (2)                | 7,531 (paid)  |
| Dec. 22 | vs. Saint Mary's      | W   | 78-71 | 3-5 (0-0)    | Johnson (16)          | Henry (8)                    | 4 with 3              | 3 with 1                    | Henry (2)                    | 8,093         |
| Dec. 23 | vs. Boise State       | L   | 80-54 | 3-6 (0-0)    | Williams (14)         | Chatkevicius (6)             | Johnson (3)           | Henry/Chatkevicius (2)      | 3 with 1                     | 6,438         |
| Dec. 25 | vs. Akron             | W   | 69-59 | 4-6 (0-0)    | Notice (15)           | 4 with 5                     | Johnson (5)           | 3 with 1                    | Thornwell (2)                | 6,769         |
| Dec. 28 | Akron                 | W   | 78-45 | 5-6 (0-0)    | Williams (24)         | Carrera (7)                  | Notice (6)            | Kacinas (2)                 | Kacinas/Johnson (2)          | 7,802 (paid)  |
| Dec. 30 | Marshall              | W   | 92-65 | 6-6 (0-0)    | Johnson/Williams (18) | Ringer (7)                   | Notice (6)            | Carrera (4)                 | 7 with 1                     | 7,935 (paid)  |
| Jan. 3  | SC State              | W   | 82-75 | 7-6 (0-0)    | Williams (19)         | Henry (11)                   | Notice (8)            | Carrera (2)                 | 4 with 1                     | 7,357 (paid)  |
| Jan. 8  | at No. 10/11 Florida  | L   | 74-58 | 7-7 (0-1)    | Johnson (12)          | Johnson (6)                  | Notice (3)            | Kacinas (1)                 | Williams/Thornwell (3)       | 12,147        |
| Jan. 11 | LSU                   | L   | 71-68 | 7-8 (0-2)    | Thornwell (25)        | Thornwell/Johnson/Ringer (5) | Johnson (3)           | Carrera (2)                 | Kacinas/Williams/Carrera (2) | 12,071 (paid) |
| Jan. 15 | at Texas A&M          | L   | 75-67 | 7-9 (0-3)    | Williams (14)         | Ringer (9)                   | Notice (5)            | Notice/Chatkevicius (1)     | Carrera (4)                  | 9,257         |
| Jan. 18 | Ole Miss              | L   | 75-74 | 7-10 (0-4)   | Thornwell (24)        | Thornwell (11)               | Notice/Thornwell (4)  | Chatkevicius/Thornwell (2)  | Carrera (3)                  | 14,302 (paid) |
| Jan. 22 | at Georgia            | L   | 97-76 | 7-11 (0-5)   | Thornwell (26)        | Carrera/Chatkevicius (6)     | Thornwell (4)         | Henry/Chatkevicius (2)      | Chatkevicius/Shaw (2)        | 5,366         |
| Jan. 25 | at Missouri           | L   | 82-74 | 7-12 (0-6)   | Williams (32)         | Carrera (11)                 | Notice (4)            | Carrera/Ringer (1)          | Williams (3)                 | 12,033        |
| Jan. 29 | Texas A&M             | W   | 80-52 | 8-12 (1-6)   | Notice/Thornwell (19) | Carrera (9)                  | Notice/Thornwell (3)  | Carrera/Henry/Kacinas (2)   | Williams (3)                 | 9,950 (paid)  |
| Feb. 1  | at Ole Miss           | L   | 71-75 | 8-13 (1-7)   | Williams (23)         | Carrera (11)                 | Thornwell (6)         | Carrera (3)                 | Notice (2)                   | 6,977         |
| Feb. 5  | Auburn                | L   | 74-79 | 8-14 (1-8)   | Williams (29)         | Carrera (8)                  | Thornwell (9)         | Henry/Kacinas/Thornwell (1) | Thornwell (4)                | 8,581 (paid)  |
| Feb. 8  | at Tennessee          | L   | 53-72 | 8-15 (1-9)   | Thornwell (15)        | Kacinas (6)                  | Thornwell (4)         | Chatkevicius (2)            | Thornwell (4)                | 17,215        |
| Feb. 13 | Vanderbilt            | W   | 65-59 | 9-15 (2-9)   | Thornwell (19)        | Kacinas (7)                  | Thornwell (6)         | Henry/Kacinas (2)           | Carrera (3)                  | 9,829 (paid)  |
| Feb. 15 | Alabama               | W   | 67-66 | 10-15 (3-9)  | Thornwell (22)        | Carrera (7)                  | Notice (6)            | Carrera (4)                 | Kacinas (2)                  | 8,186 (paid)  |

**2013-14 STARTING LINEUP WIN-LOSS**

| Guard    | Guard     | Guard/Forward | Forward      | Forward | 2013-14 | Games |
|----------|-----------|---------------|--------------|---------|---------|-------|
| Johnson  | Thornwell | Notice (g)    | Henry        | Kacinas | 2-2     | 4     |
| Johnson  | Thornwell | Carrera (f)   | Henry        | Kacinas | 1-2     | 3     |
| Johnson  | Thornwell | Ellington (g) | Henry        | Kacinas | 0-2     | 2     |
| Williams | Thornwell | Notice (g)    | Henry        | Kacinas | 4-3     | 7     |
| Williams | Thornwell | Notice (g)    | Chatkevicius | Ringer  | 0-1     | 1     |
| Williams | Thornwell | Notice (g)    | Henry        | Carrera | 1-5     | 6     |
| Williams | Thornwell | Notice (g)    | Kacinas      | Carrera | 2-0     | 2     |

## 2013-14 GAME-BY-GAME STARTING LINEUPS

| OPPONENT, RESULT    | GUARD    | GUARD     | FORWARD/GUARD | FORWARD      | FORWARD |
|---------------------|----------|-----------|---------------|--------------|---------|
| Longwood, W         | Johnson  | Thornwell | Notice (g)    | Henry        | Kacinas |
| @Baylor, L          | Johnson  | Thornwell | Carrera (f)   | Henry        | Kacinas |
| @Clemson, L         | Johnson  | Thornwell | Notice (g)    | Henry        | Kacinas |
| FIU, W              | Johnson  | Thornwell | Carrera (f)   | Henry        | Kacinas |
| @Okla. St., L       | Johnson  | Thornwell | Carrera (f)   | Henry        | Kacinas |
| Manhattan, L        | Johnson  | Thornwell | Ellington (g) | Henry        | Kacinas |
| USC Upstate, L      | Johnson  | Thornwell | Ellington (g) | Henry        | Kacinas |
| vs. Saint Mary's, W | Johnson  | Thornwell | Notice (g)    | Henry        | Kacinas |
| vs. Boise State, L  | Johnson  | Thornwell | Notice (g)    | Henry        | Kacinas |
| vs. Akron, W        | Williams | Thornwell | Notice (g)    | Henry        | Kacinas |
| Akron, W            | Williams | Thornwell | Notice (g)    | Henry        | Kacinas |
| Marshall, W         | Williams | Thornwell | Notice (g)    | Henry        | Kacinas |
| SC State, W         | Williams | Thornwell | Notice (g)    | Henry        | Kacinas |
| @Florida, L         | Williams | Thornwell | Notice (g)    | Henry        | Kacinas |
| LSU, L              | Williams | Thornwell | Notice (g)    | Henry        | Kacinas |
| @Texas A&M, L       | Williams | Thornwell | Notice (g)    | Henry        | Kacinas |
| Ole Miss, L         | Williams | Thornwell | Notice (g)    | Chatkevicius | Ringer  |
| @Georgia, L         | Williams | Thornwell | Notice (g)    | Henry        | Carrera |
| @Missouri, L        | Williams | Thornwell | Notice (g)    | Henry        | Carrera |
| Texas A&M, W        | Williams | Thornwell | Notice (g)    | Henry        | Carrera |
| @Ole Miss, L        | Williams | Thornwell | Notice (g)    | Henry        | Carrera |
| Auburn, L           | Williams | Thornwell | Notice (g)    | Henry        | Carrera |
| @Tennessee, L       | Williams | Thornwell | Notice (g)    | Henry        | Carrera |
| Vanderbilt, W       | Williams | Thornwell | Notice (g)    | Kacinas      | Carrera |
| Alabama, W          | Williams | Thornwell | Notice (g)    | Kacinas      | Carrera |
| @Arkansas           |          |           |               |              |         |
| Georgia             |          |           |               |              |         |
| @Auburn             |          |           |               |              |         |
| Kentucky            |          |           |               |              |         |
| Florida             |          |           |               |              |         |
| @Miss. St.          |          |           |               |              |         |
| SEC Tourney         |          |           |               |              |         |
| NCAA Tourney        |          |           |               |              |         |

### CITY CHAPTER DAYS ANNOUNCED FOR GAMECOCK BASKETBALL

The University of South Carolina Athletics Department, along with The Gamecock Club and My Carolina Alumni Association, have partnered in creating several City Chapter Days throughout the 2013-14 basketball season for both the Gamecock men's and women's teams.

The City Chapter Days will give Gamecock Club and Alumni Chapters a game at Colonial Life Arena that is dedicated specifically to their respective members and local business. During each game different chapter leaders and business owners will be recognized for their contributions and support of Gamecock Athletics.

**Jan. 11, 2014 - Men's Basketball vs. LSU at 1:30 PM**

**Charlotte, York & Rock Hill Day**

**Jan. 18, 2014 - Men's Basketball vs. Ole Miss at 4:30 PM, Greenville Day**

**Jan. 29, 2014 - Men's Basketball vs. Texas A&M at 7 PM, Irmo Night**

**Feb. 5, 2014 - Men's Basketball vs. Auburn at 7 PM**

**Richland County Night**

**Feb. 12, 2014 - Men's Basketball vs. Vanderbilt at 8 PM,**

**Lexington Night**

**Feb. 15, 2014 - Men's Basketball vs. Alabama at 8 PM**

**Spartanburg Night**

**Feb. 22, 2014 - Men's Basketball vs. Georgia at 1:30 PM, Charleston Day**

**Feb. 27, 2014 - Women's Basketball vs. Georgia 7 PM, Gamecock Club and My Carolina Alumni Association Appreciation Night**

**March 4 2014 - Men's Basketball vs. Florida at 7 PM**

**Gamecock Club and My Carolina Alumni Association Appreciation Night**

**EXHIB. - SOUTH CAROLINA 84, USC AIKEN 72**  
**NOV. 3, 2013/COLONIAL LIFE ARENA**

**COLUMBIA, S.C.** - In South Carolina's only exhibition game before opening up the season on Nov. 9, the Gamecocks used a pair of first half runs fueled by its defense to take hold a 17-point first-lead before ultimately defeating USC Aiken 84-72. Sophomore guard Michael Carrera led the Gamecocks with 14 points, while sophomore forward Laimonas Chatkevicius added a double-double with 10 points and 11 rebounds.

South Carolina jumped out to a quick 5-1 lead just over two minutes into the game after a jumper from freshman guard Duane Notice. The Pacers though tied it up a minute and a half later on a bucket from senior guard Jesse Seilern and pushed the lead to 9-7 after a 3-pointer from Seilern at the 15:03 mark.

From that point on, the Gamecocks picked up their pressure on the defensive end that resulted in a 10-1 run that was capped off by Carrera turning over Aiken's DeVontae Wright in the backcourt and taking the ball the length of the court for a two-handed dunk.

Wright came back and connected on a 3 on the right side to end a two and half minute drought that saw the Pacers forced into six missed attempts.

Wright's basket was the last for the Pacers for almost seven minutes. After a pair of free throws from the senior guard cut the game to two at the 9:30 mark, South Carolina went on a 16-1 run that started with a dunk from Chatkevicius. Over two minutes later, Notice found Carrera open on the left side as the sophomore marksman drained the triple to push the lead to nine.

Five free throws and buckets from Notice and fellow freshman Demetrius Henry pushed the lead to 33-16. During the next four and a half minute stretch, the Gamecocks forced the Pacers into 12 missed field goal attempts.

With under a minute remaining in the half, Thornwell turned over Aiken, flipped the ball to Notice who found Carrera on the end in transition for an easy dunk, but Seilern's third 3 of the half for the Pacers with five seconds left made it a 17-point game.

After holding USC Aiken to 21 percent shooting in the first half, the Pacers caught fire midway through the second half. With a 62-47 South Carolina lead at the second media timeout at 11:49, USC Aiken went 6-of-10 from the floor to go with four free throws in less than four minutes. After Chatkevicius added a free throw for Carolina at 9:54, the Pacers went on a 13-0 run in under two minutes, highlighted by three-straight 3-pointers from senior guard Ronald Zimmerman. Senior forward Paul Larsen's layup with eight minutes remaining cut the lead to three at 65-62.

The defensive intensity picked back up for the Gamecocks as they went on a 16-2 run over the next 5-plus minutes, primarily at the free-throw line to put the game away.

The run was keyed by senior guard Brenton Williams who hit a big 3 for the Gamecocks to push the lead back up to six with under seven minutes remaining.

To go with Carrera's 14 and Chatkevicius' 10, Thornwell and Williams were also in double figures with 12 and 10 points, respectively. Aiken's Seilern led all scores with 18.

**GAME 1 - SOUTH CAROLINA 82, LONGWOOD 44**  
**NOV. 9, 2013/COLONIAL LIFE ARENA**

**COLUMBIA, S.C.** - South Carolina (1-0) posted an 82-44 victory in its season opener on Saturday versus Longwood (0-1). The win marked the 13th straight in an opener for the Gamecocks and held head coach Frank Martin's record at a perfect 7-0 in openers for his career. South Carolina junior guard Ty Johnson led all scorers with 18 points, hitting 6-of-9 attempts from the field.

Prior to the start of Saturday's opener, it was announced that Johnson had been granted a waiver from the NCAA allowing him to compete effective immediately. Johnson went on to score the first points of the contest on a driving lay-up to the right side in his first regular season action since the 2011-12 campaign at Villanova.

Sophomore forward Mindaugas Kacinas set a career high in the game with 14 rebounds, where the Gamecocks out-rebounded the Lancers 50-27. Kacinas pulled down five of Carolina's 12 offensive boards in the game.

South Carolina held Longwood to just 22.8 percent (13-57) shooting, which marked a new Colonial Life Arena record. Longwood's 44 points in the contest were the fewest for a Gamecock opponent since SE Louisiana scored 43 on Dec. 21, 2011. It was the largest margin of victory for Carolina since defeating Alabama A&M 88-50 on Nov. 13, 2009.

The Gamecocks held an early 6-0 lead behind the play of Johnson before a lay-in from Longwood's Tristan Carey put the Lancers on the board with 14:09 to play in the opening half.

Back-to-back 3s from sophomore forward Michael Carrera pushed the Gamecock lead to 18-4 with 11:04 remaining in the first half before Longwood would score five unanswered points over the course of the next three minutes to put the score at 18-9 at the under-eight minute media timeout.

The Lancers would add a jumper with 5:47 remaining, forcing a called time-out for the Gamecocks.

South Carolina would score seven unanswered out of the timeout, and would end the half on a 19-4 run, sparked by consecutive 3s from freshman guard Duane Notice, to hold a 37-15 upperhand at the break. Senior guard Brenton Williams led all scorers in the opening half with 11, while Kacinas pulled down eight rebounds, including four on the offensive glass.

Strong defense from the Gamecocks forced the ninth and 10th turnovers of the contest for the Lancers, with Carolina capitalizing on both with jumpers from freshman guard Sindarius Thornwell and Johnson at the 17:12 mark, which forced a Longwood timeout.

South Carolina continued to bolster its lead through the remainder of the second half. A one-handed dunk from Carrera pushed the lead to 61-24 at the 10:17 mark. The Gamecocks continued to dominate the remainder of the half. Johnson reached his career high for points in the later minutes of the game, and Kacinas pulled down his career high for rebounds, adding eight points to almost reach the double-double.

Williams and Thornwell both posted 14 points in the win, with all of Thornwell's tallies coming in the second half. Carrera added 12 points, nine rebounds and two blocks and Notice led the way with four assists.

Carey led Longwood with 12 points in the contest.

**GAME 2 - NO. 23/25 BAYLOR 66, SOUTH CAROLINA 64**  
**NOV. 12, 2013/FERRELL CENTER/WACO, TEXAS**

**WACO, Texas** - South Carolina battled No. 23/25 Baylor to the wire before coming up just short in a 66-64 loss at the Ferrell Center. Freshman guard Sindarius Thornwell saw a pair of shots fall just short in the final seconds, and forward Michael Carrera was fouled attempting a put-back at the final horn, but officials determined the infraction occurred after time had expired.

Thornwell was the catalyst for the Gamecocks throughout the afternoon, leading all scorers with a season-high 20 points and chipping in four rebounds as Baylor was unable to find an answer for him.

Both teams opened up the game shooting high percentages with South Carolina starting the game hitting eight of its first nine from the field, while Baylor connected on seven of its first eight field goals.

The teams went back and forth throughout the first 20 minutes, both shooting over 48 percent from the field. South Carolina held a slim lead for much of the half, posting its largest lead of four, four times during the period and only trailing twice and taking a 39-38 edge into the locker room at halftime.

With 14:08 left in the game, Baylor grabbed its first lead since the 12:42 mark in the first half when a missed free throw was kicked out to Brady Hespil for a 3-pointer to give the Bears a one-point advantage. After the Gamecocks quickly went back on top, Hespil responded with another triple. South Carolina's Demetrius Henry tied the game at 52-52 with 12:21 remaining.

After Henry gave the Gamecocks a two-point advantage, Baylor got one back on a free throw before forward Cory Jefferson hit a jumper to give the Bears the lead just before the 10-minute mark. Ten seconds later a missed free throw by Jefferson was gathered by Baylor where it was kicked out to Hespil for his third 3-pointer in less than five minutes. The bucket gave the home team its largest lead of the game at 58-54.

Baylor pushed the lead to 60-55, but South Carolina remained persistent and fought back to tie the game at 64-64 on a jumper from Thornwell with 4:20 on the clock.

Trailing 65-64, the Gamecocks forced a stop with just under a minute remaining, but Tyrone Johnson's layup on the other end wouldn't go down. Baylor guard Kenny Chery hit one of two free throws to give a the Bears a two-point lead before the Gamecocks called a timeout with 16 seconds remaining.

On the other end, Thornwell got the ball in the corner and drove to the basket, but wasn't able to get his attempt to fall. He quickly stole the ball from Royce O'Neal before getting a second attempt off, which fell short as well. Carrera corralled the rebound, his team-high seventh of the game, and went back up to beat the buzzer, but neither the shot nor the foul called on Baylor occurred before the final horn.

For the game, Gamecock senior guard Brenton Williams had 12 points, while Johnson had eight points and eight assists to go along with four rebounds. Hespil led Baylor with 18 points, going 5-of-10 from behind the 3-point line.

**EXHIBITION**

Official Basketball Box Score - Game Totals - Final Statistics  
**USCA vs South Carolina**  
11/03/13 2 p.m. at Columbia, S.C. (Colonial Life Arena)

**USCA 72 • 0-0**

| #  | Player           | Total |       | 3-Ptr |       | Rebounds |     | PF | TP | A  | T | Blk | Stl | Min |     |
|----|------------------|-------|-------|-------|-------|----------|-----|----|----|----|---|-----|-----|-----|-----|
|    |                  | FG    | FGA   | FG    | FGA   | FT       | FTA |    |    |    |   |     |     |     | Off |
| 14 | Paul Larsen      | f     | 4-7   | 0-0   | 7-10  | 3        | 6   | 9  | 4  | 15 | 0 | 2   | 0   | 3   | 25  |
| 32 | Alvin Brown      | f     | 0-1   | 0-0   | 0-0   | 0        | 0   | 0  | 0  | 5  | 0 | 1   | 0   | 0   | 4   |
| 04 | DeVontae Wright  | g     | 2-9   | 1-1   | 4-4   | 1        | 3   | 4  | 5  | 9  | 0 | 3   | 1   | 2   | 22  |
| 05 | Shane Porchea    | g     | 1-4   | 0-0   | 4-8   | 3        | 2   | 5  | 4  | 6  | 0 | 1   | 0   | 1   | 20  |
| 13 | Ronald Zimmerman | g     | 4-15  | 3-12  | 2-2   | 3        | 1   | 4  | 1  | 13 | 1 | 2   | 0   | 0   | 30  |
| 00 | Hendrix Emu      | g     | 1-2   | 0-0   | 0-0   | 2        | 1   | 3  | 0  | 2  | 1 | 0   | 0   | 0   | 7   |
| 01 | Derrick Scott    | g     | 0-2   | 0-1   | 0-0   | 0        | 1   | 1  | 0  | 0  | 0 | 0   | 0   | 0   | 8   |
| 10 | Kinley Branch    | g     | 0-2   | 0-2   | 1-2   | 0        | 0   | 0  | 3  | 1  | 0 | 0   | 0   | 0   | 8   |
| 11 | Grant Harris     | g     | 3-6   | 1-3   | 1-2   | 1        | 0   | 1  | 2  | 8  | 3 | 2   | 0   | 1   | 20  |
| 15 | Rick Alderman    | g     | 0-4   | 0-0   | 0-1   | 2        | 1   | 3  | 0  | 1  | 2 | 1   | 0   | 1   | 22  |
| 23 | Jesse Seilern    | g     | 5-14  | 4-9   | 4-6   | 1        | 2   | 3  | 3  | 18 | 2 | 3   | 0   | 3   | 34  |
|    | Team             |       | 2     |       | 1     |          | 3   |    |    |    |   |     |     |     |     |
|    | Totals           |       | 20-66 | 9-28  | 23-35 | 18       | 18  | 36 | 31 | 72 | 9 | 16  | 2   | 13  | 200 |

FG % 1st Half: 7-33 21.2% 2nd half: 13-33 39.4% Game: 20-66 30.3%  
3FG % 1st Half: 5-16 31.3% 2nd half: 4-12 33.3% Game: 9-28 32.1%  
FT % 1st Half: 8-15 53.3% 2nd half: 15-20 75.0% Game: 23-35 65.7%

Deadball Rebounds: 5.1

**South Carolina 84 • 0-0**

| #  | Player               | Total |       | 3-Ptr |       | Rebounds |     | PF | TP | A  | T  | Blk | Stl | Min |     |
|----|----------------------|-------|-------|-------|-------|----------|-----|----|----|----|----|-----|-----|-----|-----|
|    |                      | FG    | FGA   | FG    | FGA   | FT       | FTA |    |    |    |    |     |     |     | Off |
| 14 | CHATKEVICIUS, L.     | f     | 3-6   | 0-0   | 4-6   | 4        | 7   | 11 | 3  | 10 | 0  | 2   | 1   | 0   | 26  |
| 21 | HENRY, Demetrius     | f     | 3-6   | 0-0   | 2-4   | 1        | 4   | 5  | 3  | 8  | 0  | 2   | 1   | 0   | 15  |
| 24 | CARRERA, Michael     | f     | 4-5   | 1-1   | 5-6   | 1        | 4   | 5  | 2  | 14 | 0  | 3   | 3   | 2   | 17  |
| 00 | THORNWELL, Sindarius | g     | 2-3   | 0-0   | 8-10  | 0        | 5   | 5  | 2  | 12 | 3  | 4   | 1   | 2   | 25  |
| 10 | NOTICE, Duane        | g     | 2-8   | 0-0   | 4-4   | 0        | 0   | 2  | 2  | 8  | 1  | 0   | 1   | 1   | 19  |
| 01 | WILLIAMS, Brenton    | g     | 1-4   | 1-3   | 7-8   | 0        | 1   | 1  | 0  | 10 | 1  | 0   | 0   | 0   | 26  |
| 05 | SHAW, Jaylen         | g     | 2-6   | 0-1   | 2-2   | 1        | 0   | 1  | 3  | 6  | 1  | 5   | 0   | 0   | 13  |
| 15 | THEUS JR., Reggie    | g     | 0-0   | 0-0   | 0-0   | 0        | 0   | 0  | 0  | 0  | 0  | 0   | 0   | 0   | 2   |
| 20 | MCKIE, Justin        | g     | 3-4   | 0-0   | 0-0   | 0        | 4   | 4  | 1  | 6  | 1  | 1   | 1   | 0   | 21  |
| 25 | KACINAS, Mindaugas   | g     | 3-4   | 0-0   | 2-2   | 0        | 4   | 4  | 4  | 8  | 1  | 0   | 0   | 0   | 17  |
| 32 | RINGER, Desmond      | g     | 0-0   | 0-0   | 0-0   | 0        | 3   | 3  | 0  | 0  | 2  | 0   | 1   | 1   | 14  |
| 35 | STEELE, Brian        | g     | 1-3   | 0-1   | 0-1   | 1        | 0   | 1  | 1  | 2  | 0  | 0   | 0   | 0   | 5   |
|    | Team                 |       | 2     |       | 4     |          | 4   |    |    |    |    |     |     |     |     |
|    | Totals               |       | 24-49 | 2-6   | 34-43 | 10       | 34  | 44 | 24 | 84 | 13 | 22  | 7   | 8   | 200 |

FG % 1st Half: 13-28 46.4% 2nd half: 11-21 52.4% Game: 24-49 49.0%  
3FG % 1st Half: 1-2 50.0% 2nd half: 1-4 25.0% Game: 3-6 33.3%  
FT % 1st Half: 17-22 77.3% 2nd half: 17-21 81.0% Game: 34-43 79.1%

Deadball Rebounds: 5.1

Officials: Ted Valentine, Tony Greene, Jeff Smith  
Technical fouls: USCA-None. South Carolina-KACINAS, Mindaugas.  
Attendance: 8536  
Exhibition Contest

| Score by periods | 1st | 2nd | Total |
|------------------|-----|-----|-------|
| USCA             | 27  | 45  | 72    |
| South Carolina   | 44  | 40  | 84    |

|      | Points | In    | Off | 2nd    | Fast  | Bench |
|------|--------|-------|-----|--------|-------|-------|
|      |        | Paint | T/O | Chance | Break |       |
| USCA | 20     | 25    | 21  | 13     | 29    |       |
| SC   | 42     | 17    | 8   | 22     | 32    |       |

Last FG - USCA 2nd-00:42, SC 2nd-02:23.  
Largest lead - USCA by 21:15:03, SC by 21:28:10.  
Score tied - 3 times.  
Lead changed - 4 times.

**GAME 1**

Official Basketball Box Score - Game Totals - Final Statistics  
**Longwood vs South Carolina**  
11/09/13 1 p.m. ET at Columbia, S.C. (Colonial Life Arena)

**Longwood 44 • 0-1**

| #  | Player           | Total |       | 3-Ptr |       | Rebounds |     | PF | TP | A  | T | Blk | Stl | Min |     |
|----|------------------|-------|-------|-------|-------|----------|-----|----|----|----|---|-----|-----|-----|-----|
|    |                  | FG    | FGA   | FG    | FGA   | FT       | FTA |    |    |    |   |     |     |     | Off |
| 20 | ZIEGLER, Karl    | f     | 0-6   | 0-0   | 5-6   | 3        | 4   | 7  | 2  | 5  | 0 | 3   | 0   | 2   | 22  |
| 24 | GETER, Damianon  | f     | 0-0   | 0-0   | 0-0   | 0        | 3   | 3  | 2  | 0  | 1 | 1   | 0   | 0   | 21  |
| 44 | HAVENSTEIN, Jeff | f     | 0-1   | 0-0   | 0-1   | 1        | 2   | 2  | 0  | 0  | 1 | 0   | 0   | 0   | 21  |
| 12 | CAREY, Tristan   | g     | 5-20  | 2-10  | 0-1   | 0        | 3   | 3  | 2  | 12 | 0 | 1   | 0   | 2   | 32  |
| 25 | WOODHOUSE, Lucas | g     | 2-9   | 1-4   | 4-5   | 0        | 4   | 4  | 1  | 9  | 4 | 2   | 0   | 0   | 33  |
| 01 | FISHER, Leron    | g     | 1-5   | 1-4   | 2-6   | 0        | 1   | 1  | 3  | 5  | 2 | 0   | 0   | 2   | 26  |
| 03 | AILEY, Darrac    | g     | 0-3   | 0-1   | 0-0   | 0        | 0   | 3  | 0  | 0  | 1 | 0   | 0   | 7   |     |
| 05 | BELTON, Isaac    | g     | 1-7   | 0-3   | 3-4   | 1        | 0   | 1  | 2  | 5  | 0 | 1   | 0   | 13  |     |
| 10 | DUBLIN, Jeylami  | g     | 4-5   | 0-0   | 0-0   | 3        | 0   | 3  | 2  | 8  | 0 | 0   | 0   | 0   | 24  |
| 30 | AKERS, Tyler     | g     | 0-0   | 0-0   | 0-0   | 0        | 0   | 0  | 0  | 0  | 0 | 0   | 0   | 1   |     |
|    | Team             |       | 1     |       | 2     |          | 3   |    |    |    |   |     |     |     |     |
|    | Totals           |       | 13-57 | 4-22  | 14-22 | 9        | 18  | 27 | 19 | 44 | 7 | 13  | 0   | 9   | 200 |

FG % 1st Half: 6-29 20.7% 2nd half: 7-28 25.0% Game: 13-57 22.8%  
3FG % 1st Half: 1-11 9.1% 2nd half: 3-11 27.3% Game: 4-22 18.2%  
FT % 1st Half: 2-3 66.7% 2nd half: 12-19 63.2% Game: 14-22 63.6%

Deadball Rebounds: 5

**South Carolina 82 • 1-0**

| #  | Player               | Total |      | 3-Ptr |     | Rebounds |     | PF | TP | A  | T | Blk | Stl | Min |     |
|----|----------------------|-------|------|-------|-----|----------|-----|----|----|----|---|-----|-----|-----|-----|
|    |                      | FG    | FGA  | FG    | FGA | FT       | FTA |    |    |    |   |     |     |     | Off |
| 21 | HENRY, Demetrius     | f     | 1-5  | 0-0   | 2-2 | 2        | 4   | 6  | 2  | 4  | 1 | 0   | 0   | 0   | 31  |
| 25 | KACINAS, Mindaugas   | f     | 4-6  | 0-0   | 0-0 | 5        | 9   | 14 | 2  | 8  | 0 | 3   | 2   | 0   | 29  |
| 00 | THORNWELL, Sindarius | g     | 4-10 | 0-3   | 6-7 | 1        | 3   | 4  | 14 | 3  | 2 | 2   | 1   | 26  |     |
| 04 | JOHNSON, Tyrone      | g     | 6-9  | 0-1   | 6-7 | 0        | 2   | 2  | 18 | 2  | 4 | 1   | 1   | 24  |     |
| 10 | NOTICE, Duane        | g     | 3-6  | 2-3   | 0-0 | 1        | 4   | 5  | 8  | 4  | 3 | 0   | 1   | 19  |     |
| 01 | WILLIAMS, Brenton    | g     | 5-11 | 2-7   | 2-2 | 0        | 4   | 4  | 0  | 14 | 1 | 0   | 0   | 22  |     |
| 05 | SHAW, Jaylen         | g     | 0-1  | 0-1   | 2-2 | 0        | 0   | 0  | 1  | 2  | 1 | 0   | 0   | 3   |     |
| 14 | CHATKEVICIUS, L.     | g     | 1-1  | 0-0   | 0-0 | 1        | 3   | 4  | 0  | 2  | 0 | 1   | 0   | 8   |     |
| 15 | THEUS JR., Reggie    | g     | 0-0  | 0-0   | 0-0 | 0        | 0   | 0  | 0  | 0  | 0 | 0   | 0   | 0   |     |
| 20 | MCKIE, Justin        | g     | 0-1  | 0-0   | 0-0 | 0        | 0   | 0  | 0  | 0  | 0 | 0   | 0   | 4   |     |
| 24 | CARRERA, Michael     | g     | 4-7  | 2-5   | 2-4 | 7        | 9   |    |    |    |   |     |     |     |     |

**GAME 3 - CLEMSON 71, SOUTH CAROLINA 57**  
**NOV. 17, 2013/LITTLEJOHN COLISEUM/CLEMSON, S.C.**

**CLEMSON, S.C.** - After valiantly fighting back to within one point midway through the second half, South Carolina (1-2) was unable to sustain its comeback bid on the road, falling to Clemson (3-0) 71-57 at Littlejohn Coliseum. Gamecock sophomore forward Mindaugas Kacinas recorded his first double-double of the season with 13 points and 12 rebounds, while Tiger junior forward K.J. McDaniels led all scorers 21 points and grabbing 10 rebounds.

The teams traded made baskets through the first media timeout of the opening half, before back-to-back 3s from Clemson's Adonis Filer and Jordan Roper pushed the Tiger lead to 17-9 at the 12-minute mark.

Laimonas Chatkevicius responded out of the media timeout with a dunk courtesy of an assist from freshman guard Duane Notice, but the Tigers put together a 7-4 run to lead by 11 at 24:13 with 8:54 remaining in the half.

South Carolina suffered a near seven-minute scoring drought through the middle portion of the first half until a 3 from Sindarius Thornwell at the 3:42 mark halted the stretch. Thornwell added a floater on the next possession and another layup with 30 seconds remaining in the half to fuel a 13-9 Gamecock run over the final 3:42 to put the score at 35-26 Clemson at the break.

Clemson scored its last nine points of the first half at the foul line, hitting 9-of-10 attempts during the final 2:51 of the half.

South Carolina hit 33.3 percent (12-36) of its attempts from the floor during the opening half, with the Gamecocks having just three free throw attempts. The Tigers hit 10-of-24 attempts (41.7 percent) and 12-of-14 attempts from the free throw line.

A dunk and jumper from Demetrius Henry sparked an 8-5 Gamecock run out of the break, but Henry was called for his third foul of the second half at the first media timeout, with Carolina trailing the Tigers by six at 40-34 as 15:16 remained on the clock.

Michael Carrera connected for a dunk out of the break, and Tyrone Johnson added a tally from the foul line, as the Gamecocks continued to battle back from a 13-point deficit to trail by just three at 40-37 with 14:21 to play.

The Gamecocks pulled within one at 40-39 following a continuation call on a floater from Carrera in the lane, but the Tigers responded with a 10-1 run over the next three minutes forcing a Gamecock timeout with 10:02 to play, and a 50-40 Clemson advantage.

The Tigers increased their lead to 54-43 at the under-eight minute media timeout and the score stood at 61-49 Clemson following two free throws from Desmond Ringer with 5:37 on the clock.

The Clemson lead climbed to 14 at 63-49, before a 3-point play from Kacinas pulled Carolina within nine at 63-52 and 4:10 on the clock. The Tigers scored five straight from that point to push the lead back to 16.

Clemson's run in the second half was aided by his shooting from the free throw line, hitting nine of its second-half free throws after the Gamecocks closed to within one. The Tigers were 12-12 from the line in the second half and 24-26 (92.3 percent) for the game. On the defensive end, they totaled 12 blocks on the day, with seven coming from McDaniels.

**GAME 4 - SOUTH CAROLINA 84, FIU 72**  
**NOV. 24, 2013/COLONIAL LIFE ARENA**

**COLUMBIA, S.C.** - Trailing at the half, South Carolina (2-2) put on the defensive clamps in the second half as they defeated FIU (6-3), 84-72, at Colonial Life Arena this afternoon as four Gamecocks scored in double figures for the second time this season.

Junior Tyrone Johnson matched his season high with 18 points and recorded seven assists, while freshmen Jaylen Shaw and Demetrius Henry had career days with 16 and 14 points, respectively. Shaw went 4-7 from 3-point range. Senior guard Brenton Williams also chipped in 16 points as well.

After forward Rakeem Buckles hit a 3-pointer in the opening minute from the right side to give FIU a 3-1 lead, the Gamecocks answered with six points over the next two minutes to take a four point lead and force the Panthers to call a timeout. FIU guard Jason Boswell cut the deficit to one though with a 3 out of the timeout.

After a long jumper from Buckles gave FIU an 11-9 lead at the 13:56 mark, Shaw responded with back-to-back 3-pointers to give Carolina a 15-11 advantage.

The Panthers though scored six points over a one-minute span to knot it up at 17-17, but Johnson hit a 3 for Carolina just before the under-12 media timeout to give the Gamecocks a 20-17 lead.

After a 3 from Williams for the Gamecocks out of a 30-second timeout at the 10:11 mark, the Panthers went on an 8-0 run in less than two minutes to take a 27-23 lead.

Carolina was able to equalize at 31-31 with 4:39 remaining in the half after Johnson split the defense and hit a floater with seconds left on the shot clock after pulling the ball back out with under 10 on the clock.

The Gamecocks grabbed a 34-33 lead with 3:10 left after Williams found Shaw in the right corner for his third 3-pointer of the half. Johnson then found sophomore forward Michael Carrera in the same spot minutes later to give the Gamecocks a four-point advantage with under two minutes in the half.

FIU was able to take a one-point lead with 27 seconds left, before Tymell Murphy went the length of the court in the final seconds and laid it in at the buzzer to give the Panthers a 42-39 lead at the break. The Panther guard recorded 13 of his game-high 22 points in the first half.

Both teams shot well throughout the half, giving their season averages in the opening half with South Carolina shooting 16-31 (51.6 percent) from the floor, while FIU shot 14-25 (56 percent) from the field and hit 11-13 (84.6 percent) from the free throw line.

With the two teams trading points throughout the early going in the second half that saw three lead changes, a pair of free throws by sophomore forward Mindaugas Kacinas tied the game up at 51-51 at the 15-minute mark. Following a missed jumper from Murphy, freshman guard Sindarius Thornwell found an open Shaw on the right side for his fourth 3 of the game, forcing FIU to call a timeout.

Out of the timeout, Williams stole the ball from Mavin Dennis before finding Shaw for a lay-in at the other end to give the Gamecocks a 56-51 lead with 12:03 remaining. The bucket capped a 9-2 run for Carolina.

After a lay-up by Dennis cut South Carolina's lead to three, Williams hit his second 3-pointer of the game to extend the lead to six. The Panthers answered back though with a pair of 3s over the next two minutes from Dominique Williams and Murphy to cut the Gamecocks lead to 65-61 with 8:24 remaining.

Thornwell ended his three-minute drought with a jumper at the 5:24 mark, which extended South Carolina's lead to six after both teams turned up the defensive pressure. With just under four minutes remaining, Williams turned Murphy over in the backcourt and took it in for a one-handed dunk to push the lead to 69-61.

After Marco Porcher Jimenez cut South Carolina's lead to four with under two minutes to play, Johnson scored five points over the next minute, going 5-6 from free throw line to push the lead to nine.

The Gamecocks hit eight free throws over the final minute and Thornwell added a dunk with seconds remaining to give South Carolina the 84-72 win. The 84 points was the most scored this season by the Gamecocks.

South Carolina held FIU to just 20.5 (27.3 percent) from the field in the second half after the Panthers shot over 55 percent during the first 20 minutes. The Gamecocks shot 30-59 (50.8 percent) from the field for the game, and hit a season-high 8-19 (42.1 percent) from the beyond on arc.

Along with Henry, Johnson, Shaw and Williams who were in double figures, Kacinas recorded nine points and nine rebounds.

**GAME 5 - NO. 9/11 OK. STATE 79, S. CAROLINA 52**  
**DEC. 6, 2013/GALLAGHER-IBA ARENA/STILLWATER, OK.**

**STILLWATER, Okla.** - Unable to solve the hot shooting and defensive pressure of No. 9 Oklahoma State (8-1) in the first half, South Carolina (2-3) fell tonight, 79-52, at Gallagher-Iba Arena.

The Gamecocks were led by a strong performance in the second half from freshman guard Jaylen Shaw, who posted 13 points, going 4-5 from the field went 3-4 from 3-point range. Junior Tyrone Johnson chipped in 12 points as well. The combined 25 points though was not enough as the Cowboys' starters, led by Le'Bryan Nash, who had a game-high 16 points, combined for 60 points as all five were in double figures.

Forward Demetrius Henry opened up the game by giving the Gamecocks an early 2-0. Oklahoma State though clamped down on defense after the early bucket holding South Carolina to only one point over the next five-plus minutes as the Cowboys when on a 16-1 run led by the guards Marcus Smart and Markel Brown.

Duane Notice ended the run with a lay-up to make it 16-5 just before the under-12 media timeout. Out of the timeout though, Cowboy center Michael Cobbins had a put-back dunk off of a missed 3-pointer and Oklahoma State's run was back on.

The Cowboys pushed their lead to 27-5 before Johnson hit a 3 with 7:30 remaining in the half. Back-to-back 3-pointers from Smart and Phil Forte minutes later through increased the home team's lead to 35-9.

The Gamecocks held OSU to 1-7 from the field during the final minutes of the half as the Cowboys took a 39-15 lead into the break as the scoring trio of Smart, Brown and Nash combined for 29 points.

Oklahoma State took advantage of 13 South Carolina turnovers, scoring 21 points off of them as the team hit 13-26 (50 percent) from the field and were 10-14 (71.4 percent) from the line. The Gamecocks went 4-20 (20 percent) from the field.

Despite the halftime deficit, the Gamecocks continued to battle over the second half. Shaw kick-started a spurt midway through the half as he connected on a 3-pointer and followed that up with a dunk 30 seconds later to cut the lead to 50-28. Johnson followed that up with a lay-in and pair of free throws before Oklahoma State's Brian Williams responded.

With under nine minutes remaining in the game, Shaw was back to it from beyond the arc as he hit his second and third 3's of the game just minutes apart, with the second making it 70-44 game.

Throughout the final 20 minutes, Oklahoma State outscored South Carolina by three as the Gamecocks found a better rhythm, shooting 12-25 (48 percent) in the second half after going 4-20 (20 percent) in the opening half. The Cowboys though scored 14 points from the free throw line as they maintained their lead.

Guard Bruce Ellington rejoined the team this week after competing with the football team throughout the season. He saw his first game action, playing 17 minutes.

**GAME 3**

**Official Basketball Box Score -- Game Totals -- Final Statistics**  
**South Carolina vs Clemson**  
 11/17/13 5:00 PM at Clemson, S.C. (Littlejohn Coliseum)

**South Carolina 57 • 1-2**

| ##     | Player               | Total | 3-Ptr  |        |        | Rebounds |     |     |    | PF | TP | A  | TO | Bk | Stl | Min |
|--------|----------------------|-------|--------|--------|--------|----------|-----|-----|----|----|----|----|----|----|-----|-----|
|        |                      |       | FG-FGA | FG-FGA | FT-FTA | Off      | Def | Tot |    |    |    |    |    |    |     |     |
| 21     | HENRY, Demetrius     | f     | 4-9    | 0-0    | 1-4    | 3        | 2   | 5   | 9  | 0  | 1  | 1  | 0  | 1  | 0   | 22  |
| 25     | KACINAS, Mindaugas   | f     | 6-11   | 0-0    | 1-2    | 7        | 5   | 12  | 4  | 13 | 0  | 2  | 0  | 1  | 1   | 31  |
| 00     | THORNWELL, Sindarius | g     | 3-5    | 1-1    | 3-3    | 1        | 3   | 4   | 1  | 10 | 0  | 1  | 0  | 2  | 31  |     |
| 04     | JOHNSON, Tyrone      | g     | 2-11   | 0-2    | 1-2    | 1        | 2   | 3   | 2  | 5  | 2  | 2  | 0  | 1  | 32  |     |
| 10     | NOTICE, Duane        | g     | 1-7    | 0-2    | 0-0    | 2        | 1   | 3   | 2  | 2  | 4  | 0  | 0  | 0  | 20  |     |
| 01     | WILLIAMS, Brenton    | g     | 0-5    | 0-2    | 0-0    | 0        | 2   | 2   | 0  | 1  | 0  | 0  | 0  | 0  | 19  |     |
| 05     | SHAW, Jaylen         | g     | 0-0    | 0-0    | 0-0    | 0        | 0   | 0   | 0  | 0  | 1  | 0  | 0  | 0  | 1   |     |
| 14     | CHATKEVICIUS, L.     | g     | 2-3    | 0-0    | 0-0    | 2        | 2   | 4   | 3  | 4  | 0  | 1  | 1  | 0  | 10  |     |
| 15     | THEUS JR., Reggie    | g     | 0-1    | 0-0    | 0-0    | 0        | 1   | 1   | 0  | 0  | 0  | 0  | 0  | 0  | 1   |     |
| 20     | MCKIE, Justin        | g     | 0-1    | 0-1    | 1-2    | 1        | 0   | 1   | 0  | 1  | 0  | 0  | 0  | 0  | 1   |     |
| 24     | CARRERA, Michael     | g     | 4-9    | 0-2    | 1-3    | 1        | 1   | 2   | 1  | 9  | 0  | 1  | 0  | 2  | 21  |     |
| 32     | RINGER, Desmond      | g     | 1-3    | 0-0    | 2-2    | 0        | 1   | 3   | 4  | 1  | 0  | 0  | 0  | 0  | 10  |     |
| 35     | STEELE, Brian        | g     | 0-0    | 0-0    | 0-0    | 0        | 0   | 0   | 0  | 0  | 0  | 0  | 0  | 0  | 1   |     |
| Team   |                      |       |        |        |        | 3        | 2   | 5   |    |    |    |    |    |    |     |     |
| Totals |                      |       | 23-65  | 1-10   | 10-18  | 11       | 20  | 41  | 21 | 57 | 7  | 13 | 2  | 6  | 200 |     |

FG % 1st Half: 12-36 33.3% 2nd Half: 11-29 37.9% Game: 23-65 35.4%  
 3FG % 1st Half: 1-5 20.0% 2nd Half: 0-5 0.0% Game: 1-10 10.0%  
 FT % 1st Half: 1-3 33.3% 2nd Half: 9-15 60.0% Game: 10-18 55.6%

**Clemson 71 • 3-0**

| ##     | Player             | Total | 3-Ptr  |        |        | Rebounds |     |     |    | PF | TP | A  | TO | Bk | Stl | Min |
|--------|--------------------|-------|--------|--------|--------|----------|-----|-----|----|----|----|----|----|----|-----|-----|
|        |                    |       | FG-FGA | FG-FGA | FT-FTA | Off      | Def | Tot |    |    |    |    |    |    |     |     |
| 05     | BLOSSOMAGE, Jaron  | f     | 0-1    | 0-0    | 0-0    | 1        | 1   | 2   | 1  | 0  | 1  | 1  | 2  | 0  | 20  |     |
| 32     | McDANIELS, K.J.    | f     | 7-12   | 1-2    | 6-6    | 2        | 8   | 10  | 2  | 21 | 1  | 3  | 7  | 2  | 36  |     |
| 35     | NOKO, Lamyarc      | c     | 1-2    | 0-0    | 0-0    | 3        | 1   | 4   | 2  | 0  | 1  | 1  | 1  | 0  | 14  |     |
| 12     | HALL, Rod          | g     | 3-7    | 0-1    | 8-9    | 0        | 3   | 3   | 2  | 14 | 4  | 1  | 0  | 2  | 32  |     |
| 01     | HARRISON, Damarcus | g     | 0-4    | 0-2    | 0-0    | 0        | 2   | 2   | 0  | 3  | 1  | 0  | 0  | 0  | 13  |     |
| 01     | AJUKWA, Austin     | g     | 0-0    | 0-0    | 0-0    | 0        | 0   | 0   | 1  | 0  | 0  | 1  | 0  | 0  | 0   |     |
| 03     | FILER, Adonis      | g     | 3-3    | 2-2    | 0-0    | 0        | 0   | 0   | 2  | 8  | 0  | 3  | 0  | 1  | 9   |     |
| 20     | ROPER, Jordan      | g     | 3-8    | 1-3    | 8-8    | 0        | 5   | 5   | 1  | 15 | 4  | 0  | 1  | 0  | 30  |     |
| 33     | SMITH, Josh        | g     | 1-3    | 0-0    | 1-2    | 0        | 1   | 1   | 3  | 3  | 0  | 1  | 0  | 1  | 17  |     |
| 42     | DJAMBO, Ibrahim    | g     | 3-7    | 1-4    | 1-1    | 0        | 1   | 2   | 2  | 8  | 1  | 0  | 1  | 1  | 20  |     |
| 50     | DJITTE, Sidy       | g     | 0-1    | 0-0    | 0-0    | 1        | 3   | 4   | 2  | 0  | 0  | 0  | 0  | 0  | 9   |     |
| Team   |                    |       |        |        |        | 0        | 1   | 1   |    |    |    |    |    |    |     |     |
| Totals |                    |       | 21-48  | 5-14   | 24-26  | 7        | 26  | 33  | 20 | 71 | 14 | 12 | 8  | 0  | 200 |     |

FG % 1st Half: 10-24 41.7% 2nd Half: 11-24 45.8% Game: 21-48 43.8%  
 3FG % 1st Half: 3-6 50.0% 2nd Half: 2-8 25.0% Game: 5-14 35.7%  
 FT % 1st Half: 12-14 85.7% 2nd Half: 12-12 100.0% Game: 24-26 92.3%

Officials: Bryan Kersey, Mike Eades, Joe Lindsay  
 Technical fouls: South Carolina-None. Clemson-None.  
 Attendance: 7283

| Score by periods | 1st | 2nd | Total |
|------------------|-----|-----|-------|
| South Carolina   | 26  | 31  | 57    |
| Clemson          | 35  | 36  | 71    |

**GAME 4**

**Official Basketball Box Score -- Game Totals -- Final Statistics**  
**FIU vs South Carolina**  
 11/24/13 1 p.m. at Columbia, S.C. (Colonial Life Arena)

**FIU 72 • 6-3**

| ##     | Player              | Total | 3-Ptr  |        |        | Rebounds |     |     |    | PF | TP | A  | TO | Bk | Stl | Min |
|--------|---------------------|-------|--------|--------|--------|----------|-----|-----|----|----|----|----|----|----|-----|-----|
|        |                     |       | FG-FGA | FG-FGA | FT-FTA | Off      | Def | Tot |    |    |    |    |    |    |     |     |
| 03     | FRINK, Jerome       | f     | 2-4    | 0-0    | 4-4    | 0        | 3   | 3   | 3  | 8  | 1  | 5  | 2  | 0  | 1   | 32  |
| 15     | MURPHY, Tymell      | f     | 9-13   | 1-2    | 3-4    | 1        | 4   | 5   | 4  | 22 | 5  | 2  | 0  | 1  | 39  |     |
| 21     | BUCKLES, Rakeem     | f     | 2-9    | 1-4    | 6-6    | 2        | 6   | 8   | 2  | 11 | 0  | 5  | 1  | 2  | 33  |     |
| 01     | BOSWELL, Jason      | g     | 1-3    | 1-2    | 0-0    | 0        | 1   | 1   | 3  | 1  | 1  | 0  | 2  | 22 |     |     |
| 22     | MAVIN, Dennis       | g     | 4-9    | 0-1    | 2-4    | 1        | 2   | 3   | 3  | 10 | 3  | 0  | 3  | 0  | 33  |     |
| 12     | WILLIAMS, Dominique | g     | 1-4    | 1-2    | 0-0    | 1        | 0   | 1   | 2  | 3  | 2  | 0  | 0  | 1  | 18  |     |
| 32     | PORCHER JIMENEZ, M. | g     | 5-8    | 2-5    | 3-3    | 0        | 2   | 3   | 15 | 1  | 0  | 0  | 1  | 23 |     |     |
| Team   |                     |       |        |        |        | 2        | 2   | 4   |    |    |    |    |    |    |     |     |
| Totals |                     |       | 24-50  | 6-16   | 18-21  | 7        | 20  | 27  | 18 | 72 | 13 | 16 | 3  | 9  | 200 |     |

FG % 1st Half: 14-25 56.0% 2nd Half: 10-25 40.0% Game: 24-50 48.0%  
 3FG % 1st Half: 3-5 60.0% 2nd Half: 3-11 27.3% Game: 6-16 37.5%  
 FT % 1st Half: 11-13 84.6% 2nd Half: 7-8 87.5% Game: 18-21 85.7%

**South Carolina 84 • 2-2**

| ## | Player               | Total | 3-Ptr  |        |        | Rebounds |     |     |    | PF | TP | A | TO | Bk | Stl | Min |
|----|----------------------|-------|--------|--------|--------|----------|-----|-----|----|----|----|---|----|----|-----|-----|
|    |                      |       | FG-FGA | FG-FGA | FT-FTA | Off      | Def | Tot |    |    |    |   |    |    |     |     |
| 21 | HENRY, Demetrius     | f     | 7-10   | 0-0    | 0-0    | 3        | 3   | 6   | 3  | 14 | 0  | 0 | 0  | 1  | 31  |     |
| 24 | CARRERA, Michael     | f     | 1-6    | 1-4    | 0-1    | 1        | 4   | 5   | 0  | 3  | 0  | 2 | 2  | 0  | 25  |     |
| 25 | KACINAS, Mindaugas   | f     | 3-5    | 0-0    | 3-4    | 4        | 5   | 9   | 2  | 9  | 0  | 3 | 0  | 0  | 32  |     |
| 00 | THORNWELL, Sindarius | g     | 4-10   | 1-1    | 0-2    | 1        | 2   | 3   | 3  | 8  | 4  | 1 | 1  | 0  | 26  |     |
| 04 | JOHNSON, Tyrone      | g     | 5-10   | 1-2    | 7-8    | 0        | 0   | 0   | 1  | 18 | 7  | 1 | 0  | 1  | 37  |     |
| 01 | WILLIAMS, Brenton    | g     | 4-8    | 2-5    | 6-6    | 1        | 1   | 2   | 16 | 2  | 2  | 0 | 2  | 18 |     |     |
| 05 | SHAW, Jaylen         | g     | 6-10   | 4-7    | 0-0    | 0        | 2   | 2   | 16 | 5  | 2  | 0 | 0  |    |     |     |

**GAME 6 - MANHATTAN 86, SOUTH CAROLINA 68**  
**DEC. 17, 2013/COLONIAL LIFE ARENA**

COLUMBIA, S.C. - South Carolina was unable to overcome the timely shooting and 34 made free throws from Manhattan tonight as the Gamecocks fell 86-68 to the Jaspers at Colonial Life Arena.

Manhattan's George Beamon scored 26 points on night, while fellow senior Michael Alvarado added 20 points, hitting 10-11 from the free throw line. Freshman guard Sindarius Thornwell led the Gamecocks with 17 points and five rebounds as junior Tyrone Johnson added 12 points.

South Carolina (2-4) opened up the game quick as senior guard Bruce Ellington scored five points in a 20-second span after the Jaspers scored the opening basket. Johnson followed that with lay-in and added a free throw to give the Gamecocks an early 8-2 advantage.

From that point on, Manhattan (8-2) raced out to a 10-2 run to reclaim the lead less than three minutes into the game. Carolina was able to tie it up at 18-18 after a Johnson hit a 16-footer as the shot clock expired. After a quick Jasper turnover, Johnson drove through the lane and added a lay-up after a taking a hard foul. The junior hit one of two ensuing free throws to give the Gamecocks a three-point lead.

Beamon responded for the Jaspers, knocking down a 3-pointer on their next possession to tie-up the game at 21-21 with just over 10 minutes remaining in the half.

Tied at 28-28 with 7:01 remaining in the half, Manhattan went on an 8-0 run, going 8-8 from the free throw line. Senior guard Brenton Williams then found freshman Demetrius Henry on the back door for a dunk to end the drought, but Shane Richards answered with a 3-pointer on the Jaspers' next trip.

Manhattan took a 45-34 lead into the half, due in part to going 18-19 (94.7 percent) from the free throw line, outscoring South Carolina by nine from the line.

After only scoring four of his 17 points in the first half, Thornwell asserted himself in the second half, trying to bring the Gamecocks back, but the Jaspers had an answer each time.

Thornwell cut the deficit to five with a pair from the line at 15:32. The Jaspers responded though with five quick points on a 3-pointer from Alvarado and a pair of free throws from Emmy Andujar.

With under 13 minutes to play, Thornwell squared up and hit an open 3. Alvarado responded though with a two free throws to push Manhattan's lead back to 10.

At the 11:31 mark, Mindaugas Kacinas found Michael Carrera sitting underneath for a lay-in as he was fouled. The sophomore converted the three-point play, but again the Manhattan answered from the line. Beamon followed that up with his second 3-pointer of the night to give the Jaspers a 63-53 lead.

Manhattan maintained its lead throughout the remainder of the game to end the night with their seventh road win of the season, 86-68. As a team, Manhattan shot a 42.3 (34.9 percent) from the free throw line as the Gamecocks hit 22-52 (42.3 percent) from the field and went 22-38 (57.9 percent) from the line.

**GAME 7 - USC UPSTATE 74, SOUTH CAROLINA 68**  
**DEC. 19, 2013/COLONIAL LIFE ARENA**

COLUMBIA, S.C. - Holding a three-point lead at the half, South Carolina was unable to keep up with USC Upstate's shooting from the field in the second half (48.1 percent) as the Gamecocks fell 74-68 today at Colonial Life Arena.

Freshman Sindarius Thornwell led South Carolina with 19 points and seven rebounds, and junior Tyrone Johnson chipped in 11 points, but the Spartan offense was keyed by Ricardo Glenn who had a season-high 22 points and 14 rebounds to go along with three others who scored in double figures for USC Upstate.

The Gamecocks (2-5) grabbed an early 4-0 lead after senior guard Bruce Ellington found Johnson cutting to the basket, but the Spartans (6-5) quickly tied the game up, scoring on consecutive possessions before senior forward Torrey Craig the road team a one-point advantage from the line.

Carolina responded with a 10-1 run ignited by back-to-back 3's from Thornwell and Duane Notice in less than three minutes. Sophomore forward Liamonas Chatkevicius capped off the run by tipping in a missed attempt from 3 from Brenton Williams.

After a lay-up from Glenn cut the Gamecocks advantage to 24-14 with seven minutes remaining, Williams pushed the lead back 13 with his first 3-pointer of the game. Less than a minute later, Notice turned over Jodd Maxey and quickly found Williams open on the break on the right side for another 3 to extend the run to 8-2 and push the lead to 32-16.

Fueled by six-straight made field goals to the end the half, that included three 3's over the final four-plus minutes, USC Upstate cut the Gamecock lead to 37-33 at the break. The Spartans outscored Carolina 17-4 to close the half as the Gamecocks shot 2-9 over the final four-plus minutes.

Out of the break, Ellington scored his first points of the game on a 3-pointer to push the home side's lead to seven.

With 14 minutes to play on a fast break, the Spartans looked to cut the Gamecocks advantage to one, but Desmond Ringer tracked back and blocked the lay-up attempt. The rebound was passed ahead to Williams who cut into the lane and found Mindaugas Kacinas under the basket to give them a 45-40 lead.

With under 12 minutes remaining, Williams lost the handle on the ball during a drive into the lane that led to Ty Greene finding Fred Miller on the break for two of his 10 points to cut the Gamecocks lead to 45-44. The Spartans grabbed their first lead since the early going as Miller found ShunQuez Stephens cutting to the basket on the next possession.

Up by one at 52-51 with just over seven minutes to play, Carolina saw the Spartans hit a 10-2 run which Craig capped by dunking a missed 3-point attempt from Greene to push the road team's lead to seven.

Ellington began to push the tempo, hitting a jumper at the opposite end before driving to the basket on the next possession after a steal from Kacinas. The senior's lay-up was off the mark, but Demetrius Henry was there to clean up the miss on a dunk to bring to the Gamecocks within three at 61-58 with less than four minutes remaining.

After a Glenn hit one of two from the line as Henry picked up his fifth foul of the game, Carolina pulled within two as Johnson found Ellington at the top of the key for his second 3-pointer of the day. The Spartans though quickly responded Glenn found Greene in the corner for three of his 10 points.

Down three, Johnson drove to the basket and forced a foul on the Spartans, but the ball wouldn't drop for the junior. He converted on the pair, but Miller converted on a three-point play on the other end to extend the Spartans' lead to 69-65 with 37 seconds. Thornwell missed a 3-point attempt on the Gamecocks following possession.

After shooting 11-29 (37.9 percent) in the first half, the Spartans shot 13-27 (48.1 percent) compared to the Gamecocks second half percentage of 27.8 percent (10-36). South Carolina finished the night shooting 23-69 (33.3 percent) from the field while USC Upstate hit 24-56 (42.9 percent).

**GAME 6**



Official Basketball Box Score - Game Totals - Final Statistics  
**Manhattan vs South Carolina**  
12/17/13 7 p.m. ET at Columbia, S.C. (Colonial Life Arena)

**Manhattan 86 • 8-2**

| ##     | Player            | Total |       |      | 3-Ptr |     |     | Rebounds |     |     | PF | TP | A | TO | Bk  | Stl | Min |
|--------|-------------------|-------|-------|------|-------|-----|-----|----------|-----|-----|----|----|---|----|-----|-----|-----|
|        |                   | FG    | FGA   | FT   | FTA   | Off | Def | Total    | Off | Def |    |    |   |    |     |     |     |
| 24     | Beamon, George    | f     | 8-13  | 3-4  | 7-7   | 2   | 3   | 5        | 2   | 26  | 1  | 0  | 0 | 4  | 29  |     |     |
| 05     | Brown, Rhameel    | f     | 2-4   | 0-0  | 1-2   | 1   | 4   | 5        | 4   | 5   | 0  | 0  | 4 | 0  | 16  |     |     |
| 12     | Stores, Rashawn   | g     | 0-2   | 0-2  | 2-2   | 0   | 2   | 2        | 4   | 2   | 1  | 0  | 0 | 1  | 16  |     |     |
| 23     | Williams, Rich    | g     | 4-4   | 0-0  | 1-1   | 1   | 1   | 2        | 4   | 9   | 0  | 0  | 0 | 0  | 7   |     |     |
| 01     | Alvarado, Michael | g     | 4-8   | 2-2  | 10-11 | 1   | 2   | 3        | 20  | 6   | 2  | 0  | 1 | 30 |     |     |     |
| 00     | Richards, Shane   | g     | 1-5   | 1-5  | 0-0   | 0   | 2   | 2        | 3   | 0   | 2  | 0  | 2 | 14 |     |     |     |
| 02     | Wilson, Tyler     | g     | 1-2   | 0-0  | 0-0   | 1   | 1   | 1        | 4   | 2   | 1  | 1  | 0 | 11 |     |     |     |
| 13     | Andujar, Emmy     | g     | 1-5   | 0-0  | 2-2   | 2   | 3   | 5        | 2   | 4   | 3  | 5  | 1 | 26 |     |     |     |
| 30     | Pankey, Ashton    | g     | 2-6   | 0-0  | 5-8   | 3   | 2   | 5        | 9   | 0   | 1  | 4  | 0 | 24 |     |     |     |
| 32     | Allen, Carlton    | g     | 0-0   | 0-0  | 0-0   | 0   | 0   | 0        | 0   | 0   | 0  | 0  | 0 | 1  |     |     |     |
| 33     | Kates, Donovan    | g     | 0-0   | 0-0  | 6-6   | 0   | 1   | 1        | 6   | 1   | 3  | 0  | 0 | 25 |     |     |     |
|        | Team              |       |       |      | 1     | 1   | 2   |          |     |     |    |    |   |    |     |     |     |
| Totals |                   |       | 23-49 | 6-13 | 34-39 | 12  | 21  | 33       | 30  | 86  | 13 | 16 | 9 | 11 | 200 |     |     |

|                 |       |       |           |       |       |       |       |       |                   |     |
|-----------------|-------|-------|-----------|-------|-------|-------|-------|-------|-------------------|-----|
| FG % 1st Half:  | 12-28 | 42.9% | 2nd half: | 11-21 | 52.4% | Game: | 23-49 | 46.9% | Deadball Rebounds | 7.2 |
| 3FG % 1st Half: | 3-8   | 37.5% | 2nd half: | 3-5   | 60.0% | Game: | 6-13  | 46.2% |                   |     |
| FT % 1st Half:  | 18-19 | 94.7% | 2nd half: | 16-20 | 80.0% | Game: | 34-39 | 87.2% |                   |     |

**South Carolina 68 • 2-4**

| ##     | Player               | Total |       |     | 3-Ptr |     |     | Rebounds |     |     | PF | TP | A | TO  | Bk | Stl | Min |
|--------|----------------------|-------|-------|-----|-------|-----|-----|----------|-----|-----|----|----|---|-----|----|-----|-----|
|        |                      | FG    | FGA   | FT  | FTA   | Off | Def | Total    | Off | Def |    |    |   |     |    |     |     |
| 21     | HENRY, Demetrius     | f     | 2-6   | 0-0 | 0-2   | 1   | 2   | 4        | 4   | 0   | 1  | 0  | 0 | 0   | 19 |     |     |
| 25     | KACINAS, Mindaugas   | f     | 3-4   | 0-0 | 1-4   | 1   | 4   | 5        | 5   | 7   | 2  | 1  | 1 | 24  |    |     |     |
| 00     | THORNWELL, Sindarius | g     | 3-9   | 1-2 | 10-13 | 2   | 3   | 5        | 0   | 17  | 3  | 1  | 1 | 36  |    |     |     |
| 04     | JOHNSON, Tyrone      | g     | 3-8   | 0-0 | 6-11  | 1   | 2   | 3        | 12  | 3   | 3  | 0  | 0 | 27  |    |     |     |
| 23     | ELLINGTON, Bruce     | g     | 3-6   | 1-4 | 0-0   | 1   | 1   | 3        | 7   | 2   | 3  | 0  | 0 | 23  |    |     |     |
| 01     | WILLIAMS, Brenton    | g     | 0-1   | 0-1 | 0-0   | 0   | 0   | 0        | 1   | 0   | 1  | 1  | 0 | 6   |    |     |     |
| 05     | SHAW, Jaylen         | g     | 0-2   | 0-0 | 0-0   | 0   | 1   | 1        | 0   | 2   | 2  | 0  | 0 | 15  |    |     |     |
| 10     | NOTICE, Duane        | g     | 0-0   | 0-0 | 0-0   | 0   | 0   | 0        | 1   | 0   | 1  | 3  | 0 | 7   |    |     |     |
| 14     | CHATKEVICIUS, L.     | g     | 3-6   | 0-0 | 1-2   | 1   | 3   | 4        | 2   | 7   | 0  | 0  | 0 | 16  |    |     |     |
| 15     | THEUS JR., Reggie    | g     | 0-0   | 0-0 | 0-0   | 0   | 0   | 0        | 0   | 0   | 0  | 0  | 0 | 2   |    |     |     |
| 20     | MCKIE, Justin        | g     | 0-0   | 0-0 | 0-0   | 0   | 0   | 0        | 0   | 0   | 0  | 0  | 0 | 4   |    |     |     |
| 24     | CARRERA, Michael     | g     | 2-8   | 0-0 | 4-4   | 3   | 1   | 4        | 10  | 1   | 0  | 0  | 0 | 14  |    |     |     |
| 32     | RINGER, Desmond      | g     | 3-2   | 0-0 | 0-2   | 0   | 0   | 0        | 4   | 0   | 0  | 0  | 0 | 5   |    |     |     |
| 35     | STEELE, Brian        | g     | 0-0   | 0-0 | 0-0   | 0   | 0   | 0        | 0   | 0   | 0  | 0  | 0 | 2   |    |     |     |
|        | Team                 |       |       |     | 2     | 1   | 3   |          |     |     |    |    |   |     |    |     |     |
| Totals |                      |       | 22-52 | 2-7 | 22-38 | 12  | 15  | 27       | 23  | 68  | 15 | 16 | 3 | 200 |    |     |     |

|                 |       |       |           |       |       |       |       |       |                   |      |
|-----------------|-------|-------|-----------|-------|-------|-------|-------|-------|-------------------|------|
| FG % 1st Half:  | 12-26 | 46.2% | 2nd half: | 10-26 | 38.5% | Game: | 22-52 | 42.3% | Deadball Rebounds | 11.2 |
| 3FG % 1st Half: | 1-3   | 33.3% | 2nd half: | 1-4   | 25.0% | Game: | 2-7   | 28.6% |                   |      |
| FT % 1st Half:  | 9-19  | 47.4% | 2nd half: | 13-19 | 68.4% | Game: | 22-38 | 57.9% |                   |      |

Officials: Doug Shows, Anthony Jordan, Michael Stephens  
Technical fouls: Manhattan-None. South Carolina-None.  
Attendance: 7533

| Score by periods | 1st | 2nd | Total | Points | In | Off | 2nd | Fast | Bench |
|------------------|-----|-----|-------|--------|----|-----|-----|------|-------|
| Manhattan        | 45  | 41  | 86    | 32     | 22 | 15  | 12  | 24   | 34    |
| South Carolina   | 34  | 34  | 68    | 34     | 21 | 11  | 6   | 21   | 21    |

Last FG - MAN 2nd-00:18, SC 2nd-01:00.  
Largest lead - MAN by 18 2nd-01:21, SC by 6 1st-18:31.  
Score tied - 6 times.  
Lead changed - 6 times.

**GAME 7**



Official Basketball Box Score - Game Totals - Final Statistics  
**USC Upstate vs South Carolina**  
12/19/13 4 p.m. ET at Columbia, S.C. (Colonial Life Arena)

**USC Upstate 74 • 6-5**

| ##     | Player              | Total |       |      | 3-Ptr |     |     | Rebounds |     |     | PF | TP | A | TO | Bk  | Stl | Min |
|--------|---------------------|-------|-------|------|-------|-----|-----|----------|-----|-----|----|----|---|----|-----|-----|-----|
|        |                     | FG    | FGA   | FT   | FTA   | Off | Def | Total    | Off | Def |    |    |   |    |     |     |     |
| 05     | GREENE, Ty          | *     | 3-12  | 2-10 | 2-2   | 0   | 3   | 2        | 10  | 1   | 0  | 0  | 2 | 32 |     |     |     |
| 02     | GLENN, Ricardo      | *     | 8-12  | 0-0  | 5-10  | 4   | 10  | 14       | 2   | 21  | 5  | 1  | 2 | 32 |     |     |     |
| 23     | CRAIG, Torrey       | *     | 3-12  | 1-6  | 6-10  | 4   | 2   | 6        | 3   | 13  | 2  | 4  | 1 | 30 |     |     |     |
| 24     | MAXEY, Jodd         | *     | 1-4   | 0-0  | 2-4   | 1   | 6   | 7        | 1   | 4   | 1  | 4  | 0 | 22 |     |     |     |
| 03     | BLESSING, Mario     | *     | 0-2   | 0-1  | 0-0   | 1   | 0   | 1        | 4   | 0   | 3  | 2  | 0 | 21 |     |     |     |
| 31     | MUWENYEGA, Karim    | *     | 2-4   | 2-3  | 1-2   | 0   | 2   | 0        | 7   | 2   | 1  | 0  | 0 | 17 |     |     |     |
| 15     | STEPHENS, ShunQuez  | *     | 2-2   | 0-0  | 2-3   | 0   | 4   | 2        | 6   | 1   | 1  | 1  | 1 | 10 |     |     |     |
| 32     | MILLER, Fred        | *     | 4-5   | 1-1  | 1-2   | 0   | 2   | 0        | 10  | 2   | 1  | 0  | 3 | 23 |     |     |     |
| 34     | OLUMUYIWA, Babatund | *     | 0-0   | 0-0  | 0-0   | 0   | 1   | 1        | 0   | 0   | 0  | 1  | 0 | 5  |     |     |     |
| 04     | BUCHANAN, Michael   | *     | 1-3   | 0-0  | 1-3   | 0   | 2   | 2        | 3   | 0   | 0  | 0  | 0 | 8  |     |     |     |
|        | Team                |       |       |      | 1     | 2   | 3   |          |     |     |    |    |   |    |     |     |     |
| Totals |                     |       | 24-56 | 6-21 | 20-35 | 13  | 32  | 45       | 17  | 74  | 17 | 14 | 5 | 8  | 200 |     |     |

|                 |       |       |           |       |       |       |       |       |                   |   |
|-----------------|-------|-------|-----------|-------|-------|-------|-------|-------|-------------------|---|
| FG % 1st Half:  | 11-29 | 37.9% | 2nd half: | 13-27 | 48.1% | Game: | 24-56 | 42.9% | Deadball Rebounds | 6 |
| 3FG % 1st Half: | 3-13  | 23.1% | 2nd half: | 3-8   | 37.5% | Game: | 6-21  | 28.6% |                   |   |
| FT % 1st Half:  | 8-13  | 61.5% | 2nd half: | 12-22 | 54.5% | Game: | 20-35 | 57.1% |                   |   |

**South Carolina 68 • 2-5**

| ## | Player               | Total |      |      | 3-Ptr |     |     | Rebounds |     |     | PF | TP | A | TO | Bk | Stl | Min |
|----|----------------------|-------|------|------|-------|-----|-----|----------|-----|-----|----|----|---|----|----|-----|-----|
|    |                      | FG    | FGA  | FT   | FTA   | Off | Def | Total    | Off | Def |    |    |   |    |    |     |     |
| 00 | THORNWELL, Sindarius | *     | 6-18 | 3-10 | 4-6   | 2   | 5   | 7        | 4   | 19  | 3  | 5  | 0 | 1  | 29 |     |     |
| 04 | JOHNSON, Tyrone      | *     | 2-6  | 0-1  | 7-8   | 1   | 3   | 4        | 1   | 11  | 3  | 2  | 0 | 1  | 27 |     |     |
| 21 | HENRY, Demetrius     | *     | 2-7  | 0-0  | 0-2   | 4   | 3   | 7        | 5   | 4   | 0  | 1  | 1 | 16 |    |     |     |
| 23 | ELLINGTON, Bruce     | *     | 3-13 | 2-8  | 0-0   | 0   | 2   | 2        | 3   | 8   | 2  | 0  | 1 | 29 |    |     |     |
| 25 | KACINAS, Mindaugas   | *     | 2-5  | 0-1  | 1-2   | 3   | 6   | 9        | 2   | 5   | 2  | 1  | 1 | 36 |    |     |     |
| 01 | WILLIAMS, Brenton    | *     | 3-9  | 2-8  | 0-0   | 0   | 2   | 0        | 8   | 2   | 2  | 0  | 1 | 20 |    |     |     |
| 05 | SHAW, Jaylen         | *     | 0-0  | 0-0  | 0-0   | 0   | 0   | 0        | 0   | 0   | 0  | 0  | 0 | 0  |    |     |     |
| 10 | NOTICE, Duane        | *     | 1-2  | 1-1  | 2-2   | 0   | 0   | 0        | 1   | 5   | 3  | 0  | 0 | 14 |    |     |     |
| 14 | CHATKEVICIUS, L.     | *     | 3-6  | 0-0  | 0-0   | 2   | 4   | 6        | 0   | 0   | 0  | 0  | 0 | 12 |    |     |     |
| 32 | RINGER, Desmond      | *     | 1-3  | 0-0  | 0-0   | 1   | 2   | 4        | 2   | 0   | 1  | 2  | 0 | 14 |    |     |     |
|    | Team                 |       |      |      | 4     | 2   | 6   |          | </  |     |    |    |   |    |    |     |     |

**GAME 9 - BOISE STATE 80, SOUTH CAROLINA 54**  
**DEC. 23, 2013/STAN SHERIFF CENTER/HONOLULU, HI.**  
**HAWAIIAN AIRLINES DIAMOND HEAD CLASSIC**

HONOLULU, Hawaii - South Carolina (3-6) suffered an 80-54 loss to Boise State (10-2) in the semifinals of the Hawaiian Airlines Diamond Head Classic on Monday. The Gamecocks will face Akron on Wednesday, Dec. 25, in the third-place game at 6:30 p.m. ET at ESPN2.

Senior guard Brenton Williams led Carolina with 14 points in the game, and freshman guard Duane Notice added 13. The Gamecocks recorded just six assists and 18 turnovers on the night, hitting 37.3 percent (19-51) from the field, compared to the 53.7 percent (29-54) from the Broncos. Junior guard Anthony Drmic paced Boise State with a game high 30 points and three steals.

The veteran Broncos jumped out to an early 9-4 lead behind seven points from Drmic. The Broncos extended their lead to as many as nine in the early goings before a 3 from Williams and lay-in from Notice brought the score to 15-9 Broncos with 12:50 remaining in the first half.

South Carolina started just 4-of-12 from the floor to open the contest and both teams struggled near the eight-minute mark to find the basket with Boise State holding a 22-15 advantage.

A 3 from Boise State's Thomas Bropleh was answered with a 3 from Williams with 5:03 on the clock in the first half to bring the score to 29-21 Broncos.

Junior guard Tyrone Johnson completed a 3-point play from the line after a Broncos foul with just under three minutes remaining in the half, but the Gamecocks would add just two more points before the break. Boise State's Nick Duncan hit a 3 with 40 seconds remaining and Bropleh connected on a lay-in just before the halftime buzzer for a 43-28 Broncos lead at the half.

South Carolina shot just 38 percent (10-26) in the opening stanza, compared to 53.6 percent (15-28) from Boise State. Williams recorded 10 points to pace the Gamecocks and Drmic scored 21 for Boise State in the half. The Broncos also scored 12 points off of 11 Gamecock turnovers in the set.

Notice scored five points early in the second half, but Boise State's Ryan Watkins connected for a pair of lay-ups and Drmic a free throw to put the Broncos lead at 48-33 with 16:41 to play.

A lay-in from Williams broke a four-minute scoreless streak for Carolina at the 13:46 mark. Boise State answered with lay-ups on consecutive possessions from Drmic and Bropleh and the Gamecocks trailed 56-35 with just over 12 minutes to play.

South Carolina continued to struggle from the floor. Jeff Elorriaga hit 3s on consecutive Broncos possessions, before sophomore forward Brian Steele hit his first basket of the contest, a 3, with 8:08 showing on the clock to put the score at 67-40 Boise State.

The Gamecocks battled the remainder of the half, but Boise State's lead was too much and the Broncos closed the 80-54 victory.

**GAME 10 - SOUTH CAROLINA 69, AKRON 59**  
**DEC. 25, 2013/STAN SHERIFF CENTER/HONOLULU, HI.**  
**HAWAIIAN AIRLINES DIAMOND HEAD CLASSIC**

HONOLULU, Hawaii - South Carolina trailed by as many as nine in the first half, but the Gamecocks (4-6) out-scored Akron 44-28 in the second half to defeat the Zips (6-4) 69-59 to take third place at the Hawaiian Airlines Diamond Head Classic on Christmas Day in Honolulu. Five Gamecocks scored in double-figures, led by freshman guard Duane Notice with a season high 15 points.

"I was proud of our guys," South Carolina head coach Frank Martin said. "I thought we played real hard against Saint Mary's and didn't play very good against Boise, they had a lot to do with it, but proud of our young team that we didn't dwell on that negative moment and really came out today and battled."

"Today we tried to stick to our disciplines. And we fought and made the effort plays, we came up with the loose balls and we got on the offensive glass which created extra possessions and put us on the foul line."

The Gamecocks won the rebound battle 38-35 and scored 46 points in the paint. After poor shooting in the opening half, Carolina hit 46.7 percent in the second half to finish the contest with a 41.7 percentage (25-60) from the floor. Akron hit just 37.9 percent (22-58) for the game.

South Carolina committed a near season low 10 turnovers in the game, including just two giveaways in the second half. The Zips committed 16 turnovers, which led to 20 Carolina points, including 14 in the second half.

South Carolina committed three turnovers early in the contest, which led to four points for Zips and Akron found itself with a 6-0 lead with just under 17 minutes showing on the clock, which forced Gamecock head coach Frank Martin to call an early timeout.

A 3 from senior guard Brenton Williams brought the Gamecocks within three at 10-7 at the 13-minute mark. The teams traded baskets midway through the half before a lay-in from Notice on an assist from Williams tied the contest at 13 with 9:27 showing.

Akron's Jake Kretzer hit a 3 for the Zips and Demetrius Treadwell added one from the free throw line, but the Gamecocks responded with another 3 from Williams and dunk from freshman guard Sindarius Thornwell to take their first lead of the game at 18-17 with 7:33 to play before the half.

A lay-in from freshman forward Desmond Ringer with 2:26 remaining in the first half broke a five-minute scoreless streak for Carolina and put the score at 24-20 Zips. Akron would score five unanswered in a span of 30 seconds to lead by nine with 1:46 remaining.

South Carolina would end the half on a 5-2 run with a 3-point play from Notice and jumper from sophomore forward Michael Carrera and the score stood at 31-25 Akron at the half.

The Gamecocks hit 11-of-30 attempts for a 36.7 percentage in the first half from the floor, with the Zips slightly better at 40 percent (12-30). Akron converted eight Gamecock turnovers into eight points, and the Zips tallied nine second-chance points in the half, compared to four for the Gamecocks on seven offensive rebounds.

Two Akron turnovers led to four points at the foul line from Thornwell early in the second half to bring the Gamecocks within two to 31-33.

South Carolina continued to play aggressively on both ends of the under-16 minute media timeout. Carrera scored on a lay-in following a made free throw from Akron's Quincy Diggs, and Williams hit two from the free throw line to give South Carolina a 37-36 uphurd with 15:14 remaining.

Back and forth play followed with Treadwell and Diggs adding lay-ups for the Zips, but Carrera, Notice and Williams responded with jumpers for Carolina and the score stood at 43-42 Gamecocks at the under-12 minute media timeout.

Junior guard Ty Johnson extended the lead with a pair from the line, and Notice put the score at 49-43 Gamecocks with just under 11 minutes remaining.

A pair of free throws from Williams gave Carolina a 53-45 uphurd with just over seven minutes to play, but Treadwell connected for two free throws and Diggs hit a 3 from the corner to pull the Zips within five at 55-50 with 5:31 showing. Following a Carolina timeout, Johnson hit his fourth consecutive free throw and Carolina's lead was seven.

Notice converted lay-ups on consecutive possessions for his 15th point of the contest, stealing a pass attempt from the Zips on the second basket to put the Carolina lead at 63-56 at the final media timeout of the contest.

Akron had their chances late in the contest, unable to convert on several lay-ups due to high pressure from Carolina's defense at the basket.

Johnson hit a lay-in with one second remaining on the shot clock with under a minute to play, and sophomore forward Mindaugas Kacinas added a with a dunk to put the score at 67-56 Gamecocks.

Akron's Quincy would hit a late 3, but Ringer connected for two at the free throw line to secure the 69-59 Gamecock victory.

Thornwell and Williams posted 12 points each in the win, and Carrera and Johnson contributed 10 a piece. Johnson's five assists were also a game high.

**GAME 11 - SOUTH CAROLINA 78, AKRON 45**  
**DEC. 28, 2013/COLONIAL LIFE ARENA**

COLUMBIA, S.C. - Playing for the second time since Christmas, South Carolina (5-6) cruised to a 78-45 win in today's rematch with Akron (6-5) at Colonial Life Arena behind a stellar day from senior guard Brenton Williams who tied a career-high in 3-pointers (6) and field goal attempts (17) as he led all scorers with 24 points.

To go with Williams' 6-9 shooting from beyond the arc, sophomore Michael Carrera chipped in a season-best 13 points as well as seven rebounds. Sophomore Mindaugas Kacinas also tallied double-figures on the afternoon with 11 points. Akron was led by Quincy Diggs who recorded 13 points.

After the Zips grabbed an early 4-0 lead, the Gamecocks quickly erased it from the 3-point line as Sindarius Thornwell and Williams hit back-to-back 3s to open up the game for Carolina.

Williams extend the lead to five just under five minutes into the game, but Akron hit a 7-0 spurt over the next three minutes as Deji Ibitayo collected five of five points during the run that gave the Zips a 14-12 lead.

After reclaiming the lead on a pair of free throws from Kacinas, the sophomore extended the lead to three with a lay-in after a strong drive through the lane from Duane Notice freed him up under the rim. A rebound on a his own missed free throw from Thornwell on the Gamecocks next possession allowed Carolina push the lead to 24-18. Notice collected one of his career-high six assists as he found Williams on the right side for an open 3.

Akron managed to cut the deficit to two with 1:46 remaining, but the strong shooting from Williams continued as the senior hit his third 3-pointer of the half. Williams ended the half with 11 points, hitting a season-high three 3's as the Gamecocks took a 30-24 lead into the half.

South Carolina continued its first-half momentum into the second 20 minutes. After missing on its first two shots of the half, the Gamecocks raced out to a 17-1 run with six different players scoring in the opening eight-plus minutes of the half. The Gamecocks held the Zips to 0-6 from field during the stretch as they pushed the lead to 47-25 with 12:24 remaining in the game.

After Pat Forsythe hit a jumper to end the drought for the Zips, Williams connected on his fourth and fifth 3s of the afternoon on back-to-back possessions to give the Gamecocks a 53-27 lead with 10:49 left.

With just over eight minutes remaining, the Gamecocks went on an 11-0 run starting with Carrera passing his season-high mark with his 13th point of the day. The three-minute stretch also saw Kacinas score four of his 11 points as the Gamecocks took a 69-35 lead.

During the run, Williams tied John Roche's school record for consecutive made free throws at 41. Williams' stretch dates back to Feb. 28, 2013 when he hit the second of two free throws against Missouri. Roche accumulated his streak during the 1970 season in a four game stretch (Wake Forest, Davidson, Duke, at N.C. State) from Feb. 9-18.

The 33-point win for the Gamecocks was keyed by a season-high 20 assists to only seven turnovers. Four days ago, Carolina had 12-10 ratio against Zips in its 10-point win at the Diamond Head Classic.

The Gamecocks had a strong performance defensively on the afternoon as they turned the Zips over 21 times and held them to 13-40 (32.5 percent) from the field. Carolina finished the day shooting 28-63 (44.4 percent), going 8-15 (53.3 percent) from 3.

**GAME 9**

Official Basketball Box Score - Game Totals - Final Statistics  
**South Carolina vs Boise State**  
 12/23/13 4:00 p.m. at Stan Sheriff Center - Honolulu, HI

**South Carolina 54 • 3-6**

| #      | Player               | Total  |      | 3-Ptr |     | Rebounds |     |     | PF | TP | A  | T | Bk | Stl | Min |
|--------|----------------------|--------|------|-------|-----|----------|-----|-----|----|----|----|---|----|-----|-----|
|        |                      | FG     | FGA  | FG    | FGA | FT       | FTA | Off |    |    |    |   |    |     |     |
| 01     | THORNWELL, Sindarius | * 0-6  | 0-1  | 1-2   | 1   | 0        | 1   | 3   | 1  | 0  | 2  | 0 | 0  | 1   | 18  |
| 04     | JOHNSON, Tyrone      | * 2-7  | 0-3  | 1-2   | 0   | 1        | 1   | 0   | 5  | 3  | 0  | 0 | 0  | 0   | 21  |
| 10     | NOTICE, Duane        | * 5-10 | 1-3  | 2-4   | 0   | 2        | 2   | 2   | 13 | 1  | 0  | 0 | 0  | 0   | 33  |
| 21     | HENRY, Demetrius     | * 3-5  | 0-0  | 0-0   | 1   | 2        | 3   | 2   | 6  | 0  | 3  | 2 | 0  | 0   | 20  |
| 25     | KACINAS, Mindaugas   | * 0-1  | 0-0  | 0-1   | 1   | 2        | 3   | 2   | 0  | 1  | 3  | 0 | 0  | 0   | 28  |
| 01     | WILLIAMS, Brenton    | 4-12   | 2-7  | 4-4   | 1   | 2        | 3   | 14  | 0  | 2  | 0  | 0 | 0  | 1   | 29  |
| 05     | SHAW, Jaylen         | 0-0    | 0-0  | 0-0   | 0   | 0        | 0   | 0   | 0  | 0  | 0  | 0 | 0  | 2   |     |
| 14     | CHATKEVICIUS, L.     | 1-2    | 0-0  | 0-0   | 1   | 5        | 6   | 2   | 1  | 2  | 2  | 0 | 0  | 13  |     |
| 15     | THEUS JR., Reggie    | 1-1    | 0-0  | 0-0   | 0   | 1        | 1   | 0   | 2  | 0  | 0  | 0 | 0  | 4   |     |
| 20     | MCKIE, Justin        | 0-1    | 0-1  | 0-0   | 0   | 1        | 1   | 0   | 0  | 0  | 0  | 0 | 0  | 5   |     |
| 24     | CARRERA, Michael     | 2-3    | 0-0  | 4-5   | 1   | 0        | 1   | 1   | 8  | 0  | 0  | 0 | 0  | 7   |     |
| 32     | RINGER, Desmond      | 0-1    | 0-0  | 0-0   | 0   | 0        | 0   | 0   | 2  | 0  | 1  | 0 | 0  | 9   |     |
| 35     | STEELE, Brian        | 1-2    | 1-1  | 0-0   | 0   | 0        | 0   | 0   | 3  | 0  | 2  | 0 | 0  | 11  |     |
| Team   |                      |        |      | 3     |     | 5        |     | 8   |    | 2  |    |   |    |     |     |
| Totals |                      | 19-51  | 4-16 | 12-18 | 9   | 21       | 30  | 18  | 54 | 6  | 18 | 4 | 3  | 200 |     |

FG % 1st Half: 10-26 38.5% 2nd Half: 9-25 36.0% Game: 19-51 37.3%  
 3FG % 1st Half: 2-9 22.2% 2nd Half: 2-7 28.6% Game: 4-16 25.0%  
 FT % 1st Half: 6-9 66.7% 2nd Half: 6-9 66.7% Game: 12-18 66.7%

**Boise State 80 • 10-2**

| #      | Player              | Total   |      | 3-Ptr |     | Rebounds |     |     | PF | TP | A | T | Bk | Stl | Min |
|--------|---------------------|---------|------|-------|-----|----------|-----|-----|----|----|---|---|----|-----|-----|
|        |                     | FG      | FGA  | FG    | FGA | FT       | FTA | Off |    |    |   |   |    |     |     |
| 00     | WATKINS, Ryan       | * 4-7   | 0-0  | 0-2   | 2   | 1        | 3   | 4   | 8  | 3  | 0 | 0 | 0  | 0   | 22  |
| 02     | MARKS, Derrick      | * 1-2   | 0-0  | 2-2   | 0   | 0        | 0   | 4   | 4  | 0  | 1 | 0 | 0  | 19  |     |
| 03     | DRMIC, Anthony      | * 10-17 | 2-6  | 8-11  | 1   | 5        | 6   | 30  | 1  | 1  | 0 | 3 | 0  | 35  |     |
| 11     | ELORRIAGA, Jeff     | * 3-7   | 3-6  | 0-0   | 1   | 3        | 4   | 9   | 0  | 1  | 1 | 0 | 0  | 30  |     |
| 14     | HADZIMEROVICI, Igor | * 1-4   | 0-1  | 0-0   | 1   | 7        | 8   | 4   | 2  | 4  | 2 | 1 | 0  | 24  |     |
| 01     | THOMPSON, Mikey     | 4-5     | 1-1  | 1-2   | 0   | 1        | 1   | 4   | 10 | 3  | 1 | 0 | 0  | 21  |     |
| 04     | BROPLEH, Thomas     | 3-6     | 1-3  | 2-2   | 1   | 0        | 1   | 0   | 9  | 5  | 1 | 1 | 0  | 22  |     |
| 05     | HANSTAD, Joe        | 0-0     | 0-0  | 0-0   | 0   | 0        | 0   | 0   | 0  | 0  | 0 | 0 | 0  | 1   |     |
| 13     | DUNCAN, Nick        | 2-5     | 2-5  | 0-0   | 0   | 2        | 2   | 6   | 0  | 1  | 1 | 0 | 0  | 20  |     |
| 20     | NEBEKER, Joey       | 0-0     | 0-0  | 0-0   | 0   | 0        | 0   | 0   | 0  | 1  | 0 | 0 | 0  | 1   |     |
| 21     | DUKULIS, Edmunds    | 0-0     | 0-0  | 0-0   | 0   | 0        | 0   | 1   | 0  | 0  | 0 | 0 | 0  | 1   |     |
| 25     | TRENT, Dezmyne      | 1-1     | 0-0  | 0-0   | 0   | 0        | 0   | 0   | 2  | 0  | 0 | 0 | 0  | 1   |     |
| 34     | NESS, Jake          | 0-0     | 0-0  | 0-0   | 0   | 0        | 0   | 0   | 0  | 0  | 0 | 0 | 0  | 2   |     |
| Team   |                     |         |      | 1     |     | 2        |     | 3   |    | 2  |   |   |    |     |     |
| Totals |                     | 29-54   | 9-22 | 13-19 | 7   | 21       | 28  | 22  | 80 | 16 | 9 | 3 | 7  | 200 |     |

FG % 1st Half: 15-28 53.6% 2nd Half: 14-26 53.7% Game: 29-54 53.7%  
 3FG % 1st Half: 5-11 45.5% 2nd Half: 4-11 36.4% Game: 9-22 40.9%  
 FT % 1st Half: 8-11 72.7% 2nd Half: 5-8 62.5% Game: 13-19 68.4%

Officials: Darron George, Kip Kissingner, Jason Baker  
 Technical Fouls: South Carolina-None, Boise State-None.  
 Attendance:  
 Hawaiian Airlines Diamond Head Classic Semifinal

| Score by periods | 1st | 2nd | Total |
|------------------|-----|-----|-------|
| South Carolina   | 28  | 26  | 54    |
| Boise State      | 43  | 37  | 80    |

Last FG - SC 2nd-02:29, BSU 2nd-00:33.  
 Largest lead - SC None, BSU by 30 2nd-08:52.  
 Score tied - 0 times.  
 Lead changed - 0 times.

**GAME 10**

Official Basketball Box Score - Game Totals - Final Statistics  
**Akron vs South Carolina**  
 12/25/13 1:30pm at Stan Sheriff Center - Honolulu

**Akron 59 • 4-4**

| #      | Player               | Total  |      | 3-Ptr |     | Rebounds |     |     | PF | TP | A  | T | Bk | Stl | Min |
|--------|----------------------|--------|------|-------|-----|----------|-----|-----|----|----|----|---|----|-----|-----|
|        |                      | FG     | FGA  | FG    | FGA | FT       | FTA | Off |    |    |    |   |    |     |     |
| 01     | TREADWELL, Demetrius | * 4-9  | 0-0  | 4-5   | 2   | 5        | 7   | 12  | 0  | 2  | 0  | 1 | 0  | 33  |     |
| 03     | EVANS, Nyles         | * 2-7  | 0-2  | 1-2   | 0   | 0        | 3   | 5   | 0  | 0  | 0  | 1 | 0  | 21  |     |
| 10     | HARNEY, Nick         | * 4-10 | 0-0  | 1-3   | 6   | 0        | 6   | 9   | 3  | 1  | 0  | 0 | 0  | 25  |     |
| 21     | MACADAMS, Reggie     | * 1-3  | 0-2  | 2-3   | 2   | 1        | 3   | 1   | 4  | 0  | 1  | 0 | 0  | 18  |     |
| 34     | FORSYTHE, Pat        | * 2-3  | 0-0  | 0-1   | 1   | 2        | 4   | 4   | 0  | 2  | 3  | 1 | 0  | 14  |     |
| 04     | IBITAYO, Deji        | 1-3    | 1-2  | 0-0   | 1   | 4        | 5   | 0   | 2  | 0  | 3  | 0 | 0  | 13  |     |
| 12     | BETANCOURT, Carmelo  | 0-2    | 0-1  | 0-0   | 0   | 0        | 0   | 0   | 0  | 0  | 0  | 0 | 0  | 2   |     |
| 13     | DIGGS, Quincy        | 3-9    | 2-5  | 2-5   | 1   | 3        | 4   | 10  | 4  | 4  | 0  | 0 | 0  | 27  |     |
| 15     | KRETZER, Jake        | 2-5    | 2-5  | 0-0   | 1   | 2        | 3   | 6   | 1  | 1  | 0  | 1 | 0  | 24  |     |
| 23     | JOHNSON, Isaiah      | 3-7    | 0-0  | 0-0   | 1   | 1        | 2   | 6   | 0  | 0  | 2  | 1 | 0  | 13  |     |
| Team   |                      |        |      | 5     |     | 1        |     | 6   |    |    |    |   |    |     |     |
| Totals |                      | 22-58  | 5-17 | 10-19 | 16  | 19       | 35  | 19  | 59 | 10 | 16 | 8 | 5  | 200 |     |

FG % 1st Half: 12-30 40.0% 2nd Half: 10-28 35.7% Game: 22-58 37.9%  
 3FG % 1st Half: 2-7 28.6% 2nd Half: 3-10 30.0% Game: 5-17 29.4%  
 FT % 1st Half: 5-10 50.0% 2nd Half: 5-9 55.6% Game: 10-19 52.6%

**South Carolina 69 • 4-6**

| #  | Player               | Total  |     | 3-Ptr |     | Rebounds |     |     | PF | TP | A | T | Bk | Stl | Min |
|----|----------------------|--------|-----|-------|-----|----------|-----|-----|----|----|---|---|----|-----|-----|
|    |                      | FG     | FGA | FG    | FGA | FT       | FTA | Off |    |    |   |   |    |     |     |
| 00 | THORNWELL, Sindarius | * 4-11 | 0-2 | 4-5   | 0   | 4        | 4   | 2   | 12 | 2  | 2 | 1 | 0  | 29  |     |
| 01 | WILLIAMS, Brenton    | * 3-8  | 2-4 | 4-4   | 1   | 3        | 4   | 2   | 12 | 2  | 0 | 1 | 0  |     |     |



**GAME 12 - SOUTH CAROLINA 92, MARSHALL 65**  
**DEC. 30, 2013/COLONIAL LIFE ARENA**

**COLUMBIA, S.C.** - After scoring 78 points two days ago, South Carolina (6-6) followed Saturday's performance with its best offensive showing of the season tonight, defeating Marshall (5-8) 92-65 at Colonial Life Arena.

The Gamecocks were led by Tyrone Johnson and Brenton Williams who each scored 18 points on the night. Along with Duane Notice (13) and Demetrius Henry (12), the four combined for 61 of the team's 92 points. Shawn Smith led the Herd with 19 points, while Ryan Taylor chipped in 18.

Williams continued his hot shooting of late from beyond the arc by hitting his first two to give Carolina an early 6-4 lead. After a pair of free throws from Taylor tied-up the game, the Gamecocks went on a 8-3 run as Henry scored four points for Carolina in the paint on consecutive possessions.

As the Herd cut the deficit to three, Henry was there again to extend the lead, hitting a pair of jumpers to push the Gamecocks lead 20-13 with eight minutes remaining.

With Carolina holding a 24-18 lead, Marshall went on a 11-4 run over a two-plus minute span to take a 29-28 lead with 3:55 remaining in the half, its first since taking 4-3 lead early in the game. The Herd went 6-6 from the line during the stretch.

The Gamecocks regained the lead though on a jumpers from Michael Carrera and Johnson. After trading field goals, and the lead, Carolina finished the half on 6-0 run to end the half and take a 36-31 lead into the break after holding Marshall without a field goal over the final 2:44.

Despite allowing the Herd to convert on only eight field goals in the opening 20 minutes, the visitors went 14-20 (70 percent) from the free throw line as the Gamecocks were whistled for 16 fouls.

South Carolina opened the second half on a 9-3 run to take a 45-34 advantage. Sindarius Thornwell scored the three of the first five points of the half after sitting much of the first half with two fouls.

The Herd was able to get the deficit back down to seven with less than 16 minutes to play after a Taylor scored on put back. The Gamecocks quickly countered though as Williams found Notice open in the left corner for a 3. The triple ignited a 14-1 Carolina run over the next three minutes. The freshman ended the night two points off his career-high, but tied his high in assists with six and set a new high in rebounds with six.

With 9:15 remaining, Williams drove to basket and scored a lay-up after being fouled. The senior went to the line and converted on the three-point play and passed John Roche's school record for consecutive free throws made in the process with his 42nd in a row. Williams' streak dates back to Feb. 28, 2013 versus when he hit the second of two free throws versus Missouri.

On Marshall's following possession, Williams turned over Smith and took it the other way to give the Gamecocks a 71-48 lead after a quick 8-2 run with 8:39 remaining.

Holding an 18-point lead with under seven minutes left, Johnson scored six straight points to extend to the Gamecocks lead to 80-57. The junior finished the night by totaling 18 points for the third time this season.

Carolina closed out the game out-scoring the Herd 12-8, to finished off the 92-65 win.

For only the second time this season, South Carolina hit over 55 percent from the field, going 34-66 (56.8 percent), while the defense held Marshall to 37.8 percent (17-45). The shooting helped Carolina negate a 12-point advantage for the Herd on the free throw line as the visitors hit 30-46 (65.2 percent) from the stripe compared to the Gamecocks who were 18-25 (72 percent). Carolina held a decided advantage on the boards at 45-27.

**GAME 12**



Official Basketball Box Score - Game Totals - Final Statistics  
**Marshall vs South Carolina**  
12/30/13 7 p.m. ET at Columbia, S.C. (Colonial Life Arena)

**Marshall 65 • 5-8**

| #      | Player           | Total  |        | 3-Pr   |        | Rebounds |     | PF | TP | A  | T | Bk | Stl | Min   |
|--------|------------------|--------|--------|--------|--------|----------|-----|----|----|----|---|----|-----|-------|
|        |                  | FG-FGA | FG-FGA | FT-FTA | FT-FTA | Off      | Def |    |    |    |   |    |     |       |
| 21     | GOARD, TyQuane   | f      | 1-3    | 0-0    | 2-4    | 2        | 1   | 3  | 4  | 1  | 0 | 0  | 0   | 22    |
| 25     | TAYLOR, Ryan     | f      | 6-11   | 1-2    | 5-8    | 1        | 4   | 5  | 18 | 1  | 0 | 3  | 1   | 29    |
| 01     | CANTY, Kareem    | g      | 2-15   | 0-6    | 7-8    | 0        | 2   | 2  | 3  | 11 | 1 | 1  | 1   | 38    |
| 02     | THOMAS, Chris    | g      | 3-6    | 0-3    | 4-9    | 0        | 1   | 1  | 5  | 10 | 3 | 0  | 1   | 17    |
| 15     | BOYKINS, DeVince | g      | 0-1    | 0-0    | 1-3    | 0        | 2   | 2  | 1  | 0  | 0 | 0  | 0   | 26    |
| 00     | SMITH, Shawn     | g      | 4-6    | 0-1    | 11-15  | 2        | 1   | 3  | 2  | 19 | 1 | 3  | 0   | 29    |
| 13     | SANE, Cheikh     | g      | 1-1    | 0-0    | 0-0    | 1        | 2   | 3  | 3  | 2  | 0 | 2  | 1   | 17    |
| 02     | MANNING, Tamron  | g      | 0-1    | 0-1    | 0-0    | 0        | 2   | 2  | 0  | 0  | 0 | 0  | 0   | 15    |
| 34     | MBO, Yous        | g      | 0-0    | 0-0    | 0-0    | 0        | 0   | 0  | 3  | 0  | 0 | 0  | 0   | 5     |
| 35     | LOOP, Austin     | g      | 0-1    | 0-1    | 0-0    | 0        | 0   | 0  | 0  | 0  | 0 | 0  | 0   | 2     |
| Team   |                  |        |        |        |        | 3        | 3   | 6  |    |    |   |    |     |       |
| Totals |                  |        | 17-45  | 1-14   | 14-34  | 9        | 18  | 27 | 26 | 65 | 9 | 16 | 6   | 2 200 |

FG % 1st Half: 9-22 36.4% 2nd Half: 9-23 39.1% Game: 17-45 37.8%  
3FG % 1st Half: 1-7 14.3% 2nd Half: 0-7 0.0% Game: 1-14 7.1%  
FT % 1st Half: 14-21 66.7% 2nd Half: 16-26 61.5% Game: 30-47 63.8%

**South Carolina 92 • 6-6**

| #      | Player               | Total  |        | 3-Pr   |        | Rebounds |     | PF | TP | A  | T  | Bk | Stl | Min   |
|--------|----------------------|--------|--------|--------|--------|----------|-----|----|----|----|----|----|-----|-------|
|        |                      | FG-FGA | FG-FGA | FT-FTA | FT-FTA | Off      | Def |    |    |    |    |    |     |       |
| 21     | HENRY, Demetrius     | f      | 6-7    | 0-0    | 0-0    | 2        | 0   | 2  | 5  | 12 | 0  | 0  | 0   | 14    |
| 25     | KACINAS, Mindaugas   | f      | 2-5    | 0-0    | 0-0    | 3        | 2   | 5  | 3  | 4  | 2  | 2  | 0   | 16    |
| 00     | THORNWELL, Sindarius | g      | 1-3    | 0-0    | 1-2    | 0        | 1   | 1  | 3  | 3  | 0  | 0  | 0   | 9     |
| 01     | WILLIAMS, Brenton    | g      | 7-11   | 3-5    | 1-1    | 0        | 1   | 1  | 4  | 18 | 3  | 2  | 0   | 20    |
| 10     | NOTICE, Duane        | g      | 4-8    | 1-2    | 4-5    | 2        | 4   | 6  | 2  | 13 | 6  | 2  | 0   | 31    |
| 04     | JOHNSON, Tyrone      | g      | 6-10   | 2-2    | 4-6    | 0        | 3   | 3  | 1  | 18 | 3  | 1  | 0   | 30    |
| 05     | SHAW, Jaylen         | g      | 0-2    | 0-0    | 4-4    | 0        | 1   | 1  | 4  | 1  | 0  | 0  | 0   | 17    |
| 12     | CONSTABLE, Austin    | g      | 0-2    | 0-1    | 0-0    | 0        | 0   | 0  | 1  | 0  | 0  | 0  | 0   | 2     |
| 14     | CHATKEVICIUS, L.     | g      | 1-3    | 0-0    | 0-0    | 1        | 1   | 2  | 0  | 2  | 0  | 0  | 0   | 8     |
| 15     | THELUS JR., Reggie   | g      | 1-2    | 0-0    | 1-4    | 3        | 0   | 3  | 0  | 3  | 1  | 0  | 0   | 4     |
| 20     | MCKIE, Justin        | g      | 1-3    | 0-1    | 1-2    | 2        | 2   | 4  | 0  | 3  | 0  | 0  | 0   | 4     |
| 34     | CARRERA, Michael     | g      | 2-4    | 0-0    | 2-2    | 2        | 3   | 5  | 8  | 1  | 3  | 4  | 1   | 22    |
| 32     | RINGER, Desmond      | g      | 2-4    | 0-0    | 0-0    | 1        | 6   | 7  | 3  | 4  | 0  | 1  | 0   | 14    |
| 35     | STEELE, Brian        | g      | 0-2    | 0-1    | 0-0    | 1        | 0   | 1  | 5  | 0  | 1  | 0  | 0   | 9     |
| Team   |                      |        |        |        |        | 1        | 2   | 3  |    |    |    |    |     |       |
| Totals |                      |        | 34-66  | 6-12   | 18-26  | 18       | 26  | 44 | 32 | 92 | 19 | 11 | 4   | 7 200 |

FG % 1st Half: 13-29 44.8% 2nd Half: 21-37 56.8% Game: 34-66 51.5%  
3FG % 1st Half: 2-3 66.7% 2nd Half: 4-9 44.4% Game: 6-12 50.0%  
FT % 1st Half: 8-9 88.9% 2nd Half: 10-17 58.8% Game: 16-26 61.5%

Officials: Mike Nance, Pat Adams, Terry Moore  
Technical fouls: Marshall-None. South Carolina-None.  
Attendance: 7935

| Score by periods | 1st | 2nd | Total |
|------------------|-----|-----|-------|
| Marshall         | 31  | 34  | 65    |
| South Carolina   | 36  | 56  | 92    |

Last FG - MAR 2nd-03:09, SC 2nd-00:09. Score tied - 2 times.  
Largest lead - MAR by 1 1st-17:48, SC by 27 2nd-00:09. Lead changed - 6 times.

**GAME 13 - SOUTH CAROLINA 82, SC STATE 75**  
**JAN. 3, 2014/COLONIAL LIFE ARENA**

**COLUMBIA, S.C.** - After a furious second-half rally from the visitors, South Carolina (7-6) grinded out an 82-75 win tonight over South Carolina State (4-9) at Colonial Life Arena as the Gamecocks shot 50 percent from the field for the second straight game.

Four Gamecocks ended the night in double figures as senior Brenton Williams led all scorers with 19 points on an efficient 6-7 from the field and 2-3 from 3-point range. Freshman Demetrius Henry recorded his first career double-double with 10 points and a career-high 11 rebounds. Senior forward Matthew Hezekiah led the Bulldogs with 18 points and five rebounds, while fellow senior Theron Stephens added 15 points.

Carolina opened the game on a 5-0 run after a jumper from Williams and three points from Duane Notice. The Bulldogs were able to pull within two at 6-4 after a Devin Joint tipped in a missed jumper from Hezekiah, but Notice responded for the Gamecocks with his sixth point in the first four minutes.

Palmer answered for SC State with a 3 of his own, but Williams connected from 3 on the other end for the Gamecocks as they took a 12-7 lead. That 3-pointer started a 9-1 run for home team that Williams capped off 43rd and 44th consecutive made free throws as he pushed South Carolina's lead to 18-8 with just over 12 minutes to play.

Following Johnson's first 3 of the game just two minutes later, Laimonas Chatkevicius began to impose himself inside as he scored on three-straight possessions as Notice earned three of his career-high eight assists during the stretch.

With 1:31 left in the half, a quick 5-0 run after a jumper from Notice and Williams' second three of the game, the Gamecocks held their largest lead of the half of 15. The Bulldogs though turned up the pressure on the final possession after getting two points back. Darrion Eastmon picked off a pass attempt from Notice in the backcourt and dished it to Darryl Palmer for the lay-up on the break.

South Carolina held a 44-33 lead at the break after shooting 15-29 (51.7 percent) from the field and going 6-12 from behind the arc.

SC State continued its late first-half run into the second as Stephens hit back-to-back 3s in the first minute and a half to cut the deficit to 44-39. After a pair of free throws from Sindarius Thornwell three minutes in, the Bulldogs went on a 6-0 run, punctuated by Joint dunking a missed shot to cut to the game to two at 50-48 with 15:23 on the clock.

Despite seeing the game cut to one a minute later, the Gamecocks were able to maintain the lead until the Bulldogs came up with another 6-0 run to tie-up the game at 60-60 with 7:02 to play. On the ensuing possession though, Notice found Thornwell open on the right side where he drained his lone 3-pointer on the night.

With SC State trying to get momentum back with the score at 70-65 with under four minutes remaining, Johnson found an opening in the lane and split two defenders as he drove to the basket for a left-handed lay-in as he was fouled. The junior converted the free throw to push the lead to eight. He finished the night with 17 points.

The Gamecocks sealed their fourth-straight win as they hit 9-12 from the free throw line during the final minutes.

South Carolina went 25-50 (50 percent) from the field and 7-15 (46.7 percent) from the 3-point line, while SC State shot 29-65 (44.6 percent) from the field and 5-20 (25 percent) from 3.

**GAME 13**



Official Basketball Box Score - Game Totals - Final Statistics  
**SC State vs South Carolina**  
1/3/14 7 p.m. at Columbia, S.C. (Colonial Life Arena)

**SC State 75 • 4-9**

| #      | Player             | Total  |        | 3-Pr   |        | Rebounds |     | PF | TP | A  | T  | Bk | Stl | Min   |
|--------|--------------------|--------|--------|--------|--------|----------|-----|----|----|----|----|----|-----|-------|
|        |                    | FG-FGA | FG-FGA | FT-FTA | FT-FTA | Off      | Def |    |    |    |    |    |     |       |
| 30     | PALMER, Darryl     | f      | 5-7    | 2-2    | 0-0    | 1        | 5   | 6  | 4  | 12 | 0  | 1  | 0   | 28    |
| 33     | RADOVIC, Luka      | f      | 0-1    | 0-0    | 1-1    | 1        | 2   | 3  | 1  | 0  | 2  | 0  | 0   | 8     |
| 00     | WHITE, Jalen       | g      | 3-6    | 0-1    | 2-4    | 1        | 1   | 2  | 3  | 8  | 5  | 0  | 0   | 22    |
| 02     | STEPHENS, Theron   | g      | 5-12   | 3-8    | 2-2    | 1        | 0   | 1  | 2  | 15 | 2  | 1  | 0   | 22    |
| 15     | JOINT, Devin       | g      | 4-6    | 0-0    | 1-2    | 4        | 3   | 7  | 2  | 9  | 3  | 1  | 2   | 26    |
| 02     | SMITH, Jordan      | g      | 0-2    | 0-0    | 0-0    | 0        | 0   | 0  | 1  | 0  | 0  | 0  | 0   | 3     |
| 04     | KIRSKY, Patrick    | g      | 1-4    | 0-0    | 2-4    | 3        | 1   | 4  | 1  | 4  | 1  | 0  | 2   | 15    |
| 05     | ADAMS, Adam        | g      | 1-10   | 0-2    | 0-0    | 2        | 2   | 4  | 8  | 1  | 2  | 0  | 0   | 21    |
| 11     | MITCHELL, Shaquiel | g      | 0-2    | 0-0    | 0-0    | 1        | 1   | 2  | 0  | 1  | 0  | 0  | 1   | 11    |
| 22     | HEZEKIAH, Matthew  | g      | 7-9    | 0-0    | 4-5    | 2        | 3   | 5  | 1  | 18 | 0  | 1  | 0   | 29    |
| 23     | EASTMON, Darron    | g      | 0-0    | 0-0    | 0-0    | 0        | 0   | 1  | 3  | 0  | 1  | 0  | 1   | 2     |
| 32     | WRIGHT, Koran      | g      | 0-6    | 0-5    | 0-0    | 0        | 1   | 1  | 3  | 0  | 1  | 0  | 1   | 13    |
| Team   |                    |        |        |        |        | 3        | 3   | 3  |    |    |    |    |     |       |
| Totals |                    |        | 29-65  | 5-20   | 12-18  | 17       | 18  | 35 | 27 | 75 | 14 | 10 | 5   | 7 200 |

FG % 1st Half: 12-29 41.4% 2nd Half: 17-36 47.0% Game: 29-65 44.6%  
3FG % 1st Half: 3-7 42.9% 2nd Half: 2-13 15.4% Game: 5-20 25.0%  
FT % 1st Half: 6-10 60.0% 2nd Half: 6-8 75.0% Game: 12-18 66.7%

**South Carolina 82 • 7-6**

| #      | Player               | Total  |        | 3-Pr   |        | Rebounds |     | PF | TP | A  | T  | Bk | Stl | Min |
|--------|----------------------|--------|--------|--------|--------|----------|-----|----|----|----|----|----|-----|-----|
|        |                      | FG-FGA | FG-FGA | FT-FTA | FT-FTA | Off      | Def |    |    |    |    |    |     |     |
| 21     | HENRY, Demetrius     | f      | 5-11   | 0-0    | 0-1    | 4        | 7   | 11 | 3  | 10 | 0  | 3  | 1   | 32  |
| 25     | KACINAS, Mindaugas   | f      | 0-0    | 0-0    | 3-6    | 3        | 6   | 9  | 1  | 3  | 0  | 2  | 1   | 28  |
| 00     | THORNWELL, Sindarius | g      | 1-6    | 1-3    | 5-6    | 0        | 4   | 4  | 3  | 8  | 0  | 0  | 0   | 22  |
| 01     | WILLIAMS, Brenton    | g      | 6-7    | 2-3    | 5-5    | 0        | 0   | 0  | 1  | 19 | 3  | 0  | 0   | 30  |
| 10     | NOTICE, Duane        | g      | 3-8    | 1-4    | 6-8    | 1        | 0   | 1  | 0  | 13 | 8  | 6  | 1   | 34  |
| 04     | JOHNSON, Tyrone      | g      | 5-9    | 2-2    | 5-7    | 0        | 1   | 1  | 2  | 17 | 1  | 0  | 0   | 24  |
| 05     | SHAW, Jaylen         | g      | 2-4    | 1-3    | 0-0    | 0        | 1   | 1  | 2  | 5  | 0  | 0  | 0   | 9   |
| 14     | CHATKEVICIUS, L.     | g      | 3-3    | 0-0    | 0-0    | 1        | 1   | 2  | 1  | 6  | 0  | 0  | 0   | 4   |
| 24     | CARRERA, Michael     | g      | 0-2    | 0-0    | 1-2    | 0        | 0   | 0  | 3  | 1  | 0  | 1  | 2   | 16  |
| 32     | RINGER, Desmond      | g      | 0-0    | 0-0    | 0-0    | 0        | 0   | 0  | 0  | 0  | 0  | 0  | 0   | 1   |
| Team   |                      |        |        |        |        | 2        | 2   | 2  |    |    |    |    |     |     |
| Totals |                      |        | 25-50  | 7-15   | 25-35  | 11       | 20  | 31 | 16 | 82 | 13 | 13 | 4   | 200 |

FG % 1st Half: 15-29 51.7% 2nd Half: 10-21 47.6% Game: 25-50 50.0%  
3FG % 1st Half: 6-10 60.0% 2nd Half: 1-3 33.3% Game: 7-15 46.7%  
FT % 1st Half: 8-12 66.7% 2nd Half: 17-25 68.0% Game: 25-35 71.4%

Officials: Tony Greene, John Hampton, Lamar Simpson  
Technical fouls: SC State-WHITE, Jalen. South Carolina-None.  
Attendance: 7357

| Score by periods | 1st | 2nd | Total |
|------------------|-----|-----|-------|
| SC State         | 21  | 37  | 58    |
| South Carolina   | 44  | 38  | 82    |

</

## GAME 15 - LSU 71, SOUTH CAROLINA 68 JAN. 11, 2014/COLONIAL LIFE ARENA

**COLUMBIA, S.C.** - Despite a 9-0 run late in the contest, South Carolina (7-8, 0-2 SEC) could not overcome a 14-point LSU (10-4, 1-1 SEC) lead in the second half, falling to the Tigers 71-68 in the SEC home opener at Colonial Life Arena. Freshman guard Sindarius Thornwell led all scorers with a season high 25 points in the game.

The Gamecocks were plagued by turnovers for the second-straight game, committing 19 in the contest, including 11 in the first half. South Carolina also suffered a lengthy drought without a basket in the second half, going over eight minutes without a made basket, its only scoring coming from 11 points at the foul line.

Neither team shot well, with the Gamecocks hitting 41.7 percent (20-48) from the field, and LSU just 39.3 percent (22-56). Both teams left points at the foul line as well, as South Carolina went 24-of-34 from the line, and the Tigers 22-of-35.

Rookie guard Duane Notice and freshman forward Demetrius Henry were both called for two early fouls before the 17-minute mark of the opening half.

A jumper from Laimonas Chatkevicius with 12:40 showing on the clock on an assist from junior guard Tyrone Johnson gave Carolina its first lead of the game at 11-9.

Neither team could find the basket through the midway part of the half, with the Gamecocks hitting just their first six attempts and LSU four of its first 16. Carolina held a 15-14 upperhand with 8:40 remaining. Thornwell scored his 11th point of the first half near the seven-minute mark and the contest went into the under-eight minute media timeout knotted at 17.

Back-to-back jumpers from LSU's Jordan Mickey tied the contest at 23 with under four minutes to play, but senior guard Brenton Williams scored his first points of the half on the next Gamecock possession.

LSU opened up a seven-point lead after a pair of free throws from Andre Stringer with just over two minutes remaining in the half. Johnson scored two from the free throw line and hit a well-executed 3 out of a Gamecock timeout with under a minute to play, and Carolina trailed by just two at 32-30 at the half.

South Carolina opened the contest hitting 6-of-16, but closed the half hitting five of its final 10 attempts. LSU hit 10-of-30 in the opening set, and was 10-of-15 from the foul line, compared to a 6-of-6 effort from Carolina at the line.

LSU held a 40-36 advantage with 15:44 remaining in the game, at the under-16 minute media timeout, but sophomore forward Mindaugas Kacinas connected for two at the free throw line following the break and the Gamecocks trailed by just two.

Kacinas and Thornwell both missed attempts at the foul line near the 13-minute mark, but a tip in from Thornwell kept the Tiger lead at two with 13:17 to play.

The contest was fast-paced with both teams playing aggressive on both ends of the court. The teams traded baskets through the middle portion of the half, but the Tigers maintained a two-point lead at 44-42 with 11:20 to play.

Mickey and junior forward Johnny O'Bryant III hit consecutive jumpers following a missed free throw from Williams, forcing Gamecock head coach Frank Martin to call a timeout trailing 52-45 with 9:16 to play.

Stringer hit a 3 from the corner with 8:16 to play to push the LSU lead to eight at 55-47, and a 3 from Tim Quarterman saw the Tiger lead advance to 12 at 60-48 just two minutes later.

South Carolina failed to score a basket from the 10:46 mark through the under-four minute media timeout of the half. The drought saw LSU hold a 64-52 advantage with 3:55 to play.

South Carolina continued to battle. A steal from Johnson with 2:24 to play led to a dunk from Thornwell. Carolina's first basket since the 10:46 mark. Thornwell was fouled on the make, but missed the free throw and was called for a foul battling for the rebound.

LSU missed the front end of a 1-and-1 opportunity and Thornwell scored on the transition to pull the Gamecocks within five at 64-59 with 2:11 to play. The Gamecocks utilized their final timeout of the contest following the basket.

The Tigers called timeout with 1:47 to play holding the five-point lead and LSU was unable to convert at the basket, with possession going to Carolina. Johnson had an attempt, but LSU took over possession on the rebound.

LSU's Anthony Hickey converted for two at the foul line for the Tigers, but Williams responded with his first 3 of the contest to cut the lead to four at 66-62 with 54 seconds to play. On LSU's ensuing possession, Carolina was called for an intentional foul, which gave O'Bryant two attempts from the foul line and possession. O'Bryant would hit one at the line to push the lead back to five points.

O'Bryant would add three more from the foul line to push the lead to 69-62 with 41 seconds to play. Johnson would hit a lay-up three seconds later, and LSU would lose possession on the inbound pass. Johnson was fouled on another attempt in the lane and would hit one from the line for a 69-65 Tiger lead.

LSU's Malik Morgan would add two free throws down the stretch and the Gamecocks would hold on to the 71-68 win despite a 3 from Thornwell at the buzzer.

LSU out-rebounded the Gamecocks 42-32 in the contest and recorded 14 steals in the game, the most by a Carolina opponent this season. Johnson posted 15 points for the Gamecocks off the bench and Williams added 11 for his seventh-straight double-figure scoring game.

## GAME 15



Official Basketball Box Score - Game Totals - Final Statistics

LSU vs South Carolina

1/11/14 1:47 p.m. at Columbia, S.C. (Colonial Life Arena)

LSU 71 • 10-4, 1-1 SEC

| #  | Player               | Total |       |      | 3-Ptr |        |     | Rebounds |       |    | PF | TP | A | TO | Bk  | Stl | Min |
|----|----------------------|-------|-------|------|-------|--------|-----|----------|-------|----|----|----|---|----|-----|-----|-----|
|    |                      | FG    | FGA   | FT   | FTA   | FT-FTA | Off | Def      | Total |    |    |    |   |    |     |     |     |
| 02 | O'BRYANT III, Johnny | f     | 4-9   | 0-0  | 5-10  | 3      | 4   | 7        | 3     | 13 | 3  | 6  | 0 | 0  | 0   | 26  |     |
| 05 | COLEMAN, Shavon      | f     | 1-6   | 1-4  | 2-2   | 0      | 6   | 6        | 1     | 5  | 1  | 4  | 0 | 2  | 24  |     |     |
| 25 | MICKEY, Jordan       | f     | 6-10  | 0-0  | 1-2   | 1      | 3   | 4        | 13    | 0  | 4  | 1  | 1 | 1  | 27  |     |     |
| 01 | HICKEY, Anthony      | g     | 0-6   | 0-4  | 2-4   | 1      | 1   | 2        | 2     | 2  | 0  | 0  | 0 | 0  | 30  |     |     |
| 24 | MORGAN, Malik        | g     | 3-10  | 0-4  | 2-5   | 3      | 3   | 6        | 3     | 8  | 4  | 2  | 2 | 2  | 33  |     |     |
| 10 | STRINGER, Andre      | 2-4   | 2-4   | 3-4  | 0     | 3      | 3   | 3        | 9     | 1  | 0  | 0  | 0 | 0  | 23  |     |     |
| 12 | MARTIN, Jarell       | 5-6   | 1-1   | 7-8  | 3     | 3      | 6   | 4        | 18    | 0  | 2  | 1  | 5 | 21 |     |     |     |
| 31 | ODO, John            | 0-0   | 0-0   | 0-0  | 1     | 0      | 1   | 0        | 0     | 0  | 0  | 0  | 0 | 0  | 5   |     |     |
| 55 | QUARTERMAN, Tim      | 1-5   | 1-1   | 0-0  | 2     | 2      | 4   | 3        | 2     | 1  | 0  | 0  | 0 | 0  | 11  |     |     |
|    | Team                 |       |       |      | 2     | 3      | 5   |          |       |    |    |    |   |    |     |     |     |
|    | Totals               |       | 22-56 | 5-18 | 22-35 | 16     | 26  | 42       | 24    | 71 | 13 | 19 | 4 | 14 | 200 |     |     |

|                 |       |       |           |       |       |       |       |       |                   |     |
|-----------------|-------|-------|-----------|-------|-------|-------|-------|-------|-------------------|-----|
| FG % 1st Half:  | 10-30 | 33.3% | 2nd half: | 12-26 | 46.2% | Game: | 22-56 | 39.3% | Deadball Rebounds | 6.1 |
| 3FG % 1st Half: | 2-10  | 20.0% | 2nd half: | 3-8   | 37.5% | Game: | 5-18  | 27.8% |                   |     |
| FT % 1st Half:  | 10-15 | 66.7% | 2nd half: | 12-20 | 60.0% | Game: | 22-35 | 62.9% |                   |     |

South Carolina 68 • 7-8, 0-2 SEC

| #  | Player               | Total |       |      | 3-Ptr |        |     | Rebounds |       |    | PF | TP | A | TO | Bk  | Stl | Min |
|----|----------------------|-------|-------|------|-------|--------|-----|----------|-------|----|----|----|---|----|-----|-----|-----|
|    |                      | FG    | FGA   | FT   | FTA   | FT-FTA | Off | Def      | Total |    |    |    |   |    |     |     |     |
| 21 | HENRY, Demetrius     | f     | 0-1   | 0-0  | 0-0   | 1      | 0   | 1        | 4     | 0  | 0  | 0  | 0 | 0  | 0   | 5   |     |
| 25 | KACINAS, Mindaugas   | f     | 0-2   | 0-0  | 4-6   | 1      | 1   | 2        | 3     | 4  | 0  | 0  | 1 | 2  | 22  |     |     |
| 00 | THORNWELL, Sindarius | g     | 9-13  | 1-3  | 6-9   | 1      | 4   | 5        | 4     | 25 | 2  | 3  | 1 | 1  | 35  |     |     |
| 01 | WILLIAMS, Brenton    | g     | 3-13  | 2-7  | 3-4   | 0      | 3   | 3        | 2     | 11 | 2  | 4  | 0 | 2  | 35  |     |     |
| 10 | NOTICE, Duane        | g     | 0-0   | 0-0  | 0-0   | 0      | 0   | 0        | 2     | 0  | 1  | 1  | 0 | 0  | 8   |     |     |
| 04 | JOHNSON, Tyrone      | 4-13  | 1-1   | 6-8  | 1     | 4      | 5   | 3        | 15    | 3  | 3  | 0  | 0 | 1  | 28  |     |     |
| 05 | SHAW, Jaylen         | 1-1   | 0-0   | 2-2  | 0     | 2      | 4   | 4        | 2     | 3  | 0  | 0  | 0 | 14 |     |     |     |
| 14 | CHATKEVICIUS, L.     | 1-1   | 0-0   | 0-0  | 0     | 3      | 3   | 1        | 2     | 0  | 1  | 0  | 1 | 10 |     |     |     |
| 24 | CARRERA, Michael     | 2-3   | 0-0   | 1-3  | 0     | 2      | 3   | 5        | 0     | 2  | 2  | 2  | 2 | 20 |     |     |     |
| 23 | RINGER, Desmond      | 0-1   | 0-0   | 2-2  | 1     | 4      | 5   | 2        | 0     | 2  | 0  | 0  | 0 | 23 |     |     |     |
|    | Team                 |       |       |      | 2     | 2      | 4   |          |       |    |    |    |   |    |     |     |     |
|    | Totals               |       | 20-48 | 4-11 | 24-34 | 7      | 25  | 32       | 28    | 68 | 10 | 19 | 4 | 9  | 200 |     |     |

|                 |       |       |           |       |       |       |       |       |                   |   |
|-----------------|-------|-------|-----------|-------|-------|-------|-------|-------|-------------------|---|
| FG % 1st Half:  | 11-26 | 42.3% | 2nd half: | 9-22  | 40.9% | Game: | 20-48 | 41.7% | Deadball Rebounds | 4 |
| 3FG % 1st Half: | 2-6   | 33.3% | 2nd half: | 2-5   | 40.0% | Game: | 4-11  | 36.4% |                   |   |
| FT % 1st Half:  | 6-6   | 100.0 | 2nd half: | 18-28 | 64.3% | Game: | 24-34 | 70.6% |                   |   |

Officials: Joe Lindsay, Patrick Evans, Mike Thibodeaux

Technical fouls: LSU-None. South Carolina-None.

Attendance: 12071

| Score by periods | 1st | 2nd | Total |
|------------------|-----|-----|-------|
| LSU              | 32  | 39  | 71    |
| South Carolina   | 30  | 38  | 68    |

Last FG - LSU 2nd-06:03, SC 2nd-00:01.

Largest lead - LSU by 14 2nd-05:45, SC by 3 1st-04:45.

Score tied - 8 times.

Lead changed - 12 times.

## 2013-14 | SOUTH CAROLINA MEN'S BASKETBALL

## GAME 16 - TEXAS A&M 75, SOUTH CAROLINA 67 JAN. 15, 2014/REED ARENA/COLLEGE STATION, TEXAS

**COLLEGE STATION, Texas.** - South Carolina (7-9, 0-3 SEC) suffered a 75-67 loss at Texas A&M (12-4, 3-0 SEC) on Wednesday evening in Southeastern Conference play. The Gamecocks led by as many as 11 in the opening half, but the Aggies out-scored Carolina 37-28 in the second half en route to the victory. Junior guard Tyrone Johnson suffered a right foot injury near the end of the first half and did not play the remainder of the game. An update on his injury will be released on Thursday after further evaluation in Columbia.

Foul trouble once again plagued Carolina, with several players' minutes limited due to fouls, especially early in the second half. Senior guard Brenton Williams led the team with 14 points, his eighth-straight double-digit scoring game, while freshman guard Duane Notice added 12 points and five assists. Rookie forward Desmond Ringer set a season high with nine points, and matched a season best with seven rebounds, a team high.

Junior forward Jamal Jones led three Aggies in double figures with 22 points, including a 9-of-12 showing from the free throw line. Texas A&M attempted 41 free throws in the contest, compared to just 22 at the line for Carolina.

The Aggies scored the first basket of the ball game, but the Gamecocks responded with a 10-0 run to lead by eight at the first media timeout of the contest.

Williams added two at the free throw line and sophomore forward Michael Carrera scored his first basket of the game at the 14:39 mark, but A&M climbed to within seven to put the score at 14-17 Carolina with just under 12 minutes to play in the half.

The Gamecocks continued to play aggressive on the offensive end at the midway point. Ringer pulled down an offensive rebound and found Carrera for a wide open 3 from the perimeter. Ringer added a lay-in on the next possession, and the Gamecocks' lead stood at 23-16 with 8:52 showing in the half.

The Aggies would put together a 6-2 run over the course of the next minute and a half and the Carolina lead was just three at 25-22 at the under-eight minute media timeout.

Despite lay-ups from sophomore forward Laimonas Chatkevicius on consecutive possessions, a tip-in from A&M's Davonte Fitzgerald gave the Aggies a 32-31 upperhand with 4:20 remaining in the opening 20 minutes of play.

The teams traded baskets the remainder of the half. A tip-in from Chatkevicius and a pair of free throws from A&M's Shawn Smith saw the Gamecocks lead by one at the break, 39-38. With near a minute to play, Johnson was assisted off the court by the Gamecock athletic training staff, suffering a right foot injury after an awkward step on his foot. He did not return the remainder of the game.

The story of the opening half was a 20-10 rebound advantage for the Gamecocks, while Carolina also held a 20-14 upperhand in points in the paint.

The Gamecocks found themselves in foul trouble early in the second half with Notice, Carrera and sophomore forward Mindaugas Kacinas on the bench with three fouls apiece and freshman guard Sindarius Thornwell with four shortly into the half. A 3 from freshman guard Justin McKie pushed the Gamecocks lead to 50-43 with 15:37 to play.

The Aggies pulled to within two at 53-51 on two free throws from freshman guard Shawn Smith but Carolina held its lead, and Ringer scored his season high ninth point of the contest with 8:02 remaining to push the Carolina lead to 57-54.

South Carolina led the entire second half until two free throws from Jones gave Texas A&M a 58-57 advantage. Smith would hit a 3 from the corner at the shot clock buzzer just moments later, and the Gamecocks called a timeout with 5:51 to play.

The Aggies led by five when Williams hit a long 3 after an offensive rebound and assist from Ringer to keep the score within two at 64-62 Aggies with just over four minutes to play.

The teams matched free throws out of the final media timeout of the contest, but the Aggie lead stood at 73-65 with one minute to play after a layup from junior guard Jordan Green.

Williams hit two from the line with 34 seconds remaining, but Texas A&M held on for the 75-67 victory.

Williams hit two from the line with 34 seconds remaining, but Texas A&M held on for the 75-67 victory.

Williams hit two from the line with 34 seconds remaining, but Texas A&M held on for the 75-67 victory.

## GAME 16



Official Basketball Box Score - Game Totals - Final Statistics

South Carolina vs Texas A&M

01/15/14 7:00 PM at Reed Arena (College Station, TX)

South Carolina 67 • 7-9, 0-3 SEC

| #  | Player               | Total  |       |      | 3-Ptr |        |     | Rebounds |       |    | PF | TP | A  | TO | Bk  | Stl | Min |
|----|----------------------|--------|-------|------|-------|--------|-----|----------|-------|----|----|----|----|----|-----|-----|-----|
|    |                      | FG     | FGA   | FT   | FTA   | FT-FTA | Off | Def      | Total |    |    |    |    |    |     |     |     |
| 00 | THORNWELL, Sindarius | * 2-7  | 0-1   | 1-1  | 1     | 0      | 1   | 5        | 5     | 2  | 5  | 0  | 0  | 0  | 21  |     |     |
| 01 | WILLIAMS, Brenton    | * 3-10 | 2-6   | 6-6  | 0     | 3      | 3   | 1        | 14    | 0  | 3  | 0  | 0  | 1  | 36  |     |     |
| 10 | NOTICE, Duane        | * 3-7  | 1-3   | 5-7  | 1     | 2      | 3   | 12       | 5     | 1  | 1  | 1  | 1  | 28 |     |     |     |
| 21 | HENRY, Demetrius     | * 2-3  | 0-0   | 0-0  | 1     | 1      | 2   | 2        | 4     | 2  | 0  | 1  | 0  | 19 |     |     |     |
| 25 | KACINAS, Mindaugas   | * 1-1  | 0-0   | 1-2  | 0     | 1      | 4   | 3        | 0     | 1  | 0  | 1  | 0  | 10 |     |     |     |
| 04 | JOHNSON, Tyrone      | * 0-3  | 0-2   | 0-0  | 1     | 2      | 3   | 1        | 0     | 2  | 1  | 0  | 0  | 13 |     |     |     |
| 05 | SHAW, Jaylen         | 0-2    | 0-2   | 0-0  | 0     | 0      | 0   | 2        | 0     | 2  | 0  | 0  | 0  | 13 |     |     |     |
| 14 | CHATKEVICIUS, L.     | 4-6    | 0-1   | 0-0  | 2     | 2      | 4   | 8        | 0     | 2  | 1  | 0  | 10 |    |     |     |     |
| 15 | THEUS JR., Reggie    | 0-0    | 0-0   | 0-0  | 0     | 0      | 0   | 1        | 0     | 0  | 0  | 0  | 0  | 11 |     |     |     |
| 20 | MCKIE, Justin        | 2-3    | 1-2   | 0-0  | 0     | 3      | 3   | 1        | 5     | 0  | 0  | 0  | 1  | 24 |     |     |     |
| 24 | CARRERA, Michael     | 3-4    | 1-1   | 0-0  | 1     | 2      | 3   | 7        | 0     | 1  | 0  | 4  | 11 |    |     |     |     |
| 23 | RINGER, Desmond      | 3-3    | 0-0   | 3-6  | 3     | 4      | 7   | 4        | 9     | 2  | 2  | 0  | 0  | 28 |     |     |     |
|    | Team                 |        |       |      | 2     | 1      | 3   |          |       |    |    |    |    |    |     |     |     |
|    | Totals               |        | 23-49 | 5-18 | 16-22 | 12     | 21  | 33       | 31    | 67 | 15 | 17 | 2  | 9  | 200 |     |     |

|                 |       |       |           |      |       |       |       |       |                   |   |
|-----------------|-------|-------|-----------|------|-------|-------|-------|-------|-------------------|---|
| FG % 1st Half:  | 14-28 | 50.0% | 2nd half: | 9-21 | 42.9% | Game: | 23-49 | 46.9% | Deadball Rebounds | 1 |
| 3FG % 1st Half: | 3-7   | 42.9% | 2nd half: | 2-11 | 18.2% | Game: | 5-18  | 27.8% |                   |   |
| FT % 1st Half:  | 8-9   | 88.9% | 2nd half: | 8-13 | 61.5% | Game: | 16-22 | 72.7% |                   |   |

Texas A&M 75 • 12-4, 3-0 SEC

| #  | Player            | Total |     |     | 3-Ptr |        |     | Rebounds |       |   | PF | TP | A | TO | Bk | Stl | Min |
|----|-------------------|-------|-----|-----|-------|--------|-----|----------|-------|---|----|----|---|----|----|-----|-----|
|    |                   | FG    | FGA | FT  | FTA   | FT-FTA | Off | Def      | Total |   |    |    |   |    |    |     |     |
| 05 | Jordan Green      | * 2-4 | 0-1 | 5-8 | 0     | 2      | 4   | 9        | 1     | 0 | 0  | 1  | 0 | 20 |    |     |     |
| 12 | Fabryan Harris    | * 1-3 | 0-2 | 0-0 | 0     | 1      | 2   | 2        | 0     | 3 | 0  | 0  | 0 | 21 |    |     |     |
| 14 | Kourtney Roberson | * 2-3 | 0-0 |     |       |        |     |          |       |   |    |    |   |    |    |     |     |

## GAME 18 - GEORGIA 97, SOUTH CAROLINA 76 JAN. 22, 2014/STEGEMAN COLISEUM/ATHENS, GA.

ATHENS, Ga. - South Carolina (7-11, 0-5 SEC) suffered a 97-76 loss on the road in SEC play at Georgia (10-7, 4-1 SEC) on Wednesday night. Freshman guard Sindarius Thornwell scored a season high 26 points to lead four Gamecocks in double figures in the contest.

Thornwell netted his fourth 20-point game of the season, and surpassed his previous season high of 25 points from earlier this month versus LSU. Thornwell hit 8-of-12 attempts from the floor and was 9-of-12 from the free throw line. He also collected four rebounds and dished four of Carolina's eight assists in the game.

Senior guard Brenton Williams responded after a tough outing versus Ole Miss last Saturday, posting 18 points on 6-of-11 shooting from the field and four 3s. Freshman guards Duane Notice and Jaylen Shaw added 14 and 12 points, respectively, in the game.

Georgia was led by junior forward Nemanja Djuricic with 22 points, while Kenny Gaines added 14 and Brandon Morris 13. The Bulldogs posted 10 3s in the game, and hit 33-of-50 from the foul line.

A jumper from Thornwell gave the Gamecocks a 6-4 lead with 17:31 remaining in the first half, but nine-straight points from Djuricic followed by back-to-back Bulldog 3s saw the home team hold a 17-8 uphand four minutes later.

Notice broke the streak with a jumper in the lane, and Shaw hit a 3 with 12:22 on the clock to pull Carolina within six at 19-13.

Georgia held on to a double-digit lead until a floater from Notice near the eight-minute mark brought the Gamecocks within nine at 30-21.

Foul trouble plagued the Gamecocks, with sophomore forward Mindaugas Kacinas and freshman forward Desmond Ringer both with 3 and forced to sit on the bench much of the half. The Bulldog lead stood at 13 at the under-four minute media timeout with 3:51 to play before the break.

South Carolina missed four from the free throw line down the stretch, and UGA led by as many as 15, but sophomore forward Laimonas Chatkevicius pulled down three consecutive defensive rebounds, and Notice and Williams added lay-ins and the Georgia lead was just nine at the break, 45-34.

The Bulldogs scored six 3-pointers in the opening half and out-rebounded the Gamecocks by seven at 21-14. Notice led Carolina with 13 points in the stanza, hitting 4-of-5 from the field. The teams combined for 30 fouls in the set.

Georgia's Charles Mann was called for a flagrant foul just 30 seconds into the second half, sending Notice to the line for two attempts. He hit one from the line and Mann and Williams traded 3-pointers moments later to put the score at 48-38 UGA with 18 to play.

Consecutive turnovers from the Gamecocks saw the Georgia lead push to 22 at 64-42 with just over 14 minutes on the clock.

Chatkevicius fouled out with 12 minutes to play, and freshman forward Demetrius Henry and sophomore forward Michael Carrera were both on the bench with 3 each. Thornwell scored on consecutive possessions midway through the half, but the Bulldog lead hovered near 20 points through the next several minutes of play.

Sophomore forward Brian Steele hit a 3 and earned a steal at the opposite end on the ensuing UGA possession near the four-minute mark. Freshman guard Jaylen Shaw gave the Gamecocks another 3 at the top of the key and the score stood at 87-70 Georgia with 3:33 to play.

Thornwell hit a season high with 26 points on two lay-ups with 90 seconds to play, but Georgia posted the 97-76 victory.

South Carolina finished the contest hitting 45.8 percent (22-48) from the field, compared to 55.1 percent (27-49) from Georgia. The Bulldogs attempted 50 free throws in the contest, a new Carolina opponent record in league play, surpassing UGA's 46 attempts during last season's contest in Columbia.

## GAME 19 - MISSOURI 82, SOUTH CAROLINA 74 JAN. 25, 2014/MIZZOU ARENA/COLUMBIA, MO.

COLUMBIA, Mo. - A career-high seven 3-pointers from Brenton Williams and a double-double from Michael Carrera wasn't enough on the road as Missouri (15-4, 3-3 SEC) held off South Carolina (7-12, 0-6 SEC) for an 82-74 win at Mizzou Arena.

Williams posted 32 points as he set career highs in made 3s (7) and 3's-attempted (14). Carrera recorded his sixth career double-double with a season-high 16 points and 11 rebounds. Missouri was led by its scoring duo of Jordan Clarkson (22) and Jabari Brown (24) who were above their season average with 46 combined points.

The Gamecocks struggled against Missouri's defense in the early going as the Tigers ran out to an 11-0 run, bookended by 3s from Earnest Ross and Brandon. Carolina scored its first points of the game just over four minutes in as Sindarius Thornwell hit a pair from the foul line.

Despite Williams hitting his first 3-pointer of the game at the 12:47 mark, the Tigers were able to push the lead back to 11 with under 10 minutes remaining after a layup from Brown. Another 3 from Williams though started a 9-2 run from Carolina that brought the team within four at 22-18 with just over six minutes remaining the half.

The Gamecocks went cold from that point on as Ross poured in a nine points during a 16-0 run for the Tigers that gave them a 38-18 advantage with a minute and half remaining until the break.

Carrera ended the four-plus minute scoring drought with a jumper, and Williams added two from the foul line just before half, but Missouri held a 38-22 after the opening 20 minutes, shooting 13-26 (50 percent) from the field compared to Carolina's 7-27 (25.9 percent).

After Brown opened the second half with a 3 for Missouri, Williams answered and the Gamecocks were able to climb back to within 11 two minutes later after a four-point play from Carrera. The Tigers had another answer though in the form of back-to-back 3's from Clarkson and Brown.

Trailing 50-31 with 15:34 on the clock, Carolina went on an 8-2 spurt with 3s from Thornwell and Brian Steele to get within 13.

Down 15 with 9:25 Thornwell, the team's second-leading scorer at that point with nine, was called for his fourth foul and subsequently sent to the bench. Williams continued to try and keep the Gamecocks in the game as he knocked down three consecutive 3-pointers in four Carolina possessions. The third one was the senior's seventh on the day, passing his previous career high of six he tied earlier this season against Akron.

After a layup from Brown with 5:05 remaining gave the Tigers a 71-55 advantage, Carolina went on a 12-2 run to cut the deficit to six with just over a minute to go. The Tigers converted 9-12 from the line down the stretch as they held on for the 82-74 victory.

After only making seven field goals in the first half, South Carolina made 16 in the second half as they shot 50 percent during the final 20 minutes, but its 39 percent (23-59) for the game was not enough as Missouri shot 26-48 (54.2 percent). The Tigers controlled the paint, outscoring the Gamecocks 34-16. Thornwell recorded 14 points and collected four rebounds and four assists before fouling out late in the game for South Carolina. Ross added 14 points, five rebounds and three assists for the Tigers.

## GAME 20 - SOUTH CAROLINA 80, TEXAS A&M 52 JAN. 29, 2014/COLONIAL LIFE ARENA

COLUMBIA, S.C. - South Carolina (8-12, 1-6 SEC) led by as many as 32 points and four Gamecocks scored in double-figures, as the Gamecocks posted their first SEC win of the season with a strong offensive effort in an 80-52 victory over visiting Texas A&M (12-8, 3-4 SEC) on Wednesday evening at Colonial Life Arena.

Freshman guard Duane Notice posted a season high 19 points and fellow rookie guard Sindarius Thornwell also posted 19. Senior guard Brenton Williams added 18 and sophomore forward Laimonas Chatkevicius matched his career high with 12 points in the win. The Gamecocks hit 52.2 percent (24-46) in the contest.

Like they did two weeks ago in College Station, the Gamecocks raced out to quick lead, as Demetrius Henry opened the game with a 12-footer. Steals by Williams on back-to-back possessions led to a 3-pointer from Notice and Michael Carrera hitting 1-of-2 from the line after being fouled on a fast break. Carrera followed that up with two of his nine points by tipping in a missed attempt from Notice.

With the Aggies trying to end the run, Williams squared up a 3 to give Carolina 15-5 lead with 13:57 on the clock. Texas A&M was able to climb back and cut the deficit down to six after a pair of free throws with Shawn Smith, but the Gamecocks went a 15-0 spurt forcing the Aggies to call their first timeout. The run was fueled by Chatkevicius, who had six of the 11 points.

A pair of layups from Smith late in the half cut the Gamecocks' lead to 17, but Williams capped off the half with a deep 3 to give Carolina a 41-21 lead heading into the break.

The Aggies opened up the second half with a 7-0 run forcing the Gamecocks to call a timeout. During the stretch, Thornwell was whistled for his second and third fouls within the opening minute. The team's leading scorer was picked up though by freshman teammate as Notice ended the drought with a layup and before hitting the ensuing free throw after being fouled.

Despite Texas A&M cutting into the lead, Notice led the charge throughout the early part of half to help maintain the Gamecocks' lead. The freshman accounted for 10 of the team's 12 points during the first eight minutes of the half as he went on to pass his previous career high.

After a jumper from Thornwell pushed the lead back up to 19 at 56-37 with 10:58 remaining, Williams hit his fourth 3 of the game less than a minute later. It marked the third-straight game that senior has recorded at least four made 3-pointers.

Carolina continued to build on its lead throughout the final nine minutes of the game, primarily from the foul line as they shot 11-of-12 from the charity stripe from that point on to finish the game with an 80-52 win.

The Gamecocks' defense stifled the Aggies' offense all night, allowing them to only shoot 35.6 percent (16-45) from the field. For the first time this season, the Garnet and Black did not allow any of the opposing team's players to score in double figures as Smith and Jamal Jones each led their team with nine.

Carolina also made the most of their opportunities from the foul line, hitting 26-32 (81.3 percent), as Thornwell (8-8), Notice (6-6) and Chatkevicius (2-2) were all perfect on the night. Texas A&M was 16-29 (55.2 percent) from the line.

To go with their game high 19 points, Notice and Thornwell each grabbed four rebounds and dished three assists. Carrera led the Gamecocks with seven rebounds.

## GAME 18

|   |  |  |  |                   |  |
|---|--|--|--|-------------------|--|
|   |  | Official Basketball Box Score - Game Totals - Final Statistics |  |                   |  |
| South Carolina vs Georgia                             |  |  |  | Deadball Rebounds |  |
| 01/22/14 8:00 p.m. at Stegeman Coliseum - Athens, Ga. |  |  |  | 4                 |  |

| South Carolina 76 • 11-0 (0-5) |                      | Total |      | 3-Ptr  |        | Rebounds |     | PF |    | TP |   | A TO Blk Stl |   | Min |     |     |  |
|--------------------------------|----------------------|-------|------|--------|--------|----------|-----|----|----|----|---|--------------|---|-----|-----|-----|--|
| #                              | Player               | F     | FGA  | FG-FGA | FT-FTA | Off      | Def | TP | P  | F  | T | A            | O | Bk  | Stl | Min |  |
| 11                             | HENRY, Demetrius     | f     | 0-5  | 0-0    | 1-2    | 3        | 2   | 5  | 4  | 1  | 0 | 1            | 0 | 1   | 2   | 15  |  |
| 24                             | CARRERA, Michael     | f     | 0-3  | 0-0    | 0-0    | 1        | 5   | 6  | 4  | 0  | 0 | 1            | 0 | 0   | 0   | 19  |  |
| 00                             | THORNWELL, Sindarius | g     | 8-12 | 1-1    | 9-12   | 1        | 3   | 4  | 4  | 26 | 4 | 5            | 0 | 1   | 0   | 29  |  |
| 01                             | WILLIAMS, Brenton    | g     | 4-7  | 4-7    | 2-2    | 0        | 0   | 0  | 18 | 1  | 2 | 0            | 0 | 1   | 35  |     |  |
| 10                             | NOTICE, Duane        | g     | 6-11 | 0-1    | 6-10   | 1        | 1   | 2  | 14 | 1  | 2 | 0            | 0 | 1   | 22  |     |  |
| 05                             | SHAW, Jaylen         | g     | 2-5  | 2-3    | 6-6    | 0        | 0   | 0  | 1  | 12 | 0 | 2            | 0 | 0   | 19  |     |  |
| 14                             | CHATKEVICIUS, L      | 1-3   | 0-0  | 0-2    | 0      | 6        | 5   | 2  | 0  | 0  | 0 | 2            | 2 | 15  |     |     |  |
| 15                             | THEUS JR., Reggie    | 0-1   | 0-0  | 0-0    | 3-6    | 2        | 1   | 3  | 9  | 1  | 0 | 0            | 0 | 1   | 29  |     |  |
| 25                             | KACINAS, Mindaugas   | 0-0   | 0-0  | 0-0    | 0      | 0        | 0   | 0  | 0  | 0  | 0 | 0            | 0 | 0   | 7   |     |  |
| 32                             | RINGER, Desmond      | 0-0   | 0-0  | 0-0    | 0      | 0        | 0   | 0  | 0  | 0  | 0 | 0            | 0 | 0   | 14  |     |  |
| 35                             | STEELE, Brian        | 1-2   | 1-2  | 0-0    | 0      | 0        | 0   | 1  | 3  | 1  | 1 | 0            | 1 | 1   | 12  |     |  |
| Team                           |                      |       |      | 2      |        | 1        |     | 3  |    |    |   |              |   |     |     |     |  |
| Totals                         |                      | 22-48 |      | 8-14   |        | 24-36    |     | 8  |    | 19 |   | 27           |   | 33  |     | 76  |  |

|                 |       |       |           |       |       |       |       |       |                   |   |
|-----------------|-------|-------|-----------|-------|-------|-------|-------|-------|-------------------|---|
| FG % 1st Half:  | 10-25 | 40.0% | 2nd Half: | 12-23 | 52.2% | Game: | 22-48 | 45.8% | Deadball Rebounds | 4 |
| 3FG % 1st Half: | 2-5   | 40.0% | 2nd Half: | 6-9   | 66.7% | Game: | 8-14  | 57.1% |                   |   |
| FT % 1st Half:  | 12-21 | 57.1% | 2nd Half: | 12-15 | 80.0% | Game: | 24-36 | 66.7% |                   |   |

## Georgia 97 • 10-7 (4-1)

| Georgia 97 • 10-7 (4-1) |                   | Total |      | 3-Ptr  |        | Rebounds |     | PF |    | TP |   | A TO Blk Stl |   | Min |     |     |  |
|-------------------------|-------------------|-------|------|--------|--------|----------|-----|----|----|----|---|--------------|---|-----|-----|-----|--|
| #                       | Player            | F     | FGA  | FG-FGA | FT-FTA | Off      | Def | TP | P  | F  | T | A            | O | Bk  | Stl | Min |  |
| 02                      | Thornston, Marcus | f     | 3-5  | 0-0    | 6-9    | 5        | 2   | 7  | 2  | 12 | 0 | 0            | 0 | 0   | 0   | 27  |  |
| 15                      | Williams, Donte'  | f     | 3-4  | 0-0    | 3-6    | 2        | 8   | 10 | 1  | 9  | 1 | 0            | 1 | 0   | 1   | 28  |  |
| 11                      | Morris, Brandon   | f     | 4-6  | 0-0    | 5-9    | 0        | 5   | 3  | 13 | 5  | 0 | 0            | 0 | 0   | 21  |     |  |
| 04                      | Manni, Charles    | g     | 2-5  | 2-4    | 4-4    | 0        | 1   | 1  | 15 | 10 | 3 | 4            | 0 | 0   | 19  |     |  |
| 12                      | Gaines, Kenny     | g     | 3-10 | 2-5    | 6-6    | 0        | 3   | 3  | 14 | 4  | 3 | 2            | 0 | 0   | 33  |     |  |
| 03                      | Parker, Juanan    | 2-4   | 1-1  | 0-0    | 1      | 2        | 3   | 0  | 5  | 2  | 0 | 0            | 2 | 14  |     |     |  |
| 05                      | Dixon, Tim        | 0-0   | 0-0  | 0-0    | 0      | 0        | 0   | 0  | 1  | 0  | 0 | 1            | 0 | 6   |     |     |  |
| 10                      | Echols, Taylor    | 1-2   | 1-2  | 0-0    | 0      | 0        | 0   | 0  | 3  | 0  | 0 | 0            | 0 | 0   | 4   |     |  |
| 11                      | Forté, Cameron    | 1-1   | 0-0  | 1-3    | 0      | 0        | 1   | 3  | 0  | 0  | 0 | 0            | 0 | 0   | 2   |     |  |
| 14                      | Young, Brandon    | 0-0   | 0-0  | 0-0    | 0      | 0        | 0   | 0  | 0  | 0  | 0 | 0            | 0 | 0   | 1   |     |  |
| 24                      | Kessler, Houston  | 0-0   | 0-0  | 0-0    | 1      | 1        | 0   | 0  | 0  | 0  | 0 | 0            | 0 | 0   | 1   |     |  |
| 25                      | Geno, Kenny Paul  | 1-1   | 0-0  | 0-0    | 1      | 0        | 1   | 0  | 2  | 0  | 0 | 0            | 0 | 0   | 0   |     |  |
| 30                      | Frazier, J.J.     | 1-5   | 1-3  | 0-0    | 0      | 1        | 1   | 4  | 3  | 4  | 1 | 0            | 2 | 21  |     |     |  |
| 41                      | Cannon, John      | 0-0   | 0-0  | 1-2    | 0      | 1        | 1   | 2  | 1  | 0  | 1 | 0            | 0 | 0   | 3   |     |  |
| 42                      | Djuricic, Nemanja | 6-6   | 3-3  | 7-11   | 4      | 1        | 5   | 4  | 22 | 3  | 3 | 0            | 1 | 21  |     |     |  |
| Team                    |                   |       |      | 0      |        | 1        |     | 1  |    |    |   |              |   |     |     |     |  |
| Totals                  |                   | 27-49 |      | 10-18  |        | 33-50    |     | 13 |    | 26 |   | 39           |   | 26  |     | 97  |  |

|                 |       |       |           |       |       |       |       |       |                   |   |
|-----------------|-------|-------|-----------|-------|-------|-------|-------|-------|-------------------|---|
| FG % 1st Half:  | 11-23 | 47.8% | 2nd Half: | 16-26 | 61.5% | Game: | 27-49 | 55.1% | Deadball Rebounds | 7 |
| 3FG % 1st Half: | 6-11  | 54.5% | 2nd Half: | 4-7   | 57.1% | Game: | 10-18 | 55.6% |                   |   |
| FT % 1st Half:  | 17-22 | 77.3% | 2nd Half: | 16-28 | 57.1% | Game: | 33-50 | 66.0% |                   |   |

Officials: Mike Nance, Ron Groover, Lee Cassell  
 Technical fouls: South Carolina-None. Georgia-None.  
 Attendance: 3366  
 Flagrant 1 on Charles Mann at 19:31 in 2nd half.

| Score by periods | 1st | 2nd | Total |
|------------------|-----|-----|-------|
| South Carolina   | 34  | 42  | 76    |
| Georgia          | 45  | 52  | 97    |

Last FG - SC 2nd-01:34, UGA 2nd-00:55.  
 Largest lead - SC by 2 1st-19:38, UGA by 23 2nd-04:16.  
 Score tied - 3 times.  
 Lead changed - 1 time.

## GAME 19

|  |  |  |  |                   |  |
|--|--|--|--|-------------------|--|
|  |  | Official Basketball Box Score - Game Totals - Final Statistics |  |                   |  |
| Missouri vs South Carolina                     |  |  |  | Deadball Rebounds |  |
| 01/25/14 3 p.m. at Columbia, MO (Mizzou Arena) |  |  |  | 1-2               |  |

| South Carolina 74 • 7-12 (0-6 SEC) |                      | Total |      | 3-Ptr  |        | Rebounds |     | PF |   | TP |   | A TO Blk Stl |   | Min |     |     |  |
|------------------------------------|----------------------|-------|------|--------|--------|----------|-----|----|---|----|---|--------------|---|-----|-----|-----|--|
| #                                  | Player               | F     | FGA  | FG-FGA | FT-FTA | Off      | Def | TP | P | F  | T | A            | O | Bk  | Stl | Min |  |
| 21                                 | HENRY, Demetrius     | f     | 1-6  | 0-0    | 1-2    | 2        | 1   | 3  | 3 | 3  | 0 | 1            | 0 | 0   | 0   | 30  |  |
| 24                                 | CARRERA, Michael     | f     | 5-10 | 1-2    | 5-8    | 4        | 7   | 11 | 3 | 16 | 4 | 5            | 0 | 1   | 1   | 33  |  |
| 00                                 | THORNWELL, Sindarius | g     | 5-13 | 1-6    | 3-3    | 1        | 3   | 4  | 5 | 14 | 4 | 5            | 0 | 1   | 24  |     |  |
| 01                                 | WILLIAMS, Brenton    | g     | 8-16 | 7-14   | 9-9    | 0        | 1   | 1  | 3 | 32 | 1 | 0            | 0 | 3   | 36  |     |  |
| 00                                 | NOTICE, Duane        | g     | 1-5  | 0-1    | 0      | 1        | 0   | 1  | 3 | 2  | 2 | 0            | 0 | 0   | 25  |     |  |
| 05                                 | SHAW, Jaylen         | g     | 0-1  | 0-0    | 0      | 0        | 0   | 0  | 4 | 0  | 1 | 0            | 0 | 0   | 10  |     |  |
| 14                                 | CHATKEVICIUS, L      | 2-3   | 0-0  | 0      | 2      | 4        | 6   | 3  | 4 | 2  | 0 | 0            | 0 | 0   | 16  |     |  |
| 20                                 | MCKIE, Justin        | 0-2   | 0-0  | 0      | 0      | 1        | 1   | 0  | 0 | 0  | 0 | 0            | 0 | 0   | 5   |     |  |
| 25                                 | KACINAS, Mindaugas   | 0-1   | 0-0  | 0      | 1      | 2        | 3   | 3  | 0 | 0  | 0 | 0            | 0 | 0   | 11  |     |  |
| 32                                 | RINGER, Desmond      | 0-0   | 0-0  | 0      | 0      | 0        | 0   | 0  | 0 | 0  | 0 | 0            | 0 | 0   | 10  |     |  |
| 35                                 | STEELE, Brian        | 1-2   | 1-2  | 0-0    | 0      | 1        | 0   | 1  | 1 | 3  | 2 | 0            | 0 | 0   | 10  |     |  |
| Team                               |                      |       |      | 0      |        | 1        |     | 1  |   |    |   |              |   |     |     |     |  |
| Totals                             |                      | 23-59 |      | 10-26  |        | 18-22    |     | 13 |   | 32 |   | 29           |   | 74  |     | 12  |  |

|                |      |       |           |  |
|----------------|------|-------|-----------|--|
| FG % 1st Half: | 7-27 | 25.9% | 2nd Half: |  |
|----------------|------|-------|-----------|--|

**GAME 21 - OLE MISS 75, SOUTH CAROLINA 71  
FEB. 1, 2014/TAD SMITH COLISEUM/OXFORD, MISS.**

OXFORD, Miss. - South Carolina (8-13, 1-7 SEC) held a double-digit lead through the majority of the second half, but Ole Miss (15-6, 6-2 SEC) was able to overcome the deficit late to defeat the Gamecocks 75-71 on Saturday in Oxford.

South Carolina senior guard Brenton Williams paced the Gamecocks with a game-high 23 points, while freshman guards Sindarius Thornwell and Duane Notice added 20 and nine points, respectively. Thornwell added a season high six assists and Notice collected four. Sophomore guard Michael Carrera led the Gamecocks with 11 rebounds.

The Gamecocks shot 46.9 percent (23-49) in the game, but hit just 9-of-24 (37.5 percent) in the second half. South Carolina out-rebounded the Rebels 38-28. Ole Miss held as much as an eight-point lead early, but Carolina chipped away at the Rebel advantage and Williams' third 3 in the opening nine minutes of play gave the Gamecocks a 19-18 upend with 11:39 remaining in the opening half.

Both teams struggled to find the basket through the middle portion of the half, and the score stood at 23-21 Ole Miss at the under-eight minute mark. Out of the break, Williams reached double-figures, as the national leader in free throw percentage knoeked down a pair from the line to tie the game with 7:55 remaining before the break.

Marshall Henderson hit a floater from the corner for the Rebels with four minutes remaining on the clock, but Notice continued a stellar half of basketball, taking the possession coast-to-coast and notching the lay-in and Ole Miss fouled for a chance at a 3-point play out of the media timeout. Notice missed the opportunity at the line, but Carrera was there for the tip-in and Carolina took a 33-31 advantage.

The Gamecock lead continued to grow, and a jumper from Carrera capped a 9-0 Carolina run and put the advantage at 38-31 with just shy of two minutes to play in the half.

South Carolina took a live-point lead into the break after the teams traded makes at the free throw line, before Henderson capitalized on a Gamecock turnover with under 10 seconds to play and broke a four-minute rebel scoring drought to put the score at 40-35.

South Carolina scored 16 points in the paint in the first half, and out-rebounded the Rebels 17-12. The Gamecocks hit 56.0 percent (14-25) in the first half and the Rebels 14-of-28 (50.0 percent), with both South Carolina's Williams and Ole Miss' Henderson leading the way with 13 points in the opening stanza.

Both teams pushed offense in the opening two minutes of the second half, as the Gamecocks scored seven quick points out of the break then three-point plays from Thornwell, but the Rebels made a push of their own behind 3s from Anthony Perez and Henderson to put the score at 47-42 Carolina with 17:50 to play.

Williams hit his fourth 3 of the game with 16 to minutes on the clock, the fourth straight game that the senior has hit at least four 3s in the contest, and he added another 30 seconds later, which saw Carolina take its biggest lead of the afternoon to that point at 55-44 with 15:37 remaining, forcing an Ole Miss timeout.

South Carolina continued to build its lead, behind a jumper from sophomore forward Laimonas Chatkevicius and a pair of free throws from Thornwell. Ole Miss' Jarvis Summers connected for a lay-in at the 9:50 mark and the Gamecock lead was 11, 61-50.

Dwight Coleby's lay-in pulled the Rebels within seven with 8:24 to play, but Thornwell hit a huge 3 for Carolina to put the lead back to 10 seconds later. Ole Miss continued to battle, however, and White hit a put-back lay-in to pull the home team within eight at 64-56 with 7:43 to play, and the Rebels called a timeout.

Notice took a charge underneath the Ole Miss basket near the seven-minute mark, followed up with a steal with six minutes to play, which resulted in a make from the free throw line, keeping the Gamecock lead at nine points, 66-57.

On the ensuing Ole Miss possession, Henderson was fouled on a 3-point attempt, and he hit all three from the line to pull the Rebels within six points.

South Carolina was forced to call a timeout with 4:57 to play after the lead was drawn to just four points at 66-62 after two Rebel free throws.

Ole Miss forced a Gamecock turnover in the midpoint out of the break, and the Rebels capped a 7-0 run with a lay-in from LaDarius White with 4:51 to play. Summers sank a 3 at the four-minute mark and Ole Miss took a one-point lead at 67-66.

Williams hit two from the line, and Summers hit a long jumper from just inside the 3-point arc to maintain a one-point Rebel lead at 69-68 with 2:19 to play.

Summers added two more points for Ole Miss with 1:32 remaining to push the lead to three, and Carrera hit one from the line with under a minute to play to put the score at 71-69 Rebels.

Ole Miss held the ball near midpoint long into the shot clock on the ensuing possession, and Summers couldn't connect, but Aaron Jones hit a lay-in and was fouled. He converted at the line, and the Ole Miss lead was five at 74-69 with 24 seconds remaining.

Sophomore forward Mindaugas Kacinas had a tip-in with 18 seconds remaining on a 3-point attempt from Williams, but Summers hit one of two attempts from the line with seven seconds to play and Carolina missed a 3 attempt at the buzzer, as Ole Miss posted the 75-71 victory.

**GAME 21**

Official Basketball Box Score - Game Totals - Final Statistics  
South Carolina vs Ole Miss  
2/1/14 12:47 PM at Oxford, Miss./Tad Smith Coliseum

South Carolina 71 • 8-13, 1-7 SEC

| #  | Player               | Total | 3-Ptr  |        |        | Rebounds |     |     |    |    | PF | TP | A | T | Blk | Stl | Min |
|----|----------------------|-------|--------|--------|--------|----------|-----|-----|----|----|----|----|---|---|-----|-----|-----|
|    |                      |       | FG-FGA | FG-FGA | FT-FTA | Off      | Def | Tot | PF | TP |    |    |   |   |     |     |     |
| 21 | HENRY, Demetrius     | f     | 0-6    | 0-0    | 2-4    | 1        | 0   | 1   | 4  | 2  | 0  | 0  | 0 | 0 | 0   | 0   | 10  |
| 4  | CARRERA, Michael     | f     | 2-4    | 0-1    | 2-6    | 5        | 6   | 11  | 3  | 6  | 0  | 1  | 3 | 1 | 0   | 33  |     |
| 00 | THORNWELL, Sindarius | g     | 7-12   | 2-4    | 4-4    | 0        | 5   | 5   | 3  | 20 | 6  | 6  | 2 | 0 | 0   | 39  |     |
| 01 | WILLIAMS, Brenton    | g     | 6-12   | 5-8    | 6-6    | 2        | 1   | 3   | 1  | 23 | 1  | 0  | 0 | 0 | 0   | 34  |     |
| 10 | NOTICE, Duane        | g     | 4-8    | 0-1    | 1-3    | 1        | 2   | 3   | 2  | 9  | 4  | 8  | 0 | 2 | 3   | 34  |     |
| 05 | SHAW, Jaylen         | g     | 0-0    | 0-0    | 0-0    | 1        | 1   | 1   | 1  | 0  | 0  | 0  | 0 | 0 | 0   | 6   |     |
| 14 | CHATKEVICIUS, L.     | g     | 2-4    | 0-0    | 0-0    | 6        | 6   | 1   | 4  | 0  | 2  | 0  | 0 | 0 | 0   | 18  |     |
| 20 | MCKIE, Justin        | g     | 0-1    | 0-1    | 0-0    | 0        | 1   | 1   | 2  | 0  | 2  | 0  | 0 | 0 | 0   | 7   |     |
| 25 | KACINAS, Mindaugas   | g     | 2-2    | 0-0    | 3-4    | 1        | 2   | 3   | 4  | 7  | 0  | 1  | 1 | 0 | 0   | 19  |     |
|    | Team                 |       | 2      | 2      | 4      |          |     |     |    |    |    |    |   |   |     | 5   |     |
|    | Totals               |       | 23-49  | 7-15   | 18-27  | 12       | 26  | 38  | 21 | 71 | 13 | 18 | 6 | 3 | 0   | 200 |     |

FG % 1st Half: 44.2% 2nd half: 37.5% Game: 40.9%  
3FG % 1st Half: 4.7% 2nd half: 3.8% Game: 7.1%  
FT % 1st Half: 8.1% 2nd half: 10.4% Game: 18.2%

Ole Miss 75 • 15-6, 6-2 SEC

| #  | Player               | Total | 3-Ptr  |        |        | Rebounds |     |     |    |    | PF | TP | A | T | Blk | Stl | Min |
|----|----------------------|-------|--------|--------|--------|----------|-----|-----|----|----|----|----|---|---|-----|-----|-----|
|    |                      |       | FG-FGA | FG-FGA | FT-FTA | Off      | Def | Tot | PF | TP |    |    |   |   |     |     |     |
| 11 | Saiz, Sebastian      | f     | 3-7    | 0-0    | 0-0    | 2        | 4   | 6   | 3  | 6  | 1  | 1  | 0 | 0 | 0   | 0   | 17  |
| 13 | Perez, Anthony       | f     | 2-3    | 2-3    | 1-4    | 0        | 5   | 5   | 7  | 0  | 0  | 2  | 0 | 0 | 0   | 27  |     |
| 34 | Jones, Aaron         | f     | 4-7    | 0-0    | 3-3    | 2        | 2   | 4   | 3  | 11 | 0  | 0  | 0 | 0 | 0   | 28  |     |
| 22 | Henderson, Marshall  | g     | 7-17   | 2-9    | 5-5    | 1        | 1   | 2   | 1  | 21 | 2  | 1  | 0 | 4 | 0   | 37  |     |
| 32 | Summers, Jarvis      | g     | 6-11   | 1-2    | 2-5    | 0        | 1   | 1   | 3  | 15 | 8  | 4  | 2 | 0 | 0   | 37  |     |
| 03 | Millinghaus, Derrick | g     | 0-3    | 0-2    | 0-0    | 1        | 0   | 1   | 1  | 0  | 0  | 2  | 0 | 0 | 0   | 8   |     |
| 04 | Cox, Demarco         | g     | 0-0    | 0-0    | 0-0    | 0        | 0   | 0   | 0  | 1  | 0  | 0  | 0 | 0 | 0   | 8   |     |
| 10 | White, LaDarius      | g     | 3-8    | 1-3    | 5-6    | 3        | 1   | 4   | 2  | 12 | 2  | 1  | 0 | 2 | 28  |     |     |
| 23 | Coleby, Dwight       | g     | 1-3    | 0-0    | 1-1    | 0        | 2   | 2   | 3  | 0  | 0  | 1  | 0 | 0 | 10  |     |     |
|    | Team                 |       | 2      | 1      | 3      |          |     |     |    |    |    |    |   |   |     | 3   |     |
|    | Totals               |       | 26-59  | 6-19   | 17-24  | 11       | 17  | 28  | 21 | 75 | 13 | 9  | 5 | 6 | 0   | 200 |     |

FG % 1st Half: 44.2% 2nd half: 38.7% Game: 44.1%  
3FG % 1st Half: 3.8% 2nd half: 3.1% Game: 31.6%  
FT % 1st Half: 4.6% 2nd half: 13.8% Game: 17.2%

Officials: Patrick Evans, Tony Greene, CJ Washington  
Technical fouls: South Carolina-None. Ole Miss-None.  
Attendance: 6977

| Score by periods | 1st | 2nd | Total |
|------------------|-----|-----|-------|
| South Carolina   | 40  | 31  | 71    |
| Ole Miss         | 35  | 40  | 75    |

| In     | Off   | 2nd | Fast   |
|--------|-------|-----|--------|
| Points | Paint | T/O | Chance |
| SC     | 28    | 12  | 2      |
| UM     | 24    | 23  | 6      |

Last FG - SC 2nd-00:19, UM 2nd-00:23.  
Largest lead - SC by 15 2nd-10:53, UM by 8 1st-14:48.

Score tied - 6 times.  
Lead changed - 9 times.

**2013-14 | SOUTH CAROLINA MEN'S BASKETBALL**

**GAME 22 - AUBURN 79, SOUTH CAROLINA 74  
FEB. 5, 2014/COLONIAL LIFE ARENA**

COLUMBIA, S.C. - South Carolina battled back from a 16-point deficit midway through the second half, but the Gamecocks (8-14, 1-8 SEC) suffered a 79-74 loss to Auburn (11-9, 3-6 SEC) in SEC play on Wednesday night at Colonial Life Arena. Senior guard Brenton Williams led Carolina with 29 points in the contest, hitting 10-of-14 from the field, including 6-of-10 from 3-point range.

Chris Denson and KT Harrell led the Tigers with 25 points each in the game. Williams' six 3s continued a five-game stretch in which the senior has made at least four 3-pointers in a game. Despite only eight points, freshman guard Sindarius Thornwell totaled season high's in assists with nine and steals with four. Sophomore forward Mindaugas Kacinas added 14 points and six rebounds, while freshman guard Duane Notice chipped in 12 points and six rebounds.

The first half started off as a back and forth affair, opening with both team's trading 3-pointers in the opening possessions.

The Tigers hit the first run of the evening to open up a seven-point advantage. With 8:26 on the clock, Harrell converted two at the line to start a 9-2 run that ended with the guard finding Jordan Granger underneath the basket for a dunk to give the visitors a 29-22 advantage.

After four straight points from sophomore forward Michael Carrera and tip in by Kacinas, the Gamecocks closed the gap back to within two, but Auburn answered with five in row to push the lead back to seven.

Williams scored the final six points of the half for the Gamecocks with his second 3 of the game and an and-one after a strong drive to the basket as South Carolina ended the half down 38-35.

A Williams 3-pointer and a jumper from Notice kept the deficit at two early in the second half, but seven straight made field goals from Auburn, with three from Denson, and two Harrell and Tahj Shamsid-Deen, turned the tide. The run extended nearly four minutes as the Tigers outscored the Gamecocks 16-2 until Williams converted a pair at the line before hitting a corner 3 on a fast break to bring the deficit to 13 with 12:08 remaining.

The Tigers' run though was followed by a shift in moment as Williams and Thornwell took charge for South Carolina on an 18-2 to bring South Carolina within two.

Back-to-back steals from Thornwell led to a two-handed dunk from Williams, which he followed up with his fifth 3 of the game. The 10 consecutive points from Williams cut the deficit to eight with 10:28 on the clock.

Four more field goals, including a coast-to-coast layup from Thornwell after his career high fourth steal, saw the Gamecocks pull even at 62-62 with 7:25 left.

In less than a minute though, Denson scored five unanswered to give the Tigers a six-point lead at 69-63 with just over five and half minutes.

With just over a minute remaining, Thornwell made a hard drive in the lane and dished to Henry for an open dunk to cut it to 75-71. After Harrell sank two free throws, a 3-pointer by Williams on the other end brought the game to three with 23 seconds on the clock. Shamsid-Deen converted both free throws on the ensuing possession though to put the game out of reach as the Tigers won 79-74.

After both teams shot just over 44 percent in the first half, the Tigers shot 66.7 percent (14-21) compared to the Carolina, which went 15-34 (44.1 percent) during the final 20 minutes.

**GAME 22**

Official Basketball Box Score - Game Totals - Final Statistics  
Auburn vs South Carolina  
2/5/14 7:30 p.m. at Columbia, S.C. (Colonial Life Arena)

Auburn 79 • 11-9, 3-6 SEC

| #  | Player              | Total | 3-Ptr  |        |        | Rebounds |     |     |    |    | PF | TP | A | T | Blk | Stl | Min |
|----|---------------------|-------|--------|--------|--------|----------|-----|-----|----|----|----|----|---|---|-----|-----|-----|
|    |                     |       | FG-FGA | FG-FGA | FT-FTA | Off      | Def | Tot | PF | TP |    |    |   |   |     |     |     |
| 02 | Payne, Allen        | f     | 4-8    | 1-1    | 0-1    | 3        | 6   | 9   | 0  | 9  | 2  | 2  | 2 | 2 | 0   | 20  |     |
| 00 | DIXON-Tatum, Asahun | c     | 0-0    | 0-0    | 2-2    | 1        | 3   | 4   | 2  | 2  | 1  | 2  | 1 | 1 | 0   | 23  |     |
| 01 | Harrell, KT         | g     | 9-18   | 1-6    | 6-6    | 2        | 4   | 6   | 4  | 25 | 6  | 2  | 0 | 0 | 0   | 33  |     |
| 03 | Denson, Chris       | g     | 8-12   | 3-4    | 6-9    | 0        | 3   | 3   | 4  | 25 | 2  | 4  | 0 | 0 | 0   | 36  |     |
| 13 | Shamsid-Deen, Tahj  | g     | 5-9    | 0-3    | 2-2    | 2        | 2   | 4   | 2  | 12 | 3  | 2  | 0 | 1 | 0   | 36  |     |
| 11 | Wade, Dion          | g     | 0-2    | 0-2    | 0-0    | 0        | 0   | 0   | 0  | 1  | 0  | 0  | 0 | 0 | 0   | 9   |     |
| 20 | Thompson, Alex      | g     | 0-1    | 0-0    | 0-0    | 0        | 1   | 1   | 0  | 0  | 1  | 0  | 0 | 3 | 9   |     |     |
| 21 | Canada, Malcolm     | g     | 1-1    | 0-0    | 0-0    | 0        | 0   | 0   | 0  | 2  | 1  | 1  | 0 | 1 | 6   |     |     |
| 25 | Granger, Jordan     | g     | 2-2    | 0-0    | 0-0    | 1        | 1   | 3   | 4  | 0  | 0  | 0  | 0 | 0 | 8   |     |     |
| 41 | Attee, Matthew      | g     | 0-1    | 0-0    | 0-0    | 1        | 2   | 4   | 0  | 0  | 0  | 0  | 0 | 0 | 9   |     |     |
|    | Team                |       | 2      | 2      | 4      |          |     |     |    |    |    |    |   |   |     | 2   |     |
|    | Totals              |       | 29-55  | 5-16   | 16-20  | 11       | 21  | 32  | 20 | 79 | 16 | 14 | 3 | 8 | 0   | 200 |     |

FG % 1st Half: 44.1% 2nd half: 66.7% Game: 52.7%  
3FG % 1st Half: 2.0% 2nd half: 3.6% Game: 31.3%  
FT % 1st Half: 6.8% 2nd half: 10.1% Game: 83.3%

South Carolina 74 • 8-14, 1-8 SEC

| #  | Player               | Total | 3-Ptr  |        |        | Rebounds |     |     |    |    | PF | TP | A | T | Blk | Stl | Min |
|----|----------------------|-------|--------|--------|--------|----------|-----|-----|----|----|----|----|---|---|-----|-----|-----|
|    |                      |       | FG-FGA | FG-FGA | FT-FTA | Off      | Def | Tot | PF | TP |    |    |   |   |     |     |     |
| 21 | HENRY, Demetrius     | f     | 3-4    | 0-0    | 0-1    | 1        | 2   | 3   | 4  | 6  | 1  | 0  | 1 | 0 | 0   | 20  |     |
| 24 | CARRERA, Michael     | f     | 1-5    | 0-0    | 3-6    | 6        | 2   | 8   | 1  | 5  | 1  | 1  | 0 | 0 | 0   | 23  |     |
| 00 | THORNWELL, Sindarius | g     | 3-16   | 0-4    | 2-2    | 0        | 3   | 3   | 3  | 9  | 3  | 1  | 4 | 0 | 0   | 39  |     |
| 01 | WILLIAMS, Brenton    | g     | 10-14  | 6-10   | 3-3    | 0        | 0   | 0   | 1  | 29 | 1  | 0  | 0 | 0 | 0   | 38  |     |
| 10 | NOTICE, Duane        | g     | 4-10   | 1-2    | 3-7    | 2        | 4   | 6   | 2  | 12 | 3  | 0  | 0 | 0 | 0   | 33  |     |
| 05 | SHAW, Jaylen         | g     | 0-0    | 0-0    | 0-0    | 0        | 0   | 0   | 0  | 0  | 0  | 0  | 0 | 0 | 0   | 2   |     |
| 14 | CHATKEVICIUS, L.     | g     | 0-0    | 0-0    | 0-0    | 0        | 0   | 0   | 0  | 0  | 0  | 0  | 0 | 0 | 0   | 4   |     |
| 20 | MCKIE, Justin        | g     | 0-1    | 0-1    | 0-0    | 0        | 1   | 1   | 0  | 1  | 1  | 0  | 1 | 0 | 0   | 7   |     |
| 25 | KACINAS, Mindaugas   | g     | 6-9    | 0-0    | 2-3    | 4        | 2   | 6   | 1  | 14 | 1  | 3  | 1 | 1 | 31  |     |     |
| 32 | RINGER, Desmond      | g     | 0-0    | 0-0    | 0-0    | 0        | 0   | 0   | 0  | 1  | 0  | 1  | 0 | 0 | 0   | 2   |     |
| 35 | STEELE, Brian        | g     | 0-2    | 0-0    | 0-0    | 0        | 0   | 0   | 0  | 0  | 0  | 0  | 0 | 0 | 0   | 1   |     |
|    | Team                 |       | 3      | 1      | 4      |          |     |     |    |    |    |    |   |   |     | 3   |     |
|    | Totals               |       | 27-61  | 7-17   | 13-22  | 16       | 15  | 31  | 17 | 74 | 17 | 12 | 3 | 5 | 0   | 200 |     |

**GAME 24 - SOUTH CAROLINA 65, VANDERBILT 59**  
**FEB. 13, 2014/COLONIAL LIFE ARENA**

**COLUMBIA, S.C.** - Despite the game being postponed nearly 24 hours due to winter weather across the region, South Carolina (9-15, 2-9 SEC) came out and led for much of the game as the Gamecocks knocked off Vanderbilt (13-10, 5-6 SEC) 65-59 this evening at Colonial Life Arena.

Freshman guard Sindarius Thornwell led Carolina, filling up the stat sheet with 19 points, six rebounds and six assists. Senior guard Brenton Williams added 14 points and freshman guard Duane Notice was also in double-figures with 10. Vanderbilt guard Kyle Fuller led all scorers with 20 points.

In a close contest throughout the first half, the Gamecocks held the lead for nearly the entire 20 minutes. Carolina saw its largest lead of the early going at five points, 20-15, with 7:15 on the clock after Laimonas Chatkevicius tipped in a missed attempt from Thornwell. The Commodores were able to trim the deficit to down one with under five minutes after a long jumper from leading-scorer Rod Odom.

Williams, though, responded for Carolina with his first 3-pointer of the game to make it 25-21.

Vanderbilt's Fuller was able to go the length of the court in the final seconds of the half to lay it in as South Carolina took a one-point advantage into the break at 28-27.

The Gamecocks were only able to push the lead to three in the early in the second half before back-to-back buckets from Fuller and Damian Jones gave the Commodores their first lead of the game at 33-32 with 17:25 to go.

With the game tied at 38-38 with 14:46 remaining, Notice stepped up and regained the lead for the Gamecocks with a 3-pointer from the right side. A jumper from Fuller brought it back to one, but with just under 12 minutes showing and the shot clock winding down, Thornwell hit a deep 3 to push the lead back up to four. After Odom cut Carolina's lead back to two with a pair from the foul line, the Gamecocks upped their intensity on the boards and began fighting for ever loose ball which turned into a 7-0 run, capped off by Williams connecting from beyond the arc to give Carolina a 51-42 lead that forced Vanderbilt to call a timeout with 9:14 left. Out of the timeout though, Odom knocked down a 3-pointer for the Commodores from the right corner to end the run.

Thornwell extended the lead to 55-45 after cutting into the lane and hitting a floater. The lead continued to grow as sophomore forward Mindaugas Kacinas added a free throw, before a steal from Notice led to a fast break and lay-in for sophomore forward Brian Steele with four minutes left on the clock.

The Gamecocks' lead quickly dwindled though as the Fuller scored four points for the Commodores before Odom sunk a 3 from the top of the key to cut it to 58-52. After adding one more to its lead, Carolina pushed its advantage to nine as Thornwell went hard to bucket, missed his attempt but corralled the rebound and was able to convert on his second attempt with 1:13 remaining.

Carolina was able to hold on to the lead in the final minute to earn its second conference victory of the season, 65-59.

Vanderbilt (21-48, 43.8 percent) out-shot South Carolina (24-64, 37.5 percent), but the difference for the Gamecocks came on the glass where they out-rebounded the Commodores 45-31, while grabbing 26 offensive rebounds. Kacinas led the charge on the boards with seven, while Michael Carrera, Demetrius Henry and Thornwell each recorded six.

Those offensive rebounds led to a 23-9 advantage for Carolina in second-chance points.

**GAME 25 - SOUTH CAROLINA 67, ALABAMA 66**  
**FEB. 15, 2014/COLONIAL LIFE ARENA**

**COLUMBIA, S.C.** - For the second time in three days, South Carolina (10-15, 3-9 SEC) came away with a conference win, topping Alabama (10-15, 4-8 SEC), 67-66, with key plays down the stretch this evening at Colonial Life Arena. The back-to-back SEC wins were the first for Carolina since January 2011, when the team defeated Florida by three on the road and Arkansas in double overtime at home.

Freshman Sindarius Thornwell led the Gamecocks with 22 points, four rebounds and four assists, while Williams added 10 points on 4-of-8 shooting. Senior guard Trevor Releford scored a game-high 27 points to lead the Crimson Tide after only scoring two in the first half.

In a back and forth opening 10 minutes, that saw plenty of defensive pressure that resulted in seven total blocks, freshman guard Jaylen Shaw came off of the bench and connected from beyond the arc at the 9:41 to give the Gamecocks a 12-11 lead. Thornwell followed that with a runner to push the lead to three.

After a layup from Alabama's Nick Jacobs, Shaw hit his second 3-pointer of the half to ignite a 7-0 spurt to give the Gamecocks a 21-13 advantage with under five minutes to play in the half.

With 1:23 left, Thornwell increased his first-half total to nine with a 3 from the top of the key. Eleven seconds later, Thornwell found sophomore forward Brian Steele on the backdoor for a layup to close the half with a 28-19 lead.

The Gamecocks held the Crimson Tide to 25 percent (5-20) from the field in the opening 20 minutes, as they in turn shot 44 percent (11-25). The 19 first-half points is the least allowed for the Gamecocks since the opener this season.

Despite Releford converting on an and-one to start the, Carolina responded by out-scoring the Alabama 11-5 over the next three-plus minutes. Williams scored poured in five points in the spurt on back-to-back field goals. The stretch pushed the lead to 12 with 16:20 on the clock.

A 3-pointer for Alabama from Levi Randolph in the corner with the shot clock expiring brought the Gamecocks' lead back under double-digits.

The Crimson Tide continued to close the gap, bringing it within three with an 8-1 run after getting 3s from Randolph and Releford. Sophomore forward Laimonas Chatkevicius ended one with a jumper in the lane after being fouled, but he was unable to convert on the free throw attempt.

Over the following minutes, Alabama closed its deficit to one and kept it there after going from 6-of-6 from the foul line during a minute stretch.

A full court pass from Thornwell to sophomore forward Mindaugas Kacinas for an open layup increased the lead to three, but a 3 from Releford at the top of key tied up the game. That 3-pointer started a stretch of three-straight 3s from the Crimson tied as they took a 60-56 lead with just under four minutes remaining.

A back-door lob from Thornwell to sophomore forward Michael Carrera then brought the deficit to two. On the ensuing possession Releford went left and drove to the basket, but Carrera slid in and took the charge as the senior guard picked up his fourth foul with three minutes to go.

Thornwell tied it up a minute later with a floater in the lane, but Releford scored on a layup on the following possession after drawing a foul, but the guard was unable to convert the attempt.

Alabama drove hard to basket with just over a minute remaining, but Carrera and Kacinas converged to come up with a key block. Thornwell took the ball the length of the court, beat his defender, and dropped in a runner to give the Gamecocks a 63-62 lead with one-minute showing on the clock.

On the other end, Alabama guard Rodney Cooper, who had gone 4-of-4 from the line on the day, was fouled. The junior missed the first, but hit the second to level the game. On Carolina's ensuing possession, Carrera backed himself into the paint, put up a hook shot that appeared to be headed in, but bounced out at the last second. Kacinas, though, out-jumped the Alabama defenders surrounding him and tipped in the miss.

Down two and with the ball in front of its bench, the Tide found Releford at the top of the key on the inbound pass. The senior rose up and let the attempt go, but the ball got stuck between the rim and backboard. The possession arrow was in favor of the Gamecocks.

With 5.8 seconds on the clock, Thornwell was sent to the foul line. The freshman sank the first and rimmed in the second to extend the lead to four. Releford hit his fourth 3 of the game at the buzzer, but it wasn't enough as Carolina came away with the victory, 67-66.

South Carolina went 23-of-47 (48.9 percent) from the field, while Alabama was 18-of-43 (41.9 percent). The Gamecocks dominated the paint doubling the Crimson Tide's total, 32-16, as well as holding a 15-6 edge in fast break points.

Despite only scoring four points, and fouling out late in the game, freshman guard Duane Notice led the team six assists. Carrera led the Gamecocks on the glass with seven rebounds to go with eight points. For Thornwell, the 22 points on the day was his fifth game in SEC play in which he has scored 20 points or more, tying South Carolina's all-time leading scorer B.J. McKie's mark during his freshman season.

**GAME 24**



Official Basketball Box Score - Game Totals - Final Statistics  
**Vanderbilt vs South Carolina**  
 2/13/14 4 p.m. at Columbia, S.C. (Colonial Life Arena)

**Vanderbilt 59 • 13-10 (5-6 SEC)**

| #  | Player          | Total |       |      | Rebounds |     |     | PF | TP | A  | TO | Blk | Stl | Min |       |
|----|-----------------|-------|-------|------|----------|-----|-----|----|----|----|----|-----|-----|-----|-------|
|    |                 | FG    | FGA   | FT   | FTA      | Off | Def |    |    |    |    |     |     |     | Total |
| 00 | ODOM, Rod       | f     | 3-9   | 2-6  | 2-4      | 0   | 4   | 4  | 4  | 10 | 3  | 3   | 0   | 1   | 38    |
| 35 | SIKAM, James    | f     | 2-4   | 0-0  | 2-2      | 6   | 2   | 8  | 4  | 6  | 1  | 0   | 1   | 1   | 27    |
| 30 | JONES, Damian   | c     | 6-8   | 0-0  | 4-8      | 4   | 6   | 10 | 4  | 16 | 0  | 2   | 7   | 1   | 39    |
| 11 | FULLER, Kyle    | g     | 8-21  | 0-5  | 4-6      | 0   | 1   | 1  | 1  | 20 | 3  | 3   | 0   | 2   | 37    |
| 24 | PARKER, Dai-Jon | g     | 1-4   | 1-3  | 2-3      | 2   | 6   | 8  | 1  | 5  | 2  | 3   | 0   | 0   | 38    |
| 03 | KORNET, Luke    | g     | 0-1   | 0-1  | 0-0      | 0   | 0   | 0  | 0  | 0  | 0  | 0   | 0   | 0   | 1     |
| 14 | JOSEPHS, Carter | g     | 0-0   | 0-0  | 0-0      | 0   | 0   | 0  | 0  | 2  | 0  | 0   | 0   | 0   | 7     |
| 34 | MOATS, Shelby   | g     | 1-1   | 0-0  | 0-0      | 0   | 0   | 0  | 2  | 2  | 0  | 1   | 0   | 0   | 13    |
|    | Team            |       |       |      |          | 0   | 0   | 0  |    |    |    |     |     |     |       |
|    | Totals          |       | 21-48 | 3-15 | 14-23    | 12  | 19  | 31 | 18 | 59 | 9  | 12  | 8   | 5   | 200   |

FG % 1st Half: 11-23 47.8% 2nd half: 10-25 40.0% Game: 21-48 43.8% Deadball Rebounds  
 3FG % 1st Half: 0-4 0.0% 2nd half: 3-11 27.3% Game: 3-15 20.0%  
 FT % 1st Half: 5-10 50.0% 2nd half: 9-13 69.2% Game: 14-23 60.9% 5

**South Carolina 65 • 9-15 (2-9 SEC)**

| #  | Player               | Total |       |      | Rebounds |     |     | PF | TP | A  | TO | Blk | Stl | Min |       |
|----|----------------------|-------|-------|------|----------|-----|-----|----|----|----|----|-----|-----|-----|-------|
|    |                      | FG    | FGA   | FT   | FTA      | Off | Def |    |    |    |    |     |     |     | Total |
| 24 | CARRERA, Michael     | f     | 3-6   | 0-1  | 0-0      | 3   | 3   | 6  | 4  | 6  | 0  | 1   | 1   | 3   | 26    |
| 25 | KACINAS, Mindaugas   | f     | 2-5   | 0-0  | 1-2      | 4   | 3   | 7  | 5  | 5  | 0  | 2   | 2   | 2   | 19    |
| 00 | THORNWELL, Sindarius | g     | 6-14  | 1-2  | 6-8      | 3   | 3   | 6  | 2  | 19 | 6  | 3   | 1   | 0   | 36    |
| 01 | WILLIAMS, Brenton    | g     | 5-11  | 2-6  | 2-2      | 1   | 2   | 3  | 0  | 14 | 6  | 0   | 0   | 0   | 37    |
| 10 | NOTICE, Duane        | g     | 4-13  | 1-1  | 1-2      | 2   | 2   | 4  | 4  | 10 | 2  | 2   | 0   | 1   | 37    |
| 14 | CHATKEVICIUS, L.     | g     | 2-6   | 0-0  | 3-5      | 3   | 2   | 5  | 4  | 7  | 0  | 1   | 0   | 1   | 10    |
| 20 | MCKIE, Justin        | g     | 0-2   | 0-1  | 0-0      | 0   | 0   | 0  | 0  | 0  | 0  | 0   | 0   | 0   | 3     |
| 21 | HENRY, Demetrius     | g     | 1-4   | 0-0  | 0-2      | 4   | 2   | 6  | 2  | 2  | 0  | 1   | 2   | 1   | 21    |
| 35 | STEELE, Brian        | g     | 1-3   | 0-2  | 0-0      | 1   | 0   | 1  | 1  | 2  | 1  | 0   | 0   | 0   | 11    |
|    | Team                 |       |       |      |          | 5   | 2   | 7  |    |    |    |     |     |     |       |
|    | Totals               |       | 24-64 | 4-13 | 13-21    | 26  | 19  | 45 | 22 | 65 | 11 | 11  | 6   | 8   | 200   |

FG % 1st Half: 11-24 45.8% 2nd half: 13-30 43.3% Game: 24-64 37.5% Deadball Rebounds  
 3FG % 1st Half: 1-7 14.3% 2nd half: 3-6 50.0% Game: 4-13 30.8%  
 FT % 1st Half: 5-6 83.3% 2nd half: 8-15 53.3% Game: 13-21 61.9% 3

Officials: Ted Valentine, Anthony Jordan, Mike Nance  
 Technical fouls: Vanderbilt-None, South Carolina-None.  
 Attendance: 9829

| Score by periods | 1st | 2nd | Total |
|------------------|-----|-----|-------|
| Vanderbilt       | 27  | 32  | 59    |
| South Carolina   | 28  | 37  | 65    |

| Points | In    | Off | 2nd    | Fast  |
|--------|-------|-----|--------|-------|
| Paint  | Paint | T/O | Chance | Break |
| VU     | 34    | 13  | 9      | 6     |
| SC     | 36    | 7   | 23     | 4     |

Last FG - VU 2nd-00:27, SC 2nd-01:13. Score tied - 3 times.  
 Largest lead - VU by 2 2nd-16:09, SC by 13 2nd-04:00. Lead changed - 4 times.

**GAME 25**



Official Basketball Box Score - Game Totals - Final Statistics  
**Alabama vs South Carolina**  
 2/15/14 4 p.m. at Columbia, S.C. (Colonial Life Arena)

**Alabama 66 • 10-15 (4-8 SEC)**

| #  | Player            | Total |       |      | Rebounds |     |     | PF | TP | A  | TO | Blk | Stl | Min |       |
|----|-------------------|-------|-------|------|----------|-----|-----|----|----|----|----|-----|-----|-----|-------|
|    |                   | FG    | FGA   | FT   | FTA      | Off | Def |    |    |    |    |     |     |     | Total |
| 11 | Hale, Shannon     | f     | 3-8   | 1-3  | 4-6      | 0   | 3   | 3  | 2  | 11 | 1  | 2   | 1   | 1   | 23    |
| 15 | Jacobs, Nick      | f     | 1-3   | 0-0  | 0-0      | 1   | 0   | 1  | 1  | 2  | 0  | 0   | 0   | 1   | 14    |
| 00 | Key, Algje        | g     | 0-2   | 0-0  | 0-1      | 0   | 1   | 1  | 2  | 0  | 2  | 0   | 0   | 0   | 18    |
| 12 | Releford, Trevor  | g     | 7-12  | 4-7  | 9-10     | 1   | 3   | 4  | 4  | 27 | 3  | 2   | 0   | 3   | 36    |
| 21 | Cooper, Rodney    | g     | 3-8   | 0-3  | 5-6      | 2   | 3   | 5  | 4  | 11 | 5  | 2   | 1   | 1   | 32    |
| 04 | Engstrom, Carl    | g     | 0-0   | 0-0  | 0-0      | 0   | 0   | 0  | 0  | 0  | 0  | 0   | 0   | 0   | 3     |
| 10 | Taylor, Jimmie    | g     | 2-3   | 0-0  | 2-2      | 0   | 0   | 0  | 0  | 3  | 6  | 0   | 1   | 1   | 26    |
| 20 | Randolph, Levi    | g     | 2-4   | 2-2  | 0-0      | 1   | 2   | 3  | 2  | 6  | 0  | 1   | 1   | 1   | 25    |
| 32 | Obasohan, Retin   | g     | 0-3   | 0-0  | 3-6      | 0   | 3   | 3  | 2  | 3  | 2  | 0   | 0   | 1   | 21    |
| 35 | Slaughter, Dakota | g     | 0-0   | 0-0  | 0-0      | 0   | 0   | 0  | 0  | 0  | 0  | 0   | 0   | 0   | 2     |
|    | Team              |       |       |      |          | 2   | 3   | 5  |    |    |    |     |     |     |       |
|    | Totals            |       | 18-43 | 7-15 | 23-31    | 7   | 18  | 25 | 20 | 66 | 11 | 10  | 5   | 7   | 200   |

FG % 1st Half: 5-20 25.0% 2nd half: 13-23 56.5% Game: 18-43 41.9% Deadball Rebounds  
 3FG % 1st Half: 0-4 0.0% 2nd half: 7-11 63.6% Game: 7-15 46.7%  
 FT % 1st Half: 9-13 69.2% 2nd half: 14-18 77.8% Game: 23-31 74.2% 5.1

**South Carolina 67 • 10-15 (3-9 SEC)**

| #  | Player               | Total |       |      | Rebounds |     |     | PF | TP | A  | TO | Blk | Stl | Min |       |
|----|----------------------|-------|-------|------|----------|-----|-----|----|----|----|----|-----|-----|-----|-------|
|    |                      | FG    | FGA   | FT   | FTA      | Off | Def |    |    |    |    |     |     |     | Total |
| 24 | CARRERA, Michael     | f     | 2-5   | 0-0  | 4-4      | 2   | 5   | 7  | 3  | 8  | 0  | 1   | 4   | 0   | 24    |
| 25 | KACINAS, Mindaugas   | f     | 3-4   | 0-0  | 0-0      | 1   | 4   | 5  | 3  | 6  | 0  | 1   | 0   | 2   | 26    |
| 00 | THORNWELL, Sindarius | g     | 6-11  | 1-4  | 9-10     | 1   | 3   | 4  | 2  | 22 | 4  | 4   | 0   | 0   | 36    |
| 01 | WILLIAMS, Brenton    | g     | 4-8   | 2-4  | 0-0      | 2   | 2   | 2  | 2  | 10 | 0  | 0   | 0   | 0   | 30    |
| 10 | NOTICE, Duane        | g     | 2-7   | 0-2  | 0-0      | 1   | 2   | 3  | 5  | 4  | 6  | 4   | 0   | 1   | 35    |
| 05 | SHAW, Jaylen         | g     | 3-5   | 2-2  | 0-0      | 0   | 0   | 0  | 0  | 8  | 1  | 1   | 0   | 1   | 17    |
| 14 | CHATKEVICIUS, L.     | g     | 2-4   | 0-0  | 3-6      | 1   | 3   | 4  | 4  | 7  | 2  | 0   | 1   | 0   | 21    |
| 21 | HENRY, Demetrius     | g     | 0-1   | 0-0  | 0-0      | 0   | 1   | 1  | 3  | 0  | 0  | 1   | 0   | 0   | 9     |
| 35 | STEELE, Brian        | g     | 1-2   | 0-1  | 0-0      | 0   | 0   | 0  | 1  | 2  | 0  | 0   | 0   | 0   | 2     |
|    | Team                 |       |       |      |          | 0   | 1   | 1  |    |    |    |     |     |     |       |
|    | Totals               |       | 23-47 | 5-13 | 16-20    | 8   | 19  | 27 | 23 | 67 | 13 | 13  | 5   | 4   | 200   |

FG % 1st Half: 11-25 44.0% 2nd half: 12-22 54.5% Game: 23-47 48.9% Deadball Rebounds  
 3FG % 1st Half: 4-9 44.4% 2nd half: 1-4 25.0% Game: 5-13 38.5%  
 FT % 1st Half: 2-2 100.0% 2nd half: 14-18 77.8% Game: 16-20 80.0% 1.2

Officials: Joe Lindsay, Kevin Fehr, Michael Roberts  
 Technical fouls: Alabama-None, South Carolina-None.  
 Attendance: 8186

| Score by periods | 1st | 2nd | Total |
|------------------|-----|-----|-------|
| Alabama          | 19  | 47  | 66    |
| South Carolina   | 28  | 39  | 67    |

| Points | In    | Off | 2nd    | Fast  |
|--------|-------|-----|--------|-------|
| Paint  | Paint | T/O | Chance | Break |
| UA     | 16    | 12  | 2      | 6     |
| SC     |       |     |        |       |



## #23 - BRUCE ELLINGTON

SENIOR | GUARD | 5'9" | 196 | 3VL

MONCK'S CORNER, S.C./BERKELEY

### ELLINGTON'S CAREER HIGHS

**POINTS**

31, at Furman (Dec. 22, 2010)

**FIELD GOALS**

11, at Furman (Dec. 22, 2010)

**FIELD GOAL ATTEMPTS**

23, at Furman (Dec. 22, 2010)

**3-POINT FIELD GOALS**

6, twice, last vs. Vanderbilt (Jan. 8, 2011)

**3-POINT FIELD GOAL ATTEMPTS**

13, twice, last vs. Tennessee (Feb. 16, 2011)

**FREE THROWS**

7, twice, last vs. Kentucky (Feb. 5, 2013)

**FREE THROW ATTEMPTS**

11, vs. Arkansas (Jan. 19, 2011)

**REBOUNDS**

9, vs. Missouri (Jan. 22, 2013)

**ASSISTS**

8, vs. WKU (Nov. 27, 2010)

**BLOCKS**

2, vs. LSU (Feb. 14, 2013)

**STEALS**

4, at Michigan State (Nov. 16, 2010)

**MINUTES PLAYED**

46, vs. WKU (Nov. 27, 2010)

### ELLINGTON'S SEASON HIGHS

**POINTS**

8, vs. USC Upstate (Dec. 19, 2013)

**FIELD GOALS**

3, twice, last vs. USC Upstate (Dec. 19, 2013)

**FIELD GOAL ATTEMPTS**

13, vs. USC Upstate (Dec. 19, 2013)

**3-POINT FIELD GOALS**

2, vs. USC Upstate (Dec. 19, 2013)

**3-POINT FIELD GOAL ATTEMPTS**

8, vs. USC Upstate (Dec. 19, 2013)

**FREE THROWS**

2, at Oklahoma State (Dec. 6, 2013)

**FREE THROW ATTEMPTS**

2, at Oklahoma State (Dec. 6, 2013)

**REBOUNDS**

2, vs. USC Upstate (Dec. 19, 2013)

**ASSISTS**

2, twice, last vs. USC Upstate (Dec. 19, 2013)

**BLOCKS**

1, twice, last vs. USC Upstate (Dec. 19, 2013)

**STEALS**

2, vs. USC Upstate (Dec. 19, 2013)

**MINUTES PLAYED**

29, vs. USC Upstate (Dec. 19, 2013)

### 2013-14

| Opponent           | Date     | GS | Min | FG-FGA | Pct  | 3FG-FGA | Pct  | FT-FTA | Pct   | Off            | Def | Tot | Avg | PF | FO | A | TO | Blk | Stl | Pts | Avg |   |
|--------------------|----------|----|-----|--------|------|---------|------|--------|-------|----------------|-----|-----|-----|----|----|---|----|-----|-----|-----|-----|---|
| Longwood           | 11/9/13  | -  | -   | -      | -    | -       | -    | -      | -     | DNP - Football | -   | -   | -   | -  | -  | - | -  | -   | -   | -   | -   | - |
| at Baylor          | 11/12/13 | -  | -   | -      | -    | -       | -    | -      | -     | DNP - Football | -   | -   | -   | -  | -  | - | -  | -   | -   | -   | -   | - |
| at Clemson         | 11/17/13 | -  | -   | -      | -    | -       | -    | -      | -     | DNP - Football | -   | -   | -   | -  | -  | - | -  | -   | -   | -   | -   | - |
| Fla. International | 11/24/13 | -  | -   | -      | -    | -       | -    | -      | -     | DNP - Football | -   | -   | -   | -  | -  | - | -  | -   | -   | -   | -   | - |
| at Oklahoma St.    | 12/6/13  | 17 | 0-2 | .000   | 0-1  | .000    | 2-2  | 1.000  | 1     | 0              | 1   | 1.0 | 2   | 0  | 1  | 1 | 0  | 1   | 2   | 2.0 |     |   |
| Manhattan          | 12/17/13 | *  | 23  | 3-6    | .500 | 1-4     | .250 | 0-0    | 1.000 | 1              | 0   | 1   | 1.0 | 3  | 0  | 2 | 3  | 1   | 0   | 7   | 4.5 |   |
| USC Upstate        | 12/19/13 | *  | 29  | 3-13   | .230 | 2-8     | .250 | 0-0    | 1.000 | 0              | 2   | 2   | 1.3 | 3  | 0  | 2 | 0  | 1   | 2   | 8   | 5.7 |   |
| vs. Saint Mary's   | 12/22/13 | -  | -   | -      | -    | -       | -    | -      | -     | DNP - Football | -   | -   | -   | -  | -  | - | -  | -   | -   | -   | -   | - |
| vs. Boise State    | 12/23/13 | -  | -   | -      | -    | -       | -    | -      | -     | DNP - Football | -   | -   | -   | -  | -  | - | -  | -   | -   | -   | -   | - |
| vs. Akron          | 12/25/13 | -  | -   | -      | -    | -       | -    | -      | -     | DNP - Football | -   | -   | -   | -  | -  | - | -  | -   | -   | -   | -   | - |
| Akron              | 12/28/13 | -  | -   | -      | -    | -       | -    | -      | -     | DNP - Football | -   | -   | -   | -  | -  | - | -  | -   | -   | -   | -   | - |
| Marshall           | 12/30/13 | -  | -   | -      | -    | -       | -    | -      | -     | DNP - Football | -   | -   | -   | -  | -  | - | -  | -   | -   | -   | -   | - |
| SC State           | 1/3/14   | -  | -   | -      | -    | -       | -    | -      | -     | DNP            | -   | -   | -   | -  | -  | - | -  | -   | -   | -   | -   | - |
| at Florida         | 1/8/14   | -  | -   | -      | -    | -       | -    | -      | -     | DNP            | -   | -   | -   | -  | -  | - | -  | -   | -   | -   | -   | - |
| LSU                | 1/11/14  | -  | -   | -      | -    | -       | -    | -      | -     | DNP            | -   | -   | -   | -  | -  | - | -  | -   | -   | -   | -   | - |
| at Texas A&M       | 1/15/14  | -  | -   | -      | -    | -       | -    | -      | -     | DNP            | -   | -   | -   | -  | -  | - | -  | -   | -   | -   | -   | - |
| Ole Miss           | 1/18/14  | -  | -   | -      | -    | -       | -    | -      | -     | DNP            | -   | -   | -   | -  | -  | - | -  | -   | -   | -   | -   | - |
| at Georgia         | 1/22/14  | -  | -   | -      | -    | -       | -    | -      | -     | DNP            | -   | -   | -   | -  | -  | - | -  | -   | -   | -   | -   | - |
| at Missouri        | 1/25/14  | -  | -   | -      | -    | -       | -    | -      | -     | DNP            | -   | -   | -   | -  | -  | - | -  | -   | -   | -   | -   | - |
| Texas A&M          | 1/29/14  | -  | -   | -      | -    | -       | -    | -      | -     | DNP            | -   | -   | -   | -  | -  | - | -  | -   | -   | -   | -   | - |
| at Ole Miss        | 2/1/14   | -  | -   | -      | -    | -       | -    | -      | -     | DNP            | -   | -   | -   | -  | -  | - | -  | -   | -   | -   | -   | - |
| Auburn             | 2/5/14   | -  | -   | -      | -    | -       | -    | -      | -     | DNP            | -   | -   | -   | -  | -  | - | -  | -   | -   | -   | -   | - |
| at Tennessee       | 2/8/14   | -  | -   | -      | -    | -       | -    | -      | -     | DNP            | -   | -   | -   | -  | -  | - | -  | -   | -   | -   | -   | - |
| Vanderbilt         | 2/12/14  | -  | -   | -      | -    | -       | -    | -      | -     | DNP            | -   | -   | -   | -  | -  | - | -  | -   | -   | -   | -   | - |
| Alabama            | 2/15/14  | -  | -   | -      | -    | -       | -    | -      | -     | -              | -   | -   | -   | -  | -  | - | -  | -   | -   | -   | -   | - |
| at Arkansas        | 2/19/14  | -  | -   | -      | -    | -       | -    | -      | -     | -              | -   | -   | -   | -  | -  | - | -  | -   | -   | -   | -   | - |
| Georgia            | 2/22/14  | -  | -   | -      | -    | -       | -    | -      | -     | -              | -   | -   | -   | -  | -  | - | -  | -   | -   | -   | -   | - |
| at Auburn          | 2/26/14  | -  | -   | -      | -    | -       | -    | -      | -     | -              | -   | -   | -   | -  | -  | - | -  | -   | -   | -   | -   | - |
| Kentucky           | 3/1/14   | -  | -   | -      | -    | -       | -    | -      | -     | -              | -   | -   | -   | -  | -  | - | -  | -   | -   | -   | -   | - |
| Florida            | 3/4/14   | -  | -   | -      | -    | -       | -    | -      | -     | -              | -   | -   | -   | -  | -  | - | -  | -   | -   | -   | -   | - |
| at Miss. State     | 3/8/14   | -  | -   | -      | -    | -       | -    | -      | -     | -              | -   | -   | -   | -  | -  | - | -  | -   | -   | -   | -   | - |

### SEASON NOTES

Declared for the 2014 NFL Draft on Jan. 3, 2014, and will not complete his senior season with the men's basketball team. Ellington concludes his career on the hardwood for the Garnet and Black with 80 career games played and 66 starts. He scored 893 points for an 11.3 points per game average. The Moncks Corner, S.C., native averaged 3.0 assists, 2.7 rebounds and 1.0 steals in 30.4 minutes per game. Ellington posted 39 double-figure scoring games in his career, including eight 20-point games and one 30-point effort, a career high 31 points at Furman during his freshman season of 2010-11.

Joined the men's basketball squad for practice on Tuesday, Dec. 2 ... Posted two points in first contest of the season at No. 9/11 Oklahoma State (Dec. 6) ... Posted seven points, including the first five of the game, vs. Manhattan (Dec. 17) ... Scored eight points, with two assists and two steals vs. USC Upstate (Dec. 19) ... Will practice and compete with the Gamecock football team through the Capital One Bowl on Jan. 1, 2014 ... In the Capital One Bowl, had six receptions for 140 yards and two touchdowns ...

### CAREER STATISTICS

| Season        | GP-GS        | Min         | Avg         | FG         | FGA        | Pct         | 3FG        | 3FGA       | Pct         | FT         | FTA        | Pct         | Off       | Def        | Tot        | Avg        | PF         | FO       | Ast        | TO         | Blk      | Stl       | Pts        | Avg         |
|---------------|--------------|-------------|-------------|------------|------------|-------------|------------|------------|-------------|------------|------------|-------------|-----------|------------|------------|------------|------------|----------|------------|------------|----------|-----------|------------|-------------|
| 2010-11       | 30-30        | 928         | 30.9        | 138        | 423        | .326        | 61         | 198        | .308        | 47         | 74         | .635        | 25        | 75         | 100        | 3.3        | 75         | 0        | 97         | 87         | 0        | 31        | 384        | 12.8        |
| 2011-12       | 24-15        | 697         | 29.0        | 100        | 280        | .357        | 39         | 118        | .331        | 26         | 34         | .765        | 18        | 37         | 55         | 2.3        | 53         | 0        | 74         | 54         | 2        | 16        | 265        | 11.0        |
| 2012-13       | 23-19        | 741         | 32.2        | 78         | 233        | .335        | 23         | 82         | .280        | 48         | 74         | .649        | 16        | 43         | 59         | 2.6        | 64         | 2        | 62         | 66         | 5        | 29        | 227        | 9.9         |
| 2013-14       | 3-2          | 69          | 23.0        | 6          | 21         | .286        | 3          | 13         | .231        | 2          | 2          | 1.000       | 2         | 2          | 4          | 1.3        | 8          | 0        | 5          | 4          | 2        | 3         | 17         | 5.7         |
| <b>Totals</b> | <b>80-66</b> | <b>2435</b> | <b>30.4</b> | <b>322</b> | <b>957</b> | <b>.336</b> | <b>126</b> | <b>411</b> | <b>.307</b> | <b>123</b> | <b>184</b> | <b>.668</b> | <b>61</b> | <b>157</b> | <b>218</b> | <b>2.7</b> | <b>200</b> | <b>2</b> | <b>238</b> | <b>211</b> | <b>9</b> | <b>79</b> | <b>893</b> | <b>11.3</b> |

### CAREER SEC STATISTICS

| Season        | GP-GS        | Min         | Avg         | FG         | FGA        | Pct         | 3FG       | 3FGA       | Pct         | FT        | FTA        | Pct         | Off       | Def       | Tot        | Avg        | PF         | FO       | Ast        | TO         | Blk      | Stl       | Pts        | Avg         |
|---------------|--------------|-------------|-------------|------------|------------|-------------|-----------|------------|-------------|-----------|------------|-------------|-----------|-----------|------------|------------|------------|----------|------------|------------|----------|-----------|------------|-------------|
| 2011          | 16-16        | 500         | 31.3        | 69         | 237        | .291        | 31        | 122        | .254        | 23        | 35         | .657        | 18        | 32        | 50         | 3.1        | 41         | 0        | 42         | 43         | 0        | 14        | 192        | 12.0        |
| 2012          | 16-14        | 511         | 31.9        | 72         | 209        | .344        | 26        | 85         | .306        | 18        | 24         | .750        | 14        | 28        | 42         | 2.6        | 34         | 0        | 58         | 40         | 1        | 14        | 188        | 11.8        |
| 2013          | 18-18        | 606         | 33.7        | 61         | 191        | .319        | 19        | 68         | .279        | 34        | 54         | .630        | 13        | 33        | 46         | 2.6        | 50         | 2        | 57         | 52         | 4        | 26        | 175        | 9.7         |
| <b>Totals</b> | <b>50-48</b> | <b>1617</b> | <b>32.3</b> | <b>202</b> | <b>637</b> | <b>.317</b> | <b>76</b> | <b>275</b> | <b>.276</b> | <b>75</b> | <b>113</b> | <b>.664</b> | <b>45</b> | <b>93</b> | <b>138</b> | <b>2.8</b> | <b>125</b> | <b>2</b> | <b>157</b> | <b>135</b> | <b>5</b> | <b>54</b> | <b>555</b> | <b>11.1</b> |



# #1 - BRENTON WILLIAMS

**SENIOR | GUARD | 5'11" | 172 | 2VL**  
**KISSIMMEE, FLA./OSCEOLA HIGH SCHOOL/**  
**SANTA FE COLLEGE**

## WILLIAMS' CAREER HIGHS

- POINTS**  
38, vs. Miss. State (March 6, 2013)
- FIELD GOALS**  
10, last Auburn (Feb. 5, 2014)
- FIELD GOAL ATTEMPTS**  
17, twice, last vs. Akron (Dec. 28, 2013)
- 3-POINT FIELD GOALS**  
7, at Missouri (Jan. 25, 2014)
- 3-POINT FIELD GOAL ATTEMPTS**  
14, at Missouri (Jan. 25, 2014)
- FREE THROWS**  
12, vs. Miss. State (March 6, 2013)
- FREE THROW ATTEMPTS**  
12, vs. Miss. State (March 6, 2013)
- REBOUNDS**  
5, twice, last vs. Vandy (March 9, 2013)
- ASSISTS**  
4, twice, last vs. Miss. State (March 13, 2013)
- BLOCKS**  
1, 5 times, last vs. App State (Dec. 19, 2012)
- STEALS**  
5, vs. Western Carolina (Nov. 11, 2011)
- MINUTES PLAYED**  
38, last vs. Auburn (Feb. 5, 2014)

## WILLIAMS' SEASON HIGHS

- POINTS**  
32, at Missouri (Jan. 25, 2014)
- FIELD GOALS**  
10, vs. Auburn (Feb. 5, 2014)
- FIELD GOAL ATTEMPTS**  
17, vs. Akron (Dec. 28, 2013)
- 3-POINT FIELD GOALS**  
7, at Missouri (Jan. 25, 2014)
- 3-POINT FIELD GOAL ATTEMPTS**  
14, at Missouri (Jan. 25, 2014)
- FREE THROWS**  
9, twice, last at Missouri (Jan. 25, 2014)
- FREE THROW ATTEMPTS**  
9, twice, last at Missouri (Jan. 25, 2014)
- REBOUNDS**  
4, twice, last vs. Akron (Dec. 25, 2013)
- ASSISTS**  
3, 3x, last vs. SC State (Jan. 3, 2014)
- BLOCKS**  
-
- STEALS**  
3, 3x, last vs. Texas A&M (Jan. 29, 2014)
- MINUTES PLAYED**  
38, Auburn (Feb. 5, 2014)

## 2013-14

| Opponent           | Date     | GS   | Min   | FG-FA | Pct  | 3FG-3FA | Pct | FT-FTA | Pct | Off | Def | Tot | Avg | PF | FO | A | TO | Blk | Stl | Pts  | Avg  |
|--------------------|----------|------|-------|-------|------|---------|-----|--------|-----|-----|-----|-----|-----|----|----|---|----|-----|-----|------|------|
| Longwood           | 11/9/13  | 22   | 5-11  | .454  | 2-7  | .285    | 2-2 | 1.000  | 0   | 4   | 4   | 4.0 | 0   | 1  | 0  | 0 | 14 | 0   | 0   | 14   | 14.0 |
| at Baylor          | 11/12/13 | 29   | 3-7   | .428  | 2-5  | .400    | 4-4 | 1.000  | 0   | 2   | 2   | 3.0 | 2   | 0  | 1  | 0 | 0  | 1   | 12  | 13.0 | 13.0 |
| at Clemson         | 11/17/13 | 19   | 0-5   | .000  | 0-2  | .000    | 0-0 | .000   | 0   | 2   | 2   | 2.7 | 0   | 1  | 0  | 0 | 0  | 0   | 0   | 0    | 8.7  |
| Fla. International | 11/24/13 | 18   | 4-8   | .500  | 2-5  | .400    | 6-6 | 1.000  | 1   | 1   | 2   | 2.5 | 2   | 0  | 2  | 2 | 0  | 2   | 16  | 10.5 | 10.5 |
| at Oklahoma St.    | 12/6/13  | 2    | 0-0   | .000  | 0-0  | .000    | 0-0 | .000   | 0   | 0   | 0   | 2.0 | 0   | 0  | 0  | 0 | 0  | 0   | 0   | 0    | 8.4  |
| Manhattan          | 12/17/13 | 6    | 0-1   | .000  | 0-1  | .000    | 0-0 | .000   | 0   | 0   | 0   | 1.7 | 1   | 0  | 1  | 1 | 0  | 0   | 0   | 0    | 7.0  |
| USC Upstate        | 12/19/13 | 20   | 3-9   | .333  | 2-8  | .250    | 0-0 | .000   | 0   | 2   | 2   | 1.7 | 0   | 0  | 2  | 2 | 0  | 1   | 8   | 7.1  | 7.1  |
| vs. Saint Mary's   | 12/22/13 | 29   | 2-6   | .333  | 2-4  | .500    | 2-2 | 1.000  | 0   | 2   | 2   | 1.8 | 0   | 0  | 3  | 1 | 0  | 1   | 8   | 7.3  | 7.3  |
| vs. Boise State    | 12/23/13 | 29   | 4-12  | .333  | 2-7  | .285    | 4-4 | 1.000  | 1   | 2   | 3   | 1.9 | 3   | 0  | 2  | 0 | 1  | 14  | 8.0 | 8.0  |      |
| vs. Akron          | 12/25/13 | * 30 | 3-8   | .375  | 2-4  | .500    | 4-4 | 1.000  | 1   | 3   | 4   | 2.1 | 2   | 0  | 2  | 0 | 0  | 1   | 12  | 8.4  | 8.4  |
| Akron              | 12/28/13 | * 33 | 8-17  | .470  | 6-9  | .667    | 2-2 | 1.000  | 0   | 1   | 1   | 2.0 | 0   | 0  | 1  | 0 | 0  | 0   | 24  | 9.8  | 9.8  |
| Marshall           | 12/30/13 | * 20 | 7-11  | .636  | 3-5  | .600    | 1-1 | 1.000  | 0   | 1   | 1   | 1.9 | 0   | 0  | 3  | 2 | 0  | 1   | 18  | 10.5 | 10.5 |
| SC State           | 1/3/14   | * 30 | 6-7   | .857  | 2-3  | .667    | 5-5 | 1.000  | 0   | 0   | 0   | 1.8 | 1   | 0  | 3  | 0 | 0  | 0   | 19  | 11.2 | 11.2 |
| at Florida         | 1/8/14   | * 25 | 4-10  | .400  | 2-6  | .333    | 0-0 | .000   | 0   | 1   | 1   | 1.7 | 1   | 0  | 1  | 2 | 0  | 3   | 10  | 11.1 | 11.1 |
| LSU                | 1/11/14  | * 35 | 3-13  | .231  | 2-7  | .286    | 3-4 | .750   | 0   | 3   | 3   | 1.8 | 2   | 0  | 2  | 4 | 0  | 2   | 11  | 11.1 | 11.1 |
| at Texas A&M       | 1/15/14  | * 36 | 3-10  | .300  | 2-6  | .333    | 6-6 | 1.000  | 0   | 3   | 3   | 1.9 | 1   | 0  | 0  | 3 | 0  | 0   | 14  | 11.3 | 11.3 |
| Ole Miss           | 1/18/14  | * 33 | 0-10  | .000  | 0-6  | .000    | 9-9 | 1.000  | 0   | 2   | 2   | 1.9 | 2   | 0  | 1  | 2 | 0  | 1   | 9   | 11.1 | 11.1 |
| at Georgia         | 1/22/14  | * 35 | 6-11  | .545  | 4-7  | .571    | 2-2 | 1.000  | 0   | 0   | 0   | 1.8 | 0   | 0  | 1  | 2 | 0  | 1   | 18  | 11.5 | 11.5 |
| at Missouri        | 1/25/14  | * 36 | 8-16  | .500  | 7-14 | .500    | 9-9 | 1.000  | 0   | 1   | 1   | 1.7 | 3   | 0  | 1  | 0 | 0  | 3   | 32  | 12.6 | 12.6 |
| Texas A&M          | 1/29/14  | * 35 | 5-11  | .455  | 4-8  | .500    | 4-6 | .667   | 0   | 2   | 2   | 1.8 | 0   | 0  | 1  | 2 | 0  | 3   | 18  | 12.9 | 12.9 |
| at Ole Miss        | 2/1/14   | * 34 | 6-12  | .500  | 5-8  | .625    | 6-6 | 1.000  | 2   | 1   | 3   | 1.8 | 1   | 0  | 1  | 0 | 0  | 0   | 23  | 13.3 | 13.3 |
| Auburn             | 2/5/14   | * 38 | 10-14 | .714  | 6-10 | .600    | 3-3 | 1.000  | 0   | 0   | 0   | 1.7 | 1   | 0  | 1  | 0 | 0  | 0   | 29  | 14.0 | 14.0 |
| at Tennessee       | 2/8/14   | * 34 | 2-8   | .250  | 1-4  | .250    | 3-3 | 1.000  | 2   | 2   | 4   | 1.8 | 0   | 0  | 2  | 1 | 0  | 0   | 8   | 13.8 | 13.8 |
| Vanderbilt         | 2/12/14  | * 37 | 5-11  | .455  | 2-6  | .333    | 2-2 | 1.000  | 1   | 2   | 3   | 1.9 | 0   | 0  | 2  | 0 | 0  | 0   | 14  | 13.8 | 13.8 |
| Alabama            | 2/15/14  | * 30 | 4-8   | .500  | 2-4  | .500    | 0-0 | .000   | 2   | 0   | 2   | 1.9 | 2   | 0  | 0  | 0 | 0  | 0   | 10  | 13.6 | 13.6 |
| at Arkansas        | 2/19/14  |      |       |       |      |         |     |        |     |     |     |     |     |    |    |   |    |     |     |      |      |
| Georgia            | 2/22/14  |      |       |       |      |         |     |        |     |     |     |     |     |    |    |   |    |     |     |      |      |
| at Auburn          | 2/26/14  |      |       |       |      |         |     |        |     |     |     |     |     |    |    |   |    |     |     |      |      |
| Kentucky           | 3/1/14   |      |       |       |      |         |     |        |     |     |     |     |     |    |    |   |    |     |     |      |      |
| Florida            | 3/4/14   |      |       |       |      |         |     |        |     |     |     |     |     |    |    |   |    |     |     |      |      |
| at Miss. State     | 3/8/14   |      |       |       |      |         |     |        |     |     |     |     |     |    |    |   |    |     |     |      |      |

## SEASON NOTES

Scored 14 points off the bench in season opener vs. Longwood (Nov. 9) ... Just one rebound shy of matching career high vs. the Lancers ... Posted 12 points, including a perfect 4-of-4 effort from the free throw line at Baylor (Nov. 12) ... Hit 4-of-8 attempts, including two 3s, and all six attempts from the free throw line for 16 points, while adding two assists and two steals vs. FIU (Nov. 24) ... Was solid at Diamond Head Classic, scoring eight points vs. Saint Mary's (Dec. 22), followed by a team high 14 vs. Boise State (Dec. 23) and 12 vs. Akron (Dec. 25) ... Posted two 3s in each game at the Classic, and pulled down four rebounds vs. the Zips in third-place game ... Scored a season high, his third-career 20-point game with 24 points in win vs. Akron (Dec. 28) in second meeting between two schools ... Recorded six made 3s in the contest, and tied John Roche's school record for consecutive free throws at 41 ... Foul trouble midway through the first half vs. Marshall (Dec. 30), but finished the game with a team high 18 points, including setting SC record for consecutive free throws made with 42 ... Scored a team-high 19 points on 6-7 shooting from the field vs. SC State (Jan. 3) including 2-3 from 3, while extending SC consecutive free throw record to 47 after going 5-5 from the line ... Scored 11 points to go along with two assists and two steals vs. LSU (Jan. 11) ... Also saw his school record consecutive made free throws streak end at 50 after going 3-of-4 from the line ... Posted a season high 9-for-9 from the foul line vs. Ole Miss (Jan. 18) ... Posted 18 points, including a 4-for-7 effort from 3-point range at Georgia (Jan. 22) ... Poured in the second-most points in his career with 32 with a career-high 7-for-14 effort from beyond the arc at Missouri (Jan. 25) ... Also was a season-high 9-of-9 from the free throw line ... Scored 18 points with a 4-of-8 effort from 3 and swiped three steals vs. Texas A&M (Jan. 29) ... Shot 5-of-8 from 3-point range and went 6-for-6 from the line to finish with 23 points at Ole Miss (Feb. 1) ... Scored team high 29 points on 10-of-14 shooting, 6-of-10 from 3, in 38 minutes vs. Auburn (Feb. 5) ... Scored 14 points, grabbed three rebounds and dished two assists in win vs. Vanderbilt (Feb. 13) ...

## CAREER STATISTICS

| Season        | GP-GS        | Min         | Avg         | FG         | FGA        | Pct         | 3FG        | 3FGA       | Pct         | FT         | FTA        | Pct         | Off       | Def       | Tot        | Avg         | PF         | FO       | Ast       | TO        | Blk      | Stl       | Pts        | Avg         |
|---------------|--------------|-------------|-------------|------------|------------|-------------|------------|------------|-------------|------------|------------|-------------|-----------|-----------|------------|-------------|------------|----------|-----------|-----------|----------|-----------|------------|-------------|
| 2011-12       | 23-0         | 323         | 14.0        | 46         | 117        | .393        | 26         | 66         | .394        | 23         | 28         | .821        | 4         | 15        | 19         | 0.8         | 27         | 1        | 13        | 19        | 2        | 15        | 141        | 6.1         |
| 2012-13       | 31-7         | 652         | 21.0        | 105        | 238        | .441        | 50         | 126        | .397        | 80         | 95         | .842        | 9         | 47        | 56         | 1.8         | 44         | 1        | 42        | 37        | 4        | 22        | 340        | 11.0        |
| 2013-14       | 25-16        | 695         | 27.8        | 101        | 236        | .428        | 62         | 146        | .425        | 77         | 80         | .963        | 10        | 37        | 47         | 1.9         | 30         | 0        | 33        | 26        | 0        | 22        | 341        | 13.6        |
| <b>Totals</b> | <b>79-23</b> | <b>1670</b> | <b>21.1</b> | <b>252</b> | <b>591</b> | <b>.426</b> | <b>138</b> | <b>338</b> | <b>.408</b> | <b>180</b> | <b>203</b> | <b>.887</b> | <b>23</b> | <b>99</b> | <b>122</b> | <b>1.54</b> | <b>101</b> | <b>2</b> | <b>88</b> | <b>82</b> | <b>6</b> | <b>59</b> | <b>822</b> | <b>10.4</b> |

## CAREER SEC STATISTICS

| Season        | GP-GS        | Min        | Avg         | FG         | FGA        | Pct         | 3FG       | 3FGA       | Pct         | FT        | FTA        | Pct         | Off       | Def       | Tot       | Avg        | PF        | FO       | Ast       | TO        | Blk      | Stl       | Pts        | Avg         |
|---------------|--------------|------------|-------------|------------|------------|-------------|-----------|------------|-------------|-----------|------------|-------------|-----------|-----------|-----------|------------|-----------|----------|-----------|-----------|----------|-----------|------------|-------------|
| 2012          | 15-0         | 230        | 15.3        | 32         | 83         | .386        | 20        | 50         | .400        | 11        | 14         | .786        | 4         | 12        | 16        | 1.1        | 20        | 1        | 7         | 10        | 2        | 7         | 95         | 6.3         |
| 2013          | 17-1         | 305        | 17.9        | 50         | 127        | .394        | 25        | 66         | .379        | 39        | 44         | .886        | 5         | 24        | 29        | 1.7        | 22        | 1        | 20        | 15        | 0        | 10        | 164        | 9.6         |
| 2014          | 12-12        | 408        | 34.0        | 56         | 134        | .418        | 37        | 86         | .430        | 47        | 50         | .940        | 7         | 17        | 24        | 2.0        | 15        | 0        | 13        | 16        | 0        | 14        | 196        | 16.3        |
| <b>Totals</b> | <b>43-12</b> | <b>913</b> | <b>21.2</b> | <b>134</b> | <b>336</b> | <b>.399</b> | <b>80</b> | <b>198</b> | <b>.404</b> | <b>97</b> | <b>108</b> | <b>.898</b> | <b>14</b> | <b>53</b> | <b>67</b> | <b>1.6</b> | <b>58</b> | <b>2</b> | <b>40</b> | <b>53</b> | <b>2</b> | <b>30</b> | <b>445</b> | <b>10.3</b> |



## #4 - TYRONE JOHNSON

**JUNIOR | GUARD | 6'3" | 194 | 1VL**  
**PLAINFIELD, N.J./MONTROSE CHRISTIAN**  
**SCHOOL/VILLANOVA**

### JOHNSON'S CAREER HIGHS

**POINTS**  
18, 3x, last vs. Marshall (Dec. 30, 2013)

**FIELD GOALS**  
6, 3x, last vs. Marshall (Dec. 30, 2013)

**FIELD GOAL ATTEMPTS**  
13, twice, last vs. LSU (Jan. 11, 2014)

**3-POINT FIELD GOALS**  
2, 3x, last vs. SC State (Jan. 3, 2014)

**3-POINT FIELD GOAL ATTEMPTS**  
3, 3x, last vs. Boise State (Dec. 23, 2013)

**FREE THROWS**  
7, twice, last vs. USC Upstate (Dec. 19, 2013)

**FREE THROW ATTEMPTS**  
11, vs. Manhattan (Dec. 17, 2013)

**REBOUNDS**  
6, at Florida (Jan. 8, 2014)

**ASSISTS**  
8, at Baylor (Nov. 12, 2013)

**BLOCKS**  
1, 3x, vs. Longwood (Nov. 9, 2013)

**STEALS**  
4, vs. USF (Feb. 15, 2012)

**MINUTES PLAYED**  
41, vs. UCONN (Feb. 20, 2012)

### JOHNSON'S SEASON HIGHS

**POINTS**  
18, 3x, last vs. Marshall (Dec. 30, 2013)

**FIELD GOALS**  
6, 3x, last vs. Marshall (Dec. 30, 2013)

**FIELD GOAL ATTEMPTS**  
13, vs. LSU (Jan. 11, 2014)

**3-POINT FIELD GOALS**  
2, twice, last vs. SC State (Jan. 3, 2014)

**3-POINT FIELD GOAL ATTEMPTS**  
3, vs. Boise State (Dec. 23, 2013)

**FREE THROWS**  
7, twice, last vs. USC Upstate (Dec. 19, 2013)

**FREE THROW ATTEMPTS**  
11, vs. Manhattan (Dec. 17, 2013)

**REBOUNDS**  
6, at Florida (Jan. 8, 2014)

**ASSISTS**  
8, at Baylor (Nov. 12, 2013)

**BLOCKS**  
1, vs. Longwood (Nov. 9, 2013)

**STEALS**  
2, twice, last vs. Akron (Dec. 28, 2013)

**MINUTES PLAYED**  
37, vs. FIU (Nov. 24, 2013)

### 2013-14

| Opponent           | Date     | GS | Min | FG-FA | Pct  | 3FG-FA | Pct   | FT-FTA | Pct   | Off | Def | Tot | Avg | PF | FO | A | TO | Blk | Stl | Pts | Avg  |
|--------------------|----------|----|-----|-------|------|--------|-------|--------|-------|-----|-----|-----|-----|----|----|---|----|-----|-----|-----|------|
| Longwood           | 11/9/13  | *  | 24  | 6-9   | .667 | 0-1    | .000  | 6-7    | .857  | 0   | 2   | 2   | 2.0 | 2  | 0  | 2 | 4  | 1   | 1   | 18  | 18.0 |
| at Baylor          | 11/12/13 | *  | 33  | 1-7   | .142 | 0-0    | .000  | 6-9    | .667  | 0   | 4   | 4   | 3.0 | 2  | 0  | 8 | 2  | 0   | 2   | 8   | 13.0 |
| at Clemson         | 11/17/13 | *  | 32  | 2-11  | .181 | 0-2    | .000  | 1-2    | .500  | 1   | 2   | 3   | 3.0 | 2  | 0  | 2 | 2  | 0   | 1   | 5   | 10.3 |
| Fla. International | 11/24/13 | *  | 37  | 5-10  | .500 | 1-2    | .500  | 7-8    | .875  | 0   | 0   | 0   | 2.3 | 1  | 0  | 7 | 1  | 0   | 1   | 18  | 12.3 |
| at Oklahoma St.    | 12/6/13  | *  | 29  | 4-9   | .444 | 1-2    | .500  | 3-4    | .750  | 1   | 2   | 3   | 2.4 | 1  | 0  | 3 | 2  | 0   | 0   | 12  | 12.2 |
| Manhattan          | 12/17/13 | *  | 27  | 3-8   | .375 | 0-0    | .000  | 6-11   | .545  | 1   | 1   | 2   | 2.3 | 2  | 0  | 3 | 3  | 0   | 0   | 12  | 12.2 |
| USC Upstate        | 12/19/13 | *  | 27  | 2-6   | .333 | 0-1    | .000  | 7-8    | .875  | 1   | 2   | 4   | 2.6 | 1  | 0  | 3 | 2  | 0   | 1   | 11  | 12.0 |
| vs. Saint Mary's   | 12/22/13 | *  | 36  | 6-9   | .667 | 1-1    | 1.000 | 3-4    | .750  | 0   | 3   | 3   | 2.6 | 3  | 0  | 3 | 4  | 0   | 0   | 16  | 12.5 |
| vs. Boise State    | 12/23/13 | *  | 21  | 2-7   | .285 | 0-3    | .000  | 1-2    | .500  | 0   | 1   | 1   | 2.4 | 0  | 0  | 3 | 0  | 0   | 0   | 5   | 11.7 |
| vs. Akron          | 12/25/13 |    | 22  | 2-8   | .250 | 0-0    | .000  | 6-6    | 1.000 | 1   | 4   | 5   | 2.7 | 3  | 0  | 5 | 2  | 0   | 0   | 10  | 11.5 |
| Akron              | 12/28/13 |    | 20  | 1-4   | .250 | 0-0    | .000  | 0-0    | .000  | 0   | 2   | 2   | 2.6 | 0  | 0  | 5 | 0  | 0   | 2   | 2   | 10.6 |
| Marshall           | 12/30/13 |    | 30  | 6-10  | .600 | 2-2    | 1.000 | 4-6    | .667  | 0   | 3   | 3   | 2.7 | 1  | 0  | 3 | 1  | 0   | 0   | 18  | 11.3 |
| SC State           | 1/3/14   |    | 24  | 5-9   | .556 | 2-2    | 1.000 | 5-7    | .714  | 0   | 1   | 1   | 2.5 | 2  | 0  | 1 | 0  | 0   | 0   | 17  | 11.7 |
| at Florida         | 1/8/14   |    | 27  | 3-10  | .300 | 0-0    | .000  | 6-7    | .857  | 3   | 3   | 6   | 2.8 | 1  | 0  | 2 | 3  | 0   | 0   | 12  | 11.7 |
| LSU                | 1/11/14  |    | 28  | 4-13  | .308 | 1-1    | 1.000 | 6-8    | .750  | 1   | 4   | 5   | 2.9 | 3  | 0  | 3 | 3  | 0   | 1   | 15  | 11.9 |
| at Texas A&M       | 1/15/14  |    | 13  | 0-3   | .000 | 0-2    | .000  | 0-0    | .000  | 1   | 2   | 3   | 2.9 | 1  | 0  | 2 | 1  | 0   | 0   | 0   | 11.2 |
| Ole Miss           | 1/18/14  |    | -   | -     | -    | -      | -     | -      | -     | -   | -   | -   | -   | -  | -  | - | -  | -   | -   | -   | -    |
| at Georgia         | 1/22/14  |    | -   | -     | -    | -      | -     | -      | -     | -   | -   | -   | -   | -  | -  | - | -  | -   | -   | -   | -    |
| at Missouri        | 1/25/14  |    | -   | -     | -    | -      | -     | -      | -     | -   | -   | -   | -   | -  | -  | - | -  | -   | -   | -   | -    |
| Texas A&M          | 1/29/14  |    | -   | -     | -    | -      | -     | -      | -     | -   | -   | -   | -   | -  | -  | - | -  | -   | -   | -   | -    |
| at Ole Miss        | 2/1/14   |    | -   | -     | -    | -      | -     | -      | -     | -   | -   | -   | -   | -  | -  | - | -  | -   | -   | -   | -    |
| Auburn             | 2/5/14   |    | -   | -     | -    | -      | -     | -      | -     | -   | -   | -   | -   | -  | -  | - | -  | -   | -   | -   | -    |
| at Tennessee       | 2/8/14   |    | -   | -     | -    | -      | -     | -      | -     | -   | -   | -   | -   | -  | -  | - | -  | -   | -   | -   | -    |
| Vanderbilt         | 2/12/14  |    | -   | -     | -    | -      | -     | -      | -     | -   | -   | -   | -   | -  | -  | - | -  | -   | -   | -   | -    |
| Alabama            | 2/15/14  |    | -   | -     | -    | -      | -     | -      | -     | -   | -   | -   | -   | -  | -  | - | -  | -   | -   | -   | -    |
| at Arkansas        | 2/19/14  |    | -   | -     | -    | -      | -     | -      | -     | -   | -   | -   | -   | -  | -  | - | -  | -   | -   | -   | -    |
| Georgia            | 2/22/14  |    | -   | -     | -    | -      | -     | -      | -     | -   | -   | -   | -   | -  | -  | - | -  | -   | -   | -   | -    |
| at Auburn          | 2/26/14  |    | -   | -     | -    | -      | -     | -      | -     | -   | -   | -   | -   | -  | -  | - | -  | -   | -   | -   | -    |
| Kentucky           | 3/1/14   |    | -   | -     | -    | -      | -     | -      | -     | -   | -   | -   | -   | -  | -  | - | -  | -   | -   | -   | -    |
| Florida            | 3/4/14   |    | -   | -     | -    | -      | -     | -      | -     | -   | -   | -   | -   | -  | -  | - | -  | -   | -   | -   | -    |
| at Miss. State     | 3/8/14   |    | -   | -     | -    | -      | -     | -      | -     | -   | -   | -   | -   | -  | -  | - | -  | -   | -   | -   | -    |

### CAREER STATISTICS

| Season        | GP-GS          | Min        | Avg         | FG        | FGA        | Pct         | 3FG       | 3FGA      | Pct         | FT         | FTA        | Pct         | Off       | Def       | Tot       | Avg        | PF        | FO       | Ast        | TO        | Blk      | Stl       | Pts        | Avg        |
|---------------|----------------|------------|-------------|-----------|------------|-------------|-----------|-----------|-------------|------------|------------|-------------|-----------|-----------|-----------|------------|-----------|----------|------------|-----------|----------|-----------|------------|------------|
| 2011-12*      | 32-9           | 567        | 17.7        | 33        | 106        | .311        | 6         | 26        | .230        | 35         | 40         | .875        | 2         | 31        | 33        | 1.0        | 47        | 2        | 65         | 58        | 2        | 19        | 107        | 3.3        |
| 2012-13       | DNP - Transfer |            |             |           |            |             |           |           |             |            |            |             |           |           |           |            |           |          |            |           |          |           |            |            |
| 2013-14       | 16-9           | 430        | 26.9        | 52        | 142        | .366        | 8         | 19        | .421        | 67         | 89         | .753        | 10        | 37        | 47        | 2.9        | 25        | 0        | 55         | 30        | 1        | 10        | 179        | 11.2       |
| <b>Totals</b> | <b>48-18</b>   | <b>997</b> | <b>20.8</b> | <b>85</b> | <b>239</b> | <b>.356</b> | <b>14</b> | <b>45</b> | <b>.311</b> | <b>102</b> | <b>129</b> | <b>.791</b> | <b>12</b> | <b>68</b> | <b>80</b> | <b>1.7</b> | <b>72</b> | <b>2</b> | <b>120</b> | <b>88</b> | <b>3</b> | <b>29</b> | <b>286</b> | <b>6.0</b> |

\* indicates at Villanova

### CAREER SEC STATISTICS

| Season | GP-GS | Min | Avg  | FG | FGA | Pct  | 3FG | 3FGA | Pct  | FT | FTA | Pct  | Off | Def | Tot | Avg | PF | FO | Ast | TO | Blk | Stl | Pts | Avg |
|--------|-------|-----|------|----|-----|------|-----|------|------|----|-----|------|-----|-----|-----|-----|----|----|-----|----|-----|-----|-----|-----|
| 2014   | 3-0   | 68  | 22.7 | 7  | 26  | .333 | 1   | 3    | .333 | 12 | 15  | .800 | 5   | 9   | 14  | 4.7 | 5  | 0  | 7   | 7  | 0   | 1   | 27  | 9.0 |

### SEASON NOTES

Semester transfer from Villanova ... Received waiver from NCAA on Nov. 8 to play effective immediately ... Scored a game high 18 points on 6-of-9 shooting and a 6-of-7 effort from the free throw line in season opener vs. Longwood (Nov. 9), which was first regular season competition since the 2011-12 campaign at Villanova ... Struggled from the floor, hitting just 1-of-7 attempts, but dished a career high eight assists at Baylor (Nov. 12) ... Matched career high with 18 points, hitting 7-of-8 from the free throw line, and nearly matching career high with seven assists in win vs. FIU (Nov. 24) ... Posted 12 points and three assists at No. 9/11 Oklahoma State (Dec. 6) ... Posted 12 points, and dished three assists vs. Manhattan (Dec. 17) ... Scored 11 points and dished three assists, matching season high with four rebounds vs. USC Upstate (Dec. 19) ... Solid at Diamond Head Classic, scoring in double figures in two of three games, including a team high 16 points in win vs. Saint Mary's (Dec. 22) ... Also scored 10 points, hitting 6-of-6 from the free throw line, in win vs. Akron (Dec. 25) ... Matched season high with two steals vs. Akron (Dec. 28) ... Matched career high for the third time this season with 18 points off the bench in win vs. Marshall (Dec. 30) ... Was one point shy of his career high vs. SC State (Jan. 3), scoring 17 points, hitting 5-of-9 attempts while coming off the bench ... Hit 3-of-10 attempts from the field at Florida (Jan. 8), but went 6-of-7 from the line for a team-high 12 points, while grabbing a season-high 6 rebounds ... Posted 15 points, hitting 6-8 from the foul line, as he pulled down five rebounds and had three assists vs. LSU (Jan. 11) ... Pulled down three rebounds and dished two assists in 13 minutes at Texas A&M (Jan. 15) before leaving with a right foot injury ...

Diagnosed with right foot fracture on Jan. 16 that would require surgery and is out indefinitely ...





## #24 - MICHAEL CARRERA

SOPHOMORE | FORWARD | 6'5" | 214 | 1VL

ANZOÁTEGUI, VENEZUELA/MONTROSE CHRISTIAN

### CARRERA'S CAREER HIGHS

#### POINTS

23, vs. LSU (Jan. 16, 2013)

#### FIELD GOALS

7, vs. LSU (Jan. 16, 2013)

#### FIELD GOAL ATTEMPTS

13, twice, last vs. Texas A&M (March 2, 2013)

#### 3-POINT FIELD GOALS

2, 3x, last vs. Longwood (Nov. 9, 2013)

#### 3-POINT FIELD GOAL ATTEMPTS

5, vs. Longwood (Nov. 9, 2013)

#### FREE THROWS

9, vs. LSU (Jan. 16, 2013)

#### FREE THROW ATTEMPTS

10, vs. LSU (Jan. 16, 2013)

#### REBOUNDS

15, vs. Milwaukee (Nov. 1, 2012)

#### ASSISTS

5, vs. Auburn (Jan. 12, 2013)

#### BLOCKS

4, twice, last vs. Alabama (Feb. 15, 2014)

#### STEALS

4, at Texas A&M (Jan. 15, 2014)

#### MINUTES PLAYED

36, vs. LSU (Jan. 16, 2013)

### CARRERA'S SEASON HIGHS

#### POINTS

16, at Missouri (Jan. 25, 2014)

#### FIELD GOALS

5, 3x, last at Missouri (Jan. 25, 2014)

#### FIELD GOAL ATTEMPTS

10, at Missouri (Jan. 25, 2014)

#### 3-POINT FIELD GOALS

2, vs. Longwood (Nov. 9, 2013)

#### 3-POINT FIELD GOAL ATTEMPTS

5, vs. Longwood (Nov. 9, 2013)

#### FREE THROWS

6, at Baylor (Nov. 12, 2013)

#### FREE THROW ATTEMPTS

8, at Missouri (Jan. 25, 2014)

#### REBOUNDS

11, last at Ole Miss (Feb. 1, 2014)

#### ASSISTS

2, twice, last vs. Akron (Dec. 28, 2013)

#### BLOCKS

4, twice, last vs. Alabama (Feb. 15, 2014)

#### STEALS

4, at Texas A&M (Jan. 15, 2014)

#### MINUTES PLAYED

34, at Ole Miss (Feb. 1, 2014)

### 2013-14

| Opponent           | Date     | GS | Min | FG-FA | Pct  | 3FG-3FA | Pct  | FT-FTA | Pct   | Off | Def | Tot | Avg | PF | FO | A | TO | Blk | Stl | Pts  | Avg  |
|--------------------|----------|----|-----|-------|------|---------|------|--------|-------|-----|-----|-----|-----|----|----|---|----|-----|-----|------|------|
| Longwood           | 11/9/13  | 25 | 4-7 | .571  | 2-5  | .400    | 2-4  | .500   | 2     | 7   | 9   | 9.0 | 3   | 0  | 1  | 0 | 2  | 2   | 12  | 12.0 |      |
| at Baylor          | 11/12/13 | *  | 23  | 1-5   | .200 | 0-1     | .000 | 6-6    | 1.000 | 4   | 3   | 7   | 8.0 | 4  | 0  | 2 | 0  | 1   | 0   | 8    | 10.0 |
| at Clemson         | 11/17/13 | 21 | 4-9 | .444  | 0-2  | .000    | 1-3  | .333   | 1     | 1   | 2   | 6.0 | 1   | 0  | 1  | 0 | 2  | 9   | 9.7 |      |      |
| Fla. International | 11/24/13 | *  | 22  | 1-6   | .167 | 1-4     | .250 | 0-1    | .000  | 1   | 4   | 5   | 5.8 | 0  | 0  | 2 | 2  | 1   | 3   | 8.0  |      |
| at Oklahoma St.    | 12/6/13  | *  | 17  | 0-4   | .000 | 0-0     | .000 | 1-2    | .500  | 3   | 4   | 7   | 6.0 | 2  | 0  | 0 | 6  | 1   | 1   | 6.6  |      |
| Manhattan          | 12/17/13 | 14 | 3-8 | .375  | 0-0  | .000    | 4-4  | 1.000  | 3     | 1   | 4   | 5.7 | 4   | 0  | 1  | 0 | 0  | 1   | 10  | 7.2  |      |
| USC Upstate        | 12/19/13 | -  | -   | -     | -    | -       | -    | -      | -     | -   | -   | -   | -   | -  | -  | - | -  | -   | -   | -    | -    |
| vs. Saint Mary's   | 12/22/13 | 9  | 1-1 | 1.000 | 0-0  | .000    | 1-2  | .500   | 0     | 0   | 0   | 4.9 | 2   | 0  | 0  | 1 | 1  | 0   | 3   | 6.6  |      |
| vs. Boise State    | 12/23/13 | 7  | 2-3 | .667  | 0-0  | .000    | 4-5  | .800   | 1     | 0   | 1   | 4.4 | 1   | 0  | 0  | 0 | 0  | 0   | 8   | 6.8  |      |
| vs. Akron          | 12/25/13 | 19 | 5-8 | .625  | 0-1  | .000    | 0-0  | .000   | 2     | 3   | 5   | 4.4 | 2   | 0  | 0  | 1 | 0  | 0   | 10  | 7.1  |      |
| Akron              | 12/28/13 | 18 | 5-9 | .625  | 0-1  | .000    | 3-4  | .750   | 3     | 4   | 7   | 4.7 | 2   | 0  | 2  | 1 | 0  | 0   | 13  | 7.7  |      |
| Marshall           | 12/30/13 | 22 | 3-4 | .750  | 0-0  | .000    | 2-2  | 1.000  | 2     | 3   | 5   | 4.7 | 3   | 0  | 1  | 3 | 4  | 1   | 8   | 7.7  |      |
| SC State           | 1/3/14   | 16 | 0-2 | .000  | 0-0  | .000    | 1-2  | .500   | 0     | 0   | 0   | 4.3 | 3   | 0  | 0  | 1 | 2  | 0   | 1   | 7.2  |      |
| at Florida         | 1/8/14   | 16 | 1-3 | .333  | 0-0  | .000    | 1-2  | .500   | 2     | 2   | 4   | 5.7 | 0   | 0  | 1  | 1 | 0  | 0   | 3   | 6.8  |      |
| LSU                | 1/11/14  | 20 | 2-3 | .667  | 0-0  | .000    | 1-3  | .333   | 0     | 2   | 2   | 4.1 | 3   | 0  | 0  | 2 | 2  | 2   | 5   | 6.7  |      |
| at Texas A&M       | 1/15/14  | 11 | 3-4 | .750  | 1-1  | 1.000   | 0-0  | .000   | 1     | 2   | 3   | 4.1 | 3   | 0  | 0  | 1 | 0  | 4   | 7   | 6.7  |      |
| Ole Miss           | 1/18/14  | 22 | 2-8 | .250  | 0-1  | .000    | 4-6  | .667   | 4     | 2   | 6   | 4.2 | 4   | 0  | 1  | 2 | 0  | 3   | 8   | 6.8  |      |
| at Georgia         | 1/22/14  | *  | 19  | 0-3   | .000 | 0-0     | .000 | 0-0    | .000  | 1   | 5   | 6   | 4.3 | 4  | 0  | 0 | 1  | 0   | 0   | 6.8  |      |
| at Missouri        | 1/25/14  | *  | 33  | 5-10  | .500 | 1-2     | .500 | 5-8    | .625  | 4   | 7   | 11  | 4.7 | 3  | 0  | 0 | 1  | 0   | 16  | 8.7  |      |
| Texas A&M          | 1/29/14  | *  | 18  | 2-6   | .333 | 0-0     | .000 | 5-6    | .833  | 3   | 4   | 7   | 4.8 | 2  | 0  | 0 | 1  | 2   | 0   | 9    | 7.1  |
| at Ole Miss        | 2/1/14   | *  | 33  | 2-4   | .500 | 0-1     | .000 | 2-6    | .333  | 5   | 6   | 11  | 5.1 | 3  | 0  | 0 | 1  | 3   | 1   | 6    | 7.0  |
| Auburn             | 2/5/14   | *  | 23  | 1-5   | .200 | 0-0     | .000 | 3-6    | .500  | 6   | 2   | 8   | 5.2 | 1  | 0  | 1 | 1  | 0   | 0   | 5    | 6.9  |
| at Tennessee       | 2/8/14   | *  | 5   | 0-2   | .000 | 0-0     | .000 | 0-0    | .000  | 1   | 1   | 2   | 5.1 | 0  | 0  | 0 | 0  | 1   | 0   | 0    | 6.6  |
| Vanderbilt         | 2/12/14  | *  | 26  | 3-6   | .500 | 0-1     | .000 | 0-0    | .000  | 3   | 3   | 6   | 5.1 | 4  | 0  | 0 | 1  | 1   | 3   | 6    | 6.6  |
| Alabama            | 2/15/14  | *  | 24  | 2-4   | .500 | 0-0     | .000 | 4-4    | 1.000 | 2   | 5   | 7   | 5.2 | 3  | 0  | 0 | 1  | 4   | 0   | 8    | 6.6  |
| at Arkansas        | 2/19/14  |    |     |       |      |         |      |        |       |     |     |     |     |    |    |   |    |     |     |      |      |
| Georgia            | 2/22/14  |    |     |       |      |         |      |        |       |     |     |     |     |    |    |   |    |     |     |      |      |
| at Auburn          | 2/26/14  |    |     |       |      |         |      |        |       |     |     |     |     |    |    |   |    |     |     |      |      |
| Kentucky           | 3/1/14   |    |     |       |      |         |      |        |       |     |     |     |     |    |    |   |    |     |     |      |      |
| Florida            | 3/4/14   |    |     |       |      |         |      |        |       |     |     |     |     |    |    |   |    |     |     |      |      |
| at Miss. State     | 3/8/14   |    |     |       |      |         |      |        |       |     |     |     |     |    |    |   |    |     |     |      |      |

### SEASON NOTES

Scored 12 points and collected five rebounds in exhibition vs. USC Aiken (Nov. 3) ... Scored 12 points and just one rebound shy of a double-double with nine boards in season opener vs. Longwood (Nov. 9) ... Matched career high with two made 3s vs. the Lancers, also a team high two blocks and two steals ... Scored nine points off the bench at Clemson (Nov. 17), collected just two rebounds ... Blocked a team high two shots vs. FIU (Nov. 24) ... Struggled at No. 9/11 Oklahoma State (Dec. 6), posting four turnovers, with one point and a team high seven rebounds ... Scored 10 points vs. Manhattan (Dec. 17) ... Was suspended for the USC Upstate contest due to his involvement in a post-game altercation following the Dec. 17 Manhattan contest ... Returned from suspension vs. Saint Mary's (Dec. 22) ... Scored eight points in seven minutes vs. Boise State (Dec. 23) ... Posted 10 points and five rebounds in win vs. Akron at the Diamond Head Classic (Dec. 25) ... Posted a season high 13 points in win vs. Akron (Dec. 28) ... Led team with seven rebounds in home contest vs. the Zips ... Scored eight points and collected five rebounds, with a career high four blocks vs. Marshall (Dec. 30) ... Posted a team high two blocked shots vs. SC State (Jan. 3) ... Pulled down four rebounds to go with three points at No. 10/11 Florida (Jan. 8) ... Recorded two blocks and two steals vs. LSU (Jan. 11) to go with five points ... Recorded a career high in steals with four while scoring seven points on 3-of-4 from the field and grabbing three rebounds ... Scored eight points, grabbed six rebounds and swiped three steals vs. Ole Miss (Jan. 18) ... Recorded a team high six rebounds at Georgia (Jan. 22) ... Posted sixth career double-double with season highs in points (16) and rebounds (11) in 33 minutes at Missouri (Jan. 25) ... Posted nine points and seven rebounds, and added two blocks vs. Texas A&M (Jan. 29) ... Tied season high with 11 rebounds to go with three blocked shots at Ole Miss (Feb. 1) ... Pulled down eight rebounds to go with five points vs. Auburn (Feb. 5) ... Recorded six points, six rebounds and three assists in win vs. Vanderbilt (Feb. 13) ... Grabbed a team-high seven rebounds to go with eight points against Alabama (Feb. 15) ...

### CAREER STATISTICS

| Season        | GP-GS        | Min         | Avg         | FG         | FGA        | Pct         | 3FG       | 3FGA      | Pct         | FT         | FTA        | Pct         | Off        | Def        | Tot        | Avg        | PF         | FO       | Ast       | TO        | Blk       | Stl       | Pts        | Avg        |
|---------------|--------------|-------------|-------------|------------|------------|-------------|-----------|-----------|-------------|------------|------------|-------------|------------|------------|------------|------------|------------|----------|-----------|-----------|-----------|-----------|------------|------------|
| 2012-13       | 27-22        | 572         | 21.2        | 89         | 201        | .443        | 7         | 20        | .350        | 83         | 112        | .741        | 80         | 115        | 195        | 7.2        | 85         | 5        | 17        | 51        | 17        | 9         | 268        | 9.9        |
| 2013-14       | 24-11        | 463         | 19.3        | 52         | 125        | .416        | 5         | 20        | .250        | 50         | 76         | .658        | 54         | 71         | 125        | 5.2        | 57         | 0        | 10        | 28        | 27        | 21        | 159        | 6.6        |
| <b>Totals</b> | <b>51-33</b> | <b>1035</b> | <b>20.3</b> | <b>141</b> | <b>326</b> | <b>.433</b> | <b>12</b> | <b>40</b> | <b>.300</b> | <b>133</b> | <b>188</b> | <b>.707</b> | <b>134</b> | <b>186</b> | <b>320</b> | <b>6.3</b> | <b>142</b> | <b>5</b> | <b>27</b> | <b>79</b> | <b>44</b> | <b>30</b> | <b>427</b> | <b>8.4</b> |

### CAREER SEC STATISTICS

| Season        | GP-GS        | Min        | Avg         | FG        | FGA        | Pct         | 3FG      | 3FGA      | Pct         | FT        | FTA        | Pct         | Off       | Def        | Tot        | Avg        | PF        | FO       | Ast       | TO        | Blk       | Stl       | Pts        | Avg        |
|---------------|--------------|------------|-------------|-----------|------------|-------------|----------|-----------|-------------|-----------|------------|-------------|-----------|------------|------------|------------|-----------|----------|-----------|-----------|-----------|-----------|------------|------------|
| 2013          | 18-15        | 394        | 21.9        | 59        | 139        | .424        | 5        | 15        | .333        | 53        | 74         | .716        | 54        | 77         | 131        | 7.3        | 57        | 4        | 11        | 32        | 8         | 8         | 176        | 9.8        |
| 2014          | 12-8         | 250        | 20.8        | 23        | 59         | .390        | 2        | 6         | .333        | 25        | 41         | .610        | 32        | 41         | 73         | 6.1        | 30        | 0        | 3         | 12        | 14        | 13        | 73         | 5.9        |
| <b>Totals</b> | <b>29-22</b> | <b>620</b> | <b>21.2</b> | <b>80</b> | <b>193</b> | <b>.415</b> | <b>7</b> | <b>21</b> | <b>.333</b> | <b>74</b> | <b>111</b> | <b>.667</b> | <b>84</b> | <b>113</b> | <b>197</b> | <b>6.8</b> | <b>84</b> | <b>4</b> | <b>14</b> | <b>43</b> | <b>18</b> | <b>21</b> | <b>241</b> | <b>8.3</b> |



## #14 - LAIMONAS CHATKEVICIUS

SO. | FORWARD | 6'11" | 250 | 1VL  
 KLAIPEDA, LITHUANIA/SOUTH KENT SCHOOL  
 (CONN.)

### CHATKEVICIUS' CAREER HIGHS

**POINTS**  
 12, twice, last vs. Ole Miss (Jan. 18, 2014)

**FIELD GOALS**  
 6, vs. Ole Miss (Jan. 18, 2014)

**FIELD GOAL ATTEMPTS**  
 9, vs. Miss. State (March 13, 2013)

**3-POINT FIELD GOALS**  
 1, 3x, last vs. Vandy (March 9, 2013)

**3-POINT FIELD GOAL ATTEMPTS**  
 2, twice, last vs. Miss. State (March 13, 2013)

**FREE THROWS**  
 4, vs. Missouri (Jan. 22, 2013)

**FREE THROW ATTEMPTS**  
 7, vs. Alabama (Feb. 16, 2013)

**REBOUNDS**  
 10, vs. Georgia (Feb. 23, 2013)

**ASSISTS**  
 4, vs. Jacksonville (Dec. 7, 2012)

**BLOCKS**  
 3, vs. Georgia (Feb. 23, 2013)

**STEALS**  
 3, at Tennessee (Feb. 8, 2014)

**MINUTES PLAYED**  
 34, vs. Georgia (Feb. 23, 2013)

### CHATKEVICIUS' SEASON HIGHS

**POINTS**  
 12, 3x, vs. Texas A&M (Jan. 29, 2014)

**FIELD GOALS**  
 6, vs. Ole Miss (Jan. 18, 2014)

**FIELD GOAL ATTEMPTS**  
 7, vs. Ole Miss (Jan. 18, 2014)

**3-POINT FIELD GOALS**  
 -

**3-POINT FIELD GOAL ATTEMPTS**  
 1, at Texas A&M, (Jan. 15, 2014)

**FREE THROWS**  
 3, vs. Alabama (Feb. 15, 2014)

**FREE THROW ATTEMPTS**  
 6, vs. Alabama (Feb. 15, 2014)

**REBOUNDS**  
 7, vs. Saint Mary's (Dec. 22, 2013)

**ASSISTS**  
 2, 3x, last vs. Alabama (Feb. 15, 2014)

**BLOCKS**  
 2, 4x, last at Tennessee (Feb. 8, 2014)

**STEALS**  
 3, at Tennessee (Feb. 8, 2014)

**MINUTES PLAYED**  
 21, twice, last vs. Ole Miss (Jan. 18, 2014)

### 2013-14

| Opponent           | Date     | GS | Min | FG-FA | Pct | 3FG-3FGA | Pct | FT-FTA | Pct | Off | Def | Tot | Avg | PF | FO | A | TO | Blk | Stl | Pts | Avg |
|--------------------|----------|----|-----|-------|-----|----------|-----|--------|-----|-----|-----|-----|-----|----|----|---|----|-----|-----|-----|-----|
| Longwood           | 11/9/13  | 8  | 1-1 | 1,000 | 0-0 | .000     | 0-0 | .000   | 1   | 3   | 4   | 4.0 | 0   | 0  | 0  | 1 | 0  | 2   | 2.0 |     |     |
| at Baylor          | 11/12/13 | 14 | 1-3 | .333  | 0-0 | .000     | 0-0 | .000   | 0   | 2   | 2   | 3.0 | 2   | 0  | 0  | 1 | 1  | 1   | 2   | 2.0 |     |
| at Clemson         | 11/17/13 | 10 | 2-3 | .667  | 0-0 | .000     | 0-0 | .000   | 2   | 0   | 2   | 2.7 | 3   | 0  | 0  | 1 | 1  | 0   | 4   | 2.7 |     |
| Fla. International | 11/24/13 | -  | -   | -     | -   | -        | -   | -      | -   | -   | -   | -   | -   | -  | -  | - | -  | -   | -   | -   | -   |
| at Oklahoma St.    | 12/6/13  | 6  | 0-0 | .000  | 0-0 | .000     | 0-0 | .000   | 0   | 1   | 1   | 2.3 | 0   | 0  | 1  | 0 | 0  | 0   | 0   | 0   | 2.0 |
| Manhattan          | 12/17/13 | 16 | 3-6 | .500  | 0-0 | .000     | 1-2 | .500   | 1   | 3   | 4   | 2.6 | 2   | 0  | 0  | 0 | 0  | 0   | 7   | 3.0 |     |
| USC Upstate        | 12/19/13 | 12 | 3-6 | .500  | 0-0 | .000     | 0-0 | .000   | 2   | 4   | 6   | 3.2 | 4   | 0  | 0  | 0 | 0  | 1   | 6   | 3.5 |     |
| vs. Saint Mary's   | 12/22/13 | 21 | 5-6 | .833  | 0-0 | .000     | 2-4 | .500   | 2   | 5   | 7   | 3.7 | 4   | 0  | 0  | 2 | 1  | 1   | 12  | 4.7 |     |
| vs. Boise State    | 12/23/13 | 13 | 1-2 | .500  | 0-0 | .000     | 0-0 | .000   | 1   | 5   | 6   | 4.0 | 2   | 0  | 1  | 2 | 2  | 0   | 2   | 4.4 |     |
| vs. Akron          | 12/25/13 | 10 | 1-3 | .333  | 0-0 | .000     | 0-0 | .000   | 2   | 2   | 4   | 4.0 | 1   | 0  | 1  | 0 | 0  | 0   | 2   | 4.1 |     |
| Akron              | 12/28/13 | 3  | 0-0 | .000  | 0-0 | .000     | 0-0 | .000   | 1   | 0   | 1   | 3.7 | 1   | 0  | 0  | 0 | 0  | 0   | 0   | 3.7 |     |
| Marshall           | 12/30/13 | 8  | 1-3 | .333  | 0-0 | .000     | 0-0 | .000   | 1   | 1   | 2   | 3.5 | 1   | 0  | 0  | 0 | 0  | 0   | 2   | 3.5 |     |
| SC State           | 1/3/14   | 4  | 3-3 | 1.000 | 0-0 | .000     | 0-0 | .000   | 1   | 1   | 2   | 3.4 | 1   | 0  | 0  | 0 | 0  | 0   | 6   | 3.8 |     |
| at Florida         | 1/8/14   | 2  | 0-0 | .000  | 0-0 | .000     | 0-0 | .000   | 0   | 0   | 0   | 3.2 | 0   | 0  | 0  | 1 | 0  | 0   | 0   | 3.5 |     |
| LSU                | 1/11/14  | 10 | 1-1 | 1.000 | 0-0 | .000     | 0-0 | .000   | 0   | 3   | 3   | 3.1 | 1   | 0  | 1  | 0 | 1  | 0   | 1   | 2   | 3.4 |
| at Texas A&M       | 1/15/14  | 10 | 4-6 | .667  | 0-1 | .000     | 0-0 | .000   | 2   | 2   | 4   | 3.2 | 4   | 0  | 0  | 2 | 1  | 0   | 8   | 3.7 |     |
| Ole Miss           | 1/18/14  | 21 | 6-7 | .857  | 0-0 | .000     | 0-0 | .000   | 2   | 1   | 3   | 3.2 | 4   | 0  | 0  | 4 | 2  | 1   | 12  | 4.2 |     |
| at Georgia         | 1/22/14  | 15 | 1-3 | .000  | 0-0 | .000     | 0-2 | .000   | 0   | 6   | 6   | 3.4 | 5   | 1  | 0  | 0 | 2  | 2   | 2   | 4.1 |     |
| at Missouri        | 1/25/14  | 16 | 2-3 | .667  | 0-0 | .000     | 0-0 | .000   | 2   | 4   | 6   | 3.5 | 3   | 0  | 2  | 0 | 0  | 0   | 4   | 4.2 |     |
| Texas A&M          | 1/29/14  | 20 | 5-6 | .833  | 0-0 | .000     | 2-2 | 1.000  | 1   | 2   | 3   | 3.5 | 3   | 0  | 0  | 3 | 0  | 0   | 12  | 4.5 |     |
| at Ole Miss        | 2/1/14   | 18 | 2-4 | .500  | 0-0 | .000     | 0-0 | .000   | 0   | 6   | 6   | 3.6 | 1   | 0  | 0  | 2 | 0  | 0   | 4   | 4.5 |     |
| Auburn             | 2/5/14   | 4  | 0-0 | .000  | 0-0 | .000     | 0-0 | .000   | 0   | 0   | 0   | 3.4 | 3   | 0  | 0  | 0 | 0  | 0   | 0   | 4.2 |     |
| at Tennessee       | 2/8/14   | 19 | 3-4 | .750  | 0-0 | .000     | 0-0 | .000   | 0   | 3   | 3   | 3.4 | 2   | 0  | 2  | 3 | 2  | 3   | 6   | 4.3 |     |
| Vanderbilt         | 2/12/14  | 10 | 2-6 | .333  | 0-0 | .000     | 3-5 | .600   | 3   | 2   | 5   | 3.5 | 4   | 0  | 0  | 1 | 0  | 1   | 7   | 4.4 |     |
| Alabama            | 2/15/14  | 21 | 2-4 | .500  | 0-0 | .000     | 3-6 | .500   | 1   | 3   | 4   | 3.5 | 4   | 0  | 2  | 0 | 1  | 0   | 7   | 4.5 |     |
| at Arkansas        | 2/19/14  |    |     |       |     |          |     |        |     |     |     |     |     |    |    |   |    |     |     |     |     |
| Georgia            | 2/22/14  |    |     |       |     |          |     |        |     |     |     |     |     |    |    |   |    |     |     |     |     |
| at Auburn          | 2/26/14  |    |     |       |     |          |     |        |     |     |     |     |     |    |    |   |    |     |     |     |     |
| Kentucky           | 3/1/14   |    |     |       |     |          |     |        |     |     |     |     |     |    |    |   |    |     |     |     |     |
| Florida            | 3/4/14   |    |     |       |     |          |     |        |     |     |     |     |     |    |    |   |    |     |     |     |     |
| at Miss. State     | 3/8/14   |    |     |       |     |          |     |        |     |     |     |     |     |    |    |   |    |     |     |     |     |

### SEASON NOTES

Posted a double-double with 10 points and 11 rebounds in exhibition contest vs. USC Aiken (Nov. 3) ... Scored his only attempt and blocked one shot in season opener vs. Longwood (Nov. 9) ... Scored two points and pulled down two rebounds, with one block and a steal at Baylor (Nov. 12) ... Scored four points, hitting 2-of-3 attempts at Clemson (Nov. 17) ... Scored a season high seven points, collecting four rebounds, vs. Manhattan (Dec. 17) ... Scored six points and pulled down six rebounds in just 12 minutes vs. USC Upstate (Dec. 19) ... Played very well at Diamond Head Classic, posting a career high 12 points and season high seven rebounds in win vs. Saint Mary's (Dec. 22) to open tournament play ... Scored two points and collected a team high six rebounds vs. Boise State (Dec. 23) and contributed two points and four rebounds vs. Akron (Dec. 25) ... Collected six points in four minutes going 3-of-3 from the field vs. SC State (Jan. 3) ... Pulled down three rebounds and recorded a steal vs. LSU (Jan. 11) ... Went 4-of-6 from the field for eight points to go with four rebounds at Texas A&M (Jan. 15) ... Made a career high six field goals (6-for-7) vs. Ole Miss (Jan. 18) as he tied his career high in points with 12 ... Recorded a career high two steals at Georgia (Jan. 22) and grabbed a team high six rebounds ... Grabbed six rebounds a recorded a season-best two assists at Missouri (Jan. 25) ... Tied his career high with 12 points on 5-of-6 shooting against Texas A&M (Jan. 29) ... Went 3-of-4 from the field for six points to go with three rebounds, two blocks and three steals at Tennessee (Feb. 8) ... Posted seven points and five rebounds in win vs. Vanderbilt (Feb. 13) ... Recorded seven points and four rebounds vs. Alabama (Feb. 15) ...

### CAREER STATISTICS

| Season        | GP-GS        | Min        | Avg         | FG        | FGA        | Pct         | 3FG      | 3FGA      | Pct         | FT        | FTA       | Pct         | Off       | Def        | Tot        | Avg         | PF        | FO       | Ast       | TO        | Blk       | Stl       | Pts        | Avg        |
|---------------|--------------|------------|-------------|-----------|------------|-------------|----------|-----------|-------------|-----------|-----------|-------------|-----------|------------|------------|-------------|-----------|----------|-----------|-----------|-----------|-----------|------------|------------|
| 2012-13       | 23-10        | 304        | 13.2        | 38        | 85         | .447        | 3        | 10        | .300        | 22        | 36        | .611        | 28        | 46         | 74         | 3.2         | 42        | 1        | 12        | 32        | 13        | 3         | 101        | 4.4        |
| 2013-14       | 24-1         | 291        | 12.1        | 49        | 80         | .613        | 0        | 1         | .000        | 11        | 21        | .524        | 25        | 59         | 84         | 3.5         | 55        | 1        | 9         | 23        | 14        | 11        | 109        | 4.5        |
| <b>Totals</b> | <b>47-11</b> | <b>595</b> | <b>12.7</b> | <b>87</b> | <b>165</b> | <b>.527</b> | <b>3</b> | <b>11</b> | <b>.273</b> | <b>33</b> | <b>57</b> | <b>.579</b> | <b>53</b> | <b>105</b> | <b>158</b> | <b>3.36</b> | <b>97</b> | <b>2</b> | <b>21</b> | <b>55</b> | <b>27</b> | <b>14</b> | <b>210</b> | <b>4.5</b> |

### CAREER SEC STATISTICS

| Season        | GP-GS        | Min        | Avg         | FG        | FGA        | Pct         | 3FG      | 3FGA     | Pct         | FT        | FTA       | Pct         | Off       | Def       | Tot       | Avg        | PF        | FO       | Ast      | TO        | Blk       | Stl       | Pts        | Avg        |
|---------------|--------------|------------|-------------|-----------|------------|-------------|----------|----------|-------------|-----------|-----------|-------------|-----------|-----------|-----------|------------|-----------|----------|----------|-----------|-----------|-----------|------------|------------|
| 2013          | 15-10        | 213        | 14.2        | 23        | 59         | .390        | 2        | 7        | .286        | 19        | 28        | .679        | 17        | 35        | 52        | 3.5        | 30        | 1        | 5        | 22        | 11        | 2         | 67         | 4.5        |
| 2014          | 12-1         | 166        | 13.8        | 28        | 44         | .636        | 0        | 1        | .000        | 8         | 15        | .533        | 11        | 32        | 43        | 3.6        | 34        | 1        | 6        | 17        | 8         | 8         | 64         | 5.3        |
| <b>Totals</b> | <b>26-12</b> | <b>358</b> | <b>13.9</b> | <b>49</b> | <b>101</b> | <b>.485</b> | <b>2</b> | <b>8</b> | <b>.250</b> | <b>24</b> | <b>37</b> | <b>.649</b> | <b>27</b> | <b>64</b> | <b>91</b> | <b>3.5</b> | <b>60</b> | <b>2</b> | <b>9</b> | <b>39</b> | <b>18</b> | <b>10</b> | <b>124</b> | <b>4.8</b> |



## #12 - AUSTIN CONSTABLE

SOPHOMORE | GUARD | 5'11" | 180 | 1VL

WEST CHESTER, PA. / HENDERSON

### CONSTABLE'S CAREER HIGHS

|                                    |   |
|------------------------------------|---|
| <b>POINTS</b>                      | -   |
| <b>FIELD GOALS</b>                 | -   |
| <b>FIELD GOAL ATTEMPTS</b>         | 2, twice, last vs. Marshall (Dec. 30, 2013) |
| <b>3-POINT FIELD GOALS</b>         | -   |
| <b>3-POINT FIELD GOAL ATTEMPTS</b> | 1, twice, last vs. Marshall (Dec. 30, 2013) |
| <b>FREE THROWS</b>                 | -   |
| <b>FREE THROW ATTEMPTS</b>         | -   |
| <b>REBOUNDS</b>                    | -   |
| <b>ASSISTS</b>                     | -   |
| <b>BLOCKS</b>                      | -   |
| <b>STEALS</b>                      | -   |
| <b>MINUTES PLAYED</b>              | 2, 4x, last vs. Texas A&M (Jan. 29, 2014)   |

### CONSTABLE'S SEASON HIGHS

|                                    |   |
|------------------------------------|---|
| <b>POINTS</b>                      | -   |
| <b>FIELD GOALS</b>                 | -   |
| <b>FIELD GOAL ATTEMPTS</b>         | 2, vs. Marshall (Dec. 30, 2013)           |
| <b>3-POINT FIELD GOALS</b>         | -   |
| <b>3-POINT FIELD GOAL ATTEMPTS</b> | 1, vs. Marshall (Dec. 30, 2013)           |
| <b>FREE THROWS</b>                 | -   |
| <b>FREE THROW ATTEMPTS</b>         | -   |
| <b>REBOUNDS</b>                    | -   |
| <b>ASSISTS</b>                     | -   |
| <b>BLOCKS</b>                      | -   |
| <b>STEALS</b>                      | 1, vs. Marshall (Dec. 30, 2013)           |
| <b>MINUTES PLAYED</b>              | 2, 3x, last vs. Texas A&M (Jan. 29, 2014) |

### 2013-14

| Opponent           | Date     | GS | Min | FG-FGA | Pct | 3FG-FGA | Pct | FT-FTA | Pct | Off | Def | Tot | Avg | PF | FO | A | TO | Blk | Stl | Pts | Avg |     |
|--------------------|----------|----|-----|--------|-----|---------|-----|--------|-----|-----|-----|-----|-----|----|----|---|----|-----|-----|-----|-----|-----|
| Longwood           | 11/9/13  | -  | -   | -      | -   | -       | -   | -      | -   | -   | -   | -   | -   | -  | -  | - | -  | -   | -   | -   | -   | -   |
| at Baylor          | 11/12/13 | -  | -   | -      | -   | -       | -   | -      | -   | -   | -   | -   | -   | -  | -  | - | -  | -   | -   | -   | -   | -   |
| at Clemson         | 11/17/13 | -  | -   | -      | -   | -       | -   | -      | -   | -   | -   | -   | -   | -  | -  | - | -  | -   | -   | -   | -   | -   |
| Fla. International | 11/24/13 | -  | -   | -      | -   | -       | -   | -      | -   | -   | -   | -   | -   | -  | -  | - | -  | -   | -   | -   | -   | -   |
| at Oklahoma St.    | 12/6/13  | -  | -   | -      | -   | -       | -   | -      | -   | -   | -   | -   | -   | -  | -  | - | -  | -   | -   | -   | -   | -   |
| Manhattan          | 12/17/13 | -  | -   | -      | -   | -       | -   | -      | -   | -   | -   | -   | -   | -  | -  | - | -  | -   | -   | -   | -   | -   |
| USC Upstate        | 12/19/13 | -  | -   | -      | -   | -       | -   | -      | -   | -   | -   | -   | -   | -  | -  | - | -  | -   | -   | -   | -   | -   |
| vs. Saint Mary's   | 12/22/13 | -  | -   | -      | -   | -       | -   | -      | -   | -   | -   | -   | -   | -  | -  | - | -  | -   | -   | -   | -   | -   |
| vs. Boise State    | 12/23/13 | -  | -   | -      | -   | -       | -   | -      | -   | -   | -   | -   | -   | -  | -  | - | -  | -   | -   | -   | -   | -   |
| vs. Akron          | 12/25/13 | -  | -   | -      | -   | -       | -   | -      | -   | -   | -   | -   | -   | -  | -  | - | -  | -   | -   | -   | -   | -   |
| Akron              | 12/28/13 | 2  | 0-0 | .000   | 0-0 | .000    | 0-0 | .000   | 0   | 0   | 0   | 0   | 0.0 | 0  | 0  | 0 | 0  | 0   | 0   | 0   | 0   | 0.0 |
| Marshall           | 12/30/13 | 2  | 0-2 | .000   | 0-1 | .000    | 0-0 | .000   | 0   | 0   | 0   | 0   | 0.0 | 0  | 0  | 0 | 0  | 0   | 1   | 0   | 0.0 |     |
| SC State           | 1/3/14   | -  | -   | -      | -   | -       | -   | -      | -   | -   | -   | -   | -   | -  | -  | - | -  | -   | -   | -   | -   | -   |
| at Florida         | 1/8/14   | -  | -   | -      | -   | -       | -   | -      | -   | -   | -   | -   | -   | -  | -  | - | -  | -   | -   | -   | -   | -   |
| LSU                | 1/11/14  | -  | -   | -      | -   | -       | -   | -      | -   | -   | -   | -   | -   | -  | -  | - | -  | -   | -   | -   | -   | -   |
| at Texas A&M       | 1/15/14  | -  | -   | -      | -   | -       | -   | -      | -   | -   | -   | -   | -   | -  | -  | - | -  | -   | -   | -   | -   | -   |
| Ole Miss           | 1/18/14  | -  | -   | -      | -   | -       | -   | -      | -   | -   | -   | -   | -   | -  | -  | - | -  | -   | -   | -   | -   | -   |
| at Georgia         | 1/22/14  | -  | -   | -      | -   | -       | -   | -      | -   | -   | -   | -   | -   | -  | -  | - | -  | -   | -   | -   | -   | -   |
| at Missouri        | 1/25/14  | -  | -   | -      | -   | -       | -   | -      | -   | -   | -   | -   | -   | -  | -  | - | -  | -   | -   | -   | -   | -   |
| Texas A&M          | 1/29/14  | 2  | 0-0 | .000   | 0-0 | .000    | 0-0 | .000   | 0   | 0   | 0   | 0   | 0.0 | 0  | 0  | 0 | 0  | 0   | 0   | 0   | 0   | 0.0 |
| at Ole Miss        | 2/1/14   | -  | -   | -      | -   | -       | -   | -      | -   | -   | -   | -   | -   | -  | -  | - | -  | -   | -   | -   | -   | -   |
| Auburn             | 2/5/14   | -  | -   | -      | -   | -       | -   | -      | -   | -   | -   | -   | -   | -  | -  | - | -  | -   | -   | -   | -   | -   |
| at Tennessee       | 2/8/14   | -  | -   | -      | -   | -       | -   | -      | -   | -   | -   | -   | -   | -  | -  | - | -  | -   | -   | -   | -   | -   |
| Vanderbilt         | 2/12/14  | -  | -   | -      | -   | -       | -   | -      | -   | -   | -   | -   | -   | -  | -  | - | -  | -   | -   | -   | -   | -   |
| Alabama            | 2/15/14  | -  | -   | -      | -   | -       | -   | -      | -   | -   | -   | -   | -   | -  | -  | - | -  | -   | -   | -   | -   | -   |
| at Arkansas        | 2/19/14  | -  | -   | -      | -   | -       | -   | -      | -   | -   | -   | -   | -   | -  | -  | - | -  | -   | -   | -   | -   | -   |
| Georgia            | 2/22/14  | -  | -   | -      | -   | -       | -   | -      | -   | -   | -   | -   | -   | -  | -  | - | -  | -   | -   | -   | -   | -   |
| at Auburn          | 2/26/14  | -  | -   | -      | -   | -       | -   | -      | -   | -   | -   | -   | -   | -  | -  | - | -  | -   | -   | -   | -   | -   |
| Kentucky           | 3/1/14   | -  | -   | -      | -   | -       | -   | -      | -   | -   | -   | -   | -   | -  | -  | - | -  | -   | -   | -   | -   | -   |
| Florida            | 3/4/14   | -  | -   | -      | -   | -       | -   | -      | -   | -   | -   | -   | -   | -  | -  | - | -  | -   | -   | -   | -   | -   |
| at Miss. State     | 3/8/14   | -  | -   | -      | -   | -       | -   | -      | -   | -   | -   | -   | -   | -  | -  | - | -  | -   | -   | -   | -   | -   |

### SEASON NOTES

Saw two minutes of action in win vs. Akron (Dec. 28) ... Collected a steal vs. Marshall (Dec. 30) ... Saw two minutes in win over Texas A&M (Jan. 29) ...

### CAREER STATISTICS

| Season        | GP-GS      | Min       | Avg        | FG       | FGA      | Pct         | 3FG      | 3FGA     | Pct         | FT       | FTA      | Pct         | Off      | Def      | Tot      | Avg        | PF       | FO       | Ast      | TO       | Blk      | Stl      | Pts      | Avg        |
|---------------|------------|-----------|------------|----------|----------|-------------|----------|----------|-------------|----------|----------|-------------|----------|----------|----------|------------|----------|----------|----------|----------|----------|----------|----------|------------|
| 2012-13       | 4-0        | 6         | 1.5        | 0        | 2        | .000        | 0        | 1        | .000        | 0        | 0        | .000        | 1        | 0        | 1        | 0.3        | 0        | 0        | 0        | 1        | 0        | 0        | 0        | 0.0        |
| 2013-14       | 3-0        | 6         | 2.0        | 0        | 2        | .000        | 0        | 1        | .000        | 0        | 0        | .000        | 0        | 0        | 0        | 0.0        | 1        | 0        | 0        | 0        | 0        | 1        | 0        | 0.0        |
| <b>Totals</b> | <b>7-0</b> | <b>12</b> | <b>1.7</b> | <b>0</b> | <b>4</b> | <b>.000</b> | <b>0</b> | <b>2</b> | <b>.000</b> | <b>0</b> | <b>0</b> | <b>.000</b> | <b>1</b> | <b>0</b> | <b>1</b> | <b>0.1</b> | <b>1</b> | <b>0</b> | <b>0</b> | <b>1</b> | <b>0</b> | <b>1</b> | <b>0</b> | <b>0.0</b> |

### CAREER SEC STATISTICS

| Season        | GP-GS      | Min      | Avg        | FG       | FGA      | Pct         | 3FG      | 3FGA     | Pct         | FT       | FTA      | Pct         | Off      | Def      | Tot      | Avg        | PF       | FO       | Ast      | TO       | Blk      | Stl      | Pts      | Avg        |
|---------------|------------|----------|------------|----------|----------|-------------|----------|----------|-------------|----------|----------|-------------|----------|----------|----------|------------|----------|----------|----------|----------|----------|----------|----------|------------|
| 2013          | 1-0        | 1        | 1.0        | 0        | 0        | .000        | 0        | 0        | .000        | 0        | 0        | .000        | 0        | 0        | 0        | 0.0        | 0        | 0        | 0        | 0        | 0        | 0        | 0        | 0.0        |
| 2014          | 1-0        | 2        | 2.0        | 0        | 0        | .000        | 0        | 0        | .000        | 0        | 0        | .000        | 0        | 0        | 0        | 0.0        | 0        | 0        | 0        | 0        | 0        | 0        | 0        | 0.0        |
| <b>Totals</b> | <b>2-0</b> | <b>3</b> | <b>0.7</b> | <b>0</b> | <b>0</b> | <b>.000</b> | <b>0</b> | <b>0</b> | <b>.000</b> | <b>0</b> | <b>0</b> | <b>.000</b> | <b>0</b> | <b>0</b> | <b>0</b> | <b>0.0</b> | <b>0</b> | <b>0</b> | <b>0</b> | <b>0</b> | <b>0</b> | <b>0</b> | <b>0</b> | <b>0.0</b> |



## #25 - MINDAUGAS KACINAS

**SOPHOMORE | FORWARD | 6'7" | 210 | 1VL**  
**KLAIPEDA, LITHUANIA/WORD OF LIFE FIRE**  
**TRADITIONAL SCHOOL**

### KACINAS' CAREER HIGHS

**POINTS**  
18, vs. Rider (Nov. 19, 2012)

**FIELD GOALS**  
8, vs. Rider (Nov. 19, 2012)

**FIELD GOAL ATTEMPTS**  
11, 3x, last at Clemson (Nov. 13, 2013)

**3-POINT FIELD GOALS**  
1, 3 times, last vs. Clemson (Dec. 2, 2012)

**3-POINT FIELD GOAL ATTEMPTS**  
3, twice, last vs. App State (Dec. 19, 2012)

**FREE THROWS**  
6, vs. Milwaukee (Nov. 11, 2012)

**FREE THROW ATTEMPTS**  
8, vs. Milwaukee (Nov. 11, 2012)

**REBOUNDS**  
14, vs. Longwood (Nov. 9, 2013)

**ASSISTS**  
3, twice, last vs. App State (Dec. 19, 2012)

**BLOCKS**  
3, vs. Appalachian State (Dec. 19, 2012)

**STEALS**  
2, 7x, last vs. Alabama (Feb. 15, 2014)

**MINUTES PLAYED**  
36, vs. USC Upstate (Dec. 19, 2013)

### KACINAS' SEASON HIGHS

**POINTS**  
14, vs. Auburn (Feb. 5, 2014)

**FIELD GOALS**  
6, last vs. Auburn (Feb. 5, 2014)

**FIELD GOAL ATTEMPTS**  
11, at Clemson (Nov. 13, 2013)

**3-POINT FIELD GOALS**  
-

**3-POINT FIELD GOAL ATTEMPTS**  
1, vs. USC Upstate (Dec. 19, 2013)

**FREE THROWS**  
5, vs. Akron (Dec. 28, 2013)

**FREE THROW ATTEMPTS**  
6, 3x, last vs. LSU (Jan. 11, 2014)

**REBOUNDS**  
14, vs. Longwood (Nov. 9, 2013)

**ASSISTS**  
2, twice, last vs. Marshall (Dec. 30, 2013)

**BLOCKS**  
2, 4x, last vs. Vanderbilt (Feb. 13, 2014)

**STEALS**  
2, 6x, last vs. Alabama (Feb. 15, 2014)

**MINUTES PLAYED**  
36, vs. USC Upstate (Dec. 19, 2013)

### 2013-14

| Opponent           | Date     | GS | Min | FG-FA | Pct   | 3FG-FA | Pct  | FT-FTA | Pct   | Off | Def | Tot | Avg  | PF | FO | A | TO | Blk | Stl | Pts | Avg |
|--------------------|----------|----|-----|-------|-------|--------|------|--------|-------|-----|-----|-----|------|----|----|---|----|-----|-----|-----|-----|
| Longwood           | 11/9/13  | *  | 29  | 4-6   | .667  | 0-0    | .000 | 0-0    | .000  | 5   | 9   | 14  | 14.0 | 2  | 0  | 0 | 3  | 2   | 0   | 8   | 8.0 |
| at Baylor          | 11/12/13 | *  | 18  | 1-2   | .500  | 0-0    | .000 | 0-0    | .000  | 1   | 1   | 2   | 8.0  | 5  | 1  | 0 | 1  | 0   | 1   | 2   | 5.0 |
| at Clemson         | 11/17/13 | *  | 31  | 6-11  | .545  | 0-0    | .000 | 1-2    | .500  | 7   | 5   | 12  | 9.3  | 4  | 0  | 0 | 2  | 0   | 1   | 13  | 7.7 |
| Fla. International | 11/24/13 | *  | 35  | 3-5   | .600  | 0-0    | .000 | 3-4    | .750  | 4   | 5   | 9   | 9.3  | 2  | 0  | 0 | 3  | 0   | 0   | 9   | 8.0 |
| at Oklahoma St.    | 12/6/13  | *  | 32  | 1-4   | .250  | 0-0    | .000 | 4-6    | .667  | 3   | 2   | 5   | 8.4  | 4  | 0  | 0 | 4  | 0   | 1   | 6   | 7.6 |
| Manhattan          | 12/17/13 | *  | 24  | 3-4   | .750  | 0-0    | .000 | 1-4    | .250  | 1   | 4   | 5   | 7.8  | 5  | 1  | 2 | 1  | 1   | 1   | 7   | 7.5 |
| USC Upstate        | 12/19/13 | *  | 36  | 2-5   | .400  | 0-1    | .000 | 1-2    | .500  | 3   | 6   | 9   | 8.0  | 2  | 0  | 1 | 2  | 1   | 1   | 5   | 7.1 |
| vs. Saint Mary's   | 12/22/13 | *  | 14  | 2-3   | .667  | 0-0    | .000 | 2-3    | .667  | 1   | 0   | 1   | 7.1  | 4  | 0  | 0 | 2  | 0   | 0   | 6   | 7.0 |
| vs. Boise State    | 12/23/13 | *  | 28  | 0-1   | .000  | 0-0    | .000 | 0-1    | .000  | 1   | 2   | 3   | 6.7  | 2  | 0  | 1 | 3  | 0   | 0   | 0   | 6.2 |
| vs. Akron          | 12/25/13 | *  | 15  | 2-3   | .667  | 0-0    | .000 | 0-0    | .000  | 0   | 0   | 0   | 6.0  | 3  | 0  | 0 | 0  | 0   | 1   | 4   | 6.0 |
| Akron              | 12/28/13 | *  | 26  | 3-5   | .600  | 0-0    | .000 | 5-5    | 1.000 | 1   | 1   | 2   | 5.6  | 4  | 0  | 0 | 3  | 2   | 2   | 11  | 6.5 |
| Marshall           | 12/30/13 | *  | 16  | 2-5   | .400  | 0-0    | .000 | 0-0    | .000  | 3   | 2   | 5   | 5.6  | 3  | 0  | 2 | 2  | 0   | 1   | 4   | 6.3 |
| SC State           | 1/3/14   | *  | 28  | 0-0   | .000  | 0-0    | .000 | 3-6    | .500  | 3   | 6   | 9   | 5.8  | 1  | 0  | 2 | 1  | 1   | 3   | 6.0 |     |
| at Florida         | 1/8/14   | *  | 20  | 2-2   | 1.000 | 0-0    | .000 | 2-2    | 1.000 | 2   | 2   | 4   | 5.7  | 4  | 0  | 0 | 3  | 0   | 1   | 6   | 6.0 |
| LSU                | 1/11/14  | *  | 22  | 0-2   | .000  | 0-0    | .000 | 4-6    | .667  | 1   | 1   | 2   | 5.5  | 3  | 0  | 0 | 1  | 2   | 4   | 5.9 |     |
| at Texas A&M       | 1/15/14  | *  | 10  | 1-1   | 1.000 | 0-0    | .000 | 1-2    | .500  | 0   | 1   | 1   | 5.2  | 4  | 0  | 0 | 1  | 0   | 1   | 3   | 5.7 |
| Ole Miss           | 1/18/14  | *  | 14  | 2-4   | .500  | 0-0    | .000 | 0-1    | .000  | 2   | 2   | 4   | 5.1  | 2  | 0  | 1 | 1  | 0   | 4   | 5.6 |     |
| at Georgia         | 1/22/14  | *  | 7   | 0-0   | .000  | 0-0    | .000 | 0-0    | .000  | 0   | 0   | 0   | 4.8  | 5  | 1  | 0 | 1  | 0   | 0   | 0   | 5.3 |
| at Missouri        | 1/25/14  | *  | 11  | 0-1   | .000  | 0-0    | .000 | 0-0    | .000  | 1   | 2   | 3   | 4.7  | 3  | 0  | 0 | 0  | 0   | 1   | 0   | 5.0 |
| Texas A&M          | 1/29/14  | *  | 20  | 0-0   | .000  | 0-0    | .000 | 0-0    | .000  | 1   | 0   | 1   | 4.6  | 4  | 0  | 0 | 2  | 2   | 2   | 0   | 4.8 |
| at Ole Miss        | 2/1/14   | *  | 19  | 2-2   | 1.000 | 0-0    | .000 | 3-4    | .750  | 1   | 2   | 3   | 4.5  | 4  | 0  | 0 | 1  | 1   | 0   | 7   | 4.9 |
| Auburn             | 2/5/14   | *  | 31  | 6-9   | .667  | 0-0    | .000 | 2-3    | .667  | 4   | 2   | 6   | 4.5  | 1  | 0  | 1 | 3  | 1   | 1   | 14  | 4.9 |
| at Tennessee       | 2/8/14   | *  | 20  | 1-3   | .333  | 0-0    | .000 | 1-2    | .500  | 3   | 3   | 6   | 4.6  | 3  | 0  | 0 | 1  | 0   | 2   | 3   | 5.2 |
| Vanderbilt         | 2/12/14  | *  | 19  | 2-5   | .400  | 0-0    | .000 | 1-2    | .500  | 4   | 3   | 7   | 4.7  | 5  | 1  | 0 | 2  | 2   | 2   | 5   | 5.2 |
| Alabama            | 2/15/14  | *  | 26  | 3-5   | .600  | 0-0    | .000 | 0-0    | .000  | 1   | 4   | 5   | 4.7  | 3  | 0  | 0 | 1  | 0   | 2   | 6   | 5.2 |
| at Arkansas        | 2/19/14  |    |     |       |       |        |      |        |       |     |     |     |      |    |    |   |    |     |     |     |     |
| Georgia            | 2/22/14  |    |     |       |       |        |      |        |       |     |     |     |      |    |    |   |    |     |     |     |     |
| at Auburn          | 2/26/14  |    |     |       |       |        |      |        |       |     |     |     |      |    |    |   |    |     |     |     |     |
| Kentucky           | 3/1/14   |    |     |       |       |        |      |        |       |     |     |     |      |    |    |   |    |     |     |     |     |
| Florida            | 3/4/14   |    |     |       |       |        |      |        |       |     |     |     |      |    |    |   |    |     |     |     |     |
| at Miss. State     | 3/8/14   |    |     |       |       |        |      |        |       |     |     |     |      |    |    |   |    |     |     |     |     |

### SEASON NOTES

Scored eight points and dished one assist in exhibition vs. USC Aiken (Nov. 3) ... Set a career high with 14 rebounds, while adding eight points and matching for a team high two blocks in contest vs. Longwood (Nov. 9) ... Also earned the start vs. the Lancers ... In foul trouble most of the game at Baylor (Nov. 12), contributed two points, two rebounds and a steal vs. the Bears ... Continues to impress on the boards, collecting a team high 12 rebounds, including seven on the offensive glass, at Clemson (Nov. 17), also posted team high 13 points for first double-double of the season and second of his career ... Near double-double with nine points and nine rebounds vs. FIU (Nov. 24) ... Scored six points, and collected five rebounds in a team high 32 minutes played at No. 9/11 Oklahoma State (Dec. 6) ... Scored seven points and pulled down five rebounds vs. Manhattan (Dec. 17) ... Scored five points and pulled down a team high nine rebounds in a career-high 36 minutes vs. USC Upstate (Dec. 19) ... Scored six points but was in foul trouble early in win vs. Saint Mary's (Dec. 22) ... Followed with a three-rebound performance vs. Boise State (Dec. 23) and scored four points, but didn't collect a rebound in win vs. Akron (Dec. 25) ... Scored 11 points and blocked two shots, with two steals in home win vs. Akron (Dec. 28) ... Four points and five rebounds vs. Marshall (Dec. 30) ... Posted nine rebounds to go with three points vs. SC State (Jan. 3) ... Scored six points at No. 10/11 Florida (Jan. 8), going 2-of-2 from the field and at the free throw line, while also grabbing four rebounds ... Went 4-of-6 from the foul line and tied his career high with two steals vs. LSU (Jan. 11) ... Recorded three rebounds and a steal at Missouri (Jan. 25) ... Blocked two shots and recorded two steals vs. Texas A&M (Jan. 29) ... Scored a season high 14 points and grabbed six rebounds vs. Auburn (Feb. 5) ... Grabbed seven rebounds to go with five points and two blocks in win vs. Vanderbilt (Feb. 13) ... Also tied career high in steals with two against the Commodores ... Scored key tip-in to give Gamecocks a late one-point lead vs. Alabama (Feb. 15) ... Also recorded six points and five rebounds against the Crimson Tide.

### CAREER STATISTICS

| Season        | GP-GS        | Min         | Avg         | FG         | FGA        | Pct         | 3FG      | 3FGA      | Pct         | FT        | FTA        | Pct         | Off        | Def        | Tot        | Avg         | PF         | FO       | Ast       | TO        | Blk       | Stl       | Pts        | Avg        |
|---------------|--------------|-------------|-------------|------------|------------|-------------|----------|-----------|-------------|-----------|------------|-------------|------------|------------|------------|-------------|------------|----------|-----------|-----------|-----------|-----------|------------|------------|
| 2012-13       | 31-9         | 606         | 19.5        | 57         | 110        | .518        | 4        | 20        | .200        | 34        | 50         | .680        | 50         | 66         | 116        | 3.7         | 67         | 1        | 21        | 46        | 15        | 10        | 152        | 4.9        |
| 2013-14       | 25-18        | 551         | 22.0        | 48         | 87         | .552        | 0        | 1         | .000        | 34        | 55         | .618        | 53         | 65         | 118        | 4.7         | 82         | 4        | 7         | 44        | 15        | 24        | 130        | 5.2        |
| <b>Totals</b> | <b>56-27</b> | <b>1157</b> | <b>20.7</b> | <b>105</b> | <b>197</b> | <b>.533</b> | <b>4</b> | <b>21</b> | <b>.190</b> | <b>68</b> | <b>105</b> | <b>.648</b> | <b>103</b> | <b>131</b> | <b>234</b> | <b>4.18</b> | <b>149</b> | <b>5</b> | <b>28</b> | <b>90</b> | <b>30</b> | <b>34</b> | <b>282</b> | <b>5.0</b> |

### CAREER SEC STATISTICS

| Season        | GP-GS       | Min        | Avg         | FG        | FGA       | Pct         | 3FG      | 3FGA     | Pct         | FT        | FTA       | Pct         | Off       | Def       | Tot       | Avg        | PF        | FO       | Ast      | TO        | Blk       | Stl       | Pts       | Avg        |
|---------------|-------------|------------|-------------|-----------|-----------|-------------|----------|----------|-------------|-----------|-----------|-------------|-----------|-----------|-----------|------------|-----------|----------|----------|-----------|-----------|-----------|-----------|------------|
| 2013          | 17-4        | 255        | 15.0        | 16        | 40        | .400        | 1        | 7        | .143        | 11        | 16        | .688        | 14        | 27        | 41        | 2.4        | 32        | 0        | 7        | 18        | 2         | 4         | 44        | 2.6        |
| 2014          | 12-5        | 219        | 18.3        | 19        | 33        | .576        | 0        | 0        | .000        | 14        | 22        | .636        | 20        | 22        | 42        | 3.5        | 41        | 2        | 1        | 16        | 8         | 14        | 52        | 4.3        |
| <b>Totals</b> | <b>28-8</b> | <b>448</b> | <b>16.0</b> | <b>32</b> | <b>69</b> | <b>.464</b> | <b>1</b> | <b>7</b> | <b>.143</b> | <b>25</b> | <b>38</b> | <b>.658</b> | <b>33</b> | <b>45</b> | <b>78</b> | <b>2.8</b> | <b>70</b> | <b>2</b> | <b>8</b> | <b>33</b> | <b>10</b> | <b>16</b> | <b>90</b> | <b>3.2</b> |



## #35 - BRIAN STEELE

**SOPHOMORE | FORWARD | 6'5" | 200 | 1VL**  
**GREENVILLE, S.C./WADE HAMPTON SCHOOL**

### STEELE'S CAREER HIGHS

**POINTS**  
7, at Tennessee (Feb. 8, 2014)

**FIELD GOALS**  
3, at Tennessee (Feb. 8, 2014)

**FIELD GOAL ATTEMPTS**  
7, vs. Miss State (March 13, 2013)

**3-POINT FIELD GOALS**  
2, vs. Miss State (March 6, 2013)

**3-POINT FIELD GOAL ATTEMPTS**  
5, vs. Miss State (March 6, 2013)

**FREE THROWS**  
2, vs. Presbyterian (Dec. 29, 2012)

**FREE THROW ATTEMPTS**  
2, vs. Presbyterian (Dec. 29, 2012)

**REBOUNDS**  
7, vs. Miss. State (March 13, 2013)

**ASSISTS**  
3, vs. Vandy (March 9, 2013)

**BLOCKS**  
-

**STEALS**  
2, vs. Texas A&M (Jan. 29, 2014)

**MINUTES PLAYED**  
26, at Tennessee (Feb. 8, 2014)

### STEELE'S SEASON HIGHS

**POINTS**  
7, at Tennessee (Feb. 8, 2014)

**FIELD GOALS**  
3, at Tennessee (Feb. 8, 2014)

**FIELD GOAL ATTEMPTS**  
6, at Tennessee (Feb. 8, 2014)

**3-POINT FIELD GOALS**  
1, 4x, last at Tennessee (Feb. 8, 2014)

**3-POINT FIELD GOAL ATTEMPTS**  
3, at Tennessee (Feb. 8, 2014)

**FREE THROWS**  
-

**FREE THROW ATTEMPTS**  
2, vs. Texas A&M (Jan. 29, 2014)

**REBOUNDS**  
4, at Tennessee (Feb. 8, 2014)

**ASSISTS**  
2, at Missouri (Jan. 25, 2014)

**BLOCKS**  
-

**STEALS**  
2, vs. Texas A&M (Jan. 29, 2014)

**MINUTES PLAYED**  
26, at Tennessee (Feb. 8, 2014)

### 2013-14

| Opponent           | Date     | GS | Min | FG-FGA | Pct | 3FG-FGA | Pct | FT-FTA | Pct | Off | Def | Tot | Avg | PF | FO | A | TO | Blk | Stl | Pts | Avg |   |
|--------------------|----------|----|-----|--------|-----|---------|-----|--------|-----|-----|-----|-----|-----|----|----|---|----|-----|-----|-----|-----|---|
| Longwood           | 11/9/13  | -  | -   | -      | -   | -       | -   | -      | -   | -   | -   | -   | -   | -  | -  | - | -  | -   | -   | -   | -   | - |
| at Baylor          | 11/12/13 | -  | -   | -      | -   | -       | -   | -      | -   | -   | -   | -   | -   | -  | -  | - | -  | -   | -   | -   | -   | - |
| at Clemson         | 11/17/13 | 1  | 0-0 | .000   | 0-0 | .000    | 0-0 | .000   | 0-0 | 0   | 0   | 0   | 0.0 | 0  | 0  | 0 | 0  | 0   | 0   | 0   | 0.0 | - |
| Fla. International | 11/24/13 | -  | -   | -      | -   | -       | -   | -      | -   | -   | -   | -   | -   | -  | -  | - | -  | -   | -   | -   | -   | - |
| at Oklahoma St.    | 12/6/13  | -  | -   | -      | -   | -       | -   | -      | -   | -   | -   | -   | -   | -  | -  | - | -  | -   | -   | -   | -   | - |
| Manhattan          | 12/17/13 | 2  | 0-0 | .000   | 0-0 | .000    | 0-0 | .000   | 0-0 | 0   | 0   | 0   | 0.0 | 0  | 0  | 0 | 0  | 0   | 0   | 0   | 0.0 | - |
| USC Upstate        | 12/19/13 | -  | -   | -      | -   | -       | -   | -      | -   | -   | -   | -   | -   | -  | -  | - | -  | -   | -   | -   | -   | - |
| vs. Saint Mary's   | 12/22/13 | -  | -   | -      | -   | -       | -   | -      | -   | -   | -   | -   | -   | -  | -  | - | -  | -   | -   | -   | -   | - |
| vs. Boise State    | 12/23/13 | 11 | 1-2 | .500   | 1-1 | 1.000   | 0-0 | .000   | 0-0 | 0   | 0   | 0   | 0.0 | 0  | 0  | 2 | 0  | 0   | 3   | 1.0 | -   |   |
| vs. Akron          | 12/25/13 | 6  | 0-1 | .000   | 0-1 | .000    | 0-0 | .000   | 0-0 | 0   | 0   | 0   | 0.0 | 1  | 0  | 0 | 0  | 0   | 0   | 0.8 | -   |   |
| Akron              | 12/28/13 | 7  | 0-0 | .000   | 0-0 | .000    | 0-0 | .000   | 0-0 | 0   | 0   | 0   | 0.0 | 0  | 0  | 0 | 0  | 0   | 0   | 0.6 | -   |   |
| Marshall           | 12/30/13 | 9  | 0-2 | .000   | 0-1 | .000    | 0-0 | .000   | 1-0 | 1   | 0   | 1   | 0.2 | 5  | 1  | 1 | 0  | 0   | 0   | 0.5 | -   |   |
| SC State           | 1/3/14   | -  | -   | -      | -   | -       | -   | -      | -   | -   | -   | -   | -   | -  | -  | - | -  | -   | -   | -   | -   | - |
| at Florida         | 1/8/14   | -  | -   | -      | -   | -       | -   | -      | -   | -   | -   | -   | -   | -  | -  | - | -  | -   | -   | -   | -   | - |
| LSU                | 1/11/14  | -  | -   | -      | -   | -       | -   | -      | -   | -   | -   | -   | -   | -  | -  | - | -  | -   | -   | -   | -   | - |
| at Texas A&M       | 1/15/14  | -  | -   | -      | -   | -       | -   | -      | -   | -   | -   | -   | -   | -  | -  | - | -  | -   | -   | -   | -   | - |
| Ole Miss           | 1/18/14  | -  | -   | -      | -   | -       | -   | -      | -   | -   | -   | -   | -   | -  | -  | - | -  | -   | -   | -   | -   | - |
| at Georgia         | 1/22/14  | 12 | 1-2 | .500   | 1-2 | .500    | 0-0 | .000   | 0-0 | 0   | 0   | 0   | 0.1 | 1  | 0  | 1 | 1  | 0   | 1   | 3   | 0.9 |   |
| at Missouri        | 1/25/14  | 10 | 1-2 | .500   | 1-2 | .500    | 0-0 | .000   | 1-0 | 1   | 0   | 1   | 0.3 | 1  | 0  | 2 | 0  | 0   | 3   | 1.1 |     |   |
| Texas A&M          | 1/29/14  | 3  | 0-1 | .000   | 0-1 | .000    | 0-2 | .000   | 0-2 | 2   | 2   | 0.4 | 0.0 | 0  | 0  | 0 | 0  | 2   | 0   | 1.0 |     |   |
| at Ole Miss        | 2/1/14   | -  | -   | -      | -   | -       | -   | -      | -   | -   | -   | -   | -   | -  | -  | - | -  | -   | -   | -   | -   | - |
| Auburn             | 2/5/14   | 1  | 0-2 | .000   | 0-0 | .000    | 0-0 | .000   | 0-0 | 0   | 0   | 0   | 0.4 | 0  | 0  | 0 | 0  | 0   | 0   | 0.9 |     |   |
| at Tennessee       | 2/8/14   | 26 | 3-6 | .500   | 1-3 | .333    | 0-0 | .000   | 1-3 | 4   | 0.7 | 2   | 0   | 0  | 0  | 0 | 0  | 0   | 7   | 1.5 |     |   |
| Vanderbilt         | 2/12/14  | 11 | 1-3 | .333   | 0-2 | .000    | 0-0 | .000   | 1-0 | 1   | 0.8 | 1   | 0   | 1  | 0  | 0 | 0  | 2   | 1.5 |     |     |   |
| Alabama            | 2/15/14  | 2  | 1-2 | .500   | 0-1 | .000    | 0-0 | .000   | 0-0 | 0   | 0   | 0   | 0.7 | 1  | 0  | 0 | 0  | 0   | 2   | 1.5 |     |   |
| at Arkansas        | 2/19/14  |    |     |        |     |         |     |        |     |     |     |     |     |    |    |   |    |     |     |     |     |   |
| Georgia            | 2/22/14  |    |     |        |     |         |     |        |     |     |     |     |     |    |    |   |    |     |     |     |     |   |
| at Auburn          | 2/26/14  |    |     |        |     |         |     |        |     |     |     |     |     |    |    |   |    |     |     |     |     |   |
| Kentucky           | 3/1/14   |    |     |        |     |         |     |        |     |     |     |     |     |    |    |   |    |     |     |     |     |   |
| Florida            | 3/4/14   |    |     |        |     |         |     |        |     |     |     |     |     |    |    |   |    |     |     |     |     |   |
| at Miss. State     | 3/8/14   |    |     |        |     |         |     |        |     |     |     |     |     |    |    |   |    |     |     |     |     |   |

### SEASON NOTES

Scored two points and collected one rebound in exhibition vs. USC Aiken (Nov. 3) ... Did not see action in the season opener vs. Longwood (Nov. 9) ... Saw time vs. Manhattan (Dec. 17) ... Scored first points of the season in 11 minutes of action vs. Boise State (Dec. 23) ... Also saw time in win over Akron (Dec. 25) at Diamond Head Classic ... Posted one assist in win vs. Marshall (Dec. 30) ... Went 1-for-2 from 3-point range at Georgia (Jan. 22) ... Dished a season-high 2 assists and hit 1-of-2 from 3 at Missouri (Jan. 25) ... Recorded career highs in points (7), field goals made (3) and minutes (26) at Tennessee (Feb. 8) ... Scored two points, grabbed one rebound and dished one assist in 11 minutes in win vs. Vanderbilt (Feb. 13) ... Scored two points in two minutes vs. Alabama (Feb. 15) ...

### CAREER STATISTICS

| Season        | GP-GS       | Min        | Avg        | FG        | FGA       | Pct         | 3FG      | 3FGA      | Pct         | FT       | FTA      | Pct         | Off      | Def       | Tot       | Avg         | PF        | FO       | Ast       | TO       | Blk      | Stl      | Pts       | Avg        |
|---------------|-------------|------------|------------|-----------|-----------|-------------|----------|-----------|-------------|----------|----------|-------------|----------|-----------|-----------|-------------|-----------|----------|-----------|----------|----------|----------|-----------|------------|
| 2012-13       | 7-4         | 79         | 11.3       | 5         | 19        | .263        | 4        | 14        | .286        | 2        | 3        | .667        | 4        | 11        | 15        | 2.1         | 12        | 1        | 8         | 5        | 0        | 3        | 16        | 2.3        |
| 2013-14       | 13-0        | 101        | 7.8        | 8         | 23        | .348        | 4        | 14        | .286        | 0        | 2        | .000        | 4        | 5         | 9         | 0.7         | 13        | 1        | 5         | 3        | 0        | 3        | 20        | 1.5        |
| <b>Totals</b> | <b>20-4</b> | <b>180</b> | <b>9.0</b> | <b>13</b> | <b>42</b> | <b>.310</b> | <b>8</b> | <b>28</b> | <b>.286</b> | <b>2</b> | <b>5</b> | <b>.400</b> | <b>8</b> | <b>16</b> | <b>24</b> | <b>1.20</b> | <b>25</b> | <b>2</b> | <b>13</b> | <b>8</b> | <b>0</b> | <b>6</b> | <b>36</b> | <b>1.8</b> |

### CAREER SEC STATISTICS

| Season        | GP-GS       | Min        | Avg         | FG        | FGA       | Pct         | 3FG      | 3FGA      | Pct         | FT       | FTA      | Pct         | Off      | Def       | Tot       | Avg        | PF        | FO       | Ast       | TO       | Blk      | Stl      | Pts       | Avg        |
|---------------|-------------|------------|-------------|-----------|-----------|-------------|----------|-----------|-------------|----------|----------|-------------|----------|-----------|-----------|------------|-----------|----------|-----------|----------|----------|----------|-----------|------------|
| 2013          | 4-3         | 56         | 14.0        | 4         | 11        | .364        | 4        | 10        | .400        | 0        | 0        | .000        | 1        | 6         | 7         | 1.8        | 10        | 1        | 6         | 2        | 0        | 2        | 12        | 3.0        |
| 2014          | 7-0         | 65         | 9.3         | 7         | 18        | .389        | 3        | 11        | .273        | 0        | 2        | .000        | 3        | 5         | 8         | 1.1        | 6         | 0        | 4         | 1        | 0        | 3        | 17        | 2.4        |
| <b>Totals</b> | <b>10-3</b> | <b>119</b> | <b>11.9</b> | <b>10</b> | <b>27</b> | <b>.370</b> | <b>7</b> | <b>20</b> | <b>.350</b> | <b>0</b> | <b>0</b> | <b>.000</b> | <b>4</b> | <b>11</b> | <b>15</b> | <b>1.5</b> | <b>15</b> | <b>1</b> | <b>10</b> | <b>3</b> | <b>0</b> | <b>5</b> | <b>27</b> | <b>2.7</b> |



## #21 - DEMETRIUS HENRY

FRESHMAN | FORWARD | 6'9" | 215 | HS  
 MIAMI, FLA./FAITH BAPTIST CHRISTIAN SCHOOL

### HENRY'S SEASON HIGHS

- POINTS**  
14, vs. FIU (Nov. 24, 2013)
- FIELD GOALS**  
7, vs. FIU (Nov. 24, 2013)
- FIELD GOAL ATTEMPTS**  
11, vs. SC State (Jan. 3, 2014)
- 3-POINT FIELD GOALS**  
-
- 3-POINT FIELD GOAL ATTEMPTS**  
-
- FREE THROWS**  
2, last at Ole Miss (Feb. 1, 2014)
- FREE THROW ATTEMPTS**  
4, 3x, last at Ole Miss (Feb. 1, 2014)
- REBOUNDS**  
11, vs. SC State (Jan. 3, 2014)
- ASSISTS**  
2, twice, last at Texas A&M (Jan. 15, 2014)
- BLOCKS**  
2, 5x, last vs. Vanderbilt (Feb. 13, 2014)
- STEALS**  
2, twice, vs. Ole Miss (Jan. 18, 2014)
- MINUTES PLAYED**  
32, vs. SC State (Jan. 3, 2014)

### 2013-14

| Opponent           | Date     | GS | Min | FG-FA | Pct   | 3FG-FA | Pct  | FT-FTA | Pct   | Off | Def | Tot | Avg | PF | FO | A | TO | Blk | Stl | Pts | Avg |
|--------------------|----------|----|-----|-------|-------|--------|------|--------|-------|-----|-----|-----|-----|----|----|---|----|-----|-----|-----|-----|
| Longwood           | 11/9/13  | *  | 31  | 1-5   | .200  | 0-0    | .000 | 2-2    | 1.000 | 2   | 4   | 6   | 6.0 | 2  | 0  | 1 | 0  | 0   | 0   | 4   | 4.0 |
| at Baylor          | 11/12/13 | *  | 30  | 4-10  | .400  | 0-0    | .000 | 1-4    | .250  | 3   | 3   | 6   | 6.0 | 4  | 0  | 1 | 0  | 2   | 0   | 9   | 6.5 |
| at Clemson         | 11/17/13 | *  | 22  | 4-9   | .444  | 0-0    | .000 | 1-4    | .250  | 3   | 2   | 5   | 5.7 | 5  | 1  | 0 | 1  | 1   | 0   | 9   | 7.3 |
| Fla. International | 11/24/13 | *  | 31  | 7-10  | .700  | 0-0    | .000 | 0-0    | .000  | 3   | 3   | 6   | 5.8 | 3  | 0  | 0 | 0  | 0   | 1   | 14  | 9.0 |
| at Oklahoma St.    | 12/6/13  | *  | 26  | 3-6   | .500  | 0-0    | .000 | 0-2    | .000  | 0   | 5   | 5   | 5.6 | 5  | 1  | 2 | 4  | 2   | 0   | 6   | 8.4 |
| Manhattan          | 12/17/13 | *  | 19  | 2-6   | .333  | 0-0    | .000 | 0-2    | .000  | 1   | 1   | 2   | 5.3 | 4  | 0  | 0 | 1  | 0   | 0   | 4   | 7.1 |
| USC Upstate        | 12/19/13 | *  | 16  | 2-7   | .286  | 0-0    | .000 | 0-2    | .000  | 4   | 3   | 7   | 5.3 | 5  | 1  | 0 | 0  | 1   | 1   | 4   | 7.1 |
| vs. Saint Mary's   | 12/22/13 | *  | 20  | 3-5   | .600  | 0-0    | .000 | 0-0    | .000  | 3   | 5   | 8   | 5.6 | 5  | 1  | 0 | 0  | 1   | 1   | 4   | 7.0 |
| vs. Boise State    | 12/23/13 | *  | 20  | 3-5   | .600  | 0-0    | .000 | 0-0    | .000  | 1   | 2   | 3   | 5.3 | 2  | 0  | 0 | 3  | 2   | 0   | 6   | 6.9 |
| vs. Akron          | 12/25/13 | *  | 9   | 0-1   | .000  | 0-0    | .000 | 0-0    | .000  | 0   | 0   | 0   | 4.8 | 4  | 0  | 0 | 1  | 1   | 0   | 0   | 6.2 |
| Akron              | 12/28/13 | *  | 22  | 4-10  | .400  | 0-0    | .000 | 0-1    | .000  | 3   | 3   | 6   | 4.9 | 2  | 0  | 0 | 0  | 0   | 1   | 8   | 6.4 |
| Marshall           | 12/30/13 | *  | 14  | 6-7   | .857  | 0-0    | .000 | 0-0    | .000  | 2   | 0   | 2   | 4.7 | 5  | 1  | 0 | 0  | 0   | 1   | 12  | 6.8 |
| SC State           | 1/3/14   | *  | 32  | 5-11  | .455  | 0-0    | .000 | 0-1    | .000  | 4   | 7   | 11  | 5.2 | 3  | 0  | 0 | 3  | 1   | 1   | 10  | 7.1 |
| at Florida         | 1/8/14   | *  | 23  | 1-2   | .500  | 0-0    | .000 | 0-3    | .000  | 0   | 1   | 1   | 4.9 | 4  | 0  | 1 | 1  | 0   | 0   | 2   | 6.7 |
| LSU                | 1/11/14  | *  | 5   | 0-1   | .000  | 0-0    | .000 | 0-0    | .000  | 1   | 0   | 1   | 4.6 | 4  | 0  | 0 | 0  | 0   | 0   | 1   | 6.3 |
| at Texas A&M       | 1/15/14  | *  | 19  | 2-3   | .667  | 0-0    | .000 | 0-0    | .000  | 1   | 1   | 2   | 4.4 | 2  | 0  | 2 | 1  | 0   | 1   | 4   | 6.1 |
| Ole Miss           | 1/18/14  | *  | 16  | 1-2   | .500  | 0-0    | .000 | 0-3    | .000  | 1   | 0   | 1   | 4.2 | 3  | 0  | 1 | 0  | 0   | 2   | 3   | 5.9 |
| at Georgia         | 1/22/14  | *  | 15  | 0-5   | .000  | 0-0    | .000 | 1-2    | .500  | 3   | 2   | 5   | 4.3 | 4  | 0  | 0 | 1  | 2   | 1   | 1   | 5.6 |
| at Missouri        | 1/25/14  | *  | 30  | 1-6   | .167  | 0-0    | .000 | 1-2    | .500  | 2   | 1   | 3   | 4.2 | 3  | 0  | 0 | 1  | 0   | 0   | 3   | 5.5 |
| Texas A&M          | 1/29/14  | *  | 13  | 1-1   | 1.000 | 0-0    | .000 | 0-0    | .000  | 1   | 1   | 2   | 4.1 | 3  | 0  | 0 | 1  | 2   | 1   | 2   | 5.3 |
| at Ole Miss        | 2/1/14   | *  | 10  | 0-6   | .000  | 0-0    | .000 | 2-4    | .500  | 1   | 0   | 1   | 4.0 | 4  | 0  | 0 | 0  | 0   | 0   | 2   | 5.1 |
| Auburn             | 2/5/14   | *  | 20  | 3-4   | .750  | 0-0    | .000 | 0-1    | .000  | 1   | 2   | 3   | 3.9 | 4  | 0  | 1 | 0  | 1   | 0   | 6   | 5.2 |
| at Tennessee       | 2/8/14   | *  | 12  | 1-4   | .250  | 0-0    | .000 | 0-0    | .000  | 1   | 0   | 1   | 3.8 | 5  | 1  | 0 | 1  | 0   | 0   | 2   | 5.0 |
| Vanderbilt         | 2/12/14  | *  | 21  | 1-4   | .250  | 0-0    | .000 | 0-2    | .000  | 4   | 2   | 6   | 3.9 | 2  | 0  | 0 | 1  | 2   | 1   | 2   | 4.9 |
| Alabama            | 2/15/14  | *  | 9   | 0-1   | .000  | 0-0    | .000 | 0-0    | .000  | 0   | 1   | 1   | 3.8 | 3  | 0  | 0 | 1  | 0   | 0   | 0   | 4.7 |
| at Arkansas        | 2/19/14  |    |     |       |       |        |      |        |       |     |     |     |     |    |    |   |    |     |     |     |     |
| Georgia            | 2/22/14  |    |     |       |       |        |      |        |       |     |     |     |     |    |    |   |    |     |     |     |     |
| at Auburn          | 2/26/14  |    |     |       |       |        |      |        |       |     |     |     |     |    |    |   |    |     |     |     |     |
| Kentucky           | 3/1/14   |    |     |       |       |        |      |        |       |     |     |     |     |    |    |   |    |     |     |     |     |
| Florida            | 3/4/14   |    |     |       |       |        |      |        |       |     |     |     |     |    |    |   |    |     |     |     |     |
| at Miss. State     | 3/8/14   |    |     |       |       |        |      |        |       |     |     |     |     |    |    |   |    |     |     |     |     |

### SEASON NOTES

Earned the start and scored eight points and collected five rebounds in exhibition contest vs. USC Aiken (Nov. 3) ... Earned the start in first-career contest vs. Longwood (Nov. 9) ... Scored four points and collected six rebounds vs. the Lancers ... Scored nine points and collected six rebounds, posting first two blocks of the season at Baylor (Nov. 12) ... Scored nine points and collected five rebounds, including three on the offensive glass, in start at Clemson (Nov. 17) ... First career double-figure scoring game with 14 points in win vs. FIU (Nov. 24) ... Hit 7-of-10 from the field vs. the Panthers ... Matched season high with two blocks, and posted season high with two assists at No. 9/11 Oklahoma State (Dec. 6) ... Was in foul trouble early vs. USC Upstate (Dec. 19), played just 16 minutes, but pulled down a season high seven rebounds ... Solid in win vs. Saint Mary's (Dec. 22), scoring six points and pulling down a season and team high eight rebounds ... Scored six points vs. Boise State (Dec. 23) and matched season high with two blocked shots ... Was in foul trouble vs. Akron (Dec. 25), playing just nine minutes ... Scored eight points and collected six rebounds with one steal in home win vs. Akron (Dec. 28) ... Fouled out of Marshall contest (Dec. 30), but posted 12 points on 6-of-7 from the field ... First-career double-double with 10 points and a season high 11 rebounds vs. SC State (Jan. 3) in a season high 32 minutes ... First-career double-double with 10 points and a season high 11 rebounds vs. SC State (Jan. 3) in a season high 32 minutes ... Tied a season high in assists with two at Texas A&M (Jan. 15) ... Swiped two steals vs. Ole Miss (Jan. 18), which tied his season high ... Blocked two shots vs. Texas A&M (Jan. 29) ... Recorded six points, three rebounds and a block against Auburn (Feb. 5) ... Grabbed six rebounds, four offensive, and tied a season high in blocks with two in win vs. Vanderbilt (Feb. 13) ...

### CAREER STATISTICS

| Season  | GP-GS | Min | Avg  | FG | FGA | Pct  | 3FG | 3FGA | Pct  | FT | FTA | Pct  | Off | Def | Tot | Avg | PF | FO | Ast | TO | Blk | Stl | Pts | Avg |
|---------|-------|-----|------|----|-----|------|-----|------|------|----|-----|------|-----|-----|-----|-----|----|----|-----|----|-----|-----|-----|-----|
| 2013-14 | 25-22 | 485 | 19.4 | 55 | 131 | .420 | 0   | 0    | .000 | 8  | 35  | .229 | 45  | 49  | 94  | 3.8 | 90 | 6  | 9   | 21 | 18  | 13  | 118 | 4.7 |

### CAREER SEC STATISTICS

| Season | GP-GS | Min | Avg  | FG | FGA | Pct  | 3FG | 3FGA | Pct  | FT | FTA | Pct  | Off | Def | Tot | Avg | PF | FO | Ast | TO | Blk | Stl | Pts | Avg |
|--------|-------|-----|------|----|-----|------|-----|------|------|----|-----|------|-----|-----|-----|-----|----|----|-----|----|-----|-----|-----|-----|
| 2014   | 12-9  | 193 | 16.1 | 11 | 39  | .282 | 0   | 0    | .000 | 4  | 17  | .235 | 16  | 11  | 27  | 2.3 | 41 | 1  | 5   | 8  | 7   | 6   | 26  | 2.2 |



## #20 - JUSTIN MCKIE

FRESHMAN | GUARD | 6'4" | 195 | HS  
COLUMBIA, S.C./IRMO

### MCKIE'S SEASON HIGHS

**POINTS**

5, at Texas A&M (Jan. 15, 2014)

**FIELD GOALS**

2, at Texas A&M (Jan. 15, 2014)

**FIELD GOAL ATTEMPTS**

3, at Texas A&M (Jan. 15, 2014)

**3-POINT FIELD GOALS**

1, at Texas A&M (Jan. 15, 2014)

**3-POINT FIELD GOAL ATTEMPTS**

1, 4x, lat at Texas A&M (Jan. 15, 2014)

**FREE THROWS**

1, twice, last vs. Marshall (Dec. 30, 2013)

**FREE THROW ATTEMPTS**

2, twice, last vs. Marshall (Dec. 30, 2013)

**REBOUNDS**

4, twice, vs. Texas A&M (Jan. 29, 2014)

**ASSISTS**

2, twice, last at Ole Miss (Feb. 1, 2014)

**BLOCKS**

-

**STEALS**

1, twice, at Texas A&M (Jan. 15, 2014)

**MINUTES PLAYED**

11, at Texas A&M (Jan. 15, 2014)

### 2013-14

| Opponent           | Date     | GS | Min | FG-FGA | Pct | 3FG-FGA | Pct | FT-FTA | Pct | Off | Def | Tot | Avg | PF | FO | A | TO | Blk | Stl | Pts | Avg |
|--------------------|----------|----|-----|--------|-----|---------|-----|--------|-----|-----|-----|-----|-----|----|----|---|----|-----|-----|-----|-----|
| Longwood           | 11/9/13  | 4  | 0-1 | .000   | 0-0 | .000    | 0-0 | .000   | 0   | 0   | 0   | 0   | 0.0 | 0  | 0  | 0 | 0  | 0   | 0   | 0   | 0.0 |
| at Baylor          | 11/12/13 | 0+ | 0-0 | .000   | 0-0 | .000    | 0-0 | .000   | 0   | 0   | 0   | 0   | 0.0 | 0  | 0  | 0 | 0  | 0   | 0   | 0   | 0.0 |
| at Clemson         | 11/17/13 | 1  | 0-1 | .000   | 0-1 | .000    | 1-2 | .500   | 1   | 0   | 1   | 0.3 | 0.0 | 0  | 0  | 0 | 0  | 0   | 0   | 1   | 0.3 |
| Fla. International | 11/24/13 | -  | -   | -      | -   | -       | -   | -      | -   | -   | -   | -   | -   | -  | -  | - | -  | -   | -   | -   | -   |
| at Oklahoma St.    | 12/6/13  | -  | -   | -      | -   | -       | -   | -      | -   | -   | -   | -   | -   | -  | -  | - | -  | -   | -   | -   | -   |
| Manhattan          | 12/17/13 | 4  | 0-0 | .000   | 0-0 | .000    | 0-0 | .000   | 0   | 0   | 0   | 0.3 | 0.0 | 0  | 0  | 0 | 0  | 0   | 0   | 0   | 0.3 |
| USC Upstate        | 12/19/13 | -  | -   | -      | -   | -       | -   | -      | -   | -   | -   | -   | -   | -  | -  | - | -  | -   | -   | -   | -   |
| vs. Saint Mary's   | 12/22/13 | -  | -   | -      | -   | -       | -   | -      | -   | -   | -   | -   | -   | -  | -  | - | -  | -   | -   | -   | -   |
| vs. Boise State    | 12/23/13 | 5  | 0-1 | .000   | 0-1 | .000    | 0-0 | .000   | 0   | 1   | 1   | 0.4 | 1.0 | 0  | 0  | 0 | 0  | 0   | 0   | 0   | 0.2 |
| vs. Akron          | 12/25/13 | -  | -   | -      | -   | -       | -   | -      | -   | -   | -   | -   | -   | -  | -  | - | -  | -   | -   | -   | -   |
| Akron              | 12/28/13 | 4  | 0-0 | .000   | 0-0 | .000    | 0-0 | .000   | 0   | 0   | 0   | 0.3 | 0.0 | 0  | 0  | 0 | 0  | 0   | 0   | 0   | 0.2 |
| Marshall           | 12/30/13 | 4  | 1-3 | .333   | 0-1 | .000    | 1-2 | .500   | 2   | 2   | 4   | 0.9 | 0.0 | 0  | 0  | 0 | 0  | 1   | 3   | 0.6 |     |
| SC State           | 1/3/14   | -  | -   | -      | -   | -       | -   | -      | -   | -   | -   | -   | -   | -  | -  | - | -  | -   | -   | -   | -   |
| at Florida         | 1/8/14   | -  | -   | -      | -   | -       | -   | -      | -   | -   | -   | -   | -   | -  | -  | - | -  | -   | -   | -   | -   |
| LSU                | 1/11/14  | -  | -   | -      | -   | -       | -   | -      | -   | -   | -   | -   | -   | -  | -  | - | -  | -   | -   | -   | -   |
| at Texas A&M       | 1/15/14  | 11 | 2-3 | .667   | 1-2 | .500    | 0-0 | .000   | 0   | 3   | 3   | 1.1 | 1.0 | 0  | 0  | 0 | 1  | 5   | 1.1 |     |     |
| Ole Miss           | 1/18/14  | 1  | 0-0 | .000   | 0-0 | .000    | 0-0 | .000   | 0   | 0   | 1.0 | 0.0 | 0.0 | 0  | 0  | 0 | 0  | 0   | 0   | 1.0 |     |
| at Georgia         | 1/22/14  | -  | -   | -      | -   | -       | -   | -      | -   | -   | -   | -   | -   | -  | -  | - | -  | -   | -   | -   | -   |
| at Missouri        | 1/25/14  | 5  | 0-2 | .000   | 0-0 | .000    | 0-0 | .000   | 0   | 1   | 1   | 1.0 | 1.0 | 0  | 0  | 1 | 0  | 0   | 0.9 |     |     |
| Texas A&M          | 1/29/14  | 15 | 0-2 | .000   | 0-0 | .000    | 0-0 | .000   | 1   | 3   | 4   | 1.3 | 1.0 | 2  | 0  | 0 | 0  | 0   | 0.8 |     |     |
| at Ole Miss        | 2/1/14   | 7  | 0-1 | .000   | 0-1 | .000    | 0-0 | .000   | 0   | 1   | 1   | 1.3 | 2.0 | 2  | 0  | 0 | 0  | 0   | 0.8 |     |     |
| Auburn             | 2/5/14   | 7  | 0-1 | .000   | 0-1 | .000    | 0-0 | .000   | 0   | 1   | 1   | 1.2 | 1.0 | 1  | 1  | 0 | 0  | 0   | 0.7 |     |     |
| at Tennessee       | 2/8/14   | 4  | 0-0 | .000   | 0-0 | .000    | 0-0 | .000   | 0   | 0   | 0   | 1.1 | 0.0 | 0  | 0  | 1 | 0  | 0   | 0.6 |     |     |
| Vanderbilt         | 2/12/14  | 3  | 0-2 | .000   | 0-1 | .000    | 0-0 | .000   | 0   | 0   | 1   | 1.1 | 0.0 | 0  | 0  | 1 | 0  | 0   | 0.6 |     |     |
| Alabama            | 2/15/14  | -  | -   | -      | -   | -       | -   | -      | -   | -   | -   | -   | -   | -  | -  | - | -  | -   | -   | -   |     |
| at Arkansas        | 2/19/14  | -  | -   | -      | -   | -       | -   | -      | -   | -   | -   | -   | -   | -  | -  | - | -  | -   | -   | -   |     |
| Georgia            | 2/22/14  | -  | -   | -      | -   | -       | -   | -      | -   | -   | -   | -   | -   | -  | -  | - | -  | -   | -   | -   |     |
| at Auburn          | 2/26/14  | -  | -   | -      | -   | -       | -   | -      | -   | -   | -   | -   | -   | -  | -  | - | -  | -   | -   | -   |     |
| Kentucky           | 3/1/14   | -  | -   | -      | -   | -       | -   | -      | -   | -   | -   | -   | -   | -  | -  | - | -  | -   | -   | -   |     |
| Florida            | 3/4/14   | -  | -   | -      | -   | -       | -   | -      | -   | -   | -   | -   | -   | -  | -  | - | -  | -   | -   | -   |     |
| at Miss. State     | 3/8/14   | -  | -   | -      | -   | -       | -   | -      | -   | -   | -   | -   | -   | -  | -  | - | -  | -   | -   | -   |     |

### SEASON NOTES

Played 21 minutes, scoring six points and collecting four rebounds in exhibition action vs. USC Aiken (Nov. 3) ... Saw action in season opener vs. Longwood (Nov. 9), attempted one shot ... Scored first point of his career at Clemson (Nov. 17) ... Saw action vs. Manhattan (Dec. 17) ... Saw action vs. Boise State (Dec. 23) ... Collected four rebounds and a steal in four minutes vs. Marshall (Dec. 30) ... Posted season highs in points (5), field goals made (2), 3-point field goals made (1) and minutes (11) at Texas A&M (Jan. 15) ... Recorded season highs in assists (2) and rebounds (4) vs. Texas A&M (Jan. 29) ... Dished two assists at Ole Miss (Feb. 1) ...

### CAREER STATISTICS

| Season  | GP-GS | Min | Avg | FG | FGA | Pct  | 3FG | 3FGA | Pct  | FT | FTA | Pct  | Off | Def | Tot | Avg | PF | FO | Ast | TO | Blk | Stl | Pts | Avg |
|---------|-------|-----|-----|----|-----|------|-----|------|------|----|-----|------|-----|-----|-----|-----|----|----|-----|----|-----|-----|-----|-----|
| 2013-14 | 15-0  | 75  | 5.0 | 3  | 17  | .176 | 1   | 8    | .125 | 2  | 4   | .500 | 4   | 12  | 16  | 1.1 | 7  | 0  | 5   | 4  | 0   | 2   | 9   | 0.6 |

### CAREER SEC STATISTICS

| Season | GP-GS | Min | Avg | FG | FGA | Pct  | 3FG | 3FGA | Pct  | FT | FTA | Pct  | Off | Def | Tot | Avg | PF | FO | Ast | TO | Blk | Stl | Pts | Avg |
|--------|-------|-----|-----|----|-----|------|-----|------|------|----|-----|------|-----|-----|-----|-----|----|----|-----|----|-----|-----|-----|-----|
| 2014   | 8-0   | 53  | 6.6 | 2  | 11  | .182 | 1   | 5    | .200 | 0  | 0   | .000 | 1   | 9   | 10  | 1.3 | 6  | 0  | 5   | 4  | 0   | 1   | 5   | 0.6 |



## #10 - DUANE NOTICE

FRESHMAN | GUARD | 6'2" | 221 | HS  
 WOODBRIDGE, ONTARIO, CANADA/ST. THOMAS  
 MORE (OAKDALE, CONN.)

### 2013-14

| Opponent           | Date     | GS | Min | FG-FGA | Pct  | 3FG-3FGA | Pct   | FT-FTA | Pct   | Off | Def | Tot | Avg | PF | FO | A | TO | Blk | Stl | Pts | Avg |
|--------------------|----------|----|-----|--------|------|----------|-------|--------|-------|-----|-----|-----|-----|----|----|---|----|-----|-----|-----|-----|
| Longwood           | 11/9/13  | *  | 19  | 3-6    | .500 | 2-3      | .667  | 0-0    | .000  | 1   | 4   | 5   | 5.0 | 5  | 1  | 4 | 3  | 0   | 1   | 8   | 8.0 |
| at Baylor          | 11/12/13 |    | 12  | 1-2    | .500 | 0-0      | .000  | 0-0    | .000  | 0   | 1   | 1   | 3.0 | 3  | 0  | 2 | 1  | 0   | 1   | 2   | 5.0 |
| at Clemson         | 11/17/13 | *  | 20  | 1-7    | .142 | 0-2      | .000  | 0-0    | .000  | 2   | 1   | 3   | 3.0 | 2  | 0  | 2 | 4  | 0   | 0   | 2   | 4.0 |
| Fla. International | 11/24/13 |    | 1   | 0-0    | .000 | 0-0      | .000  | 0-0    | .000  | 0   | 0   | 0   | 0.0 | 0  | 0  | 1 | 0  | 0   | 0   | 0   | 3.0 |
| at Oklahoma St.    | 12/6/13  |    | 16  | 1-4    | .250 | 0-1      | .000  | 0-0    | .000  | 2   | 3   | 5   | 2.8 | 2  | 0  | 0 | 2  | 1   | 0   | 2   | 2.8 |
| Manhattan          | 12/17/13 |    | 7   | 0-0    | .000 | 0-0      | .000  | 0-0    | .000  | 0   | 0   | 0   | 2.3 | 1  | 0  | 1 | 3  | 0   | 0   | 7   | 2.3 |
| USC Upstate        | 12/19/13 |    | 14  | 1-2    | .500 | 1-1      | 1.000 | 2-2    | 1.000 | 0   | 0   | 0   | 2.0 | 1  | 0  | 3 | 0  | 0   | 1   | 5   | 2.7 |
| vs. Saint Mary's   | 12/22/13 | *  | 20  | 4-5    | .800 | 1-1      | 1.000 | 2-3    | .667  | 0   | 1   | 1   | 1.9 | 2  | 0  | 3 | 0  | 0   | 1   | 11  | 3.7 |
| vs. Boise State    | 12/23/13 | *  | 33  | 5-10   | .500 | 1-3      | .333  | 2-4    | .500  | 0   | 2   | 2   | 1.9 | 2  | 0  | 1 | 1  | 0   | 0   | 13  | 4.8 |
| vs. Akron          | 12/25/13 | *  | 33  | 7-12   | .583 | 0-1      | .000  | 1-2    | .500  | 1   | 4   | 5   | 2.2 | 0  | 0  | 1 | 4  | 0   | 1   | 15  | 5.8 |
| Akron              | 12/28/13 | *  | 26  | 0-4    | .000 | 0-2      | .000  | 3-4    | .750  | 0   | 4   | 4   | 2.4 | 3  | 0  | 6 | 1  | 1   | 0   | 3   | 5.5 |
| Marshall           | 12/30/13 | *  | 31  | 4-8    | .500 | 1-2      | .500  | 4-5    | .800  | 2   | 4   | 6   | 2.7 | 2  | 0  | 6 | 2  | 0   | 1   | 13  | 6.2 |
| SC State           | 1/3/14   | *  | 34  | 3-8    | .375 | 1-4      | .250  | 6-8    | .750  | 1   | 0   | 1   | 2.5 | 0  | 0  | 8 | 6  | 0   | 0   | 13  | 6.7 |
| at Florida         | 1/8/14   | *  | 33  | 2-4    | .500 | 1-2      | .500  | 3-5    | .600  | 1   | 0   | 1   | 2.4 | 0  | 0  | 3 | 5  | 0   | 0   | 8   | 6.8 |
| LSU                | 1/11/14  | *  | 8   | 0-0    | .000 | 0-0      | .000  | 0-0    | .000  | 0   | 0   | 0   | 0.0 | 0  | 0  | 2 | 3  | 0   | 1   | 0   | 0   |
| at Texas A&M       | 1/15/14  | *  | 28  | 3-7    | .428 | 1-3      | .333  | 5-7    | .714  | 1   | 2   | 3   | 2.3 | 3  | 0  | 5 | 1  | 1   | 1   | 12  | 6.7 |
| Ole Miss           | 1/18/14  | *  | 20  | 2-5    | .400 | 0-2      | .000  | 0-1    | .000  | 0   | 3   | 3   | 2.4 | 4  | 0  | 4 | 4  | 0   | 0   | 4   | 6.5 |
| at Georgia         | 1/22/14  | *  | 22  | 4-6    | .667 | 0-1      | .000  | 6-10   | .600  | 1   | 1   | 2   | 2.3 | 2  | 0  | 1 | 2  | 0   | 1   | 14  | 6.9 |
| at Missouri        | 1/25/14  | *  | 25  | 1-5    | .200 | 0-1      | .000  | 0-0    | .000  | 1   | 0   | 1   | 2.3 | 3  | 0  | 2 | 3  | 0   | 2   | 6   | 2.7 |
| Texas A&M          | 1/29/14  | *  | 29  | 6-8    | .750 | 1-2      | .500  | 6-6    | 1.000 | 0   | 4   | 4   | 2.4 | 1  | 0  | 3 | 5  | 0   | 1   | 19  | 7.3 |
| at Ole Miss        | 2/1/14   | *  | 34  | 4-8    | .500 | 0-1      | .000  | 1-3    | .333  | 1   | 2   | 3   | 2.4 | 2  | 0  | 4 | 8  | 0   | 2   | 9   | 7.4 |
| Auburn             | 2/5/14   | *  | 33  | 4-10   | .400 | 1-2      | .500  | 3-7    | .429  | 2   | 4   | 6   | 2.5 | 2  | 0  | 3 | 3  | 0   | 0   | 12  | 7.6 |
| at Tennessee       | 2/8/14   | *  | 36  | 4-10   | .400 | 0-1      | .000  | 1-1    | 1.000 | 1   | 3   | 4   | 2.6 | 2  | 0  | 0 | 2  | 0   | 0   | 9   | 7.7 |
| Vanderbilt         | 2/12/14  | *  | 37  | 4-13   | .308 | 1-1      | 1.00  | 1-2    | .500  | 2   | 2   | 4   | 2.7 | 4  | 0  | 2 | 2  | 0   | 1   | 10  | 7.8 |
| Alabama            | 2/15/14  | *  | 35  | 2-7    | .286 | 0-2      | .000  | 0-0    | .000  | 1   | 2   | 3   | 2.7 | 5  | 1  | 6 | 4  | 0   | 1   | 4   | 7.6 |
| at Arkansas        | 2/19/14  |    |     |        |      |          |       |        |       |     |     |     |     |    |    |   |    |     |     |     |     |
| Georgia            | 2/22/14  |    |     |        |      |          |       |        |       |     |     |     |     |    |    |   |    |     |     |     |     |
| at Auburn          | 2/26/14  |    |     |        |      |          |       |        |       |     |     |     |     |    |    |   |    |     |     |     |     |
| Kentucky           | 3/1/14   |    |     |        |      |          |       |        |       |     |     |     |     |    |    |   |    |     |     |     |     |
| Florida            | 3/4/14   |    |     |        |      |          |       |        |       |     |     |     |     |    |    |   |    |     |     |     |     |
| at Miss. State     | 3/8/14   |    |     |        |      |          |       |        |       |     |     |     |     |    |    |   |    |     |     |     |     |

### CAREER STATISTICS

| Season  | GP-GS | Min | Avg  | FG | FGA | Pct  | 3FG | 3FGA | Pct  | FT | FTA | Pct  | Off | Def | Tot | Avg | PF | FO | Ast | TO | Blk | Stl | Pts | Avg |
|---------|-------|-----|------|----|-----|------|-----|------|------|----|-----|------|-----|-----|-----|-----|----|----|-----|----|-----|-----|-----|-----|
| 2013-14 | 25-20 | 606 | 24.2 | 66 | 151 | .437 | 12  | 38   | .316 | 46 | 70  | .657 | 20  | 47  | 67  | 2.7 | 53 | 2  | 72  | 67 | 3   | 14  | 190 | 7.6 |

### CAREER SEC STATISTICS

| Season | GP-GS | Min | Avg  | FG | FGA | Pct  | 3FG | 3FGA | Pct  | FT | FTA | Pct  | Off | Def | Tot | Avg | PF | FO | Ast | TO | Blk | Stl | Pts | Avg |
|--------|-------|-----|------|----|-----|------|-----|------|------|----|-----|------|-----|-----|-----|-----|----|----|-----|----|-----|-----|-----|-----|
| 2014   | 12-12 | 340 | 28.3 | 36 | 83  | .434 | 5   | 18   | .278 | 26 | 42  | .619 | 11  | 23  | 34  | 2.8 | 30 | 1  | 34  | 40 | 1   | 7   | 103 | 8.6 |

### NOTICE'S SEASON HIGHS

#### POINTS

19, vs. vs. Texas A&M (Jan. 29, 2014)

#### FIELD GOALS

7, vs. Akron (Dec. 25, 2013)

#### FIELD GOAL ATTEMPTS

13, vs. Vanderbilt (Feb. 13, 2013)

#### 3-POINT FIELD GOALS

2, vs. Longwood (Nov. 9, 2013)

#### 3-POINT FIELD GOAL ATTEMPTS

3, 3x, last at Texas A&M (Jan. 15, 2014)

#### FREE THROWS

6, twice, vs. Texas A&M (Jan. 29, 2014)

#### FREE THROW ATTEMPTS

10, at Georgia (Jan. 22, 2014)

#### REBOUNDS

6, twice, last vs. Auburn (Feb. 5, 2014)

#### ASSISTS

8, vs. SC State (Jan. 3, 2014)

#### BLOCKS

1, 3x, last at Texas A&M (Jan. 15, 2014)

#### STEALS

2, at Ole Miss (Feb. 1, 2014)

#### MINUTES PLAYED

37, vs. Vanderbilt (Feb. 13, 2014)

### SEASON NOTES

Dished six assists in 19 minutes before hampered by cramps in exhibition contest vs. USC Aiken (Nov. 3) ... Posted four assists and scored eight points, including two made 3s, in season opener vs. Longwood (Nov. 9) ... Earned the start vs. the Lancers in college debut ... Dished two assists, adding two points and a steal at Baylor (Nov. 12) ... Scored four points and dished two assists at Clemson (Nov. 17) ... Matched season high with five rebounds at No. 9/11 Oklahoma State (Dec. 6) ... Scored five points and dished three assists vs. USC Upstate (Dec. 19) ... Flourished at Diamond Head Classic, posting a season high in points in each consecutive game ... Tallied double-figures with 11 points vs. Saint Mary's (Dec. 22), 13 vs. Boise State (Dec. 23) and a team and season high 15 vs. Akron (Dec. 25) ... Collected five rebounds to match season high vs. the Zips ... Dished season high six assists in home win vs. Akron (Dec. 28) ... Matched season high for second straight game with six assists in win vs. Marshall (Dec. 30); also 6 rebounds and 13 points for fourth-straight game in double-figures ... Recorded a season high with eight assists to go with 13 points, including season high numbers from the free throw line going 6-for-8 while playing in a season high 34 minutes vs. SC State (Jan. 3) ... Scored eight points dished three assists at No. 10/11 Florida (Jan. 8) ... Went a 5-of-7 from the foul line as he scored 12 points and dished five assists and grabbed three rebounds ... Dished four assists vs. Ole Miss (Jan. 18) ... Went 4-for-6 from the field and 6-for-10 from the foul line in a 14-point effort at Georgia (Jan. 22) ... Posted a career high 19 points on 6-of-8 shooting vs. Texas A&M (Jan. 29), including a 6-for-6 effort from the charity stripe ... Also grabbed four rebounds and dished three assists against the Aggies ... Scored nine points to go with four assists and three rebounds at Ole Miss (Feb. 1) ... Also had a career high two steals against the Rebels ... Scored 12 points, grabbed six rebounds and dished three assists vs. Auburn (Feb. 5) ... Recorded 10 points, four rebounds and two assists in win vs. Vanderbilt (Feb. 13) ... Dished a team-high six assists vs. Alabama (Feb. 15) ...





## #32 - DESMOND RINGER

FRESHMAN | FORWARD | 6'9" | 255 | HS  
MCDONOUGH, GA. / EAGLE'S LANDING

### 2013-14

| Opponent           | Date     | GS | Min | FG-FGA | Pct | 3FG-FGA | Pct | FT-FTA | Pct | Off | Def | Tot | Avg | PF | FO | A | TO | Blk | Stl | Pts | Avg |
|--------------------|----------|----|-----|--------|-----|---------|-----|--------|-----|-----|-----|-----|-----|----|----|---|----|-----|-----|-----|-----|
| Longwood           | 11/9/13  | 7  | 0-0 | .000   | 0-0 | .000    | 0-0 | .000   | 0   | 0   | 0   | 0.0 | 0   | 0  | 0  | 0 | 1  | 0   | 0   | 0   | 0.0 |
| at Baylor          | 11/12/13 | 9  | 0-1 | .000   | 0-0 | .000    | 1-3 | .333   | 1   | 0   | 1   | 0.5 | 3   | 0  | 0  | 0 | 0  | 0   | 0   | 1   | 0.5 |
| at Clemson         | 11/17/13 | 10 | 1-3 | .333   | 0-0 | .000    | 2-2 | 1.000  | 0   | 1   | 1   | 0.7 | 3   | 0  | 1  | 0 | 0  | 0   | 4   | 1.7 |     |
| Fla. International | 11/24/13 | 4  | 0-0 | .000   | 0-0 | .000    | 0-0 | .000   | 1   | 0   | 1   | 0.8 | 2   | 0  | 0  | 1 | 0  | 0   | 0   | 1.3 |     |
| at Oklahoma St.    | 12/6/13  | 15 | 1-4 | .250   | 0-0 | .000    | 1-2 | .500   | 2   | 3   | 5   | 1.6 | 4   | 0  | 0  | 1 | 0  | 0   | 3   | 1.6 |     |
| Manhattan          | 12/17/13 | 5  | 2-2 | 1.000  | 0-0 | .000    | 0-2 | .000   | 0   | 0   | 0   | 1.3 | 0   | 0  | 0  | 0 | 0  | 0   | 4   | 2.0 |     |
| USC Upstate        | 12/19/13 | 14 | 1-3 | .333   | 0-0 | .000    | 0-0 | .000   | 1   | 1   | 2   | 1.4 | 4   | 0  | 0  | 1 | 2  | 0   | 2   | 2.0 |     |
| vs. Saint Mary's   | 12/22/13 | 12 | 0-1 | .000   | 0-0 | .000    | 3-6 | .500   | 0   | 0   | 0   | 1.3 | 3   | 0  | 0  | 1 | 0  | 0   | 3   | 2.1 |     |
| vs. Boise State    | 12/23/13 | 9  | 0-1 | .000   | 0-0 | .000    | 0-0 | .000   | 0   | 0   | 0   | 1.1 | 2   | 0  | 0  | 1 | 0  | 0   | 0   | 1.9 |     |
| vs. Akron          | 12/25/13 | 26 | 1-5 | .200   | 0-0 | .000    | 2-4 | .500   | 3   | 2   | 5   | 1.5 | 3   | 0  | 1  | 0 | 1  | 1   | 4   | 2.1 |     |
| Akron              | 12/28/13 | 7  | 3-4 | .750   | 0-0 | .000    | 0-0 | .000   | 3   | 1   | 4   | 1.7 | 3   | 0  | 1  | 0 | 0  | 0   | 6   | 2.5 |     |
| Marshall           | 12/30/13 | 14 | 2-4 | .500   | 0-0 | .000    | 0-0 | .000   | 1   | 6   | 7   | 2.2 | 3   | 0  | 0  | 1 | 0  | 0   | 4   | 2.6 |     |
| SC State           | 1/3/14   | 1  | 0-0 | .000   | 0-0 | .000    | 0-0 | .000   | 0   | 0   | 0   | 2.0 | 0   | 0  | 0  | 1 | 0  | 0   | 0   | 2.4 |     |
| at Florida         | 1/8/14   | 20 | 2-4 | .500   | 0-0 | .000    | 3-3 | 1.000  | 1   | 3   | 4   | 2.1 | 4   | 0  | 0  | 1 | 0  | 0   | 7   | 2.7 |     |
| LSU                | 1/11/14  | 23 | 0-1 | .000   | 0-0 | .000    | 2-2 | 1.000  | 1   | 4   | 5   | 2.3 | 2   | 0  | 2  | 2 | 0  | 0   | 2   | 2.7 |     |
| at Texas A&M       | 1/15/14  | 13 | 3-3 | 1.000  | 0-0 | .000    | 3-6 | .500   | 3   | 4   | 7   | 2.6 | 4   | 0  | 2  | 2 | 0  | 0   | 9   | 3.1 |     |
| Ole Miss           | 1/18/14  | 12 | 0-3 | .000   | 0-0 | .000    | 2-2 | 1.000  | 0   | 1   | 1   | 2.5 | 3   | 0  | 1  | 0 | 0  | 0   | 2   | 3.0 |     |
| at Georgia         | 1/22/14  | 14 | 0-0 | .000   | 0-0 | .000    | 0-0 | .000   | 0   | 0   | 0   | 2.4 | 4   | 0  | 0  | 0 | 0  | 0   | 0   | 2.8 |     |
| at Missouri        | 1/25/14  | +0 | 0-0 | .000   | 0-0 | .000    | 0-0 | .000   | 0   | 0   | 0   | 2.3 | 0   | 0  | 0  | 0 | 0  | 1   | 0   | 2.7 |     |
| Texas A&M          | 1/29/14  | 5  | 0-1 | .000   | 0-0 | .000    | 0-0 | .000   | 1   | 0   | 1   | 2.2 | 0   | 0  | 0  | 0 | 0  | 0   | 0   | 2.6 |     |
| at Ole Miss        | 2/1/14   | -  | -   | -      | -   | -       | -   | -      | -   | -   | -   | -   | -   | -  | -  | - | -  | -   | -   | -   | -   |
| Auburn             | 2/5/14   | 2  | 0-0 | .000   | 0-0 | .000    | 0-0 | .000   | 0   | 0   | 0   | 2.1 | 1   | 0  | 0  | 1 | 0  | 0   | 0   | 2.4 |     |
| at Tennessee       | 2/8/14   | 9  | 1-1 | 1.000  | 0-0 | .000    | 1-1 | 1.000  | 2   | 1   | 3   | 2.1 | 0   | 0  | 0  | 1 | 0  | 0   | 3   | 2.5 |     |
| Vanderbilt         | 2/12/14  | -  | -   | -      | -   | -       | -   | -      | -   | -   | -   | -   | -   | -  | -  | - | -  | -   | -   | -   | -   |
| Alabama            | 2/15/14  | -  | -   | -      | -   | -       | -   | -      | -   | -   | -   | -   | -   | -  | -  | - | -  | -   | -   | -   | -   |
| at Arkansas        | 2/19/14  | -  | -   | -      | -   | -       | -   | -      | -   | -   | -   | -   | -   | -  | -  | - | -  | -   | -   | -   | -   |
| Georgia            | 2/22/14  | -  | -   | -      | -   | -       | -   | -      | -   | -   | -   | -   | -   | -  | -  | - | -  | -   | -   | -   | -   |
| at Auburn          | 2/26/14  | -  | -   | -      | -   | -       | -   | -      | -   | -   | -   | -   | -   | -  | -  | - | -  | -   | -   | -   | -   |
| Kentucky           | 3/1/14   | -  | -   | -      | -   | -       | -   | -      | -   | -   | -   | -   | -   | -  | -  | - | -  | -   | -   | -   | -   |
| Florida            | 3/4/14   | -  | -   | -      | -   | -       | -   | -      | -   | -   | -   | -   | -   | -  | -  | - | -  | -   | -   | -   | -   |
| at Miss. State     | 3/8/14   | -  | -   | -      | -   | -       | -   | -      | -   | -   | -   | -   | -   | -  | -  | - | -  | -   | -   | -   | -   |

### CAREER STATISTICS

| Season  | GP-GS | Min | Avg  | FG | FGA | Pct  | 3FG | 3FGA | Pct  | FT | FTA | Pct  | Off | Def | Tot | Avg | PF | FO | Ast | TO | Blk | Stl | Pts | Avg |
|---------|-------|-----|------|----|-----|------|-----|------|------|----|-----|------|-----|-----|-----|-----|----|----|-----|----|-----|-----|-----|-----|
| 2013-14 | 22-1  | 246 | 11.2 | 17 | 41  | .415 | 0   | 0    | .000 | 20 | 32  | .625 | 20  | 27  | 47  | 2.1 | 48 | 0  | 6   | 15 | 4   | 1   | 54  | 2.5 |

### CAREER SEC STATISTICS

| Season | GP-GS | Min | Avg  | FG | FGA | Pct  | 3FG | 3FGA | Pct  | FT | FTA | Pct  | Off | Def | Tot | Avg | PF | FO | Ast | TO | Blk | Stl | Pts | Avg |
|--------|-------|-----|------|----|-----|------|-----|------|------|----|-----|------|-----|-----|-----|-----|----|----|-----|----|-----|-----|-----|-----|
| 2014   | 10-9  | 163 | 16.3 | 10 | 34  | .294 | 0   | 0    | .000 | 4  | 15  | .267 | 12  | 8   | 20  | 2.0 | 36 | 1  | 5   | 6  | 5   | 5   | 24  | 2.4 |

### RINGER'S SEASON HIGHS

#### POINTS

9, at Texas A&M (Jan. 15, 2014)

#### FIELD GOALS

3, at Texas A&M (Jan. 15, 2014)

#### FIELD GOAL ATTEMPTS

5, vs. Akron (Dec. 25, 2013)

#### 3-POINT FIELD GOALS

-

#### 3-POINT FIELD GOAL ATTEMPTS

-

#### FREE THROWS

3, 3x, last at Texas A&M (Jan. 15, 2014)

#### FREE THROW ATTEMPTS

6, twice, at Texas A&M (Jan. 15, 2014)

#### REBOUNDS

7, twice, at Texas A&M (Jan. 15, 2014)

#### ASSISTS

2, at Texas A&M (Jan. 15, 2014)

#### BLOCKS

2, vs. USC Upstate (Dec. 19, 2013)

#### STEALS

-

#### MINUTES PLAYED

28, at Texas A&M (Jan. 15, 2014)

### SEASON NOTES

Earned one steal and collected three rebounds in exhibition contest vs. USC Aiken (Nov. 3) ... Saw action vs. Longwood (Nov. 9) ... Posted one point at the free throw line vs. Baylor (Nov. 12) ... Posted four points and collected an assists at Clemson (Nov. 17) ... Collected season high five rebounds in 15 minutes played at No. 9/11 Oklahoma State (Dec. 6) ... Scored four points vs. Manhattan (Dec. 17) ... Was in foul trouble early, but blocked two shots vs. USC Upstate (Dec. 19) ... Solid at Diamond Head Classic; scored three points vs. Saint Mary's (Dec. 22) and posted four points and five rebounds in a season high 26 minutes in win vs. Akron (Dec. 25) ... Scored six points in seven minutes, with four rebounds, in home win vs. Akron (Dec. 28) ... Pulled down a team and season high seven rebounds in win vs. Marshall (Dec. 30) ... Recorded a season high seven points, hitting 3-of-3 free throw attempts, and pulling down four rebounds at No. 10/11 Florida ... Collected five rebounds vs. LSU (Jan. 11) ... Posted season highs in points (9), field goals made (3), assists (2) and minutes (28) at Texas A&M (Jan. 15), while matching highs in free throws made (3), attempted (6) and rebounds (7) ...



## #5 - JAYLEN SHAW

FRESHMAN | GUARD | 6'0" | 182 | HS  
HARTSVILLE, S.C./HARTSVILLE

### SHAW'S SEASON HIGHS

**POINTS**

16, vs. FIU (Nov. 24, 2013)

**FIELD GOALS**

6, vs. FIU (Nov. 24, 2013)

**FIELD GOAL ATTEMPTS**

10, vs. FIU (Nov. 24, 2013)

**3-POINT FIELD GOALS**

4, vs. FIU (Nov. 24, 2013)

**3-POINT FIELD GOAL ATTEMPTS**

7, vs. FIU (Nov. 24, 2013)

**FREE THROWS**

6, at Georgia (Jan. 22, 2014)

**FREE THROW ATTEMPTS**

6, vs. at Georgia (Jan. 22, 2014)

**REBOUNDS**

2, twice, last vs. LSU (Jan. 11, 2014)

**ASSISTS**

5, vs. FIU (Nov. 24, 2013)

**BLOCKS**

1, vs. Akron (Dec. 28, 2013)

**STEALS**

2, at Georgia (Jan. 22, 2014)

**MINUTES PLAYED**

26, vs. FIU (Nov. 24, 2013)

### 2013-14

| Opponent           | Date     | GS | Min  | FG-FGA | Pct | 3FG-FGA | Pct | FT-FTA | Pct | Off | Def | Tot | Avg | PF | FO | A | TO | Blk | Stl | Pts | Avg |
|--------------------|----------|----|------|--------|-----|---------|-----|--------|-----|-----|-----|-----|-----|----|----|---|----|-----|-----|-----|-----|
| Longwood           | 11/9/13  | 3  | 0-1  | .000   | 0-1 | .000    | 2-2 | 1.000  | 0   | 0   | 0   | 0.0 | 1   | 0  | 1  | 1 | 0  | 0   | 2   | 2.0 |     |
| at Baylor          | 11/12/13 | -  | -    | -      | -   | -       | -   | -      | -   | -   | -   | -   | -   | -  | -  | - | -  | -   | -   | -   | -   |
| at Clemson         | 11/17/13 | 1  | 0-0  | .000   | 0-0 | .000    | 0-0 | .000   | 0   | 0   | 0   | 0.0 | 0   | 0  | 1  | 0 | 0  | 0   | 0   | 1.0 |     |
| Fla. International | 11/24/13 | 26 | 6-10 | .600   | 4-7 | .571    | 0-0 | .000   | 0   | 2   | 2   | 2.0 | 2.7 | 2  | 0  | 5 | 2  | 0   | 0   | 16  | 6.0 |
| at Oklahoma St.    | 12/6/13  | 20 | 4-5  | .800   | 3-4 | .750    | 2-3 | .667   | 0   | 1   | 1   | 0.8 | 2   | 0  | 3  | 0 | 0  | 0   | 13  | 7.8 |     |
| Manhattan          | 12/17/13 | 15 | 0-2  | .000   | 0-0 | .000    | 0-0 | .000   | 0   | 1   | 1   | 0.8 | 1   | 0  | 2  | 2 | 0  | 0   | 0   | 6.2 |     |
| USC Upstate        | 12/19/13 | 3  | 0-0  | .000   | 0-0 | .000    | 0-0 | .000   | 0   | 0   | 0   | 0.7 | 0   | 0  | 1  | 0 | 0  | 0   | 0   | 5.2 |     |
| vs. Saint Mary's   | 12/22/13 | 5  | 0-0  | .000   | 0-0 | .000    | 0-1 | .000   | 0   | 0   | 0   | 0.6 | 0   | 0  | 0  | 0 | 0  | 1   | 0   | 4.4 |     |
| vs. Boise State    | 12/23/13 | 2  | 0-0  | .000   | 0-0 | .000    | 0-0 | .000   | 0   | 0   | 0   | 0.5 | 0   | 0  | 0  | 0 | 0  | 0   | 0   | 3.9 |     |
| vs. Akron          | 12/25/13 | 1  | 0-0  | .000   | 0-0 | .000    | 0-0 | .000   | 0   | 0   | 0   | 0.4 | 0   | 0  | 0  | 0 | 0  | 0   | 0   | 3.4 |     |
| Akron              | 12/28/13 | 8  | 1-1  | 1.000  | 0-0 | .000    | 1-1 | 1.000  | 0   | 0   | 0   | 0.4 | 0   | 0  | 3  | 1 | 1  | 0   | 3   | 3.4 |     |
| Marshall           | 12/30/13 | 17 | 0-2  | .000   | 0-0 | .000    | 4-4 | 1.000  | 0   | 1   | 1   | 0.5 | 1   | 0  | 1  | 0 | 0  | 0   | 4   | 3.5 |     |
| SC State           | 1/3/14   | 9  | 2-4  | .500   | 1-3 | .333    | 0-0 | .000   | 0   | 1   | 1   | 0.5 | 2   | 0  | 0  | 0 | 0  | 0   | 5   | 3.6 |     |
| at Florida         | 1/8/14   | 7  | 0-1  | .000   | 0-0 | .000    | 0-0 | .000   | 0   | 0   | 0   | 0.5 | 1   | 0  | 0  | 0 | 0  | 0   | 0   | 3.3 |     |
| LSU                | 1/11/14  | 14 | 1-1  | 1.000  | 0-0 | .000    | 2-2 | 1.000  | 0   | 2   | 2   | 0.6 | 4   | 0  | 2  | 3 | 0  | 0   | 4   | 3.4 |     |
| at Texas A&M       | 1/15/14  | 13 | 0-2  | .000   | 0-2 | .000    | 0-0 | .000   | 0   | 0   | 0   | 0.5 | 2   | 0  | 0  | 0 | 0  | 0   | 0   | 3.1 |     |
| Ole Miss           | 1/18/14  | 24 | 2-5  | .400   | 2-5 | .400    | 3-4 | .750   | 0   | 3   | 3   | 0.7 | 4   | 0  | 3  | 3 | 0  | 1   | 9   | 3.5 |     |
| at Georgia         | 1/22/14  | 19 | 2-5  | .400   | 2-3 | .667    | 6-6 | 1.000  | 0   | 0   | 0   | 0.6 | 1   | 0  | 0  | 2 | 0  | 2   | 12  | 4.0 |     |
| at Missouri        | 1/25/14  | 10 | 0-1  | .000   | 0-1 | .000    | 0-0 | .000   | 0   | 0   | 0   | 0.6 | 4   | 0  | 1  | 0 | 0  | 0   | 0   | 3.8 |     |
| Texas A&M          | 1/29/14  | 10 | 0-2  | .000   | 0-1 | .000    | 0-0 | .000   | 0   | 0   | 0   | 0.6 | 1   | 0  | 2  | 1 | 0  | 1   | 0   | 3.6 |     |
| at Ole Miss        | 2/1/14   | 6  | 0-0  | .000   | 0-0 | .000    | 0-0 | .000   | 0   | 1   | 1   | 0.6 | 1   | 0  | 0  | 0 | 0  | 0   | 0   | 3.4 |     |
| Auburn             | 2/5/14   | 2  | 0-0  | .000   | 0-0 | .000    | 0-0 | .000   | 0   | 0   | 0   | 0.6 | 0   | 0  | 0  | 0 | 0  | 0   | 0   | 3.2 |     |
| at Tennessee       | 2/8/14   | -  | -    | -      | -   | -       | -   | -      | -   | -   | -   | -   | -   | -  | -  | - | -  | -   | -   | -   | -   |
| Vanderbilt         | 2/12/14  | -  | -    | -      | -   | -       | -   | -      | -   | -   | -   | -   | -   | -  | -  | - | -  | -   | -   | -   | -   |
| Alabama            | 2/15/14  | 17 | 3-5  | .600   | 2-2 | 1.000   | 0-0 | .000   | 0   | 0   | 0   | 0.5 | 0   | 0  | 1  | 1 | 0  | 1   | 8   | 3.5 |     |
| at Arkansas        | 2/19/14  |    |      |        |     |         |     |        |     |     |     |     |     |    |    |   |    |     |     |     |     |
| Georgia            | 2/22/14  |    |      |        |     |         |     |        |     |     |     |     |     |    |    |   |    |     |     |     |     |
| at Auburn          | 2/26/14  |    |      |        |     |         |     |        |     |     |     |     |     |    |    |   |    |     |     |     |     |
| Kentucky           | 3/1/14   |    |      |        |     |         |     |        |     |     |     |     |     |    |    |   |    |     |     |     |     |
| Florida            | 3/4/14   |    |      |        |     |         |     |        |     |     |     |     |     |    |    |   |    |     |     |     |     |
| at Miss. State     | 3/8/14   |    |      |        |     |         |     |        |     |     |     |     |     |    |    |   |    |     |     |     |     |

### SEASON NOTES

Posted six points and one assist in exhibition contest vs. USC Aiken (Nov. 3) ... Scored two points at the free throw line and dished one assist in college debut vs. Longwood (Nov. 9) ... Collected an assist at Clemson (Nov. 17) ... Huge off the bench with 16 points on 6-of-10 shooting, including four 3s in win vs. FIU (Nov. 24) ... Also dished five assists vs. the Panthers ... Scored double-digits off the bench for second-straight game, posting 13 points at No. 9/11 Oklahoma State (Dec. 6) ... Also dished three assists vs. the Cowboys ... Collected first steal of the season vs. Saint Mary's (Dec. 22) ... Saw action vs. Akron (Dec. 28), scoring three points and dishing three assists ... A perfect 4-of-4 from the free throw line in win vs. Marshall (Dec. 30) ... Scored five points vs. SC State (Jan. 3) ... Scored four points recorded two rebounds and two assists vs. LSU (Jan. 11) ... Recorded nine points, including a 2-for-5 effort from beyond the arc vs. Ole Miss (Jan. 18) ... Scored 12 points, hitting 2-of-5 from 3-point range and going a perfect 6-for-6 from the foul line, at Georgia (Jan. 22) ... Also recorded a season high two steals against the Bulldogs ... Recorded two assists and a steal vs. Texas A&M (Jan. 29) ... Scored eight points, going 2-of-2 from beyond the arc, vs. Alabama (Feb. 15) ...

### CAREER STATISTICS

| Season  | GP-GS | Min | Avg  | FG | FGA | Pct  | 3FG | 3FGA | Pct  | FT | FTA | Pct  | Off | Def | Tot | Avg | PF | FO | Ast | TO | Blk | Stl | Pts | Avg |
|---------|-------|-----|------|----|-----|------|-----|------|------|----|-----|------|-----|-----|-----|-----|----|----|-----|----|-----|-----|-----|-----|
| 2013-14 | 22-0  | 232 | 10.5 | 21 | 47  | .447 | 14  | 29   | .483 | 20 | 23  | .870 | 0   | 12  | 12  | 0.5 | 27 | 0  | 28  | 16 | 1   | 6   | 76  | 3.5 |

### CAREER SEC STATISTICS

| Season | GP-GS | Min | Avg  | FG | FGA | Pct  | 3FG | 3FGA | Pct  | FT | FTA | Pct  | Off | Def | Tot | Avg | PF | FO | Ast | TO | Blk | Stl | Pts | Avg |
|--------|-------|-----|------|----|-----|------|-----|------|------|----|-----|------|-----|-----|-----|-----|----|----|-----|----|-----|-----|-----|-----|
| 2014   | 10-0  | 122 | 12.2 | 8  | 22  | .364 | 6   | 14   | .429 | 11 | 12  | .917 | 0   | 6   | 6   | 0.6 | 18 | 0  | 11  | 10 | 0   | 5   | 33  | 3.3 |



## #15 - REGGIE THEUS JR.

FRESHMAN | FORWARD | 6'6" | 210 | HS

LOS ANGELES, CALIF./FAIRFAX

### THEUS JR.'S SEASON HIGHS

**POINTS**

3, vs. Marshall (Dec. 30, 2013)

**FIELD GOALS**

1, twice, last vs. Marshall (Dec. 30, 2013)

**FIELD GOAL ATTEMPTS**

2, twice, last vs. Marshall (Dec. 30, 2013)

**3-POINT FIELD GOALS**

-

**3-POINT FIELD GOAL ATTEMPTS**

-

**FREE THROWS**

1, twice, vs. Texas A&M (Jan. 29, 2014)

**FREE THROW ATTEMPTS**

4, vs. Marshall (Dec. 30, 2013)

**REBOUNDS**

3, vs. Marshall (Dec. 30, 2013)

**ASSISTS**

1, vs. Marshall (Dec. 30, 2013)

**BLOCKS**

-

**STEALS**

1, twice, last at Georgia (Jan. 22, 2014)

**MINUTES PLAYED**

13, at Georgia (Jan. 22, 2014)

### 2013-14

| Opponent           | Date     | GS | Min | FG-FGA | Pct | 3FG-FGA | Pct | FT-FTA | Pct | Off | Def | Tot | Avg | PF | FO | A | TO | Blk | Stl | Pts | Avg |
|--------------------|----------|----|-----|--------|-----|---------|-----|--------|-----|-----|-----|-----|-----|----|----|---|----|-----|-----|-----|-----|
| Longwood           | 11/9/13  | 2  | 0-0 | .000   | 0-0 | .000    | 0-0 | .000   | 0   | 0   | 0   | 0.0 | 0   | 0  | 0  | 0 | 0  | 0   | 0   | 0   | 0.0 |
| at Baylor          | 11/12/13 | -  | -   | -      | -   | -       | -   | -      | -   | -   | -   | -   | -   | -  | -  | - | -  | -   | -   | -   | -   |
| at Clemson         | 11/17/13 | 1  | 0-1 | .000   | 0-0 | .000    | 0-0 | .000   | 0   | 1   | 1   | 0.5 | 0   | 0  | 0  | 0 | 0  | 0   | 0   | 0   | 0.0 |
| Fla. International | 11/24/13 | -  | -   | -      | -   | -       | -   | -      | -   | -   | -   | -   | -   | -  | -  | - | -  | -   | -   | -   | -   |
| at Oklahoma St.    | 12/6/13  | -  | -   | -      | -   | -       | -   | -      | -   | -   | -   | -   | -   | -  | -  | - | -  | -   | -   | -   | -   |
| Manhattan          | 12/17/13 | 2  | 0-0 | .000   | 0-0 | .000    | 0-0 | .000   | 0   | 0   | 0   | 0.3 | 0   | 0  | 0  | 0 | 0  | 0   | 0   | 0   | 0.0 |
| USC Upstate        | 12/19/13 | -  | -   | -      | -   | -       | -   | -      | -   | -   | -   | -   | -   | -  | -  | - | -  | -   | -   | -   | -   |
| vs. Saint Mary's   | 12/22/13 | -  | -   | -      | -   | -       | -   | -      | -   | -   | -   | -   | -   | -  | -  | - | -  | -   | -   | -   | -   |
| vs. Boise State    | 12/23/13 | 4  | 1-1 | 1.000  | 0-0 | .000    | 0-0 | .000   | 0   | 1   | 1   | 0.5 | 0   | 0  | 0  | 0 | 0  | 1   | 2   | 0.5 |     |
| vs. Akron          | 12/25/13 | -  | -   | -      | -   | -       | -   | -      | -   | -   | -   | -   | -   | -  | -  | - | -  | -   | -   | -   | -   |
| Akron              | 12/28/13 | 4  | 0-2 | .000   | 0-0 | .000    | 0-0 | .000   | 0   | 0   | 0   | 0.4 | 0   | 0  | 0  | 0 | 0  | 0   | 0   | 0   | 0.4 |
| Marshall           | 12/30/13 | 4  | 1-2 | .500   | 0-0 | .000    | 1-4 | .250   | 3   | 0   | 3   | 0.8 | 0   | 0  | 1  | 0 | 0  | 0   | 3   | 0.8 |     |
| SC State           | 1/3/14   | -  | -   | -      | -   | -       | -   | -      | -   | -   | -   | -   | -   | -  | -  | - | -  | -   | -   | -   | -   |
| at Florida         | 1/8/14   | -  | -   | -      | -   | -       | -   | -      | -   | -   | -   | -   | -   | -  | -  | - | -  | -   | -   | -   | -   |
| LSU                | 1/11/14  | -  | -   | -      | -   | -       | -   | -      | -   | -   | -   | -   | -   | -  | -  | - | -  | -   | -   | -   | -   |
| at Texas A&M       | 1/15/14  | +0 | 0-0 | .000   | 0-0 | .000    | 0-0 | .000   | 0   | 0   | 0   | 0.7 | 1   | 0  | 0  | 0 | 0  | 0   | 0   | 0   | 0.7 |
| Ole Miss           | 1/18/14  | -  | -   | -      | -   | -       | -   | -      | -   | -   | -   | -   | -   | -  | -  | - | -  | -   | -   | -   | -   |
| at Georgia         | 1/22/14  | 13 | 0-1 | .000   | 0-0 | .000    | 0-2 | .000   | 0   | 1   | 1   | 0.8 | 3   | 0  | 1  | 0 | 0  | 0   | 0   | 0   | 0.6 |
| at Missouri        | 1/25/14  | -  | -   | -      | -   | -       | -   | -      | -   | -   | -   | -   | -   | -  | -  | - | -  | -   | -   | -   | -   |
| Texas A&M          | 1/29/14  | 4  | 0-0 | .000   | 0-0 | .000    | 1-2 | .500   | 0   | 0   | 0   | 0.7 | 1   | 0  | 0  | 0 | 0  | 0   | 1   | 0.7 |     |
| at Ole Miss        | 2/1/14   | -  | -   | -      | -   | -       | -   | -      | -   | -   | -   | -   | -   | -  | -  | - | -  | -   | -   | -   | -   |
| Auburn             | 2/5/14   | -  | -   | -      | -   | -       | -   | -      | -   | -   | -   | -   | -   | -  | -  | - | -  | -   | -   | -   | -   |
| at Tennessee       | 2/8/14   | -  | -   | -      | -   | -       | -   | -      | -   | -   | -   | -   | -   | -  | -  | - | -  | -   | -   | -   | -   |
| Vanderbilt         | 2/12/14  | -  | -   | -      | -   | -       | -   | -      | -   | -   | -   | -   | -   | -  | -  | - | -  | -   | -   | -   | -   |
| Alabama            | 2/15/14  | -  | -   | -      | -   | -       | -   | -      | -   | -   | -   | -   | -   | -  | -  | - | -  | -   | -   | -   | -   |
| at Arkansas        | 2/19/14  | -  | -   | -      | -   | -       | -   | -      | -   | -   | -   | -   | -   | -  | -  | - | -  | -   | -   | -   | -   |
| Georgia            | 2/22/14  | -  | -   | -      | -   | -       | -   | -      | -   | -   | -   | -   | -   | -  | -  | - | -  | -   | -   | -   | -   |
| at Auburn          | 2/26/14  | -  | -   | -      | -   | -       | -   | -      | -   | -   | -   | -   | -   | -  | -  | - | -  | -   | -   | -   | -   |
| Kentucky           | 3/1/14   | -  | -   | -      | -   | -       | -   | -      | -   | -   | -   | -   | -   | -  | -  | - | -  | -   | -   | -   | -   |
| Florida            | 3/4/14   | -  | -   | -      | -   | -       | -   | -      | -   | -   | -   | -   | -   | -  | -  | - | -  | -   | -   | -   | -   |
| at Miss. State     | 3/8/14   | -  | -   | -      | -   | -       | -   | -      | -   | -   | -   | -   | -   | -  | -  | - | -  | -   | -   | -   | -   |

### SEASON NOTES

Saw action in exhibition contest vs. USC Aiken (Nov. 3) ... Saw action vs. Longwood (Nov. 9) ... Collected one rebound at Clemson (Nov. 17) ... Scored first points of the season on jumper vs. Boise State (Dec. 23) ... Scored three points and collected three rebounds in win vs. Marshall (Dec. 30) ... Played a season high 13 minutes at Georgia (Jan. 22), grabbing one rebound ...

### CAREER STATISTICS

| Season  | GP-GS | Min | Avg | FG | FGA | Pct  | 3FG | 3FGA | Pct  | FT | FTA | Pct  | Off | Def | Tot | Avg | PF | FO | Ast | TO | Blk | Stl | Pts | Avg |
|---------|-------|-----|-----|----|-----|------|-----|------|------|----|-----|------|-----|-----|-----|-----|----|----|-----|----|-----|-----|-----|-----|
| 2013-14 | 9-0   | 34  | 3.8 | 2  | 7   | .286 | 0   | 0    | .000 | 2  | 8   | .250 | 3   | 3   | 6   | 0.7 | 5  | 0  | 2   | 1  | 0   | 1   | 6   | 0.7 |

### CAREER SEC STATISTICS

| Season | GP-GS | Min | Avg | FG | FGA | Pct  | 3FG | 3FGA | Pct  | FT | FTA | Pct  | Off | Def | Tot | Avg | PF | FO | Ast | TO | Blk | Stl | Pts | Avg |
|--------|-------|-----|-----|----|-----|------|-----|------|------|----|-----|------|-----|-----|-----|-----|----|----|-----|----|-----|-----|-----|-----|
| 2014   | 3-0   | 17  | 5.7 | 0  | 1   | .000 | 0   | 0    | .000 | 1  | 4   | .250 | 0   | 1   | 1   | 0.3 | 5  | 0  | 1   | 0  | 0   | 0   | 1   | 0.3 |



# #0 - SINDARIUS THORNWELL

FRESHMAN | GUARD | 6'5" | 206 | HS  
LANCASTER, S.C./OAK HILL ACADEMY (WILSON, VA.)

## THORNWELL'S SEASON HIGHS

- POINTS**  
26, at Georgia (Jan. 22, 2014)
- FIELD GOALS**  
9, vs. LSU (Jan. 11, 2014)
- FIELD GOAL ATTEMPTS**  
18, vs. USC Upstate (Dec. 19, 2013)
- 3-POINT FIELD GOALS**  
4, vs. Ole Miss (Jan. 18, 2014)
- 3-POINT FIELD GOAL ATTEMPTS**  
10, vs. USC Upstate (Dec. 19, 2013)
- FREE THROWS**  
10, vs. Manhattan (Dec. 17, 2013)
- FREE THROW ATTEMPTS**  
13, vs. Manhattan (Dec. 17, 2013)
- REBOUNDS**  
11, vs. Ole Miss (Jan. 18, 2014)
- ASSISTS**  
9, vs. Auburn (Feb. 5, 2014)
- BLOCKS**  
2, 3x, last at Ole Miss (Feb. 1, 2014)
- STEALS**  
4, vs. Auburn (Feb. 5, 2014)
- MINUTES PLAYED**  
39, last vs. Auburn (Feb. 5, 2014)

## 2013-14

| Opponent           | Date     | GS | Min | FG-FGA | Pct  | 3FG-FGA | Pct   | FT-FTA | Pct   | Off | Def | Tot | Avg | PF | FO | A | TO | Blk | Stl | Pts  | Avg  |
|--------------------|----------|----|-----|--------|------|---------|-------|--------|-------|-----|-----|-----|-----|----|----|---|----|-----|-----|------|------|
| Longwood           | 11/9/13  | *  | 26  | 4-10   | .400 | 0-3     | .000  | 6-7    | .857  | 1   | 3   | 4   | 4.0 | 3  | 0  | 3 | 2  | 2   | 1   | 14   | 14.0 |
| at Baylor          | 11/12/13 | *  | 32  | 6-13   | .461 | 1-2     | .500  | 7-10   | .700  | 1   | 3   | 4   | 4.0 | 4  | 0  | 2 | 0  | 3   | 20  | 17.0 |      |
| at Clemson         | 11/17/13 | *  | 31  | 3-5    | .600 | 1-1     | 1.000 | 3-3    | 1.000 | 1   | 3   | 4   | 4.0 | 1  | 0  | 1 | 0  | 2   | 10  | 14.7 |      |
| Fla. International | 11/24/13 | *  | 26  | 4-10   | .400 | 0-1     | .000  | 0-2    | .000  | 1   | 2   | 3   | 3.8 | 3  | 0  | 4 | 1  | 1   | 0   | 8    | 13.0 |
| at Oklahoma St.    | 12/6/13  | *  | 20  | 2-7    | .285 | 2-3     | .667  | 1-2    | .500  | 1   | 0   | 1   | 3.2 | 4  | 0  | 0 | 4  | 0   | 7   | 11.8 |      |
| Manhattan          | 12/17/13 | *  | 36  | 3-9    | .333 | 1-2     | .500  | 10-13  | .769  | 2   | 3   | 5   | 3.5 | 0  | 0  | 3 | 1  | 1   | 1   | 17   | 12.7 |
| USC Upstate        | 12/19/13 | *  | 29  | 6-18   | .333 | 3-10    | .300  | 4-6    | .667  | 2   | 5   | 7   | 4.0 | 4  | 0  | 3 | 5  | 0   | 1   | 19   | 13.6 |
| vs. Saint Mary's   | 12/22/13 | *  | 34  | 5-12   | .416 | 0-1     | .000  | 3-4    | .750  | 2   | 3   | 5   | 4.1 | 1  | 0  | 3 | 0  | 0   | 13  | 13.5 |      |
| vs. Boise State    | 12/23/13 | *  | 18  | 0-6    | .000 | 0-1     | .000  | 1-2    | .500  | 1   | 0   | 1   | 3.8 | 3  | 0  | 2 | 0  | 1   | 1   | 12.1 |      |
| vs. Akron          | 12/25/13 | *  | 29  | 4-11   | .363 | 0-2     | .000  | 4-5    | .800  | 0   | 4   | 4   | 3.8 | 2  | 0  | 2 | 2  | 1   | 2   | 12   | 12.1 |
| Akron              | 12/28/13 | *  | 20  | 3-7    | .428 | 2-3     | .667  | 0-2    | .000  | 3   | 0   | 3   | 3.7 | 3  | 0  | 2 | 1  | 1   | 1   | 8    | 11.7 |
| Marshall           | 12/30/13 | *  | 9   | 1-3    | .333 | 0-0     | .000  | 1-2    | .500  | 0   | 1   | 1   | 3.5 | 3  | 0  | 1 | 0  | 0   | 3   | 11.0 |      |
| SC State           | 1/3/14   | *  | 22  | 1-6    | .167 | 1-3     | .333  | 5-6    | .833  | 0   | 4   | 4   | 3.5 | 3  | 0  | 1 | 0  | 0   | 8   | 10.8 |      |
| at Florida         | 1/8/14   | *  | 27  | 3-5    | .600 | 2-2     | 1.000 | 2-4    | .500  | 0   | 4   | 4   | 3.6 | 3  | 0  | 1 | 4  | 0   | 3   | 10   | 10.7 |
| LSU                | 1/11/14  | *  | 35  | 9-13   | .692 | 1-3     | .333  | 6-9    | .667  | 1   | 4   | 5   | 3.7 | 4  | 0  | 2 | 3  | 1   | 1   | 25   | 11.7 |
| at Texas A&M       | 1/15/14  | *  | 21  | 2-7    | .290 | 0-1     | .000  | 1-1    | 1.000 | 1   | 0   | 1   | 3.5 | 5  | 0  | 2 | 5  | 0   | 5   | 11.3 |      |
| Ole Miss           | 1/18/14  | *  | 37  | 7-16   | .438 | 4-7     | .571  | 6-10   | .600  | 5   | 6   | 11  | 3.9 | 3  | 0  | 4 | 5  | 2   | 1   | 24   | 12.0 |
| at Georgia         | 1/22/14  | *  | 29  | 8-12   | .667 | 1-1     | 1.000 | 9-12   | .750  | 1   | 3   | 4   | 3.9 | 4  | 0  | 4 | 5  | 0   | 1   | 26   | 12.8 |
| at Missouri        | 1/25/14  | *  | 24  | 5-13   | .385 | 1-6     | .167  | 3-3    | 1.000 | 1   | 3   | 4   | 3.9 | 5  | 1  | 4 | 5  | 0   | 1   | 14   | 12.8 |
| Texas A&M          | 1/29/14  | *  | 26  | 5-8    | .625 | 1-3     | .333  | 8-8    | 1.000 | 0   | 4   | 4   | 4.0 | 3  | 0  | 3 | 0  | 1   | 1   | 19   | 13.2 |
| at Ole Miss        | 2/1/14   | *  | 39  | 7-12   | .583 | 2-4     | .500  | 4-4    | 1.000 | 0   | 5   | 5   | 4.0 | 3  | 0  | 6 | 2  | 0   | 20  | 13.5 |      |
| Auburn             | 2/5/14   | *  | 39  | 3-16   | .188 | 0-4     | .000  | 2-2    | 1.000 | 0   | 3   | 3   | 4.0 | 3  | 0  | 9 | 3  | 1   | 4   | 8    | 13.2 |
| at Tennessee       | 2/8/14   | *  | 35  | 5-18   | .278 | 1-6     | .167  | 4-6    | .667  | 2   | 1   | 3   | 3.9 | 3  | 0  | 4 | 4  | 1   | 4   | 15   | 13.3 |
| Vanderbilt         | 2/12/14  | *  | 36  | 6-14   | .429 | 1-2     | .500  | 6-8    | .750  | 3   | 3   | 6   | 4.0 | 2  | 0  | 6 | 3  | 1   | 0   | 19   | 13.5 |
| Alabama            | 2/15/14  | *  | 36  | 6-11   | .545 | 1-4     | .250  | 9-10   | .900  | 1   | 3   | 4   | 4.0 | 2  | 0  | 4 | 4  | 0   | 22  | 13.9 |      |
| at Arkansas        | 2/19/14  |    |     |        |      |         |       |        |       |     |     |     |     |    |    |   |    |     |     |      |      |
| Georgia            | 2/22/14  |    |     |        |      |         |       |        |       |     |     |     |     |    |    |   |    |     |     |      |      |
| at Auburn          | 2/26/14  |    |     |        |      |         |       |        |       |     |     |     |     |    |    |   |    |     |     |      |      |
| Kentucky           | 3/1/14   |    |     |        |      |         |       |        |       |     |     |     |     |    |    |   |    |     |     |      |      |
| Florida            | 3/4/14   |    |     |        |      |         |       |        |       |     |     |     |     |    |    |   |    |     |     |      |      |
| at Miss. State     | 3/8/14   |    |     |        |      |         |       |        |       |     |     |     |     |    |    |   |    |     |     |      |      |

## SEASON NOTES

Marked nearly every stat column with 14 points, all in the second half, four rebounds, three assists, two blocks and one steal in college debut vs. Longwood (Nov. 9) ... Scored first 20-point game of his career at Baylor (Nov. 12), posting 20 on 6-of-13 shooting from the field and a 7-of-10 effort from the free throw line ... Also collected a team high three steals vs. the Bears ... Scored 10 points, and collected two steals in first-career game vs. archrival Clemson (Nov. 17) ... Played a season high 36 minutes vs. Manhattan (Dec. 17), scoring a team high 17 points, hitting 10-of-13 attempts from the free throw line ... Posted 19 points, hitting three 3s on 10 attempts, while dishing three assists vs. USC Upstate (Dec. 19) ... Went 2-of-2 beyond the arc as he posted 10 points go with four rebounds and a season high three steals at No. 10/11 Florida ... Posted 25 points on career best nine field goals vs. LSU (Jan. 11) as he also went 6-of-9 from the foul line to go with five rebounds and two assists ... Scored five points and had two assists at Texas A&M (Jan. 15) ... Posted a first career double-double vs. Ole Miss (Jan. 18) with 24 points and a season high 11 rebounds ... Also had season best four 3-point field goals in 37 minutes against the Rebels ... Scored a career high 26 points on 8-of-12 shooting, including nine made free throws, at Georgia (Jan. 22) ... Also tied a season high in assists with four assists against the Bulldogs ... Scored 14 points in 24 minutes at Missouri (Jan. 25) ... Also recorded four rebounds and four assists against the Tigers ... Recorded 19 points on 5-of-8 shooting, including an 8-for-8 effort from the foul line Texas A&M (Jan. 29) ... Posted 20 points, five rebounds a career high 6 assists in season best 39 minutes at Ole Miss (Feb. 1) ... Also tied a season high with two blocks versus the Rebels ... Dished a season high nine assists vs. Auburn (Feb. 5) ... Also stole had a season high four steals against the Tigers ... Scored 15 points and added four assists and four steals at Tennessee (Feb. 8) ... Scored 19 points and added six rebounds and six assists in win vs. Vanderbilt (Feb. 13) ... Scored team-high 22 points to go with four rebounds and four assists vs. Alabama (Feb. 15) ... Also went 9-of-10 from the foul line against the Crimson Tide ...

## CAREER STATISTICS

| Season  | GP-GS | Min | Avg  | FG  | FGA | Pct  | 3FG | 3FGA | Pct  | FT  | FTA | Pct  | Off | Def | Tot | Avg | PF | FO | Ast | TO | Blk | Stl | Pts | Avg  |
|---------|-------|-----|------|-----|-----|------|-----|------|------|-----|-----|------|-----|-----|-----|-----|----|----|-----|----|-----|-----|-----|------|
| 2013-14 | 25-25 | 716 | 28.6 | 108 | 262 | .412 | 26  | 75   | .347 | 105 | 141 | .745 | 30  | 70  | 100 | 4.0 | 74 | 2  | 71  | 68 | 15  | 28  | 347 | 13.9 |

## CAREER SEC STATISTICS

| Season | GP-GS | Min | Avg  | FG | FGA | Pct  | 3FG | 3FGA | Pct  | FT | FTA | Pct  | Off | Def | Tot | Avg | PF | FO | Ast | TO | Blk | Stl | Pts | Avg  |
|--------|-------|-----|------|----|-----|------|-----|------|------|----|-----|------|-----|-----|-----|-----|----|----|-----|----|-----|-----|-----|------|
| 2014   | 12-12 | 384 | 32.0 | 66 | 145 | .455 | 15  | 43   | .349 | 60 | 77  | .779 | 15  | 39  | 54  | 4.5 | 40 | 2  | 49  | 47 | 9   | 16  | 207 | 17.3 |



## AN INDIVIDUAL ...

|   |   |
|---|---|
| Scored 20 or more points:   | South Carolina: Sindarius Thornwell (22), Alabama, Feb. 15, 2014 in Columbia, S.C.<br>Opponent: Trevor Releford (27), Alabama, Feb. 15, 2014 in Columbia, S.C.  |
| Scored 30 or more points:   | South Carolina: Brenton Williams (32) at Missouri, Jan. 25, 2014 in Columbia, Mo.<br>Opponent: Anthony Drmic (3), Boise State, Dec. 23, 2013 in Honolulu, Hawaii  |
| Scored 35 or more points:   | South Carolina: Brenton Williams (38) vs. Miss. State, March 6, 2013 in Columbia, S.C.<br>Opponent: Joe Crawford (Kentucky), 35, March 5, 2008 in Columbia, S.C.  |
| Scored 40 or more points:   | South Carolina: N/A thru 1992-93 season<br>Opponent: Austin Carr (Notre Dame), 43, Dec. 30, 1969 in New Orleans, La.  |
| Collected 20 or more rebounds:                                    | South Carolina: Emmett Hall, 23 vs. College of Charleston, Dec. 22, 1993 in Columbia, S.C.<br>Opponent: Ekpe Udoh (Baylor), 20, Jan. 2, 2010 in Columbia, S.C.  |
| Collected 15 or more rebounds:                                    | South Carolina: Lakeem Jackson, 15, vs. UALR, Nov. 25, 2012 in Puerto Vallarta, Mexico<br>Opponent: Jared Sullinger (Ohio State), 19, Dec. 18, 2010 in Columbus, Ohio   |
| Made 12 or more field goals:                                      | South Carolina: Devan Downey, 12 vs. Georgia, Jan. 30, 2010 in Columbia, S.C.<br>Opponent: Johnny O'Bryant III, 13, LSU, Feb. 14, 2013 in Columbia, S.C.  |
| Made 10 or more field goals:                                      | South Carolina: Brenton Williams (10), Auburn, Feb. 5, 2014 in Columbia, S.C.<br>Opponent: Elston Turner (10), Texas A&M, March 2, 2013 in College Station, Texas   |
| Attempted 20 or more field goals:                                 | South Carolina: Bruce Ellington (20) vs. Tennessee, Feb 25, 2012, in Columbia, S.C.<br>Opponent: Kyle Fuller (21), Vanderbilt, Feb. 13, 2014 in Columbia, S.C.  |
| Attempted 25 or more field goals:                                 | South Carolina: Devan Downey, 25, at Kentucky, Feb. 25, 2010 in Lexington, Ky.<br>Opponent: Kemmy Burgess (Alaska-Anchorage), 26, Nov. 24, 2005 in Anchorage, Alaska  |
| Dished 10 or more assists:  | South Carolina: Devan Downey, 11, vs. LSU, March 13, 2008 in Atlanta, Ga.<br>Opponent: 11, Dee Bost, Mississippi State, Feb. 29, 2012 in Columbia, S.C.   |
| Swiped 5 or more steals:  | South Carolina: Brenton Williams, 5, vs. Western Carolina, Nov. 11, 2011 in Columbia, S.C.<br>Opponent: 5, Jarell Martin, LSU, Jan. 11, 2014 in Columbia, S.C.  |
| Blocked 5 or more shots:  | South Carolina: Damontre Harris, 5, vs. Georgia, Feb. 15, 2012 in Columbia, S.C.<br>Opponent: Damian Jones (7), Vanderbilt, Feb. 13, 2014 in Columbia, S.C.   |
| Made 5 or more 3-point field goals:                               | South Carolina: Brenton Williams (6), Auburn, Feb. 5, 2014 in Columbia, S.C.<br>Opponent: Jordan McRae (6), Tennessee, Feb. 8, 2014 in Knoxville, Tenn.   |
| Attempted 8 or more 3-point field goals:                          | South Carolina: Brenton Williams (10), Auburn, Feb. 5, 2014 in Columbia, S.C.<br>Opponent: Jordan McRae (8), Tennessee, Feb. 8, 2014 in Knoxville, Tenn.  |
| Made 10 or more free throws:                                      | South Carolina: Sindarius Thornwell (10), vs. Manhattan, Dec. 17, 2013 in Columbia, S.C.<br>Opponent: Anthony Perez (10), Ole Miss, Jan. 18, 2014 in Columbia, S.C.   |
| Attempted 15 or more free throws:                                 | South Carolina: Mike Boynton (19) vs. Arkansas, March 11, 2004 in Atlanta, Ga.<br>Opponent: Shawn Smith (15), Marshall (Dec. 30, 2013) in Columbia, S.C.  |
| Played all 40 minutes of regulation:                              | South Carolina: Devan Downey, 40, vs. Tennessee, March 14, 2008 in Atlanta, Ga.<br>Opponent: Frank Sullivan, Auburn, Jan. 12, 2013 in Columbia, S.C.  |
| A player hit a last-second shot (within 3 seconds) to win a game: | South Carolina: Bruce Ellington vs. Alabama, Jan. 25, 2012 in Columbia, S.C.<br>Opponent: Brian Bryant, Mississippi State, Feb. 29, 2012 in Columbia, S.C.  |
| A player had a double-double:                                     | South Carolina: Michael Carrera (16 points, 11 rebounds), at Missouri, Jan. 25, 2014 in Columbia, Mo.<br>Opponent: Damian Jones (16 points, 10 rebounds), Vanderbilt, Feb. 13, 2014 in Columbia, S.C.   |
| Two or more players had a double-double:                          | S. Carolina: Michael Carrera (23 points, 10 rebounds) and Lakeem Jackson (11 points, 11 rebounds) at LSU, Jan. 16, 2013 in Baton Rouge, La.<br>Opponent: Alex Oriakhi (18 points, 11 rebounds), Earnest Ross (21 points, 10 rebounds) Missouri, Jan. 22, 2013 in Columbia, Mo.  |
| A player had a triple-double:                                     | South Carolina: Sam Muldrow (16 points, 14 rebounds, 10 blocks) vs. Vanderbilt, Jan. 8, 2011 in Columbia, S.C.<br><i>*** Only second triple-double in South Carolina history (Chuck Eidson (25 points, 10 rebounds, 10 assists) vs. SC State, Nov. 29, 2002 in Columbia, S.C.</i><br>Opponent: Daniel Hackett (Southern California - 22 points, 10 rebounds, 10 assists), Nov. 17, 2007 in Columbia, S.C. |
| Scored 30 or more points in back-to-back games:                   | South Carolina: Devan Downey, 30 vs. Kentucky, Jan. 26, 2010 in Columbia, S.C.<br>33 vs. Georgia, Jan. 30, 2010, in Columbia, S.C.  |
| Scored 25 or more points in back-to-back games:                   | South Carolina: Devan Downey, 33 vs. Georgia, Jan. 30, 2010, in Columbia, S.C.<br>26 at Tennessee, Feb. 6, 2010 in Knoxville, Tenn.   |

## A TEAM...

|                                      |   |
|--------------------------------------|---|
| Scored 100 or more points:           | South Carolina: 103 vs. The Citadel, Nov. 12, 2007 in Columbia, S.C.<br>Opponent: 107, Vanderbilt, Feb. 17, 1996 in Nashville, Tenn.                          |
| Scored 50 points or less:            | South Carolina: 36, vs. Florida, Jan. 30, 2013 in Gainesville, Fla.<br>Opponent: 44, Longwood, Nov. 9, 2013 in Columbia, S.C.                                 |
| Scored 50 points in a half:          | South Carolina: 57 (1st half; Dec. 7, 2012) vs. Jacksonville, Dec. 7, 2012 in Columbia, S.C.<br>Opponent: 52 (2nd half; Jan. 22, 2014) Georgia in Athens, Ga. |
| Failed to score 25 points in a half: | South Carolina: 22 (1st half), at Tennessee, Feb. 8, 2014 in Knoxville, Tenn.<br>Opponent: 19 (1st half), Alabama, Feb. 15, 2014 in Columbia, S.C.            |

|   |  |
|---|--|
| Collected 50 or more rebounds:                                | South Carolina: 50, vs. Longwood, Nov. 9, 2013 in Columbia, S.C.<br>Opponent: 52, WKU, Nov. 27, 2010 in Bowling Green, Ky.   |
| Shot 60% or better from the field:                            | South Carolina: 60.8% (31-51) at Western Carolina, Nov. 18, 2005 in Cullowhee, N.C.<br>Opponent: 69.6% (32-46) Missouri, Feb. 28, 2013 in Columbia, S.C.   |
| Shot 50% or better from the field:                            | South Carolina: 52.2% (24-46), vs. Texas A&M, Jan. 29, 2014 in Columbia, S.C.<br>Opponent: 52.8% (28-53) Tennessee, Feb. 8, 2014 in Knoxville, Tenn.   |
| Shot less than 30% from the field:                            | South Carolina: 28.1% (18-64), vs. LSU, Feb. 14, 2013 in Columbia, S.C.<br>Opponent: 22.8% (13-57), Longwood, Nov. 9, 2013 in Columbia, S.C.   |
| Shot 50% or better from 3-point range (at least 10 attempts): | South Carolina: 57.1% (8-14), at Georgia, Jan. 22, 2014 in Athens, Ga.<br>Opponent 55.6% (10-18) Georgia, Jan. 22, 2014 in Athens, Ga.   |
| Shot 20% or less from 3-point range (at least 10 attempts):   | South Carolina: 10.0% (1-10), at Clemson, Nov. 17, 2013 in Clemson, S.C.<br>Opponent: 20.0 % (3-15), Vanderbilt, Feb. 13, 2014 in Columbia, S.C.   |
| Dished 20 or more assists:                                    | South Carolina: 20, vs. Akron, Dec. 28, 2013, in Columbia, S.C.<br>Opponent: 21, Georgia, Jan. 22, 2014 in Athens, Ga.   |
| Made 35 or more shots:  | South Carolina: 35 vs. Elon, Nov. 19, 2010 in Columbia, S.C.<br>Opponent: 35, vs. Tennessee, March 5, 2009 in Columbia, S.C.   |
| Attempted 80 or more shots:                                   | South Carolina: 83 vs. WKU Nov. 27, 2010 in Bowling Green, Ky.<br>Opponent: 83, LSU, Feb. 10, 1996 in Columbia, S.C.   |
| Attempted 70 or more shots:                                   | South Carolina: 72, vs. Providence, Dec. 1, 2011 in Columbia, S.C.<br>Opponent: 79, WKU, Nov. 27, 2010 in Bowling Green, Ky.   |
| Made 10 or more 3-pointers:                                   | South Carolina: 10 at Missouri, Jan. 25, 2014 in Columbia, Mo.<br>Opponent: 10, Georgia, Jan. 22, 2014 in Athens, Ga.  |
| Did not make a 3-pointer:                                     | South Carolina: 0, vs. Milwaukee, Nov. 11, 2012 in Columbia, S.C.<br>Opponent: 0, Miss. State, Jan. 9, 2013 in Starkville, Miss.   |
| Attempted 30 or more 3-pointers:                              | South Carolina: 31 vs. Alabama, Jan. 25, 2012 in Columbia, S.C.<br>Opponent: 33, Milwaukee, Nov. 11, 2012 in Columbia, S.C.  |
| Attempted 25 or more 3-pointers:                              | South Carolina: 27 vs. Rider, Nov. 19, 2012 in Columbia, S.C.<br>Opponent: 27, Missouri, Jan. 22, 2013 in Columbia, Mo..   |
| Made 30 or more free throws:                                  | South Carolina: 32 vs. Vanderbilt, Jan. 28, 2009 in Columbia<br>Opponent: 33, Georgia, Jan. 22, 2014 in Athens, Ga.  |
| Attempted 40 or more free throws:                             | South Carolina: 44 vs. Georgia Southern, Nov. 16, 2009 in Columbia, S.C.<br>Opponent: 50, Georgia, Jan. 22, 2014 in Athens, Ga.  |
| Swiped 15 or more steals:                                     | South Carolina: 15 vs. Vanderbilt, Jan. 16, 2010 in Columbia, S.C.<br>Opponent: 17, Indiana, Nov. 8, 1998 in Indianapolis, Ind.  |
| Blocked 12 or more shots:                                     | South Carolina: 12, vs. Vanderbilt, Jan. 8, 2011 in Columbia, S.C.<br>Opponent: 12, Clemson, Nov. 17, 2013 in Clemson, S.C.  |
| Blocked 8 or more shots:                                      | South Carolina: 8, vs. Longwood, Nov. 9, 2013 in Columbia, S.C.<br>Opponent: 8, Vanderbilt, Feb. 13, 2014 in Columbia, S.C.  |
| Won by 30 or more points:                                     | South Carolina: 38, vs. Longwood, Nov. 9, 2013 in Columbia, S.C.<br>Opponent: 39, Florida, Jan. 30, 2013 in Gainesville, Fla.  |
| Won by 20 or more points:                                     | South Carolina: 28, vs. Texas A&M, Jan. 29, 2014 in Columbia, S.C.<br>Opponent: 26, Boise State, Dec. 23, 2013 in Honolulu, Hawaii   |
| Played a single overtime game:                                | Win: 82-73 at LSU, Jan. 16, 2013 in Baton Rouge, La.<br>Loss: 62-54 at Georgia, Feb. 23, 2013 in Athens, Ga.   |
| Played a double overtime game:                                | Win: 87-85 vs. WKU, Nov. 27, 2010 in Bowling Green, Ky.<br>Loss: 98-88 vs. Louisville, Feb. 20, 1988 in Columbia, S.C.   |
| South Carolina played a No. 1 Team in the country:            | Win: 68-62 vs. Kentucky, Jan. 26, 2010 in Columbia, S.C.<br>Loss: 86-52 loss vs. No. 1/1 Kentucky, Feb. 4, 2012 in Columbia, S.C.  |
| South Carolina played a top-5 opponent:                       | Win: 68-62 vs. No. 1/1 Kentucky, Jan. 26, 2010 in Columbia, S.C.<br>Loss: 75-36 loss to No. 4/4 Florida, Jan. 30, 2013 in Gainesville, Fla.  |
| South Carolina played a top-10 opponent:                      | Win: 68-62 vs. No. 1/1 Kentucky, Jan. 26, 2010 in Columbia, S.C.<br>Loss: 74-58 at No. 10/11 Florida, Jan. 8, 2014 in Gainesville, Fla.  |
| South Carolina played a top-25 opponent:                      | Win: 83-75 (OT) win over No. 22/24 Vanderbilt, Jan. 8, 2011 in Columbia, S.C.<br>Loss: 79-52 at No. 9/11 Oklahoma State, Dec. 6, 2013 in Stillwater, Okla.   |
| South Carolina defeated a ranked opponent:                    | Home: 83-75 vs. No. 22/24 Vanderbilt, Jan. 8, 2011 in Columbia, S.C.<br><u>Away: 77-73 at No. 13/19 Vanderbilt, March 6, 2010 in Nashville, Tenn.</u><br>SEC Home: 83-75 vs. No. 22/24 Vanderbilt, Jan. 8, 2011 in Columbia, S.C.<br>SEC Away: 77-73 at No. 13/19 Vanderbilt, March 6, 2010 in Nashville, Tenn.<br>Non-conference away: 85-84 at No. 19/20 Baylor, Jan. 2, 2009 in Waco, Texas |
| A South Carolina win opened the season:                       | Home: 82-44, vs. Longwood, Nov. 9, 2013 in Columbia, S.C.<br>Away: 81-63 win at Western Carolina, Nov. 12, 2005 in Cullowhee, N.C.<br>Neutral: 74-61 win vs. Chaminade, Nov. 19, 2001 in Maui, Hawaii (Maui Invite)  |
| South Carolina opened SEC play:                               | Home: 83-75 win vs. No. 22/24 Vanderbilt, Jan. 8, 2011 in Columbia, S.C.<br>Away: 74-58 loss at No. 10/11 Florida, Jan. 8, 2014 in Gainesville, Fla.   |



South Carolina Basketball  
 South Carolina Combined Team Statistics (as of Feb 15, 2014)  
 All games

| RECORD:        | OVERALL | HOME | AWAY | NEUTRAL |
|----------------|---------|------|------|---------|
| ALL GAMES      | 10-15   | 8-5  | 0-9  | 2-1     |
| CONFERENCE     | 3-9     | 3-3  | 0-6  | 0-0     |
| NON-CONFERENCE | 7-6     | 5-2  | 0-3  | 2-1     |

| #              | Player             | gp-gs | min  | avg  | Total    |      | 3-Point |      | F-Throw |       | Rebounds |     |     |      | pf  | dq | a   | to  | blk | stl | pts  | avg  |  |  |
|----------------|--------------------|-------|------|------|----------|------|---------|------|---------|-------|----------|-----|-----|------|-----|----|-----|-----|-----|-----|------|------|--|--|
|                |                    |       |      |      | fg-fga   | fg%  | 3fg-fga | 3fg% | ft-fa   | ft%   | off      | def | tot | avg  |     |    |     |     |     |     |      |      |  |  |
| 00             | THORNWELL, Sindari | 25-25 | 716  | 28.6 | 108-262  | .412 | 26-75   | .347 | 105-141 | .745  | 30       | 70  | 100 | 4.0  | 74  | 2  | 71  | 68  | 15  | 28  | 347  | 13.9 |  |  |
| 01             | WILLIAMS, Brenton  | 25-16 | 695  | 27.8 | 101-236  | .428 | 62-146  | .425 | 77-80   | .963  | 10       | 37  | 47  | 1.9  | 30  | 0  | 33  | 26  | 0   | 22  | 341  | 13.6 |  |  |
| 04             | JOHNSON, Tyrone    | 16-9  | 430  | 26.9 | 52-133   | .391 | 8-19    | .421 | 67-89   | .753  | 10       | 37  | 47  | 2.9  | 25  | 0  | 55  | 30  | 1   | 10  | 179  | 11.2 |  |  |
| 10             | NOTICE, Duane      | 25-20 | 606  | 24.2 | 66-151   | .437 | 12-38   | .316 | 46-70   | .657  | 20       | 47  | 67  | 2.7  | 53  | 2  | 72  | 67  | 3   | 14  | 190  | 7.6  |  |  |
| 24             | CARRERA, Michael   | 24-11 | 463  | 19.3 | 52-125   | .416 | 5-20    | .250 | 50-76   | .658  | 54       | 71  | 125 | 5.2  | 57  | 0  | 10  | 28  | 27  | 21  | 159  | 6.6  |  |  |
| 23             | ELLINGTON, Bruce   | 3-2   | 69   | 23.0 | 6-21     | .286 | 3-13    | .231 | 2-2     | 1.000 | 2        | 2   | 4   | 1.3  | 8   | 0  | 5   | 4   | 2   | 3   | 17   | 5.7  |  |  |
| 25             | KACINAS, Mindaugas | 25-18 | 551  | 22.0 | 48-87    | .552 | 0-1     | .000 | 34-55   | .618  | 53       | 65  | 118 | 4.7  | 82  | 4  | 7   | 44  | 15  | 24  | 130  | 5.2  |  |  |
| 21             | HENRY, Demetrius   | 25-22 | 485  | 19.4 | 55-131   | .420 | 0-0     | .000 | 8-35    | .229  | 45       | 49  | 94  | 3.8  | 90  | 6  | 9   | 21  | 18  | 13  | 118  | 4.7  |  |  |
| 14             | CHATKEVICIUS, L.   | 24-1  | 291  | 12.1 | 49-80    | .613 | 0-1     | .000 | 11-21   | .524  | 25       | 59  | 84  | 3.5  | 55  | 1  | 9   | 23  | 14  | 11  | 109  | 4.5  |  |  |
| 05             | SHAW, Jaylen       | 22-0  | 232  | 10.5 | 21-47    | .447 | 14-29   | .483 | 20-23   | .870  | 0        | 12  | 12  | 0.5  | 27  | 0  | 28  | 16  | 1   | 6   | 76   | 3.5  |  |  |
| 32             | RINGER, Desmond    | 22-1  | 246  | 11.2 | 17-41    | .415 | 0-0     | .000 | 20-32   | .625  | 20       | 27  | 47  | 2.1  | 48  | 0  | 6   | 15  | 4   | 1   | 54   | 2.5  |  |  |
| 35             | STEELE, Brian      | 13-0  | 101  | 7.8  | 8-23     | .348 | 4-14    | .286 | 0-2     | .000  | 4        | 5   | 9   | 0.7  | 13  | 1  | 5   | 3   | 0   | 3   | 20   | 1.5  |  |  |
| 15             | THEUS JR., Reggie  | 9-0   | 34   | 3.8  | 2-7      | .286 | 0-0     | .000 | 2-8     | .250  | 3        | 3   | 6   | 0.7  | 5   | 0  | 2   | 1   | 0   | 1   | 6    | 0.7  |  |  |
| 20             | MCKIE, Justin      | 15-0  | 75   | 5.0  | 3-17     | .176 | 1-8     | .125 | 2-4     | .500  | 4        | 12  | 16  | 1.1  | 7   | 0  | 5   | 4   | 0   | 2   | 9    | 0.6  |  |  |
| 12             | CONSTABLE, Austin  | 3-0   | 6    | 2.0  | 0-2      | .000 | 0-1     | .000 | 0-0     | .000  | 0        | 0   | 0   | 0.0  | 1   | 0  | 0   | 0   | 0   | 1   | 0    | 0.0  |  |  |
| Team           |                    |       |      |      |          |      |         |      |         |       | 53       | 42  | 95  | 8    |     |    |     |     |     |     |      |      |  |  |
| Total.....     |                    | 25    | 5000 |      | 588-1363 | .431 | 135-365 | .370 | 444-638 | .696  | 333      | 538 | 871 | 34.8 | 575 | 16 | 317 | 358 | 100 | 160 | 1755 | 70.2 |  |  |
| Opponents..... |                    | 25    | 5000 |      | 563-1272 | .443 | 141-439 | .321 | 497-730 | .681  | 271      | 523 | 794 | 31.8 | 533 | -  | 321 | 342 | 120 | 183 | 1764 | 70.6 |  |  |

| TEAM STATISTICS        | SC       | OPP      | Date        | Opponent          | Score   | Att.  |
|------------------------|----------|----------|-------------|-------------------|---------|-------|
| SCORING                | 1755     | 1764     | 11/9/13     | LONGWOOD          | w 82-44 | 8536  |
| Points per game        | 70.2     | 70.6     | \$ 11/12/13 | at Baylor         | L 64-66 | 5706  |
| Scoring margin         | -0.4     | -        | 11/17/13    | at Clemson        | L 57-71 | 7283  |
| FIELD GOALS-ATT        | 588-1363 | 563-1272 | 11/24/13    | FIU               | w 84-72 | 9869  |
| Field goal pct         | .431     | .443     | # 12-06-13  | at Oklahoma State | L 52-79 | 13611 |
| 3 POINT FG-ATT         | 135-365  | 141-439  | 12/17/13    | MANHATTAN         | L 68-86 | 7573  |
| 3-point FG pct         | .370     | .321     | 12/19/13    | USC UPSTATE       | L 68-74 | 7531  |
| 3-pt FG made per game  | 5.4      | 5.6      | % 12/22/13  | vs Saint Mary's   | w 78-71 | 8093  |
| FREE THROWS-ATT        | 444-638  | 497-730  | % 12/23/13  | vs Boise State    | L 54-80 | 6438  |
| Free throw pct         | .696     | .681     | % 12/25/13  | vs Akron          | w 69-59 | 6769  |
| F-Throws made per game | 17.8     | 19.9     | 12/28/13    | AKRON             | w 78-45 | 7802  |
| REBOUNDS               | 871      | 794      | 12/30/13    | MARSHALL          | w 92-65 | 7935  |
| Rebounds per game      | 34.8     | 31.8     | 1/3/14      | SC STATE          | w 82-75 | 7357  |
| Rebounding margin      | +3.1     | -        | * 1/8/14    | at Florida        | L 58-74 | 12147 |
| ASSISTS                | 317      | 321      | * 1/11/14   | LSU               | L 68-71 | 12071 |
| Assists per game       | 12.7     | 12.8     | * 01/15/14  | at Texas A&M      | L 67-75 | 9257  |
| TURNOVERS              | 358      | 342      | * 1/18/14   | OLE MISS          | L 74-75 | 14302 |
| Turnovers per game     | 14.3     | 13.7     | * 01/22/14  | at Georgia        | L 76-97 | 5366  |
| Turnover margin        | -0.6     | -        | * 01/25/14  | at Missouri       | L 74-82 | 12033 |
| Assist/turnover ratio  | 0.9      | 0.9      | * 1/29/14   | TEXAS A&M         | w 80-52 | 9950  |
| STEALS                 | 160      | 183      | * 2/1/14    | at Ole Miss       | L 71-75 | 6977  |
| Steals per game        | 6.4      | 7.3      | * 2/5/14    | AUBURN            | L 74-79 | 8581  |
| BLOCKS                 | 100      | 120      | * 02/08/14  | at Tennessee      | L 53-72 | 17215 |
| Blocks per game        | 4.0      | 4.8      | * 2/13/14   | VANDERBILT        | w 65-59 | 9829  |
| ATTENDANCE             | 119522   | 110895   | * 2/15/14   | ALABAMA           | w 67-66 | 8186  |
| Home games-Avg/Game    | 13-9194  | 9-9955   |             |                   |         |       |
| Neutral site-Avg/Game  | -        | 3-7100   |             |                   |         |       |

\* = Conference game  
 % - Hawaiian Airlines Diamond Head Classic (Honolulu, Hawaii)  
 # - Big 12/SEC Challenge (Stillwater, Okla.)  
 \$ - ESPN College Hoops Marathon (Waco, Texas)

| Score by Periods | 1st | 2nd | Totals |
|------------------|-----|-----|--------|
| South Carolina   | 800 | 955 | 1755   |
| Opponents        | 835 | 929 | 1764   |



South Carolina Basketball  
 South Carolina Combined Team Statistics (as of Feb 15, 2014)  
 Conference games

| RECORD:        | OVERALL | HOME | AWAY | NEUTRAL |
|----------------|---------|------|------|---------|
| ALL GAMES      | 3-9     | 3-3  | 0-6  | 0-0     |
| CONFERENCE     | 3-9     | 3-3  | 0-6  | 0-0     |
| NON-CONFERENCE | 0-0     | 0-0  | 0-0  | 0-0     |

| ##             | Player             | gp-gs | min  | avg  | Total   |      | 3-Point |      | F-Throw |      | Rebounds |     |     |      | pf  | dq | a   | to  | blk | stl | pts | avg  |
|----------------|--------------------|-------|------|------|---------|------|---------|------|---------|------|----------|-----|-----|------|-----|----|-----|-----|-----|-----|-----|------|
|                |                    |       |      |      | fg-fga  | fg%  | 3fg-fga | 3fg% | ft-fa   | ft%  | off      | def | tot | avg  |     |    |     |     |     |     |     |      |
| 00             | THORNWELL, Sindari | 12-12 | 384  | 32.0 | 66-145  | .455 | 15-43   | .349 | 60-77   | .779 | 15       | 39  | 54  | 4.5  | 40  | 2  | 49  | 47  | 9   | 16  | 207 | 17.3 |
| 01             | WILLIAMS, Brenton  | 12-12 | 408  | 34.0 | 56-134  | .418 | 37-86   | .430 | 47-50   | .940 | 7        | 17  | 24  | 2.0  | 15  | 0  | 13  | 16  | 0   | 14  | 196 | 16.3 |
| 04             | JOHNSON, Tyrone    | 3-0   | 68   | 22.7 | 7-26    | .269 | 1-3     | .333 | 12-15   | .800 | 5        | 9   | 14  | 4.7  | 5   | 0  | 7   | 7   | 0   | 1   | 27  | 9.0  |
| 10             | NOTICE, Duane      | 12-12 | 340  | 28.3 | 36-83   | .434 | 5-18    | .278 | 26-42   | .619 | 11       | 23  | 34  | 2.8  | 30  | 1  | 34  | 40  | 1   | 7   | 103 | 8.6  |
| 24             | CARRERA, Michael   | 12-8  | 250  | 20.8 | 23-59   | .390 | 2-6     | .333 | 25-41   | .610 | 32       | 41  | 73  | 6.1  | 30  | 0  | 3   | 12  | 14  | 13  | 73  | 6.1  |
| 14             | CHATKEVICIUS, L.   | 12-1  | 166  | 13.8 | 28-44   | .636 | 0-1     | .000 | 8-15    | .533 | 11       | 32  | 43  | 3.6  | 34  | 1  | 6   | 17  | 8   | 8   | 64  | 5.3  |
| 25             | KACINAS, Mindaugas | 12-5  | 219  | 18.3 | 19-33   | .576 | 0-0     | .000 | 14-22   | .636 | 20       | 22  | 42  | 3.5  | 41  | 2  | 1   | 16  | 8   | 14  | 52  | 4.3  |
| 05             | SHAW, Jaylen       | 10-0  | 122  | 12.2 | 8-22    | .364 | 6-14    | .429 | 11-12   | .917 | 0        | 6   | 6   | 0.6  | 18  | 0  | 11  | 10  | 0   | 5   | 33  | 3.3  |
| 32             | RINGER, Desmond    | 9-1   | 113  | 12.6 | 6-13    | .462 | 0-0     | .000 | 11-14   | .786 | 8        | 13  | 21  | 2.3  | 18  | 0  | 3   | 7   | 1   | 0   | 23  | 2.6  |
| 35             | STEELE, Brian      | 7-0   | 65   | 9.3  | 7-18    | .389 | 3-11    | .273 | 0-2     | .000 | 3        | 5   | 8   | 1.1  | 6   | 0  | 4   | 1   | 0   | 3   | 17  | 2.4  |
| 21             | HENRY, Demetrius   | 12-9  | 193  | 16.1 | 11-39   | .282 | 0-0     | .000 | 4-17    | .235 | 16       | 11  | 27  | 2.3  | 41  | 1  | 5   | 8   | 7   | 6   | 26  | 2.2  |
| 20             | MCKIE, Justin      | 8-0   | 53   | 6.6  | 2-11    | .182 | 1-5     | .200 | 0-0     | .000 | 1        | 9   | 10  | 1.3  | 6   | 0  | 5   | 4   | 0   | 1   | 5   | 0.6  |
| 15             | THEUS JR., Reggie  | 3-0   | 17   | 5.7  | 0-1     | .000 | 0-0     | .000 | 1-4     | .250 | 0        | 1   | 1   | 0.3  | 5   | 0  | 1   | 0   | 0   | 0   | 1   | 0.3  |
| 12             | CONSTABLE, Austin  | 1-0   | 2    | 2.0  | 0-0     | .000 | 0-0     | .000 | 0-0     | .000 | 0        | 0   | 0   | 0.0  | 0   | 0  | 0   | 0   | 0   | 0   | 0   | 0.0  |
| Team           |                    |       |      |      |         |      |         |      |         |      | 24       | 16  | 40  |      |     |    | 2   |     |     |     |     |      |
| Total.....     |                    | 12    | 2400 |      | 269-628 | .428 | 70-187  | .374 | 219-311 | .704 | 153      | 244 | 397 | 33.1 | 289 | 7  | 142 | 187 | 48  | 88  | 827 | 68.9 |
| Opponents..... |                    | 12    | 2400 |      | 282-590 | .478 | 72-206  | .350 | 241-363 | .664 | 120      | 252 | 372 | 31.0 | 249 | -  | 166 | 166 | 54  | 96  | 877 | 73.1 |

| TEAM STATISTICS        | SC      | OPP     | Date       | Opponent     | Score   | Att.  |
|------------------------|---------|---------|------------|--------------|---------|-------|
| SCORING                | 827     | 877     | * 1/8/14   | at Florida   | L 58-74 | 12147 |
| Points per game        | 68.9    | 73.1    | * 1/11/14  | LSU          | L 68-71 | 12071 |
| Scoring margin         | -4.2    | -       | * 01/15/14 | at Texas A&M | L 67-75 | 9257  |
| FIELD GOALS-ATT        | 269-628 | 282-590 | * 1/18/14  | OLE MISS     | L 74-75 | 14302 |
| Field goal pct         | .428    | .478    | * 01/22/14 | at Georgia   | L 76-97 | 5366  |
| 3 POINT FG-ATT         | 70-187  | 72-206  | * 01/25/14 | at Missouri  | L 74-82 | 12033 |
| 3-point FG pct         | .374    | .350    | * 1/29/14  | TEXAS A&M    | w 80-52 | 9950  |
| 3-pt FG made per game  | 5.8     | 6.0     | * 2/1/14   | at Ole Miss  | L 71-75 | 6977  |
| FREE THROWS-ATT        | 219-311 | 241-363 | * 2/5/14   | AUBURN       | L 74-79 | 8581  |
| Free throw pct         | .704    | .664    | * 02/08/14 | at Tennessee | L 53-72 | 17215 |
| F-Throws made per game | 18.3    | 20.1    | * 2/13/14  | VANDERBILT   | w 65-59 | 9829  |
| REBOUNDS               | 397     | 372     | * 2/15/14  | ALABAMA      | w 67-66 | 8186  |
| Rebounds per game      | 33.1    | 31.0    |            |              |         |       |
| Rebounding margin      | +2.1    | -       |            |              |         |       |
| ASSISTS                | 142     | 166     |            |              |         |       |
| Assists per game       | 11.8    | 13.8    |            |              |         |       |
| TURNOVERS              | 187     | 166     |            |              |         |       |
| Turnovers per game     | 15.6    | 13.8    |            |              |         |       |
| Turnover margin        | -1.7    | -       |            |              |         |       |
| Assist/turnover ratio  | 0.8     | 1.0     |            |              |         |       |
| STEALS                 | 88      | 96      |            |              |         |       |
| Steals per game        | 7.3     | 8.0     |            |              |         |       |
| BLOCKS                 | 48      | 54      |            |              |         |       |
| Blocks per game        | 4.0     | 4.5     |            |              |         |       |
| ATTENDANCE             | 62919   | 62995   |            |              |         |       |
| Home games-Avg/Game    | 6-10486 | 6-10499 |            |              |         |       |
| Neutral site-Avg/Game  | -       | 0-0     |            |              |         |       |

\* = Conference game  
 % - Hawaiian Airlines Diamond Head Classic (Honolulu, Hawaii)  
 # - Big 12/SEC Challenge (Stillwater, Okla.)  
 \$ - ESPN College Hoops Marathon (Waco, Texas)

| Score by Periods | 1st | 2nd | Totals |
|------------------|-----|-----|--------|
| South Carolina   | 377 | 450 | 827    |
| Opponents        | 399 | 478 | 877    |





South Carolina Basketball  
 South Carolina Team Game-by-Game Comparison (as of Feb 15, 2014)  
 All games

| Opponent       | 1st   | 2nd   | Score | Mar  | Total FG    | FG Pct    | 3-Pointers | 3FG Pct   | Free Throws | FT Pct    | Rebounds   | Assist | T/Over | Block | Steal | Fouls |
|----------------|-------|-------|-------|------|-------------|-----------|------------|-----------|-------------|-----------|------------|--------|--------|-------|-------|-------|
| LONGWOOD       | 37/15 | 45/29 | 82-44 | +38  | 28-57/13-57 | .491/.228 | 6-20/4-22  | .300/.182 | 20-24/14-22 | .833/.636 | 50/27 +23  | 13/7   | 15/13  | 8/0   | 5/9   | 18/19 |
| Baylor         | 39/38 | 25/28 | 64-66 | (2)  | 18-50/19-50 | .360/.380 | 3-8/6-17   | .375/.353 | 25-36/22-41 | .694/.537 | 35/46 (11) | 14/12  | 8/15   | 4/6   | 9/4   | 29/26 |
| Clemson        | 26/35 | 31/36 | 57-71 | (14) | 23-65/21-48 | .354/.438 | 1-10/5-14  | .100/.357 | 10-18/24-26 | .556/.923 | 41/33 +8   | 7/14   | 13/12  | 2/12  | 6/8   | 21/20 |
| FIU            | 39/42 | 45/30 | 84-72 | +12  | 30-59/24-50 | .508/.480 | 8-19/6-16  | .421/.375 | 16-21/18-21 | .762/.857 | 31/27 +4   | 19/13  | 13/16  | 3/3   | 5/9   | 15/18 |
| Oklahoma State | 15/39 | 37/40 | 52-79 | (27) | 16-45/25-56 | .356/.446 | 6-11/5-22  | .545/.227 | 14-22/24-32 | .636/.750 | 36/32 +4   | 10/13  | 24/7   | 4/4   | 3/10  | 26/17 |
| MANHATTAN      | 34/45 | 34/41 | 68-86 | (18) | 22-52/23-49 | .423/.469 | 2-7/6-13   | .286/.462 | 22-38/34-39 | .579/.872 | 27/33 (6)  | 15/13  | 16/16  | 3/9   | 3/11  | 23/30 |
| USC UPSTATE    | 37/33 | 31/41 | 68-74 | (6)  | 23-69/24-56 | .333/.429 | 8-29/6-21  | .276/.286 | 14-20/20-35 | .700/.571 | 45/45 -    | 15/17  | 12/14  | 5/5   | 9/8   | 24/17 |
| Saint Mary's   | 33/27 | 45/44 | 78-71 | +7   | 28-48/22-54 | .583/.407 | 4-7/7-19   | .571/.368 | 18-29/20-25 | .621/.800 | 32/27 +5   | 12/11  | 11/11  | 3/2   | 6/3   | 24/20 |
| Boise State    | 28/43 | 26/37 | 54-80 | (26) | 19-51/29-54 | .373/.537 | 4-16/9-22  | .250/.409 | 12-18/13-19 | .667/.684 | 30/28 +2   | 6/16   | 18/9   | 4/3   | 3/7   | 18/22 |
| Akron          | 25/31 | 44/28 | 69-59 | +10  | 25-60/22-58 | .417/.379 | 2-9/5-17   | .222/.294 | 17-21/10-19 | .810/.526 | 38/35 +3   | 12/10  | 10/16  | 3/8   | 6/5   | 21/19 |
| AKRON          | 30/24 | 48/21 | 78-45 | +33  | 28-63/13-40 | .444/.325 | 8-15/4-16  | .533/.250 | 14-19/15-23 | .737/.652 | 34/27 +7   | 20/6   | 7/21   | 5/3   | 6/4   | 19/23 |
| MARSHALL       | 36/31 | 56/34 | 92-65 | +27  | 34-66/17-45 | .515/.378 | 6-12/1-14  | .500/.071 | 18-26/30-47 | .692/.638 | 44/27 +17  | 19/9   | 11/16  | 4/6   | 7/2   | 32/26 |
| SC STATE       | 44/33 | 38/42 | 82-75 | +7   | 25-50/29-65 | .500/.446 | 7-15/5-20  | .467/.250 | 25-35/12-18 | .714/.667 | 31/35 (4)  | 13/14  | 13/10  | 4/5   | 4/7   | 16/27 |
| Florida        | 21/34 | 37/40 | 58-74 | (16) | 18-41/26-45 | .439/.578 | 5-10/5-19  | .500/.263 | 17-26/17-24 | .654/.708 | 28/25 +3   | 9/16   | 21/15  | 0/4   | 7/10  | 20/19 |
| LSU            | 30/32 | 38/39 | 68-71 | (3)  | 20-48/22-56 | .417/.393 | 4-11/5-18  | .364/.278 | 24-34/22-35 | .706/.629 | 32/42 (10) | 10/13  | 19/19  | 4/4   | 9/14  | 28/24 |
| Texas A&M      | 39/38 | 28/37 | 67-75 | (8)  | 23-49/22-40 | .469/.550 | 5-18/7-16  | .278/.438 | 16-22/24-41 | .727/.585 | 33/25 +8   | 15/14  | 17/11  | 2/3   | 9/6   | 31/20 |
| OLE MISS       | 37/27 | 37/48 | 74-75 | (1)  | 22-60/21-49 | .367/.429 | 6-21/5-21  | .286/.238 | 24-36/28-37 | .667/.757 | 40/31 +9   | 15/9   | 21/20  | 5/10  | 9/12  | 29/27 |
| Georgia        | 34/45 | 42/52 | 76-97 | (21) | 22-48/27-49 | .458/.551 | 8-14/10-18 | .571/.556 | 24-36/33-50 | .667/.660 | 27/39 (12) | 8/21   | 15/14  | 4/2   | 9/6   | 33/26 |
| Missouri       | 22/38 | 52/44 | 74-82 | (8)  | 23-59/26-48 | .390/.542 | 10-26/8-17 | .385/.471 | 18-22/22-33 | .818/.667 | 32/33 (1)  | 12/18  | 11/11  | 2/3   | 5/2   | 29/17 |
| TEXAS A&M      | 41/21 | 39/31 | 80-52 | +28  | 24-46/16-45 | .522/.356 | 6-15/4-16  | .400/.250 | 26-32/16-29 | .813/.552 | 33/25 +8   | 11/11  | 15/18  | 7/2   | 11/10 | 19/23 |
| Ole Miss       | 40/35 | 31/40 | 71-75 | (4)  | 23-49/26-59 | .469/.441 | 7-15/6-19  | .467/.316 | 18-27/17-24 | .667/.708 | 38/28 +10  | 13/13  | 18/9   | 6/5   | 3/6   | 21/21 |
| AUBURN         | 35/38 | 39/41 | 74-79 | (5)  | 27-61/29-55 | .443/.527 | 7-17/5-16  | .412/.313 | 13-22/16-20 | .591/.800 | 31/32 (1)  | 17/16  | 12/14  | 3/3   | 5/8   | 17/20 |
| Tennessee      | 22/45 | 31/27 | 53-72 | (19) | 20-56/28-53 | .357/.528 | 3-14/7-16  | .214/.438 | 10-13/9-16  | .769/.563 | 31/36 (5)  | 8/15   | 14/13  | 4/5   | 9/10  | 17/14 |
| VANDERBILT     | 28/27 | 37/32 | 65-59 | +6   | 24-64/21-48 | .375/.438 | 4-13/3-15  | .308/.200 | 13-21/14-23 | .619/.609 | 45/31 +14  | 11/9   | 11/12  | 6/8   | 8/5   | 22/18 |
| ALABAMA        | 28/19 | 39/47 | 67-66 | +1   | 23-47/18-43 | .489/.419 | 5-13/7-15  | .385/.467 | 16-20/23-31 | .800/.742 | 27/25 +2   | 13/11  | 13/10  | 5/5   | 4/7   | 23/20 |

Note: Game totals are displayed in the format TEAM/OPPONENT for each category



South Carolina Basketball  
 South Carolina Category Leaders (as of Feb 15, 2014)  
 All games

| Points               | G  | Pts | Pts/G |
|----------------------|----|-----|-------|
| THORNWELL, Sindarius | 25 | 347 | 13.9  |
| WILLIAMS, Brenton    | 25 | 341 | 13.6  |
| NOTICE, Duane        | 25 | 190 | 7.6   |
| JOHNSON, Tyrone      | 16 | 179 | 11.2  |
| CARRERA, Michael     | 24 | 159 | 6.6   |
| KACINAS, Mindaugas   | 25 | 130 | 5.2   |
| HENRY, Demetrius     | 25 | 118 | 4.7   |
| CHATKEVICIUS, L.     | 24 | 109 | 4.5   |
| SHAW, Jaylen         | 22 | 76  | 3.5   |
| RINGER, Desmond      | 22 | 54  | 2.5   |
| STEELE, Brian        | 13 | 20  | 1.5   |
| ELLINGTON, Bruce     | 3  | 17  | 5.7   |

| FG Percentage        | FG  | Att | Pct  |
|----------------------|-----|-----|------|
| CHATKEVICIUS, L.     | 49  | 80  | .613 |
| KACINAS, Mindaugas   | 48  | 87  | .552 |
| SHAW, Jaylen         | 21  | 47  | .447 |
| NOTICE, Duane        | 66  | 151 | .437 |
| WILLIAMS, Brenton    | 101 | 236 | .428 |
| HENRY, Demetrius     | 55  | 131 | .420 |
| CARRERA, Michael     | 52  | 125 | .416 |
| RINGER, Desmond      | 17  | 41  | .415 |
| THORNWELL, Sindarius | 108 | 262 | .412 |
| JOHNSON, Tyrone      | 52  | 133 | .391 |
| STEELE, Brian        | 8   | 23  | .348 |
| THEUS JR., Reggie    | 2   | 7   | .286 |
| ELLINGTON, Bruce     | 6   | 21  | .286 |

| 3-Point Percentage   | 3FG | Att | Pct  |
|----------------------|-----|-----|------|
| SHAW, Jaylen         | 14  | 29  | .483 |
| WILLIAMS, Brenton    | 62  | 146 | .425 |
| JOHNSON, Tyrone      | 8   | 19  | .421 |
| THORNWELL, Sindarius | 26  | 75  | .347 |
| NOTICE, Duane        | 12  | 38  | .316 |
| STEELE, Brian        | 4   | 14  | .286 |
| CARRERA, Michael     | 5   | 20  | .250 |
| ELLINGTON, Bruce     | 3   | 13  | .231 |
| MCKIE, Justin        | 1   | 8   | .125 |
| CHATKEVICIUS, L.     | 0   | 1   | .000 |
| KACINAS, Mindaugas   | 0   | 1   | .000 |
| CONSTABLE, Austin    | 0   | 1   | .000 |

| Free Throw Percent   | FG  | Att | Pct   |
|----------------------|-----|-----|-------|
| ELLINGTON, Bruce     | 2   | 2   | 1.000 |
| WILLIAMS, Brenton    | 77  | 80  | .963  |
| SHAW, Jaylen         | 20  | 23  | .870  |
| JOHNSON, Tyrone      | 67  | 89  | .753  |
| THORNWELL, Sindarius | 105 | 141 | .745  |
| CARRERA, Michael     | 50  | 76  | .658  |
| NOTICE, Duane        | 46  | 70  | .657  |
| RINGER, Desmond      | 20  | 32  | .625  |
| KACINAS, Mindaugas   | 34  | 55  | .618  |
| CHATKEVICIUS, L.     | 11  | 21  | .524  |
| MCKIE, Justin        | 2   | 4   | .500  |
| THEUS JR., Reggie    | 2   | 8   | .250  |

| Scoring Average      | G  | Pts | Avg/G |
|----------------------|----|-----|-------|
| THORNWELL, Sindarius | 25 | 347 | 13.9  |
| WILLIAMS, Brenton    | 25 | 341 | 13.6  |
| JOHNSON, Tyrone      | 16 | 179 | 11.2  |
| NOTICE, Duane        | 25 | 190 | 7.6   |
| CARRERA, Michael     | 24 | 159 | 6.6   |
| ELLINGTON, Bruce     | 3  | 17  | 5.7   |
| KACINAS, Mindaugas   | 25 | 130 | 5.2   |
| HENRY, Demetrius     | 25 | 118 | 4.7   |
| CHATKEVICIUS, L.     | 24 | 109 | 4.5   |
| SHAW, Jaylen         | 22 | 76  | 3.5   |
| RINGER, Desmond      | 22 | 54  | 2.5   |
| STEELE, Brian        | 13 | 20  | 1.5   |

| Field Goal Attempts  | G  | Att | Att/G |
|----------------------|----|-----|-------|
| THORNWELL, Sindarius | 25 | 262 | 10.5  |
| WILLIAMS, Brenton    | 25 | 236 | 9.4   |
| NOTICE, Duane        | 25 | 151 | 6.0   |
| JOHNSON, Tyrone      | 16 | 133 | 8.3   |
| HENRY, Demetrius     | 25 | 131 | 5.2   |

| Field Goals Made     | G  | Made | Made/G |
|----------------------|----|------|--------|
| THORNWELL, Sindarius | 25 | 108  | 4.3    |
| WILLIAMS, Brenton    | 25 | 101  | 4.0    |
| NOTICE, Duane        | 25 | 66   | 2.6    |
| HENRY, Demetrius     | 25 | 55   | 2.2    |
| JOHNSON, Tyrone      | 16 | 52   | 3.3    |
| CARRERA, Michael     | 24 | 52   | 2.2    |

| 3-Point FG Attempts  | G  | Att | Att/G |
|----------------------|----|-----|-------|
| WILLIAMS, Brenton    | 25 | 146 | 5.8   |
| THORNWELL, Sindarius | 25 | 75  | 3.0   |
| NOTICE, Duane        | 25 | 38  | 1.5   |
| SHAW, Jaylen         | 22 | 29  | 1.3   |
| CARRERA, Michael     | 24 | 20  | 0.8   |

| 3-Point FG Made      | G  | Made | Made/G |
|----------------------|----|------|--------|
| WILLIAMS, Brenton    | 25 | 62   | 2.5    |
| THORNWELL, Sindarius | 25 | 26   | 1.0    |
| SHAW, Jaylen         | 22 | 14   | 0.6    |
| NOTICE, Duane        | 25 | 12   | 0.5    |
| JOHNSON, Tyrone      | 16 | 8    | 0.5    |

| Free Throw Attempts  | G  | Att | Att/G |
|----------------------|----|-----|-------|
| THORNWELL, Sindarius | 25 | 141 | 5.6   |
| JOHNSON, Tyrone      | 16 | 89  | 5.6   |
| WILLIAMS, Brenton    | 25 | 80  | 3.2   |
| CARRERA, Michael     | 24 | 76  | 3.2   |
| NOTICE, Duane        | 25 | 70  | 2.8   |

| Free Throws Made     | G  | Made | Made/G |
|----------------------|----|------|--------|
| THORNWELL, Sindarius | 25 | 105  | 4.2    |
| WILLIAMS, Brenton    | 25 | 77   | 3.1    |
| JOHNSON, Tyrone      | 16 | 67   | 4.2    |
| CARRERA, Michael     | 24 | 50   | 2.1    |
| NOTICE, Duane        | 25 | 46   | 1.8    |



South Carolina Basketball  
 South Carolina Category Leaders (as of Feb 15, 2014)  
 All games

| Rebounds             | G  | Reb | Reb/G |
|----------------------|----|-----|-------|
| CARRERA, Michael     | 24 | 125 | 5.2   |
| KACINAS, Mindaugas   | 25 | 118 | 4.7   |
| THORNWELL, Sindarius | 25 | 100 | 4.0   |
| HENRY, Demetrius     | 25 | 94  | 3.8   |
| CHATKEVICIUS, L.     | 24 | 84  | 3.5   |

| Assists              | G  | No. | Ast/G |
|----------------------|----|-----|-------|
| NOTICE, Duane        | 25 | 72  | 2.9   |
| THORNWELL, Sindarius | 25 | 71  | 2.8   |
| JOHNSON, Tyrone      | 16 | 55  | 3.4   |
| WILLIAMS, Brenton    | 25 | 33  | 1.3   |
| SHAW, Jaylen         | 22 | 28  | 1.3   |

| Rebound Average      | G  | Reb | Avg/G |
|----------------------|----|-----|-------|
| CARRERA, Michael     | 24 | 125 | 5.2   |
| KACINAS, Mindaugas   | 25 | 118 | 4.7   |
| THORNWELL, Sindarius | 25 | 100 | 4.0   |
| HENRY, Demetrius     | 25 | 94  | 3.8   |
| CHATKEVICIUS, L.     | 24 | 84  | 3.5   |

| Steals               | G  | No. | Stl/G |
|----------------------|----|-----|-------|
| THORNWELL, Sindarius | 25 | 28  | 1.1   |
| KACINAS, Mindaugas   | 25 | 24  | 1.0   |
| WILLIAMS, Brenton    | 25 | 22  | 0.9   |
| CARRERA, Michael     | 24 | 21  | 0.9   |
| NOTICE, Duane        | 25 | 14  | 0.6   |

| Offensive Rebounds   | G  | No. | Avg/G |
|----------------------|----|-----|-------|
| CARRERA, Michael     | 24 | 54  | 2.3   |
| KACINAS, Mindaugas   | 25 | 53  | 2.1   |
| HENRY, Demetrius     | 25 | 45  | 1.8   |
| THORNWELL, Sindarius | 25 | 30  | 1.2   |
| CHATKEVICIUS, L.     | 24 | 25  | 1.0   |

| Blocked Shots        | G  | No. | Blk/G |
|----------------------|----|-----|-------|
| CARRERA, Michael     | 24 | 27  | 1.1   |
| HENRY, Demetrius     | 25 | 18  | 0.7   |
| THORNWELL, Sindarius | 25 | 15  | 0.6   |
| KACINAS, Mindaugas   | 25 | 15  | 0.6   |
| CHATKEVICIUS, L.     | 24 | 14  | 0.6   |

| Defensive Rebounds   | G  | No. | Avg/G |
|----------------------|----|-----|-------|
| CARRERA, Michael     | 24 | 71  | 3.0   |
| THORNWELL, Sindarius | 25 | 70  | 2.8   |
| KACINAS, Mindaugas   | 25 | 65  | 2.6   |
| CHATKEVICIUS, L.     | 24 | 59  | 2.5   |
| HENRY, Demetrius     | 25 | 49  | 2.0   |

| Minutes              | G  | No. | Min/G |
|----------------------|----|-----|-------|
| THORNWELL, Sindarius | 25 | 716 | 28.6  |
| WILLIAMS, Brenton    | 25 | 695 | 27.8  |
| NOTICE, Duane        | 25 | 606 | 24.2  |
| KACINAS, Mindaugas   | 25 | 551 | 22.0  |
| HENRY, Demetrius     | 25 | 485 | 19.4  |

| Fouls                | G  | No. | Per/G |
|----------------------|----|-----|-------|
| HENRY, Demetrius     | 25 | 90  | 3.6   |
| KACINAS, Mindaugas   | 25 | 82  | 3.3   |
| THORNWELL, Sindarius | 25 | 74  | 3.0   |
| CARRERA, Michael     | 24 | 57  | 2.4   |
| CHATKEVICIUS, L.     | 24 | 55  | 2.3   |

| Turnovers            | G  | No. | TO/G |
|----------------------|----|-----|------|
| THORNWELL, Sindarius | 25 | 68  | 2.7  |
| NOTICE, Duane        | 25 | 67  | 2.7  |
| KACINAS, Mindaugas   | 25 | 44  | 1.8  |
| JOHNSON, Tyrone      | 16 | 30  | 1.9  |
| CARRERA, Michael     | 24 | 28  | 1.2  |

| Foulsouts            | G  | No. |
|----------------------|----|-----|
| HENRY, Demetrius     | 25 | 6   |
| KACINAS, Mindaugas   | 25 | 4   |
| NOTICE, Duane        | 25 | 2   |
| THORNWELL, Sindarius | 25 | 2   |
| STEELE, Brian        | 13 | 1   |
| CHATKEVICIUS, L.     | 24 | 1   |



South Carolina Basketball  
South Carolina Team High/Low Analysis (as of Feb 15, 2014)  
All games

South Carolina - TEAM GAME HIGHS

|                       |              |                              |
|-----------------------|--------------|------------------------------|
| POINTS                | 92           | MARSHALL (12/30/13)          |
|                       | 84           | FIU (11/24/13)               |
|                       | 82           | SC STATE (1/3/14)            |
|                       | 82           | LONGWOOD (11/9/13)           |
|                       | 80           | TEXAS A&M (1/29/14)          |
| FIELD GOALS MADE      | 34           | MARSHALL (12/30/13)          |
|                       | 30           | FIU (11/24/13)               |
| FIELD GOAL ATTEMPTS   | 69           | USC UPSTATE (12/19/13)       |
|                       | 66           | MARSHALL (12/30/13)          |
| FIELD GOAL PERCENTAGE | .583 (28-48) | vs Saint Mary's (12/22/13)   |
|                       | .522 (24-46) | TEXAS A&M (1/29/14)          |
| 3 PT FIELD GOALS MADE | 10           | at Missouri (01/25/14)       |
|                       | 8            | at Georgia (01/22/14)        |
|                       | 8            | AKRON (12/28/13)             |
|                       | 8            | USC UPSTATE (12/19/13)       |
|                       | 8            | FIU (11/24/13)               |
| 3 PT FG ATTEMPTS      | 29           | USC UPSTATE (12/19/13)       |
|                       | 26           | at Missouri (01/25/14)       |
| 3 PT FG PERCENTAGE    | .571 (8-14)  | at Georgia (01/22/14)        |
|                       | .571 (4-7)   | vs Saint Mary's (12/22/13)   |
| FREE THROWS MADE      | 26           | TEXAS A&M (1/29/14)          |
|                       | 25           | SC STATE (1/3/14)            |
|                       | 25           | at Baylor (11/12/13)         |
| FREE THROW ATTEMPTS   | 38           | MANHATTAN (12/17/13)         |
|                       | 36           | at Georgia (01/22/14)        |
|                       | 36           | OLE MISS (1/18/14)           |
|                       | 36           | at Baylor (11/12/13)         |
| FREE THROW PERCENTAGE | .833 (20-24) | LONGWOOD (11/9/13)           |
|                       | .818 (18-22) | at Missouri (01/25/14)       |
| REBOUNDS              | 50           | LONGWOOD (11/9/13)           |
|                       | 45           | VANDERBILT (2/13/14)         |
|                       | 45           | USC UPSTATE (12/19/13)       |
| ASSISTS               | 20           | AKRON (12/28/13)             |
|                       | 19           | MARSHALL (12/30/13)          |
|                       | 19           | FIU (11/24/13)               |
| STEALS                | 11           | TEXAS A&M (1/29/14)          |
|                       | 9            | at Tennessee (02/08/14)      |
|                       | 9            | at Georgia (01/22/14)        |
|                       | 9            | OLE MISS (1/18/14)           |
|                       | 9            | at Texas A&M (01/15/14)      |
|                       | 9            | LSU (1/11/14)                |
|                       | 9            | USC UPSTATE (12/19/13)       |
|                       | 9            | at Baylor (11/12/13)         |
| BLOCKED SHOTS         | 8            | LONGWOOD (11/9/13)           |
|                       | 7            | TEXAS A&M (1/29/14)          |
| TURNOVERS             | 24           | at Oklahoma State (12-06-13) |
|                       | 21           | OLE MISS (1/18/14)           |
|                       | 21           | at Florida (1/8/14)          |
| FOULS                 | 33           | at Georgia (01/22/14)        |
|                       | 32           | MARSHALL (12/30/13)          |



South Carolina Basketball  
South Carolina High/Low Analysis (as of Feb 15, 2014)  
All games

Opponent - GAME HIGHS

|                       |              |                              |
|-----------------------|--------------|------------------------------|
| POINTS                | 97           | at Georgia (01/22/14)        |
|                       | 86           | MANHATTAN (12/17/13)         |
|                       | 82           | at Missouri (01/25/14)       |
|                       | 80           | vs Boise State (12/23/13)    |
|                       | 79           | AUBURN (2/5/14)              |
|                       | 79           | at Oklahoma State (12-06-13) |
| FIELD GOALS MADE      | 29           | AUBURN (2/5/14)              |
|                       | 29           | SC STATE (1/3/14)            |
|                       | 29           | vs Boise State (12/23/13)    |
| FIELD GOAL ATTEMPTS   | 65           | SC STATE (1/3/14)            |
|                       | 59           | at Ole Miss (2/1/14)         |
| FIELD GOAL PERCENTAGE | .578 (26-45) | at Florida (1/8/14)          |
|                       | .551 (27-49) | at Georgia (01/22/14)        |
| 3 PT FIELD GOALS MADE | 10           | at Georgia (01/22/14)        |
|                       | 9            | vs Boise State (12/23/13)    |
| 3 PT FG ATTEMPTS      | 22           | vs Boise State (12/23/13)    |
|                       | 22           | at Oklahoma State (12-06-13) |
|                       | 22           | LONGWOOD (11/9/13)           |
| 3 PT FG PERCENTAGE    | .556 (10-18) | at Georgia (01/22/14)        |
|                       | .471 (8-17)  | at Missouri (01/25/14)       |
| FREE THROWS MADE      | 34           | MANHATTAN (12/17/13)         |
|                       | 33           | at Georgia (01/22/14)        |
| FREE THROW ATTEMPTS   | 50           | at Georgia (01/22/14)        |
|                       | 47           | MARSHALL (12/30/13)          |
| FREE THROW PERCENTAGE | .923 (24-26) | at Clemson (11/17/13)        |
|                       | .872 (34-39) | MANHATTAN (12/17/13)         |
| REBOUNDS              | 46           | at Baylor (11/12/13)         |
|                       | 45           | USC UPSTATE (12/19/13)       |
| ASSISTS               | 21           | at Georgia (01/22/14)        |
|                       | 18           | at Missouri (01/25/14)       |
| STEALS                | 14           | LSU (1/11/14)                |
|                       | 12           | OLE MISS (1/18/14)           |
| BLOCKED SHOTS         | 12           | at Clemson (11/17/13)        |
|                       | 10           | OLE MISS (1/18/14)           |
| TURNOVERS             | 21           | AKRON (12/28/13)             |
|                       | 20           | OLE MISS (1/18/14)           |
| FOULS                 | 30           | MANHATTAN (12/17/13)         |
|                       | 27           | OLE MISS (1/18/14)           |
|                       | 27           | SC STATE (1/3/14)            |



South Carolina Basketball  
South Carolina High/Low Analysis (as of Feb 15, 2014)  
All games

South Carolina - GAME LOWS

|                       |              |                              |
|-----------------------|--------------|------------------------------|
| POINTS                | 52           | at Oklahoma State (12-06-13) |
|                       | 53           | at Tennessee (02/08/14)      |
|                       | 54           | vs Boise State (12/23/13)    |
|                       | 57           | at Clemson (11/17/13)        |
|                       | 58           | at Florida (1/8/14)          |
| FIELD GOALS MADE      | 16           | at Oklahoma State (12-06-13) |
|                       | 18           | at Baylor (11/12/13)         |
|                       | 18           | at Florida (1/8/14)          |
| FIELD GOAL ATTEMPTS   | 41           | at Florida (1/8/14)          |
|                       | 45           | at Oklahoma State (12-06-13) |
| FIELD GOAL PERCENTAGE | .333 (23-69) | USC UPSTATE (12/19/13)       |
|                       | .354 (23-65) | at Clemson (11/17/13)        |
| 3 PT FIELD GOALS MADE | 1            | at Clemson (11/17/13)        |
|                       | 2            | MANHATTAN (12/17/13)         |
|                       | 2            | vs Akron (12/25/13)          |
| 3 PT FG ATTEMPTS      | 7            | MANHATTAN (12/17/13)         |
|                       | 7            | vs Saint Mary's (12/22/13)   |
| 3 PT FG PERCENTAGE    | .100 (1-10)  | at Clemson (11/17/13)        |
|                       | .214 (3-14)  | at Tennessee (02/08/14)      |
| FREE THROWS MADE      | 10           | at Clemson (11/17/13)        |
|                       | 10           | at Tennessee (02/08/14)      |
| FREE THROW ATTEMPTS   | 13           | at Tennessee (02/08/14)      |
|                       | 18           | at Clemson (11/17/13)        |
|                       | 18           | vs Boise State (12/23/13)    |
| FREE THROW PERCENTAGE | .556 (10-18) | at Clemson (11/17/13)        |
|                       | .579 (22-38) | MANHATTAN (12/17/13)         |
| REBOUNDS              | 27           | MANHATTAN (12/17/13)         |
|                       | 27           | at Georgia (01/22/14)        |
|                       | 27           | ALABAMA (2/15/14)            |
| ASSISTS               | 6            | vs Boise State (12/23/13)    |
|                       | 7            | at Clemson (11/17/13)        |
| STEALS                | 3            | at Oklahoma State (12-06-13) |
|                       | 3            | MANHATTAN (12/17/13)         |
|                       | 3            | vs Boise State (12/23/13)    |
|                       | 3            | at Ole Miss (2/1/14)         |
| BLOCKED SHOTS         | 0            | at Florida (1/8/14)          |
|                       | 2            | at Clemson (11/17/13)        |
|                       | 2            | at Texas A&M (01/15/14)      |
|                       | 2            | at Missouri (01/25/14)       |
| TURNOVERS             | 7            | AKRON (12/28/13)             |
|                       | 8            | at Baylor (11/12/13)         |
| FOULS                 | 15           | FIU (11/24/13)               |
|                       | 16           | SC STATE (1/3/14)            |



South Carolina Basketball  
 South Carolina High/Low Analysis (as of Feb 15, 2014)  
 All games

Opponent - GAME LOWS

|                       |              |                              |
|-----------------------|--------------|------------------------------|
| POINTS                | 44           | LONGWOOD (11/9/13)           |
|                       | 45           | AKRON (12/28/13)             |
|                       | 52           | TEXAS A&M (1/29/14)          |
|                       | 59           | vs Akron (12/25/13)          |
|                       | 59           | VANDERBILT (2/13/14)         |
| FIELD GOALS MADE      | 13           | LONGWOOD (11/9/13)           |
|                       | 13           | AKRON (12/28/13)             |
| FIELD GOAL ATTEMPTS   | 40           | AKRON (12/28/13)             |
|                       | 40           | at Texas A&M (01/15/14)      |
| FIELD GOAL PERCENTAGE | .228 (13-57) | LONGWOOD (11/9/13)           |
|                       | .325 (13-40) | AKRON (12/28/13)             |
| 3 PT FIELD GOALS MADE | 1            | MARSHALL (12/30/13)          |
|                       | 3            | VANDERBILT (2/13/14)         |
| 3 PT FG ATTEMPTS      | 13           | MANHATTAN (12/17/13)         |
|                       | 14           | at Clemson (11/17/13)        |
|                       | 14           | MARSHALL (12/30/13)          |
| 3 PT FG PERCENTAGE    | .071 (1-14)  | MARSHALL (12/30/13)          |
|                       | .182 (4-22)  | LONGWOOD (11/9/13)           |
| FREE THROWS MADE      | 9            | at Tennessee (02/08/14)      |
|                       | 10           | vs Akron (12/25/13)          |
| FREE THROW ATTEMPTS   | 16           | at Tennessee (02/08/14)      |
|                       | 18           | SC STATE (1/3/14)            |
| FREE THROW PERCENTAGE | .526 (10-19) | vs Akron (12/25/13)          |
|                       | .537 (22-41) | at Baylor (11/12/13)         |
| REBOUNDS              | 25           | at Florida (1/8/14)          |
|                       | 25           | at Texas A&M (01/15/14)      |
|                       | 25           | TEXAS A&M (1/29/14)          |
|                       | 25           | ALABAMA (2/15/14)            |
| ASSISTS               | 6            | AKRON (12/28/13)             |
|                       | 7            | LONGWOOD (11/9/13)           |
| STEALS                | 2            | MARSHALL (12/30/13)          |
|                       | 2            | at Missouri (01/25/14)       |
| BLOCKED SHOTS         | 0            | LONGWOOD (11/9/13)           |
|                       | 2            | vs Saint Mary's (12/22/13)   |
|                       | 2            | at Georgia (01/22/14)        |
|                       | 2            | TEXAS A&M (1/29/14)          |
| TURNOVERS             | 7            | at Oklahoma State (12-06-13) |
|                       | 9            | vs Boise State (12/23/13)    |
|                       | 9            | at Ole Miss (2/1/14)         |
| FOULS                 | 14           | at Tennessee (02/08/14)      |
|                       | 17           | at Oklahoma State (12-06-13) |
|                       | 17           | USC UPSTATE (12/19/13)       |
|                       | 17           | at Missouri (01/25/14)       |



South Carolina Basketball  
South Carolina Player High/Low Analysis (as of Feb 15, 2014)  
All games

South Carolina - I N D I V I D U A L G A M E H I G H S

|                          |       |       |  |
|--------------------------|-------|-------|--|
| Points                   | 32    |       | WILLIAMS, Brenton at Missouri (01/25/14)       |
|                          | 29    |       | WILLIAMS, Brenton vs Auburn (2/5/14)           |
|                          | 26    |       | THORNWELL, Sindarius at Georgia (01/22/14)     |
|                          | 25    |       | THORNWELL, Sindarius vs LSU (1/11/14)          |
|                          | 24    |       | THORNWELL, Sindarius vs Ole Miss (1/18/14)     |
|                          | 24    |       | WILLIAMS, Brenton vs Akron (12/28/13)          |
| Field Goals Made         | 10    |       | WILLIAMS, Brenton vs Auburn (2/5/14)           |
|                          | 9     |       | THORNWELL, Sindarius vs LSU (1/11/14)          |
| Field Goal Att.          | 18    |       | THORNWELL, Sindarius at Tennessee (02/08/14)   |
|                          | 18    |       | THORNWELL, Sindarius vs USC Upstate (12/19/13) |
| FG Pct (min 5 made)      | .857  | (6-7) | CHATKEVICIUS, L. vs Ole Miss (1/18/14)         |
|                          | .857  | (6-7) | WILLIAMS, Brenton vs SC State (1/3/14)         |
|                          | .857  | (6-7) | HENRY, Demetrius vs Marshall (12/30/13)        |
| 3-Point FG Made          | 7     |       | WILLIAMS, Brenton at Missouri (01/25/14)       |
|                          | 6     |       | WILLIAMS, Brenton vs Auburn (2/5/14)           |
|                          | 6     |       | WILLIAMS, Brenton vs Akron (12/28/13)          |
| 3-Point FG Att.          | 14    |       | WILLIAMS, Brenton at Missouri (01/25/14)       |
|                          | 10    |       | WILLIAMS, Brenton vs Auburn (2/5/14)           |
|                          | 10    |       | THORNWELL, Sindarius vs USC Upstate (12/19/13) |
| 3-Pt FG Pct (min 2 made) | 1.000 | (2-2) | SHAW, Jaylen vs Alabama (2/15/14)              |
|                          | 1.000 | (2-2) | THORNWELL, Sindarius at Florida (1/8/14)       |
|                          | 1.000 | (2-2) | JOHNSON, Tyrone vs SC State (1/3/14)           |
|                          | 1.000 | (2-2) | JOHNSON, Tyrone vs Marshall (12/30/13)         |
| Free Throws Made         | 10    |       | THORNWELL, Sindarius vs Manhattan (12/17/13)   |
|                          | 9     |       | THORNWELL, Sindarius vs Alabama (2/15/14)      |
|                          | 9     |       | WILLIAMS, Brenton at Missouri (01/25/14)       |
|                          | 9     |       | THORNWELL, Sindarius at Georgia (01/22/14)     |
|                          | 9     |       | WILLIAMS, Brenton vs Ole Miss (1/18/14)        |
| Free Throw Att.          | 13    |       | THORNWELL, Sindarius vs Manhattan (12/17/13)   |
|                          | 12    |       | THORNWELL, Sindarius at Georgia (01/22/14)     |
| FT Pct (min 3 made)      | 1.000 | (9-9) | WILLIAMS, Brenton at Missouri (01/25/14)       |
|                          | 1.000 | (9-9) | WILLIAMS, Brenton vs Ole Miss (1/18/14)        |
|                          | 1.000 | (8-8) | THORNWELL, Sindarius vs Texas A&M (1/29/14)    |
|                          | 1.000 | (6-6) | WILLIAMS, Brenton at Ole Miss (2/1/14)         |
|                          | 1.000 | (6-6) | NOTICE, Duane vs Texas A&M (1/29/14)           |
|                          | 1.000 | (6-6) | SHAW, Jaylen at Georgia (01/22/14)             |
|                          | 1.000 | (6-6) | WILLIAMS, Brenton at Texas A&M (01/15/14)      |
|                          | 1.000 | (6-6) | JOHNSON, Tyrone vs Akron (12/25/13)            |
|                          | 1.000 | (6-6) | WILLIAMS, Brenton vs FIU (11/24/13)            |
|                          | 1.000 | (6-6) | CARRERA, Michael at Baylor (11/12/13)          |
|                          | 1.000 | (5-5) | WILLIAMS, Brenton vs SC State (1/3/14)         |
|                          | 1.000 | (5-5) | KACINAS, Mindaugas vs Akron (12/28/13)         |
|                          | 1.000 | (4-4) | CARRERA, Michael vs Alabama (2/15/14)          |
|                          | 1.000 | (4-4) | THORNWELL, Sindarius at Ole Miss (2/1/14)      |
|                          | 1.000 | (4-4) | SHAW, Jaylen vs Marshall (12/30/13)            |
|                          | 1.000 | (4-4) | WILLIAMS, Brenton vs Akron (12/25/13)          |
|                          | 1.000 | (4-4) | WILLIAMS, Brenton vs Boise State (12/23/13)    |
|                          | 1.000 | (4-4) | CARRERA, Michael vs Manhattan (12/17/13)       |
|                          | 1.000 | (4-4) | WILLIAMS, Brenton at Baylor (11/12/13)         |
|                          | 1.000 | (3-3) | WILLIAMS, Brenton at Tennessee (02/08/14)      |
|                          | 1.000 | (3-3) | WILLIAMS, Brenton vs Auburn (2/5/14)           |
|                          | 1.000 | (3-3) | THORNWELL, Sindarius at Missouri (01/25/14)    |
|                          | 1.000 | (3-3) | RINGER, Desmond at Florida (1/8/14)            |



|               |       |       |   |
|---------------|-------|-------|---|
|               | 1.000 | (3-3) | THORNWELL, Sindarius at Clemson (11/17/13)    |
| Rebounds      | 14    |       | KACINAS, Mindaugas vs Longwood (11/9/13)      |
|               | 12    |       | KACINAS, Mindaugas at Clemson (11/17/13)      |
| Assists       | 9     |       | THORNWELL, Sindarius vs Auburn (2/5/14)       |
|               | 8     |       | NOTICE, Duane vs SC State (1/3/14)            |
|               | 8     |       | JOHNSON, Tyrone at Baylor (11/12/13)          |
| Steals        | 4     |       | THORNWELL, Sindarius at Tennessee (02/08/14)  |
|               | 4     |       | THORNWELL, Sindarius vs Auburn (2/5/14)       |
|               | 4     |       | CARRERA, Michael at Texas A&M (01/15/14)      |
| Blocked Shots | 4     |       | CARRERA, Michael vs Alabama (2/15/14)         |
|               | 4     |       | CARRERA, Michael vs Marshall (12/30/13)       |
| Turnovers     | 8     |       | NOTICE, Duane at Ole Miss (2/1/14)            |
|               | 6     |       | THORNWELL, Sindarius at Ole Miss (2/1/14)     |
|               | 6     |       | NOTICE, Duane vs SC State (1/3/14)            |
|               | 6     |       | CARRERA, Michael at Oklahoma State (12-06-13) |
| Fouls         | 5     |       | NOTICE, Duane vs Alabama (2/15/14)            |
|               | 5     |       | KACINAS, Mindaugas vs Vanderbilt (2/13/14)    |
|               | 5     |       | HENRY, Demetrius at Tennessee (02/08/14)      |
|               | 5     |       | THORNWELL, Sindarius at Missouri (01/25/14)   |
|               | 5     |       | CHATKEVICIUS, L. at Georgia (01/22/14)        |
|               | 5     |       | KACINAS, Mindaugas at Georgia (01/22/14)      |
|               | 5     |       | THORNWELL, Sindarius at Texas A&M (01/15/14)  |
|               | 5     |       | STEELE, Brian vs Marshall (12/30/13)          |
|               | 5     |       | HENRY, Demetrius vs Marshall (12/30/13)       |
|               | 5     |       | HENRY, Demetrius vs Saint Mary's (12/22/13)   |
|               | 5     |       | HENRY, Demetrius vs USC Upstate (12/19/13)    |
|               | 5     |       | KACINAS, Mindaugas vs Manhattan (12/17/13)    |
|               | 5     |       | HENRY, Demetrius at Oklahoma State (12-06-13) |
|               | 5     |       | HENRY, Demetrius at Clemson (11/17/13)        |
|               | 5     |       | KACINAS, Mindaugas at Baylor (11/12/13)       |
|               | 5     |       | NOTICE, Duane vs Longwood (11/9/13)           |



South Carolina Basketball  
 South Carolina Opponent High/Low Analysis (as of Feb 15, 2014)  
 All games

OPPONENT INDIVIDUAL GAME HIGHS

|                          |       |       |  |
|--------------------------|-------|-------|--|
| Points                   | 30    |       | DRMIC,Anthony vs Boise State (12/23/13)    |
|                          | 27    |       | Releford, Trevor vs Alabama (2/15/14)      |
|                          | 26    |       | Beamon, George vs Manhattan (12/17/13)     |
|                          | 25    |       | Denson, Chris vs Auburn (2/5/14)           |
|                          | 25    |       | Harrell, KT vs Auburn (2/5/14)             |
| Field Goals Made         | 10    |       | DRMIC,Anthony vs Boise State (12/23/13)    |
|                          | 9     |       | Harrell, KT vs Auburn (2/5/14)             |
|                          | 9     |       | MURPHY, Tymell vs FIU (11/24/13)           |
| Field Goal Att.          | 21    |       | FULLER, Kyle vs Vanderbilt (2/13/14)       |
|                          | 20    |       | CAREY, Tristan vs Longwood (11/9/13)       |
| FG Pct (min 5 made)      | 1.000 | (6-6) | Djurisic, Nemanja at Georgia (01/22/14)    |
|                          | 1.000 | (5-5) | Prather, Casey at Florida (1/8/14)         |
| 3-Point FG Made          | 6     |       | McRae, Jordan at Tennessee (02/08/14)      |
|                          | 5     |       | Heslip, Brady at Baylor (11/12/13)         |
| 3-Point FG Att.          | 12    |       | Henderson, Marshall vs Ole Miss (1/18/14)  |
|                          | 10    |       | GREENE, Ty vs USC Upstate (12/19/13)       |
|                          | 10    |       | Heslip, Brady at Baylor (11/12/13)         |
|                          | 10    |       | CAREY, Tristan vs Longwood (11/9/13)       |
| 3-Pt FG Pct (min 2 made) | 1.000 | (3-3) | Djurisic, Nemanja at Georgia (01/22/14)    |
|                          | 1.000 | (2-2) | Randolph, Levi vs Alabama (2/15/14)        |
|                          | 1.000 | (2-2) | Shawn Smith at Texas A&M (01/15/14)        |
|                          | 1.000 | (2-2) | PALMER,Daryll vs SC State (1/3/14)         |
|                          | 1.000 | (2-2) | Alvarado, Michael vs Manhattan (12/17/13)  |
|                          | 1.000 | (2-2) | FILER, Adonis at Clemson (11/17/13)        |
| Free Throws Made         | 11    |       | SMITH, Shawn vs Marshall (12/30/13)        |
|                          | 10    |       | Perez, Anthony vs Ole Miss (1/18/14)       |
|                          | 10    |       | Alvarado, Michael vs Manhattan (12/17/13)  |
| Free Throw Att.          | 15    |       | SMITH, Shawn vs Marshall (12/30/13)        |
|                          | 13    |       | Summers, Jarvis vs Ole Miss (1/18/14)      |
| FT Pct (min 3 made)      | 1.000 | (8-8) | ROPER, Jordan at Clemson (11/17/13)        |
|                          | 1.000 | (7-7) | Beamon, George vs Manhattan (12/17/13)     |
|                          | 1.000 | (6-6) | Harrell, KT vs Auburn (2/5/14)             |
|                          | 1.000 | (6-6) | Gaines, Kenny at Georgia (01/22/14)        |
|                          | 1.000 | (6-6) | Kates, Donovan vs Manhattan (12/17/13)     |
|                          | 1.000 | (6-6) | BUCKLES, Rakeem vs FIU (11/24/13)          |
|                          | 1.000 | (6-6) | McDANIELS, K.J. at Clemson (11/17/13)      |
|                          | 1.000 | (5-5) | Henderson,Marshall at Ole Miss (2/1/14)    |
|                          | 1.000 | (4-4) | Mann, Charles at Georgia (01/22/14)        |
|                          | 1.000 | (4-4) | Wilbekin, Scottie at Florida (1/8/14)      |
|                          | 1.000 | (4-4) | LEVESQUE, Beau vs Saint Mary's (12/22/13)  |
|                          | 1.000 | (4-4) | FRINK, Jerome vs FIU (11/24/13)            |
|                          | 1.000 | (3-3) | Jones,Aaron at Ole Miss (2/1/14)           |
|                          | 1.000 | (3-3) | ROSS, Earnest at Missouri (01/25/14)       |
|                          | 1.000 | (3-3) | Smart, Marcus at Oklahoma State (12-06-13) |
|                          | 1.000 | (3-3) | PORCHER JIMENEZ, M. vs FIU (11/24/13)      |
| Rebounds                 | 14    |       | GLENN, Ricardo vs USC Upstate (12/19/13)   |
|                          | 12    |       | Prince, Taurean at Baylor (11/12/13)       |
| Assists                  | 8     |       | Summers, Jarvis at Ole Miss (2/1/14)       |
|                          | 7     |       | Alex Caruso at Texas A&M (01/15/14)        |
| Steals                   | 5     |       | MARTIN, Jarell vs LSU (1/11/14)            |
|                          | 4     |       | Henderson,Marshall at Ole Miss (2/1/14)    |
|                          | 4     |       | Beamon, George vs Manhattan (12/17/13)     |
| Blocked Shots            | 7     |       | JONES, Damian vs Vanderbilt (2/13/14)      |

|           |    |  |
|-----------|----|--|
|           | 7  | McDANIELS, K.J. at Clemson (11/17/13)  |
| Turnovers | 11 | CANTY, Kareem vs Marshall (12/30/13)   |
|           | 7  | DIGGS, Quincy vs Akron (12/28/13)      |
| Fouls     | 5  | Perez,Anthony at Ole Miss (2/1/14)     |
|           | 5  | Mann, Charles at Georgia (01/22/14)    |
|           | 5  | Cox, Demarco vs Ole Miss (1/18/14)     |
|           | 5  | Saiz, Sebastian vs Ole Miss (1/18/14)  |
|           | 5  | Jones, Aaron vs Ole Miss (1/18/14)     |
|           | 5  | TAYLOR, Ryan vs Marshall (12/30/13)    |
|           | 5  | THOMAS, Chris vs Marshall (12/30/13)   |
|           | 5  | Pankey, Ashton vs Manhattan (12/17/13) |