



# SOUTH CAROLINA MEN'S BASKETBALL



## OPENING TIP

**GAME 16**  
**Date:** Wednesday, Jan. 15, 2014  
**Tipoff:** 8 p.m. ET  
**Location:** College Station, Texas  
**Arena:** Reed Arena (12,989)  
**Series:** Texas A&M leads 1-0  
**Last Meeting:** Texas A&M win, 74-56, March 2, 2013 in College Station, Texas  
**Broadcast:** SEC TV/ESPN3/Watch ESPN  
**Talent:** Dave LaMont (pxp), Joe Dean (analyst)  
**Radio:** Gamecock Radio Network/107.5 The Game in Columbia  
**Sirius:** N/A; XM: N/A  
**Talent:** Andy Demetra (pxp), Casey Manning (analyst)  
**Tickets:** www.AggieAthletics.com  
**Live Stats:** www.GamecocksOnline.com

## 2013-14 SCHEDULE

DATE	OPPONENT (TV)	TIME/RESULT
N. 3	USC Aiken (exhib.)	W, 84-72
N. 9	Longwood	W, 82-44
N. 12	at No. 23/25 Baylor \$ (ESPN)	L, 66-64
N. 17	at Clemson (ESPN3)	L, 71-57
N. 24	FIU (SPSO/FSCR)	W, 84-72
D. 6	at No. 9/11 Oklahoma State ! (ESPNU)	L, 79-52
D. 17	Manhattan	L, 86-68
D. 19	USC Upstate (SPSO/FSCR)	L, 74-68
D. 22	vs. Saint Mary's % (ESPNU)	W, 78-71
D. 23	Boise State % (ESPN2)	L, 80-54
D. 25	Akron % (ESPN2)	W, 69-59
D. 28	Akron (ESPN)	W, 78-45
D. 30	Marshall (CSS)	W, 92-65
J. 3	SC State (SPSO/FSCR)	W, 82-75
J. 8	at No. 10/11 Florida* (CSS)	L, 74-58
J. 11	LSU* (SECTV)	L, 71-68
J. 15	at Texas A&M* (SECTV)	8 p.m.
J. 18	Ole Miss* (FSN)	4:30 p.m.
J. 22	at Georgia* (SECTV)	8 p.m.
J. 25	at Missouri* (SECTV)	4 p.m.
J. 29	Texas A&M* (ESPN3)	7 p.m.
F. 1	at Ole Miss* (SECTV)	1:30 p.m.
F. 5	Auburn* (ESPN3)	7:30 p.m.
F. 8	at Tennessee* (ESPNU)	3 p.m.
F. 12	Vanderbilt* (SECTV)	8 p.m.
F. 15	Alabama* (SECTV)	4 p.m.
F. 19	at Arkansas* (CSS)	9 p.m.
F. 22	Georgia* (SECTV)	1:30 p.m.
F. 26	at Auburn* (FSN)	9 p.m.
M. 1	Kentucky* (ESPN2)	6 p.m.
M. 4	Florida* (ESPN)	7 p.m.
M. 8	at Mississippi State* (SECTV)	4 p.m.
M.	at SEC Tournament (Atlanta, Ga.)	TBA

All home games in **bold** | All times listed Eastern  
 \* indicates SEC contest | + indicates exhibition | **SPSO/FSCR** - SportSouth/Fox Sports Carolinas | **SECTV**-SEC TV | **CSS**- CharterSports SE | **FSN** - Fox Sports | \$ - ESPN College Hoops Marathon (Waco, Texas) | ! - Big 12/SEC Challenge (Stillwater, Okla.) | % - Hawaiian Airlines Diamond Head Classic (Honolulu, HI.)



**SOUTH CAROLINA**  
**GAMECOCKS**  
**(7-8, 0-2 SEC)**

- VS -

**TEXAS A&M**  
**AGGIES**  
**(11-4, 2-0 SEC)**



**Ranking:** AP/Coaches (-/-)  
**Head Coach:** Frank Martin  
**Record at SC:** 21-26 (2nd)  
**Career Rec.:** 138-80 (7th)  
**vs. A&M:** 5-3  
**SID:** Emily Feeney

**Stat Leaders (per game):**  
**Points:** Johnson (11.9)  
**Rebounds:** Kacinas (5.5)  
**Assists:** Johnson (3.5)  
**Blocks:** Carrera (1.1)  
**Steals:** Thornwell (1.1)

**Ranking:** AP/Coaches (-/-)  
**Head Coach:** Bill Kennedy  
**Record at A&M:** 43-37 (3rd)  
**Career Rec.:** 254-216 (16th)  
**vs. SC:** 1-0  
**SID:** Adam Quisenberry

**Stat Leaders (per game):**  
**Points:** Jones (10.9)  
**Rebounds:** Roberson (7.7)  
**Assists:** Caruso (5.1)  
**Blocks:** Caruso (1.2)  
**Steals:** Caruso (2.4)

## PROBABLE STARTERS

South Carolina	Ht.	Wt.	Yr.	Hometown	PPG	RPG	MPG
G - #0 Sindarius Thornwell	6-5	206	Fr.	Lancaster, S.C.	11.7	3.7	26.3
G - #1 Brenton Williams	5-11	172	Sr.	Kissimmee, Fla.	11.1	1.8	23.1
G - #10 Duane Notice	6-2	221	Fr.	Woodbridge, Ontario	6.3	2.3	20.5
F - #21 Demetrius Henry	6-9	215	Fr.	Miami, Fla.	6.3	4.6	21.3
F - #25 Mindaugas Kacinas	6-7	210	So.	Klaipeda, Lithuania	5.9	5.5	24.9

Texas A&M	Ht.	Wt.	Yr.	Hometown	PPG	RPG	MPG
G - #12 Fabyon Harris	5-11	178	Sr.	Chicago, Ill.	7.3	2.3	24.8
G - #21 Alex Caruso	6-5	183	So.	College Station, Texas	9.3	3.5	28.2
G - #5 Jordan Green	6-5	188	Jr.	Flower Mound, Texas	7.9	2.5	24.7
F - #23 Jamal Jones	6-8	197	Jr.	Wynne, Ark.	10.9	3.9	23.3
F - #14 Kourtney Roberson	6-9	244	Jr.	Arcadia, La.	10.4	7.7	24.1

## TODAY'S GAME

South Carolina travels to Texas A&M on Wednesday, continuing early season SEC action against the Aggies. The meeting marks just the second all-time between the two schools. The Gamecocks are still in search of their first league victory of the year, while A&M is currently 2-0 in conference play after a home win vs. Arkansas and most recently a road victory at Tennessee. The game will be broadcast on SEC TV.








## CAROLINA QUICK HITS

- South Carolina is in its 106th season of basketball.
- The Gamecocks are led by Frank Martin in his second year. Matt Figger is the associate head coach, and Perry Clark and Lamont Evans are assistant coaches. Andy Assaley is in his second year as the director of operations for the Gamecocks.
- The Gamecocks are in their 23rd season of competition in the Southeastern Conference in 2014. Carolina owns a 133-223 (.363) all-time record in SEC play.
- Frank Martin owns a 54-48 (.529) all-time record in conference play.
- The Gamecocks are still in search of their first SEC win of the season after dropping a 71-68 decision to visiting LSU in the SEC home opener last Saturday at Colonial Life Arena. The Gamecocks put together a 9-0 run late in the second half after trailing by as many as 14, but LSU was able to hold on for the victory. Freshman guard Sindarius Thornwell scored a season high 25 points on 9-of-13 shooting from the field and a 6-of-9 mark from the free throw line. Thornwell's 25-point effort marked the first time a Gamecock freshman has tallied 25 points in an SEC contest. He tallied 13 points in the first half alone. The Tigers out-rebounded the Gamecocks 42-32, the second-largest margin this season for a Carolina opponent in the category.
- For his play last week vs. 10th-ranked Florida and LSU, Thornwell was named the SEC Freshman of the Week on Monday. He averaged 17.5 points and 4.5 rebounds, hitting 66.7 percent from the field in the two games. It is the first-career weekly honor for Thornwell.
- In overall games, South Carolina ranks fifth in the SEC in free throw percentage (68.7), second in 3-point field goal percentage (37.2), third in 3-point field goal percentage defense (31st in the country) (29.3) and fourth in offensive rebounds per game (13.1).
- Over the course of the last two games, Carolina his hit 42.7 percent (38-89) from the field compared to 47.5 percent (48-101) from its opponents. South Carolina has held opponents to just 27.0 percent (10-37) from 3-point range, which is second to only Texas A&M (25.0%) in strictly SEC games this season.
- South Carolina suffered a 74-58 loss on the road to 10th-ranked Florida in the SEC opener for both schools on Jan. 8. The Gamecocks were unable to find the basket until the middle of the first half, and the Gators used a 14-1 run



# SOUTH CAROLINA GAMECOCKS

OVERALL: 7-8; SEC: 0-2; HOME: 5-3; AWAY: 0-4; NEUTRAL: 2-1

<b>0</b>		<b>SINDARIUS THORNWELL</b> - Fr. - G - 6-5 - 206 - Lancaster, S.C.	<table border="1"> <thead> <tr> <th>MIN</th> <th>PTS</th> <th>RBS</th> <th>AST</th> <th>FG%</th> <th>3FG%</th> <th>FT%</th> </tr> </thead> <tbody> <tr> <td>26.3</td> <td>11.7</td> <td>3.7</td> <td>1.7</td> <td>40.0</td> <td>37.8</td> <td>68.8</td> </tr> </tbody> </table>	MIN	PTS	RBS	AST	FG%	3FG%	FT%	26.3	11.7	3.7	1.7	40.0	37.8	68.8	<ul style="list-style-type: none"> <li>13 points, 5 rebounds, 3 assists in win vs. Saint Mary's</li> <li>Scored 10 points, matched season high with 3 steals vs. Florida last Wed.</li> <li>Season high 25 points vs. LSU, 2 assists, 1 block, 1 steal</li> <li>Named SEC Freshman of the Week on Monday, 17.5 ppg last week</li> </ul>
MIN	PTS	RBS	AST	FG%	3FG%	FT%												
26.3	11.7	3.7	1.7	40.0	37.8	68.8												
<b>1</b>		<b>BRENTON WILLIAMS</b> - Sr. - G - 5-11 - 172 - Kissimmee, Fla.	<table border="1"> <thead> <tr> <th>MIN</th> <th>PTS</th> <th>RBS</th> <th>AST</th> <th>FG%</th> <th>3FG%</th> <th>FT%</th> </tr> </thead> <tbody> <tr> <td>23.1</td> <td>11.1</td> <td>1.8</td> <td>1.5</td> <td>41.6</td> <td>39.7</td> <td>97.1</td> </tr> </tbody> </table>	MIN	PTS	RBS	AST	FG%	3FG%	FT%	23.1	11.1	1.8	1.5	41.6	39.7	97.1	<ul style="list-style-type: none"> <li>Averaging 16.4 points, on 48.3% shooting overall in last 5 games</li> <li>Holds South Carolina record for consecutive free throws made with 48, missed first free throw since Feb. 28, 2013, vs. LSU on Jan. 11</li> <li>Double-digits in last 7 games, averaging 15.4 points per game during stretch</li> </ul>
MIN	PTS	RBS	AST	FG%	3FG%	FT%												
23.1	11.1	1.8	1.5	41.6	39.7	97.1												
<b>4</b>		<b>TYRONE JOHNSON</b> - Jr. - G - 6-3 - 194 - Plainfield, N.J.	<table border="1"> <thead> <tr> <th>MIN</th> <th>PTS</th> <th>RBS</th> <th>AST</th> <th>FG%</th> <th>3FG%</th> <th>FT%</th> </tr> </thead> <tbody> <tr> <td>27.8</td> <td>11.9</td> <td>2.9</td> <td>3.5</td> <td>40.0</td> <td>47.1</td> <td>75.3</td> </tr> </tbody> </table>	MIN	PTS	RBS	AST	FG%	3FG%	FT%	27.8	11.9	2.9	3.5	40.0	47.1	75.3	<ul style="list-style-type: none"> <li>Matched career high with 18 points vs. Marshall, including 12 in second half</li> <li>17 points in win vs. SC State, 5-of-7 from foul line/3-of-5 from line in final 5 min.</li> <li>Tallied 12 points and six rebounds at Florida</li> <li>Scored 15 points vs. LSU off bench/6th game this season with 15+ points</li> </ul>
MIN	PTS	RBS	AST	FG%	3FG%	FT%												
27.8	11.9	2.9	3.5	40.0	47.1	75.3												
<b>5</b>		<b>JAYLEN SHAW</b> - Fr. - G - 6-0 - 182 - Hartsville, S.C.	<table border="1"> <thead> <tr> <th>MIN</th> <th>PTS</th> <th>RBS</th> <th>AST</th> <th>FG%</th> <th>3FG%</th> <th>FT%</th> </tr> </thead> <tbody> <tr> <td>9.4</td> <td>3.4</td> <td>0.6</td> <td>1.4</td> <td>51.9</td> <td>53.3</td> <td>84.6</td> </tr> </tbody> </table>	MIN	PTS	RBS	AST	FG%	3FG%	FT%	9.4	3.4	0.6	1.4	51.9	53.3	84.6	<ul style="list-style-type: none"> <li>Burst onto the scene, scoring 16 points off the bench, hitting 6-of-10 attempts overall and 4-of-7 from 3-point range in win vs. FIU; also five assists in 26 minutes played</li> <li>Solid vs. Ok State, 4-of-5 from field, three 3s, team high 13 points</li> </ul>
MIN	PTS	RBS	AST	FG%	3FG%	FT%												
9.4	3.4	0.6	1.4	51.9	53.3	84.6												
<b>10</b>		<b>DUANE NOTICE</b> - Fr. - G - 6-2 - 221 - Woodbridge, Ontario	<table border="1"> <thead> <tr> <th>MIN</th> <th>PTS</th> <th>RBS</th> <th>AST</th> <th>FG%</th> <th>3FG%</th> <th>FT%</th> </tr> </thead> <tbody> <tr> <td>20.5</td> <td>6.3</td> <td>2.3</td> <td>2.8</td> <td>44.4</td> <td>36.4</td> <td>69.7</td> </tr> </tbody> </table>	MIN	PTS	RBS	AST	FG%	3FG%	FT%	20.5	6.3	2.3	2.8	44.4	36.4	69.7	<ul style="list-style-type: none"> <li>Hit season high in each game in Hawaii, 11 vs. Saint Mary's, 13 vs. Boise State and a team high 15 vs. Akron/shot 59.3 percent (16-27) for the tournament</li> <li>6+ assists in 3 of last 5 games/season high 8 assists vs. SC State/double-figures in 5 of last 8 games/7.4 points, 4.8 assists per game over last 5 games</li> </ul>
MIN	PTS	RBS	AST	FG%	3FG%	FT%												
20.5	6.3	2.3	2.8	44.4	36.4	69.7												
<b>12</b>		<b>AUSTIN CONSTABLE</b> - So. - G - 5-11 - 180 - West Chester, Pa.	<table border="1"> <thead> <tr> <th>MIN</th> <th>PTS</th> <th>RBS</th> <th>AST</th> <th>FG%</th> <th>3FG%</th> <th>FT%</th> </tr> </thead> <tbody> <tr> <td>2.0</td> <td>0.0</td> <td>0.0</td> <td>0.0</td> <td>0.0</td> <td>0.0</td> <td>0.0</td> </tr> </tbody> </table>	MIN	PTS	RBS	AST	FG%	3FG%	FT%	2.0	0.0	0.0	0.0	0.0	0.0	0.0	<ul style="list-style-type: none"> <li>Walk-on guard who saw limited action last season as a freshman</li> <li>1,000-point scorer during high school career at Henderson High School</li> <li>Saw action late vs. Akron on Dec. 28 and vs. Marshall</li> </ul>
MIN	PTS	RBS	AST	FG%	3FG%	FT%												
2.0	0.0	0.0	0.0	0.0	0.0	0.0												
<b>14</b>		<b>LAIMONAS CHATKEVICIUS</b> - So. - F - 6-11 - 250 - Klaipeda, Lithuania	<table border="1"> <thead> <tr> <th>MIN</th> <th>PTS</th> <th>RBS</th> <th>BLK</th> <th>FG%</th> <th>3FG%</th> <th>FT%</th> </tr> </thead> <tbody> <tr> <td>9.8</td> <td>3.4</td> <td>3.1</td> <td>0.4</td> <td>59.5</td> <td>0.0</td> <td>50.0</td> </tr> </tbody> </table>	MIN	PTS	RBS	BLK	FG%	3FG%	FT%	9.8	3.4	3.1	0.4	59.5	0.0	50.0	<ul style="list-style-type: none"> <li>Scored seven points and pulled down four rebounds vs. Manhattan</li> <li>Six point, six rebounds and one steal in 12 min. vs. Upstate</li> <li>Career high 12 points in win vs. Saint Mary's, including 11 pts in 2nd half</li> <li>Collected a team high six rebounds vs. Boise State</li> </ul>
MIN	PTS	RBS	BLK	FG%	3FG%	FT%												
9.8	3.4	3.1	0.4	59.5	0.0	50.0												
<b>15</b>		<b>REGGIE THEUS JR.</b> - Fr. - F - 6-6 - 210 - Los Angeles, Calif.	<table border="1"> <thead> <tr> <th>MIN</th> <th>PTS</th> <th>RBS</th> <th>AST</th> <th>FG%</th> <th>3FG%</th> <th>FT%</th> </tr> </thead> <tbody> <tr> <td>2.8</td> <td>0.8</td> <td>0.8</td> <td>0.2</td> <td>33.3</td> <td>0.0</td> <td>25.0</td> </tr> </tbody> </table>	MIN	PTS	RBS	AST	FG%	3FG%	FT%	2.8	0.8	0.8	0.2	33.3	0.0	25.0	<ul style="list-style-type: none"> <li>Son of Reggie Theus, current coach at Cal State Northridge, and former NBA All-Star</li> <li>Scored first points of career vs. Boise State</li> <li>3 points and 3 rebounds in win vs. Marshall</li> </ul>
MIN	PTS	RBS	AST	FG%	3FG%	FT%												
2.8	0.8	0.8	0.2	33.3	0.0	25.0												
<b>20</b>		<b>JUSTIN MCKIE</b> - Fr. - G - 6-4 - 195 - Columbia, S.C.	<table border="1"> <thead> <tr> <th>MIN</th> <th>PTS</th> <th>RBS</th> <th>BLK</th> <th>FG%</th> <th>3FG%</th> <th>FT%</th> </tr> </thead> <tbody> <tr> <td>3.1</td> <td>0.6</td> <td>0.9</td> <td>0.0</td> <td>16.7</td> <td>0.0</td> <td>50.0</td> </tr> </tbody> </table>	MIN	PTS	RBS	BLK	FG%	3FG%	FT%	3.1	0.6	0.9	0.0	16.7	0.0	50.0	<ul style="list-style-type: none"> <li>Son of Gamecock great BJ McKie</li> <li>Named South Carolina Mr. Basketball, Gatorade SC Boys' Player of the Year</li> <li>Saw action vs. Boise State, collecting one rebound</li> <li>3 points and four rebounds vs. Marshall</li> </ul>
MIN	PTS	RBS	BLK	FG%	3FG%	FT%												
3.1	0.6	0.9	0.0	16.7	0.0	50.0												
<b>21</b>		<b>DEMETRIUS HENRY</b> - Fr. - F - 6-9 - 215 - Miami, Fla.	<table border="1"> <thead> <tr> <th>MIN</th> <th>PTS</th> <th>RBS</th> <th>BLK</th> <th>FG%</th> <th>3FG%</th> <th>FT%</th> </tr> </thead> <tbody> <tr> <td>21.3</td> <td>6.3</td> <td>4.6</td> <td>0.7</td> <td>47.4</td> <td>0.0</td> <td>19.0</td> </tr> </tbody> </table>	MIN	PTS	RBS	BLK	FG%	3FG%	FT%	21.3	6.3	4.6	0.7	47.4	0.0	19.0	<ul style="list-style-type: none"> <li>8 points and 6 rebounds in win vs. Akron on Dec. 28</li> <li>Foul trouble vs. Marshall, 12 points in 14 minutes hitting 6-of-7 from floor</li> <li>First-career double-double vs. SC State, 10 points, 11 rebounds</li> <li>2 fouls in first 2 min 20 seconds vs. LSU, played just 5 min. due to fouls</li> </ul>
MIN	PTS	RBS	BLK	FG%	3FG%	FT%												
21.3	6.3	4.6	0.7	47.4	0.0	19.0												
<b>23</b>		<b>BRUCE ELLINGTON</b> - Sr. - G - 5-9 - 196 - Moncks Corner, S.C.	<table border="1"> <thead> <tr> <th>MIN</th> <th>PTS</th> <th>RBS</th> <th>AST</th> <th>FG%</th> <th>3FG%</th> <th>FT%</th> </tr> </thead> <tbody> <tr> <td>23.0</td> <td>5.7</td> <td>1.3</td> <td>1.7</td> <td>28.6</td> <td>23.1</td> <td>1.000</td> </tr> </tbody> </table>	MIN	PTS	RBS	AST	FG%	3FG%	FT%	23.0	5.7	1.3	1.7	28.6	23.1	1.000	<ul style="list-style-type: none"> <li>Declared for the NFL Draft and will not complete his senior season with the Gamecock basketball team. 80 career games played, 66 starts. Scored 893 points for an 11.3 points per game average. Averaged 3.0 assists, 2.7 rebounds and 1.0 steals in 30.4 minutes per game.</li> </ul>
MIN	PTS	RBS	AST	FG%	3FG%	FT%												
23.0	5.7	1.3	1.7	28.6	23.1	1.000												
<b>24</b>		<b>MICHAEL CARRERA</b> - So. - F - 6-5 - 212 - Anzoátegui, Venezuela	<table border="1"> <thead> <tr> <th>MIN</th> <th>PTS</th> <th>RBS</th> <th>BLK</th> <th>FG%</th> <th>3FG%</th> <th>FT%</th> </tr> </thead> <tbody> <tr> <td>17.8</td> <td>6.7</td> <td>4.1</td> <td>1.1</td> <td>44.4</td> <td>21.4</td> <td>67.5</td> </tr> </tbody> </table>	MIN	PTS	RBS	BLK	FG%	3FG%	FT%	17.8	6.7	4.1	1.1	44.4	21.4	67.5	<ul style="list-style-type: none"> <li>13 points and seven rebounds vs. Akron on Dec. 28</li> <li>8 points and career high 4 blocks in win vs. Marshall</li> <li>Scored five points, with two blocks and two steals vs. LSU</li> </ul>
MIN	PTS	RBS	BLK	FG%	3FG%	FT%												
17.8	6.7	4.1	1.1	44.4	21.4	67.5												
<b>25</b>		<b>MINDAUGAS KACINAS</b> - So. - F - 6-7 - 210 - Klaipeda, Lithuania	<table border="1"> <thead> <tr> <th>MIN</th> <th>PTS</th> <th>RBS</th> <th>BLK</th> <th>FG%</th> <th>3FG%</th> <th>FT%</th> </tr> </thead> <tbody> <tr> <td>24.9</td> <td>5.9</td> <td>5.5</td> <td>0.5</td> <td>53.4</td> <td>0.0</td> <td>63.4</td> </tr> </tbody> </table>	MIN	PTS	RBS	BLK	FG%	3FG%	FT%	24.9	5.9	5.5	0.5	53.4	0.0	63.4	<ul style="list-style-type: none"> <li>First double-double of the season with 13 points, 12 rebounds at Clemson</li> <li>11 points, 5-of-5 from free throw line, vs. Akron on Dec. 28</li> <li>4 points, 5 rebounds and two assists vs. Marshall</li> <li>Pulled down 9 rebounds in win vs. SC State</li> </ul>
MIN	PTS	RBS	BLK	FG%	3FG%	FT%												
24.9	5.9	5.5	0.5	53.4	0.0	63.4												
<b>32</b>		<b>DESMOND RINGER</b> - Fr. - F - 6-9 - 255 - McDonough, Ga.	<table border="1"> <thead> <tr> <th>MIN</th> <th>PTS</th> <th>RBS</th> <th>BLK</th> <th>FG%</th> <th>3FG%</th> <th>FT%</th> </tr> </thead> <tbody> <tr> <td>11.7</td> <td>2.7</td> <td>2.3</td> <td>0.2</td> <td>39.4</td> <td>0.0</td> <td>60.9</td> </tr> </tbody> </table>	MIN	PTS	RBS	BLK	FG%	3FG%	FT%	11.7	2.7	2.3	0.2	39.4	0.0	60.9	<ul style="list-style-type: none"> <li>Matched season high five rebounds, adding four points vs. Akron on Dec. 25</li> <li>Season and team high 7 rebounds vs. Marshall</li> <li>7 points, four rebounds at Florida</li> <li>2 points, five rebounds vs. LSU</li> </ul>
MIN	PTS	RBS	BLK	FG%	3FG%	FT%												
11.7	2.7	2.3	0.2	39.4	0.0	60.9												
<b>35</b>		<b>BRIAN STEELE</b> - So. - F - 6-5 - 200 - Greenville, S.C.	<table border="1"> <thead> <tr> <th>MIN</th> <th>PTS</th> <th>RBS</th> <th>AST</th> <th>FG%</th> <th>3FG%</th> <th>FT%</th> </tr> </thead> <tbody> <tr> <td>6.0</td> <td>0.5</td> <td>0.2</td> <td>0.2</td> <td>20.0</td> <td>33.3</td> <td>0.0</td> </tr> </tbody> </table>	MIN	PTS	RBS	AST	FG%	3FG%	FT%	6.0	0.5	0.2	0.2	20.0	33.3	0.0	<ul style="list-style-type: none"> <li>Hit first 3 of the season vs. Boise State</li> <li>Fouled out of Marshall contest, but played extremely tough, dishing one assist</li> </ul>
MIN	PTS	RBS	AST	FG%	3FG%	FT%												
6.0	0.5	0.2	0.2	20.0	33.3	0.0												

## INTERVIEW POLICIES

All interview requests must be made in advance to SID Emily Feeney in the South Carolina Media Relations Office. Beginning with the start of practice in October, Feeney will release a weekly coach and student-athlete availability schedule to media on Mondays.

**Post-Game Interview Policy:** After each home game, the visiting coach will address the media first, followed by South Carolina student-athletes then South Carolina head coach Frank Martin. (Depending on deadline, this may be altered on a game-by-game basis).

**Road Interview Policy:** Interviews with Coach Martin while on the road will be scheduled according to the home post-game media procedure. No student-athlete interviews are allowed until after the game once the team leaves Columbia.

All interviews are to be coordinated through the Media Relations Office. This allows the staff to arrange the interview when it best suits the student-athlete's and the reporter's schedules. Please contact the Media Relations Office in advance to make your interview requests. Media are not permitted to contact student-athletes on their own at any time.

All interviews will take place at the designated media interview site for that day as listed in the weekly availability schedule or in the Media Relations Office.

Dormitory, apartment and cell phone numbers for student-athletes will not be provided to the media. Should you need to conduct a telephone interview with a student-athlete, a call will be placed to you from the student-athlete at a mutually agreeable time.

## SOUTH CAROLINA MEDIA RELATIONS



**Emily Feeney, primary contact**  
Associate Director  
cell: 803-727-3284  
e-mail: efeeney@mailbox.sc.edu  
Twitter: @EmilyFeeneySID

Website: [www.GamecocksOnline.com](http://www.GamecocksOnline.com)

Facebook: [www.Facebook.com/gamecocksonline](http://www.Facebook.com/gamecocksonline)

Twitter: @GamecockMBB

## STAT COMPARISON

	SC	TEXAS A&M
Record	7-8	11-4
Conference Record	0-2	2-0
Current Streak	-	-
Scoring Avg.	70.3	68.7
Opponent Scoring Avg.	68.8	59.8
Scoring Margin	+1.5	+8.9
Field Goal %	.433	.447
Opponent Field Goal %	.420	.379
3-Point Field Goal %	.372	.319
Opponent 3-Point Field Goal %	.293	.300
3-Point Field Goal Made PG	4.9	5.6
3-Point Field Goal Attempts PG	13.3	17.5
Free Throw %	.687	.667
Opponent Free Throw %	.692	.673
Rebounding Avg.	35.6	36.5
Opponent Rebounding Avg.	32.6	34.7
Rebounding Margin	+3.0	+1.8
Turnovers Avg.	14.1	12.3
Opponent Turnover Avg.	14.0	13.5
Assists Avg.	12.9	13.3
Blocks Avg.	3.7	5.5
Steals Avg.	5.9	6.8

## WEEKLY MEDIA AVAILABILITY (JAN 12-18)

SUNDAY Jan. 12	MONDAY Jan. 13	TUESDAY Jan. 14	WEDNESDAY Jan. 15	THURSDAY Jan. 16	FRIDAY Jan. 17	SATURDAY Jan. 18
No availability	No availability SEC Teleconference SC at 11:14 a.m.	Martin Press Conference Noon CLAMedia Rm.	at Texas A&M 8 p.m. ET SEC TV	No availability Frank Martin Carolina Calls 7 p.m. ET	Carolina Legends Weekend 5 p.m./CLA	vs. Ole Miss 4:30 p.m. ET FSN

\* All practices are closed • please contact SID Emily Feeney for all media requests

### A SOUTH CAROLINA WIN WOULD ...

- Even the all-time series vs. the Aggies to 1-1
- Improve head coach Frank Martin's record to 6-3 all-time vs. Texas A&M (first seven meetings while head coach at K-State)

to open the contest to open up a 13-point lead at the half. South Carolina responded during the second 20 minutes of action, hitting 54.5% (12-22) from the field in the half, but Florida scored 40 points in the paint, compared to 16 from the Gamecocks and closed the 16-point victory. Junior guard Ty Johnson led the Gamecocks off the bench with 12 points, his third-straight game leading Carolina in point production off the bench. Senior guard Brenton Williams, a Kissimmee, Fla., native posted his sixth-straight double-figure scoring contest with 10 points.

■ Entering Wednesday's contest vs. Texas A&M, South Carolina's strength of schedule ranks 28th in the country according to CBSports.com and 25th according to ESPN.com.

■ Prior to the Jan. 8 loss at Florida, in the previous five games (4 wins, 1 loss) Carolina was averaging 75.0 points per game, and hit 45.2 percent (131-290) from the floor, 40.3 percent (27-67) from 3-point range and 72.3 percent (86-119) from the free throw line. Senior guard Brenton Williams tallied double-digits in each of those five games, averaging 17.4 points per game during the stretch, hitting 50.9 percent from the field and 53.6 percent from 3-point range. Junior guard Tyrone Johnson added 10.4 points and 3.4 assists during the stretch, and rookie guard Duane Notice, who posted double-figures in four of the five games, added 11.4 points and 4.4 assists per game during the span.

■ South Carolina posted an 82-75 win over SC State last Friday in the final non-conference contest of the regular season for the Gamecocks. Four scored in double figures led by Williams' 19 points, while Johnson added 17, Notice 13 and rookie forward Demetrius Henry earned his first double-double of the year with 10 points and a game-high 11 rebounds.

■ South Carolina posted a 92-65 victory over visiting Marshall on Dec. 30, behind team-highs of 18 points from both Williams and Johnson. The 92 points scored by Carolina were the most this season, and the most since scoring 91 last season in a victory over Jacksonville on Dec. 7, 2012. The Gamecocks shot 51.5 percent (34-66) in the contest, while holding the Thundering Herd to just 37.8 percent (17-45) from the field.

■ Williams set a new South Carolina record for consecutive free throws made when he hit his lone attempt from the line for one of his 18 points vs. Marshall. Williams hit 48 straight free throws dating back to last season to hold the record. He missed his first free throw attempt of the season on Jan. 11 vs. LSU. He broke a record held by John Roche since the 1969-70 campaign.

■ After traveling back from Hawaii on a late-night red-eye on Christmas Day (Wednesday), and a mid-day practice on Dec. 27, South Carolina responded to the challenge with a 78-45 victory over Akron on Dec. 28 at Colonial Life Arena. The win snapped a two-game home losing streak for Carolina, and was the Gamecocks' third win in their last four games, including the second-straight over Akron.

■ Carolina committed just seven turnovers vs. Akron on Dec. 28, a game after turning the ball over just 10 times vs.

the Zips in Hawaii. On the flip side, the Gamecocks forced the Zips into a combined 37 giveaways in the two games, which led to a combined 43 points for Carolina, 21.5 per game off of Akron turnovers.

■ Carolina earned third place at the Diamond Head Classic with victories over Saint Mary's and Akron.

■ Notice out-scored his own season high in each successive game in Hawaii. He began tournament play with 11 points vs. Saint Mary's, before posting 13 against Boise State and 15 against Akron. For the tournament, Notice hit 59.3 percent (16-27) from the field, averaging 2.7 rebounds and 1.7 assists per game.

■ South Carolina snapped a three-game losing streak when it earned an impressive 78-71 win over Saint Mary's on Dec. 22 in the opening round of the Hawaiian Airlines Diamond Head Classic in Honolulu. Four Gamecocks scored in double-figures, led by Johnson's 16 points. Freshman guard Sindarius Thornwell added 13, Notice netted a then-season high 11 and sophomore forward Laimonas Chatkevicius posted a career high 12, including 11 in the second half.

■ The Gamecocks shot 58.3 percent (28-48) from the field vs. Saint Mary's, the best percentage for Carolina this season, and the best percentage from the floor since hitting 57.7 percent last season in a win vs. Arkansas on Jan. 26, 2013.

■ The Gamecocks will hold a young roster this season, welcoming seven freshmen to Columbia in forwards Demetrius Henry, Desmond Ringer, Reggie Theus Jr., and guards Duane Notice, Justin McKie, Jaylen Shaw and Sindarius Thornwell. Transfer guard Ty Johnson joined the program last January via Villanova.

■ Johnson received word prior to the Nov. 9 season opener that he had been granted a waiver from the NCAA allowing him to compete effectively immediately. Johnson has been eligible to practice since he transferred to South Carolina from Villanova in January 2013.

### SCOUTING TEXAS A&M

Texas A&M enters Wednesday's game tied with Florida, Georgia and Kentucky with a perfect 2-0 mark in league games this season after a home win vs. Arkansas in the SEC opener and most recently a 57-56 road victory at Tennessee on Saturday ... The team is led by head coach Billy Kennedy in his third season in College Station ... Junior forward Jamal Jones leads the team with 10.9 points per game, and junior forward Kourtney Roberson adds 10.4 and a team best 7.7 rebounds per contest, which ranks tied for sixth in the league in overall games ... Sophomore guard Alex Caruso, a College Station native, leads the SEC with 5.1 assists per game and ranks fourth in the league with a team best 2.4 steals per outing ... The Aggies are 10-1 in home games this season with their lone loss coming against North Texas.

## ► ASSOCIATED PRESS TOP 25

Jan. 13, 2014

Rk.	Team	Record	Pts.
1	Arizona (61)	17-0	1,621
2	Syracuse (4)	16-0	1,560
3	Wisconsin	16-0	1,482
4	Michigan State	15-1	1,442
5	Wichita State	17-0	1,300
6	Villanova	15-1	1,289
7	Florida	13-2	1,205
8	Iowa State	14-1	1,048
9	Oklahoma State	14-2	1,046
10	San Diego State	14-1	1,020
11	Ohio State	15-2	979
12	Baylor	13-2	952
13	Kentucky	12-3	912
14	Iowa	14-3	831
15	Kansas	11-4	686
16	Massachusetts	14-1	579
17	Memphis	12-3	536
18	Louisville	14-3	525
19	Cincinnati	15-2	405
20	Creighton	14-2	329
21	Colorado	14-3	328
22	Pittsburgh	15-1	299
23	Duke	12-4	193
24	Saint Louis	15-2	148
25	Oklahoma	13-3	103
25	UCLA	13-3	103

Others receiving votes: Missouri 42, Oregon 39, Connecticut 35, Kansas State 25, Gonzaga 17, Michigan 11, California 10, Virginia 6, Louisiana Tech 5, Xavier 3, Illinois 3, New Mexico 3, Harvard 3, George Washington 2

Dropped from rankings: Oregon 17, Missouri 21, Gonzaga 22, Illinois 23, Kansas State 25

## ► ESPN/USA TODAY TOP 25

Jan. 13, 2014

Rk.	Team	Record	Pts.
1	Arizona (30)	17-0	798
2	Syracuse (1)	16-0	766
3	Wisconsin	16-0	724
4	Michigan State (1)	15-1	718
5	Wichita State	17-0	666
6	Villanova	15-1	598
7	Florida	13-2	573
8	Oklahoma State	14-2	517
9	Ohio State	15-2	516
10	Iowa State	14-1	495
11	San Diego State	14-1	481
12	Kentucky	12-3	424
13	Baylor	13-2	413
14	Louisville	14-3	393
15	Massachusetts	14-1	330
16	Iowa	14-3	297
17	Memphis	12-3	274
18	Kansas	11-4	272
19	Creighton	14-2	216
20	Duke	12-4	163
21	Pittsburgh	15-1	144
22	Colorado	14-3	103
23	Cincinnati	15-2	87
24	Gonzaga	14-3	82
25	UCLA	13-3	74

Others receiving votes: Saint Louis 68, Oregon 51, Missouri 43, Oklahoma 39, Kansas State 15, Michigan 9, New Mexico 9, California 9, Connecticut 8, George Washington 6, Harvard 6, Southern Miss 5, Virginia 4, Virginia Commonwealth 2, Xavier 2

Dropped from rankings: Oregon 13, Missouri 21



## SOUTHEASTERN CONFERENCE STANDINGS

As of Jan. 13

Team	Conference	Overall
Florida	2-0	13-2
Georgia	2-0	8-6
Kentucky	2-0	12-3
Texas A&M	2-0	11-4
Alabama	1-1	7-8
LSU	1-1	10-4
Ole Miss	1-1	10-5
Mississippi State	1-1	11-4
Missouri	1-1	13-2
Tennessee	1-1	10-5
Arkansas	0-2	11-4
Auburn	0-2	8-5
South Carolina	0-2	7-8
Vanderbilt	0-2	8-6

## COACHES TELECONFERENCE

The weekly SEC men's basketball coaches teleconference will be held every Monday beginning Monday, Jan. 6 through Monday, March 10. The 14 Southeastern Conference men's head basketball coaches will be featured from 10:00 -11:38 a.m. (CT).

Media representatives wishing to participate in the teleconference should contact the SEC Media Relations Department for further details. Each coach will appear on the teleconference for seven minutes, according to the following schedule:

## ORDER OF APPEARANCE

(All Times Eastern)

11:00 a.m.	Kevin Stallings, Vanderbilt
11:07 a.m.	Billy Donovan, Florida
11:14 a.m.	Frank Martin, South Carolina
11:21 a.m.	Mark Fox, Georgia
11:28 a.m.	Johnny Jones, LSU
11:35 a.m.	John Calipari, Kentucky
11:42 a.m.	Cuonzo Martin, Tennessee
11:49 a.m.	Mike Anderson, Arkansas
11:56 a.m.	Anthony Grant, Alabama
12:03 a.m.	Tony Barbee, Auburn
12:10 a.m.	Andy Kennedy, Ole Miss
12:17 a.m.	Rick Ray, Miss. State
12:24 a.m.	Frank Haith, Missouri
12:31 a.m.	Billy Kennedy, Texas A&M

In addition, the SEC men's basketball teams who make it to postseason will be on a teleconference on Monday, March 17 beginning at 11:00 a.m. ET.

All SEC basketball teleconferences can be listened to on the internet at [www.secsports.com](http://www.secsports.com) shortly after the conclusion of the teleconference

## SOUTH CAROLINA BENCH PRODUCTION

GAME	SC-OPP	DIFF.	SC HIGH BENCH SCORER
Longwood	30-18	+12	Williams, 14
@Baylor	17-36	-19	Williams, 12
@Clemson	18-34	-16	Carrera, 9
FIU	32-18	+14	Shaw/Williams, 16
@Okla. St.	20-19	+1	Shaw, 13
Manhattan	21-24	-3	Carrera, 10
USC Upstate	21-26	-5	Williams, 8
vs. Saint Mary's	26-5	+21	Chatkevicius, 12
vs. Boise State	29-27	+2	Williams, 14
vs. Akron	26-25	+1	Johnson/Carrera, 10
Akron	24-33	-9	Carrera, 13
Marshall	42-21	+21	Johnson, 18
SC State	29-30	-1	Johnson, 17
@Florida	22-15	+7	Johnson, 12
LSU	28-30	-2	Johnson, 15

@Texas A&M	
Ole Miss	
@Georgia	
@Missouri	
Texas A&M	
@Ole Miss	
Auburn	
@Tennessee	
Vanderbilt	
Alabama	
@Arkansas	
Georgia	
@Auburn	
Kentucky	
Florida	
@Miss. St.	
SEC Tourney	
NCAA Tourney	

## SPECIALTY STATS

(PP) points in paint; (OT) points off turnovers; (2nd) second chance points; (FB) fast break points

(South Carolina-Opponent)

GAME	PP	OT	2ND	FB
Longwood	36-18	19-9	11-10	14-0
@Baylor	22-20	19-4	5-16	2-0
@Clemson	40-26	10-13	15-8	4-4
FIU	34-32	13-11	10-8	21-10
@Okla. St.	16-32	11-33	9-19	9-10
Manhattan	34-32	21-22	11-15	6-12
USC Upstate	26-34	19-14	11-10	14-12
vs. Saint Mary's	40-28	15-10	8-4	0-0
vs. Boise State	22-40	2-20	7-8	0-0
vs. Akron	46-28	20-10	8-11	0-0
Akron	36-14	23-5	18-8	7-2
Marshall	54-28	21-12	18-4	16-6
SC State	26-40	10-15	13-20	6-10
@Florida	16-40	13-22	3-2	5-20
LSU	26-24	13-19	6-10	8-2

@Texas A&M				
Ole Miss				
@Georgia				
@Missouri				
Texas A&M				
@Ole Miss				
Auburn				
@Tennessee				
Vanderbilt				
Alabama				
@Arkansas				
Georgia				
@Auburn				
Kentucky				
Florida				
@Miss. St.				
SEC Tourney				
NCAA Tourney				

SC Total	474	229	153	112
SC Average	31.6	15.3	10.2	7.5
Opp Total	436	219	153	88
Opp Average	29.1	14.6	10.2	5.9

## UNIVERSITY INFORMATION

Location ..... Columbia, S.C.  
 Founded ..... 1801  
 Enrollment ..... 31,288  
 Nickname ..... Gamecocks  
 Colors ..... Garnet (PMS 202) and Black  
 National Affiliation ..... NCAA Division I  
 Conference ..... Southeastern (SEC)  
 Athletics Web Address ..... www.GamecocksOnline.com  
 University Web Address ..... www.sc.edu  
 President ..... Dr. Harris Pastides  
 NCAA Representative ..... Dr. Zach Kelehear  
 Athletics Director ..... Ray Tanner  
 Basketball Administrator/Chief Operating Officer ..... Kevin O'Connell

## BASKETBALL STAFF/INFORMATION

Head Coach ..... Frank Martin  
 Alma Mater ..... Florida International, '93  
 Record At South Carolina/Seasons ..... 21-26 (.446), 2nd Season  
 Overall Record/Seasons ..... 138-80 (.633), 7th season  
 Assoc. Head Coach/Recruiting Coord. . Matt Figger (Eastern Kentucky, '95)  
 Assistant Coach ..... Perry Clark (Gettysburg, '74)  
 Assistant Coach ..... Lamont Evans (Kansas State, '09)  
 Director of Basketball Operations ..... Andy Assaley (Cincinnati, '96)  
 Strength & Conditioning ..... Scott Greenawalt (Muskingum College, '98)  
 Athletic Trainer ..... Mark Rodger (Buffalo, '01)  
 Video Coordinator ..... Dylan Lockwood (Cazenovia, '05)  
 Grad. Student Mgr./Student-Athlete Dev. .... Doug Edwards (Florida State, '07)  
 Associate Media Relations Director ..... Emily Feeney (Ball State, '03)  
 Home Arena ..... Colonial Life Arena  
 Capacity ..... 18,000  
 Arena General Manager ..... Lexi Boone  
 Press Row Phone Number ..... 803-777-6182  
 Team Twitter Account: ..... @GamecockMBB  
 Coach Martin Twitter Account: ..... @FrankMartin\_SC

## BASKETBALL HISTORY

First Year of Basketball ..... 1908  
 All-Time Record ..... 1,318-1,173-1 (.529)  
 Overall Postseason Record ..... 25-18  
 NCAA Tournament Appearances ..... 1971, 1972, 1973, 1974, 1989, 1997, 1998, 2004  
 NCAA Tournament Record ..... 4-9  
 Last NCAA Tournament Appearance ..... 2004, L vs. Memphis, 59-43  
 NIT Appearances ..... 1969, 1975, 1978, 1983, 1991, 1996, 2001, 2002, 2005, 2006, 2009  
 NIT Record ..... 21-9  
 NIT Champion ..... 2005, 2006  
 Last NIT Appearance ..... 2009, L vs. Davidson, 70-63  
 Conference Championships/Titles/SoCon Regular Season (1927, 1933, 1934, 1945); SoCon Tournament Champion (1933); ACC Regular Season (1970); ACC Champion (1971); SEC Regular Season (1997); SEC East Division Co-Champions (2009)

## TEAM INFORMATION

2012-13 Record ..... 14-18  
 Southeastern Conference Record/Finish ..... 4-14/12th  
 Postseason ..... None  
 Letterwinners Returning/Lost ..... 7/6  
 Starters Returning/Lost ..... 3/2  
*\*based on final game starters from 2012-13 season*  
 Newcomers ..... 8  
 Roster Breakdown ..... 7 freshmen, 5 sophomores, 2 juniors, 2 seniors



## HEAD COACH FRANK MARTIN

### COACHING CAREER

#### KANSAS STATE (2007-12)

2007-08	21-12	NCAA, 2nd Round
2008-09	22-12	NIT, 2nd Round
2009-10	29-8	NCAA, Elite Eight
2010-11	23-11	NCAA, 3rd Round
2011-12	22-11	NCAA, 3rd Round
<b>5 years</b>	<b>117-54 (.684)</b>	<b>7-5 postseason record</b>

#### SOUTH CAROLINA (2012-PRESENT)

2012-13	14-18	-
2013-14	7-8	-
<b>2nd year</b>	<b>21-26 (.446)</b>	
<b>Career Total</b>	<b>138-80 (.633)</b>	



## COACHING

### EXPERIENCE

29th season

### COLLEGE EXPERIENCE

14th season

### COLLEGE HEAD COACH EXPERIENCE

7th season

### HIRE DATE AT CAROLINA

March 27, 2012

## PERSONAL

### HOMETOWN

Miami, Fla.

### ALMA MATER

Florida International, 1993 (B.A. Physical Education)

### FAMILY

Wife, Anya

Children, Brandon, Amalia and Christian

## COACHING RESUME

### HIGH SCHOOL

Miami Senior High, 1985-93

Varsity Boys' Assistant Coach

Junior Varsity Boys' Head Coach

North Miami High, Head Coach, 1993-95

Miami Senior High, Head Coach, 1995-98

B.T. Washington High, Head Coach, 1999-2000

### COLLEGE ASSISTANT COACH

Northeastern, 2000-04

Cincinnati, 2004-06

Kansas State, 2006-07

### COLLEGE HEAD COACH

Kansas State, 2007-12

South Carolina, 2012-present

### AMONG FRESHMEN IN THE SEC ...

Sindarius Thornwell ranks seventh in scoring (11.7) and tied for sixth in steals (1.1) ... Demetrius Henry ranks seventh in rebounding (4.6) ... Duane Notice ranks fifth in assists (2.8) and 15th in scoring (6.3).

### TEXAS A&M SERIES

The Aggies won the only other previous meeting between the two schools, which came in a 74-56 win over the Gamecocks last season in league play in College Station. Following Wednesday's game, the two teams will meet again in Columbia on Jan. 29.

### BY THE NUMBERS

**20** - Thus far in SEC play (two games), South Carolina is averaging 20.0 turnovers per game. Compare this to non-conference play, when the Gamecocks averaged just 13.2 turnovers per contest.

**25** - Freshman guard Sindarius Thornwell scored a season high 25 points vs. LSU on Saturday. It marked the first time a Gamecock freshman has posted 25 points in an SEC game.

**7-26** - The guard tandem of senior Brenton Williams and junior Tyrone Johnson went a combined 7-of-26 (26.9%) from the field vs. LSU. From the free throw line, Williams was 3-of-4 and Johnson 6-of-8.

### TREND SETTING

*Gamecock trends under Frank Martin ...*

■ South Carolina is 14-11 when posting at least six made 3s in a game.

- South Carolina has hit a season high eight 3s on three occasions this season, most recently vs. Akron on Dec. 28.

■ South Carolina is 15-8 when scoring more points in the paint than its opponent.

- South Carolina posted a season high 54 points in the paint vs. Marshall on Dec. 30

■ South Carolina is 16-12 when holding its opponents to under 45 percent from the field.

- Longwood managed to hit just 22.8% of its attempts.

■ South Carolina is 16-12 when out-rebounding its opponent.

- The Gamecocks out-rebounded each of their opponents at the Diamond Head Classic by an average of 3.3 rebounds per game.

### UP NEXT

The Gamecocks return home to host Ole Miss on Saturday at 4:30 p.m. ET. The game vs. the Rebels will be broadcast on FSN.

### ELLINGTON DECLARES FOR DRAFT

University of South Carolina senior guard Bruce Ellington, also a junior wide receiver for the Gamecock football team, has declared for the NFL Draft, it was announced on Friday, Jan. 3. Ellington, who graduated in December, will begin preparing for the draft

and will not complete his final season with the men's basketball team. Ellington concludes his career on the hardwood for the Garnet and Black with 80 career games played and 66 starts. He scored 893 points for an 11.3 points per game average. The Moncks Corner, S.C., native averaged 3.0 assists, 2.7 rebounds and 1.0 steals in 30.4 minutes per game. Ellington posted 39 double-figure scoring games in his career, including eight 20-point games and one 30-point effort, a career high 31 points at Furman during his freshman season of 2010-11.

### SEC TOURNAMENT

Fresh off hosting the 2013 Final Four, the Georgia Dome will be the site for the 2014 SEC Tournament, March 12-16 in Atlanta. The Georgia Dome first hosted the tournament in 1995 and the 2014 event will mark the 11th time the venue has hosted the league's postseason tournament. The winner of the 13-game tournament receives the SEC's automatic bid to the NCAA Tournament. The tournament seeds are determined by the 18-game conference schedule during the regular season. Teams are seeded 1-14 based on their regular-season conference finish.

### MARTIN'S STAFF BOASTS OVER 90 YEARS OF EXPERIENCE AT THE COLLEGE LEVEL

South Carolina head coach Frank Martin has a very experienced staff with him on the sideline this season. Perry Clark joins the team as an assistant coach with over 30 years of college coaching experience, including stops as the head coach at Tulane, Miami (Fla.) and Texas A&M-Corpus Christi. Former assistant Matt Figger was promoted to associate head coach during the offseason, and Lamont Evans returns for his second season as an assistant on Martin's staff in Columbia.

### GAMECOCKS SIGN STROMAN AND BLANTON DURING FALL SIGNING PERIOD

University of South Carolina head men's basketball coach Frank Martin announced on Nov. 19 the signing of Marcus Stroman (G - 6-2 - 170 - Columbia, S.C./Keenan High School) and TeMarcus Blanton (G - 6-4 - 185 - Locust Grove, Georgia/Luella High School) to National Letters of Intent. The duo will join the Gamecocks for the 2014-15 campaign and both will have four years of eligibility beginning next fall. Below are brief comments from Coach Martin on each signee.

#### Martin on Blanton

"I'm extremely excited about TeMarcus Blanton. He is a 6-5 wing that is ultra-competitive on both ends of the floor. He fits exactly the kind of guard that we want to build our program around. He's a slasher, a defender and an athletic finisher that loves every opportunity that he gets to compete."

#### Martin on Stroman

"Marcus is a consummate point guard. He understands the position at his age as well as, if not better, than most. Every time I watch him play, I leave games thinking that the four guys with him are better than they actually are, because he is so good at making others look good. He is an ultra-competitive, hometown kid, who grew up a Gamecock fan, and we are extremely excited to have him become part of our program."

### GAMECOCKS TO COMPETE IN 2014 CHARLESTON CLASSIC

The Charleston Classic presented by Gildan announced six of the eight-team field for the 2014 tournament to be held Thursday, Friday and Sunday, Nov. 20, 21 and 23, at TD Arena in Charleston, S.C. South Carolina will compete in the event for the second time, and for the first time since the 2009 campaign. The other participating teams announced are Akron, Cornell, Miami (Fla.), Penn State and Southern California. The final two teams will be announced at a later date. During the 2009 event, the Gamecocks defeated La Salle in the tournament's opening round, earned a win over USF to advance to the finals, and lost to Miami in the championship game. The 2014 Charleston Classic will feature a bracket format with 12 games over three days. Each team will compete in one game per day, advancing through the bracket. The two teams that remain undefeated throughout will face off in a championship game on the final day of competition.

### PLANS ANNOUNCED FOR CAROLINA BASKETBALL LEGENDS WEEKEND COMMEMORATING FRANK MCGUIRE

South Carolina head basketball coach Frank Martin, along with his wife Anya, the Carolina Basketball Legends Club, and the entire coaching staff have announced plans for the "2014 Legends Weekend, Commemorating Frank McGuire," to be held Jan. 17-18, in Columbia. The event begins on Friday evening with a street topping ceremony at Colonial Life Arena, and concludes at Saturday's 4:30 p.m. contest versus Ole Miss when all Carolina legends will be honored during pre-game festivities, to include an autograph session starting at 3:15 p.m. on the arena concourse featuring those players from the McGuire era. Recognition of all Carolina legends will be held during pre-game, beginning at approximately 4 p.m., on the court, and a celebration of the 2013 football season will occur at halftime.

## LAST TIME VS. TEXAS A&M

### GAME 29 - TEXAS A&M 74, SOUTH CAROLINA 56 MARCH 2, 2013/REED ARENA

**COLLEGE STATION, Texas** - After being tied 32-32 at the half, South Carolina (13-16, 3-13 SEC) fell to Texas A&M (16-12, 7-9 SEC) 74-56 on Saturday night in SEC play. Freshman forward Michael Carrera scored 16 points and grabbed nine rebounds to lead the Gamecocks.

Junior guard Bruce Ellington was the only other Gamecock to reach double figures, scoring 10 in the contest. He added a season-high six assists. Junior guard Brenton Williams added nine points in the road matchup. Freshman forward Brian Steele earned his first career start. The Gamecocks out-rebounded the Aggies 38-28. The Gamecocks were 18-of-47 from the floor, hitting 38.3 percent of their shots.

Scoring a game-high 28 points, senior guard Elston Turner led Texas A&M. Senior forward Ray Turner registered 16 points and a team-high six rebounds and junior guard Faybon Harris scored 12. The Aggies shot 53.7 percent in the game, hitting 29-of-54 shots from the floor, including a 7-of-15 performance from behind the arc.

The Aggies took an early 7-0 lead, but back-to-back 3s from Carrera and Ellington quickly saw the Gamecocks trail by just one with 15:04 to play in the opening half.

The teams traded baskets through the middle portion of the half, before a move underneath the basket from Jackson tied the contest at 14 with 11:18 to play before the break.

Texas A&M would score seven of the next nine points in the game to hold a 21-16 lead with 7:40 remaining in the first half with Harris scoring all Aggie points during the stretch.

Two made free throws from Carrera at the 6:20 mark broke a four-minute scoring drought for Carolina, putting the score at 24-18 A&M. Ellington would follow with two from the line and TAMU's E. Turner connected on a jumper before Carrera added a layup at the 4:19 mark to put the score at 26-22 Aggies.

Williams and Ellington would add two each from the line to hold the score close the remainder of the half. The Aggies held a 32-29 upperhand with under 30 seconds to play, but Steele would hit his first-career basket, a 3 on an assist from Smith with 16.1 seconds on the clock to knot the score at 32, which held throughout halftime.

Both teams shot well in the opening stanza, with the Gamecocks hitting 47.8 percent (11-23) and the Aggies 50.0 (14-28). South Carolina was stellar from the charity stripe, hitting 7-of-8 attempts, compared to a 0-3 mark from TAMU. The Gamecocks held a 17-11 upperhand in the rebounding column in the first half as well.

South Carolina would take its first lead of the contest at the 19-minute mark in the second half after Kacinas connected on a lay-up as the result of a steal from Carrera at the opposite end.

The Aggies didn't mark the scoreboard in the second half until the 14:47 mark with a jumper from E. Turner, and he added another just over a minute later to tie the contest at 36.

A dunk from R. Turner capped six unanswered points for the Aggies, forcing a Gamecocks timeout at the 12:29 mark.

Ellington was whistled for a foul with 11:30 remaining, and called for a technical just after, marking his fourth foul of the contest. E. Turner would hit both free throws as a result of the technical, putting the score at 40-36 Aggies.

Following the tech, the Gamecocks struggled with turnovers, and the Aggie lead extended to 46-36 with 8:47 to play. A 3 from sophomore guard Damien Leonard at the 8:28 mark broke a near eight-minute scoring drought for the Gamecocks.

Carolina trailed 53-39 with just over six minutes to play before a 3 from Williams. Carrera would hit a layup with 5:13 remaining and was fouled on the play. His make from the line put the score at 55-45 Aggies.

E. Turner scored seven straight for the Aggies near the four-minute mark and Texas A&M finished the contest on a 24-11 run to close the 74-56 victory.

### GAME 29



Official Basketball Box Score - Game Totals - Final Statistics  
South Carolina vs Texas A&M  
03/02/13 6:00 PM at Reed Arena (College Station, TX)

#### South Carolina 56 • 13-16, 3-13 SEC

##	Player	Total		3-Ptr		FT-FTA		Rebounds		PF	TP	A	TO	Bk	Stl	Min
		FG	FGA	FG	FGA	FT	FTA	Off	Def							
05	SMITH, Eric	* 0-4	0-2	0-0	0-3	0	0	3	3	0	1	26				
23	ELLINGTON, Bruce	* 3-10	1-3	3-5	0	2	2	4	10	6	2	0	2	32		
24	CARRERA, Michael	* 5-13	2-3	4-7	4	5	9	1	16	0	2	1	0	33		
25	KACINAS, Mindaugas	* 3-7	0-0	2-2	2	2	4	2	8	0	2	0	0	25		
35	STEELE, Brian	* 1-3	1-3	0-0	0	2	2	5	3	0	1	0	1	25		
01	WILLIAMS, Brenton	* 2-3	1-2	4-4	0	0	0	0	9	0	0	0	0	7		
12	CONSTABLE, Austin	0-0	0-0	0-0	0	0	0	0	0	0	0	0	0	1		
30	JACKSON, Lakeem	1-2	0-0	0-0	2	1	3	0	2	0	1	0	0	14		
32	LEONARD, Damien	1-2	1-2	0-0	0	1	1	0	3	0	3	0	0	10		
33	SLAWSON, RJ	1-1	0-0	1-2	2	1	3	1	3	0	2	0	0	14		
55	PHILLIPS, Shane	1-2	0-1	0-0	0	0	0	3	2	3	1	0	0	13		
	Team				5	2	7	1								
	Totals	18-47	6-16	14-20	15	19	34	17	56	12	17	1	4	20		

FG % 1st Half: 11-23 47.8% 2nd half: 7-24 29.2% Game: 18-47 38.3% Deadball Rebounds 3  
3FG % 1st Half: 3-8 37.5% 2nd half: 3-8 37.5% Game: 6-16 37.5%  
FT % 1st Half: 7-8 87.5% 2nd half: 7-12 58.3% Game: 14-20 70.0%

#### Texas A&M 74 • 17-12, 7-9 SEC

##	Player	Total		3-Ptr		FT-FTA		Rebounds		PF	TP	A	TO	Bk	Stl	Min
		FG	FGA	FG	FGA	FT	FTA	Off	Def							
11	Reese, Mychal	* 2-6	1-1	0-0	0	3	3	2	5	3	2	0	0	22		
21	Caruso, Alex	* 2-5	1-2	2-4	0	0	0	4	7	1	2	1	2	20		
31	Turner, Elston	* 10-17	4-8	4-4	0	4	4	1	28	5	1	0	4	36		
32	Roberson, Kourtney	* 1-1	0-0	0-2	3	2	5	3	2	2	1	0	0	22		
35	Turner, Ray	* 8-10	0-0	0-0	5	1	6	3	16	1	1	4	1	29		
00	Young, Andrew	0-1	0-0	0-0	0	0	0	2	0	0	0	1	0	17		
10	McDonald, Blake	0-0	0-0	0-0	0	0	0	0	0	0	0	0	0	1		
12	Harris, Faybon	4-11	1-3	3-5	1	3	4	1	12	3	1	0	1	27		
13	Green, Jordan	1-2	0-1	0-0	0	1	1	0	2	0	0	0	0	15		
33	Jolly, Grant	0-0	0-0	0-0	0	0	0	0	0	0	0	0	0	0		
42	Jahns, Jarod	1-1	0-0	0-0	0	0	0	3	2	0	0	1	0	11		
	Team				0	3	3									
	Totals	29-54	7-15	9-15	9	17	26	19	74	15	8	7	8	20		

FG % 1st Half: 14-28 50.0% 2nd half: 15-26 57.7% Game: 29-54 53.7% Deadball Rebounds 3  
3FG % 1st Half: 1-9 11.1% 2nd half: 3-6 50.0% Game: 4-15 26.7%  
FT % 1st Half: 0-3 0.0% 2nd half: 9-12 75.0% Game: 9-15 60.0%

Officials: Mike Thibodeaux, John Hampton, Steven Anderson  
Technical fouls: South Carolina-ELLINGTON, Bruce; TEAM, Texas A&M-Roberson, Kourtney.  
Attendance: 9561

Score by periods	1st	2nd	Total	In	Off	2nd	Fast
	Paint	T/O	Chance	Break	Bench		
South Carolina	32	24	56	18	4	5	7
SC							
Texas A&M	32	42	74	34	18	17	15
TAMU							

Last FG - SC 2nd-00:44, TAMU 2nd-01:34. Score tied - 3 times.  
Largest lead - SC by 4 2nd-16:54, TAMU by 20 2nd-02:48. Lead changed - 2 times.

## ROSTER BREAKDOWN

### RETURNING STARTERS (3)

Michael Carrera  
Brian Steele  
Bruce Ellington  
*\*based on final game of 2012-13 season*

### RETURNING LETTERWINNERS (7)

Michael Carrera  
Laimonas Chatkevicius  
Austin Constable  
Bruce Ellington  
Mindaugas Kacinas  
Brian Steele  
Brenton Williams

### GUARDS (8)

Austin Constable  
Bruce Ellington  
Tyrone Johnson  
Justin McKie  
Duane Notice  
Jaylen Shaw  
Sindarius Thornwell  
Brenton Williams

### FORWARDS (8)

Michael Carrera  
Laimonas Chatkevicius  
Carlton Geathers  
Demetrius Henry  
Mindaugas Kacinas  
Desmond Ringer  
Brian Steele  
Reggie Theus Jr.

### BY HEIGHT

Bruce Ellington, 5-9  
Austin Constable, 5-11  
Brenton Williams, 5-11  
Jaylen Shaw, 6-0  
Duane Notice, 6-2  
Tyrone Johnson, 6-3  
Justin McKie, 6-4  
Michael Carrera, 6-5  
Brian Steele, 6-5  
Sindarius Thornwell, 6-5  
Reggie Theus Jr., 6-6  
Mindaugas Kacinas, 6-7  
Demetrius Henry, 6-9  
Desmond Ringer, 6-9  
Carlton Geathers, 6-10  
Laimonas Chatkevicius, 6-11

### PRONUNCIATION

Justin MACK-ee  
Lie-MOAN-us Ha-KEVA-chus  
Min-DAWG-us Kye-chin-iss

## 2013-14 SOUTH CAROLINA ROSTER

### ALPHABETICAL

No.	Name	Pos.	Ht.	Wt.	Cl.	Exp.	Hometown/High/Last School
24	Michael Carrera	F	6-5	214	SO	1VL	Anzoátegui, Venezuela/Montrose Christian School
14	Laimonas Chatkevicius	F	6-11	250	SO	1VL	Klaipeda, Lithuania/South Kent School
12	Austin Constable	G	5-11	180	SO	1VL	West Chester, Pa./Henderson
23	Bruce Ellington	G	5-9	196	SR	3VL	Moncks Corner, S.C./Berkeley
45	Carlton Geathers	F	6-10	255	RS JR	1VL	Georgetown, S.C./Carvers Bay
21	Demetrius Henry	F/C	6-9	215	FR	HS	Miami, Fla./Faith Baptist Christian School
4	Tyrone Johnson	G	6-3	194	JR	1VL	Plainfield, N.J./Montrose Christian School/Villanova
25	Mindaugas Kacinas	F	6-7	210	SO	1VL	Klaipeda, Lithuania/Word of Life Fire Traditional School
20	Justin McKie	G	6-4	195	FR	HS	Columbia, S.C./Irmo
10	Duane Notice	G	6-2	221	FR	HS	Woodbridge, Canada/St. Thomas More (Oakdale, Conn.)
32	Desmond Ringer	F/C	6-9	255	FR	HS	McDonough, Ga./Eagle's Landing
5	Jaylen Shaw	G	6-0	182	FR	HS	Hartsville, S.C./Hartsville
35	Brian Steele	F	6-5	200	SO	1VL	Greenville, S.C./Wade Hampton School
15	Reggie Theus Jr.	F	6-6	210	FR	HS	Los Angeles, Calif./Fairfax
0	Sindarius Thornwell	G	6-5	206	FR	HS	Lancaster, S.C./Oak Hill Academy
1	Brenton Williams	G	5-11	172	SR	2VL	Kissimmee, Fla./Osceola High School/Santa Fe College

### NUMERICAL

No.	Name	Pos.	Ht.	Wt.	Cl.	Exp.	Hometown/High/Last School
0	Sindarius Thornwell	G	6-5	206	FR	HS	Lancaster, S.C./Oak Hill Academy
1	Brenton Williams	G	5-11	172	SR	1VL	Kissimmee, Fla./Osceola High School/Santa Fe College
4	Tyrone Johnson	G	6-3	194	JR	1VL	Plainfield, N.J./Montrose Christian School/Villanova
5	Jaylen Shaw	G	6-0	182	FR	HS	Hartsville, S.C./Hartsville
10	Duane Notice	G	6-2	221	FR	HS	Woodbridge, Canada/St. Thomas More (Oakdale, Conn.)
12	Austin Constable	G	5-11	180	SO	HS	West Chester, Pa./Henderson
14	Laimonas Chatkevicius	F	6-11	250	SO	HS	Klaipeda, Lithuania/South Kent School
15	Reggie Theus Jr.	F	6-6	210	FR	HS	Los Angeles, Calif./Fairfax
20	Justin McKie	G	6-4	195	FR	HS	Columbia, S.C./Irmo
21	Demetrius Henry	F/C	6-9	215	FR	HS	Miami, Fla./Faith Baptist Christian School
23	Bruce Ellington	G	5-9	196	SR	2VL	Moncks Corner, S.C./Berkeley
24	Michael Carrera	F	6-5	214	SO	HS	Anzoátegui, Venezuela/Montrose Christian School
25	Mindaugas Kacinas	F	6-7	210	SO	HS	Klaipeda, Lithuania/Word of Life Fire Traditional School
32	Desmond Ringer	F/C	6-9	255	FR	HS	McDonough, Ga./Eagle's Landing
35	Brian Steele	F	6-5	200	SO	HS	Greenville, S.C./Wade Hampton School
45	Carlton Geathers	F	6-10	255	RS JR	1VL	Georgetown, S.C./Carvers Bay

**Head Coach:** Frank Martin (Florida International, '93)

**Associate Head Coach/Recruiting Coordinator:** Matt Figger (Eastern Kentucky, '95)

**Assistant Coach:** Perry Clark (Gettysburg, '74)

**Assistant Coach:** Lamont Evans (Kansas State, '09)

**Director of Basketball Operations:** Andy Assaley (Cincinnati, '96)

**Strength & Conditioning Coach:** Scott Greenawalt (Muskingum College, '98)

**Athletic Trainer:** Mark Rodger (Buffalo, '01)

**Video Coordinator:** Dylan Lockwood (Cazenovia, '05)

**Graduate Student Manager/Student-Athlete Development:** Doug Edwards (Florida State, '07)

### TOP RETURNING...

Scorer	Williams, 11.0 ppg
Rebounder	Carrera, 7.2 rpg
Assist Maker	Ellington, 2.7 apg
FG Shooter	Kacinas, 51.8%
3-Point FG Shooter	Williams, 39.7%
FT Shooter	Williams, 84.2%
Shot Blocker	Carrera, 0.6 bpg
Steal Maker	Ellington, 1.3 spg

## RADIO/TV SPOT CHART



**#0**

**SINDARIUS THORNWELL**

Fr. - G - 6-5 - 206  
Lancaster, S.C.  
Oak Hill Academy



**#1**

**BRENTON WILLIAMS**

Sr. - G - 5-11 - 172  
Kissimmee, Fla.  
Santa Fe College



**#4**

**TYRONE JOHNSON**


Jr. - G - 6-3 - 194  
Plainfield, N.J.  
Montrose Christian/  
Villanova



**#5**

**JAYLEN SHAW**

Fr. - G - 6-0 - 182  
Hartsville, S.C.  
Hartsville



**#10**

**DUANE NOTICE**

Fr. - G - 6-2 - 221  
Woodbridge, Ontario  
St. Thomas More  
(Oakdale, Conn.)



**#12**

**AUSTIN CONSTABLE**

So. - G - 5-11 - 180  
West Chester, Pa.  
Henderson



**#14**

**LAIMONAS CHATKEVICIUS**

So. - F - 6-11 - 250  
Klaipeda, Lithuania  
South Kent School  
(South Kent, Conn.)



**#15**

**REGGIE THEUS JR.**

Fr. - F - 6-6 - 210  
Los Angeles, Calif.  
Fairfax



**#20**

**JUSTIN MCKIE**


Fr. - G - 6-4 - 195  
Columbia, S.C.  
Irmo



**#21**

**DEMETRIUS HENRY**

Fr. - F - 6-9 - 215  
Miami, Fla.  
Faith Baptist Christian  
School



**#23**

**BRUCE ELLINGTON**

Sr. - G - 5-9 - 196  
Moncks Corner, S.C.  
Berkeley



**#24**

**MICHAEL CARRERA**

So. - F - 6-5 - 214  
Anzoátegui, Venezuela  
Montrose Christian School



**#25**

**MINDAUGAS KACINAS**

So. - F - 6-7 - 210  
Klaipeda, Lithuania  
Word of Life Fire  
Traditional School



**#32**

**DESMOND RINGER**

Fr. - F - 6-9 - 255  
McDonough, Ga.  
Eagle's Landing



**#35**

**BRIAN STEELE**

So. - F - 6-5 - 200  
Greenville, S.C.  
Wade Hampton School



**#45**

**CARLTON GEATHERS**

R-Jr. - F - 6-10 - 255  
Georgetown, S.C.  
Carvers Bay



**FRANK MARTIN**  
Head Coach



**MATT FIGGER**  
Assoc. Head Coach/  
Recruiting Coordinator



**PERRY CLARK**  
Assistant Coach



**LAMONT EVANS**  
Assistant Coach



**ANDY ASSALEY**  
Director of Basketball  
Operations




**SCOTT GREENAWALT**  
Strength & Conditioning  
Coach



**MARK RODGER**  
Athletic Trainer



**DOUG EDWARDS**  
Student-Athlete  
Development



**DYLAN LOCKWOOD**  
Video Coordinator



**EMILY FEENEY**  
Associate Director  
Media Relations



## GAMECOCKS RECORD WHEN ...

At home	5-3
On the road	0-4
At neutral sites	2-1
In overtime	0-0
vs. Top 25 team	0-3
vs. Top 10 team	0-2
vs. Top 3 team	0-0
Leading at half	5-2
Trailing at half	2-6
Tied at half	0-0
Shooting 50% or better	4-0
Shooting between 39-49%	3-4
Shooting less than 39%	0-4
Opp. shooting 50% or better	0-2
Opp. shooting between 39-49%	4-4
Opp. shooting less than 39%	3-2
Shooting better than opp.	7-1
Shooting worse then/equal to opp.	0-7
Starters out-score opp. starters	5-3
Opp. starters score/equal more	2-5
Bench out-scores opp. bench	5-3
Opp. bench scores>equals more	2-5
Having more FTs than opp.	4-1
Having equal/less FTs than opp.	3-7
Have more TOs than opp.	2-4
Having equal/less TOs than opp.	5-4
Having more rebounds than opp.	6-4
Having equal/less rebounds than opp.	1-4
Making 6 or more 3FGs	5-2
Having 15 or more assists	3-2
Having less than 15 assists	4-6
Score more points in paint than opp.	6-4
Scoring equal/less points in paint than opp.	1-4
Scoring more points off TOs than opp.	6-2
Scoring equal/less points off TOs than opp.	1-6
Scoring more 2nd-chance points than opp.	5-3
Scoring equal/less 2nd-chance points than opp.	2-6
Scoring more fast break points than opp.	4-3
Scoring equal/less fast break points than opp.	3-5
Wearing white uniforms	6-2
Wearing Garnet uniforms	1-3
Wearing Black uniforms	0-3
Wearing Gray Uniforms	0-0
Playing on live TV	6-6
Playing in November	2-2
Playing in December	4-4
Playing in January	1-2
Playing in February	0-0
Playing in March	0-0
Playing a day-game	4-4
Playing a night-game	3-4
Playing on Sunday	2-1
Playing on a Monday	1-1
Playing on a Tuesday	0-2
Playing on a Wednesday	1-1
Playing on a Thursday	0-1
Playing on a Friday	1-1
Playing on a Saturday	2-1
Scoring margin is 5 points or less	0-2
Margin is between 6-10	3-1
Margin is between 11-20	1-3
Margin is more than 20	3-2
Scoring 59 points or less	0-4
Scoring 60-69 points	1-4
Scoring 70-79 points	2-0
Scoring 80-89 points	3-0
Scoring 90-99 points	1-0
Scoring 100+ points	0-0

## MISCELLANEOUS

Current streak	L2
Home court streak	L1
Away streak	L4
Neutral court streak	W1

## 2013-14 SUPERLATIVES

(tied for team lead also included)

Scoring Leaders	'13-14	Career
Tyrone Johnson	5*	5*
Sindarius Thornwell	3	3
Mindaugas Kacinas	1	1
Jaylen Shaw	1	1
Brenton Williams	4	14
Duane Notice	1	1

Rebounding Leaders	'13-14	Career
Mindaugas Kacinas	5	8
Michael Carrera	4	17
Sindarius Thornwell	2	2
Demetrius Henry	2	2
Laimonas Chatkevicius	1	4
Duane Notice	1	1
Tyrone Johnson	2*	2*
Desmond Ringer	2	2

Assists Leaders	'13-14	Career
Duane Notice	8	8
Tyrone Johnson	10*	10*
Jaylen Shaw	1	1
Sindarius Thornwell	3	3
Brenton Williams	1	3

Blocks Leaders	'13-14	Career
Michael Carrera	6	15
Sindarius Thornwell	3	3
Mindaugas Kacinas	4	10
Demetrius Henry	6	6
Laimonas Chatkevicius	3	8
Bruce Ellington	1	3
Desmond Ringer	2	2

Steals Leaders	'13-14	Career
Michael Carrera	6	9
Sindarius Thornwell	6	6
Brenton Williams	5	16
Mindaugas Kacinas	6	9
Bruce Ellington	2	26
Demetrius Henry	3	3
Reggie Theus Jr.	1	1
Tyrone Johnson	2*	2*
Duane Notice	2	2
Austin Constable	1	1
Justin McKie	1	1

Double-Figure Scoring	'13-14	Career
Tyrone Johnson	11*	11*
Sindarius Thornwell	9	9
Brenton Williams	10	33
Michael Carrera	2	14
Mindaugas Kacinas	2	7
Demetrius Henry	3	3
Jaylen Shaw	2	2
Duane Notice	5	5
Laimonas Chatkevicius	1	3

20+ points	'13-14	Career
Sindarius Thornwell	2	2
Brenton Williams	1	3

30+ points	'13-14	Career
-	-	-

Double-Figure Rebounding	'13-14	Career
Mindaugas Kacinas	2	5
Demetrius Henry	1	1

5+ assists	'13-14	Career
Tyrone Johnson	3*	3*
Jaylen Shaw	1	1
Duane Notice	3	3

3+ steals	'13-14	Career
Sindarius Thornwell	2	2
Brenton Williams	1	5

2+ blocks	'13-14	Career
Mindaugas Kacinas	2	7
Michael Carrera	5	10
Sindarius Thornwell	1	1
Demetrius Henry	3	3
Desmond Ringer	1	1
Laimonas Chatkevicius	1	6

Double-Doubles	'13-14	Career
Mindaugas Kacinas	1	2
Demetrius Henry	1	1

Clutch Free Throws (under 5 min/OT)	'13-14	Career
Demetrius Henry	0-2	.000
Sindarius Thornwell	5-6	.833
Tyrone Johnson	19-26	.730
Desmond Ringer	2-6	.333
Duane Notice	5-6	.833
Reggie Theus Jr.	1-4	.250
Brenton Williams	6-6	1.000
Michael Carrera	5-7	.714
Bruce Ellington	2-2	1.000
Mindaugas Kacinas	4-5	.800
Justin McKie	2-4	.500
Jaylen Shaw	3-3	1.000
Totals	54-77	.701

\* indicates at South Carolina

## Miscellaneous

Largest Halftime Lead	
SC	22, vs. Longwood (Nov. 9, 2013)
Opp	24, Oklahoma State (Dec. 6, 2013)
Smallest Halftime Lead	
SC	1, at Baylor (Nov. 12, 2013)
Opp	2, LSU (Jan. 11, 2014)
Fewest Points In First Half	
SC	15, vs. Oklahoma State (Dec. 6, 2013)
Opp	15, Longwood (Nov. 9, 2013)
Most Points In First Half	
SC	44, vs. SC State (Jan. 3, 2014)
Opp	45, Manhattan (Dec. 17, 2013)
Most Points In Second Half	
SC	56, vs. Marshall (Dec. 30, 2013)
Opp	41, 2x, last, USC Upstate (Dec. 19, 2013)
Fewest Points In Second Half	
SC	25, at Baylor (Nov. 12, 2013)
Opp	21, vs. Akron (Dec. 28, 2013)
Most Points in Overtime	
SC	-
Opp	-
Largest Margin of Victory	
SC	38, vs. Longwood (Nov. 9, 2013)
Opp	27, Oklahoma State (Dec. 6, 2013)
Smallest Margin of Victory	
SC	7, twice, last vs. SC State (Jan. 3, 2014)
Opp	2, Baylor (Nov. 12, 2013)

## 2013-14 GAME BY GAME COMPARISON

	Date	Result	FG-A	Pct	3FG-A	Pct	FT-A	Pct	O-D-Total	PF	Pts	A	TO	Blk	Stl	Min	Half
Longwood			13-57	.228	4-22	.182	14-22	.636	9-18-27	19	44	7	13	0	9	200	15
South Carolina	Nov. 9, 2013	W, 82-44	28-57	.491	6-20	.300	20-24	.833	12-38-50	18	82	13	15	8	5	200	37
Baylor			19-50	.380	6-17	.353	22-41	.537	18-28-46	26	66	12	15	6	4	200	38
South Carolina	Nov. 12, 2013	L, 64-66	18-50	.360	3-8	.375	25-36	.694	11-24-35	29	64	14	8	4	9	200	39
Clemson			21-48	.438	5-14	.357	24-26	.923	7-26-33	20	71	14	12	12	8	200	35
South Carolina	Nov. 17, 2013	L, 57-71	23-65	.354	1-10	.110	10-18	.556	21-20-41	21	57	7	13	2	6	200	26
FIU			24-50	.480	6-16	.375	18-21	.857	7-20-27	18	72	13	16	3	9	200	42
South Carolina	Nov. 24, 2013	W, 84-72	30-59	.508	8-19	.421	16-21	.762	12-19-31	15	84	19	13	3	5	200	39
Oklahoma State			25-56	.446	5-22	.227	24-32	.750	14-18-32	17	79	13	7	4	10	200	39
South Carolina	Dec. 6, 2013	L, 52-79	16-45	.356	6-11	.545	14-22	.636	14-22-36	26	52	10	24	4	3	200	15
Manhattan			23-49	.469	6-13	.462	34-39	.872	12-21-33	30	86	13	16	9	11	200	45
South Carolina	Dec. 17, 2013	L, 68-86	22-52	.423	2-7	.286	22-38	.579	12-15-27	23	68	15	16	3	3	200	34
USC Upstate			24-56	.429	6-21	.286	20-35	.571	13-32-45	17	74	17	14	5	8	200	33
South Carolina	Dec. 19, 2013	L, 68-74	23-69	.333	8-29	.276	14-20	.700	17-28-45	24	68	15	12	5	9	200	37
Saint Mary's			22-54	.407	7-19	.368	20-25	.800	13-14-27	20	71	11	11	2	3	200	27
South Carolina	Dec. 22, 2013	W, 78-71	28-48	.583	4-7	.571	18-29	.621	11-21-32	24	78	12	11	3	6	200	33
Boise State			29-54	.537	9-22	.409	13-19	.684	7-21-28	22	80	16	9	3	7	200	43
South Carolina	Dec. 23, 2013	L, 54-80	19-51	.373	4-16	.250	12-18	.667	9-21-30	18	54	6	18	4	3	200	28
Akron			22-58	.379	5-17	.294	10-19	.526	16-19-35	19	59	10	16	8	5	200	31
South Carolina	Dec. 25, 2013	W, 69-59	25-60	.417	2-9	.222	17-21	.810	15-23-38	21	69	12	10	3	6	200	25
Akron			13-40	.325	4-16	.250	15-23	.652	9-18-27	23	45	6	21	3	4	200	24
South Carolina	Dec. 28, 2013	W, 78-45	28-63	.444	8-15	.533	14-19	.737	17-17-34	19	78	20	7	5	6	200	30
Marshall			17-45	.378	1-14	.071	30-47	.638	9-18-27	26	65	9	16	6	2	200	31
South Carolina	Dec. 30, 2013	W, 92-65	34-66	.515	6-12	.500	18-26	.692	18-26-44	32	92	19	11	4	7	200	36
SC State			29-65	.446	5-20	.250	12-18	.667	17-18-35	27	75	14	10	5	7	200	33
South Carolina	Jan. 3, 2014	W, 82-75	25-50	.500	7-15	.467	25-35	.714	11-20-31	16	82	13	13	4	4	200	44
Florida			26-45	.578	5-19	.263	17-24	.708	5-20-25	19	74	16	15	4	10	200	34
South Carolina	Jan. 8, 2014	L, 58-74	18-41	.439	5-10	.500	17-26	.654	9-19-28	20	58	9	21	1	7	200	21
LSU			22-56	.393	5-18	.278	22-35	.629	16-26-42	24	71	13	19	4	14	200	32
South Carolina	Jan. 11, 2014	L, 68-71	20-48	.417	4-11	.364	24-34	.706	7-25-32	28	68	10	19	4	9	200	30

**2013-14 RESULTS: OVERALL, 7-8; HOME, 5-3; AWAY, 0-4; NEUTRAL, 2-1; SEC, 0-2**

DATE	OPPONENT	W/L	SCORE	RECORD (SEC)	POINTS	REBOUNDS	ASSISTS	BLOCKS	STEALS	ATTENDANCE
Nov. 9	Longwood	W	82-44	1-0 (0-0)	Johnson (18)	Kacinas (14)	Notice (4)	3 with 2	Carrera (2)	8,536 (paid)
Nov. 12	at No. 23/25 Baylor	L	64-66	1-1 (0-0)	Thornwell (20)	Carrera (7)	Johnson (8)	Henry (2)	Thornwell (3)	5,706
Nov. 17	at Clemson	L	71-57	1-2 (0-0)	Kacinas (13)	Kacinas (12)	Johnson/Notice (2)	Henry/Chatkevicius (1)	Thornwell/Carrera (2)	7,283
Nov. 24	FIU	W	84-72	2-2 (0-0)	Johnson (18)	Kacinas (9)	Johnson (7)	Carrera (2)	Williams (2)	9,869 (paid)
Dec. 6	at No. 9/11 Okla. St.	L	79-52	2-3 (0-0)	Shaw (13)	Carrera (7)	Johnson/Shaw (3)	Henry (2)	3 with 1	13,611
Dec. 17	Manhattan	L	86-68	2-4 (0-0)	Thornwell (17)	Thornwell/Kacinas (5)	Thornwell/Johnson (3)	3 with 1	3 with 1	7,573 (paid)
Dec. 19	USC Upstate	L	74-68	2-5 (0-0)	Thornwell (19)	Kacinas (9)	3 with 3	Ringer (2)	Ellington (2)	7,531 (paid)
Dec. 22	vs. Saint Mary's	W	78-71	3-5 (0-0)	Johnson (16)	Henry (8)	4 with 3	3 with 1	Henry (2)	8,093
Dec. 23	vs. Boise State	L	80-54	3-6 (0-0)	Williams (14)	Chatkevicius (6)	Johnson (3)	Henry/Chatkevicius (2)	3 with 1	6,438
Dec. 25	vs. Akron	W	69-59	4-6 (0-0)	Notice (15)	4 with 5	Johnson (5)	3 with 1	Thornwell (2)	6,769
Dec. 28	Akron	W	78-45	5-6 (0-0)	Williams (24)	Carrera (7)	Notice (6)	Kacinas (2)	Kacinas/Johnson (2)	7,802 (paid)
Dec. 30	Marshall	W	92-65	6-6 (0-0)	Johnson/Williams (18)	Ringer (7)	Notice (6)	Carrera (4)	7 with 1	7,935 (paid)
Jan. 3	SC State	W	82-75	7-6 (0-0)	Williams (19)	Henry (11)	Notice (8)	Carrera (2)	4 with 1	7,357 (paid)
Jan. 8	at No. 10/11 Florida	L	74-58	7-7 (0-1)	Johnson (12)	Johnson (6)	Notice (3)	Kacinas (1)	Williams/Thornwell (3)	12,147
Jan. 11	LSU	L	71-68	7-8 (0-2)	Thornwell (25)	Thornwell/Johnson/Ringer (5)	Johnson (3)	Carrera (2)	Kacinas/Williams/Carrera (2)	12,071 (paid)

**2013-14 STARTING LINEUP WIN-LOSS**

Guard	Guard	Guard/Forward	Forward	Forward	2013-14	Games
Johnson	Thornwell	Notice (g)	Henry	Kacinas	2-2	4
Johnson	Thornwell	Carrera (f)	Henry	Kacinas	1-2	3
Johnson	Thornwell	Ellington (g)	Henry	Kacinas	0-2	2
Williams	Thornwell	Notice (g)	Henry	Kacinas	6-0	6

## 2013-14 GAME-BY-GAME STARTING LINEUPS

OPPONENT, RESULT	GUARD	GUARD	FORWARD/GUARD	FORWARD	FORWARD
Longwood, W	Johnson	Thornwell	Notice (g)	Henry	Kacinas
@Baylor, L	Johnson	Thornwell	Carrera (f)	Henry	Kacinas
@Clemson, L	Johnson	Thornwell	Notice (g)	Henry	Kacinas
FIU, W	Johnson	Thornwell	Carrera (f)	Henry	Kacinas
@Okla. St., L	Johnson	Thornwell	Carrera (f)	Henry	Kacinas
Manhattan, L	Johnson	Thornwell	Ellington (g)	Henry	Kacinas
USC Upstate, L	Johnson	Thornwell	Ellington (g)	Henry	Kacinas
vs. Saint Mary's, W	Johnson	Thornwell	Notice (g)	Henry	Kacinas
vs. Boise State, L	Johnson	Thornwell	Notice (g)	Henry	Kacinas
vs. Akron, W	Williams	Thornwell	Notice (g)	Henry	Kacinas
Akron, W	Williams	Thornwell	Notice (g)	Henry	Kacinas
Marshall, W	Williams	Thornwell	Notice (g)	Henry	Kacinas
SC State, W	Williams	Thornwell	Notice (g)	Henry	Kacinas
@Florida, L	Williams	Thornwell	Notice (g)	Henry	Kacinas
LSU, L	Williams	Thornwell	Notice (g)	Henry	Kacinas
@Texas A&M					
Ole Miss					
@Georgia					
@Missouri					
Texas A&M					
@Ole Miss					
Auburn					
@Tennessee					
Vanderbilt					
Alabama					
@Arkansas					
Georgia					
@Auburn					
Kentucky					
Florida					
@Miss. St.					
SEC Tourney					
NCAA Tourney					

### CITY CHAPTER DAYS ANNOUNCED FOR GAMECOCK BASKETBALL

The University of South Carolina Athletics Department, along with The Gamecock Club and My Carolina Alumni Association, have partnered in creating several City Chapter Days throughout the 2013-14 basketball season for both the Gamecock men's and women's teams.

The City Chapter Days will give Gamecock Club and Alumni Chapters a game at Colonial Life Arena that is dedicated specifically to their respective members and local business. During each game different chapter leaders and business owners will be recognized for their contributions and support of Gamecock Athletics.

**Jan. 11, 2014 - Men's Basketball vs. LSU at 1:30 PM**

**Charlotte, York & Rock Hill Day**

**Jan. 18, 2014 - Men's Basketball vs. Ole Miss at 4:30 PM, Greenville Day**

**Jan. 29, 2014 - Men's Basketball vs. Texas A&M at 7 PM, Irmo Night**

**Feb. 5, 2014 - Men's Basketball vs. Auburn at 7 PM**

**Richland County Night**

**Feb. 12, 2014 - Men's Basketball vs. Vanderbilt at 8 PM,**

**Lexington Night**

**Feb. 15, 2014 - Men's Basketball vs. Alabama at 8 PM**

**Spartanburg Night**

**Feb. 22, 2014 - Men's Basketball vs. Georgia at 1:30 PM, Charleston Day**

**Feb. 27, 2014 - Women's Basketball vs. Georgia 7 PM, Gamecock Club and My Carolina Alumni Association Appreciation Night**

**March 4 2014 - Men's Basketball vs. Florida at 7 PM**

**Gamecock Club and My Carolina Alumni Association Appreciation Night**

**EXHIB. - SOUTH CAROLINA 84, USC AIKEN 72**  
**NOV. 3, 2013 / COLONIAL LIFE ARENA**

**COLUMBIA, S.C.** - In South Carolina's only exhibition game before opening the season on Nov. 9, the Gamecocks used a pair of first half runs fueled by its defense to take hold a 17-point first-lead before ultimately defeating USC Aiken 84-72. Sophomore guard Michael Carrera led the Gamecocks with 14 points, while sophomore forward Laimonas Chatkevicius added a double-double with 10 points and 11 rebounds.

South Carolina jumped out to a quick 5-1 lead just over two minutes into the game after a jumper from freshman guard Duane Notice. The Pacers though tied it up a minute and a half later on a bucket from senior guard Jesse Seilern and pushed the lead to 9-7 after a 3-pointer from Seilern at the 15:03 mark.

From that point on, the Gamecocks picked up their pressure on the defensive end that resulted in a 10-1 run that was capped off by Carrera turning over Aiken's DeVontae Wright in the backcourt and taking the ball the length of the court for a two-handed dunk.

Wright came back and connected on a 3 on the right side to end a two and half minute drought that saw the Pacers forced into six missed attempts.

Wright's basket was the last for the Pacers for almost seven minutes. After a pair of free throws from the senior guard cut the game to two at the 9:30 mark, South Carolina went on a 16-1 run that started with a dunk from Chatkevicius. Over two minutes later, Notice found Carrera open on the left side as the sophomore marksman drained the triple to push the lead to nine.

Five free throws and buckets from Notice and fellow freshman Demetrius Henry pushed the lead to 33-16. During the near four and a half minute stretch, the Gamecocks forced the Pacers into 12 missed field goal attempts.

With under a minute remaining in the half, Thornwell turned over Aiken, flipped the ball to Notice who found Carrera on the end in transition for an easy dunk, but Seilern's third 3 of the half for the Pacers with five seconds left made it a 17-point game.

After holding USC Aiken to 21 percent shooting in the first half, the Pacers caught fire midway through the second half. With a 62-47 South Carolina lead at the second media timeout at 11:49, USC Aiken went 6-of-10 from the floor to go with four free throws in less than four minutes. After Chatkevicius added a free throw for Carolina at 9:54, the Pacers went on a 13-0 run in under two minutes, highlighted by three-straight 3-pointers from senior guard Ronald Zimmerman. Senior forward Paul Larsen's layup with eight minutes remaining cut the lead to three at 65-62.

The defensive intensity picked back up for the Gamecocks as they went on a 16-2 run over the next 5-plus minutes, primarily at the free-throw line to put the game away.

The run was keyed by senior guard Brenton Williams who hit a big 3 for the Gamecocks to push the lead back up to six with under seven minutes remaining.

To go with Carrera's 14 and Chatkevicius' 10, Thornwell and Williams were also in double figures with 12 and 10 points, respectively. Aiken's Seilern led all scores with 18.

**GAME 1 - SOUTH CAROLINA 82, LONGWOOD 44**  
**NOV. 9, 2013 / COLONIAL LIFE ARENA**

**COLUMBIA, S.C.** - South Carolina (1-0) posted an 82-44 victory in its season opener on Saturday versus Longwood (0-1). The win marked the 13th straight in an opener for the Gamecocks and held head coach Frank Martin's record at a perfect 7-0 in openers for his career. South Carolina junior guard Ty Johnson led all scorers with 18 points, hitting 6-of-9 attempts from the field.

Prior to the start of Saturday's opener, it was announced that Johnson had been granted a waiver from the NCAA allowing him to compete effectively immediately. Johnson went on to score the first points of the contest on a driving lay-up to the right side in his first regular season action since the 2011-12 campaign at Villanova.

Sophomore forward Mindaugas Kacinas set a career high in the game with 14 rebounds, where the Gamecocks out-rebounded the Lancers 50-27. Kacinas pulled down five of Carolina's 12 offensive boards in the game.

South Carolina held Longwood to just 22.8 percent (13-57) shooting, which marked a new Colonial Life Arena record. Longwood's 44 points in the contest were the fewest for a Gamecock opponent since SE Louisiana scored 43 on Dec. 21, 2011. It was the largest margin of victory for Carolina since defeating Alabama A&M 88-50 on Nov. 13, 2009.

The Gamecocks held an early 6-0 lead behind the play of Johnson before a lay-in from Longwood's Tristan Carey put the Lancers on the board with 14:09 to play in the opening half.

Back-to-back 3s from sophomore forward Michael Carrera pushed the Gamecock lead to 18-4 with 11:04 remaining in the first half before Longwood would score five unanswered points over the course of the next three minutes to put the score at 18-9 at the under-eight minute media timeout.

The Lancers would add a jumper with 5:47 remaining, forcing a called timeout for the Gamecocks.

South Carolina would score seven unanswered out of the timeout, and would end the half on a 19-4 run, sparked by consecutive 3s from freshman guard Duane Notice, to hold a 37-15 uphanded at the break. Senior guard Brenton Williams led all scorers in the opening half with 11, while Kacinas pulled down eight rebounds, including four on the offensive glass.

Strong defense from the Gamecocks forced the ninth and 10th turnovers of the contest for the Lancers, with Carolina capitalizing on both with jumpers from freshman guard Sindarius Thornwell and Johnson at the 17:12 mark, which forced a Longwood timeout.

South Carolina continued to bolster its lead through the remainder of the second half. A one-handed dunk from Carrera pushed the lead to 61-24 at the 10:17 mark. The Gamecocks continued to dominate the remainder of the half. Johnson reached his career high for points in the later minutes of the game, and Kacinas pulled down his career high for rebounds, adding eight points to almost reach the double-double.

Williams and Thornwell both posted 14 points in the win, with all of Thornwell's tallies coming in the second half. Carrera added 12 points, nine rebounds and two blocks and Notice led the way with four assists.

Carrey led Longwood with 12 points in the contest.

**GAME 2 - NO. 23/25 BAYLOR 66, SOUTH CAROLINA 64**  
**NOV. 12, 2013 / FERRELL CENTER / WACO, TEXAS**

**WACO, Texas** - South Carolina battled No. 23/25 Baylor to the wire before coming up just short in a 66-64 loss at the Ferrell Center. Freshman guard Sindarius Thornwell saw a pair of shots fall just short in the final seconds, and forward Michael Carrera was fouled attempting a put-back at the final horn, but officials determined the infraction occurred after time had expired.

Thornwell was the catalyst for the Gamecocks throughout the afternoon, leading all scorers with a season-high 20 points and chipping in four rebounds as Baylor was unable to find an answer for him.

Both teams opened up the game shooting high percentages with South Carolina starting the game hitting eight of its first nine from the field, while Baylor connected on seven of its first eight field goals.

The teams went back and forth throughout the first 20 minutes, both shooting over 48 percent from the field. South Carolina held a slim lead for much of the half, posting its largest lead of four, four times during the period and only trailing twice and taking a 39-38 edge into the locker room at halftime.

With 14:08 left in the game, Baylor grabbed its first lead since the 12:42 mark in the first half when a missed free throw was kicked out to Brady Heslip for a 3-pointer to give the Bears a one-point advantage. After the Gamecocks quickly went back on top, Heslip responded with another triple. South Carolina's Demetrius Henry tied the game at 52-52 with 12:21 remaining.

After Henry gave the Gamecocks a two-point advantage, Baylor got one back on a free throw before forward Cory Jefferson hit a jumper to give the Bears the lead just before the 10-minute mark. Ten seconds later a missed free throw by Jefferson was gathered by Baylor where it was kicked out to Heslip for his third 3-pointer in less than five minutes. The bucket gave the home team its largest lead of the game at 58-54.

Baylor pushed the lead to 60-55, but South Carolina remained persistent and fought back to tie the game at 64-64 on a jumper from Thornwell with 4:20 on the clock.

Trailing 65-64, the Gamecocks forced a stop with just under a minute remaining, but Tyrone Johnson's layup on the other end wouldn't go down. Baylor guard Kenny Chery hit one of two free throws to give a the Bears a two-point lead before the Gamecocks called a timeout with 16 seconds remaining.

On the other end, Thornwell got the ball in the corner and drove to the basket, but wasn't able to get his attempt to fall. He quickly stole the ball from Royce O'Neal before getting a second attempt off, which fell short as well. Carrera corralled the rebound, his team-high seventh of the game, and went back up to beat the buzzer, but neither the shot nor the foul called on Baylor occurred before the final horn.

For the game, Gamecock senior guard Brenton Williams had 12 points, while Johnson had eight points and eight assists to go along with four rebounds. Heslip led Baylor with 18 points, going 5-of-10 from behind the 3-point line.

**EXHIBITION**

Official Basketball Box Score - Game Totals - Final Statistics  
**USCA vs South Carolina**  
11/03/13 2 p.m. at Columbia, S.C. (Colonial Life Arena)

**USCA 72 • 0-0**

#	Player	Total	3-Ptr			Rebounds			PF	TP	A	TO	Bk	Stl	Min
			FG-FGA	FG-FGA	FT-FTA	Off	Def	Total							
14	Paul Larsen	f	4-7	0-0	7-10	3	6	9	4	15	0	2	0	3	25
32	Alvin Brown	f	0-1	0-0	0-0	0	0	0	0	0	0	1	0	0	4
4	DeVontae Wright	g	2-9	1-1	4-4	1	3	4	5	9	0	3	1	2	22
5	Shane Porchea	g	1-4	0-0	4-8	3	2	5	4	6	0	1	0	1	20
13	Ronald Zimmerman	g	4-15	3-12	2-2	3	1	4	1	13	1	2	0	3	30
00	Hendrix Emu	g	1-2	0-0	0-0	2	1	3	0	2	1	0	0	0	7
01	Derrick Scott	g	0-2	0-1	0-0	0	1	1	0	1	0	0	0	0	8
10	Kinley Branch	g	0-2	0-2	1-2	0	0	0	3	1	0	0	0	0	8
11	Grant Harris	g	3-6	1-3	1-2	1	0	1	2	8	3	2	0	1	20
15	Rick Alderman	g	0-4	0-0	0-1	2	1	3	3	0	1	2	1	0	22
23	Jesse Seilern	g	5-14	4-9	4-6	1	2	3	3	18	2	3	0	3	34
	Team					2	1	3							
	Totals		20-66	9-28	23-35	18	18	36	31	72	9	16	2	13	200

FG % 1st Half: 7-33 21.2% 2nd half: 13-33 39.4% Game: 20-66 30.3% Deadball Rebounds 5.1  
3FG % 1st Half: 5-16 31.3% 2nd half: 4-12 33.3% Game: 9-28 32.1%  
FT % 1st Half: 8-15 53.3% 2nd half: 15-20 75.0% Game: 23-35 65.7%

**South Carolina 84 • 0-0**

#	Player	Total	3-Ptr			Rebounds			PF	TP	A	TO	Bk	Stl	Min
			FG-FGA	FG-FGA	FT-FTA	Off	Def	Total							
14	CHATKEVICIUS, L.	f	3-6	0-0	4-6	4	7	11	3	10	0	2	1	0	26
21	HENRY, Demetrius	f	3-6	0-0	2-4	1	4	5	3	8	0	2	1	0	15
24	CARRERA, Michael	f	4-5	1-1	5-6	1	4	5	2	14	0	3	3	2	17
00	THORNWELL, Sindarius	g	2-3	0-0	8-10	0	5	5	2	12	3	4	1	2	25
10	NOTICE, Duane	g	2-8	0-0	4-4	0	0	2	2	8	6	1	0	1	19
01	WILLIAMS, Brenton	g	1-4	1-3	7-8	0	1	1	0	10	1	0	0	0	26
05	SHAW, Jaylen	g	2-6	0-1	2-2	1	0	1	3	6	1	5	0	0	13
15	THEUS JR., Reggie	g	0-0	0-0	0-0	0	0	0	0	0	0	0	0	0	2
20	MCKIE, Justin	g	3-4	0-0	0-0	0	4	4	1	6	1	1	1	0	21
25	KACINAS, Mindaugas	g	3-4	0-0	2-2	0	4	4	4	8	1	1	0	0	17
32	RINGER, Desmond	g	0-0	0-0	0-0	0	3	3	0	0	2	0	1	1	14
35	STEELE, Brian	g	1-3	0-1	0-1	1	0	1	1	2	0	0	0	0	5
	Team					2	2	4							
	Totals		24-49	2-6	34-43	10	34	44	24	84	13	22	7	8	200

FG % 1st Half: 13-28 46.4% 2nd half: 11-21 52.4% Game: 24-49 49.0% Deadball Rebounds 5.1  
3FG % 1st Half: 1-2 50.0% 2nd half: 1-4 25.0% Game: 2-6 33.3%  
FT % 1st Half: 17-22 77.3% 2nd half: 17-21 81.0% Game: 34-43 79.1%

Officials: Ted Valentine, Tony Greene, Jeff Smith  
Technical fouls: USCA-None. South Carolina-KACINAS, Mindaugas.  
Attendance:  
Exhibition Contest

Score by periods	1st	2nd	Total
USCA	27	45	72
USCA	20	25	21
SC	42	17	8
South Carolina	44	40	84

Last FG - USCA 2nd-00:42, SC 2nd-00:23.  
Largest lead - USCA by 2 1st-15:03, SC by 21 2nd-18:01.  
Score tied - 3 times.  
Lead changed - 4 times.

**GAME 1**

Official Basketball Box Score - Game Totals - Final Statistics  
**Longwood vs South Carolina**  
11/09/13 1 p.m. ET at Columbia, S.C. (Colonial Life Arena)

**Longwood 44 • 0-1**

#	Player	Total	3-Ptr			Rebounds			PF	TP	A	TO	Bk	Stl	Min
			FG-FGA	FG-FGA	FT-FTA	Off	Def	Total							
20	ZIEGLER, Karl	f	0-6	0-0	5-6	3	4	7	2	5	0	3	0	2	22
24	GETER, Damarion	f	0-0	0-0	0-0	0	3	3	2	0	1	0	0	0	21
44	HAVENSTEIN, Jeff	f	0-1	0-0	0-0	1	1	2	2	0	0	1	0	0	21
12	CAREY, Tristan	g	2-10	2-10	0-1	0	3	3	2	12	0	1	0	0	32
5	WOCHOUSHE, Lucas	g	2-3	1-4	4-5	0	4	4	1	9	4	2	0	0	33
01	FISHER, Leron	g	1-6	1-4	2-6	0	1	1	3	5	2	0	0	2	26
01	ALLER, Darrion	g	0-1	0-0	0-0	0	3	0	0	0	1	0	0	0	7
05	BELTON, Isaac	g	1-7	0-3	3-4	1	0	1	2	5	0	1	0	3	13
22	DUBLIN, Jeylami	g	4-5	0-0	0-0	3	0	2	8	0	0	0	0	0	24
30	AKERS, Tyler	g	0-0	0-0	0-0	0	0	0	0	0	0	0	0	0	1
	Team					1	2	3							
	Totals		13-57	4-22	14-22	9	18	27	19	44	7	13	0	9	200

FG % 1st Half: 6-29 20.7% 2nd half: 7-28 25.0% Game: 13-57 22.8% Deadball Rebounds 6  
3FG % 1st Half: 1-11 9.1% 2nd half: 3-11 27.3% Game: 4-22 18.2%  
FT % 1st Half: 2-3 66.7% 2nd half: 12-19 63.2% Game: 14-22 63.6%

**South Carolina 82 • 1-0**

#	Player	Total	3-Ptr			Rebounds			PF	TP	A	TO	Bk	Stl	Min
			FG-FGA	FG-FGA	FT-FTA	Off	Def	Total							
21	HENRY, Demetrius	f	1-5	0-0	2-2	2	4	6	2	4	1	0	0	0	31
25	KACINAS, Mindaugas	f	0-0	0-0	0-0	5	9	14	2	8	0	3	2	0	29
00	THORNWELL, Sindarius	g	4-10	0-3	6-7	1	3	4	3	14	3	2	2	1	26
04	JOHNSON, Tyrone	g	6-9	0-1	6-7	0	2	2	18	2	4	1	1	24	
10	NOTICE, Duane	g	3-6	2-3	0-0	1	4	5	8	4	3	0	0	1	22
01	WILLIAMS, Brenton	g	5-11	2-7	2-2	0	4	0	14	1	0	0	0	0	19
06	SHAW, Jaylen	g	0-1	0-1	2-2	0	0	0	1	2	1	1	0	0	3
14	CHATKEVICIUS, L.	f	1-1	0-0	1-3	0	4	0	2	0	0	1	0	0	8
15	THEUS JR., Reggie	g	0-0	0-0	0-0	0	0	0	0	0	0	1	0	0	2
20	MCKIE, Justin	g	0-1	0-0	0-0	0	0	0	0	0					

**GAME 3 - CLEMSON 71, SOUTH CAROLINA 57**  
**NOV. 17, 2013/LITTLEJOHN COLISEUM/CLEMSON, S.C.**

**CLEMSON, S.C.** - After valiantly fighting back to within one point midway through the second half, South Carolina (1-2) was unable to sustain its comeback bid on the road, falling to Clemson (3-0) 71-57 at Littlejohn Coliseum. Gamecock sophomore forward Mindaugas Kacinas recorded his first double-double of the season with 13 points and 12 rebounds, while Tiger junior forward K.J. McDaniels led all scorers 21 points and grabbing 10 rebounds.

The teams traded made baskets through the first media timeout of the opening half, before back-to-back 3s from Clemson's Adonis Filer and Jordan Roper pushed the Tiger lead to 17-9 at the 12-minute mark.

Laimonas Chatkevicius responded out of the media timeout with a dunk courtesy of an assist from freshman guard Duane Notice, but the Tigers put together a 7-4 run to lead by 11 at 24:13 with 8:54 remaining in the half.

South Carolina suffered a near seven-minute scoring drought through the middle portion of the first half until a 3 from Sindarius Thornwell at the 3:42 mark halted the stretch. Thornwell added a floater on the next possession and another layup with 30 seconds remaining in the half to fuel a 13-9 Gamecock run over the final 3:42 to put the score at 35-26 Clemson at the break.

Clemson scored its last nine points of the first half at the foul line, hitting 9-of-10 attempts during the final 2:51 of the half.

South Carolina hit 33.3 percent (12-36) of its attempts from the floor during the opening half, with the Gamecocks having just three free throw attempts. The Tigers hit 10-of-24 attempts (41.7 percent) and 12-of-14 attempts from the free throw line.

A dunk and jumper from Demetrius Henry sparked an 8-5 Gamecock run out of the break, but Henry was called for his third foul of the second half at the first media timeout, with Carolina trailing the Tigers by six at 40-34 as 15:16 remained on the clock.

Michael Carrera connected for a dunk out of the break, and Tyrone Johnson added a tally from the foul line, as the Gamecocks continued to battle back from a 13-point deficit to trail by just three at 40-37 with 14:21 to play.

The Gamecocks pulled within one at 40-39 following a continuation call on a floater from Carrera in the lane, but the Tigers responded with a 10-1 run over the next three minutes forcing a Gamecock timeout with 10:02 to play, and a 50-40 Clemson advantage.

The Tigers increased their lead to 54-43 at the under-eight minute media timeout and the score stood at 61-49 Clemson following two free throws from Desmond Ringer with 5:37 on the clock.

The Clemson lead climbed to 14 at 63-49, before a 3-point play from Kacinas pulled Carolina within nine at 63-52 and 4:10 on the clock. The Tigers scored five straight from that point to push the lead back to 16.

Clemson's run in the second half was aided by its shooting from the free throw line, hitting nine of its second-half free throws after the Gamecocks closed to within one. The Tigers were 12-12 from the line in the second half and 24-26 (92.3 percent) for the game. On the defensive end, they totaled 12 blocks on the day, with seven coming from McDaniels.

**GAME 4 - SOUTH CAROLINA 84, FIU 72**  
**NOV. 24, 2013/COLONIAL LIFE ARENA**

**COLUMBIA, S.C.** - Trailing at the half, South Carolina (2-2) put on the defensive clamps in the second half as they defeated FIU (6-3), 84-72, at Colonial Life Arena this afternoon as four Gamecocks scored in double figures for the second time this season.

Junior Tyrone Johnson matched his season high with 18 points and recorded seven assists, while freshmen Jaylen Shaw and Demetrius Henry had career days with 16 and 14 points, respectively. Shaw went 4-7 from 3-point range. Senior guard Brenton Williams also chipped in 16 points as well.

After forward Rakeem Buckles hit a 3-pointer in the opening minute from the right side to give FIU a 3-1 lead, the Gamecocks answered with six points over the next two minutes to take a four point lead and force the Panthers to call a timeout. FIU guard Jason Boswell cut the deficit to one though with a 3 out of the timeout.

After a long jumper from Buckles gave FIU an 11-9 lead at the 13:56 mark, Shaw responded with back-to-back 3-pointers to give Carolina a 15-11 advantage.

The Panthers though scored six points over a one-minute span to knot it up at 17-17, but Johnson hit a 3 for Carolina just before the under-12 media timeout to give the Gamecocks a 20-17 lead.

After a 3 from Williams for the Gamecocks out of a 30-second timeout at the 10:11 mark, the Panthers went on an 8-0 run in less than two minutes to take a 27-23 lead.

Carolina was able to equalize at 31-31 with 4:39 remaining in the half after Johnson split the defense and hit a floater with seconds left on the shot clock after pulling the ball back out with under 10 on the clock.

The Gamecocks grabbed a 34-33 lead with 3:10 left after Williams found Shaw in the right corner for his third 3-pointer of the half. Johnson then found sophomore forward Michael Carrera in the same spot minutes later to give the Gamecocks a four-point advantage with under two minutes in the half.

FIU was able to take a one-point lead with 27 seconds left, before Tymell Murphy went the length of the court in the final seconds and laid it in at the buzzer to give the Panthers a 42-39 lead at the break. The Panther guard recorded 13 of his game-high 22 points in the first half.

Both teams shot well throughout the half, going above their season averages in the opening half with South Carolina shooting 16-31 (51.6 percent) from the floor, while FIU shot 14-25 (56 percent) from the field and hit 11-13 (84.6 percent) from the free throw line.

With the two teams trading points throughout the early going in the second half that saw three lead changes, a pair of free throws by sophomore forward Mindaugas Kacinas tied the game up at 51-51 at the 15-minute mark. Following a missed jumper from Murphy, freshman guard Sindarius Thornwell opened an open Shaw on the right side for his fourth 3 of the game, forcing FIU to call a timeout.

Out of the timeout, Williams stole the ball from Mavin Dennis before finding Shaw for a lay-in at the other end to give the Gamecocks a 56-51 lead with 12:03 remaining. The bucket capped a 9-2 run for Carolina.

After a lay-up by Dennis cut South Carolina's lead to three, Williams hit his second 3-pointer of the game to extend the lead to six. The Panthers answered back though with a pair of 3s over the next two minutes from Dominique Williams and Murphy to cut the Gamecocks lead to 65-61 with 8:24 remaining.

Thornwell ended a three-minute drought with a jumper at the 5:24 mark, which extended South Carolina's lead to six after both teams turned up the defensive pressure. With just under four minutes remaining, Williams turned Murphy over in the backcourt and took it in for a one-handed push to the lead to 69-61.

After Marco Porcher Jimenez cut South Carolina's lead to four with under two minutes to play, Johnson scored five points over the next minute, going 5-6 from free throw line to push the lead to nine.

The Gamecocks hit eight free throws over the final minute and Thornwell added a dunk with seconds remaining to give South Carolina the 84-72 win. The 84 points was the most scored this season by the Gamecocks.

South Carolina held FIU to just 20.0 (27.3 percent) from the field in the second half after the Panthers shot over 55 percent during the first 20 minutes. The Gamecocks shot 30-59 (50.8 percent) from the field for the game, and hit a season-high 8-19 (42.1 percent) from the beyond on arc.

Along with Henry, Johnson, Shaw and Williams who were in double figures, Kacinas recorded nine points and nine rebounds.

**GAME 5 - NO. 9/11 OK. STATE 79, S. CAROLINA 52**  
**DEC. 6, 2013/GALLAGHER-IBA ARENA/STILLWATER, OK.**

**STILLWATER, Okla.** - Unable to solve the hot shooting and defensive pressure of No. 9 Oklahoma State (8-1) in the first half, South Carolina (2-3) fell tonight, 79-52, at Gallagher-Iba Arena.

The Gamecocks were led by a strong performance in the second half from freshman guard Jaylen Shaw, who posted 13 points, going 4-5 from the field went 3-4 from 3-point range. Junior Tyrone Johnson chipped in 12 points as well. The combined 25 points though was not enough as the Cowboys' starters, led by Le'Bryan Nash, who had a game-high 16 points, combined for 60 points as all five were in double figures.

Forward Demetrius Henry opened up the game by giving the Gamecocks an early 2-0. Oklahoma State though clamped down on defense after the early bucket holding South Carolina to only one point over the next five-plus minutes as the Cowboys when on a 16-1 run led by the guards Marcus Smart and Markel Brown.

Duane Notice ended the run with a lay-up to make it 16-5 just before the under-12 media timeout. Out of the timeout though, Cowboy center Michael Cobbins had a put-back dunk off of a missed 3-pointer and Oklahoma State's run was back on.

The Cowboys pushed their lead to 27-5 before Johnson hit a 3 with 7:30 remaining in the half. Back-to-back 3-pointers from Smart and Phil Forte minutes later through increased the home team's lead to 35-9.

The Gamecocks held OSU to 1-7 from the field during the final minutes of the half as the Cowboys took a 39-15 lead into the break as the scoring trio of Smart, Brown and Nash combined for 29 points.

Oklahoma State took advantage of 13 South Carolina turnovers, scoring 21 points off of them as the team hit 13-26 (50 percent) from the field and were 10-14 (71.4 percent) from the line. The Gamecocks went 4-20 (20 percent) from the field.

Despite the halftime deficit, the Gamecocks continued to battle over the second half. Shaw kick-started a spurt midway through the half as he connected on a 3-pointer and followed that up with a dunk 30 seconds later to cut the lead to 50-28. Johnson followed that up with a lay-in and pair of free throws before Oklahoma State's Brian Williams responded.

With under nine minutes remaining in the game, Shaw was back it from beyond the arc as he hit his second and third 3's of the game just minutes apart, with the second making it 70-44 game.

Throughout the final 20 minutes, Oklahoma State outscored South Carolina by three as the Gamecocks found a better rhythm, shooting 12-25 (48 percent) in the second half after going 4-20 (20 percent) in the opening half. The Cowboys though scored 14 points from the free throw line as they maintained their lead.

Guard Bruce Ellington rejoined the team this week after competing with the football team throughout the season. He saw his first game action, playing 17 minutes.

**GAME 3**



Official Basketball Box Score - Game Totals - Final Statistics  
**South Carolina vs Clemson**  
 11/17/13 5:00 PM at Clemson, S.C. (Littlejohn Coliseum)

**South Carolina 57 • 1-2**

##	Player	Total	3-Ptr	Rebounds			PF	TP	A	TO	Bk	Stl	Min	
				FG-FGA	FG-FGA	FT-FTA								Off
21	HENRY, Demetrius	f	4-9	0-0	1-4	3	2	5	9	0	1	1	0	22
25	KACINAS, Mindaugas	f	6-11	0-0	1-2	7	5	12	4	13	0	2	0	31
00	THORNWELL, Sindarius	g	3-5	1-1	3-3	1	3	4	1	10	0	1	0	31
04	JOHNSON, Tyrone	g	2-11	0-2	1-2	1	2	3	2	5	2	2	0	32
10	NOTICE, Duane	g	1-7	0-2	0-0	2	1	3	2	2	4	0	0	20
01	WILLIAMS, Brenton	g	0-5	0-2	0-0	0	2	2	0	1	0	0	0	19
05	SHAW, Jaylen	g	0-0	0-0	0-0	0	0	0	0	1	0	0	0	1
14	CHATKEVICIUS, L.	g	2-3	0-0	0-0	2	2	3	4	0	1	1	0	10
15	THEUS JR., Reggie	g	0-1	0-0	0-0	0	1	1	0	0	0	0	0	1
20	MCKIE, Justin	g	0-1	0-1	1-2	1	0	1	0	1	0	0	0	1
24	CARRERA, Michael	g	4-9	0-2	1-3	1	1	2	1	9	0	1	0	21
32	RINGER, Desmond	g	1-3	0-0	2-2	0	1	1	3	4	1	0	0	10
35	STEELE, Brian	g	0-0	0-0	0-0	0	0	0	0	0	0	0	0	1
Team					3	2	5			1				
Totals			23-65	1-10	10-18	12	20	41	21	57	7	13	2	6

FG % 1st Half: 12-36 33.3% 2nd half: 11-29 37.9% Game: 23-65 35.4%  
 3FG % 1st Half: 1-5 20.0% 2nd half: 0-5 0.0% Game: 1-10 10.0%  
 FT % 1st Half: 1-3 33.3% 2nd half: 9-15 60.0% Game: 10-18 55.6%

**Clemson 71 • 3-0**

##	Player	Total	3-Ptr	Rebounds			PF	TP	A	TO	Bk	Stl	Min	
				FG-FGA	FG-FGA	FT-FTA								Off
05	BLOSSOMGAME, Jaron	f	0-1	0-0	0-0	1	1	2	1	0	1	1	2	0
02	McDANIELS, K.J.	f	7-12	1-2	6-6	2	8	10	2	21	1	3	7	26
35	NOKO, Lamyarc	c	1-2	0-0	0-0	3	1	4	2	0	1	1	1	32
12	HALL, Rod	g	3-7	0-1	8-9	0	3	3	2	14	4	1	1	14
01	HARRISON, Damarcus	g	0-4	0-2	0-0	0	2	2	0	3	1	0	0	13
01	AJUKWA, Austin	g	0-0	0-0	0-0	0	0	0	1	0	0	1	0	0
03	FILER, Adonis	g	3-3	2-2	0-0	0	0	2	8	0	3	0	1	9
20	ROPER, Jordan	g	3-8	1-3	8-8	0	5	5	1	15	4	0	1	30
33	SMITH, Josh	g	1-3	0-0	1-2	0	1	1	3	3	0	1	0	17
42	DJAMBO, Ibrahim	g	3-7	1-4	1-1	0	1	1	2	8	1	0	1	20
50	DJITTE, Sidy	g	0-1	0-0	0-0	1	3	4	2	0	0	0	0	9
Team					0	1	1							
Totals			21-48	5-14	24-26	7	26	33	20	71	14	12	8	20

FG % 1st Half: 10-24 41.7% 2nd half: 11-24 45.8% Game: 21-48 43.8%  
 3FG % 1st Half: 3-6 50.0% 2nd half: 2-8 25.0% Game: 5-14 35.7%  
 FT % 1st Half: 12-14 85.7% 2nd half: 12-12 100.0% Game: 24-26 92.3%

Officials: Bryan Kersey, Mike Eades, Joe Lindsay  
 Technical fouls: South Carolina-None. Clemson-None.  
 Attendance: 7283

Score by periods	1st	2nd	Total
South Carolina	26	31	57
Clemson	35	36	71

**GAME 4**



Official Basketball Box Score - Game Totals - Final Statistics  
**FIU vs South Carolina**  
 11/24/13 1 p.m. at Columbia, S.C. (Colonial Life Arena)

**FIU 72 • 6-3**

##	Player	Total	3-Ptr	Rebounds			PF	TP	A	TO	Bk	Stl	Min	
				FG-FGA	FG-FGA	FT-FTA								Off
03	FRINK, Jerome	f	2-4	0-0	4-4	0	3	3	3	8	1	5	2	1
15	MURPHY, Tymell	f	9-13	1-2	3-4	1	4	5	4	22	5	2	0	39
21	BUCKLES, Rakeem	f	2-9	1-4	6-6	2	6	8	2	11	0	5	1	33
01	BOSWELL, Jason	g	1-3	1-2	0-0	0	1	1	3	1	1	0	2	22
22	MAVIN, Dennis	g	4-9	0-1	2-4	1	2	3	10	3	3	0	1	33
12	WILLIAMS, Dominique	g	1-4	1-2	0-0	1	0	1	2	3	2	0	0	18
32	PORCHER JIMENEZ, M.	g	5-8	2-5	3-3	0	2	2	3	15	1	0	0	23
Team					2	2	4							
Totals			24-50	6-16	18-21	7	20	27	18	72	13	16	3	9

FG % 1st Half: 14-25 56.0% 2nd half: 10-25 40.0% Game: 24-50 48.0%  
 3FG % 1st Half: 3-5 60.0% 2nd half: 3-11 27.3% Game: 6-16 37.5%  
 FT % 1st Half: 11-13 84.6% 2nd half: 7-8 87.5% Game: 19-21 90.5%

**South Carolina 84 • 2-2**

##	Player	Total	3-Ptr	Rebounds			PF	TP	A	TO	Bk	Stl	Min	
				FG-FGA	FG-FGA	FT-FTA								Off
21	HENRY, Demetrius	f	7-10	0-0	0-0	3	3	6	3	14	0	0	1	31
24	CARRERA, Michael	f	1-6	1-4	0-1	1	4	5	0	3	0	2	2	22
25	KACINAS, Mindaugas	f	3-5	0-0	3-4	4	5	9	2	0	3	0	0	35
00	THORNWELL, Sindarius	g	4-10	1-1	0-2	1	2	3	3	8	4	1	1	26
04	JOHNSON, Tyrone	g	5-10	1-2	7-8	0	0	0	1	18	7	1	0	37
01	WILLIAMS, Brenton	g	4-8	2-5	6-6	1	1	2	2	16	2	2	0	18
05	SHAW, Jaylen	g	6-10	4-7	0-0	0	2	2	16	5	2	0	0	26
10	NOTICE, Duane	g	0-0	0-0	0-0	0	0	0	0	1	0	0	0	1
32	RINGER, Desmond	g	0-0	0-0	0-0	1	0	1	2	0				

## GAME 6 - MANHATTAN 86, SOUTH CAROLINA 68 DEC. 17, 2013/COLONIAL LIFE ARENA

COLUMBIA, S.C. - South Carolina was unable to overcome the timely shooting and 34 made free throws from Manhattan tonight as the Gamecocks fell 86-68 to the Jaspers at Colonial Life Arena.

Manhattan's George Beamon scored 26 points on night, while fellow senior Michael Alvarado added 20 points, hitting 10-11 from the free throw line. Freshman guard Sindarius Thornwell led the Gamecocks with 17 points and five rebounds as junior Tyrone Johnson added 12 points.

South Carolina (2-4) opened up the game quick as senior guard Bruce Ellington scored five points in a 20-second span after the Jaspers scored the opening basket. Johnson followed that with lay-in and added a free throw to give the Gamecocks an early 8-2 advantage.

From that point on, Manhattan (8-2) raced out to a 10-2 run to reclaim the lead less than three minutes into the game. Carolina was able to tie it up at 18-18 after a Johnson hit a 16-footer as the shot clock expired. After a quick Jasper turnover, Johnson drove through the lane and added a lay-up after a taking a hard foul. The junior hit one of two ensuing free throws to give the Gamecocks a three-point lead.

Beamon responded for the Jaspers, knocking down a 3-pointer on their next possession to tie-up the game at 21-21 with just over 10 minutes remaining in the half.

Tied at 28-28 with 7:01 remaining in the half, Manhattan went on an 8-0 run, going 8-8 from the free throw line. Senior guard Brenton Williams then found freshman Demetrius Henry on the back door for a dunk to end the drought, but Shane Richards answered with a 3-pointer on the Jaspers' next trip.

Manhattan took a 45-34 lead into the half, due in part to going 18-19 (94.7 percent) from the free throw line, outscoring South Carolina by nine from the line.

After only scoring four of his 17 points in the first half, Thornwell asserted himself in the second half, trying to bring the Gamecocks back, but the Jaspers had an answer each time.

Thornwell cut the deficit to five with a pair from the line at 15:32. The Jaspers responded though with five quick points on a 3-pointer from Alvarado and a pair of free throws from Emmy Andujar.

With under 13 minutes to play, Thornwell squared up and hit an open 3. Alvarado responded though with a two free throws to push Manhattan's lead back to 10.

At the 11:31 mark, Mindaugas Kacinas found Michael Carrera sitting underneath for a lay-in as he was fouled. The sophomore converted the three-point play, but again the Manhattan answered from the line. Beamon followed that up with his second 3-pointer of the night to give the Jaspers a 63-53 lead.

Manhattan maintained its lead throughout the remainder of game to end the night with their seventh road win of the season, 86-68. As a team, Manhattan shot a 44-39 (87.2 percent) from the free throw line as the Gamecocks hit 22-52 (42.3 percent) from the field and went 22-38 (57.9 percent) from the line.

## GAME 7 - USC UPSTATE 74, SOUTH CAROLINA 68 DEC. 19, 2013/COLONIAL LIFE ARENA

COLUMBIA, S.C. - Holding a three-point lead at the half, South Carolina was unable to keep up with USC Upstate's shooting from the field in the second half (48.1 percent) as the Gamecocks fell 74-68 today at Colonial Life Arena.

Freshman Sindarius Thornwell led South Carolina with 19 points and seven rebounds, and junior Tyrone Johnson chipped in 11 points, but the Spartan offense was keyed by Ricardo Glenn who had a season-high 22 points and 14 rebounds to go along with three others who scored in double figures for USC Upstate.

The Gamecocks (2-5) grabbed an early 4-0 lead after senior guard Bruce Ellington found Johnson cutting to the basket, but the Spartans (6-5) quickly tied the game up, scoring on consecutive possessions before senior forward Torrey Craig the road team a one-point advantage from the line.

Carolina responded with a 10-1 run ignited by back-to-back 3's from Thornwell and Duane Notice in less than three minutes. Sophomore forward Liamonas Chatkevicius capped off the run by tipping in a missed attempt from 3 from Brenton Williams.

After a lay-up from Glenn cut the Gamecocks advantage to 24-14 with seven minutes remaining, Williams pushed the lead back 13 with his first 3-pointer of the game. Less than a minute later, Notice turned over Jodd Maxey and quickly found Williams open on the break on the right side for another 3 to extend the run to 8-2 and push the lead to 32-16.

Fueled by six-straight made field goals to the end the half, that included three 3's over the final four-plus minutes, USC Upstate cut the Gamecock lead to 37-33 at the break. The Spartans outscored Carolina 17-4 to close the half as the Gamecocks shot 2-9 over the final four-plus minutes.

Out of the break, Ellington scored his first points of the game on a 3-pointer to push the home side's lead to seven.

With 14 minutes to play on a fast break, the Spartans looked to cut the Gamecocks advantage to one, but Desmond Ringer tracked back and blocked the lay-up attempt. The rebound was passed ahead to Williams who cut into the lane and found Mindaugas Kacinas under the basket to give them a 45-40 lead.

With under 12 minutes remaining, Williams lost the handle on the ball during a drive into the lane that led to Ty Greene finding Fred Miller on the break for two of his 10 points to cut the Gamecocks lead to 45-44. The Spartans grabbed their first lead since the early going as Miller found ShunQuez Stephens cutting to the basket on the next possession.

Up by one at 52-51 with just over seven minutes to play, Carolina saw the Spartans hit a 10-2 run which Craig capped by dunking a missed 3-point attempt from Greene to push the road team's lead to seven.

Ellington began to push the tempo, hitting a jumper at the opposite end before driving to the basket on the next possession after a steal from Kacinas. The senior's lay-up was off the mark, but Demetrius Henry was there to clean up the miss on a dunk to bring to the Gamecocks within three at 61-58 with less than four minutes remaining.

After a Glenn hit one of two from the line as Henry picked up his fifth foul of the game, Carolina pulled within two as Johnson found Ellington at the top of the key for his second 3-pointer of the day. The Spartans though quickly responded Glenn found Greene in the corner for three of his 10 points.

Down three, Johnson drove to the basket and forced a foul on the Spartans, but the ball wouldn't drop for the junior. He converted on the pair, but Miller converted on a three-point play on the other end to extend the Spartans' lead to 69-65 with 37 seconds. Thornwell missed a 3-point attempt on the Gamecocks following possession.

After shooting 11-29 (37.9 percent) in the first half, the Spartans shot 13-27 (48.1 percent) compared to the Gamecocks second half percentage of 27.8 percent (10-36). South Carolina finished the night shooting 23-69 (33.3 percent) from the field while USC Upstate hit 24-56 (42.9 percent).

## GAME 6



### Official Basketball Box Score - Game Totals - Final Statistics Manhattan vs South Carolina 12/17/13 7 p.m. ET at Columbia, S.C. (Colonial Life Arena)

#### Manhattan 86 • 8-2

##	Player	Total			3-Ptr			Rebounds			PF	TP	A	TO	Blk	Stl	Min
		FG	FGA	FT	FTA	FG	FGA	FT	FTA	Off							
24	Beamon, George	f	8-13	3-4	7-7	2	3	5	2	26	1	0	0	0	4	29	
05	Brown, Rhameil	f	2-4	0-0	1-2	1	4	5	4	5	1	0	0	0	4	16	
12	Stores, Rashawn	g	4-2	0-2	2-2	0	2	2	4	2	1	0	0	1	16		
23	Williams, Rich	g	4-4	0-0	1-1	1	1	2	4	9	0	2	0	0	7		
11	Alvarado, Michael	g	4-8	2-2	10-11	1	2	3	20	6	2	0	1	0	30		
00	Richards, Shane	g	1-5	1-5	0-0	0	2	2	2	3	0	2	0	0	14		
02	Wilson, Tyler	g	1-2	0-0	0-0	1	1	4	2	1	1	0	0	0	11		
13	Andujar, Emmy	g	1-5	0-0	2-2	2	3	5	2	4	3	5	1	2	26		
30	Pankey, Ashton	g	2-6	0-0	5-8	3	2	5	9	0	1	4	0	0	24		
32	Allen, Carlton	g	0-0	0-0	0-0	0	0	0	0	0	0	0	0	1	2		
33	Kates, Donovan	g	0-0	0-0	6-6	0	1	1	6	1	3	0	0	0	25		
	Team				1	1	2										
Totals			23-49	6-13	34-39	12	21	33	30	86	13	16	9	11	200		

FG % 1st Half:	12-28	42.9%	2nd half:	11-21	52.4%	Game:	23-49	46.9%	Deadball Rebounds	7.2
3FG % 1st Half:	3-8	37.5%	2nd half:	3-5	60.0%	Game:	6-13	46.2%		
FT % 1st Half:	18-19	94.7%	2nd half:	16-20	80.0%	Game:	34-39	87.2%		

#### South Carolina 68 • 2-4

##	Player	Total			3-Ptr			Rebounds			PF	TP	A	TO	Blk	Stl	Min
		FG	FGA	FT	FTA	FG	FGA	FT	FTA	Off							
21	HENRY, Demetrius	f	2-6	0-0	0-2	1	1	2	4	4	0	1	0	0	19		
25	KACINAS, Mindaugas	f	3-4	0-0	1-4	1	4	5	7	2	1	1	1	24			
00	THORNWELL, Sindarius	g	3-9	1-2	10-13	2	3	5	0	17	3	1	1	36			
04	JOHNSON, Tyrone	g	3-8	0-0	6-11	1	2	12	12	3	3	0	0	27			
23	ELLINGTON, Bruce	g	3-6	1-4	0-0	1	1	3	7	2	3	0	0	23			
01	WILLIAMS, Brenton	g	0-1	0-1	0-0	0	0	1	0	1	1	0	0	6			
05	SHAW, Jaylen	g	0-2	0-0	0-0	0	1	1	0	2	2	0	0	15			
10	NOTICE, Duane	g	0-0	0-0	0-0	0	0	1	0	1	3	0	0	7			
14	CHATKEVICIUS, L.	g	3-6	0-0	1-2	1	3	4	7	0	0	0	0	16			
15	THEUS JR., Reggie	g	0-0	0-0	0-0	0	0	0	0	0	0	0	0	2			
20	MCKIE, Justin	g	0-0	0-0	0-0	0	0	0	0	0	0	0	0	4			
24	CARRERA, Michael	g	3-8	0-0	4-4	3	1	4	10	1	0	0	0	14			
32	RINGER, Desmond	g	2-2	0-0	0-2	0	0	0	0	4	0	0	0	5			
35	STEELE, Brian	g	0-0	0-0	0-0	0	0	0	0	0	0	0	0	2			
	Team				2	1	3										
Totals			22-52	2-7	22-28	12	15	27	23	68	15	16	3	200			

FG % 1st Half:	12-26	46.2%	2nd half:	10-26	38.5%	Game:	22-52	42.3%	Deadball Rebounds	11.2
3FG % 1st Half:	1-3	33.3%	2nd half:	1-4	25.0%	Game:	2-7	28.6%		
FT % 1st Half:	9-19	47.4%	2nd half:	13-19	68.4%	Game:	22-38	57.9%		

Officials: Doug Shows, Anthony Jordan, Michael Stephens  
Technical fouls: Manhattan-None. South Carolina-None.  
Attendance: 7573

Score by periods	1st	2nd	Total
Manhattan	45	41	86
South Carolina	34	34	68

Last FG - MAN 2nd-00:18, SC 2nd-01:00.  
Largest lead - MAN by 18 2nd-01:21, SC by 6 1st-18:31.

Score tied - 6 times.  
Lead changed - 6 times.

## GAME 7



### Official Basketball Box Score - Game Totals - Final Statistics USC Upstate vs South Carolina 12/19/13 4 p.m. ET at Columbia, S.C. (Colonial Life Arena)

#### USC Upstate 74 • 6-5

##	Player	Total			3-Ptr			Rebounds			PF	TP	A	TO	Blk	Stl	Min
		FG	FGA	FT	FTA	FG	FGA	FT	FTA	Off							
05	GREENE, Ty	*	3-12	2-10	2-2	0	3	3	2	10	1	0	0	2	32		
10	GLENN, Ricardo	*	8-12	0-0	5-10	4	10	14	2	21	5	1	2	0	32		
23	CRAIG, Torrey	*	3-12	1-6	6-10	4	2	6	3	13	2	4	1	1	30		
24	MAXEY, Jodd	*	1-4	0-0	2-4	1	6	7	1	4	1	4	0	1	22		
03	BLESSING, Mario	*	0-2	0-1	0-0	1	0	1	4	0	3	2	0	0	21		
03	MALUENYEGA, Karim	*	2-4	2-3	1-2	0	2	0	7	2	1	0	0	17			
15	STEPHENS, ShunQuez	*	2-2	0-0	2-3	0	4	2	6	1	1	1	1	10			
32	MILLER, Fred	*	4-5	1-1	1-2	0	2	0	10	2	1	0	3	23			
34	OLUMUYIWA, Babatund	*	0-0	0-0	0-0	0	1	1	0	0	0	1	0	5			
34	BUCHANAN, Michael	*	1-3	0-0	1-3	0	2	2	2	3	0	0	0	8			
	Team				1	2	3										
Totals			24-56	6-21	20-35	13	32	45	17	74	17	14	5	8	200		

FG % 1st Half:	11-29	37.9%	2nd half:	13-27	48.1%	Game:	24-56	42.9%	Deadball Rebounds	6
3FG % 1st Half:	3-13	23.1%	2nd half:	3-8	37.5%	Game:	6-21	28.6%		
FT % 1st Half:	8-13	61.5%	2nd half:	12-22	54.5%	Game:	20-35	57.1%		

#### South Carolina 68 • 2-5

##	Player	Total			3-Ptr			Rebounds			PF	TP	A	TO	Blk	Stl	Min
		FG	FGA	FT	FTA	FG	FGA	FT	FTA	Off							
00	THORNWELL, Sindarius	*	6-18	3-10	4-6	2	5	7	4	19	3	5	0	1	29		
04	JOHNSON, Tyrone	*	2-6	0-1	7-8	1	3	4	1	11	3	2	0	1	27		
21	HENRY, Demetrius	*	2-7	0-0	0-2	4	3	7	5	4	0	1	1	16			
23	ELLINGTON, Bruce	*	3-13	2-8	0-0	0	2	3	8	2	0	1	2	29			
25	KACINAS, Mindaugas	*	2-5	0-1	1-2	3	6	9	2	5	1	2	1	36			
01	WILLIAMS, Brenton	*	3-9	2-8	0-0	0	2	0	8	2	2	0	1	20			
05	SHAW, Jaylen	*	0-0	0-0	0-0	0	0	0	0	0	0	0	0	0			
10	NOTICE, Duane	*	1-2	1-1	2-2	0	0	0	1	5	3	0	0	14			
14	CHATKEVICIUS, L.	*	3-6	0-0	0-0	2	4	6	0	0	0	0	0	12			
32	RINGER, Desmond	*	1-3	0-0	0-0	1	1	2	4	2	0	1	2	10			
	Team				4	2	6										

**GAME 9 - BOISE STATE 80, SOUTH CAROLINA 54**  
**DEC. 23, 2013/STAN SHERIFF CENTER/HONOLULU, HI.**  
**HAWAIIAN AIRLINES DIAMOND HEAD CLASSIC**

HONOLULU, Hawaii - South Carolina (3-6) suffered an 80-54 loss to Boise State (10-2) in the semifinals of the Hawaiian Airlines Diamond Head Classic on Monday. The Gamecocks will face Akron on Wednesday, Dec. 25, in the third-place game at 6:30 p.m. ET on ESPN2.

Senior guard Brenton Williams led Carolina with 14 points in the game, and freshman guard Duane Notice added 13. The Gamecocks recorded just six assists and 18 turnovers on the night, hitting 37.3 percent (19-51) from the field, compared to the 53.7 percent (29-54) from the Broncos. Junior guard Anthony Drmic paced Boise State with a game high 30 points and three steals.

The veteran Broncos jumped out to an early 9-4 lead behind seven points from Drmic. The Broncos extended their lead to as many as nine in the early going before a 3 from Williams and lay-in from Notice brought the score to 15-9 Broncos with 12:50 remaining in the first half.

South Carolina started just 4-of-12 from the floor to open the contest and both teams struggled near the eight-minute mark to find the basket with Boise State holding a 22-15 advantage.

A 3 from Boise State's Thomas Bropleh was answered with a 3 from Williams with 5:03 on the clock in the first half to bring the score to 29-21 Broncos.

Junior guard Tyrone Johnson completed a 3-point play from the line after a Broncos foul with just under three minutes remaining in the half, but the Gamecocks would add just two more points before the break. Boise State's Nick Duncan hit a 3 with 40 seconds remaining and Bropleh connected on a lay-in just before the halftime buzzer for a 43-28 Broncos lead at the half.

South Carolina shot just 38 percent (10-26) in the opening stanza, compared to 53.6 percent (15-28) from Boise State. Williams recorded 10 points to pace the Gamecocks and Drmic scored 21 for Boise State in the half. The Broncos also scored 12 points off of 11 Gamecock turnovers in the set.

Notice scored five points early in the second half, but Boise State's Ryan Watkins connected for a pair of lay-ups and Drmic a free throw to put the Broncos lead at 48-33 with 16:41 to play.

A lay-in from Williams broke a four-minute scoreless streak for Carolina at the 13:46 mark. Boise State answered with lay-ups on consecutive possessions from Drmic and Bropleh and the Gamecocks trailed 56-35 with just over 12 minutes to play.

South Carolina continued to struggle from the floor. Jeff Elorriaga hit 3s on consecutive Broncos possessions, before sophomore forward Brian Steele hit his first basket of the contest, a 3, with 8:08 showing on the clock to put the score at 67-40 Boise State.

The Gamecocks battled the remainder of the half, but Boise State's lead was too much and the Broncos closed the 80-54 victory.

**GAME 10 - SOUTH CAROLINA 69, AKRON 59**  
**DEC. 25, 2013/STAN SHERIFF CENTER/HONOLULU, HI.**  
**HAWAIIAN AIRLINES DIAMOND HEAD CLASSIC**

HONOLULU, Hawaii - South Carolina trailed by as many as nine in the first half, but the Gamecocks (4-6) out-scored Akron 44-28 in the second half to defeat the Zips (6-4) 69-59 to take third place at the Hawaiian Airlines Diamond Head Classic on Christmas Day in Honolulu. Five Gamecocks scored in double-figures, led by freshman guard Duane Notice with a season high 15 points.

"I was proud of our guys," South Carolina head coach Frank Martin said. "I thought we played real hard against Saint Mary's and didn't play very good against Boise, they had a lot to do with that, but proud of our young team that we didn't dwell on that negative moment and really came out today and battled."

"Today we tried to stick to our disciplines. And we fought and made the effort plays, we came up with the loose balls and we got on the offensive glass which created extra possessions and put us on the foul line."

The Gamecocks won the rebound battle 38-35 and scored 46 points in the paint. After poor shooting in the opening half, Carolina hit 46.7 percent in the second half to finish the contest with a 41.7 percentage (25-60) from the floor. Akron hit just 37.9 percent (22-58) for the game.

South Carolina committed a near season low 10 turnovers in the game, including just two giveaways in the second half. The Zips committed 16 turnovers, which led to 20 Carolina points, including 14 in the second half.

South Carolina committed three turnovers early in the contest, which led to four points for the Zips and Akron found itself with a 6-0 lead with just under 17 minutes showing on the clock, which forced Gamecock head coach Frank Martin to call an early timeout.

A 3 from senior guard Brenton Williams brought the Gamecocks within three at 10-7 at the 13-minute mark. The teams traded baskets midway through the half before a lay-in from Notice on an assist from Williams tied the contest at 13 with 9:27 showing.

Akron's Jake Kretzer hit a 3 for the Zips and Demetrius Treadwell added one from the free throw line, but the Gamecocks responded with another 3 from Williams and dunk from freshman guard Sindarius Thornwell to take their first lead of the game at 18-17 with 7:33 to play before the half.

A lay-in from freshman forward Desmond Ringer with 2:26 remaining in the first half broke a five-minute scoreless streak for Carolina and put the score at 24-20 Zips. Akron would score five unanswered in a span of 30 seconds to lead by nine with 1:46 remaining.

South Carolina would end the half on a 5-2 run with a 3-point play from Notice and jumper from sophomore forward Michael Carrera and the score stood at 31-25 Akron at the half.

The Gamecocks hit 11-of-30 attempts for a 36.7 percent in the first half from the floor, with the Zips slightly better at 40 percent (12-30). Akron converted eight Gamecock turnovers into eight points, and the Zips tallied nine second-chance points in the half, compared to four for the Gamecocks on seven offensive rebounds.

Two Akron turnovers led to four points at the foul line from Thornwell early in the second half to bring the Gamecocks within two at 35-33.

South Carolina continued to play aggressively on both ends of the under-16 minute media timeout. Carrera scored on a lay-in following a made free throw from Akron's Quincy Diggs, and Williams hit two from the free throw line to give South Carolina a 37-36 uphalf with 15:14 remaining.

Back and forth play followed with Treadwell and Diggs adding lay-ups for the Zips, but Carrera, Notice and Williams responded with jumpers for Carolina and the score stood at 43-42 Gamecocks at the under-12 minute media timeout.

Junior guard Ty Johnson extended the lead with a pair from the line, and Notice put the score at 49-43 Gamecocks with just under 11 minutes remaining.

A pair of free throws from Williams gave Carolina a 53-45 uphalf with just over seven minutes to play, but Treadwell connected to two free throws and Diggs hit a 3 from the corner to pull the Zips within five at 55-50 with 5:31 showing. Following a Carolina timeout, Johnson hit his fourth consecutive free throw and Carolina's lead was seven.

Notice converted lay-ups on consecutive possessions for his 15th point of the contest, stealing a pass attempt from the Zips on the second basket to put the Carolina lead at 63-56 at the final media timeout of the contest.

Akron had their chances late in the contest, unable to convert on several lay-ups due to high pressure from Carolina's defense at the basket.

Johnson hit a lay-in with one second remaining on the shot clock with under a minute to play, and sophomore forward Mindaugas Kacinas added two with a dunk to put the score at 67-56 Gamecocks.

Akron's Quincy would hit a late 3, but Ringer connected for two at the free throw line to secure the 69-59 Gamecock victory.

Thornwell and Williams posted 12 points each in the win, and Carrera and Johnson contributed 10 a piece. Johnson's five assists were also a game high.

**GAME 11 - SOUTH CAROLINA 78, AKRON 45**  
**DEC. 28, 2013/COLONIAL LIFE ARENA**

COLUMBIA, S.C. - Playing for the second time since Christmas, South Carolina (5-6) cruised to a 78-45 win in today's rematch with Akron (6-5) at Colonial Life Arena behind a stellar day from senior guard Brenton Williams who tied a career-high in 3-pointers (6) and field goal attempts (17) as he led all scorers with 24 points.

To go with Williams' 6-9 shooting from beyond the arc, sophomore Michael Carrera chipped in a season-best 13 points as well as seven rebounds. Sophomore Mindaugas Kacinas also tallied double-figures on the afternoon with 11 points. Akron was led by Quincy Diggs who recorded 13 points.

After the Zips grabbed an early 4-0 lead, the Gamecocks quickly erased it from the 3-point line as Sindarius Thornwell and Williams hit back-to-back 3s to open up the game for Carolina.

Williams extend the lead to five just under five minutes into the game, but Akron hit a 7-0 spurt over the next three minutes as Deji Ibitayo collected five of five points during the run that gave the Zips a 14-12 lead.

After reclaiming the lead to three on a pair of free throws from Kacinas, the sophomore extended the lead to three with a lay-in after a strong drive through the lane from Duane Notice freed him up under the rim. A rebound on a his own missed free throw from Thornwell on the Gamecocks next possession allowed Carolina push the lead to 24-18. Notice collected one of his career-high six assists as he found Williams on the right side for an open 3.

Akron managed to cut the deficit to two with 1:46 remaining, but the strong shooting from Williams continued as the senior hit his third 3-pointer of the half. Williams ended the half with 11 points, hitting a season-high three 3's as the Gamecocks took a 30-24 lead into the half.

South Carolina continued its first-half momentum into the second 20 minutes. After missing on its first two shots of the half, the Gamecocks raced out to a 17-1 run with six different players scoring in the opening eight-plus minutes of the half. The Gamecocks held the Zips to 0-6 from field during the stretch as they pushed the lead to 47-25 with 12:24 remaining in the game.

After Pat Forsythe hit a jumper to end the drought for the Zips, Williams connected on his fourth and fifth 3s of the afternoon on back-to-back possessions to give the Gamecocks a 53-27 lead with 10:49 left.

With just over eight minutes remaining, the Gamecocks went on an 11-0 run starting with Carrera passing his season-high mark with his 13th point of the day. The three-minute stretch also saw Kacinas score four of his 11 points as the Gamecocks took a 69-35 lead.

During the run, Williams tied John Roche's school record for consecutive made free throws at 41. Williams' stretch dates back to Feb. 28, 2013 when he hit the second of two free throws against Missouri. Roche accumulated his streak during the 1970 season in a four game stretch (Wake Forest, Davidson, Duke, at N.C. State) from Feb. 9-18.

The 33-point win for the Gamecocks was keyed by a season-high 20 assists to only seven turnovers. Four days ago, Carolina had 12-10 ratio against Zips in its 10-point win at the Diamond Head Classic.

The Gamecocks had a strong performance defensively on the afternoon as they turned the Zips over 21 times and held them to 13-40 (32.5 percent) from the field. Carolina finished the day shooting 28-63 (44.4 percent), going 8-15 (53.3 percent) from 3.

**GAME 9**

Official Basketball Box Score - Game Totals - Final Statistics  
**South Carolina vs Boise State**  
 12/23/13 4:00 p.m. at Stan Sheriff Center - Honolulu, HI

South Carolina 54 • 3-6		Total		3-Ptr		Rebounds		PF		TP		A TO Bk St		Min			
#	Player	FG	FGA	FG	FGA	FT	FTA	Off	Def	Tot	PF	TP	A	To	Bk	St	Min
00	THORNWELL, Sindarius	* 0-6	0-1	1-2	1	0	1	3	1	1	0	2	0	2	0	1	18
04	JOHNSON, Tyrone	* 2-7	0-3	1-2	0	1	1	0	5	3	0	0	0	0	0	0	21
10	NOTICE, Duane	* 5-10	1-3	2-4	0	2	2	2	13	1	0	0	0	0	0	0	33
21	HENRY, Demetrius	* 3-5	0-0	0-0	1	2	3	2	6	0	3	2	2	0	0	0	20
25	KACINAS, Mindaugas	* 0-1	0-0	0-1	1	2	3	2	0	1	3	0	0	0	0	0	28
01	WILLIAMS, Brenton	4-12	2-7	4-4	1	2	3	14	0	0	2	0	0	0	0	0	29
05	SHAW, Jaylen	0-0	0-0	0-0	0	0	0	0	0	0	0	0	0	0	0	0	2
14	CHATKEVICIUS, L.	1-2	0-0	0-0	1	5	6	2	1	2	2	0	0	0	0	0	13
15	THEUS JR., Reggie	1-1	0-0	0-0	0	1	1	0	2	0	0	0	0	0	0	0	4
20	MCKIE, Justin	0-1	0-1	0-0	0	1	1	0	0	0	0	0	0	0	0	0	5
24	CARRERA, Michael	2-3	0-0	4-5	1	0	1	1	8	0	0	0	0	0	0	0	7
32	RINGER, Desmond	0-1	0-0	0-0	0	0	0	0	2	0	1	0	0	0	0	0	9
35	STEELE, Brian	1-2	1-1	0-0	0	0	0	0	3	0	2	0	0	0	0	0	11
Team				3		5		8				2					
Totals		19-51		4-16		12-18		9		21		30		18		54	

FG % 1st Half: 10-26 38.5% 2nd half: 9-25 36.0% Game: 19-51 37.3%  
 3FG % 1st Half: 2-9 22.2% 2nd half: 2-7 28.6% Game: 4-16 25.0%  
 FT % 1st Half: 6-9 66.7% 2nd half: 6-9 66.7% Game: 12-18 66.7%

**Boise State 80 • 10-2**

Boise State 80 • 10-2		Total		3-Ptr		Rebounds		PF		TP		A TO Bk St		Min			
#	Player	FG	FGA	FG	FGA	FT	FTA	Off	Def	Tot	PF	TP	A	To	Bk	St	Min
00	WATKINS, Ryan	* 4-7	0-0	0-2	2	1	3	4	8	3	0	0	0	0	0	0	22
02	MARKS, Derrick	* 1-2	0-0	2-2	0	0	0	0	4	4	0	0	0	0	0	0	19
03	DRMIC, Anthony	* 10-17	2-6	8-11	1	5	6	30	1	1	0	3	0	0	0	0	35
11	ELORRIAGA, Jeff	* 3-7	3-6	0-0	1	3	4	3	9	0	1	1	0	0	0	0	30
14	HADZIONMEROVIC, Igor	* 1-4	0-1	0-0	1	7	8	4	2	4	2	1	1	0	0	0	24
01	THOMPSON, Mikey	4-5	1-1	1-2	0	1	1	4	10	3	1	0	0	0	0	0	21
04	BROPLEH, Thomas	3-6	1-3	2-2	1	1	1	0	9	5	1	1	0	0	0	0	22
05	HANSTAD, Joe	0-0	0-0	0-0	0	0	0	0	0	0	0	0	0	0	0	0	2
13	DUNCAN, Nick	2-5	2-5	0-0	0	2	2	2	6	0	1	1	0	0	0	0	20
20	NEBEKER, Joey	0-0	0-0	0-0	0	0	0	0	0	0	0	0	0	0	0	0	1
21	DUKULIS, Edmunds	0-0	0-0	0-0	0	0	0	0	1	0	0	0	0	0	0	0	1
25	TRENT, Dezmyn	1-1	0-0	0-0	0	0	0	0	2	0	0	0	0	0	0	0	1
34	NESS, Jakey	0-0	0-0	0-0	0	0	0	0	0	0	0	0	0	0	0	0	2
Team				1		2		3		8		9		3		7	
Totals		29-54		9-22		13-19		17		28		80		16		9	

FG % 1st Half: 15-28 53.6% 2nd half: 14-26 53.8% Game: 29-54 53.7%  
 3FG % 1st Half: 5-11 45.5% 2nd half: 4-11 36.4% Game: 9-22 40.9%  
 FT % 1st Half: 8-11 72.7% 2nd half: 5-8 62.5% Game: 13-19 68.4%

Officials: Darron George, Kip Kissingner, Jason Baker  
 Technical fouls: South Carolina-None. Boise State-None.  
 Attendance:  
 Hawaiian Airlines Diamond Head Classic Semifinal

Score by periods	1st	2nd	Total
South Carolina	28	26	54
Boise State	43	37	80

Points In Off 2nd Fast  
 Akron 22 2 7 0 29  
 SC 40 20 8 0 27

**GAME 10**

Official Basketball Box Score - Game Totals - Final Statistics  
**Akron vs South Carolina**  
 12/25/13 1:30pm at Stan Sheriff Center - Honolulu

Akron 59 • 4-4		Total		3-Ptr		Rebounds		PF		TP		A TO Bk St		Min			
#	Player	FG	FGA	FG	FGA	FT	FTA	Off	Def	Tot	PF	TP	A	To	Bk	St	Min
01	TREADWELL, Demetrius	* 4-9	0-0	4-5	2	5	7	12	0	2	0	1	0	0	0	0	33
03	EVANS, Nyles	* 2-7	0-2	1-2	0	0	0	3	5	0	2	0	1	0	0	0	21
10	HARNEY, Nick	* 4-10	0-0	1-3	6	6	3	9	3	1	0	0	0	0	0	0	25
21	MADAMS, Reggie	* 1-3	0-2	2-3	2	2	1	4	0	1	0	0	0	0	0	0	18
34	FORSYTHE, Pat	* 2-3	0-0	0-1	1	2	4	4	0	2	3	1	0	0	0	0	14
04	IBITAYO, Deji	1-3	1-2	0-0	1	4	5	0	3	2	0	3	0	0	0	0	13
12	BETANCOURT, Carmelo	0-2	0-1	0-0	0	0	0	0	0	0	0	0	0	0	0	0	2
13	DIGGS, Quincy	3-9	2-5	2-5	1	3	4	10	4	4	0	0	0	0	0	0	27
15	KRETZER, Jake	2-5	2-5	0-0	1	2	3	4	1	1	0	1	0	0	0	0	24
23	JOHNSON, Isaiah	3-7	0-0	0-0	1	1	2	6	0	0	2	1	0	0	0	0	13
Team				5		6		1		3		16		8		5	
Totals		22-5															



## GAME 12 - SOUTH CAROLINA 92, MARSHALL 65 DEC. 30, 2013/COLONIAL LIFE ARENA

COLUMBIA, S.C. - After scoring 78 points two days ago, South Carolina (6-6) followed Saturday's performance with its best offensive showing of the season tonight, defeating Marshall (5-8) 92-65 at Colonial Life Arena.

The Gamecocks were led by Tyrone Johnson and Brenton Williams who each scored 18 points on the night. Along with Duane Notice (13) and Demetrius Henry (12), the four combined for 61 of the team's 92 points. Shawn Smith led the Herd with 19 points, while Ryan Taylor chipped in 18.

Williams continued his hot shooting of late from beyond the arc by hitting his first two to give Carolina an early 6-4 lead. After a pair of free throws from Taylor tied-up the game, the Gamecocks went on a an 8-3 run as Henry scored four points for Carolina in the paint on consecutive possessions.

As the Herd cut the deficit to three, Henry was there again to extend the lead, hitting a pair of jumpers to push the Gamecocks lead 20-13 with eight minutes remaining.

With Carolina holding a 24-18 lead, Marshall went on a 11-4 run over a two-plus minute span to take a 29-28 lead with 3:55 remaining in the half, its first since taking 4-3 lead early in the game. The Herd went 6-6 from the line during the stretch.

The Gamecocks regained the lead though on a jumpers from Michael Carrera and Johnson. After trading field goals, and the lead, Carolina finished the half on 6-0 run to end the half and take a 36-31 lead into the break after holding Marshall without a field goal over the final 2:44.

Despite allowing the Herd to convert on only eight field goals in the opening 20 minutes, the visitors went 14-20 (70 percent) from the free throw line as the Gamecocks were whistled for 16 fouls.

South Carolina opened the second half on a 9-3 run to take a 45-34 advantage. Sindarius Thornwell scored the three of the first five points of the half after sitting much of the first half with two fouls.

The Herd was able to get the deficit back down to seven with less than 16 minutes to play after a Taylor scored on put back. The Gamecocks quickly countered though as Williams found Notice open in the left corner for a 3. The triple ignited a 14-1 Carolina run over the next three minutes. The freshman ended the night two points off his career-high, but tied his high in assists with six and set a new high in rebounds with six.

With 9:15 remaining, Williams drove to basket and scored a lay-up after being fouled. The senior went to the line and converted on the three-point play and passed John Roche's school record for consecutive free throws made in the process with his 42nd in a row. Williams' streak dates back to Feb. 28, 2013 versus when he hit the second of two free throws versus Missouri.

On Marshall's following possession, Williams turned over Smith and took it the other way to give the Gamecocks a 71-48 lead after a quick 8-2 run with 8:39 remaining.

Holding an 18-point lead with under seven minutes left, Johnson scored six-straight points to extend to the Gamecocks lead to 80-57. The junior finished the night by totaling 18 points for the third time this season.

Carolina closed out the game out-scoring the Herd 12-8, to finished off the 92-65 win.

For only the second time this season, South Carolina hit over 55 percent from the field, going 34-66 (56.8 percent), while the defense held Marshall to 37.8 percent (17-45). The shooting helped Carolina negate a 12-point advantage for the Herd on the free throw line as the visitors hit 30-46 (65.2 percent) from the stripe compared to the Gamecocks who were 18-25 (72 percent). Carolina held a decided advantage on the boards at 45-27.

## GAME 12



Official Basketball Box Score - Game Totals - Final Statistics  
Marshall vs South Carolina  
12/30/13 7 p.m. ET at Columbia, S.C. (Colonial Life Arena)

### Marshall 65 • 5-8

#	Player	Total		3-Pr		Rebounds			PF	TP	A	TO	Bk	Stl	Min
		FG	FGA	FG	FGA	FT	FTA	Off							
10	GOARD, TyQuane	f	1-3	0-0	2-4	2	1	3	3	4	1	0	0	0	22
25	TAYLOR, Ryan	f	6-11	1-2	5-8	1	4	5	18	1	0	3	1	29	
01	CANTY, Kareem	g	2-15	0-6	7-8	0	2	2	11	3	1	1	1	38	
02	THOMAS, Chris	g	3-6	0-3	4-9	0	1	1	5	10	3	0	1	17	
15	BOYKINS, DeVinice	g	0-1	0-0	1-3	0	2	2	2	1	0	0	0	26	
00	SMITH, Shawn	g	4-6	0-1	11-15	2	1	3	2	19	1	3	0	29	
13	SANE, Cheikh	1-1	0-0	0-0	1-2	3	3	0	2	3	2	0	1	17	
32	MANNING, Tamron	0-1	0-1	0-0	0-2	0	2	2	0	0	0	0	0	15	
34	MBAO, Yous	0-0	0-0	0-0	0-0	0	3	0	0	0	0	0	0	5	
35	LOOP, Austin	0-1	0-1	0-0	0-0	0	0	0	0	0	0	0	0	2	
Team						3	3	6							
Totals			17-45	1-14	30-47	9	18	27	26	65	9	16	6	2	

FG % 1st Half: 9-22 36.4% 2nd half: 9-23 39.1% Game: 17-45 37.8%  
3FG % 1st Half: 1-7 14.3% 2nd half: 0-7 0.0% Game: 1-14 7.1%  
FT % 1st Half: 14-21 66.7% 2nd half: 16-26 61.5% Game: 30-47 63.8%

### South Carolina 92 • 6-6

#	Player	Total		3-Pr		Rebounds			PF	TP	A	TO	Bk	Stl	Min
		FG	FGA	FG	FGA	FT	FTA	Off							
21	HENRY, Demetrius	f	6-7	0-0	0-0	2	2	5	12	0	0	0	0	1	14
25	KACINAS, Mindaugas	f	2-5	0-0	0-0	3	2	5	3	4	2	2	0	1	16
00	THORNWELL, Sindarius	g	1-3	0-0	1-2	0	1	1	3	3	0	0	0	9	
01	WILLIAMS, Brenton	g	7-11	3-5	1-1	0	1	1	4	18	3	2	0	20	
10	NOTICE, Duane	g	4-8	1-2	4-5	2	4	6	12	6	2	0	0	31	
04	JOHNSON, Tyrone	g	6-10	2-2	4-6	3	3	3	18	3	1	0	0	30	
05	SHAW, Jaylen	0-2	0-0	4-4	0	1	1	1	4	1	0	0	0	17	
12	CONSTABLE, Austin	0-2	0-1	0-0	0-0	0	1	1	0	0	0	0	0	2	
14	CHATKEVICIUS, L.	1-3	0-0	0-0	1	1	2	1	2	0	0	0	0	8	
15	THEUS JR., Reggie	1-2	0-1	1-4	3	0	3	0	3	1	0	0	0	4	
20	MCKIE, Justin	1-3	0-1	1-2	2	2	4	0	3	0	0	0	1	4	
24	CARRERA, Michael	3-4	0-0	2-2	2	3	5	8	1	3	4	1	1	22	
32	RINGER, Desmond	2-4	0-0	0-0	1	6	7	3	4	0	1	0	0	14	
35	STEELE, Brian	0-2	0-1	0-0	1	0	1	5	0	1	0	0	0	9	
Team						1	2	3							
Totals			34-66	6-12	18-26	18	26	44	32	92	19	11	4	7	

FG % 1st Half: 13-29 44.8% 2nd half: 21-37 56.8% Game: 34-66 51.5%  
3FG % 1st Half: 2-3 66.7% 2nd half: 4-9 44.4% Game: 6-12 50.0%  
FT % 1st Half: 8-9 88.9% 2nd half: 10-17 58.8% Game: 18-26 69.2%

Officials: Mike Nance, Pat Adams, Terry Moore  
Technical fouls: Marshall-None, South Carolina-None.  
Attendance: 7935

Score by periods	1st	2nd	Total
Marshall	31	34	65
South Carolina	36	56	92

Last FG - MAR 2nd-03:09, SC 2nd-08:09.  
Largest lead - MAR by 1 1st-17:48, SC by 27 2nd-00:09.

Score tied - 2 times.  
Lead changed - 6 times.

## GAME 13 - SOUTH CAROLINA 82, SC STATE 75 JAN. 3, 2014/COLONIAL LIFE ARENA

COLUMBIA, S.C. - After a furious second-half rally from the visitors, South Carolina (7-6) grinded out an 82-75 win tonight over South Carolina State (4-9) at Colonial Life Arena as the Gamecocks shot 50 percent from the field for the second straight game.

Four Gamecocks ended the night in double figures as senior Brenton Williams led all scorers with 19 points on an efficient 6-7 from the field and 2-3 from 3-point range. Freshman Demetrius Henry recorded his first career double-double with 10 points and a career-high 11 rebounds. Senior forward Matthew Hezekiah led the Bulldogs with 18 points and five rebounds, while fellow senior Theron Stephens added 15 points.

Carolina opened the game on a 5-0 run after a jumper from Williams and three points from Duane Notice. The Bulldogs were able to pull within two at 6-4 after a Devin Joint tipped in a missed jumper from Hezekiah, but Notice responded for the Gamecocks with his sixth point in the first four minutes.

Palmer answered for SC State with a 3 of his own, but Williams connected from 3 on the other end for the Gamecocks as they took a 12-7 lead. That 3-pointer started a 9-1 run for home team that Williams capped off 43rd and 44th consecutive made free throws as he pushed South Carolina's lead to 18-8 with just over 12 minutes to play.

Following Johnson's first 3 of the game just under two minutes later, Laimonas Chatkevicius began to impose himself inside as he scored on three-straight possessions as Notice earned three of his career-high eight assists during the stretch.

With 1:31 left in the half, a quick 5-0 run after a jumper from Notice and Williams' second three of the game, the Gamecocks held their largest lead of the half of 15.

The Bulldogs though turned up the pressure on the final possession after getting two points back. Darrion Eastmon picked off a pass attempt from Notice in the backcourt and dished it to Darryl Palmer for the lay-up on the break.

South Carolina held a 44-33 lead at the break after shooting 15-29 (51.7 percent) from the field and going 6-12 from behind the arc.

SC State continued its late first-half run into the second as Stephens hit back-to-back 3s in the first minute and a half to cut the deficit to 44-39. After a pair of free throws from Sindarius Thornwell three minutes in, the Bulldogs went on a 6-0 run, punctuated by Joint turning a missed shot to cut to the game to two at 50-48 with 15:23 on the clock.

Despite seeing the game cut to one a minute later, the Gamecocks were able to maintain the lead until the Bulldogs came up with another 6-0 run to tie-up the game at 60-60 with 7:02 to play. On the ensuing possession though, Notice found Thornwell open on the right side where he drained his lone 3-pointer on the night.

With SC State trying to get momentum back with the score at 70-65 with under four minutes remaining, Johnson found an opening in the lane and split two defenders as he drove to the basket for a left-handed lay-in as he was fouled. The junior converted the free throw to push the lead to eight. He finished the night with 17 points.

The Gamecocks sealed their fourth-straight win as they hit 9-12 from the free throw line during the final minutes.

South Carolina went 25-50 (50 percent) from the field and 7-15 (46.7 percent) from the 3-point line, while SC State shot 29-65 (44.6 percent) from the field and 5-20 (25 percent) from 3.

## GAME 13



Official Basketball Box Score - Game Totals - Final Statistics  
SC State vs South Carolina  
1/3/14 7 p.m. at Columbia, S.C. (Colonial Life Arena)

### SC State 75 • 4-9

#	Player	Total		3-Pr		Rebounds			PF	TP	A	TO	Bk	Stl	Min
		FG	FGA	FG	FGA	FT	FTA	Off							
30	PALMER, Darryl	f	5-7	2-2	0-1	1	5	6	4	12	0	1	0	0	28
33	RADOVIC, Luka	f	0-1	0-0	1-1	1	1	2	3	1	0	2	0	0	8
00	WHITE, Jalen	g	3-6	0-1	2-4	1	1	2	3	8	5	0	0	22	
02	STEPHENS, Theron	g	5-12	3-8	2-2	1	0	1	2	15	2	1	0	22	
15	JOINT, Devin	g	4-6	0-0	1-2	4	3	7	2	9	3	1	3	26	
03	SMITH, Jordan	0-2	0-2	0-0	0-0	0	0	0	1	0	0	0	0	3	
04	KIRKKEY, Patrick	1-4	0-0	2-4	3	1	4	1	4	1	0	2	15		
05	ADAMS, Adam	1-4	0-2	0-0	0	2	4	8	1	2	0	0	21		
11	MITCHELL, Shaquell	0-2	0-0	0-0	1	1	2	0	1	0	1	1	11		
12	HEZEKIAH, Matthew	7-9	0-0	4-5	2	3	5	1	18	0	1	0	29		
23	EASTMON, Darron	0-0	0-0	0-0	0	0	1	3	0	1	1	0	2		
32	WRIGHT, Koran	0-6	0-5	0-0	0	1	1	3	0	1	0	0	13		
Team						3	3	6							
Totals			29-65	5-20	12-18	17	18	35	27	75	14	10	5	7	

FG % 1st Half: 12-29 41.4% 2nd half: 17-36 47.2% Game: 29-65 44.6%  
3FG % 1st Half: 3-7 42.9% 2nd half: 2-13 15.4% Game: 5-20 25.0%  
FT % 1st Half: 6-10 60.0% 2nd half: 6-8 75.0% Game: 12-18 66.7%

### South Carolina 82 • 7-6

#	Player	Total		3-Pr		Rebounds			PF	TP	A	TO	Bk	Stl	Min
		FG	FGA	FG	FGA	FT	FTA	Off							
21	HENRY, Demetrius	f	5-11	0-0	0-1	4	7	11	3	10	0	3	1	1	32
25	KACINAS, Mindaugas	f	0-0	0-0	3-6	3	6	9	1	3	0	2	1	1	28
00	THORNWELL, Sindarius	g	1-6	1-3	5-6	0	4	4	3	8	1	0	0	22	
01	WILLIAMS, Brenton	g	6-7	2-3	5-5	0	0	0	1	19	3	0	0	30	
10	NOTICE, Duane	g	3-8	1-4	6-8	1	0	1	0	13	8	6	0	34	
04	JOHNSON, Tyrone	g	5-9	2-2	5-7	0	1	1	2	17	1	0	0	24	
05	SHAW, Jaylen	2-4	1-3	0-0	0	1	1	2	5	0	0	0	0	9	
14	CHATKEVICIUS, L.	3-3	0-0	0-0	1	1	2	1	6	0	0	0	0	4	
24	CARRERA, Michael	0-2	0-0	1-2	0	0	0	3	1	0	1	2	0	16	
32	RINGER, Desmond	0-0	0-0	0-0	0	0	0	0	0	0	0	1	0	1	
Team						2	2	2							
Totals			25-50	7-15	25-35	11	20	31	16	82	13	13	4	20	

FG % 1st Half: 15-29 51.7% 2nd half: 10-21 47.6% Game: 25-50 50.0%  
3FG % 1st Half: 6-12 50.0% 2nd half: 1-3 33.3% Game: 7-15 46.7%  
FT % 1st Half: 8-10 80.0% 2nd half: 17-25 68.0% Game: 25-35 71.4%

Officials: Tony Greene, John Hampton, Lamar Simpson  
Technical fouls: SC State-WHITE, Jalen, South Carolina-None.  
Attendance: 7357

Score by periods	1st	2nd	Total
SC State			

## GAME 15 - LSU 71, SOUTH CAROLINA 68 JAN. 11, 2014/COLONIAL LIFE ARENA

**COLUMBIA, S.C.** - Despite a 9-0 run late in the contest, South Carolina (7-8, 0-2 SEC) could not overcome a 14-point LSU (10-4, 1-1 SEC) lead in the second half, falling to the Tigers 71-68 in the SEC home opener at Colonial Life Arena. Freshman guard Sindarius Thornwell led all scorers with a season high 25 points in the game.

The Gamecocks were plagued by turnovers for the second-straight game, committing 19 in the contest, including 11 in the first half. South Carolina also suffered a lengthy drought without a basket in the second half, going over eight minutes without a made basket, its only scoring coming from 11 points at the foul line.

Neither team shot well, with the Gamecocks hitting 41.7 percent (20-48) from the field, and LSU just 39.3 percent (22-56). Both teams left points at the foul line as well, as South Carolina went 24-of-34 from the line, and the Tigers 22-of-35.

Rookie guard Duane Notice and freshman forward Demetrius Henry were both called for two early fouls before the 17-minute mark of the opening half.

A jumper from Laimonas Chatkevicius with 12:40 showing on the clock on an assist from junior guard Tyrone Johnson gave Carolina its first lead of the game at 11-9.

Neither team could find the basket through the midway part of the half, with the Gamecocks hitting just their first six attempts and LSU four of its first 16. Carolina held a 15-14 upperhand with 8:40 remaining.

Thornwell scored his 11th point of the first half near the seven-minute mark and the contest went into the under-eight minute media timeout knotted at 17.

Back-to-back jumpers from LSU's Jordan Mickey tied the contest at 23 with under four minutes to play, but senior guard Brenton Williams scored his first points of the half on the next Gamecock possession.

LSU opened up a seven-point lead after a pair of free throws from Andre Stringer with just over two minutes remaining in the half. Johnson scored two from the free throw line and hit a well-executed 3 out of a Gamecock timeout with under a minute to play, and Carolina trailed by just two at 32-30 at the half.

South Carolina opened the contest hitting 6-of-16, but closed the half hitting five of its final 10 attempts. LSU hit 10-of-30 in the opening set, and was 10-of-15 from the foul line, compared to a 6-of-6 effort from Carolina at the line.

LSU held a 40-36 advantage with 15:44 remaining in the game, at the under-16 minute media timeout, but sophomore forward Mindaugas Kacinas connected for two at the free throw line following the break and the Gamecocks trailed by just two.

Kacinas and Thornwell both missed attempts at the foul line near the 13-minute mark, but a tip in from Thornwell kept the Tiger lead at two with 13:17 to play.

The contest was fast-paced with both teams playing aggressive on both ends of the court. The teams traded baskets through the middle portion of the half, but the Tigers maintained a two-point lead at 44-42 with 11:20 to play.

Mickey and junior forward Johnny O'Bryant III hit consecutive jumpers following a missed free throw from Williams, forcing Gamecock head coach Frank Martin to call a timeout trailing 52-45 with 9:16 to play.

Stringer hit a 3 from the corner with 8:16 to play to push the LSU lead to eight at 55-47, and a 3 from Tim Quarterman saw the Tiger lead advance to 12 at 60-48 just two minutes later.

South Carolina failed to score a basket from the 10:46 mark through the under-four minute media timeout of the half. The drought saw LSU hold a 64-52 advantage with 3:55 to play.

South Carolina continued to battle. A steal from Johnson with 2:24 to play led to a dunk from Thornwell, Carolina's first basket since the 10:46 mark. Thornwell was fouled on the make, but missed the free throw and was called for a foul battling for the rebound.

LSU missed the front end of a 1-and-1 opportunity and Thornwell scored on the transition to pull the Gamecocks within five at 64-59 with 2:11 to play. The Gamecocks utilized their final timeout of the contest following the basket.

The Tigers called timeout with 1:47 to play holding the five-point lead and LSU was unable to convert at the basket, with possession going to Carolina. Johnson had an attempt, but LSU took over possession on the rebound.

LSU's Anthony Hickey converted for two at the foul line for the Tigers, but Williams responded with his first 3 of the contest to cut the lead to four at 66-62 with 54 seconds to play. On LSU's ensuing possession, Carolina was called for an intentional foul, which gave O'Bryant two attempts from the foul line and possession. O'Bryant would hit one at the line to push the lead back to five points.

O'Bryant would add three more from the foul line to push the lead to 69-62 with 41 seconds to play. Johnson would hit a lay-up seconds later, and LSU would lose possession on the inbound pass. Johnson was fouled on another attempt in the lane and would hit one from the line for a 69-65 Tiger lead.

LSU's Malik Morgan would add two free throws down the stretch and the Tigers would hold on for the 71-68 win despite a 3 from Williams at the buzzer.

LSU out-rebounded the Gamecocks 42-32 in the contest and recorded 14 steals in the game, the most by a Carolina opponent this season. Johnson posted 15 points for the Gamecocks off the bench and Williams added 11 for his seventh-straight double-figure scoring game.

## GAME 15



Official Basketball Box Score -- Game Totals -- Final Statistics

LSU vs South Carolina

1/11/14 1:47 p.m. at Columbia, S.C. (Colonial Life Arena)

LSU 71 • 10-4, 1-1 SEC

##	Player	Total	3-Ptr	Rebounds			PF	TP	A	TO	Bk	Stl	Min		
				FG-FGA	FG-FGA	FT-FTA								Off	Def
02	O'BRYANT III, Johnny	f	4-9	0-0	5-10	3	4	7	3	13	3	6	0	1	26
05	COLEMAN, Shavon	f	1-6	1-4	2-2	0	6	6	1	5	1	4	0	2	24
25	MICKEY, Jordan	f	6-10	0-0	1-2	1	3	4	4	13	0	4	1	1	27
01	HICKEY, Anthony	g	0-6	0-4	2-4	1	1	2	2	2	2	0	0	3	30
24	MORGAN, Malik	g	3-10	0-4	2-5	3	3	6	3	8	4	2	2	2	33
10	STRINGER, Andre		2-4	2-4	3-4	0	3	3	3	9	1	0	0	0	23
12	MARTIN, Jarell		5-6	1-1	7-8	3	3	6	4	18	0	2	1	5	21
31	ODO, John		0-0	0-0	0-0	1	0	1	0	0	0	0	0	0	5
55	QUARTERMAN, Tim		1-5	1-1	0-0	2	0	2	4	3	2	1	0	0	11
	Team					2	3	5							
	Totals		22-56	5-18	22-35	16	26	42	24	71	13	19	4	14	200

FG % 1st Half: 10-30 33.3% 2nd half: 12-26 46.2% Game: 22-56 39.3% Deadball Rebounds 6.1  
3FG % 1st Half: 2-10 20.0% 2nd half: 3-8 37.5% Game: 5-18 27.8%  
FT % 1st Half: 10-15 66.7% 2nd half: 12-20 60.0% Game: 22-35 62.9%

South Carolina 68 • 7-8, 0-2 SEC

##	Player	Total	3-Ptr	Rebounds			PF	TP	A	TO	Bk	Stl	Min		
				FG-FGA	FG-FGA	FT-FTA								Off	Def
21	HENRY, Demetrius	f	0-1	0-0	0-0	1	0	1	4	0	0	0	0	5	
25	KACINAS, Mindaugas	f	0-2	0-0	4-6	1	1	2	3	4	0	0	1	2	22
00	THORNWELL, Sindarius	g	9-13	1-3	6-9	1	4	5	4	25	2	3	1	1	35
01	WILLIAMS, Brenton	g	3-13	2-7	3-4	0	3	3	2	11	2	4	0	2	35
10	NOTICE, Duane	g	0-0	0-0	0-0	0	0	0	2	0	1	1	0	0	8
04	JOHNSON, Tyrone		4-13	1-1	6-8	1	4	5	3	15	3	3	0	1	28
05	SHAW, Jaylen		1-1	0-0	2-2	0	2	2	4	4	2	3	0	0	14
14	CHATKEVICIUS, L.		1-1	0-0	0-0	0	3	3	1	2	0	1	0	1	10
24	CARRERA, Michael		2-3	0-0	1-3	0	2	2	3	5	0	2	2	2	20
32	RINGER, Desmond		0-1	0-0	2-2	1	4	5	2	2	0	2	0	0	23
	Team					2	2	4							
	Totals		20-48	4-11	24-34	7	25	32	28	68	10	19	4	9	200

FG % 1st Half: 11-26 42.3% 2nd half: 9-22 40.9% Game: 20-48 41.7% Deadball Rebounds 4  
3FG % 1st Half: 2-6 33.3% 2nd half: 2-5 40.0% Game: 4-11 36.4%  
FT % 1st Half: 6-6 100.0% 2nd half: 18-28 64.3% Game: 24-34 70.6%

Officials: Joe Lindsay, Patrick Evans, Mike Thibodeaux

Technical fouls: LSU-None. South Carolina-None.

Attendance: 12071

Score by periods	1st	2nd	Total	In	Off	2nd	Fast
LSU	32	39	71	Points	Paint	T/O	Chance
South Carolina	30	38	68	LSU	24	19	10
				SC	26	13	6
							Break
							2
							30
							8
							28

Last FG - LSU 2nd-06:03, SC 2nd-00:01.

Largest lead - LSU by 14 2nd-05:45, SC by 3 1st-04:45.

Score tied - 8 times.

Lead changed - 12 times.



## #23 - BRUCE ELLINGTON

SENIOR | GUARD | 5'9" | 196 | 3VL

MONCK'S CORNER, S.C./BERKELEY

### ELLINGTON'S CAREER HIGHS

**POINTS**  
31, at Furman (Dec. 22, 2010)

**FIELD GOALS**  
11, at Furman (Dec. 22, 2010)

**FIELD GOAL ATTEMPTS**  
23, at Furman (Dec. 22, 2010)

**3-POINT FIELD GOALS**  
6, twice, last vs. Vanderbilt (Jan. 8, 2011)

**3-POINT FIELD GOAL ATTEMPTS**  
13, twice, last vs. Tennessee (Feb. 16, 2011)

**FREE THROWS**  
7, twice, last vs. Kentucky (Feb. 5, 2013)

**FREE THROW ATTEMPTS**  
11, vs. Arkansas (Jan. 19, 2011)

**REBOUNDS**  
9, vs. Missouri (Jan. 22, 2013)

**ASSISTS**  
8, vs. WKU (Nov. 27, 2010)

**BLOCKS**  
2, vs. LSU (Feb. 14, 2013)

**STEALS**  
4, at Michigan State (Nov. 16, 2010)

**MINUTES PLAYED**  
46, vs. WKU (Nov. 27, 2010)

### ELLINGTON'S SEASON HIGHS

**POINTS**  
8, vs. USC Upstate (Dec. 19, 2013)

**FIELD GOALS**  
3, twice, last vs. USC Upstate (Dec. 19, 2013)

**FIELD GOAL ATTEMPTS**  
13, vs. USC Upstate (Dec. 19, 2013)

**3-POINT FIELD GOALS**  
2, vs. USC Upstate (Dec. 19, 2013)

**3-POINT FIELD GOAL ATTEMPTS**  
8, vs. USC Upstate (Dec. 19, 2013)

**FREE THROWS**  
2, at Oklahoma State (Dec. 6, 2013)

**FREE THROW ATTEMPTS**  
2, at Oklahoma State (Dec. 6, 2013)

**REBOUNDS**  
2, vs. USC Upstate (Dec. 19, 2013)

**ASSISTS**  
2, twice, last vs. USC Upstate (Dec. 19, 2013)

**BLOCKS**  
1, twice, last vs. USC Upstate (Dec. 19, 2013)

**STEALS**  
2, vs. USC Upstate (Dec. 19, 2013)

**MINUTES PLAYED**  
29, vs. USC Upstate (Dec. 19, 2013)

### 2013-14

Opponent	Date	GS	Min	FG-FGA	Pct	3FG-3FGA	Pct	FT-FTA	Pct	Off	Def	Tot	Avg	PF	FO	A	TO	Blk	Stl	Pts	Avg	
Longwood	11/9/13	-	-	-	-	-	-	-	-	-	-	-	-	-	-	-	-	-	-	-	-	-
at Baylor	11/12/13	-	-	-	-	-	-	-	-	-	-	-	-	-	-	-	-	-	-	-	-	-
at Clemson	11/17/13	-	-	-	-	-	-	-	-	-	-	-	-	-	-	-	-	-	-	-	-	-
Fla. International	11/24/13	-	-	-	-	-	-	-	-	-	-	-	-	-	-	-	-	-	-	-	-	-
at Oklahoma St.	12/6/13	17	0-2	.000	0-1	.000	2-2	1.000	1	0	1	1.0	2	0	1	1	0	1	2	2.0		
Manhattan	12/17/13	*	23	3-6	.500	1-4	.250	0-0	1.000	1	0	1	1.0	3	0	2	3	1	0	7	4.5	
USC Upstate	12/19/13	*	29	3-13	.230	2-8	.250	0-0	1.000	0	2	2	1.3	3	0	2	0	1	2	8	5.7	
vs. Saint Mary's	12/22/13	-	-	-	-	-	-	-	-	-	-	-	-	-	-	-	-	-	-	-	-	-
vs. Boise State	12/23/13	-	-	-	-	-	-	-	-	-	-	-	-	-	-	-	-	-	-	-	-	-
vs. Akron	12/25/13	-	-	-	-	-	-	-	-	-	-	-	-	-	-	-	-	-	-	-	-	-
Akron	12/28/13	-	-	-	-	-	-	-	-	-	-	-	-	-	-	-	-	-	-	-	-	-
Marshall	12/30/13	-	-	-	-	-	-	-	-	-	-	-	-	-	-	-	-	-	-	-	-	-
SC State	1/3/14	-	-	-	-	-	-	-	-	-	-	-	-	-	-	-	-	-	-	-	-	-
at Florida	1/8/14	-	-	-	-	-	-	-	-	-	-	-	-	-	-	-	-	-	-	-	-	-
LSU	1/11/14	-	-	-	-	-	-	-	-	-	-	-	-	-	-	-	-	-	-	-	-	-
at Texas A&M	1/15/14	-	-	-	-	-	-	-	-	-	-	-	-	-	-	-	-	-	-	-	-	-
Ole Miss	1/18/14	-	-	-	-	-	-	-	-	-	-	-	-	-	-	-	-	-	-	-	-	-
at Georgia	1/22/14	-	-	-	-	-	-	-	-	-	-	-	-	-	-	-	-	-	-	-	-	-
at Missouri	1/25/14	-	-	-	-	-	-	-	-	-	-	-	-	-	-	-	-	-	-	-	-	-
Texas A&M	1/29/14	-	-	-	-	-	-	-	-	-	-	-	-	-	-	-	-	-	-	-	-	-
at Ole Miss	2/1/14	-	-	-	-	-	-	-	-	-	-	-	-	-	-	-	-	-	-	-	-	-
Auburn	2/5/14	-	-	-	-	-	-	-	-	-	-	-	-	-	-	-	-	-	-	-	-	-
at Tennessee	2/8/14	-	-	-	-	-	-	-	-	-	-	-	-	-	-	-	-	-	-	-	-	-
Vanderbilt	2/12/14	-	-	-	-	-	-	-	-	-	-	-	-	-	-	-	-	-	-	-	-	-
Alabama	2/15/14	-	-	-	-	-	-	-	-	-	-	-	-	-	-	-	-	-	-	-	-	-
at Arkansas	2/19/14	-	-	-	-	-	-	-	-	-	-	-	-	-	-	-	-	-	-	-	-	-
Georgia	2/22/14	-	-	-	-	-	-	-	-	-	-	-	-	-	-	-	-	-	-	-	-	-
at Auburn	2/26/14	-	-	-	-	-	-	-	-	-	-	-	-	-	-	-	-	-	-	-	-	-
Kentucky	3/1/14	-	-	-	-	-	-	-	-	-	-	-	-	-	-	-	-	-	-	-	-	-
Florida	3/4/14	-	-	-	-	-	-	-	-	-	-	-	-	-	-	-	-	-	-	-	-	-
at Miss. State	3/8/14	-	-	-	-	-	-	-	-	-	-	-	-	-	-	-	-	-	-	-	-	-

### SEASON NOTES

Declared for the 2014 NFL Draft on Jan. 3, 2014, and will not complete his senior season with the men's basketball team. Ellington concludes his career on the hardwood for the Garnet and Black with 80 career games played and 66 starts. He scored 893 points for an 11.3 points per game average. The Moncks Corner, S.C., native averaged 3.0 assists, 2.7 rebounds and 1.0 steals in 30.4 minutes per game. Ellington posted 39 double-figure scoring games in his career, including eight 20-point games and one 30-point effort, a career high 31 points at Furman during his freshman season of 2010-11.

Joined the men's basketball squad for practice on Tuesday, Dec. 2 ... Posted two points in first contest of the season at No. 9/11 Oklahoma State (Dec. 6) ... Posted seven points, including the first five of the game, vs. Manhattan (Dec. 17) ... Scored eight points, with two assists and two steals vs. USC Upstate (Dec. 19) ... Will practice and compete with the Gamecock football team through the Capital One Bowl on Jan. 1, 2014 ... In the Capital One Bowl, had six receptions for 140 yards and two touchdowns ...

### CAREER STATISTICS

Season	GP-GS	Min	Avg	FG	FGA	Pct	3FG	3FGA	Pct	FT	FTA	Pct	Off	Def	Tot	Avg	PF	FO	Ast	TO	Blk	Stl	Pts	Avg
2010-11	30-30	928	30.9	138	423	.326	61	198	.308	47	74	.635	25	75	100	3.3	75	0	97	87	0	31	384	12.8
2011-12	24-15	697	29.0	100	280	.357	39	118	.331	26	34	.765	18	37	55	2.3	53	0	74	54	2	16	265	11.0
2012-13	23-19	741	32.2	78	233	.335	23	82	.280	48	74	.649	16	43	59	2.6	64	2	62	66	5	29	227	9.9
2013-14	3-2	69	23.0	6	21	.286	3	13	.231	2	2	1.000	2	2	4	1.3	8	0	5	4	2	3	17	5.7
<b>Totals</b>	<b>80-66</b>	<b>2435</b>	<b>30.4</b>	<b>322</b>	<b>957</b>	<b>.336</b>	<b>126</b>	<b>411</b>	<b>.307</b>	<b>123</b>	<b>184</b>	<b>.668</b>	<b>61</b>	<b>157</b>	<b>218</b>	<b>2.7</b>	<b>200</b>	<b>2</b>	<b>238</b>	<b>211</b>	<b>9</b>	<b>79</b>	<b>893</b>	<b>11.3</b>

### CAREER SEC STATISTICS

Season	GP-GS	Min	Avg	FG	FGA	Pct	3FG	3FGA	Pct	FT	FTA	Pct	Off	Def	Tot	Avg	PF	FO	Ast	TO	Blk	Stl	Pts	Avg
2011	16-16	500	31.3	69	237	.291	31	122	.254	23	35	.657	18	32	50	3.1	41	0	42	43	0	14	192	12.0
2012	16-14	511	31.9	72	209	.344	26	85	.306	18	24	.750	14	28	42	2.6	34	0	58	40	1	14	188	11.8
2013	18-18	606	33.7	61	191	.319	19	68	.279	34	54	.630	13	33	46	2.6	50	2	57	52	4	26	175	9.7
<b>Totals</b>	<b>50-48</b>	<b>1617</b>	<b>32.3</b>	<b>202</b>	<b>637</b>	<b>.317</b>	<b>76</b>	<b>275</b>	<b>.276</b>	<b>75</b>	<b>113</b>	<b>.664</b>	<b>45</b>	<b>93</b>	<b>138</b>	<b>2.8</b>	<b>125</b>	<b>2</b>	<b>157</b>	<b>135</b>	<b>5</b>	<b>54</b>	<b>555</b>	<b>11.1</b>



# #1 - BRENTON WILLIAMS

**SENIOR | GUARD | 5'11" | 172 | 2VL**  
**KISSIMMEE, FLA./OSCEOLA HIGH SCHOOL/**  
**SANTA FE COLLEGE**

## WILLIAMS' CAREER HIGHS

- POINTS**  
38, vs. Miss. State (March 6, 2013)
- FIELD GOALS**  
10, vs. Miss. State (March 6, 2013)
- FIELD GOAL ATTEMPTS**  
17, vs. Miss. State (March 6, 2013)
- 3-POINT FIELD GOALS**  
6, vs. Miss. State (March 6, 2013)
- 3-POINT FIELD GOAL ATTEMPTS**  
11, vs. Miss. State (March 13, 2013)
- FREE THROWS**  
12, vs. Miss. State (March 6, 2013)
- FREE THROW ATTEMPTS**  
12, vs. Miss. State (March 6, 2013)
- REBOUNDS**  
5, twice, last vs. Vandy (March 9, 2013)
- ASSISTS**  
4, twice, last vs. Miss. State (March 13, 2013)
- BLOCKS**  
1, 5 times, last vs. App State (Dec. 19, 2012)
- STEALS**  
5, vs. Western Carolina (Nov. 11, 2011)
- MINUTES PLAYED**  
38, vs. Rider (Nov. 19, 2012)

## WILLIAMS' SEASON HIGHS

- POINTS**  
24, vs. Akron (Dec. 28, 2013)
- FIELD GOALS**  
8, vs. Akron (Dec. 28, 2013)
- FIELD GOAL ATTEMPTS**  
17, vs. Akron (Dec. 28, 2013)
- 3-POINT FIELD GOALS**  
6, vs. Akron (Dec. 28, 2013)
- 3-POINT FIELD GOAL ATTEMPTS**  
9, vs. Akron (Dec. 28, 2013)
- FREE THROWS**  
6, vs. FIU (Nov. 24, 2013)
- FREE THROW ATTEMPTS**  
6, vs. FIU (Nov. 24, 2013)
- REBOUNDS**  
4, twice, last vs. Akron (Dec. 25, 2013)
- ASSISTS**  
3, 3x, last vs. SC State (Jan. 3, 2014)
- BLOCKS**  
-
- STEALS**  
3, at Florida (Jan. 8, 2014)
- MINUTES PLAYED**  
35, vs. LSU (Jan. 11, 2014)

## 2013-14

Opponent	Date	GS	Min	FG-FGA	Pct	3FG-3FGA	Pct	FT-FTA	Pct	Off	Def	Tot	Avg	PF	FO	A	TO	Blk	Stl	Pts	Avg
Longwood	11/9/13	22	5-11	.454	2-7	.285	2-2	1.000	0	4	4	4.0	0	1	0	0	0	14	14.0		
at Baylor	11/12/13	29	3-7	.428	2-5	.400	4-4	1.000	0	2	2	3.0	2	0	1	0	0	1	12	13.0	
at Clemson	11/17/13	19	0-5	.000	0-2	.000	0-0	.000	0	2	2	2.7	0	1	0	0	0	0	0	8.7	
Fla. International	11/24/13	18	4-8	.500	2-5	.400	6-6	1.000	1	1	2	2.5	2	0	2	2	0	2	16	10.5	
at Oklahoma St.	12/6/13	2	0-0	.000	0-0	.000	0-0	.000	0	0	0	2.0	0	0	0	0	0	0	0	8.4	
Manhattan	12/17/13	6	0-1	.000	0-1	.000	0-0	.000	0	0	0	1.7	1	0	1	1	0	0	0	7.0	
USC Upstate	12/19/13	20	3-9	.333	2-8	.250	0-0	.000	0	2	2	1.7	0	0	2	2	0	1	8	7.1	
vs. Saint Mary's	12/22/13	29	2-6	.333	2-4	.500	2-2	1.000	0	2	2	1.8	0	3	1	0	1	8	7.3		
vs. Boise State	12/23/13	29	4-12	.333	2-7	.285	4-4	1.000	1	2	3	1.9	3	0	2	0	1	14	8.0		
vs. Akron	12/25/13	* 30	3-8	.375	2-4	.500	4-4	1.000	1	3	4	2.1	2	0	2	0	0	1	12	8.4	
Akron	12/28/13	* 33	8-17	.470	6-9	.667	2-2	1.000	0	1	1	2.0	0	0	1	0	0	0	24	9.8	
Marshall	12/30/13	* 20	7-11	.636	3-5	.600	1-1	1.000	0	1	1	1.9	0	0	3	2	0	1	18	10.5	
SC State	1/3/14	* 30	6-7	.857	2-3	.667	5-5	1.000	0	0	0	1.8	1	0	3	0	0	0	19	11.2	
at Florida	1/8/14	* 25	4-10	.400	2-6	.333	0-0	.000	0	1	1	1.7	1	0	1	2	0	3	10	11.1	
LSU	1/11/14	* 35	3-13	.231	2-7	.286	3-4	.750	0	3	3	1.8	2	0	2	4	0	2	11	11.1	
at Texas A&M	1/15/14																				
Ole Miss	1/18/14																				
at Georgia	1/22/14																				
at Missouri	1/25/14																				
Texas A&M	1/29/14																				
at Ole Miss	2/1/14																				
Auburn	2/5/14																				
at Tennessee	2/8/14																				
Vanderbilt	2/12/14																				
Alabama	2/15/14																				
at Arkansas	2/19/14																				
Georgia	2/22/14																				
at Auburn	2/26/14																				
Kentucky	3/1/14																				
Florida	3/4/14																				
at Miss. State	3/8/14																				

## SEASON NOTES

Scored 10 points, hitting 7-of-8 from the free throw line in exhibition vs. USC Aiken (Nov. 3) ... Scored 14 points off the bench in season opener vs. Longwood (Nov. 9) ... Just one rebound shy of matching career high vs. the Lancers ... Posted 12 points, including a perfect 4-of-4 effort from the free throw line at Baylor (Nov. 12) ... Struggled from the floor at Clemson (Nov. 17), going 0-of-5 from the field ... Hit 4-of-8 attempts, including two 3s, and all six attempts from the free throw line for 16 points, while adding two assists and two steals vs. FIU (Nov. 24) ... After struggling in consecutive games, scored eight points, and dished two assists in 20 minutes vs. USC Upstate (Dec. 19) ... Was solid at Diamond Head Classic, scoring eight points vs. Saint Mary's (Dec. 22), followed by a team high 14 vs. Boise State (Dec. 23) and 12 vs. Akron (Dec. 25) ... Posted two 3s in each game at the Classic, and pulled down four rebounds vs. the Zips in third-place game ... Scored a season high, his third-career 20-point game with 24 points in win vs. Akron (Dec. 28) in second meeting between two schools ... Matched career high with six made 3s in the contest, and tied John Roche's school record for consecutive free throws at 41 ... Foul trouble midway through the first half vs. Marshall (Dec. 30), but finished the game with a team high 18 points, including setting SC record for consecutive free throws made with 42 ... Scored a team-high 19 points on 6-7 shooting from the field vs. SC State (Jan. 3) including 2-3 from 3, while extending SC consecutive free throw record to 47 after going 5-5 from the line ... Posted 10 points on 4-of-10 shooting and recording a season high three steals at No. 10/11 Florida (Jan. 8) ... Scored 11 points to go along with two assists and two steals vs. LSU (Jan. 11) ...

## CAREER STATISTICS

Season	GP-GS	Min	Avg	FG	FGA	Pct	3FG	3FGA	Pct	FT	FTA	Pct	Off	Def	Tot	Avg	PF	FO	Ast	TO	Blk	Stl	Pts	Avg
2011-12	23-0	323	14.0	46	117	.393	26	66	.394	23	28	.821	4	15	19	0.8	27	1	13	19	2	15	141	6.1
2012-13	31-7	652	21.0	105	238	.441	50	126	.397	80	95	.842	9	47	56	1.8	44	1	42	37	4	22	340	11.0
2013-14	15-6	347	23.1	52	125	.416	29	73	.397	33	34	.971	3	24	27	1.8	20	0	23	16	0	13	166	11.1
<b>Totals</b>	<b>69-13</b>	<b>1322</b>	<b>19.2</b>	<b>203</b>	<b>480</b>	<b>.423</b>	<b>105</b>	<b>265</b>	<b>.396</b>	<b>136</b>	<b>157</b>	<b>.866</b>	<b>16</b>	<b>86</b>	<b>102</b>	<b>1.5</b>	<b>91</b>	<b>2</b>	<b>78</b>	<b>72</b>	<b>6</b>	<b>50</b>	<b>647</b>	<b>9.4</b>

## CAREER SEC STATISTICS

Season	GP-GS	Min	Avg	FG	FGA	Pct	3FG	3FGA	Pct	FT	FTA	Pct	Off	Def	Tot	Avg	PF	FO	Ast	TO	Blk	Stl	Pts	Avg
2012	15-0	230	15.3	32	83	.386	20	50	.400	11	14	.786	4	12	16	1.1	20	1	7	10	2	7	95	6.3
2013	17-1	305	17.9	50	127	.394	25	66	.379	39	44	.886	5	24	29	1.7	22	1	20	15	0	10	164	9.6
2014	2-2	60	30.0	7	23	.304	4	13	.308	3	4	.750	0	4	4	2.0	5	0	3	6	0	5	21	10.5
<b>Totals</b>	<b>34-3</b>	<b>595</b>	<b>17.5</b>	<b>89</b>	<b>233</b>	<b>.382</b>	<b>49</b>	<b>129</b>	<b>.380</b>	<b>53</b>	<b>62</b>	<b>.855</b>	<b>9</b>	<b>40</b>	<b>49</b>	<b>1.4</b>	<b>47</b>	<b>2</b>	<b>30</b>	<b>41</b>	<b>2</b>	<b>22</b>	<b>280</b>	<b>8.2</b>



# #4 - TYRONE JOHNSON

**JUNIOR | GUARD | 6'3" | 194 | 1VL**  
**PLAINFIELD, N.J./MONTROSE CHRISTIAN**  
**SCHOOL/VILLANOVA**

## 2013-14

Opponent	Date	GS	Min	FG-FGA	Pct	3FG-FGA	Pct	FT-FTA	Pct	Off	Def	Tot	Avg	PF	FO	A	TO	Blk	Stl	Pts	Avg
Longwood	11/9/13	*	24	6-9	.667	0-1	.000	6-7	.857	0	2	2	2.0	2	0	2	4	1	1	18	18.0
at Baylor	11/12/13	*	33	1-7	.142	0-0	.000	6-9	.667	0	4	4	3.0	2	0	8	2	0	2	8	13.0
at Clemson	11/17/13	*	32	2-11	.181	0-2	.000	1-2	.500	1	2	3	3.0	2	0	2	2	0	1	5	10.3
Fla. International	11/24/13	*	37	5-10	.500	1-2	.500	7-8	.875	0	0	0	2.3	1	0	7	1	0	1	18	12.3
at Oklahoma St.	12/6/13	*	29	4-9	.444	1-2	.500	3-4	.750	1	2	3	2.4	1	0	3	2	0	0	12	12.2
Manhattan	12/17/13	*	27	3-8	.375	0-0	.000	6-11	.545	1	1	2	2.3	2	0	3	3	0	0	12	12.2
USC Upstate	12/19/13	*	27	2-6	.333	0-1	.000	7-8	.875	1	2	4	2.6	1	0	3	2	0	1	11	12.0
vs. Saint Mary's	12/22/13	*	36	6-9	.667	1-1	1.000	3-4	.750	0	3	3	2.6	3	0	3	4	0	0	16	12.5
vs. Boise State	12/23/13	*	21	2-7	.285	0-3	.000	1-2	.500	0	1	1	2.4	0	0	3	0	0	0	5	11.7
vs. Akron	12/25/13		22	2-8	.250	0-0	.000	6-6	1.000	1	4	5	2.7	3	0	5	2	0	0	10	11.5
Akron	12/28/13		20	1-4	.250	0-0	.000	0-0	.000	0	2	2	2.6	0	0	5	0	0	2	10.6	
Marshall	12/30/13		30	6-10	.600	2-2	1.000	4-6	.667	0	3	3	2.7	1	0	3	1	0	0	18	11.3
SC State	1/3/14		24	5-9	.556	2-2	1.000	5-7	.714	0	1	1	2.5	2	0	1	0	0	0	17	11.7
at Florida	1/8/14		27	3-10	.300	0-0	.000	6-7	.857	3	3	6	2.8	1	0	2	3	0	0	12	11.7
LSU	1/11/14		28	4-13	.308	1-1	1.000	6-8	.750	1	4	5	2.9	3	0	3	3	0	1	15	11.9
at Texas A&M	1/15/14																				
Ole Miss	1/18/14																				
at Georgia	1/22/14																				
at Missouri	1/25/14																				
Texas A&M	1/29/14																				
at Ole Miss	2/1/14																				
Auburn	2/5/14																				
at Tennessee	2/8/14																				
Vanderbilt	2/12/14																				
Alabama	2/15/14																				
at Arkansas	2/19/14																				
Georgia	2/22/14																				
at Auburn	2/26/14																				
Kentucky	3/1/14																				
Florida	3/4/14																				
at Miss. State	3/8/14																				

## CAREER STATISTICS

Season	GP-GS	Min	Avg	FG	FGA	Pct	3FG	3FGA	Pct	FT	FTA	Pct	Off	Def	Tot	Avg	PF	FO	Ast	TO	Blk	Stl	Pts	Avg
2011-12*	32-9	567	17.7	33	106	.311	6	26	.230	35	40	.875	2	31	33	1.0	47	2	65	58	2	19	107	3.3
2012-13	DNP - Transfer																							
2013-14	15-9	417	27.8	52	139	.400	8	17	.471	67	89	.753	9	35	44	2.9	24	0	53	29	1	10	179	11.9
<b>Totals</b>	<b>47-18</b>	<b>984</b>	<b>20.9</b>	<b>85</b>	<b>236</b>	<b>.360</b>	<b>14</b>	<b>43</b>	<b>.326</b>	<b>102</b>	<b>129</b>	<b>.791</b>	<b>11</b>	<b>66</b>	<b>77</b>	<b>1.6</b>	<b>71</b>	<b>2</b>	<b>118</b>	<b>87</b>	<b>3</b>	<b>29</b>	<b>286</b>	<b>6.1</b>

\* indicates at Villanova

## CAREER SEC STATISTICS

Season	GP-GS	Min	Avg	FG	FGA	Pct	3FG	3FGA	Pct	FT	FTA	Pct	Off	Def	Tot	Avg	PF	FO	Ast	TO	Blk	Stl	Pts	Avg
2014	2-0	55	27.5	7	23	.304	1	1	1.000	12	15	.800	4	7	11	5.5	4	0	5	6	0	1	27	13.5

## JOHNSON'S CAREER HIGHS

**POINTS**  
18, 3x, last vs. Marshall (Dec. 30, 2013)

**FIELD GOALS**  
6, 3x, last vs. Marshall (Dec. 30, 2013)

**FIELD GOAL ATTEMPTS**  
13, twice, last vs. LSU (Jan. 11, 2014)

**3-POINT FIELD GOALS**  
2, 3x, last vs. SC State (Jan. 3, 2014)

**3-POINT FIELD GOAL ATTEMPTS**  
3, 3x, last vs. Boise State (Dec. 23, 2013)

**FREE THROWS**  
7, twice, last vs. USC Upstate (Dec. 19, 2013)

**FREE THROW ATTEMPTS**  
11, vs. Manhattan (Dec. 17, 2013)

**REBOUNDS**  
6, at Florida (Jan. 8, 2014)

**ASSISTS**  
8, at Baylor (Nov. 12, 2013)

**BLOCKS**  
1, 3x, vs. Longwood (Nov. 9, 2013)

**STEALS**  
4, vs. USF (Feb. 15, 2012)

**MINUTES PLAYED**  
41, vs. UCONN (Feb. 20, 2012)

## JOHNSON'S SEASON HIGHS

**POINTS**  
18, 3x, last vs. Marshall (Dec. 30, 2013)

**FIELD GOALS**  
6, 3x, last vs. Marshall (Dec. 30, 2013)

**FIELD GOAL ATTEMPTS**  
13, vs. LSU (Jan. 11, 2014)

**3-POINT FIELD GOALS**  
2, twice, last vs. SC State (Jan. 3, 2014)

**3-POINT FIELD GOAL ATTEMPTS**  
3, vs. Boise State (Dec. 23, 2013)

**FREE THROWS**  
7, twice, last vs. USC Upstate (Dec. 19, 2013)

**FREE THROW ATTEMPTS**  
11, vs. Manhattan (Dec. 17, 2013)

**REBOUNDS**  
6, at Florida (Jan. 8, 2014)

**ASSISTS**  
8, at Baylor (Nov. 12, 2013)

**BLOCKS**  
1, vs. Longwood (Nov. 9, 2013)

**STEALS**  
2, twice, last vs. Akron (Dec. 28, 2013)

**MINUTES PLAYED**  
37, vs. FIU (Nov. 24, 2013)

## SEASON NOTES

Semester transfer from Villanova ... Received waiver from NCAA on Nov. 8 to play effective immediately ... Scored a game high 18 points on 6-of-9 shooting and a 6-of-7 effort from the free throw line in season opener vs. Longwood (Nov. 9), which was first regular season competition since the 2011-12 campaign at Villanova ... Struggled from the floor, hitting just 1-of-7 attempts, but dished a career high eight assists at Baylor (Nov. 12) ... Struggled from the floor at Clemson (Nov. 17), hitting just 2-of-11 attempts ... Matched career high with 18 points, hitting 7-of-8 from the free throw line, and nearly matching career high with seven assists in win vs. FIU (Nov. 24) ... Posted 12 points and three assists at No. 9/11 Oklahoma State (Dec. 6) ... Posted 12 points, and dished three assists vs. Manhattan (Dec. 17) ... Scored 11 points and dished three assists, matching season high with four rebounds vs. USC Upstate (Dec. 19) ... Solid at Diamond Head Classic, scoring in double figures in two of three games, including a team high 16 points in win vs. Saint Mary's (Dec. 22) ... Also scored 10 points, hitting 6-of-6 from the free throw line, in win vs. Akron (Dec. 25) ... Matched season high with two steals vs. Akron (Dec. 28) ... Matched career high for the third time this season with 18 points off the bench in win vs. Marshall (Dec. 30) ... Was one point shy of his career high vs. SC State (Jan. 3), scoring 17 points, hitting 5-of-9 attempts while coming off the bench ... Hit 3-of-10 attempts from the field at Florida (Jan. 8), but went 6-of-7 from the line for a team-high 12 points, while grabbing a season-high 6 rebounds ... Posted 15 points, hitting 6-8 from the foul line, as he pulled down five rebounds and had three assists vs. LSU (Jan. 11) ...



## #24 - MICHAEL CARRERA

SOPHOMORE | FORWARD | 6'5" | 214 | 1VL  
 ANZOÁTEGUI, VENEZUELA / MONTROSE CHRISTIAN

### CARRERA'S CAREER HIGHS

- POINTS**  
23, vs. LSU (Jan. 16, 2013)
- FIELD GOALS**  
7, vs. LSU (Jan. 16, 2013)
- FIELD GOAL ATTEMPTS**  
13, twice, last vs. Texas A&M (March 2, 2013)
- 3-POINT FIELD GOALS**  
2, 3x, last vs. Longwood (Nov. 9, 2013)
- 3-POINT FIELD GOAL ATTEMPTS**  
5, vs. Longwood (Nov. 9, 2013)
- FREE THROWS**  
9, vs. LSU (Jan. 16, 2013)
- FREE THROW ATTEMPTS**  
10, vs. LSU (Jan. 16, 2013)
- REBOUNDS**  
15, vs. Milwaukee (Nov. 1, 2012)
- ASSISTS**  
5, vs. Auburn (Jan. 12, 2013)
- BLOCKS**  
4, vs. Marshall (Dec. 30, 2013)
- STEALS**  
3, vs. Georgia (Feb. 2, 2013)
- MINUTES PLAYED**  
36, vs. LSU (Jan. 16, 2013)

### CARRERA'S SEASON HIGHS

- POINTS**  
13, vs. Akron (Dec. 28, 2013)
- FIELD GOALS**  
5, twice, last vs. Akron (Dec. 28, 2013)
- FIELD GOAL ATTEMPTS**  
9, twice, last vs. Akron (Dec. 28, 2013)
- 3-POINT FIELD GOALS**  
2, vs. Longwood (Nov. 9, 2013)
- 3-POINT FIELD GOAL ATTEMPTS**  
5, vs. Longwood (Nov. 9, 2013)
- FREE THROWS**  
6, at Baylor (Nov. 12, 2013)
- FREE THROW ATTEMPTS**  
6, at Baylor (Nov. 12, 2013)
- REBOUNDS**  
9, vs. Longwood (Nov. 9, 2013)
- ASSISTS**  
2, twice, last vs. Akron (Dec. 28, 2013)
- BLOCKS**  
4, vs. Marshall (Dec. 30, 2013)
- STEALS**  
2, 3x, last vs. LSU (Jan. 11, 2014)
- MINUTES PLAYED**  
25, vs. Longwood (Nov. 9, 2013)

### 2013-14

Opponent	Date	GS	Min	FG-FGA	Pct	3FG-FGA	Pct	FT-FTA	Pct	Off	Def	Tot	Avg	PF	FO	A	TO	Blk	Stl	Pts	Avg
Longwood	11/9/13	25	4-7	.571	2-5	.400	2-4	.500	2	7	9	9.0	3	0	1	0	2	2	12	12.0	
at Baylor	11/12/13	* 23	1-5	.200	0-1	.000	6-6	1.000	4	3	7	8.0	4	0	2	0	1	0	8	10.0	
at Clemson	11/17/13	21	4-9	.444	0-2	.000	1-3	.333	1	1	2	6.0	1	0	0	1	0	2	9	9.7	
Fla. International	11/24/13	* 22	1-6	.167	1-4	.250	0-1	.000	1	4	5	5.8	0	0	0	2	2	1	3	8.0	
at Oklahoma St.	12/6/13	* 17	0-4	.000	0-0	.000	1-2	.500	3	4	7	6.0	2	0	0	6	1	1	1	6.6	
Manhattan	12/17/13	14	3-8	.375	0-0	.000	4-4	1.000	3	1	4	5.7	4	0	1	0	0	1	10	7.2	
USC Upstate	12/19/13	-	-	-	-	-	-	-	-	-	-	-	-	-	-	-	-	-	-	-	-
vs. Saint Mary's	12/22/13	9	1-1	1.000	0-0	.000	1-2	.500	0	0	0	4.9	2	0	0	1	1	0	3	6.6	
vs. Boise State	12/23/13	7	2-3	.667	0-0	.000	4-5	.800	1	0	1	4.4	1	0	0	0	0	0	8	6.8	
vs. Akron	12/25/13	19	5-8	.625	0-1	.000	0-0	.000	2	3	5	4.4	2	0	0	1	0	0	10	7.1	
at Akron	12/28/13	18	5-9	.625	0-1	.000	3-4	.750	3	4	7	4.7	2	0	2	1	0	0	13	7.7	
Marshall	12/30/13	22	3-4	.750	0-0	.000	2-2	1.000	2	3	5	4.7	3	0	1	3	4	1	8	7.7	
SC State	1/3/14	16	0-2	.000	0-0	.000	1-2	.500	0	0	0	4.3	3	0	0	1	2	0	1	7.2	
at Florida	1/8/14	16	1-3	.333	0-0	.000	1-2	.500	2	2	4	5.7	0	0	1	1	0	0	3	6.8	
LSU	1/11/14	20	2-3	.667	0-0	.000	1-3	.333	0	2	2	4.1	3	0	0	2	2	2	5	6.7	
at Texas A&M	1/15/14																				
Ole Miss	1/18/14																				
at Georgia	1/22/14																				
at Missouri	1/25/14																				
Texas A&M	1/29/14																				
at Ole Miss	2/1/14																				
Auburn	2/5/14																				
at Tennessee	2/8/14																				
Vanderbilt	2/12/14																				
Alabama	2/15/14																				
at Arkansas	2/19/14																				
Georgia	2/22/14																				
at Auburn	2/26/14																				
Kentucky	3/1/14																				
Florida	3/4/14																				
at Miss. State	3/8/14																				

### SEASON NOTES

Scored 14 points and collected five rebounds in exhibition vs. USC Aiken (Nov. 3) ... Scored 12 points and just one rebound shy of a double-double with nine boards in season opener vs. Longwood (Nov. 9) ... Matched career high with two made 3s vs. the Lancers, also a team high two blocks and two steals ... Scored nine points off the bench at Clemson (Nov. 17), collected just two rebounds ... Blocked a team high two shots vs. FIU (Nov. 24) ... Struggled at No. 9/11 Oklahoma State (Dec. 6), posting four turnovers, with one point and a team high seven rebounds ... Scored 10 points vs. Manhattan (Dec. 17) ... Was suspended for the USC Upstate contest due to his involvement in a post-game altercation following the Dec. 17 Manhattan contest ... Returned from suspension vs. Saint Mary's (Dec. 22) ... Scored eight points in seven minutes vs. Boise State (Dec. 23) ... Posted 10 points and five rebounds in win vs. Akron at the Diamond Head Classic (Dec. 25) ... Posted a season high 13 points in win vs. Akron (Dec. 28) ... Led team with seven rebounds in home contest vs. the Zips ... Scored eight points and collected five rebounds, with a career high four blocks vs. Marshall (Dec. 30) ... Posted a team high two blocked shots vs. SC State (Jan. 3) ... Pulled down four rebounds to go with three points at No. 10/11 Florida (Jan. 8) ... Recorded two blocks and two steals vs. LSU (Jan. 11) to go with five points ...

### CAREER STATISTICS

Season	GP-GS	Min	Avg	FG	FGA	Pct	3FG	3FGA	Pct	FT	FTA	Pct	Off	Def	Tot	Avg	PF	FO	Ast	TO	Blk	Stl	Pts	Avg
2012-13	27-22	572	21.2	89	201	.443	7	20	.350	83	112	.741	80	115	195	7.2	85	5	17	51	17	9	268	9.9
2013-14	14-3	249	17.8	32	72	.444	3	14	.214	27	40	.675	24	34	58	4.1	30	0	8	19	15	10	94	6.7
<b>Totals</b>	<b>41-25</b>	<b>821</b>	<b>20.0</b>	<b>121</b>	<b>273</b>	<b>.443</b>	<b>10</b>	<b>34</b>	<b>.294</b>	<b>110</b>	<b>152</b>	<b>.724</b>	<b>104</b>	<b>149</b>	<b>253</b>	<b>6.2</b>	<b>115</b>	<b>5</b>	<b>25</b>	<b>70</b>	<b>32</b>	<b>19</b>	<b>362</b>	<b>8.8</b>

### CAREER SEC STATISTICS

Season	GP-GS	Min	Avg	FG	FGA	Pct	3FG	3FGA	Pct	FT	FTA	Pct	Off	Def	Tot	Avg	PF	FO	Ast	TO	Blk	Stl	Pts	Avg
2013	18-15	394	21.9	59	139	.424	5	15	.333	53	74	.716	54	77	131	7.3	57	4	11	32	8	8	176	9.8
2014	2-0	36	18.0	3	6	.500	0	0	.000	2	5	.400	2	4	6	3.0	3	0	1	3	2	2	8	4.0
<b>Totals</b>	<b>20-15</b>	<b>430</b>	<b>21.5</b>	<b>62</b>	<b>145</b>	<b>.428</b>	<b>5</b>	<b>15</b>	<b>.333</b>	<b>55</b>	<b>79</b>	<b>.696</b>	<b>56</b>	<b>81</b>	<b>137</b>	<b>6.9</b>	<b>60</b>	<b>4</b>	<b>12</b>	<b>35</b>	<b>10</b>	<b>10</b>	<b>184</b>	<b>9.2</b>



## #14 - LAIMONAS CHATKEVICIUS

SO. | FORWARD | 6'11" | 250 | 1VL  
 KLAIPEDA, LITHUANIA/SOUTH KENT SCHOOL  
 (CONN.)

### CHATKEVICIUS' CAREER HIGHS

**POINTS**  
 12 vs. Saint Mary's (Dec. 22, 2013)

**FIELD GOALS**  
 5, twice, last vs. Saint Mary's (Dec. 22, 2013)

**FIELD GOAL ATTEMPTS**  
 9, vs. Miss. State (March 13, 2013)

**3-POINT FIELD GOALS**  
 1, 3x, last vs. Vandy (March 9, 2013)

**3-POINT FIELD GOAL ATTEMPTS**  
 2, twice, last vs. Miss. State (March 13, 2013)

**FREE THROWS**  
 4, vs. Missouri (Jan. 22, 2013)

**FREE THROW ATTEMPTS**  
 7, vs. Alabama (Feb. 16, 2013)

**REBOUNDS**  
 10, vs. Georgia (Feb. 23, 2013)

**ASSISTS**  
 4, vs. Jacksonville (Dec. 7, 2012)

**BLOCKS**  
 3, vs. Georgia (Feb. 23, 2013)

**STEALS**  
 1, 4x, last vs. LSU (Jan. 11, 2014)

**MINUTES PLAYED**  
 34, vs. Georgia (Feb. 23, 2013)

### CHATKEVICIUS' SEASON HIGHS

**POINTS**  
 12 vs. Saint Mary's (Dec. 22, 2013)

**FIELD GOALS**  
 5 vs. Saint Mary's (Dec. 22, 2013)

**FIELD GOAL ATTEMPTS**  
 6, 3x, last vs. Saint Mary's (Dec. 22, 2013)

**3-POINT FIELD GOALS**  
 -

**3-POINT FIELD GOAL ATTEMPTS**  
 -

**FREE THROWS**  
 2, vs. Saint Mary's (Dec. 22, 2013)

**FREE THROW ATTEMPTS**  
 4, vs. Saint Mary's (Dec. 22, 2013)

**REBOUNDS**  
 7, vs. Saint Mary's (Dec. 22, 2013)

**ASSISTS**  
 1, 3x, last vs. Akron (Dec. 25, 2013)

**BLOCKS**  
 2 vs. Boise State (Dec. 23, 2013)

**STEALS**  
 1, 4x, last vs. LSU (Jan. 11, 2014)

**MINUTES PLAYED**  
 21, vs. Saint Mary's (Dec. 22, 2013)

### 2013-14

Opponent	Date	GS	Min	FG-FGA	Pct	3FG-FGA	Pct	FT-FTA	Pct	Off	Def	Tot	Avg	PF	FO	A	TO	Blk	Stl	Pts	Avg
Longwood	11/9/13	8	1-1	1.000	0-0	.000	0-0	.000	1	3	4	4.0	0	0	0	0	1	0	2	2.0	
at Baylor	11/12/13	14	1-3	.333	0-0	.000	0-0	.000	0	2	2	3.0	2	0	0	1	1	1	2	2.0	
at Clemson	11/17/13	10	2-3	.667	0-0	.000	0-0	.000	2	0	2	2.7	3	0	0	1	1	0	4	2.7	
Fla. International	11/24/13	-	-	-	-	-	-	-	-DNP - Coaches Decision-												
at Oklahoma St.	12/6/13	6	0-0	.000	0-0	.000	0-0	.000	0	1	1	2.3	0	0	0	0	0	0	0	2.0	
Manhattan	12/17/13	16	3-6	.500	0-0	.000	1-2	.500	1	3	4	2.6	2	0	0	0	0	0	7	3.0	
USC Upstate	12/19/13	12	3-6	.500	0-0	.000	0-0	.000	2	4	6	3.2	4	0	0	0	0	1	6	3.5	
vs. Saint Mary's	12/22/13	21	5-6	.833	0-0	.000	2-4	.500	2	5	7	3.7	4	0	0	2	1	1	12	4.7	
vs. Boise State	12/23/13	13	1-2	.500	0-0	.000	0-0	.000	1	5	6	4.0	2	0	1	2	2	0	2	4.4	
vs. Akron	12/25/13	10	1-3	.333	0-0	.000	0-0	.000	2	2	4	4.0	1	0	1	0	0	0	2	4.1	
Akron	12/28/13	3	0-0	.000	0-0	.000	0-0	.000	1	0	1	3.7	1	0	0	0	0	0	0	3.7	
Marshall	12/30/13	8	1-3	.333	0-0	.000	0-0	.000	1	1	2	3.5	1	0	0	0	0	0	2	3.5	
SC State	1/3/14	4	3-3	1.000	0-0	.000	0-0	.000	1	1	2	3.4	1	0	0	0	0	0	6	3.8	
at Florida	1/8/14	2	0-0	.000	0-0	.000	0-0	.000	0	0	0	3.2	0	0	0	1	0	0	0	3.5	
LSU	1/11/14	10	1-1	1.000	0-0	.000	0-0	.000	0	3	3	3.1	1	0	0	1	0	1	2	3.4	
at Texas A&M	1/15/14																				
Ole Miss	1/18/14																				
at Georgia	1/22/14																				
at Missouri	1/25/14																				
Texas A&M	1/29/14																				
at Ole Miss	2/1/14																				
Auburn	2/5/14																				
at Tennessee	2/8/14																				
Vanderbilt	2/12/14																				
Alabama	2/15/14																				
at Arkansas	2/19/14																				
Georgia	2/22/14																				
at Auburn	2/26/14																				
Kentucky	3/1/14																				
Florida	3/4/14																				
at Miss. State	3/8/14																				

### SEASON NOTES

Posted a double-double with 10 points and 11 rebounds in exhibition contest vs. USC Aiken (Nov. 3) ... Scored his only attempt and blocked one shot in season opener vs. Longwood (Nov. 9) ... Scored two points and pulled down two rebounds, with one block and a steal at Baylor (Nov. 12) ... Scored four points, hitting 2-of-3 attempts at Clemson (Nov. 17) ... Scored a season high seven points, collecting four rebounds, vs. Manhattan (Dec. 17) ... Scored six points and pulled down six rebounds in just 12 minutes vs. USC Upstate (Dec. 19) ... Played very well at Diamond Head Classic, posting a career high 12 points and season high seven rebounds in win vs. Saint Mary's (Dec. 22) to open tournament play ... Scored two points and collected a team high six rebounds vs. Boise State (Dec. 23) and contributed two points and four rebounds vs. Akron (Dec. 25) ... Collected six points in four minutes going 3-of-3 from the field vs. SC State (Jan. 3) ... Pulled down three rebounds and recorded a steal vs. LSU (Jan. 11) ...

### CAREER STATISTICS

Season	GP-GS	Min	Avg	FG	FGA	Pct	3FG	3FGA	Pct	FT	FTA	Pct	Off	Def	Tot	Avg	PF	FO	Ast	TO	Blk	Stl	Pts	Avg
2012-13	23-10	304	13.2	38	85	.447	3	10	.300	22	36	.611	28	46	74	3.2	42	1	12	32	13	3	101	4.4
2013-14	14-0	137	9.8	22	37	.595	0	0	.000	3	6	.500	14	30	44	3.1	22	0	3	8	6	4	47	3.4
<b>Totals</b>	<b>37-10</b>	<b>441</b>	<b>11.9</b>	<b>60</b>	<b>122</b>	<b>.492</b>	<b>3</b>	<b>10</b>	<b>.300</b>	<b>25</b>	<b>42</b>	<b>.595</b>	<b>42</b>	<b>76</b>	<b>118</b>	<b>3.2</b>	<b>64</b>	<b>1</b>	<b>15</b>	<b>40</b>	<b>19</b>	<b>7</b>	<b>148</b>	<b>4.0</b>

### CAREER SEC STATISTICS

Season	GP-GS	Min	Avg	FG	FGA	Pct	3FG	3FGA	Pct	FT	FTA	Pct	Off	Def	Tot	Avg	PF	FO	Ast	TO	Blk	Stl	Pts	Avg
2013	15-10	213	14.2	23	59	.390	2	7	.286	19	28	.679	17	35	52	3.5	30	1	5	22	11	2	67	4.5
2014	2-0	14	6.0	1	1	1.000	0	0	.000	0	0	.000	0	3	3	1.5	0	0	0	2	0	1	2	1.0
<b>Totals</b>	<b>17-10</b>	<b>225</b>	<b>13.2</b>	<b>24</b>	<b>60</b>	<b>.400</b>	<b>2</b>	<b>7</b>	<b>.286</b>	<b>19</b>	<b>28</b>	<b>.679</b>	<b>17</b>	<b>38</b>	<b>55</b>	<b>3.2</b>	<b>31</b>	<b>1</b>	<b>5</b>	<b>23</b>	<b>11</b>	<b>3</b>	<b>69</b>	<b>4.1</b>



## #12 - AUSTIN CONSTABLE

SOPHOMORE | GUARD | 5'11" | 180 | 1VL

WEST CHESTER, PA./HENDERSON

### CONSTABLE'S CAREER HIGHS

<b>POINTS</b>	-
<b>FIELD GOALS</b>	-
<b>FIELD GOAL ATTEMPTS</b>	2, twice, last vs. Marshall (Dec. 30, 2013)
<b>3-POINT FIELD GOALS</b>	-
<b>3-POINT FIELD GOAL ATTEMPTS</b>	1, twice, last vs. Marshall (Dec. 30, 2013)
<b>FREE THROWS</b>	-
<b>FREE THROW ATTEMPTS</b>	-
<b>REBOUNDS</b>	-
<b>ASSISTS</b>	-
<b>BLOCKS</b>	-
<b>STEALS</b>	-
<b>MINUTES PLAYED</b>	2, 3x, last vs. Marshall (Dec. 30, 2013)

### CONSTABLE'S SEASON HIGHS

<b>POINTS</b>	-
<b>FIELD GOALS</b>	-
<b>FIELD GOAL ATTEMPTS</b>	2, vs. Marshall (Dec. 30, 2013)
<b>3-POINT FIELD GOALS</b>	-
<b>3-POINT FIELD GOAL ATTEMPTS</b>	1, vs. Marshall (Dec. 30, 2013)
<b>FREE THROWS</b>	-
<b>FREE THROW ATTEMPTS</b>	-
<b>REBOUNDS</b>	-
<b>ASSISTS</b>	-
<b>BLOCKS</b>	-
<b>STEALS</b>	1, vs. Marshall (Dec. 30, 2013)
<b>MINUTES PLAYED</b>	2, twice, last vs. Marshall (Dec. 30, 2013)

### 2013-14

Opponent	Date	GS	Min	FG-FGA	Pct	3FG-FGA	Pct	FT-FTA	Pct	Off	Def	Tot	Avg	Pf	FO	A	TO	Blk	Stl	Pts	Avg	
Longwood	11/9/13	-	-	-	-	-	-	-	-	-	-	-	-	-	-	-	-	-	-	-	-	-
at Baylor	11/12/13	-	-	-	-	-	-	-	-	-	-	-	-	-	-	-	-	-	-	-	-	-
at Clemson	11/17/13	-	-	-	-	-	-	-	-	-	-	-	-	-	-	-	-	-	-	-	-	-
Fla. International	11/24/13	-	-	-	-	-	-	-	-	-	-	-	-	-	-	-	-	-	-	-	-	-
at Oklahoma St.	12/6/13	-	-	-	-	-	-	-	-	-	-	-	-	-	-	-	-	-	-	-	-	-
Marquette	12/17/13	-	-	-	-	-	-	-	-	-	-	-	-	-	-	-	-	-	-	-	-	-
USC Upstate	12/19/13	-	-	-	-	-	-	-	-	-	-	-	-	-	-	-	-	-	-	-	-	-
vs. Saint Mary's	12/22/13	-	-	-	-	-	-	-	-	-	-	-	-	-	-	-	-	-	-	-	-	-
vs. Boise State	12/23/13	-	-	-	-	-	-	-	-	-	-	-	-	-	-	-	-	-	-	-	-	-
vs. Akron	12/25/13	-	-	-	-	-	-	-	-	-	-	-	-	-	-	-	-	-	-	-	-	-
Akron	12/28/13	2	0-0	.000	0-0	.000	0-0	.000	0-0	0	0	0	0.0	0	0	0	0	0	0	0	0	0.0
Marshall	12/30/13	2	0-2	.000	0-1	.000	0-0	.000	0-0	0	0	0	0.0	0	0	0	0	0	1	0	0	0.0
SC State	1/3/14	-	-	-	-	-	-	-	-	-	-	-	-	-	-	-	-	-	-	-	-	-
at Florida	1/8/14	-	-	-	-	-	-	-	-	-	-	-	-	-	-	-	-	-	-	-	-	-
LSU	1/11/14	-	-	-	-	-	-	-	-	-	-	-	-	-	-	-	-	-	-	-	-	-
at Texas A&M	1/15/14	-	-	-	-	-	-	-	-	-	-	-	-	-	-	-	-	-	-	-	-	-
Ole Miss	1/18/14	-	-	-	-	-	-	-	-	-	-	-	-	-	-	-	-	-	-	-	-	-
at Georgia	1/22/14	-	-	-	-	-	-	-	-	-	-	-	-	-	-	-	-	-	-	-	-	-
at Missouri	1/25/14	-	-	-	-	-	-	-	-	-	-	-	-	-	-	-	-	-	-	-	-	-
Texas A&M	1/29/14	-	-	-	-	-	-	-	-	-	-	-	-	-	-	-	-	-	-	-	-	-
at Ole Miss	2/1/14	-	-	-	-	-	-	-	-	-	-	-	-	-	-	-	-	-	-	-	-	-
Auburn	2/5/14	-	-	-	-	-	-	-	-	-	-	-	-	-	-	-	-	-	-	-	-	-
at Tennessee	2/8/14	-	-	-	-	-	-	-	-	-	-	-	-	-	-	-	-	-	-	-	-	-
Vanderbilt	2/12/14	-	-	-	-	-	-	-	-	-	-	-	-	-	-	-	-	-	-	-	-	-
Alabama	2/15/14	-	-	-	-	-	-	-	-	-	-	-	-	-	-	-	-	-	-	-	-	-
at Arkansas	2/19/14	-	-	-	-	-	-	-	-	-	-	-	-	-	-	-	-	-	-	-	-	-
Georgia	2/22/14	-	-	-	-	-	-	-	-	-	-	-	-	-	-	-	-	-	-	-	-	-
at Auburn	2/26/14	-	-	-	-	-	-	-	-	-	-	-	-	-	-	-	-	-	-	-	-	-
Kentucky	3/1/14	-	-	-	-	-	-	-	-	-	-	-	-	-	-	-	-	-	-	-	-	-
Florida	3/4/14	-	-	-	-	-	-	-	-	-	-	-	-	-	-	-	-	-	-	-	-	-
at Miss. State	3/8/14	-	-	-	-	-	-	-	-	-	-	-	-	-	-	-	-	-	-	-	-	-

### SEASON NOTES

Saw two minutes of action in win vs. Akron (Dec. 28) ... Collected a steal vs. Marshall (Dec. 30) ...

### CAREER STATISTICS

Season	GP-GS	Min	Avg	FG	FGA	Pct	3FG	3FGA	Pct	FT	FTA	Pct	Off	Def	Tot	Avg	Pf	FO	Ast	TO	Blk	Stl	Pts	Avg
2012-13	4-0	6	1.5	0	2	.000	0	1	.000	0	0	.000	1	0	1	0.3	0	0	0	1	0	0	0	0.0
2013-14	2-0	4	2.0	0	2	.000	0	1	.000	0	0	.000	0	0	0	0.0	1	0	0	0	0	1	0	0.0
<b>Totals</b>	<b>6-0</b>	<b>10</b>	<b>1.7</b>	<b>0</b>	<b>4</b>	<b>.000</b>	<b>0</b>	<b>2</b>	<b>.000</b>	<b>0</b>	<b>0</b>	<b>.000</b>	<b>1</b>	<b>0</b>	<b>1</b>	<b>0.2</b>	<b>1</b>	<b>0</b>	<b>0</b>	<b>1</b>	<b>0</b>	<b>1</b>	<b>0</b>	<b>0.0</b>

### CAREER SEC STATISTICS

Season	GP-GS	Min	Avg	FG	FGA	Pct	3FG	3FGA	Pct	FT	FTA	Pct	Off	Def	Tot	Avg	Pf	FO	Ast	TO	Blk	Stl	Pts	Avg
2013	1-0	1	1.0	0	0	.000	0	0	.000	0	0	.000	0	0	0	0.0	0	0	0	0	0	0	0	0.0
2014	0-0	0	0.0	0	0	.000	0	0	.000	0	0	.000	0	0	0	0.0	0	0	0	0	0	0	0	0.0
<b>Totals</b>	<b>1-0</b>	<b>1</b>	<b>1.0</b>	<b>0</b>	<b>0</b>	<b>.000</b>	<b>0</b>	<b>0</b>	<b>.000</b>	<b>0</b>	<b>0</b>	<b>.000</b>	<b>0</b>	<b>0</b>	<b>0</b>	<b>0.0</b>	<b>0</b>	<b>0</b>	<b>0</b>	<b>0</b>	<b>0</b>	<b>0</b>	<b>0</b>	<b>0.0</b>





## #25 - MINDAUGAS KACINAS

**SOPHOMORE | FORWARD | 6'7" | 210 | 1VL**  
**KLAIPEDA, LITHUANIA/WORD OF LIFE FIRE**  
**TRADITIONAL SCHOOL**

### KACINAS' CAREER HIGHS

**POINTS**  
18, vs. Rider (Nov. 19, 2012)

**FIELD GOALS**  
8, vs. Rider (Nov. 19, 2012)

**FIELD GOAL ATTEMPTS**  
11, 3x, last at Clemson (Nov. 13, 2013)

**3-POINT FIELD GOALS**  
1, 3 times, last vs. Clemson (Dec. 2, 2012)

**3-POINT FIELD GOAL ATTEMPTS**  
3, twice, last vs. App State (Dec. 19, 2012)

**FREE THROWS**  
6, vs. Milwaukee (Nov. 11, 2012)

**FREE THROW ATTEMPTS**  
8, vs. Milwaukee (Nov. 11, 2012)

**REBOUNDS**  
14, vs. Longwood (Nov. 9, 2013)

**ASSISTS**  
3, twice, last vs. App State (Dec. 19, 2012)

**BLOCKS**  
3, vs. Appalachian State (Dec. 19, 2012)

**STEALS**  
2, 3x, last vs. LSU (Jan. 11, 2014)

**MINUTES PLAYED**  
36, vs. USC Upstate (Dec. 19, 2013)

### KACINAS' SEASON HIGHS

**POINTS**  
12, at Clemson (Nov. 13, 2013)

**FIELD GOALS**  
6, at Clemson (Nov. 13, 2013)

**FIELD GOAL ATTEMPTS**  
11, at Clemson (Nov. 13, 2013)

**3-POINT FIELD GOALS**  
-

**3-POINT FIELD GOAL ATTEMPTS**  
1, vs. USC Upstate (Dec. 19, 2013)

**FREE THROWS**  
5, vs. Akron (Dec. 28, 2013)

**FREE THROW ATTEMPTS**  
6, 3x, last vs. LSU (Jan. 11, 2014)

**REBOUNDS**  
14, vs. Longwood (Nov. 9, 2013)

**ASSISTS**  
2, twice, last vs. Marshall (Dec. 30, 2013)

**BLOCKS**  
2, twice, last vs. Akron (Dec. 28, 2013)

**STEALS**  
2, 2x, last vs. LSU (Jan. 11, 2014)

**MINUTES PLAYED**  
36, vs. USC Upstate (Dec. 19, 2013)

### 2013-14

Opponent	Date	GS	Min	FG-FGA	Pct	3FG-FGA	Pct	FT-FTA	Pct	Off	Def	Tot	Avg	PF	FO	A	TO	Blk	Stl	Pts	Avg
Longwood	11/9/13	*	29	4-6	.667	0-0	.000	0-0	.000	5	9	14	14.0	2	0	0	3	2	0	8	8.0
at Baylor	11/12/13	*	18	1-2	.500	0-0	.000	0-0	.000	1	1	2	8.0	5	1	0	1	0	1	2	5.0
at Clemson	11/17/13	*	31	6-11	.545	0-0	.000	1-2	.500	7	5	12	9.3	4	0	0	2	0	1	13	7.7
Fla. International	11/24/13	*	35	3-5	.600	0-0	.000	3-4	.750	4	5	9	9.3	2	0	0	3	0	0	9	8.0
at Oklahoma St.	12/6/13	*	32	1-4	.250	0-0	.000	4-6	.667	3	2	5	8.4	4	0	0	4	0	1	6	7.6
Manhattan	12/17/13	*	24	3-4	.750	0-0	.000	1-4	.250	1	4	5	7.8	5	1	2	1	1	1	7	7.5
USC Upstate	12/19/13	*	36	2-5	.400	0-1	.000	1-2	.500	3	6	9	8.0	2	0	1	2	1	1	5	7.1
vs. Saint Mary's	12/22/13	*	14	2-3	.667	0-0	.000	2-3	.667	1	0	1	7.1	4	0	0	2	0	0	6	7.0
vs. Boise State	12/23/13	*	28	0-1	.000	0-0	.000	0-1	.000	1	2	3	6.7	2	0	1	3	0	0	0	6.2
vs. Akron	12/25/13	*	15	2-3	.667	0-0	.000	0-0	.000	0	0	0	6.0	3	0	0	0	0	1	4	6.0
Akron	12/28/13	*	26	3-5	.600	0-0	.000	5-5	1.000	1	1	2	5.6	4	0	0	3	2	2	11	6.5
Marshall	12/30/13	*	16	2-5	.400	0-0	.000	0-0	.000	3	2	5	5.6	3	0	2	2	0	1	4	6.3
SC State	1/3/14	*	28	0-0	.000	0-0	.000	3-6	.500	3	6	9	5.8	1	0	2	1	1	3	6.0	
at Florida	1/8/14	*	20	2-2	1.000	0-0	.000	2-2	1.000	2	2	4	5.7	4	0	0	3	0	0	6	6.0
LSU	1/11/14	*	22	0-2	.000	0-0	.000	4-6	.667	1	1	2	5.5	3	0	0	1	2	4	5.9	
at Texas A&M	1/15/14																				
Ole Miss	1/18/14																				
at Georgia	1/22/14																				
at Missouri	1/25/14																				
Texas A&M	1/29/14																				
at Ole Miss	2/1/14																				
Auburn	2/5/14																				
at Tennessee	2/8/14																				
Vanderbilt	2/12/14																				
Alabama	2/15/14																				
at Arkansas	2/19/14																				
Georgia	2/22/14																				
at Auburn	2/26/14																				
Kentucky	3/1/14																				
Florida	3/4/14																				
at Miss. State	3/8/14																				

### SEASON NOTES

Scored eight points and dished one assist in exhibition vs. USC Aiken (Nov. 3) ... Set a career high with 14 rebounds, while adding eight points and matching for a team high two blocks in contest vs. Longwood (Nov. 9) ... Also earned the start vs. the Lancers ... In foul trouble most of the game at Baylor (Nov. 12), contributed two points, two rebounds and a steal vs. the Bears ... Continues to impress on the boards, collecting a team high 12 rebounds, including seven on the offensive glass, at Clemson (Nov. 17), also posted team high 13 points for first double-double of the season and second of his career ... Near double-double with nine points and nine rebounds vs. FIU (Nov. 24) ... Scored six points, and collected five rebounds in a team high 32 minutes played at No. 9/11 Oklahoma State (Dec. 6) ... Scored seven points and pulled down five rebounds vs. Manhattan (Dec. 17) ... Scored five points and pulled down a team high nine rebounds in a career-high 36 minutes vs. USC Upstate (Dec. 19) ... Scored six points but was in foul trouble early in win vs. Saint Mary's (Dec. 22) ... Followed with a three-rebound performance vs. Boise State (Dec. 23) and scored four points, but didn't collect a rebound in win vs. Akron (Dec. 25) ... Scored 11 points and blocked two shots, with two steals in home win vs. Akron (Dec. 28) ... Four points and five rebounds vs. Marshall (Dec. 30) ... Posted nine rebounds to go with three points vs. SC State (Jan. 3) ... Scored six points at No. 10/11 Florida (Jan. 8), going 2-of-2 from the field and at the free throw line, while also grabbing four rebounds ... Went 4-of-6 from the foul line and tied his career high with two steals vs. LSU (Jan. 11) ...

### CAREER STATISTICS

Season	GP-GS	Min	Avg	FG	FGA	Pct	3FG	3FGA	Pct	FT	FTA	Pct	Off	Def	Tot	Avg	PF	FO	Ast	TO	Blk	Stl	Pts	Avg
2012-13	31-9	606	19.5	57	110	.518	4	20	.200	34	50	.680	50	66	116	3.7	67	1	21	46	15	10	152	4.9
2013-14	15-15	374	24.9	31	58	.534	0	1	.000	26	41	.634	36	46	82	5.5	48	2	6	31	8	13	88	5.9
<b>Totals</b>	<b>46-24</b>	<b>980</b>	<b>21.3</b>	<b>88</b>	<b>168</b>	<b>.524</b>	<b>4</b>	<b>21</b>	<b>.190</b>	<b>60</b>	<b>91</b>	<b>.659</b>	<b>86</b>	<b>112</b>	<b>198</b>	<b>4.3</b>	<b>115</b>	<b>3</b>	<b>27</b>	<b>77</b>	<b>23</b>	<b>23</b>	<b>240</b>	<b>5.2</b>

### CAREER SEC STATISTICS

Season	GP-GS	Min	Avg	FG	FGA	Pct	3FG	3FGA	Pct	FT	FTA	Pct	Off	Def	Tot	Avg	PF	FO	Ast	TO	Blk	Stl	Pts	Avg
2013	17-4	255	15.0	16	40	.400	1	7	.143	11	16	.688	14	27	41	2.4	32	0	7	18	2	4	44	2.6
2014	2-2	42	21.0	2	4	.500	0	0	.000	6	8	.750	3	3	6	3.0	7	0	0	3	1	2	10	5.0
<b>Totals</b>	<b>19-6</b>	<b>297</b>	<b>15.6</b>	<b>18</b>	<b>44</b>	<b>.410</b>	<b>1</b>	<b>7</b>	<b>.143</b>	<b>17</b>	<b>24</b>	<b>.710</b>	<b>17</b>	<b>30</b>	<b>47</b>	<b>2.5</b>	<b>39</b>	<b>0</b>	<b>7</b>	<b>21</b>	<b>3</b>	<b>6</b>	<b>54</b>	<b>2.8</b>



## #35 - BRIAN STEELE

SOPHOMORE | FORWARD | 6'5" | 200 | 1VL

GREENVILLE, S.C./WADE HAMPTON SCHOOL

### STEELE'S CAREER HIGHS

**POINTS**  
6, vs. Miss State (March 6, 2013)

**FIELD GOALS**  
2, vs. Miss State (March 6, 2013)

**FIELD GOAL ATTEMPTS**  
7, vs. Miss State (March 13, 2013)

**3-POINT FIELD GOALS**  
2, vs. Miss State (March 6, 2013)

**3-POINT FIELD GOAL ATTEMPTS**  
5, vs. Miss State (March 6, 2013)

**FREE THROWS**  
2, vs. Presbyterian (Dec. 29, 2012)

**FREE THROW ATTEMPTS**  
2, vs. Presbyterian (Dec. 29, 2012)

**REBOUNDS**  
7, vs. Miss. State (March 13, 2013)

**ASSISTS**  
3, vs. Vandy (March 9, 2013)

**BLOCKS**  
-

**STEALS**  
1, twice, last vs. Texas A&M (March 2, 2013)

**MINUTES PLAYED**  
25, vs. Texas A&M (March 2, 2013)

### STEELE'S SEASON HIGHS

**POINTS**  
3, vs. Boise State (Dec. 23, 2013)

**FIELD GOALS**  
1, vs. Boise State (Dec. 23, 2013)

**FIELD GOAL ATTEMPTS**  
2, twice, last vs. Marshall (Dec. 30, 2013)

**3-POINT FIELD GOALS**  
1, vs. Boise State (Dec. 23, 2013)

**3-POINT FIELD GOAL ATTEMPTS**  
1, 3x, last vs. Marshall (Dec. 30, 2013)

**FREE THROWS**  
-

**FREE THROW ATTEMPTS**  
-

**REBOUNDS**  
1, vs. Marshall (Dec. 30, 2013)

**ASSISTS**  
1, vs. Marshall (Dec. 30, 2013)

**BLOCKS**  
-

**STEALS**  
-

**MINUTES PLAYED**  
11, vs. Boise State (Dec. 23, 2013)

### 2013-14

Opponent	Date	GS	Min	FG-FGA	Pct	3FG-FGA	Pct	FT-FTA	Pct	Off	Def	Tot	Avg	PF	FO	A	TO	Blk	Stl	Pts	Avg	
Longwood	11/9/13	-	-	-	-	-	-	-	-	-	-	-	-	-	-	-	-	-	-	-	-	-
at Baylor	11/12/13	-	-	-	-	-	-	-	-	-	-	-	-	-	-	-	-	-	-	-	-	-
at Clemson	11/17/13	1	0-0	.000	0-0	.000	0-0	.000	0-0	0	0	0	0.0	0	0	0	0	0	0	0	0	0.0
Fla. International	11/24/13	-	-	-	-	-	-	-	-	-	-	-	-	-	-	-	-	-	-	-	-	-
at Oklahoma St.	12/6/13	-	-	-	-	-	-	-	-	-	-	-	-	-	-	-	-	-	-	-	-	-
Manhattan	12/17/13	2	0-0	.000	0-0	.000	0-0	.000	0-0	0	0	0	0.0	0	0	0	0	0	0	0	0	0.0
USC Upstate	12/19/13	-	-	-	-	-	-	-	-	-	-	-	-	-	-	-	-	-	-	-	-	-
vs. Saint Mary's	12/22/13	-	-	-	-	-	-	-	-	-	-	-	-	-	-	-	-	-	-	-	-	-
vs. Boise State	12/23/13	11	1-2	.500	1-1	1.000	0-0	.000	0-0	0	0	0	0.0	0	0	0	2	0	0	3	1.0	
vs. Akron	12/25/13	6	0-1	.000	0-1	.000	0-0	.000	0-0	0	0	0	0.0	1	0	0	0	0	0	0	0	0.8
Akron	12/28/13	7	0-0	.000	0-0	.000	0-0	.000	0-0	0	0	0	0.0	0	0	0	0	0	0	0	0	0.6
Marshall	12/30/13	9	0-2	.000	0-1	.000	0-0	.000	1-1	1	1	0.2	5	1	1	0	0	0	0	0	0	0.5
SC State	1/3/14	-	-	-	-	-	-	-	-	-	-	-	-	-	-	-	-	-	-	-	-	-
at Florida	1/8/14	-	-	-	-	-	-	-	-	-	-	-	-	-	-	-	-	-	-	-	-	-
LSU	1/11/14	-	-	-	-	-	-	-	-	-	-	-	-	-	-	-	-	-	-	-	-	-
at Texas A&M	1/15/14	-	-	-	-	-	-	-	-	-	-	-	-	-	-	-	-	-	-	-	-	-
Ole Miss	1/18/14	-	-	-	-	-	-	-	-	-	-	-	-	-	-	-	-	-	-	-	-	-
at Georgia	1/22/14	-	-	-	-	-	-	-	-	-	-	-	-	-	-	-	-	-	-	-	-	-
at Missouri	1/25/14	-	-	-	-	-	-	-	-	-	-	-	-	-	-	-	-	-	-	-	-	-
Texas A&M	1/29/14	-	-	-	-	-	-	-	-	-	-	-	-	-	-	-	-	-	-	-	-	-
at Ole Miss	2/1/14	-	-	-	-	-	-	-	-	-	-	-	-	-	-	-	-	-	-	-	-	-
Auburn	2/5/14	-	-	-	-	-	-	-	-	-	-	-	-	-	-	-	-	-	-	-	-	-
at Tennessee	2/8/14	-	-	-	-	-	-	-	-	-	-	-	-	-	-	-	-	-	-	-	-	-
Vanderbilt	2/12/14	-	-	-	-	-	-	-	-	-	-	-	-	-	-	-	-	-	-	-	-	-
Alabama	2/15/14	-	-	-	-	-	-	-	-	-	-	-	-	-	-	-	-	-	-	-	-	-
at Arkansas	2/19/14	-	-	-	-	-	-	-	-	-	-	-	-	-	-	-	-	-	-	-	-	-
Georgia	2/22/14	-	-	-	-	-	-	-	-	-	-	-	-	-	-	-	-	-	-	-	-	-
at Auburn	2/26/14	-	-	-	-	-	-	-	-	-	-	-	-	-	-	-	-	-	-	-	-	-
Kentucky	3/1/14	-	-	-	-	-	-	-	-	-	-	-	-	-	-	-	-	-	-	-	-	-
Florida	3/4/14	-	-	-	-	-	-	-	-	-	-	-	-	-	-	-	-	-	-	-	-	-
at Miss. State	3/8/14	-	-	-	-	-	-	-	-	-	-	-	-	-	-	-	-	-	-	-	-	-

### SEASON NOTES

Scored two points and collected one rebound in exhibition vs. USC Aiken (Nov. 3) ... Did not see action in the season opener vs. Longwood (Nov. 9) ... Saw time vs. Manhattan (Dec. 17) ... Scored first points of the season in 11 minutes of action vs. Boise State (Dec. 23) ... Also saw time in win over Akron (Dec. 25) at Diamond Head Classic ... Posted one assist in win vs. Marshall (Dec. 30) ...

### CAREER STATISTICS

Season	GP-GS	Min	Avg	FG	FGA	Pct	3FG	3FGA	Pct	FT	FTA	Pct	Off	Def	Tot	Avg	PF	FO	Ast	TO	Blk	Stl	Pts	Avg
2012-13	7-4	79	11.3	5	19	.263	4	14	.286	2	3	.667	4	11	15	2.1	12	1	8	5	0	3	16	2.3
2013-14	6-0	36	6.0	1	5	.200	1	3	.333	0	0	.000	1	0	1	0.2	7	1	1	2	0	0	3	0.5
<b>Totals</b>	<b>13-4</b>	<b>115</b>	<b>8.8</b>	<b>6</b>	<b>24</b>	<b>.250</b>	<b>5</b>	<b>17</b>	<b>.294</b>	<b>2</b>	<b>3</b>	<b>.667</b>	<b>5</b>	<b>11</b>	<b>16</b>	<b>1.2</b>	<b>19</b>	<b>2</b>	<b>9</b>	<b>7</b>	<b>0</b>	<b>3</b>	<b>19</b>	<b>1.5</b>

### CAREER SEC STATISTICS

Season	GP-GS	Min	Avg	FG	FGA	Pct	3FG	3FGA	Pct	FT	FTA	Pct	Off	Def	Tot	Avg	PF	FO	Ast	TO	Blk	Stl	Pts	Avg
2013	4-3	56	14.0	4	11	.364	4	10	.400	0	0	.000	1	6	7	1.8	10	1	6	2	0	2	12	3.0
2014	0-0	0	0.0	0	0	.000	0	0	.000	0	0	.000	0	0	0	0.0	0	0	0	0	0	0	0	0.0
<b>Totals</b>	<b>4-3</b>	<b>56</b>	<b>14.0</b>	<b>4</b>	<b>11</b>	<b>.364</b>	<b>4</b>	<b>10</b>	<b>.400</b>	<b>0</b>	<b>0</b>	<b>.000</b>	<b>1</b>	<b>6</b>	<b>7</b>	<b>1.8</b>	<b>10</b>	<b>1</b>	<b>6</b>	<b>2</b>	<b>0</b>	<b>2</b>	<b>12</b>	<b>3.0</b>



## #21 - DEMETRIUS HENRY

FRESHMAN | FORWARD | 6'9" | 215 | HS  
 MIAMI, FLA./FAITH BAPTIST CHRISTIAN SCHOOL

### HENRY'S SEASON HIGHS

- POINTS**  
14, vs. FIU (Nov. 24, 2013)
- FIELD GOALS**  
7, vs. FIU (Nov. 24, 2013)
- FIELD GOAL ATTEMPTS**  
11, vs. SC State (Jan. 3, 2014)
- 3-POINT FIELD GOALS**  
-
- 3-POINT FIELD GOAL ATTEMPTS**  
-
- FREE THROWS**  
2, vs. Longwood (Nov. 9, 2013)
- FREE THROW ATTEMPTS**  
4, twice, last at Clemson (Nov. 13, 2013)
- REBOUNDS**  
11, vs. SC State (Jan. 3, 2014)
- ASSISTS**  
2, at Oklahoma State (Dec. 6, 2013)
- BLOCKS**  
2, 3x, last vs. Boise State (Dec. 23, 2013)
- STEALS**  
2, vs. Saint Mary's (Dec. 22, 2013)
- MINUTES PLAYED**  
32, vs. SC State (Jan. 3, 2014)

### 2013-14

Opponent	Date	GS	Min	FG-FGA	Pct	3FG-FGA	Pct	FT-FTA	Pct	Off	Def	Tot	Avg	PF	FO	A	TO	Blk	Stl	Pts	Avg
Longwood	11/9/13	*	31	1-5	.200	0-0	.000	2-2	1.000	2	4	6	6.0	2	0	1	0	0	0	4	4.0
at Baylor	11/12/13	*	30	4-10	.400	0-0	.000	1-4	.250	3	3	6	6.0	4	0	1	0	2	0	9	6.5
at Clemson	11/17/13	*	22	4-9	.444	0-0	.000	1-4	.250	3	2	5	5.7	5	1	0	1	1	0	9	7.3
Fla. International	11/24/13	*	31	7-10	.700	0-0	.000	0-0	.000	3	3	6	5.8	3	0	0	0	0	1	14	9.0
at Oklahoma St.	12/6/13	*	26	3-6	.500	0-0	.000	0-2	.000	0	5	5	5.6	5	1	2	4	2	0	6	8.4
Marhattian	12/17/13	*	19	2-6	.333	0-0	.000	0-2	.000	1	1	2	5.3	4	0	1	0	0	4	7.1	
USC Upstate	12/19/13	*	16	2-7	.285	0-0	.000	0-2	.000	4	3	7	5.3	5	1	0	0	1	1	4	7.1
vs. Saint Mary's	12/22/13	*	20	3-5	.600	0-0	.000	0-0	.000	3	5	8	5.6	5	1	0	0	1	2	6	7.0
vs. Boise State	12/23/13	*	20	3-5	.600	0-0	.000	0-0	.000	1	2	3	5.3	2	0	0	3	2	0	6	6.9
vs. Akron	12/25/13	*	9	0-1	.000	0-0	.000	0-0	.000	0	0	0	4.8	4	0	0	1	1	0	0	6.2
Akron	12/28/13	*	22	4-10	.400	0-0	.000	0-1	.000	3	3	6	4.9	2	0	0	0	0	1	8	6.4
Marshall	12/30/13	*	14	6-7	.857	0-0	.000	0-0	.000	2	0	2	4.7	5	1	0	0	0	1	12	6.8
SC State	1/3/14	*	32	5-11	.455	0-0	.000	0-1	.000	4	7	11	5.2	3	0	0	3	1	1	10	7.1
at Florida	1/8/14	*	23	1-2	.500	0-0	.000	0-3	.000	0	1	1	4.9	4	0	1	1	0	0	2	6.7
LSU	1/11/14	*	5	0-1	.000	0-0	.000	0-0	.000	1	0	1	4.6	4	0	0	0	0	0	1	6.3
at Texas A&M	1/15/14																				
Ole Miss	1/18/14																				
at Georgia	1/22/14																				
at Missouri	1/25/14																				
Texas A&M	1/29/14																				
at Ole Miss	2/1/14																				
Auburn	2/5/14																				
at Tennessee	2/8/14																				
Vanderbilt	2/12/14																				
Alabama	2/15/14																				
at Arkansas	2/19/14																				
Georgia	2/22/14																				
at Auburn	2/26/14																				
Kentucky	3/1/14																				
Florida	3/4/14																				
at Miss. State	3/8/14																				

### SEASON NOTES

Earned the start and scored eight points and collected five rebounds in exhibition contest vs. USC Aiken (Nov. 3) ... Earned the start in first-career contest vs. Longwood (Nov. 9) ... Scored four points and collected six rebounds vs. the Lancers ... Scored nine points and collected six rebounds, posting first two blocks of the season at Baylor (Nov. 12) ... Scored nine points and collected five rebounds, including three on the offensive glass, in start at Clemson (Nov. 17) ... First career double-figure scoring game with 14 points in win vs. FIU (Nov. 24) ... Hit 7-of-10 from the field vs. the Panthers ... Matched season high with two blocks, and posted season high with two assists at No. 9/11 Oklahoma State (Dec. 6) ... Was in foul trouble early vs. USC Upstate (Dec. 19), played just 16 minutes, but pulled down a season high seven rebounds ... Solid in win vs. Saint Mary's (Dec. 22), scoring six points and pulling down a season and team high eight rebounds ... Scored six points vs. Boise State (Dec. 23) and matched season high with two blocked shots ... Was in foul trouble vs. Akron (Dec. 25), playing just nine minutes ... Scored eight points and collected six rebounds with one steal in home win vs. Akron (Dec. 28) ... Fouled out of Marshall contest (Dec. 30), but posted 12 points on 6-of-7 from the field ... First-career double-double with 10 points and a season high 11 rebounds vs. SC State (Jan. 3) in a season high 32 minutes ... First-career double-double with 10 points and a season high 11 rebounds vs. SC State (Jan. 3) in a season high 32 minutes ...

### CAREER STATISTICS

Season	GP-GS	Min	Avg	FG	FGA	Pct	3FG	3FGA	Pct	FT	FTA	Pct	Off	Def	Tot	Avg	PF	FO	Ast	TO	Blk	Stl	Pts	Avg
2013-14	15-15	320	21.3	45	95	.474	0	0	.000	4	21	.190	30	39	69	4.6	57	5	5	14	11	7	94	6.3

### CAREER SEC STATISTICS

Season	GP-GS	Min	Avg	FG	FGA	Pct	3FG	3FGA	Pct	FT	FTA	Pct	Off	Def	Tot	Avg	PF	FO	Ast	TO	Blk	Stl	Pts	Avg
2014	2-2	28	14.0	1	3	.333	0	0	.000	0	3	.000	1	1	2	1.0	8	0	1	1	0	0	2	1.0



## #20 - JUSTIN MCKIE

FRESHMAN | GUARD | 6'4" | 195 | HS  
COLUMBIA, S.C./IRMO

### MCKIE'S SEASON HIGHS

**POINTS**

3, vs. Marshall (Dec. 30, 2013)

**FIELD GOALS**

1, vs. Marshall (Dec. 30, 2013)

**FIELD GOAL ATTEMPTS**

3, vs. Marshall (Dec. 30, 2013)

**3-POINT FIELD GOALS**

-

**3-POINT FIELD GOAL ATTEMPTS**

1, 3x, last vs. Marshall (Dec. 30, 2013)

**FREE THROWS**

1, twice, last vs. Marshall (Dec. 30, 2013)

**FREE THROW ATTEMPTS**

2, twice, last vs. Marshall (Dec. 30, 2013)

**REBOUNDS**

4, vs. Marshall (Dec. 30, 2013)

**ASSISTS**

-

**BLOCKS**

-

**STEALS**

1, vs. Marshall (Dec. 30, 2013)

**MINUTES PLAYED**

5, vs. Boise State (Dec. 23, 2013)

### 2013-14

Opponent	Date	GS	Min	FG-FGA	Pct	3FG-FGA	Pct	FT-FTA	Pct	Off	Def	Tot	Avg	PF	FO	A	TO	Blk	Stl	Pts	Avg
Longwood	11/9/13	4	0-1	.000	0-0	.000	0-0	.000	0	0	0	0	0.0	0	0	0	0	0	0	0	0.0
at Baylor	11/12/13	0+	0-0	.000	0-0	.000	0-0	.000	0	0	0	0	0.0	0	0	0	0	0	0	0	0.0
at Clemson	11/17/13	1	0-1	.000	0-1	.000	1-2	.500	1	0	1	0.3	0.0	0	0	0	0	0	0	1	0.3
Fla. International	11/24/13	-	-	-	-	-	-	-	-	-	-	-	-	-	-	-	-	-	-	-	-
at Oklahoma St.	12/6/13	-	-	-	-	-	-	-	-	-	-	-	-	-	-	-	-	-	-	-	-
Manhattan	12/17/13	4	0-0	.000	0-0	.000	0-0	.000	0	0	0	0.3	0.0	0	0	0	0	0	0	0	0.3
USC Upstate	12/19/13	-	-	-	-	-	-	-	-	-	-	-	-	-	-	-	-	-	-	-	-
vs. Saint Mary's	12/22/13	-	-	-	-	-	-	-	-	-	-	-	-	-	-	-	-	-	-	-	-
vs. Boise State	12/23/13	5	0-1	.000	0-1	.000	0-0	.000	0	1	1	0.4	1.0	0	0	0	0	0	0	0	0.2
vs. Akron	12/25/13	-	-	-	-	-	-	-	-	-	-	-	-	-	-	-	-	-	-	-	-
Akron	12/28/13	4	0-0	.000	0-0	.000	0-0	.000	0	0	0	0.3	0.0	0	0	0	0	0	0	0	0.2
Marshall	12/30/13	4	1-3	.333	0-1	.000	1-2	.500	2	2	4	0.9	0.0	0	0	0	0	1	3	0.6	
SC State	1/3/14	-	-	-	-	-	-	-	-	-	-	-	-	-	-	-	-	-	-	-	-
at Florida	1/8/14	-	-	-	-	-	-	-	-	-	-	-	-	-	-	-	-	-	-	-	-
LSU	1/11/14	-	-	-	-	-	-	-	-	-	-	-	-	-	-	-	-	-	-	-	-
at Texas A&M	1/15/14	-	-	-	-	-	-	-	-	-	-	-	-	-	-	-	-	-	-	-	-
Ole Miss	1/18/14	-	-	-	-	-	-	-	-	-	-	-	-	-	-	-	-	-	-	-	-
at Georgia	1/22/14	-	-	-	-	-	-	-	-	-	-	-	-	-	-	-	-	-	-	-	-
at Missouri	1/25/14	-	-	-	-	-	-	-	-	-	-	-	-	-	-	-	-	-	-	-	-
Texas A&M	1/29/14	-	-	-	-	-	-	-	-	-	-	-	-	-	-	-	-	-	-	-	-
at Ole Miss	2/1/14	-	-	-	-	-	-	-	-	-	-	-	-	-	-	-	-	-	-	-	-
Auburn	2/5/14	-	-	-	-	-	-	-	-	-	-	-	-	-	-	-	-	-	-	-	-
at Tennessee	2/8/14	-	-	-	-	-	-	-	-	-	-	-	-	-	-	-	-	-	-	-	-
Vanderbilt	2/12/14	-	-	-	-	-	-	-	-	-	-	-	-	-	-	-	-	-	-	-	-
Alabama	2/15/14	-	-	-	-	-	-	-	-	-	-	-	-	-	-	-	-	-	-	-	-
at Arkansas	2/19/14	-	-	-	-	-	-	-	-	-	-	-	-	-	-	-	-	-	-	-	-
Georgia	2/22/14	-	-	-	-	-	-	-	-	-	-	-	-	-	-	-	-	-	-	-	-
at Auburn	2/26/14	-	-	-	-	-	-	-	-	-	-	-	-	-	-	-	-	-	-	-	-
Kentucky	3/1/14	-	-	-	-	-	-	-	-	-	-	-	-	-	-	-	-	-	-	-	-
Florida	3/4/14	-	-	-	-	-	-	-	-	-	-	-	-	-	-	-	-	-	-	-	-
at Miss. State	3/8/14	-	-	-	-	-	-	-	-	-	-	-	-	-	-	-	-	-	-	-	-

### SEASON NOTES

Played 21 minutes, scoring six points and collecting four rebounds in exhibition action vs. USC Aiken (Nov. 3) ... Saw action in season opener vs. Longwood (Nov. 9), attempted one shot ... Scored first point of his career at Clemson (Nov. 17) ... Saw action vs. Manhattan (Dec. 17) ... Saw action vs. Boise State (Dec. 23) ... Collected four rebounds and a steal in four minutes vs. Marshall (Dec. 30) ...

### CAREER STATISTICS

Season	GP-GS	Min	Avg	FG	FGA	Pct	3FG	3FGA	Pct	FT	FTA	Pct	Off	Def	Tot	Avg	PF	FO	Ast	TO	Blk	Stl	Pts	Avg
2013-14	7-0	22	3.1	1	6	.167	0	3	.000	2	4	.500	3	3	6	0.9	1	0	0	0	0	1	4	0.6

### CAREER SEC STATISTICS

Season	GP-GS	Min	Avg	FG	FGA	Pct	3FG	3FGA	Pct	FT	FTA	Pct	Off	Def	Tot	Avg	PF	FO	Ast	TO	Blk	Stl	Pts	Avg
2014	0-0	0	0.0	0	0	.000	0	0	.000	0	0	.000	0	0	0	0.0	0	0	0	0	0	0	0	0.0



## #10 - DUANE NOTICE

FRESHMAN | GUARD | 6'2" | 221 | HS  
 WOODBRIDGE, ONTARIO, CANADA/ST. THOMAS  
 MORE (OAKDALE, CONN.)

### NOTICE'S SEASON HIGHS

#### POINTS

15, vs. Akron (Dec. 25, 2013)

#### FIELD GOALS

7, vs. Akron (Dec. 25, 2013)

#### FIELD GOAL ATTEMPTS

12, vs. Akron (Dec. 25, 2013)

#### 3-POINT FIELD GOALS

2, vs. Longwood (Nov. 9, 2013)

#### 3-POINT FIELD GOAL ATTEMPTS

3, twice, last vs. Boise State (Dec. 23, 2013)

#### FREE THROWS

6, vs. SC State (Jan. 3, 2014)

#### FREE THROW ATTEMPTS

8, vs. SC State (Jan. 3, 2014)

#### REBOUNDS

6, vs. Marshall (Dec. 30, 2013)

#### ASSISTS

8, vs. SC State (Jan. 3, 2014)

#### BLOCKS

1, twice, last vs. Akron (Dec. 28, 2013)

#### STEALS

1, 7x, last vs. SC State (Jan. 3, 2014)

#### MINUTES PLAYED

34, vs. SC State (Jan. 3, 2014)

### 2013-14

Opponent	Date	GS	Min	FG-FGA	Pct	3FG-3FGA	Pct	FT-FTA	Pct	Off	Def	Tot	Avg	PF	FO	A	TO	Blk	Stl	Pts	Avg
Longwood	11/9/13	*	19	3-6	.500	2-3	.667	0-0	.000	1	4	5	5.0	5	1	4	3	0	1	8	8.0
at Baylor	11/12/13		12	1-2	.500	0-0	.000	0-0	.000	0	1	1	3.0	3	0	2	1	0	1	2	5.0
at Clemson	11/17/13	*	20	1-7	.142	0-2	.000	0-0	.000	2	1	3	3.0	2	0	2	4	0	0	2	4.0
Fla. International	11/24/13		1	0-0	.000	0-0	.000	0-0	.000	0	0	0	2.3	0	0	1	0	0	0	0	3.0
at Oklahoma St.	12/6/13		16	1-4	.250	0-1	.000	0-0	.000	2	3	5	2.8	2	0	0	2	1	0	2	2.8
Marhatten	12/17/13		7	0-0	.000	0-0	.000	0-0	.000	0	0	0	2.3	1	0	1	3	0	0	7	2.3
USC Upstate	12/19/13		14	1-2	.500	1-1	1.000	2-2	1.000	0	0	0	2.0	1	0	3	0	0	1	5	2.7
vs. Saint Mary's	12/22/13	*	20	4-5	.800	1-1	1.000	2-3	.667	0	1	1	1.9	2	0	3	0	0	1	11	3.7
vs. Boise State	12/23/13	*	33	5-10	.500	1-3	.333	2-4	.500	0	2	2	1.9	2	0	1	1	0	0	13	4.8
vs. Akron	12/25/13	*	33	7-12	.583	0-1	.000	1-2	.500	1	4	5	2.2	0	0	1	4	0	1	15	5.8
Akron	12/28/13	*	26	0-4	.000	0-2	.000	3-4	.750	0	4	4	2.4	3	0	6	1	1	0	3	5.5
Marshall	12/30/13	*	31	4-8	.500	1-2	.500	4-5	.800	2	4	6	2.7	2	0	6	2	0	1	13	6.2
SC State	1/3/14	*	34	3-8	.375	1-4	.250	6-8	.750	1	0	1	2.5	0	0	8	6	0	0	13	6.7
at Florida	1/8/14	*	33	2-4	.500	1-2	.500	3-5	.600	1	0	1	2.4	0	0	3	5	0	0	8	6.8
LSU	1/11/14	*	8	0-0	.000	0-0	.000	0-0	.000	0	0	0	2.3	2	0	1	1	0	0	0	6.3
at Texas A&M	1/15/14																				
Ole Miss	1/18/14																				
at Georgia	1/22/14																				
at Missouri	1/25/14																				
Texas A&M	1/29/14																				
at Ole Miss	2/1/14																				
Auburn	2/5/14																				
at Tennessee	2/8/14																				
Vanderbilt	2/12/14																				
Alabama	2/15/14																				
at Arkansas	2/19/14																				
Georgia	2/22/14																				
at Auburn	2/26/14																				
Kentucky	3/1/14																				
Florida	3/4/14																				
at Miss. State	3/8/14																				

### SEASON NOTES

Dished six assists in 19 minutes before hampered by cramps in exhibition contest vs. USC Aiken (Nov. 3) ... Posted four assists and scored eight points, including two made 3s, in season opener vs. Longwood (Nov. 9) ... Earned the start vs. the Lancers in college debut ... Dished two assists, adding two points and a steal at Baylor (Nov. 12) ... Scored four points and dished two assists at Clemson (Nov. 17) ... Matched season high with five rebounds at No. 9/11 Oklahoma State (Dec. 6) ... Scored five points and dished three assists vs. USC Upstate (Dec. 19) ... Flourished at Diamond Head Classic, posting a season high in points in each consecutive game ... Tallied double-figures with 11 points vs. Saint Mary's (Dec. 22), 13 vs. Boise State (Dec. 23) and a team and season high 15 vs. Akron (Dec. 25) ... Collected five rebounds to match season high vs. the Zips ... Dished season high six assists in home win vs. Akron (Dec. 28) ... Matched season high for second straight game with six assists in win vs. Marshall (Dec. 30); also 6 rebounds and 13 points for fourth-straight game in double-figures ... Recorded a season high with eight assists to go with 13 points, including season high numbers from the free throw line going 6-for-8 while playing in a season high 34 minutes vs. SC State (Jan. 3) ... Scored eight points dished three assists at No. 10/11 Florida (Jan. 8) ...

### CAREER STATISTICS

Season	GP-GS	Min	Avg	FG	FGA	Pct	3FG	3FGA	Pct	FT	FTA	Pct	Off	Def	Tot	Avg	PF	FO	Ast	TO	Blk	Stl	Pts	Avg
2013-14	15-10	307	20.5	32	72	.444	8	22	.364	23	33	.697	10	24	34	2.3	25	1	42	33	2	7	95	6.3

### CAREER SEC STATISTICS

Season	GP-GS	Min	Avg	FG	FGA	Pct	3FG	3FGA	Pct	FT	FTA	Pct	Off	Def	Tot	Avg	PF	FO	Ast	TO	Blk	Stl	Pts	Avg
2014	2-2	41	20.5	2	4	.500	1	2	.500	3	5	.600	1	0	1	0.5	2	0	4	6	0	0	8	4.0



## #32 - DESMOND RINGER

FRESHMAN | FORWARD | 6'9" | 255 | HS  
MCDONOUGH, GA. / EAGLE'S LANDING

### RINGER'S SEASON HIGHS

**POINTS**

7, at Florida (Jan. 8, 2014)

**FIELD GOALS**

3, vs. Akron (Dec. 28, 2013)

**FIELD GOAL ATTEMPTS**

5, vs. Akron (Dec. 25, 2013)

**3-POINT FIELD GOALS**

-

**3-POINT FIELD GOAL ATTEMPTS**

-

**FREE THROWS**

3, twice, last time at Florida (Jan. 8, 2014)

**FREE THROW ATTEMPTS**

6, vs. Saint Mary's (Dec. 22, 2013)

**REBOUNDS**

7, vs. Marshall (Dec. 30, 2013)

**ASSISTS**

1, 3x, last vs. Akron (Dec. 28, 2013)

**BLOCKS**

2, vs. USC Upstate (Dec. 19, 2013)

**STEALS**

-

**MINUTES PLAYED**

26, vs. Akron (Dec. 25, 2013)

### 2013-14

Opponent	Date	GS	Min	FG-FGA	Pct	3FG-FGA	Pct	FT-FTA	Pct	Off	Def	Tot	Avg	PF	FO	A	TO	Blk	Stl	Pts	Avg
Longwood	11/9/13	7	0-0	.000	0-0	.000	0-0	.000	0	0	0	0.0	0	0	0	1	0	0	0	0	0.0
at Baylor	11/12/13	9	0-1	.000	0-0	.000	1-3	.333	1	0	1	0.5	3	0	0	0	0	0	1	0	0.5
at Clemson	11/17/13	10	1-3	.333	0-0	.000	2-2	1.000	0	1	1	0.7	3	0	1	0	0	0	4	1.7	
Fla. International	11/24/13	4	0-0	.000	0-0	.000	0-0	.000	1	0	1	0.8	2	0	0	1	0	0	0	0	1.3
at Oklahoma St.	12/6/13	15	1-4	.250	0-0	.000	1-2	.500	2	3	5	1.6	4	0	1	0	0	3	1.6		
Manhattan	12/17/13	5	2-2	1.000	0-0	.000	0-2	.000	0	0	1.3	0	0	0	0	0	0	4	2.0		
USC Upstate	12/19/13	14	1-3	.333	0-0	.000	0-0	.000	1	1	2	1.4	4	0	1	2	0	2	2.0		
vs. Saint Mary's	12/22/13	12	0-1	.000	0-0	.000	3-6	.500	0	0	1.3	3	0	0	1	0	0	3	2.1		
vs. Boise State	12/23/13	9	0-1	.000	0-0	.000	0-0	.000	0	0	1.1	2	0	0	1	0	0	0	1.9		
vs. Akron	12/25/13	26	1-5	.200	0-0	.000	2-4	.500	3	2	5	1.5	3	0	1	0	1	1	4	2.1	
Akron	12/28/13	7	3-4	.750	0-0	.000	0-0	.000	3	1	4	1.7	3	0	1	0	0	6	2.5		
Marshall	12/30/13	14	2-4	.500	0-0	.000	0-0	.000	1	6	7	2.2	3	0	0	1	0	4	2.6		
SC State	1/3/14	1	0-0	.000	0-0	.000	0-0	.000	0	0	2.0	0	0	0	1	0	0	0	2.4		
at Florida	1/8/14	20	2-4	.500	0-0	.000	3-3	1.000	1	3	4	2.1	4	0	0	1	0	7	2.7		
LSU	1/11/14	23	0-1	.000	0-0	.000	2-2	1.000	1	4	5	2.3	2	0	0	2	0	2	2.7		
at Texas A&M	1/15/14																				
Ole Miss	1/18/14																				
at Georgia	1/22/14																				
at Missouri	1/25/14																				
Texas A&M	1/29/14																				
at Ole Miss	2/1/14																				
Auburn	2/5/14																				
at Tennessee	2/8/14																				
Vanderbilt	2/12/14																				
Alabama	2/15/14																				
at Arkansas	2/19/14																				
Georgia	2/22/14																				
at Auburn	2/26/14																				
Kentucky	3/1/14																				
Florida	3/4/14																				
at Miss. State	3/8/14																				

### SEASON NOTES

Earned one steal and collected three rebounds in exhibition contest vs. USC Aiken (Nov. 3) ... Saw action vs. Longwood (Nov. 9) ... Posted one point at the free throw line vs. Baylor (Nov. 12) ... Posted four points and collected an assists at Clemson (Nov. 17) ... Collected season high five rebounds in 15 minutes played at No. 9/11 Oklahoma State (Dec. 6) ... Scored four points vs. Manhattan (Dec. 17) ... Was in foul trouble early, but blocked two shots vs. USC Upstate (Dec. 19) ... Solid at Diamond Head Classic; scored three points vs. Saint Mary's (Dec. 22) and posted four points and five rebounds in a season high 26 minutes in win vs. Akron (Dec. 25) ... Scored six points in seven minutes, with four rebounds, in home win vs. Akron (Dec. 28) ... Pulled down a team and season high seven rebounds in win vs. Marshall (Dec. 30) ... Recorded a season high seven points, hitting 3-of-3 free throw attempts, and pulling down four rebounds at No. 10/11 Florida ... Collected five rebounds vs. LSU (Jan. 11) ...

### CAREER STATISTICS

Season	GP-GS	Min	Avg	FG	FGA	Pct	3FG	3FGA	Pct	FT	FTA	Pct	Off	Def	Tot	Avg	PF	FO	Ast	TO	Blk	Stl	Pts	Avg
2013-14	15-0	176	11.7	13	33	.394	0	0	.000	14	23	.609	14	21	35	2.3	36	0	3	11	3	1	40	2.7

### CAREER SEC STATISTICS

Season	GP-GS	Min	Avg	FG	FGA	Pct	3FG	3FGA	Pct	FT	FTA	Pct	Off	Def	Tot	Avg	PF	FO	Ast	TO	Blk	Stl	Pts	Avg
2014	2-0	43	21.5	2	5	.400	0	0	.000	5	5	1.000	2	7	9	4.5	6	0	0	3	0	0	9	4.5



## #5 - JAYLEN SHAW

FRESHMAN | GUARD | 6'0" | 182 | HS  
HARTSVILLE, S.C./HARTSVILLE

### SHAW'S SEASON HIGHS

#### POINTS

16, vs. FIU (Nov. 24, 2013)

#### FIELD GOALS

6, vs. FIU (Nov. 24, 2013)

#### FIELD GOAL ATTEMPTS

10, vs. FIU (Nov. 24, 2013)

#### 3-POINT FIELD GOALS

4, vs. FIU (Nov. 24, 2013)

#### 3-POINT FIELD GOAL ATTEMPTS

7, vs. FIU (Nov. 24, 2013)

#### FREE THROWS

4, vs. Marshall (Dec. 30, 2013)

#### FREE THROW ATTEMPTS

4, vs. Marshall (Dec. 30, 2013)

#### REBOUNDS

2, twice, last vs. LSU (Jan. 11, 2014)

#### ASSISTS

5, vs. FIU (Nov. 24, 2013)

#### BLOCKS

1, vs. Akron (Dec. 28, 2013)

#### STEALS

1, vs. Saint Mary's (Dec. 22, 2013)

#### MINUTES PLAYED

26, vs. FIU (Nov. 24, 2013)

### 2013-14

Opponent	Date	GS	Min	FG-FGA	Pct	3FG-FGA	Pct	FT-FTA	Pct	Off	Def	Tot	Avg	PF	FO	A	TO	Blk	Stl	Pts	Avg
Longwood	11/9/13	3	0-1	.000	0-1	.000	2-2	1.000	0	0	0	0.0	1	0	1	0	0	2	2.0		
at Baylor	11/12/13	-	-	-	-	-	-	-	-	-DNP - Coaches Decision-											
at Clemson	11/17/13	1	0-0	.000	0-0	.000	0-0	.000	0	0	0	0.0	0	0	1	0	0	0	0	1.0	
Fla. International	11/24/13	26	6-10	.600	4-7	.571	0-0	.000	0	2	2	0.7	2	0	5	2	0	0	16	6.0	
at Oklahoma St.	12/6/13	20	4-5	.800	3-4	.750	2-3	.667	0	1	1	0.8	2	0	3	0	0	0	13	7.8	
Marhattan	12/17/13	15	0-2	.000	0-0	.000	0-0	.000	0	1	1	0.8	1	0	2	2	0	0	0	6.2	
USC Upstate	12/19/13	3	0-0	.000	0-0	.000	0-0	.000	0	0	0	0.7	0	0	1	0	0	0	0	5.2	
vs. Saint Mary's	12/22/13	5	0-0	.000	0-0	.000	0-1	.000	0	0	0	0.6	0	0	0	0	0	1	0	4.4	
vs. Boise State	12/23/13	2	0-0	.000	0-0	.000	0-0	.000	0	0	0	0.5	0	0	0	0	0	0	0	3.9	
vs. Akron	12/25/13	1	0-0	.000	0-0	.000	0-0	.000	0	0	0	0.4	0	0	0	0	0	0	0	3.4	
Akron	12/28/13	8	1-1	1.000	0-0	.000	1-1	1.000	0	0	0	0.4	0	0	3	1	1	0	3	3.4	
Marshall	12/30/13	17	0-2	.000	0-0	.000	4-4	1.000	0	1	1	0.5	1	0	1	0	0	0	4	3.5	
SC State	1/3/14	9	2-4	.500	1-3	.333	0-0	.000	0	1	1	0.5	2	0	0	0	0	0	5	3.6	
at Florida	1/8/14	7	0-1	.000	0-0	.000	0-0	.000	0	0	0	0.5	1	0	0	0	0	0	0	3.3	
LSU	1/11/14	14	1-1	1.000	0-0	.000	2-2	1.000	0	2	2	0.6	4	0	2	3	0	0	4	3.4	
at Texas A&M	1/15/14																				
Ole Miss	1/18/14																				
at Georgia	1/22/14																				
at Missouri	1/25/14																				
Texas A&M	1/29/14																				
at Ole Miss	2/1/14																				
Auburn	2/5/14																				
at Tennessee	2/8/14																				
Vanderbilt	2/12/14																				
Alabama	2/15/14																				
at Arkansas	2/19/14																				
Georgia	2/22/14																				
at Auburn	2/26/14																				
Kentucky	3/1/14																				
Florida	3/4/14																				
at Miss. State	3/8/14																				

### SEASON NOTES

Posted six points and one assist in exhibition contest vs. USC Aiken (Nov. 3) ... Scored two points at the free throw line and dished one assist in college debut vs. Longwood (Nov. 9) ... Collected an assist at Clemson (Nov. 17) ... Huge off the bench with 16 points on 6-of-10 shooting, including four 3s in win vs. FIU (Nov. 24) ... Also dished five assists vs. the Panthers ... Scored double-digits off the bench for second-straight game, posting 13 points at No. 9/11 Oklahoma State (Dec. 6) ... Also dished three assists vs. the Cowboys ... Collected first steal of the season vs. Saint Mary's (Dec. 22) ... Saw action vs. Akron (Dec. 28), scoring three points and dishing three assists ... A perfect 4-of-4 from the free throw line in win vs. Marshall (Dec. 30) ... Scored five points vs. SC State (Jan. 3) ... Scored four points recorded two rebounds and two assists vs. LSU (Jan. 11) ...

### CAREER STATISTICS

Season	GP-GS	Min	Avg	FG	FGA	Pct	3FG	3FGA	Pct	FT	FTA	Pct	Off	Def	Tot	Avg	PF	FO	Ast	TO	Blk	Stl	Pts	Avg
2013-14	14-0	131	9.4	14	27	.519	8	15	.533	11	13	.846	0	8	8	0.6	14	0	19	9	1	1	47	3.4

### CAREER SEC STATISTICS

Season	GP-GS	Min	Avg	FG	FGA	Pct	3FG	3FGA	Pct	FT	FTA	Pct	Off	Def	Tot	Avg	PF	FO	Ast	TO	Blk	Stl	Pts	Avg
2014	2-0	21	10.5	1	2	.500	0	0	.000	2	2	1.000	0	2	2	1.0	5	0	2	3	0	0	4	2.0



## #15 - REGGIE THEUS JR.

FRESHMAN | FORWARD | 6'6" | 210 | HS

LOS ANGELES, CALIF./FAIRFAX

### THEUS JR.'S SEASON HIGHS

**POINTS**

3, vs. Marshall (Dec. 30, 2013)

**FIELD GOALS**

1, twice, last vs. Marshall (Dec. 30, 2013)

**FIELD GOAL ATTEMPTS**

2, twice, last vs. Marshall (Dec. 30, 2013)

**3-POINT FIELD GOALS**

-

**3-POINT FIELD GOAL ATTEMPTS**

-

**FREE THROWS**

1, vs. Marshall (Dec. 30, 2013)

**FREE THROW ATTEMPTS**

4, vs. Marshall (Dec. 30, 2013)

**REBOUNDS**

3, vs. Marshall (Dec. 30, 2013)

**ASSISTS**

1, vs. Marshall (Dec. 30, 2013)

**BLOCKS**

-

**STEALS**

1, vs. Boise State (Dec. 23, 2013)

**MINUTES PLAYED**

4, 3x, last vs. Marshall (Dec. 30, 2013)

### 2013-14

Opponent	Date	GS	Min	FG-FGA	Pct	3FG-FGA	Pct	FT-FTA	Pct	Off	Def	Tot	Avg	PF	FO	A	TO	Blk	Stl	Pts	Avg
Longwood	11/9/13	2	0-0	.000	0-0	.000	0-0	.000	0	0	0	0.0	0	0	0	0	0	0	0	0	0.0
at Baylor	11/12/13	-	-	-	-	-	-	-	-	-	-	-	-	-	-	-	-	-	-	-	-
at Clemson	11/17/13	1	0-1	.000	0-0	.000	0-0	.000	0	1	1	0.5	0	0	0	0	0	0	0	0	0.0
Fla. International	11/24/13	-	-	-	-	-	-	-	-	-	-	-	-	-	-	-	-	-	-	-	-
at Oklahoma St.	12/6/13	-	-	-	-	-	-	-	-	-	-	-	-	-	-	-	-	-	-	-	-
Manhattan	12/17/13	2	0-0	.000	0-0	.000	0-0	.000	0	0	0	0.3	0	0	0	0	0	0	0	0	0.0
USC Upstate	12/19/13	-	-	-	-	-	-	-	-	-	-	-	-	-	-	-	-	-	-	-	-
vs. Saint Mary's	12/22/13	-	-	-	-	-	-	-	-	-	-	-	-	-	-	-	-	-	-	-	-
vs. Boise State	12/23/13	4	1-1	1.000	0-0	.000	0-0	.000	0	1	1	0.5	0	0	0	0	0	1	2	0.5	
vs. Akron	12/25/13	-	-	-	-	-	-	-	-	-	-	-	-	-	-	-	-	-	-	-	-
Akron	12/28/13	4	0-2	.000	0-0	.000	0-0	.000	0	0	0	0.4	0	0	0	0	0	0	0	0.4	
Marshall	12/30/13	4	1-2	.500	0-0	.000	1-4	.250	3	0	3	0.8	0	0	1	0	0	3	0.8		
SC State	1/3/14	-	-	-	-	-	-	-	-	-	-	-	-	-	-	-	-	-	-	-	-
at Florida	1/8/14	-	-	-	-	-	-	-	-	-	-	-	-	-	-	-	-	-	-	-	-
LSU	1/11/14	-	-	-	-	-	-	-	-	-	-	-	-	-	-	-	-	-	-	-	-
at Texas A&M	1/15/14	-	-	-	-	-	-	-	-	-	-	-	-	-	-	-	-	-	-	-	-
Ole Miss	1/18/14	-	-	-	-	-	-	-	-	-	-	-	-	-	-	-	-	-	-	-	-
at Georgia	1/22/14	-	-	-	-	-	-	-	-	-	-	-	-	-	-	-	-	-	-	-	-
at Missouri	1/25/14	-	-	-	-	-	-	-	-	-	-	-	-	-	-	-	-	-	-	-	-
Texas A&M	1/29/14	-	-	-	-	-	-	-	-	-	-	-	-	-	-	-	-	-	-	-	-
at Ole Miss	2/1/14	-	-	-	-	-	-	-	-	-	-	-	-	-	-	-	-	-	-	-	-
Auburn	2/5/14	-	-	-	-	-	-	-	-	-	-	-	-	-	-	-	-	-	-	-	-
at Tennessee	2/8/14	-	-	-	-	-	-	-	-	-	-	-	-	-	-	-	-	-	-	-	-
Vanderbilt	2/12/14	-	-	-	-	-	-	-	-	-	-	-	-	-	-	-	-	-	-	-	-
Alabama	2/15/14	-	-	-	-	-	-	-	-	-	-	-	-	-	-	-	-	-	-	-	-
at Arkansas	2/19/14	-	-	-	-	-	-	-	-	-	-	-	-	-	-	-	-	-	-	-	-
Georgia	2/22/14	-	-	-	-	-	-	-	-	-	-	-	-	-	-	-	-	-	-	-	-
at Auburn	2/26/14	-	-	-	-	-	-	-	-	-	-	-	-	-	-	-	-	-	-	-	-
Kentucky	3/1/14	-	-	-	-	-	-	-	-	-	-	-	-	-	-	-	-	-	-	-	-
Florida	3/4/14	-	-	-	-	-	-	-	-	-	-	-	-	-	-	-	-	-	-	-	-
at Miss. State	3/8/14	-	-	-	-	-	-	-	-	-	-	-	-	-	-	-	-	-	-	-	-

### SEASON NOTES

Saw action in exhibition contest vs. USC Aiken (Nov. 3) ... Saw action vs. Longwood (Nov. 9) ... Collected one rebound at Clemson (Nov. 17) ... Scored first points of the season on jumper vs. Boise State (Dec. 23) ... Scored three points and collected three rebounds in win vs. Marshall (Dec. 30) ...

### CAREER STATISTICS

Season	GP-GS	Min	Avg	FG	FGA	Pct	3FG	3FGA	Pct	FT	FTA	Pct	Off	Def	Tot	Avg	PF	FO	Ast	TO	Blk	Stl	Pts	Avg
2013-14	6-0	17	2.8	2	6	.333	0	0	.000	1	4	.250	3	2	5	0.8	0	0	1	1	0	1	5	0.8

### CAREER SEC STATISTICS

Season	GP-GS	Min	Avg	FG	FGA	Pct	3FG	3FGA	Pct	FT	FTA	Pct	Off	Def	Tot	Avg	PF	FO	Ast	TO	Blk	Stl	Pts	Avg
2014	0-0	0	0.0	0	0	.000	0	0	.000	0	0	.000	0	0	0	0.0	0	0	0	0	0	0	0	0.0





## #0 - SINDARIUS THORNWELL

FRESHMAN | GUARD | 6'5" | 206 | HS  
LANCASTER, S.C./OAK HILL ACADEMY (WILSON, VA.)

### THORNWELL'S SEASON HIGHS

**POINTS**

25, vs. LSU (Jan. 11, 2014)

**FIELD GOALS**

9, vs. LSU (Jan. 11, 2014)

**FIELD GOAL ATTEMPTS**

18, vs. USC Upstate (Dec. 19, 2013)

**3-POINT FIELD GOALS**

3, vs. USC Upstate (Dec. 19, 2013)

**3-POINT FIELD GOAL ATTEMPTS**

10, vs. USC Upstate (Dec. 19, 2013)

**FREE THROWS**

10, vs. Manhattan (Dec. 17, 2013)

**FREE THROW ATTEMPTS**

13, vs. Manhattan (Dec. 17, 2013)

**REBOUNDS**

7, vs. USC Upstate (Dec. 19, 2013)

**ASSISTS**

4, vs. FIU (Nov. 24, 2013)

**BLOCKS**

2, vs. Longwood (Nov. 9, 2013)

**STEALS**

3, twice at Florida (Jan. 8, 2014)

**MINUTES PLAYED**

36, vs. Manhattan (Dec. 17, 2013)

### 2013-14

Opponent	Date	GS	Min	FG-FGA	Pct	3FG-FGA	Pct	FT-FTA	Pct	Off	Def	Tot	Avg	PF	FO	A	TO	Bk	Stl	Pts	Avg
Longwood	11/9/13	*	26	4-10	.400	0-3	.000	6-7	.857	1	3	4	4.0	3	0	3	2	2	1	14	14.0
at Baylor	11/12/13	*	32	6-13	.461	1-2	.500	7-10	.700	1	3	4	4.0	4	0	0	2	0	3	20	17.0
at Clemson	11/17/13	*	31	3-5	.600	1-1	1.000	3-3	1.000	1	3	4	4.0	1	0	0	1	0	2	10	14.7
Fla. International	11/24/13	*	26	4-10	.400	0-1	.000	0-2	.000	1	2	3	3.8	3	0	4	1	1	0	8	13.0
at Oklahoma St.	12/6/13	*	20	2-7	.285	2-3	.667	1-2	.500	1	0	1	3.2	4	0	0	4	0	0	7	11.8
Manhattan	12/17/13	*	36	3-9	.333	1-2	.500	10-13	.769	2	3	5	3.5	0	0	3	1	1	1	17	12.7
USC Upstate	12/19/13	*	29	6-18	.333	3-10	.300	4-6	.667	2	5	7	4.0	4	0	3	5	0	1	19	13.6
vs. Saint Mary's	12/22/13	*	34	5-12	.416	0-1	.000	3-4	.750	2	3	5	4.1	1	0	3	0	0	0	13	13.5
vs. Boise State	12/23/13	*	18	0-6	.000	0-1	.000	1-2	.500	1	0	1	3.8	3	0	0	2	0	1	1	12.1
vs. Akron	12/25/13	*	29	4-11	.363	0-2	.000	4-5	.800	0	4	4	3.8	2	0	2	2	1	2	12	12.1
Akron	12/28/13	*	20	3-7	.428	2-3	.667	0-2	.000	3	0	3	3.7	3	0	2	1	1	1	8	11.7
Marshall	12/30/13	*	9	1-3	.333	0-0	.000	1-2	.500	0	1	1	3.5	3	0	1	0	0	0	3	11.0
SC State	1/3/14	*	22	1-6	.167	1-3	.333	5-6	.833	0	4	4	3.5	3	0	1	0	0	0	8	10.8
at Florida	1/8/14	*	27	3-5	.600	2-2	1.000	2-4	.500	0	4	4	3.6	3	0	1	4	0	3	10	10.7
LSU	1/11/14	*	35	9-13	.692	1-3	.333	6-9	.667	1	4	5	3.7	4	0	2	3	1	1	25	11.7
at Texas A&M	1/15/14																				
Ole Miss	1/18/14																				
at Georgia	1/22/14																				
at Missouri	1/25/14																				
Texas A&M	1/29/14																				
at Ole Miss	2/1/14																				
Auburn	2/5/14																				
at Tennessee	2/8/14																				
Vanderbilt	2/12/14																				
Alabama	2/15/14																				
at Arkansas	2/19/14																				
Georgia	2/22/14																				
at Auburn	2/26/14																				
Kentucky	3/1/14																				
Florida	3/4/14																				
at Miss. State	3/8/14																				

### SEASON NOTES

Played 25 minutes, earning the start, posting 12 points and five rebounds in exhibition contest vs. USC Aiken (Nov. 3) ... Marked nearly every stat column with 14 points, all in the second half, four rebounds, three assists, two blocks and one steal in college debut vs. Longwood (Nov. 9) ... Earned the start vs. the Lancers, and went 6-of-7 from the charity stripe in the game ... Scored first 20-point game of his career at Baylor (Nov. 12), posting 20 on 6-of-13 shooting from the field and a 7-of-10 effort from the free throw line ... Also collected a team high three steals vs. the Bears ... Scored 10 points, and collected two steals in first-career game vs. archrival Clemson (Nov. 17) ... Dished four assists vs. FIU (Nov. 24) ... Was in foul trouble at No. 9/11 Oklahoma State (Dec. 6); posted seven points, hitting two 3s in the contest vs. the Cowboys ... Played a season high 36 minutes vs. Manhattan (Dec. 17), scoring a team high 17 points, hitting 10-of-13 attempts from the free throw line ... Posted 19 points, hitting three 3s on 10 attempts, while dishing three assists vs. USC Upstate (Dec. 19) ... Solid in three games at Diamond Head Classic, scored 13 points to begin tournament in win vs. Saint Mary's (Dec. 22), also dished two assists vs. the Gaels ... Struggled vs. Boise State (Dec. 23), going 0-6 from the field, but rebounded with 12-point effort in win vs. Akron (Dec. 25) ... Also dished two assists and posted two steals vs. the Zips ... Scored eight points, with three rebounds, two assists, a block and one steal in home win vs. Akron (Dec. 28) ... Foul trouble in first half vs. Marshall (Dec. 30), scored just three points ... Scored eight points to go with four rebounds vs. SC State (Jan. 3) ... Went 2-of-2 beyond the arc as he posted 10 points go with four rebounds and a season high three steals at No. 10/11 Florida ... Posted a career high 25 points on career best nine field goals vs. LSU (Jan. 11) as he also went 6-of-9 from the foul line to go with five rebounds and two assists ...

### CAREER STATISTICS

Season	GP-GS	Min	Avg	FG	FGA	Pct	3FG	3FGA	Pct	FT	FTA	Pct	Off	Def	Tot	Avg	PF	FO	Ast	TO	Bk	Stl	Pts	Avg
2013-14	15-15	394	26.3	54	135	.400	14	37	.378	53	77	.688	16	39	55	3.7	41	0	25	28	7	16	175	11.7

### CAREER SEC STATISTICS

Season	GP-GS	Min	Avg	FG	FGA	Pc-t	3FG	3FGA	Pct	FT	FTA	Pct	Off	Def	Tot	Avg	PF	FO	Ast	TO	Bk	Stl	Pts	Avg
2014	2-2	62	31.0	12	18	.667	3	5	.600	8	13	.615	1	8	9	4.5	7	0	3	7	1	4	35	17.5



## AN INDIVIDUAL ...

Scored 20 or more points:	South Carolina: Sindarius Thornwell (25), vs. LSU, Jan. 11, 2014 in Columbia, S.C. Opponent: Anthony Drmic (30), Boise State, Dec. 23, 2013 in Honolulu, Hawaii
Scored 30 or more points:	South Carolina: Brenton Williams (38) Miss. State, March 6, 2013 in Columbia, S.C. Opponent: Anthony Drmic (3), Boise State, Dec. 23, 2013 in Honolulu, Hawaii
Scored 35 or more points:	South Carolina: Brenton Williams (38) vs. Miss. State, March 6, 2013 in Columbia, S.C. Opponent: Joe Crawford (Kentucky), 35, March 5, 2008 in Columbia, S.C.
Scored 40 or more points:	South Carolina: N/A thru 1992-93 season Opponent: Austin Carr (Notre Dame), 43, Dec. 30, 1969 in New Orleans, La.
Collected 20 or more rebounds:	South Carolina: Emmett Hall, 23 vs. College of Charleston, Dec. 22, 1993 in Columbia, S.C. Opponent: Ekpe Udoh (Baylor), 20, Jan. 2, 2010 in Columbia, S.C.
Collected 15 or more rebounds:	South Carolina: Lakeem Jackson, 15, vs. UALR, Nov. 25, 2012 in Puerto Vallarta, Mexico Opponent: Jared Sullinger (Ohio State), 19, Dec. 18, 2010 in Columbus, Ohio
Made 12 or more field goals:	South Carolina: Devan Downey, 12 vs. Georgia, Jan. 30, 2010 in Columbia, S.C. Opponent: Johnny O'Bryant III, 13, LSU, Feb. 14, 2013 in Columbia, S.C.
Made 10 or more field goals:	South Carolina: Brenton Williams (10) vs. Miss. State, March 6, 2013 in Columbia, S.C. Opponent: Elston Turner (10), Texas A&M, March 2, 2013 in College Station, Texas
Attempted 20 or more field goals:	South Carolina: Bruce Ellington (20) vs. Tennessee, Feb 25, 2012, in Columbia, S.C. Opponent: Tristan Carey (20), Longwood, Nov. 9, 2013 in Columbia, S.C.
Attempted 25 or more field goals:	South Carolina: Devan Downey, 25, at Kentucky, Feb. 25, 2010 in Lexington, Ky. Opponent: Kemmy Burgess (Alaska-Anchorage), 26, Nov. 24, 2005 in Anchorage, Alaska
Dished 10 or more assists:	South Carolina: Devan Downey, 11, vs. LSU, March 13, 2008 in Atlanta, Ga. Opponent: 11, Dee Bost, Mississippi State, Feb. 29, 2012 in Columbia, S.C.
Swiped 5 or more steals:	South Carolina: Brenton Williams, 5, vs. Western Carolina, Nov. 11, 2011 in Columbia, S.C. Opponent: 5, Jarell Martin, LSU, Jan. 11, 2014 in Columbia, S.C.
Blocked 5 or more shots:	South Carolina: Damontre Harris, 5, vs. Georgia, Feb. 15, 2012 in Columbia, S.C. Opponent: K.J. McDaniels (7), Clemson, Nov. 17, 2013
Made 5 or more 3-point field goals:	South Carolina: Brenton Williams (6) vs. Akron, Dec. 28, 2013 in Columbia, S.C. Opponent: Brady Heslip (5), Baylor, Nov. 12, 2013 in Waco, Texas
Attempted 8 or more 3-point field goals:	South Carolina: Brenton Williams (9), vs. Akron, Dec. 28, 2013 in Columbia, S.C. Opponent: Theron Stephens (8), SC State, Jan. 3, 2014 in Columbia, S.C.
Made 10 or more free throws:	South Carolina: Sindarius Thornwell (10), vs. Manhattan, Dec. 17, 2013 in Columbia, S.C. Opponent: Michael Alvarado (10), Manhattan, Dec. 17, 2013 in Columbia, S.C.
Attempted 15 or more free throws:	South Carolina: Mike Boynton (19) vs. Arkansas, March 11, 2004 in Atlanta, Ga. Opponent: Shawn Smith (15), Marshall (Dec. 30, 2013) in Columbia, S.C.
Played all 40 minutes of regulation:	South Carolina: Devan Downey, 40, vs. Tennessee, March 14, 2008 in Atlanta, Ga. Opponent: Frank Sullivan, Auburn, Jan. 12, 2013 in Columbia, S.C.
A player hit a last-second shot (within 3 seconds) to win a game:	South Carolina: Bruce Ellington vs. Alabama, Jan. 25, 2012 in Columbia, S.C. Opponent: Brian Bryant, Mississippi State, Feb. 29, 2012 in Columbia, S.C.
A player had a double-double:	South Carolina: Demetrius Henry (10 points, 11 rebounds), vs. SC State, Jan. 3, 2014 in Columbia, S.C. Opponent: Ricardo Glenn (21 points, 14 rebounds), USC Upstate, Dec. 19, 2013 in Columbia, S.C.
Two or more players had a double-double:	S. Carolina: Michael Carrera (23 points, 10 rebounds) and Lakeem Jackson (11 points, 11 rebounds) at LSU, Jan. 16, 2013 in Baton Rouge, La. Opponent: Alex Oriakhi (18 points, 11 rebounds), Earnest Ross (21 points, 10 rebounds) Missouri, Jan. 22, 2013 in Columbia, Mo.
A player had a triple-double:	South Carolina: Sam Muldrow (16 points, 14 rebounds, 10 blocks) vs. Vanderbilt, Jan. 8, 2011 in Columbia, S.C. *** Only second triple-double in South Carolina history (Chuck Eidson (25 points, 10 rebounds, 10 assists) vs. SC State, Nov. 29, 2002 in Columbia, S.C. Opponent: Daniel Hackett (Southern California - 22 points, 10 rebounds, 10 assists), Nov. 17, 2007 in Columbia, S.C.
Scored 30 or more points in back-to-back games:	South Carolina: Devan Downey, 30 vs. Kentucky, Jan. 26, 2010 in Columbia, S.C. 33 vs. Georgia, Jan. 30, 2010, in Columbia, S.C.
Scored 25 or more points in back-to-back games:	South Carolina: Devan Downey, 33 vs. Georgia, Jan. 30, 2010, in Columbia, S.C. 26 at Tennessee, Feb. 6, 2010 in Knoxville, Tenn.

## A TEAM...

Scored 100 or more points:	South Carolina: 103 vs. The Citadel, Nov. 12, 2007 in Columbia Opponent: 107, Vanderbilt, Feb. 17, 1996 in Nashville, Tenn.
Scored 50 points or less:	South Carolina: 36, vs. Florida, Jan. 30, 2013 in Gainesville, Fla. Opponent: 44, Longwood, Nov. 9, 2013 in Columbia, S.C.
Scored 50 points in a half:	South Carolina: 57 (1st half; Dec. 7, 2012) vs. Jacksonville, Dec. 7, 2012 in Columbia, S.C. Opponent: 51 (2nd half; Nov. 29, 2012) St. John's in Queens, N.Y.
Failed to score 25 points in a half:	South Carolina: 21 (1st half), at Florida, Jan. 8, 2014 in Gainesville, Fla. Opponent: 21 (2nd half), Akron, Dec. 28, 2013, in Columbia, S.C.

<b>Collected 50 or more rebounds:</b>	South Carolina: 50, vs. Longwood, Nov. 9, 2013 in Columbia, S.C. Opponent: 52, WKU, Nov. 27, 2010 in Bowling Green, Ky.
<b>Shot 60% or better from the field:</b>	South Carolina: 60.8% (31-51) at Western Carolina, Nov. 18, 2005 in Cullowhee, N.C. Opponent: 69.6% (32-46) Missouri, Feb. 28, 2013 in Columbia, S.C.
<b>Shot 50% or better from the field:</b>	South Carolina: 50.0% (25-50), vs. SC State, Jan. 3, 2014 in Columbia, S.C. Opponent: 57.8% (26-45) Florida, Jan. 8, 2014 in Gainesville, Fla.
<b>Shot less than 30% from the field:</b>	South Carolina: 28.1% (18-64), vs. LSU, Feb. 14, 2013 in Columbia, S.C. Opponent: 22.8% (13-57), Longwood, Nov. 9, 2013 in Columbia, S.C.
<b>Shot 50% or better from 3-point range (at least 10 attempts):</b>	South Carolina: 50.0% (5-10), at Florida, Jan. 8, 2014 in Gainesville, Fla. Opponent 57.1%(12-21) Florida, Jan. 30, 2013 in Gainesville, Fla.
<b>Shot 20% or less from 3-point range (at least 10 attempts):</b>	South Carolina: 10.0% (1-10), at Clemson, Nov. 17, 2013 in Clemson, S.C. Opponent: 7.1% (1-14), Marshall, Dec. 30, 2013 in Columbia, S.C.
<b>Dished 20 or more assists:</b>	South Carolina: 20, vs. Akron, Dec. 28, 2013, in Columbia, S.C. Opponent: 22, vs. North Carolina, Nov. 25, 2011 in Las Vegas, Nev.
<b>Made 35 or more shots:</b>	South Carolina: 35 vs. Elon, Nov. 19, 2010 in Columbia, S.C. Opponent: 35, vs. Tennessee, March 5, 2009 in Columbia, S.C.
<b>Attempted 80 or more shots:</b>	South Carolina: 83 vs. WKU Nov. 27, 2010 in Bowling Green, Ky. Opponent: 83, LSU, Feb. 10, 1996 in Columbia, S.C.
<b>Attempted 70 or more shots:</b>	South Carolina: 72, vs. Providence, Dec. 1, 2011 in Columbia, S.C. Opponent: 79, WKU, Nov. 27, 2010 in Bowling Green, Ky.
<b>Made 10 or more 3-pointers:</b>	South Carolina: 10 vs. Jacksonville, Dec. 7, 2012 in Columbia, S.C. Opponent: 12, Florida, Jan. 30, 2013 in Gainesville, Fla.
<b>Did not make a 3-pointer:</b>	South Carolina: 0, vs. Milwaukee, Nov. 11, 2012 in Columbia, S.C. Opponent: 0, Miss. State, Jan. 9, 2013 in Starkville, Miss.
<b>Attempted 30 or more 3-pointers:</b>	South Carolina: 31 vs. Alabama, Jan. 25, 2012 in Columbia, S.C. Opponent: 33, Milwaukee, Nov. 11, 2012 in Columbia, S.C.
<b>Attempted 25 or more 3-pointers:</b>	South Carolina: 27 vs. Rider, Nov. 19, 2012 in Columbia, S.C. Opponent: 27, Missouri, Jan. 22, 2013 in Columbia, Mo..
<b>Made 30 or more free throws:</b>	South Carolina: 32 vs. Vanderbilt, Jan. 28, 2009 in Columbia Opponent: 35, USC Upstate, Dec. 19, 2013, in Columbia, S.C.
<b>Attempted 40 or more free throws:</b>	South Carolina: 44 vs. Georgia Southern, Nov. 16, 2009 in Columbia, S.C. Opponent: 47, Marshall, Dec. 30, 2013 in Columbia, S.C.
<b>Swiped 15 or more steals:</b>	South Carolina: 15 vs. Vanderbilt, Jan. 16, 2010 in Columbia, S.C. Opponent: 17, Indiana, Nov. 8, 1998 in Indianapolis, Ind.
<b>Blocked 12 or more shots:</b>	South Carolina: 12, vs. Vanderbilt, Jan. 8, 2011 in Columbia, S.C. Opponent: 12, Clemson, Nov. 17, 2013 in Clemson, S.C.
<b>Blocked 8 or more shots:</b>	South Carolina: 8, vs. Longwood, Nov. 9, 2013 in Columbia, S.C. Opponent: 9, Manhattan, Dec. 17, 2013 in Columbia, S.C.
<b>Won by 30 or more points:</b>	South Carolina: 38, vs. Longwood, Nov. 9, 2013 in Columbia, S.C. Opponent: 39, Florida, Jan. 30, 2013 in Gainesville, Fla.
<b>Won by 20 or more points:</b>	South Carolina: 27, vs. Marshall, Dec. 30, 2013 in Columbia, S.C. Opponent: 26, Boise State, Dec. 23, 2013 in Honolulu, Hawaii
<b>Played a single overtime game:</b>	Win: 82-73 at LSU, Jan. 16, 2013 in Baton Rouge, La. Loss: 62-54 at Georgia, Feb. 23, 2013 in Athens, Ga.
<b>Played a double overtime game:</b>	Win: 87-85 vs. WKU, Nov. 27, 2010 in Bowling Green, Ky. Loss: 98-88 vs. Louisville, Feb. 20, 1988 in Columbia, S.C.
<b>South Carolina played a No. 1 Team in the country:</b>	Win: 68-62 vs. Kentucky, Jan. 26, 2010 in Columbia, S.C. Loss: 86-52 loss vs. No. 1/1 Kentucky, Feb. 4, 2012 in Columbia, S.C.
<b>South Carolina played a top-5 opponent:</b>	Win: 68-62 vs. No. 1/1 Kentucky, Jan. 26, 2010 in Columbia, S.C. Loss: 75-36 loss to No. 4/4 Florida, Jan. 30, 2013 in Gainesville, Fla.
<b>South Carolina played a top-10 opponent:</b>	Win: 68-62 vs. No. 1/1 Kentucky, Jan. 26, 2010 in Columbia, S.C. Loss: 74-58 at No. 10/11 Florida, Jan. 8, 2014 in Gainesville, Fla.
<b>South Carolina played a top-25 opponent:</b>	Win: 83-75 (OT) win over No. 22/24 Vanderbilt, Jan. 8, 2011 in Columbia, S.C. Loss: 79-52 at No. 9/11 Oklahoma State, Dec. 6, 2013 in Stillwater, Okla.
<b>South Carolina defeated a ranked opponent:</b>	Home: 83-75 vs. No. 22/24 Vanderbilt, Jan. 8, 2011 in Columbia, S.C. <u>Away: 77-73 at No. 13/19 Vanderbilt, March 6, 2010 in Nashville, Tenn.</u> SEC Home: 83-75 vs. No. 22/24 Vanderbilt, Jan. 8, 2011 in Columbia, S.C. SEC Away: 77-73 at No. 13/19 Vanderbilt, March 6, 2010 in Nashville, Tenn. Non-conference away: 85-84 at No. 19/20 Baylor, Jan. 2, 2009 in Waco, Texas
<b>A South Carolina win opened the season:</b>	Home: 82-44, vs. Longwood, Nov. 9, 2013 in Columbia, S.C. Away: 81-63 win at Western Carolina, Nov. 12, 2005 in Cullowhee, N.C. Neutral: 74-61 win vs. Chaminade, Nov. 19, 2001 in Maui, Hawaii (Maui Invite)
<b>South Carolina opened SEC play:</b>	Home: 83-75 win vs. No. 22/24 Vanderbilt, Jan. 8, 2011 in Columbia, S.C. Away: 74-58 loss at No. 10/11 Florida, Jan. 8, 2014 in Gainesville, Fla.



South Carolina Basketball  
 South Carolina Combined Team Statistics (as of Jan 11, 2014)  
 All games

RECORD:	OVERALL	HOME	AWAY	NEUTRAL
ALL GAMES	7-8	5-3	0-4	2-1
CONFERENCE	0-2	0-1	0-1	0-0
NON-CONFERENCE	7-6	5-2	0-3	2-1

##	Player	gp-gs	min	avg	Total		3-Point		F-Throw		Rebounds				pf	dq	a	to	blk	stl	pts	avg		
					fg-fga	fg%	3fg-fga	3fg%	ft-fa	ft%	off	def	tot	avg										
04	JOHNSON, Tyrone	15-9	417	27.8	52-130	.400	8-17	.471	67-89	.753	9	35	44	2.9	24	0	53	29	1	10	179	11.9		
00	THORNWELL, Sindari	15-15	394	26.3	54-135	.400	14-37	.378	53-77	.688	16	39	55	3.7	41	0	25	28	7	16	175	11.7		
01	WILLIAMS, Brenton	15-6	347	23.1	52-125	.416	29-73	.397	33-34	.971	3	24	27	1.8	20	0	23	16	0	13	166	11.1		
24	CARRERA, Michael	14-3	249	17.8	32-72	.444	3-14	.214	27-40	.675	24	34	58	4.1	30	0	8	19	15	10	94	6.7		
10	NOTICE, Duane	15-10	307	20.5	32-72	.444	8-22	.364	23-33	.697	10	24	34	2.3	25	1	42	33	2	7	95	6.3		
21	HENRY, Demetrius	15-15	320	21.3	45-95	.474	0-0	.000	4-21	.190	30	39	69	4.6	57	5	5	14	11	7	94	6.3		
25	KACINAS, Mindaugas	15-15	374	24.9	31-58	.534	0-1	.000	26-41	.634	36	46	82	5.5	48	2	6	31	8	13	88	5.9		
23	ELLINGTON, Bruce	3-2	69	23.0	6-21	.286	3-13	.231	2-2	1.000	2	2	4	1.3	8	0	5	4	2	3	17	5.7		
05	SHAW, Jaylen	14-0	131	9.4	14-27	.519	8-15	.533	11-13	.846	0	8	8	0.6	14	0	19	9	1	1	47	3.4		
14	CHATKEVICIUS, L.	14-0	137	9.8	22-37	.595	0-0	.000	3-6	.500	14	30	44	3.1	22	0	3	8	6	4	47	3.4		
32	RINGER, Desmond	15-0	176	11.7	13-33	.394	0-0	.000	14-23	.609	14	21	35	2.3	36	0	3	11	3	1	40	2.7		
15	THEUS JR., Reggie	6-0	17	2.8	2-6	.333	0-0	.000	1-4	.250	3	2	5	0.8	0	0	1	1	0	1	5	0.8		
20	MCKIE, Justin	7-0	22	3.1	1-6	.167	0-3	.000	2-4	.500	3	3	6	0.9	1	0	0	0	0	1	4	0.6		
35	STEELE, Brian	6-0	36	6.0	1-5	.200	1-3	.333	0-0	.000	1	0	1	0.2	7	1	1	2	0	0	3	0.5		
12	CONSTABLE, Austin	2-0	4	2.0	0-2	.000	0-1	.000	0-0	.000	0	0	0	0.0	1	0	0	0	0	1	0	0.0		
Team											31	31	62											
Total.....		15	3000		357-824	.433	74-199	.372	266-387	.687	196	338	534	35.6	334	9	194	211	56	88	1054	70.3		
Opponents.....		15	3000		329-783	.420	79-270	.293	295-426	.692	172	317	489	32.6	327	-	184	210	74	111	1032	68.8		

TEAM STATISTICS	SC	OPP	Date	Opponent	Score	Att.	
SCORING	1054	1032	11/9/13	LONGWOOD	w 82-44	8536	
Points per game	70.3	68.8	11/12/13	at Baylor	L 64-66	5706	
Scoring margin	+1.5	-	11/17/13	at Clemson	L 57-71	7283	
FIELD GOALS-ATT	357-824	329-783	11/24/13	FIU	w 84-72	9869	
Field goal pct	.433	.420	12-06-13	at Oklahoma State	L 52-79	13611	
3 POINT FG-ATT	74-199	79-270	12/17/13	MANHATTAN	L 68-86	7573	
3-point FG pct	.372	.293	12/19/13	USC UPSTATE	L 68-74	7531	
3-pt FG made per game	4.9	5.3	12/22/13	vs Saint Mary's	w 78-71	0	
FREE THROWS-ATT	266-387	295-426	12/23/13	vs Boise State	L 54-80	0	
Free throw pct	.687	.692	12/25/13	vs Akron	w 69-59	0	
F-Throws made per game	17.7	19.7	12/28/13	AKRON	w 78-45	7802	
REBOUNDS	534	489	12/30/13	MARSHALL	w 92-65	7935	
Rebounds per game	35.6	32.6	1/3/14	SC STATE	w 82-75	7357	
Rebounding margin	+3.0	-	* 1/8/14	at Florida	L 58-74	12147	
ASSISTS	194	184	* 1/11/14	LSU	L 68-71	12071	
Assists per game	12.9	12.3					
TURNOVERS	211	210					
Turnovers per game	14.1	14.0					
Turnover margin	-0.1	-					
Assist/turnover ratio	0.9	0.9					
STEALS	88	111					
Steals per game	5.9	7.4					
BLOCKS	56	74					
Blocks per game	3.7	4.9					
ATTENDANCE	68674	38747					
Home games-Avg/Game	8-8584	4-9687					
Neutral site-Avg/Game	-	3-0					

\* = Conference game

Score by Periods	1st	2nd	Totals
South Carolina	474	580	1054
Opponents	502	530	1032



South Carolina Basketball  
 South Carolina Combined Team Statistics (as of Jan 11, 2014)  
 Conference games

RECORD:	OVERALL	HOME	AWAY	NEUTRAL
ALL GAMES	0-2	0-1	0-1	0-0
CONFERENCE	0-2	0-1	0-1	0-0
NON-CONFERENCE	0-0	0-0	0-0	0-0

##	Player	gp-gs	min	avg	Total		3-Point		F-Throw		Rebounds			pf	dq	a	to	blk	stl	pts	avg	
					fg-fga	fg%	3fg-fga	3fg%	ft-fta	ft%	off	def	tot									avg
00	THORNWELL, Sindari	2-2	62	31.0	12-18	.667	3-5	.600	8-13	.615	1	8	9	4.5	7	0	3	7	1	4	35	17.5
04	JOHNSON, Tyrone	2-0	55	27.5	7-23	.304	1-1	1.000	12-15	.800	4	7	11	5.5	4	0	5	6	0	1	27	13.5
01	WILLIAMS, Brenton	2-2	60	30.0	7-23	.304	4-13	.308	3-4	.750	0	4	4	2.0	5	0	3	6	0	5	21	10.5
25	KACINAS, Mindaugas	2-2	42	21.0	2-4	.500	0-0	.000	6-8	.750	3	3	6	3.0	7	0	0	3	1	3	10	5.0
32	RINGER, Desmond	2-0	43	21.5	2-5	.400	0-0	.000	5-5	1.000	2	7	9	4.5	6	0	0	3	0	0	9	4.5
24	CARRERA, Michael	2-0	36	18.0	3-6	.500	0-0	.000	2-5	.400	2	4	6	3.0	3	0	1	3	2	2	8	4.0
10	NOTICE, Duane	2-2	41	20.5	2-4	.500	1-2	.500	3-5	.600	1	0	1	0.5	2	0	4	6	0	0	8	4.0
05	SHAW, Jaylen	2-0	21	10.5	1-2	.500	0-0	.000	2-2	1.000	0	2	2	1.0	5	0	2	3	0	0	4	2.0
21	HENRY, Demetrius	2-2	28	14.0	1-3	.333	0-0	.000	0-3	.000	1	1	2	1.0	8	0	1	1	0	0	2	1.0
14	CHATKEVICIUS, L.	2-0	12	6.0	1-1	1.000	0-0	.000	0-0	.000	0	3	3	1.5	1	0	0	2	0	1	2	1.0
Team											2	5	7									
Total.....		2	400		38-89	.427	9-21	.429	41-60	.683	16	44	60	30.0	48	0	19	40	4	16	126	63.0
Opponents.....		2	400		48-101	.475	10-37	.270	39-59	.661	21	46	67	33.5	43	-	29	34	8	24	145	72.5

TEAM STATISTICS	SC	OPP	Date	Opponent	Score	Att.
SCORING	126	145	* 1/8/14	at Florida	L 58-74	12147
Points per game	63.0	72.5	* 1/11/14	LSU	L 68-71	12071
Scoring margin	-9.5	-	* = Conference game			
FIELD GOALS-ATT	38-89	48-101				
Field goal pct	.427	.475				
3 POINT FG-ATT	9-21	10-37				
3-point FG pct	.429	.270				
3-pt FG made per game	4.5	5.0				
FREE THROWS-ATT	41-60	39-59				
Free throw pct	.683	.661				
F-Throws made per game	20.5	19.5				
REBOUNDS	60	67				
Rebounds per game	30.0	33.5				
Rebounding margin	-3.5	-				
ASSISTS	19	29				
Assists per game	9.5	14.5				
TURNOVERS	40	34				
Turnovers per game	20.0	17.0				
Turnover margin	-3.0	-				
Assist/turnover ratio	0.5	0.9				
STEALS	16	24				
Steals per game	8.0	12.0				
BLOCKS	4	8				
Blocks per game	2.0	4.0				
ATTENDANCE	12071	12147				
Home games-Avg/Game	1-12071	1-12147				
Neutral site-Avg/Game	-	0-0				

Score by Periods	1st	2nd	Totals
South Carolina	51	75	126
Opponents	66	79	145



South Carolina Basketball  
 South Carolina Team Game-by-Game Comparison (as of Jan 13, 2014)  
 All games

Opponent	1st	2nd	Score	Mar	Total FG	FG Pct	3-Pointers	3FG Pct	Free Throws	FT Pct	Rebounds	Assist	T/Over	Block	Steal	Fouls
LONGWOOD	37/15	45/29	82-44	+38	28-57/13-57	.491/.228	6-20/4-22	.300/.182	20-24/14-22	.833/.636	50/27 +23	13/7	15/13	8/0	5/9	18/19
Baylor	39/38	25/28	64-66	(2)	18-50/19-50	.360/.380	3-8/6-17	.375/.353	25-36/22-41	.694/.537	35/46 (11)	14/12	8/15	4/6	9/4	29/26
Clemson	26/35	31/36	57-71	(14)	23-65/21-48	.354/.438	1-10/5-14	.100/.357	10-18/24-26	.556/.923	41/33 +8	7/14	13/12	2/12	6/8	21/20
FIU	39/42	45/30	84-72	+12	30-59/24-50	.508/.480	8-19/6-16	.421/.375	16-21/18-21	.762/.857	31/27 +4	19/13	13/16	3/3	5/9	15/18
Oklahoma State	15/39	37/40	52-79	(27)	16-45/25-56	.356/.446	6-11/5-22	.545/.227	14-22/24-32	.636/.750	36/32 +4	10/13	24/7	4/4	3/10	26/17
MANHATTAN	34/45	34/41	68-86	(18)	22-52/23-49	.423/.469	2-7/6-13	.286/.462	22-38/34-39	.579/.872	27/33 (6)	15/13	16/16	3/9	3/11	23/30
USC UPSTATE	37/33	31/41	68-74	(6)	23-69/24-56	.333/.429	8-29/6-21	.276/.286	14-20/20-35	.700/.571	45/45 -	15/17	12/14	5/5	9/8	24/17
Saint Mary's	33/27	45/44	78-71	+7	28-48/22-54	.583/.407	4-7/7-19	.571/.368	18-29/20-25	.621/.800	32/27 +5	12/11	11/11	3/2	6/3	24/20
Boise State	28/43	26/37	54-80	(26)	19-51/29-54	.373/.537	4-16/9-22	.250/.409	12-18/13-19	.667/.684	30/28 +2	6/16	18/9	4/3	3/7	18/22
Akron	25/31	44/28	69-59	+10	25-60/22-58	.417/.379	2-9/5-17	.222/.294	17-21/10-19	.810/.526	38/35 +3	12/10	10/16	3/8	6/5	21/19
AKRON	30/24	48/21	78-45	+33	28-63/13-40	.444/.325	8-15/4-16	.533/.250	14-19/15-23	.737/.652	34/27 +7	20/6	7/21	5/3	6/4	19/23
MARSHALL	36/31	56/34	92-65	+27	34-66/17-45	.515/.378	6-12/1-14	.500/.071	18-26/30-47	.692/.638	44/27 +17	19/9	11/16	4/6	7/2	32/26
SC STATE	44/33	38/42	82-75	+7	25-50/29-65	.500/.446	7-15/5-20	.467/.250	25-35/12-18	.714/.667	31/35 (4)	13/14	13/10	4/5	4/7	16/27
Florida	21/34	37/40	58-74	(16)	18-41/26-45	.439/.578	5-10/5-19	.500/.263	17-26/17-24	.654/.708	28/25 +3	9/16	21/15	0/4	7/10	20/19
LSU	30/32	38/39	68-71	(3)	20-48/22-56	.417/.393	4-11/5-18	.364/.278	24-34/22-35	.706/.629	32/42 (10)	10/13	19/19	4/4	9/14	28/24

Note: Game totals are displayed in the format TEAM/OPPONENT for each category



South Carolina Basketball  
 South Carolina Category Leaders (as of Jan 13, 2014)  
 All games

Points	G	Pts	Pts/G
JOHNSON, Tyrone	15	179	11.9
THORNWELL, Sindarius	15	175	11.7
WILLIAMS, Brenton	15	166	11.1
NOTICE, Duane	15	95	6.3
HENRY, Demetrius	15	94	6.3
CARRERA, Michael	14	94	6.7
KACINAS, Mindaugas	15	88	5.9
CHATKEVICIUS, L.	14	47	3.4
SHAW, Jaylen	14	47	3.4
RINGER, Desmond	15	40	2.7
ELLINGTON, Bruce	3	17	5.7
THEUS JR., Reggie	6	5	0.8

FG Percentage	FG	Att	Pct
CHATKEVICIUS, L.	22	37	.595
KACINAS, Mindaugas	31	58	.534
SHAW, Jaylen	14	27	.519
HENRY, Demetrius	45	95	.474
NOTICE, Duane	32	72	.444
CARRERA, Michael	32	72	.444
WILLIAMS, Brenton	52	125	.416
THORNWELL, Sindarius	54	135	.400
JOHNSON, Tyrone	52	130	.400
RINGER, Desmond	13	33	.394
THEUS JR., Reggie	2	6	.333
ELLINGTON, Bruce	6	21	.286

3-Point Percentage	3FG	Att	Pct
SHAW, Jaylen	8	15	.533
JOHNSON, Tyrone	8	17	.471
WILLIAMS, Brenton	29	73	.397
THORNWELL, Sindarius	14	37	.378
NOTICE, Duane	8	22	.364
STEELE, Brian	1	3	.333
ELLINGTON, Bruce	3	13	.231
CARRERA, Michael	3	14	.214
CONSTABLE, Austin	0	1	.000
MCKIE, Justin	0	3	.000
KACINAS, Mindaugas	0	1	.000

Free Throw Percent	FG	Att	Pct
ELLINGTON, Bruce	2	2	1.000
WILLIAMS, Brenton	33	34	.971
SHAW, Jaylen	11	13	.846
JOHNSON, Tyrone	67	89	.753
NOTICE, Duane	23	33	.697
THORNWELL, Sindarius	53	77	.688
CARRERA, Michael	27	40	.675
KACINAS, Mindaugas	26	41	.634
RINGER, Desmond	14	23	.609
CHATKEVICIUS, L.	3	6	.500
MCKIE, Justin	2	4	.500
THEUS JR., Reggie	1	4	.250

Scoring Average	G	Pts	Avg/G
JOHNSON, Tyrone	15	179	11.9
THORNWELL, Sindarius	15	175	11.7
WILLIAMS, Brenton	15	166	11.1
CARRERA, Michael	14	94	6.7
NOTICE, Duane	15	95	6.3
HENRY, Demetrius	15	94	6.3
KACINAS, Mindaugas	15	88	5.9
ELLINGTON, Bruce	3	17	5.7
CHATKEVICIUS, L.	14	47	3.4
SHAW, Jaylen	14	47	3.4
RINGER, Desmond	15	40	2.7
THEUS JR., Reggie	6	5	0.8

Field Goal Attempts	G	Att	Att/G
THORNWELL, Sindarius	15	135	9.0
JOHNSON, Tyrone	15	130	8.7
WILLIAMS, Brenton	15	125	8.3
HENRY, Demetrius	15	95	6.3
NOTICE, Duane	15	72	4.8
CARRERA, Michael	14	72	5.1

Field Goals Made	G	Made	Made/G
THORNWELL, Sindarius	15	54	3.6
WILLIAMS, Brenton	15	52	3.5
JOHNSON, Tyrone	15	52	3.5
HENRY, Demetrius	15	45	3.0
CARRERA, Michael	14	32	2.3
NOTICE, Duane	15	32	2.1

3-Point FG Attempts	G	Att	Att/G
WILLIAMS, Brenton	15	73	4.9
THORNWELL, Sindarius	15	37	2.5
NOTICE, Duane	15	22	1.5
JOHNSON, Tyrone	15	17	1.1
SHAW, Jaylen	14	15	1.1

3-Point FG Made	G	Made	Made/G
WILLIAMS, Brenton	15	29	1.9
THORNWELL, Sindarius	15	14	0.9
SHAW, Jaylen	14	8	0.6
NOTICE, Duane	15	8	0.5
JOHNSON, Tyrone	15	8	0.5

Free Throw Attempts	G	Att	Att/G
JOHNSON, Tyrone	15	89	5.9
THORNWELL, Sindarius	15	77	5.1
KACINAS, Mindaugas	15	41	2.7
CARRERA, Michael	14	40	2.9
WILLIAMS, Brenton	15	34	2.3

Free Throws Made	G	Made	Made/G
JOHNSON, Tyrone	15	67	4.5
THORNWELL, Sindarius	15	53	3.5
WILLIAMS, Brenton	15	33	2.2
CARRERA, Michael	14	27	1.9
KACINAS, Mindaugas	15	26	1.7



South Carolina Basketball  
South Carolina Category Leaders (as of Jan 13, 2014)  
All games

Rebounds	G	Reb	Reb/G
KACINAS, Mindaugas	15	82	5.5
HENRY, Demetrius	15	69	4.6
CARRERA, Michael	14	58	4.1
THORNWELL, Sindarius	15	55	3.7
CHATKEVICIUS, L.	14	44	3.1
JOHNSON, Tyrone	15	44	2.9

Rebound Average	G	Reb	Avg/G
KACINAS, Mindaugas	15	82	5.5
HENRY, Demetrius	15	69	4.6
CARRERA, Michael	14	58	4.1
THORNWELL, Sindarius	15	55	3.7
CHATKEVICIUS, L.	14	44	3.1

Offensive Rebounds	G	No.	Avg/G
KACINAS, Mindaugas	15	36	2.4
HENRY, Demetrius	15	30	2.0
CARRERA, Michael	14	24	1.7
THORNWELL, Sindarius	15	16	1.1
CHATKEVICIUS, L.	14	14	1.0
RINGER, Desmond	15	14	0.9

Defensive Rebounds	G	No.	Avg/G
KACINAS, Mindaugas	15	46	3.1
THORNWELL, Sindarius	15	39	2.6
HENRY, Demetrius	15	39	2.6
JOHNSON, Tyrone	15	35	2.3
CARRERA, Michael	14	34	2.4

Fouls	G	No.	Per/G
HENRY, Demetrius	15	57	3.8
KACINAS, Mindaugas	15	48	3.2
THORNWELL, Sindarius	15	41	2.7
RINGER, Desmond	15	36	2.4
CARRERA, Michael	14	30	2.1

Foulsouts	G	No.
HENRY, Demetrius	15	5
KACINAS, Mindaugas	15	2
NOTICE, Duane	15	1
STEELE, Brian	6	1

Assists	G	No.	Ast/G
JOHNSON, Tyrone	15	53	3.5
NOTICE, Duane	15	42	2.8
THORNWELL, Sindarius	15	25	1.7
WILLIAMS, Brenton	15	23	1.5
SHAW, Jaylen	14	19	1.4

Steals	G	No.	Stl/G
THORNWELL, Sindarius	15	16	1.1
WILLIAMS, Brenton	15	13	0.9
KACINAS, Mindaugas	15	13	0.9
CARRERA, Michael	14	10	0.7
JOHNSON, Tyrone	15	10	0.7

Blocked Shots	G	No.	Blk/G
CARRERA, Michael	14	15	1.1
HENRY, Demetrius	15	11	0.7
KACINAS, Mindaugas	15	8	0.5
THORNWELL, Sindarius	15	7	0.5
CHATKEVICIUS, L.	14	6	0.4

Minutes	G	No.	Min/G
JOHNSON, Tyrone	15	417	27.8
THORNWELL, Sindarius	15	394	26.3
KACINAS, Mindaugas	15	374	24.9
WILLIAMS, Brenton	15	347	23.1
HENRY, Demetrius	15	320	21.3

Turnovers	G	No.	TO/G
NOTICE, Duane	15	33	2.2
KACINAS, Mindaugas	15	31	2.1
JOHNSON, Tyrone	15	29	1.9
THORNWELL, Sindarius	15	28	1.9
CARRERA, Michael	14	19	1.4





South Carolina Basketball  
South Carolina Team High/Low Analysis (as of Jan 13, 2014)  
All games

South Carolina - TEAM GAME HIGHS

POINTS	92	MARSHALL (12/30/13)
	84	FIU (11/24/13)
	82	SC STATE (1/3/14)
	82	LONGWOOD (11/9/13)
	78	AKRON (12/28/13)
	78	vs Saint Mary's (12/22/13)
FIELD GOALS MADE	34	MARSHALL (12/30/13)
	30	FIU (11/24/13)
FIELD GOAL ATTEMPTS	69	USC UPSTATE (12/19/13)
	66	MARSHALL (12/30/13)
FIELD GOAL PERCENTAGE	.583 (28-48)	vs Saint Mary's (12/22/13)
	.515 (34-66)	MARSHALL (12/30/13)
3 PT FIELD GOALS MADE	8	AKRON (12/28/13)
	8	USC UPSTATE (12/19/13)
	8	FIU (11/24/13)
3 PT FG ATTEMPTS	29	USC UPSTATE (12/19/13)
	20	LONGWOOD (11/9/13)
3 PT FG PERCENTAGE	.571 (4-7)	vs Saint Mary's (12/22/13)
	.545 (6-11)	at Oklahoma State (12-06-13)
FREE THROWS MADE	25	SC STATE (1/3/14)
	25	at Baylor (11/12/13)
FREE THROW ATTEMPTS	38	MANHATTAN (12/17/13)
	36	at Baylor (11/12/13)
FREE THROW PERCENTAGE	.833 (20-24)	LONGWOOD (11/9/13)
	.810 (17-21)	vs Akron (12/25/13)
REBOUNDS	50	LONGWOOD (11/9/13)
	45	USC UPSTATE (12/19/13)
ASSISTS	20	AKRON (12/28/13)
	19	MARSHALL (12/30/13)
	19	FIU (11/24/13)
STEALS	9	LSU (1/11/14)
	9	USC UPSTATE (12/19/13)
	9	at Baylor (11/12/13)
BLOCKED SHOTS	8	LONGWOOD (11/9/13)
	5	AKRON (12/28/13)
	5	USC UPSTATE (12/19/13)
TURNOVERS	24	at Oklahoma State (12-06-13)
	21	at Florida (1/8/14)
FOULS	32	MARSHALL (12/30/13)
	29	at Baylor (11/12/13)



South Carolina Basketball  
South Carolina High/Low Analysis (as of Jan 13, 2014)  
All games

Opponent - GAME HIGHS

POINTS	86	MANHATTAN (12/17/13)
	80	vs Boise State (12/23/13)
	79	at Oklahoma State (12-06-13)
	75	SC STATE (1/3/14)
	74	at Florida (1/8/14)
	74	USC UPSTATE (12/19/13)
FIELD GOALS MADE	29	SC STATE (1/3/14)
	29	vs Boise State (12/23/13)
FIELD GOAL ATTEMPTS	65	SC STATE (1/3/14)
	58	vs Akron (12/25/13)
FIELD GOAL PERCENTAGE	.578 (26-45)	at Florida (1/8/14)
	.537 (29-54)	vs Boise State (12/23/13)
3 PT FIELD GOALS MADE	9	vs Boise State (12/23/13)
	7	vs Saint Mary's (12/22/13)
3 PT FG ATTEMPTS	22	vs Boise State (12/23/13)
	22	at Oklahoma State (12-06-13)
	22	LONGWOOD (11/9/13)
3 PT FG PERCENTAGE	.462 (6-13)	MANHATTAN (12/17/13)
	.409 (9-22)	vs Boise State (12/23/13)
FREE THROWS MADE	34	MANHATTAN (12/17/13)
	30	MARSHALL (12/30/13)
FREE THROW ATTEMPTS	47	MARSHALL (12/30/13)
	41	at Baylor (11/12/13)
FREE THROW PERCENTAGE	.923 (24-26)	at Clemson (11/17/13)
	.872 (34-39)	MANHATTAN (12/17/13)
REBOUNDS	46	at Baylor (11/12/13)
	45	USC UPSTATE (12/19/13)
ASSISTS	17	USC UPSTATE (12/19/13)
	16	at Florida (1/8/14)
	16	vs Boise State (12/23/13)
STEALS	14	LSU (1/11/14)
	11	MANHATTAN (12/17/13)
BLOCKED SHOTS	12	at Clemson (11/17/13)
	9	MANHATTAN (12/17/13)
TURNOVERS	21	AKRON (12/28/13)
	19	LSU (1/11/14)
FOULS	30	MANHATTAN (12/17/13)
	27	SC STATE (1/3/14)



South Carolina Basketball  
South Carolina High/Low Analysis (as of Jan 13, 2014)  
All games

South Carolina - GAME LOWS

POINTS	52	at Oklahoma State (12-06-13)
	54	vs Boise State (12/23/13)
	57	at Clemson (11/17/13)
	58	at Florida (1/8/14)
	64	at Baylor (11/12/13)
FIELD GOALS MADE	16	at Oklahoma State (12-06-13)
	18	at Baylor (11/12/13)
	18	at Florida (1/8/14)
FIELD GOAL ATTEMPTS	41	at Florida (1/8/14)
	45	at Oklahoma State (12-06-13)
FIELD GOAL PERCENTAGE	.333 (23-69)	USC UPSTATE (12/19/13)
	.354 (23-65)	at Clemson (11/17/13)
3 PT FIELD GOALS MADE	1	at Clemson (11/17/13)
	2	MANHATTAN (12/17/13)
	2	vs Akron (12/25/13)
3 PT FG ATTEMPTS	7	MANHATTAN (12/17/13)
	7	vs Saint Mary's (12/22/13)
3 PT FG PERCENTAGE	.100 (1-10)	at Clemson (11/17/13)
	.222 (2-9)	vs Akron (12/25/13)
FREE THROWS MADE	10	at Clemson (11/17/13)
	12	vs Boise State (12/23/13)
FREE THROW ATTEMPTS	18	at Clemson (11/17/13)
	18	vs Boise State (12/23/13)
FREE THROW PERCENTAGE	.556 (10-18)	at Clemson (11/17/13)
	.579 (22-38)	MANHATTAN (12/17/13)
REBOUNDS	27	MANHATTAN (12/17/13)
	28	at Florida (1/8/14)
ASSISTS	6	vs Boise State (12/23/13)
	7	at Clemson (11/17/13)
STEALS	3	at Oklahoma State (12-06-13)
	3	MANHATTAN (12/17/13)
	3	vs Boise State (12/23/13)
BLOCKED SHOTS	0	at Florida (1/8/14)
	2	at Clemson (11/17/13)
TURNOVERS	7	AKRON (12/28/13)
	8	at Baylor (11/12/13)
FOULS	15	FIU (11/24/13)
	16	SC STATE (1/3/14)



South Carolina Basketball  
South Carolina High/Low Analysis (as of Jan 13, 2014)  
All games

Opponent - GAME LOWS

POINTS	44		LONGWOOD (11/9/13)
	45		AKRON (12/28/13)
	59		vs Akron (12/25/13)
	65		MARSHALL (12/30/13)
	66		at Baylor (11/12/13)
FIELD GOALS MADE	13		LONGWOOD (11/9/13)
	13		AKRON (12/28/13)
FIELD GOAL ATTEMPTS	40		AKRON (12/28/13)
	45		MARSHALL (12/30/13)
	45		at Florida (1/8/14)
FIELD GOAL PERCENTAGE	.228	(13-57)	LONGWOOD (11/9/13)
	.325	(13-40)	AKRON (12/28/13)
3 PT FIELD GOALS MADE	1		MARSHALL (12/30/13)
	4		LONGWOOD (11/9/13)
	4		AKRON (12/28/13)
3 PT FG ATTEMPTS	13		MANHATTAN (12/17/13)
	14		at Clemson (11/17/13)
	14		MARSHALL (12/30/13)
3 PT FG PERCENTAGE	.071	(1-14)	MARSHALL (12/30/13)
	.182	(4-22)	LONGWOOD (11/9/13)
FREE THROWS MADE	10		vs Akron (12/25/13)
	12		SC STATE (1/3/14)
FREE THROW ATTEMPTS	18		SC STATE (1/3/14)
	19		vs Boise State (12/23/13)
	19		vs Akron (12/25/13)
FREE THROW PERCENTAGE	.526	(10-19)	vs Akron (12/25/13)
	.537	(22-41)	at Baylor (11/12/13)
REBOUNDS	25		at Florida (1/8/14)
	27		LONGWOOD (11/9/13)
	27		FIU (11/24/13)
	27		vs Saint Mary's (12/22/13)
	27		AKRON (12/28/13)
	27		MARSHALL (12/30/13)
ASSISTS	6		AKRON (12/28/13)
	7		LONGWOOD (11/9/13)
STEALS	2		MARSHALL (12/30/13)
	3		vs Saint Mary's (12/22/13)
BLOCKED SHOTS	0		LONGWOOD (11/9/13)
	2		vs Saint Mary's (12/22/13)
TURNOVERS	7		at Oklahoma State (12-06-13)
	9		vs Boise State (12/23/13)
FOULS	17		at Oklahoma State (12-06-13)
	17		USC UPSTATE (12/19/13)



South Carolina Basketball  
 South Carolina Player High/Low Analysis (as of Jan 13, 2014)  
 All games

South Carolina - I N D I V I D U A L G A M E H I G H S

Points	25		THORNWELL, Sindarius vs LSU (1/11/14)
	24		WILLIAMS, Brenton vs Akron (12/28/13)
	20		THORNWELL, Sindarius at Baylor (11/12/13)
	19		WILLIAMS, Brenton vs SC State (1/3/14)
	19		THORNWELL, Sindarius vs USC Upstate (12/19/13)
Field Goals Made	9		THORNWELL, Sindarius vs LSU (1/11/14)
	8		WILLIAMS, Brenton vs Akron (12/28/13)
Field Goal Att.	18		THORNWELL, Sindarius vs USC Upstate (12/19/13)
	17		WILLIAMS, Brenton vs Akron (12/28/13)
FG Pct (min 5 made)	.857	(6-7)	WILLIAMS, Brenton vs SC State (1/3/14)
	.857	(6-7)	HENRY, Demetrius vs Marshall (12/30/13)
3-Point FG Made	6		WILLIAMS, Brenton vs Akron (12/28/13)
	4		SHAW, Jaylen vs FIU (11/24/13)
3-Point FG Att.	10		THORNWELL, Sindarius vs USC Upstate (12/19/13)
	9		WILLIAMS, Brenton vs Akron (12/28/13)
3-Pt FG Pct (min 2 made)	1.000	(2-2)	THORNWELL, Sindarius at Florida (1/8/14)
	1.000	(2-2)	JOHNSON, Tyrone vs SC State (1/3/14)
	1.000	(2-2)	JOHNSON, Tyrone vs Marshall (12/30/13)
Free Throws Made	10		THORNWELL, Sindarius vs Manhattan (12/17/13)
	7		JOHNSON, Tyrone vs USC Upstate (12/19/13)
	7		JOHNSON, Tyrone vs FIU (11/24/13)
	7		THORNWELL, Sindarius at Baylor (11/12/13)
Free Throw Att.	13		THORNWELL, Sindarius vs Manhattan (12/17/13)
	11		JOHNSON, Tyrone vs Manhattan (12/17/13)
FT Pct (min 3 made)	1.000	(6-6)	JOHNSON, Tyrone vs Akron (12/25/13)
	1.000	(6-6)	WILLIAMS, Brenton vs FIU (11/24/13)
	1.000	(6-6)	CARRERA, Michael at Baylor (11/12/13)
	1.000	(5-5)	WILLIAMS, Brenton vs SC State (1/3/14)
	1.000	(5-5)	KACINAS, Mindaugas vs Akron (12/28/13)
	1.000	(4-4)	SHAW, Jaylen vs Marshall (12/30/13)
	1.000	(4-4)	WILLIAMS, Brenton vs Akron (12/25/13)
	1.000	(4-4)	WILLIAMS, Brenton vs Boise State (12/23/13)
	1.000	(4-4)	CARRERA, Michael vs Manhattan (12/17/13)
	1.000	(4-4)	WILLIAMS, Brenton at Baylor (11/12/13)
	1.000	(3-3)	RINGER, Desmond at Florida (1/8/14)
	1.000	(3-3)	THORNWELL, Sindarius at Clemson (11/17/13)
Rebounds	14		KACINAS, Mindaugas vs Longwood (11/9/13)
	12		KACINAS, Mindaugas at Clemson (11/17/13)
Assists	8		NOTICE, Duane vs SC State (1/3/14)
	8		JOHNSON, Tyrone at Baylor (11/12/13)
Steals	3		WILLIAMS, Brenton at Florida (1/8/14)
	3		THORNWELL, Sindarius at Florida (1/8/14)
	3		THORNWELL, Sindarius at Baylor (11/12/13)
Blocked Shots	4		CARRERA, Michael vs Marshall (12/30/13)
	2		CARRERA, Michael vs LSU (1/11/14)
	2		CARRERA, Michael vs SC State (1/3/14)
	2		KACINAS, Mindaugas vs Akron (12/28/13)
	2		CHATKEVICIUS, L. vs Boise State (12/23/13)
	2		HENRY, Demetrius vs Boise State (12/23/13)
	2		RINGER, Desmond vs USC Upstate (12/19/13)
	2		HENRY, Demetrius at Oklahoma State (12-06-13)
	2		CARRERA, Michael vs FIU (11/24/13)
	2		HENRY, Demetrius at Baylor (11/12/13)

	2	THORNWELL, Sindarius vs Longwood (11/9/13)
	2	KACINAS, Mindaugas vs Longwood (11/9/13)
	2	CARRERA, Michael vs Longwood (11/9/13)
Turnovers	6	NOTICE, Duane vs SC State (1/3/14)
	6	CARRERA, Michael at Oklahoma State (12-06-13)
Fouls	5	STEELE, Brian vs Marshall (12/30/13)
	5	HENRY, Demetrius vs Marshall (12/30/13)
	5	HENRY, Demetrius vs Saint Mary's (12/22/13)
	5	HENRY, Demetrius vs USC Upstate (12/19/13)
	5	KACINAS, Mindaugas vs Manhattan (12/17/13)
	5	HENRY, Demetrius at Oklahoma State (12-06-13)
	5	HENRY, Demetrius at Clemson (11/17/13)
	5	KACINAS, Mindaugas at Baylor (11/12/13)
	5	NOTICE, Duane vs Longwood (11/9/13)



South Carolina Basketball  
South Carolina Opponent High/Low Analysis (as of Jan 13, 2014)  
All games

OPPONENT INDIVIDUAL GAME HIGHS

Points	30		DRMIC,Anthony vs Boise State (12/23/13)
	26		Beamon, George vs Manhattan (12/17/13)
	22		MURPHY, Tymell vs FIU (11/24/13)
	21		GLENN, Ricardo vs USC Upstate (12/19/13)
	21		McDANIELS, K.J. at Clemson (11/17/13)
Field Goals Made	10		DRMIC,Anthony vs Boise State (12/23/13)
	9		MURPHY, Tymell vs FIU (11/24/13)
Field Goal Att.	20		CAREY, Tristan vs Longwood (11/9/13)
	17		DRMIC,Anthony vs Boise State (12/23/13)
FG Pct (min 5 made)	1.000	(5-5)	Prather, Casey at Florida (1/8/14)
	.857	(6-7)	Young, Patric at Florida (1/8/14)
3-Point FG Made	5		Heslip, Brady at Baylor (11/12/13)
	3		Wilbekin, Scottie at Florida (1/8/14)
	3		STEPHENS,Theron vs SC State (1/3/14)
	3		ELORRIAGA,Jeff vs Boise State (12/23/13)
	3		WALKER III, James vs Saint Mary's (12/22/13)
	3		Beamon, George vs Manhattan (12/17/13)
3-Point FG Att.	10		GREENE, Ty vs USC Upstate (12/19/13)
	10		Heslip, Brady at Baylor (11/12/13)
	10		CAREY, Tristan vs Longwood (11/9/13)
3-Pt FG Pct (min 2 made)	1.000	(2-2)	PALMER,Daryll vs SC State (1/3/14)
	1.000	(2-2)	Alvarado, Michael vs Manhattan (12/17/13)
	1.000	(2-2)	FILER, Adonis at Clemson (11/17/13)
Free Throws Made	11		SMITH, Shawn vs Marshall (12/30/13)
	10		Alvarado, Michael vs Manhattan (12/17/13)
Free Throw Att.	15		SMITH, Shawn vs Marshall (12/30/13)
	11		DRMIC,Anthony vs Boise State (12/23/13)
	11		Alvarado, Michael vs Manhattan (12/17/13)
FT Pct (min 3 made)	1.000	(8-8)	ROPER, Jordan at Clemson (11/17/13)
	1.000	(7-7)	Beamon, George vs Manhattan (12/17/13)
	1.000	(6-6)	Kates, Donovan vs Manhattan (12/17/13)
	1.000	(6-6)	BUCKLES, Rakeem vs FIU (11/24/13)
	1.000	(6-6)	McDANIELS, K.J. at Clemson (11/17/13)
	1.000	(4-4)	Wilbekin, Scottie at Florida (1/8/14)
	1.000	(4-4)	LEVESQUE, Beau vs Saint Mary's (12/22/13)
	1.000	(4-4)	FRINK, Jerome vs FIU (11/24/13)
	1.000	(3-3)	Smart, Marcus at Oklahoma State (12-06-13)
	1.000	(3-3)	PORCHER JIMENEZ, M. vs FIU (11/24/13)
Rebounds	14		GLENN, Ricardo vs USC Upstate (12/19/13)
	12		Prince, Taurean at Baylor (11/12/13)
Assists	6		HOLT, Stephen vs Saint Mary's (12/22/13)
	6		Alvarado, Michael vs Manhattan (12/17/13)
Steals	5		MARTIN, Jarell vs LSU (1/11/14)
	4		Beamon, George vs Manhattan (12/17/13)
Blocked Shots	7		McDANIELS, K.J. at Clemson (11/17/13)
	4		Brown, Rhamel vs Manhattan (12/17/13)
	4		Pankey, Ashton vs Manhattan (12/17/13)
Turnovers	11		CANTY, Kareem vs Marshall (12/30/13)
	7		DIGGS, Quincy vs Akron (12/28/13)
Fouls	5		THOMAS, Chris vs Marshall (12/30/13)
	5		TAYLOR, Ryan vs Marshall (12/30/13)
	5		Pankey, Ashton vs Manhattan (12/17/13)