



2011-12 SOUTH CAROLINA BASKETBALL

OPENING TIP

Date: Friday, November 11, 2011
Tipoff: 7 p.m. ET
Location: Columbia, S.C.
Arena: Colonial Life Arena
Series: South Carolina leads 7-0
Television: SportSouth (check local listings)
Talent: Bob Rathbun (pxp), Eddie Fogler (analyst)
Radio: Andy Demetra (pxp), Casey Manning (analyst)

GAME 1



**SOUTH CAROLINA
 GAMECOCKS
 (0-0)**

- VS -

**WESTERN CAROLINA
 CATAMOUNTS
 (0-0)**



Ranking: AP/Coaches (-/-)
Last Five: 0-0
Head Coach: Darrin Horn
Record at SC: 50-42 (4th)
Career Rec.: 161-90 (9th)
vs. WCU: 2-0
SID: Emily Feeney

Top Returner (per game):
Points: Ellington (12.8)
Rebounds: Cooke (6.4)
Assists: Ellington (3.2)
Blocks: Harris (0.9)
Steals: Cooke (1.5)

Ranking: AP/Coaches (-/-)
Last Five: 0-0
Head Coach: Larry Hunter
Record at WCU: 90-100 (7th)
Career Rec.: 599-324 (32nd)
vs. SC: 0-2
SID: Daniel Hooker

Top Returner (per game):
Points: Sumler (11.5)
Rebounds: Mutombo (4.6)
Assists: Sumler (3.0)
Blocks: Mutombo (0.6)
Steals: Sumler (1.1)

2011-12 SCHEDULE

DATE	OPPONENT (TV)	TIME/RESULT
Nov. 3	Kentucky Wesleyan& (SS)	W, 69-59
Nov. 11	Western Carolina (SS)	7 p.m.
Nov. 15	at Elon (SS)	7 p.m.
<i>Las Vegas Invitational</i>		
Nov. 20	Tennessee State (SS)	7 p.m.
Nov. 22	Mississippi Valley State (SS)	7 p.m.
Nov. 25	North Carolina (ESPN2)	10 p.m.
Nov. 26	Southern California or UNLV	TBA
<i>Big East/SEC Challenge</i>		
Dec. 1	Providence (ESPNU)	7 p.m.
Dec. 4	at Clemson (ESPNU)	3:30 p.m.
Dec. 13	Presbyterian (SS)	7 p.m.
Dec. 17	Ohio State (ESPN)	12 p.m.
Dec. 21	Southeastern Louisiana (SS)	7 p.m.
Dec. 28	Wofford (CSS)	7 p.m.
Dec. 31	USC Upstate (SS)	12 p.m.
Jan. 3 SC State 7 p.m.		
Jan. 7	at Kentucky* (SECN)	4 p.m.
Jan. 10	Vanderbilt* (ESPNU)	9 p.m.
Jan. 14	Florida* (CSS)	7 p.m.
Jan. 21	at Auburn* (SECN)	1:30 p.m.
Jan. 25	Alabama* (SECN)	8 p.m.
Jan. 28	at Ole Miss* (FSN)	7 p.m.
Feb. 2	at Florida* (ESPN/ESPN2)	9 p.m.
Feb. 4	Kentucky* (ESPN/ESPN2)	6 p.m.
Feb. 8	at Tennessee* (SECN)	8 p.m.
Feb. 11	at Arkansas* (SECN)	1:30 p.m.
Feb. 15	Georgia* (CSS)	7 p.m.
Feb. 18	LSU* (SECN)	1:30 p.m.
Feb. 22	at Vanderbilt* (SECN)	8 p.m.
Feb. 25	Tennessee* (FSN)	8 p.m.
Feb. 29	Mississippi State* (SECN)	8 p.m.
March 3	at Georgia* (SECN)	1:30 p.m.
<i>SEC Tournament</i>		
March 10	First Round (SECN)	TBA
March 11	Quarterfinals (SECN)	TBA
March 12	Semifinals (ABC)	TBA
March 13	Finals (ABC)	TBA

All home games in **bold** | All times listed Eastern
 * indicates SEC contest | & indicates exhibition | **SS**-SportSouth | **SECN**-SEC Network | **CSS**-CharterSports SE

PROBABLE STARTERS (STATS BASED ON 2010-11 SEASON)

South Carolina	Ht.	Wt.	Yr.	Hometown	PPG	RPG	MPG
G - #30, Lakeem Jackson	6-5	238	Jr.	Charlotte, N.C.	7.8	5.6	28.1
G - #32, Damien Leonard	6-4	192	Fr.	Greenville, S.C.	-	-	-
F - #13, Anthony Gill	6-8	235	Fr.	Charlotte, N.C.	-	-	-
F - #15, Malik Cooke	6-6	215	R-Sr.	Charlotte, N.C.	9.4	6.4	25.8
F - #24, Damontre Harris	6-9	226	So.	Fayetteville, N.C.	3.7	3.6	16.9

Western Carolina	Ht.	Wt.	Yr.	Hometown	PPG	RPG	MPG
G - #5, Trey Sumler	6-2	175	R-So.	Rocky Mount, N.C.	11.5	4.0	31.3
G - #24, Brandon Boggs	6-5	190	So.	Greenville, S.C.	7.7	3.7	26.2
G - #22, Harouna Mutombo	6-4	195	R-Sr.	Pickering, Ontario	10.1	4.6	26.8
F - #40, Preston Ross	6-4	210	So.	Fayetteville, N.C.	4.0	3.0	15.0
F - #32, Tawaski King	6-8	145	So.	Dublin, Ga.	3.7	3.4	13.7

CAROLINA QUICK HITS

- South Carolina is in its 104th season of basketball.
- The Gamecocks are led by fourth-year head coach Darrin Horn.
- South Carolina is set to play 19 contests at Colonial Life Arena this season.
- Behind freshman forward Anthony Gill's 14-point performance, the Gamecocks earned a 69-59 victory over D-II powerhouse Kentucky Wesleyan in the lone exhibition of the season last Friday. Senior forward Malik Cooke chipped in 11 points and sophomore forward RJ Slawson added 10, while collecting a team-best nine rebounds.
- Redshirt-senior forward Malik Cooke enters the season as South Carolina's top returning scorer with 9.4 points per game last season. Sophomore guard Bruce Ellington led the team with 12.8 points per game, but Ellington will not return to the basketball squad until the conclusion of the Gamecock football season, during which he is playing as a wide receiver and kick returner among other positions on the field.
- Carolina owns a 74-29 (.718) all-time record in season openers, including a perfect 10-0 record in the last 10 seasons. The last season-opening loss for the Gamecocks came against the Ohio Valley's Tennessee Tech during the 2000-01 season, as the Golden Eagles edged the Gamecocks, 73-67. The Gamecocks earned an 94-79 win over Elon in the 2010-11 season opener.
- Darrin Horn is 7-1 all-time in season openers. Horn's only loss in a season opener came coincidentally against an SEC school, as Auburn got the best of Western Kentucky in 2003.
- South Carolina owns a 282-128 (.687) all-time record against current schools in the Southern Conference. Carolina's last loss to a SoCon opponent came in a 91-75 decision at Furman on Dec. 22, 2010. The Gamecocks' 64-53 win over Wofford (Dec. 11, 2010) marks their last win over an opponent from the league.
- Following Friday's opener versus Western Carolina, the Gamecocks continue action against Southern Conference schools when they travel to Elon for a 7 p.m. matchup next Tuesday. The Gamecocks earned a 94-79 victory over the Phoenix in the 2010-11 season opener at Colonial Life Arena.

GAMECOCKS IN EXHIBITION PLAY

South Carolina played 10 of its 11 eligible players in a 69-59 win over Kentucky Wesleyan last Thursday in exhibition play. Only sophomore guard Bruce Ellington, who will return to the hoops team following the Gamecock football season, didn't play. In his first action on the court for Carolina, freshman forward Anthony Gill posted a game-high 14 points. Junior forward/guard Lakeem Jackson took the reigns as the point guard for the opening tip. He dished six assists, tallied four points and collected five rebounds. Also standing out in the contest was sophomore forward Damontre Harris with five blocks, and sophomore forward RJ Slawson with 10 points and a team-high nine rebounds.



SOUTH CAROLINA GAMECOCKS

OVERALL: 0-0; SEC: 0-0; HOME: 0-0; AWAY: 0-0; NEUTRAL: 0-0

1		BRENTON WILLIAMS - So. - G - 5-11 - 172 - Kissimmee, Fla.	<ul style="list-style-type: none"> Junior college transfer from Santa Fe College Averaged 11.8 points and 1.9 assists in 22.0 mpg at Santa Fe; shot 47% from the field and 39% from 3-point range for the Saints Tallied eight points, dished one assist and collected two steals in 15 minutes vs. Kentucky Wesleyan in exhibition play on Nov. 3
2		BRIAN RICHARDSON - So. - G - 6-4 - 171 - Wilson, N.C.	<ul style="list-style-type: none"> Saw action in all 30 contests with 24 starts last season as a freshman Recorded nine double-figure scoring games, including two games with 15 or more points last season Tallied four points and blocked one shot in 21 minutes vs. Kentucky Wesleyan in exhibition play on Nov. 3
5		ERIC SMITH - So. - G - 5-11 - 210 - Mullins, S.C.	<ul style="list-style-type: none"> Saw action in 28 games last season as a freshman Dished 1.5 assists per game last season Tallied seven points and dished two assists in 18 minutes played vs. Kentucky Wesleyan in exhibition play on Nov. 3
13		ANTHONY GILL - Fr. - F - 6-8 - 235 - Charlotte, N.C.	<ul style="list-style-type: none"> Highly touted recruit; four-star position rating Averaged 19.3 points, 9.0 rebounds, 2 assists, 1 block and 1 steal as a senior In exhibition play vs. Kentucky Wesleyan, tallied a team-high 14 points, collected six rebounds and one steal in 18 minutes played
15		MALIK COOKE - R-Sr. - F - 6-6 - 215 - Charlotte, N.C.	<ul style="list-style-type: none"> Lone senior on the team; emerged into team leader over the summer and throughout fall practice and training Saw action in all 30 contests last season with 17 starts; posted 15 double-figure scoring games Tallied 11 points, four rebounds, two assists and two steals in exhibition vs. KWC
23		BRUCE ELLINGTON - So. - G - 5-9 - 197 - Moncks Corner, S.C.	<ul style="list-style-type: none"> Currently playing for the South Carolina football team Will return to the basketball squad at the conclusion of the football season
24		DAMONTRE HARRIS - So. - F - 6-9 - 226 - Fayetteville, N.C.	<ul style="list-style-type: none"> Sophomore forward who saw action in 29 games last season with 19 starts Suffered toe injury during preseason, but returned to practice prior to the exhibition vs. Kentucky Wesleyan Collected six rebounds and blocked a game-high five shots vs. KWC
30		LAKEEM JACKSON - Jr. - F - 6-5 - 238 - Charlotte, N.C.	<ul style="list-style-type: none"> Experienced junior who will see time at the point guard position this season Posted nine double-figure scoring games last season and had 19 games with at least two assists and seven games with at least two steals Posted four points, collected five rebounds and dished six assists in exhibition play vs. Kentucky Wesleyan on Nov. 3
32		DAMIEN LEONARD - Fr. - G - 6-4 - 192 - Greenville, S.C.	<ul style="list-style-type: none"> Highly-touted shooting guard; averaged 22.4 points, 6.5 rebounds and 2.0 assists per game as a senior Averaged 42% from 3-point range as a senior Tallied nine points in exhibition play vs. Kentucky Wesleyan on Nov. 3
33		RJ SLAWSON - So. - F - 6-8 - 207 - Charleston, S.C.	<ul style="list-style-type: none"> Sophomore forward who saw action in 28 games as a freshman Posted 10 points and a team-high nine rebounds, including eight on the defensive end, in exhibition play versus Kentucky Wesleyan on Nov. 3
45		CARLTON GEATHERS - R-Fr. - 6-10 - 250 - Georgetown, S.C.	<ul style="list-style-type: none"> Redshirt-freshman forward who will see first action of his career in 2011-12 Tallied two points and collected two rebounds in 10 minutes versus Kentucky Wesleyan in exhibition play on Nov. 3

** stats listed based off of final 2010-11 statistics

INTERVIEW POLICIES

All interview requests must be made in advance to SID Emily Feeney in the South Carolina Media Relations Office. Beginning with the start of practice in October, Feeney will release a weekly coach and player availability schedule to media no later than 9 a.m. each Monday morning during the season.

Post-Game Interview Policy: After each home game, the visiting coach will address the media first, followed by South Carolina head coach Darrin Horn and then South Carolina players. (Depending on deadline and during non-conference season, this may be altered on a game-by-game basis)

Road Interview Policy: Interviews with Coach Horn while on the road will be scheduled according to the home post-game media procedure. No player interviews are allowed until after the game once the team leaves Columbia.

All interviews are to be coordinated through the Media Relations Office. This allows the staff to arrange the interview when it best suits the student-athlete's and the reporter's schedules. Please contact the Media Relations Office in advance to make your interview requests. Media are not permitted to contact student-athletes on their own at any time.

All interviews will take place at the designated media interview site for that day as listed in the weekly availability schedule or in the Media Relations Office.

Dormitory, apartment and cell phone numbers for student-athletes will not be provided to the media. Should you need to conduct a telephone interview with a student-athlete, a call will be placed to you from the student-athlete at a mutually agreeable time.

SOUTH CAROLINA MEDIA RELATIONS

Emily Feeney, primary contact

Assistant Director

cell: 803-727-3284

e-mail: efeeney@mailbox.sc.edu

Website: www.GamecocksOnline.com

Facebook: www.Facebook.com/gamecocksonline

Twitter: @GamecockMBB

WEEKLY MEDIA AVAILABILITY (NOV. 6-12)

SUNDAY Nov. 6	MONDAY Nov. 7	TUESDAY Nov. 8	WEDNESDAY Nov. 9	THURSDAY Nov. 10	FRIDAY Nov. 11	SATURDAY Nov. 12
No Availability	No Availability	No Availability	Signing Day No Availability	Availability Horn @ 3:15 Players @ 5:20 CLA	Season Opener vs. Western Carolina 7 p.m. CLA	No Availability

* All practices are closed • please contact SID Emily Feeney for all media requests

A SOUTH CAROLINA WIN WOULD ...

- Be Carolina's 11th-straight victory in a season opener, and fourth-straight under Darrin Horn
- Improve the Gamecocks' overall record against WCU to 8-0, including a 7-0 margin in Columbia
- Be the first in a Gamecock uniform for freshmen Anthony Gill and Damien Leonard, sophomore Brenton Williams and R-freshman Carlton Geathers

BY THE NUMBERS

63.3% - Carolina's returning scoring for last season.

69.0% - The Gamecocks' returning rebounding, including Malik Cooke with 6.4 per game. The most significant loss in this category from last season was senior forward Sam Muldrow's team-leading 7.3 rebounds per contest.

14 - South Carolina dished 14 assists on 23 made baskets in its exhibition win over Kentucky Wesleyan. South Carolina's season high for assists in a game was 23 last season in the season-opening win over Elon.

20 - South Carolina scored 20 points off of turnovers in the exhibition vs. KWC last week.

52.6% - The Gamecocks hit 10-of-19 attempts from 3-point range vs. KWC on Nov. 3. Freshman shooting guard Damien Leonard led the squad with a 3-of-9 showing from beyond the arc.

SCOUTING WESTERN CAROLINA

Western Carolina was picked to finish third in the SoCon-North Division by both the media and coaches ... Head Coach Larry Hunter aims for the 600th victory of his career against South Carolina on Friday ... WCU will play seven of its first eight regular-season contests on the road in 2011-12 ... WCU shared the SoCon North Division title last season with a 12-6 record in league games ... The Cata-mounts were the No. 1 seed in last year's SoCon Tournament ... R-sophomore guard Trey Sumler (11.5) is the top returning scorer, and R-senior Harouna Mutombo is the top returning rebounder (4.6).

NON-CONFERENCE SCHEDULE

Contests against at least five teams that competed in the 2011 NCAA Tournament highlight the 2011-12 South Carolina men's basketball non-conference schedule. South Carolina will host 11 non-conference contests at Colonial Life Arena, including one exhibition, the first two rounds of the Las Vegas Invitational, Providence in the Big East/SEC Challenge and Big Ten powerhouse Ohio State. The Gamecocks will face at least six teams that compiled 18 or more wins last season, including North Carolina, Southern California or UNLV, Clemson, Ohio State and Wofford, which all advanced to the NCAA Tournament. South Carolina is slated to face five BCS schools during the coming non-conference portion of the schedule.

GAMECOCKS TO COMPETE IN LAS VEGAS INVITATIONAL

South Carolina will compete in its first regular season tournament since the 2009-10 season this fall when it participates in the Las Vegas Invitational. The Gamecocks will host Tennessee State and Mississippi Valley State in Columbia before traveling to Las Vegas to play North Carolina and either Southern California or UNLV. The meeting between the Gamecocks and Tar Heels marks the first between the two former Southern and Atlantic Coast Conference rivals since the 1996-97 campaign.

GARNET AND BLACK WELCOME THREE NEWCOMERS

South Carolina signed freshmen Anthony Gill (Fr. - F - 6-8 - 235 - Charlotte, N.C. - Charlotte Christian School) and Damien Leonard (Fr. - G - 6-4 - 192 - Greenville, S.C. - J.L. Mann) and junior college transfer Brenton Williams (So. - G - 5-11 - 172 - Kissimmee, Fla. - Osceola/Santa Fe College) to join the squad for the 2011-12 season.

2012 SEC TOURNAMENT

The 2012 SEC Tournament returns to New Orleans, La., next spring, marking the third time the city has hosted the event. It will be the first time the tournament will be held at the New Orleans Arena. The SEC Basketball Tournament semifinals and championship game will be televised nationally on ABC, while the first two rounds of the event will be televised on the SEC Network.

2011 BIG EAST/SEC CHALLENGE

The University of South Carolina men's basketball team will host Providence in the Big East/SEC Challenge on Thursday, Dec. 1, 2011 at Colonial Life Arena in Columbia. The Gamecocks and Friars have met seven previous times with Providence holding a 4-3 edge in the series. Every game of the series has been played in the month of December. South Carolina won the most recent matchup between the two schools, a 68-67 road win on Dec. 6, 2007.

SEC DIVISIONAL PLAY

Starting with the 2011-12 season, this year marks the first time there will not be an East/West Division champion since the conference split into two divisions in 1992. The regular season standings will be listed from one through 12. This season the schedule will still reflect the divisions of years past, as South Carolina will still play the five schools who were also in the East - Florida, Georgia, Kentucky, Tennessee and Vanderbilt - twice, while playing the former West schools - Alabama, Arkansas, Auburn, LSU, Ole Miss and Mississippi State - once during the regular season.

UP NEXT FOR SOUTH CAROLINA

South Carolina will travel to Elon for a 7 p.m. matchup on Tuesday, Nov. 15. The contest will be televised on Sport-South.

FINAL 2010-11 STAT COMPARISON

	SC	WCU
Record	14-16	18-15
Conference Record	5-11	12-6
Current Streak	-	-
Scoring Avg.	67.6	69.8
Opponent Scoring Avg.	69.0	68.9
Scoring Margin	-1.4	+0.8
Field Goal %	.395	.430
Opponent Field Goal %	.424	.450
3-Point Field Goal %	.313	.333
Opponent 3-Point Field Goal %	.350	.310
3-Point Field Goal Made PG	6.9	5.8
3-Point Field Goal Attempts PG	22.1	17.3
Free Throw %	.663	.651
Opponent Free Throw %	.688	.677
Rebounding Avg.	38.1	36.0
Opponent Rebounding Avg.	38.0	35.6
Rebounding Margin	+0.2	+0.4
Turnovers Avg.	13.4	13.7
Opponent Turnover Avg.	14.8	15.8
Assists Avg.	10.9	13.1
Blocks Avg.	6.2	3.1
Steals Avg.	6.9	9.1

► ASSOCIATED PRESS TOP 25

Preseason

Rk.	Team	Record	Pts.
1	North Carolina (62)	0-0	1,620
2	Kentucky	0-0	1,501
3	Ohio State (1)	0-0	1,482
4	Connecticut (2)	0-0	1,433
5	Syracuse	0-0	1,338
6	Duke	0-0	1,301
7	Vanderbilt	0-0	1,120
8	Florida	0-0	1,086
9	Louisville	0-0	1,055
10	Pittsburgh	0-0	1,027
11	Memphis	0-0	997
12	Baylor	0-0	892
13	Kansas	0-0	755
14	Xavier	0-0	747
15	Wisconsin	0-0	720
16	Arizona	0-0	616
17	UCLA	0-0	404
18	Michigan	0-0	401
19	Alabama	0-0	395
20	Texas A&M	0-0	357
21	Cincinnati	0-0	353
22	Marquette	0-0	335
23	Gonzaga	0-0	283
24	California	0-0	230
25	Missouri	0-0	139

Others receiving votes: Florida State 131, Michigan State 128, Temple 69, Washington 44, New Mexico 33, Butler 25, Texas 21, Villanova 14, Creighton 12, Purdue 10, Belmont 8, Drexel 8, UNLV 7, Saint Mary's 6, George Mason 5, West Virginia 4, Long Beach State 3, Miami (FL) 3, Harvard 2, Illinois 2, Marshall 1, Minnesota 1, San Diego State 1

Dropped from rankings: San Diego State 6, Texas 8, Purdue 13, West Virginia 22, Washington 23

► ESPN/USA TODAY TOP 25

Preseason

Rk.	Team	Record	Pts.
1	North Carolina (30)	0-0	774
2	Kentucky (1)	0-0	721
3	Ohio State	0-0	702
4	Connecticut	0-0	655
5	Syracuse	0-0	649
6	Duke	0-0	635
7	Vanderbilt	0-0	567
8	Louisville	0-0	514
9	Memphis	0-0	482
10	Florida	0-0	474
11	Pittsburgh	0-0	471
12	Baylor	0-0	358
13	Kansas	0-0	331
14	Wisconsin	0-0	313
15	Xavier	0-0	277
16	Arizona	0-0	269
17	Alabama	0-0	194
18	Michigan	0-0	187
19	Texas A&M	0-0	161
20	UCLA	0-0	147
21	Marquette	0-0	145
22	Cincinnati	0-0	141
23	Gonzaga	0-0	125
24	California	0-0	111
25	Missouri	0-0	110

Others receiving votes: Florida State 108, Texas 107, Michigan State 73, Temple 59, Washington 29, Butler 25, New Mexico 22, Creighton 19, Villanova 18, Purdue 17, UNLV 16, West Virginia 13, George Mason 12, Mississippi State 11, St. John's 11, Saint Mary's 5, Virginia 5, Virginia Commonwealth 4, Drexel 2, Kansas State 2, Long Beach State 2, Notre Dame 1, Brigham Young 1

Dropped from rankings: Butler 2, Virginia Commonwealth 6, Brigham Young 13, Notre Dame 14, Texas 16, Purdue 17, Florida State 19, Washington 23, Kansas State 24



SOUTHEASTERN CONFERENCE STANDINGS

East

Team	Conference	Overall
Mississippi State	0-0	1-1
Alabama	0-0	0-0
Arkansas	0-0	0-0
Auburn	0-0	0-0
Florida	0-0	0-0
Georgia	0-0	0-0
Kentucky	0-0	0-0
LSU	0-0	0-0
Ole Mis	0-0	0-0
South Carolina	0-0	0-0
Tennessee	0-0	0-0
Vanderbilt	0-0	0-0

COACHES TELECONFERENCE

The weekly SEC men's basketball coaches teleconference is scheduled for every Monday Jan. 4 - March 5.

The 12 Southeastern Conference men's head basketball coaches will be featured from 10:00 - 11:17 a.m. (CT).

Media representatives wishing to participate in the teleconference should contact the SEC Media Relations Department for further details. Each coach will appear on the teleconference for seven minutes, according to the following schedule:

Order of Appearance (All Times Central)

10:00 a.m. Kevin Stallings, Vanderbilt
 10:07 a.m. Billy Donovan, Florida
10:14 a.m. Darrin Horn, South Carolina
 10:21 a.m. Mark Fox, Georgia
 10:28 a.m. Trent Johnson, LSU
 10:35 a.m. John Calipari, Kentucky
 10:42 a.m. Cuonzo Martin, Tennessee
 10:49 a.m. Mike Anderson, Arkansas
 10:56 a.m. Anthony Grant, Alabama
 11:03 a.m. Tony Barbee, Auburn
 11:10 a.m. Andy Kennedy, Ole Miss
 11:17 a.m. Rick Stansbury, Miss. State

In addition, the SEC men's basketball teams who make it to postseason will be on a teleconference on Monday, March 15 beginning at 10:00 a.m. CT.

All SEC basketball teleconferences can be listened to on the internet at www.secsports.com starting at 1:00 p.m. CT.

SOUTH CAROLINA BENCH PRODUCTION

GAME	SC-OPP	DIFF.	BENCH SCORER	SC HIGH
Western Car.				
at Elon				
Tenn. State				
Mss. Val. St.				
vs. UNC				
vs. TBD				
Providence				
at Clemson				
Presbyterian				
Ohio State				
SE Louisiana				
Wofford				
USC Upstate				
SC State				
at UK				
Vandy				
Florida				
at Auburn				
Alabama				
at Ole Miss				
at Florida				
UK				
at Tennessee				
at Arkansas				
Georgia				
LSU				
at Vandy				
Tennessee				
Miss. State				
at Georgia				

SPECIALTY STATS

(PP) points in paint; (OT) points off turnovers; (2nd) second chance points; (FB) fast break points

(South Carolina-Opponent)

GAME	PP	OT	2ND	FB
Western Car.				
at Elon				
Tenn. State				
Mss. Val. St.				
vs. UNC				
vs. TBD				
Providence				
at Clemson				
Presbyterian				
Ohio State				
SE Louisiana				
Wofford				
USC Upstate				
SC State				
at UK				
Vandy				
Florida				
at Auburn				
Alabama				
at Ole Miss				
at Florida				
UK				
at Tennessee				
at Arkansas				
Georgia				
LSU				
at Vandy				
Tennessee				
Miss. State				
at Georgia				
SC Total				
SC Average				
Opp Total				
Opp Average				

UNIVERSITY INFORMATION

Location	Columbia, S.C.
Founded	1801
Enrollment	29,957
Nickname	Gamecocks
Colors	Garnet (PMS 202) and Black
National Affiliation	NCAA Division I
Conference	Southeastern (SEC)
Athletics Web Address	www.GamecocksOnline.com
University Web Address	www.sc.edu
President	Dr. Harris Pastides
NCAA Representative	Dr. Zach Kelehear
Athletics Director	Eric Hyman
Basketball Administrator/Executive Associate AD	Kevin O'Connell

BASKETBALL STAFF/INFORMATION

Head Coach	Darrin Horn
Alma Mater	Western Kentucky, '95
Record At South Carolina/Seasons	50-42 (.543), 21-27 SEC/3 seasons
Overall Record/Seasons	161-90 (.641)/8 seasons
Assistant Coaches	Neill Berry (Southeastern Louisiana, '03) Michael Boynton Jr. (South Carolina, '04) Cypheus Bunton (Western Kentucky, '95)
Director of Basketball Operations	Justin Phelps (Kent State, '06)
Strength & Conditioning Coach	Irele Oderinde (Western Kentucky, '03)
Athletic Trainer	Mark Rodger (Buffalo, '01)
Home Arena	Colonial Life Arena
Capacity	18,000
Arena General Manager	TBA
Press Row Phone Number	803-777-6182

BASKETBALL HISTORY

First Year of Basketball	1908
All-Time Record	1,287-1,128-1 (.532)
Overall Postseason Record	25-18
NCAA Tournament Appearances	1971, 1972, 1973, 1974, 1989, 1997, 1998, 2004
NCAA Tournament Record	4-9
Last NCAA Tournament Appearance	2004, L vs. Memphis, 59-43
NIT Appearances	1969, 1975, 1978, 1983, 1991, 1996, 2001, 2002, 2005, 2006, 2009
NIT Record	21-9
Last NIT Appearance	2009, L vs. Davidson, 70-63
Conference Championships	1970 ACC, 1997 SEC, 2009 SEC East Co-Champs
Conference Tournament Titles	1934 SoCon, 1971 ACC

TEAM INFORMATION

2010-11 Record	14-16
Southeastern Conference Record/Finish	5-11/6th SEC East
Postseason	NA
Letterwinners Returning/Lost	7/4
Starters Returning/Lost	4/1
Newcomers	3
Roster Breakdown	1 senior, 1 junior, 6 sophomores, 3 freshmen
Returning Scoring	1,285 of 2,027 (63.3%)
Returning Field Goals	468 of 741 (63.1%)
Returning Rebounding	720 of 1,144 (69.0%)
Returning Assists	259 of 327 (79.2%)
Returning Minutes	4,128 of 6,100 (67.6%)

MEDIA RELATIONS

Asst. Media Relations Director/Men's Basketball Contact	Emily Feeney
Feeney's email	efeeney@mailbox.sc.edu
Feeney's office phone	803-777-7743
Website	GamecocksOnline.com

2011-12 SOUTH CAROLINA ROSTER

No.	Name	Pos.	Ht.	Wt.	Cl.	Exp.	Hometown (High/Last School)
1	Brenton Williams	G	5-11	172	SO	JC	Kissimmee, Fla. (Osceola High School)
2	Brian Richardson	G	6-4	171	SO	1VL	Wilson, N.C. (Greenfield School)
5	Eric Smith	G	5-11	210	SO	1VL	Mullins, S.C. (Christ School)
12	Shane Phillips*	G	5-10	170	JR	HS	Wheeling, W. Va. (Wheeling Central)
13	Anthony Gill	F	6-8	235	FR	HS	Charlotte, N.C. (Charlotte Christian School)
15	Malik Cooke	F	6-6	215	RS SR	3VL	Charlotte, N.C. (Christ School)
23	Bruce Ellington	G	5-9	197	SO	1VL	Moncks Corner, S.C. (Berkeley)
24	Damontre Harris	F	6-9	226	SO	1VL	Fayetteville, N.C. (Trinity Christian)
30	Lakeem Jackson	SF	6-5	238	JR	2VL	Charlotte, N.C. (Christ School)
32	Damien Leonard	G	6-4	192	FR	HS	Greenville, S.C. (J.L. Mann)
33	RJ Slawson	F	6-8	207	SO	1VL	Charleston, S.C. (Fort Dorchester)
35	Alex Irwin*	F	6-4	170	JR	HS	Richmond, Va. (Woodberry Forest)
45	Carlton Geathers	F	6-10	250	RS FR	HS	Georgetown, S.C. (Carvers Bay)

* denotes walk-on

Head Coach: Darrin Horn | **Assistant Coaches:** Neill Berry, Mike Boynton Jr., Cypheus Bunton |
Director of Basketball Operations: Justin Phelps | **Strength & Conditioning Coach:** Irele Oderinde |
Athletic Trainer: Mark Rodger

HAUGHTON SIGNS WITH GAMECOCKS

South Carolina head men's basketball coach Darrin Horn announced on Nov. 9 the signing of Tyrone Haughton to a National Letter of Intent to attend South Carolina and join the men's basketball squad beginning with the 2012-13 season. Below is his bio information:


Tyrone Haughton - 6-10 - 195 - Miami, Fla. - Dr. Michael M. Krop High School

Solid under the basket, physical presence defensively ... Excellent shot blocker and rebounder ... Rated the No. 24 center according to ESPN.com ... Averaged 11 points, 12 rebounds and six blocks per game as a junior for coach Shakey Rodriguez at Dr. Krop High School, a Florida high school basketball powerhouse ... Shot 62 percent from the field as a junior ... Named an All-Miami City honoree following 2010-11 campaign ... Chose South Carolina over UCONN, Alabama and Virginia Tech among others.

TV/RADIO SPOT CHART



#1 BRENTON WILLIAMS
So. - G - 5-11 - 172
Kissimmee, Fla.
Santa Fe College



#2 BRIAN RICHARDSON
So. - G - 6-4 - 171
Wilson, N.C.
Greenfield School




#5 ERIC SMITH
So. - G - 5-11 - 210
Mullins, S.C.
Christ School



#13 ANTHONY GILL
Fr. - F - 6-8 - 235
Charlotte, N.C.
Charlotte Christian



#15 MALIK COOKE
R-Sr. - F - 6-6 - 215
Charlotte, N.C.
Nevada




#23 BRUCE ELLINGTON
So. - G - 5-9 - 197
Moncks Corner, S.C.
Berkeley



#24 DAMONTRE HARRIS
So. - F - 6-9 - 226
Fayetteville, N.C.
Trinity Christian




#30 LAKEEM JACKSON
Jr. - F - 6-5 - 238
Charlotte, N.C.
Christ School



#32 DAMIEN LEONARD
Fr. - G - 6-4 - 192
Greenville, S.C.
J.L. Mann



#33 RJ SLAWSON
So. - F - 6-8 - 207
Charleston, S.C.
Fort Dorchester



#45 CARLTON GEATHERS
R-Fr. - F - 6-10 - 250
Georgetown, S.C.
Carvers Bay



DARRIN HORN
Head Coach



NEILL BERRY
Assistant Coach



MIKE BOYNTON JR.
Assistant Coach



CYPHEUS BUNTON
Assistant Coach



JUSTIN PHELPS
Director of Operations

►2010-11 GAMECOCKS RECORD WHEN ...

At home	11-6
On the road	3-9
At neutral sites	0-1
In overtime	3-0
vs. Top 25 team	1-6
vs. Top 10 team	0-2
Non-conference	9-5
Leading at half	11-0
Trailing at half	3-16
Tied at half	0-0
Shooting 50% or better	3-0
Shooting between 40-49%	8-4
Shooting less than 39%	3-12
Opp. shooting 50% or better	0-7
Opp. shooting between 40-49%	4-8
Opp. shooting 39% or less	10-1
Shooting better than opp.	11-0
Shooting worse than/equal to opp.	3-16
Starters out-score opp. starters	7-1
Opp. starters score/equal more	7-15
Bench out-scores opp. bench	10-13
Opp. bench scores/equals more	4-3
Having more FTs than opp.	5-2
Having equal/less FTs than opp.	9-14
Having more TOs than opp.	3-4
Having equal/less TOs than opp.	11-12
Having more rebounds than opp.	13-3
Having equal/less rebounds than opp.	1-13
Making 6 or more 3FGs	10-11
Having 15 or more assists	3-1
Having less than 15 assists	11-15
Score more points in paint than opp.	10-2
Scoring equal/less points in paint than opp.	4-14
Scoring more points off TOs than opp.	10-4
Scoring equal/less points off TOs than opp.	4-12
Scoring more 2nd-chance points than opp.	9-5
Scoring equal/less 2nd-chance points than opp.	5-11
Scoring more fast break points than opp.	10-6
Scoring equal/less fast break points than opp.	4-10
Wearing white uniforms	11-6
Wearing Garnet uniforms	2-6
Wearing Black uniforms	1-4
Playing on live TV	13-15
Playing in November	4-1
Playing in December	4-2
Playing in January	4-4
Playing in February	2-6
Playing in March	0-3
Playing a day-game	2-6
Playing a night-game	12-9
Playing on Sunday	1-0
Playing on a Monday	0-0
Playing on a Tuesday	3-1
Playing on a Wednesday	4-4
Playing on a Thursday	0-2
Playing on a Friday	2-0
Playing on a Saturday	4-9
Scoring margin is 5 points or less	3-2
Margin is between 6-10	5-5
Margin is between 11-20	4-7
Margin is more than 20	2-2
Scoring 59 points or less	2-8
Scoring 60-69 points	3-5
Scoring 70-79 points	3-3
Scoring 80-89 points	4-0
Scoring 90-99 points	2-0
Scoring 100+ points	0-0

MISCELLANEOUS

Current streak	L4
Home court streak	L1
Away streak	L5
Neutral court streak	L1

►2010-11 SUPERLATIVES

SCORING LEADERS	'10-11	CAREER
Sam Muldrow	5	8
Bruce Ellington	10	10
Stephen Spinella	1	1
Ramon Galloway	7	7
Malik Cooke	6	6*
Lakeem Jackson	2	2
Brian Richardson	2	2

REBOUNTING LEADERS	'10-11	CAREER
Lakeem Jackson	7	15
Malik Cooke	10	10*
Damontre Harris	1	1
Sam Muldrow	14	38
RJ Slawson	1	1

ASSISTS LEADERS	'10-11	CAREER
Bruce Ellington	18	18
Lakeem Jackson	9	17
Brian Richardson	1	1
Ramon Galloway	5	8
Eric Smith	4	4
Sam Muldrow	1	1

BLOCKS LEADERS	'10-11	CAREER
Malik Cooke	4	4*
Lakeem Jackson	2	2
Sam Muldrow	25	79
Stephen Spinella	1	1
Johndre Jefferson	5	14
RJ Slawson	1	1
Damontre Harris	5	5

STEALS LEADERS	'10-11	CAREER
Lakeem Jackson	5	12
Bruce Ellington	9	9
Sam Muldrow	5	13
Brian Richardson	6	6
Malik Cooke	13	13*
Damontre Harris	4	4
Ramon Galloway	7	9
Eric Smith	1	1
Stephen Spinella	1	1
RJ Slawson	1	1

DOUBLE-FIGURE SCORING	'10-11	CAREER
Malik Cooke	15	15*
Lakeem Jackson	10	17
Sam Muldrow	20	40
Brian Richardson	9	9
Ramon Galloway	17	29
RJ Slawson	1	1
Bruce Ellington	17	17
Stephen Spinella	2	2
Johndre Jefferson	1	2
Damontre Harris	1	1

20+ POINTS	'10-11	CAREER
Sam Muldrow	5	7
Bruce Ellington	7	7
Ramon Galloway	3	4
Malik Cooke	1	1*

30+ POINTS	'10-11	CAREER
Bruce Ellington	1	1

DOUBLE-FIGURE REBOUNTING	'10-11	CAREER
Lakeem Jackson	2	5
Malik Cooke	4	4*
Damontre Harris	1	1
Sam Muldrow	7	12

5+ ASSISTS	'10-11	CAREER
Bruce Ellington	6	6
Lakeem Jackson	3	5
Ramon Galloway	1	1
Eric Smith	1	1

3+ STEALS	'10-11	CAREER
Lakeem Jackson	4	9
Bruce Ellington	2	2
Malik Cooke	5	5*
Ramon Galloway	3	3

2+ BLOCKS	'10-11	CAREER
Sam Muldrow	23	69
Johndre Jefferson	3	11
Damontre Harris	7	7
Malik Cooke	1	1*

DOUBLE-DOUBLES	'10-11	CAREER
Lakeem Jackson	1	1
Sam Muldrow	7	8
Malik Cooke	1	1*

TRIPLE-DOUBLES	'10-11	CAREER
Sam Muldrow	1	1^

* - indicates at South Carolina

^ - only the second in South Carolina history

MISCELLANEOUS

Largest Halftime Lead

SC	30, vs. Radford
Opp	29, Kentucky (Feb. 19)

Smallest Halftime Lead

SC	2, vs. USC Upstate
Opp	2, Delaware State

Fewest Points In First Half

SC	9, vs. Georgia (Feb. 12)
Opp	19, Radford

Most Points In First Half

SC	49, vs. Radford
Opp	50, Kentucky (Feb. 19)

Most Points In Second Half

SC	51, vs. Elon
Opp	53, Elon

Fewest Points In Second Half

SC	22, vs. Jacksonville State
Opp	19, USC Upstate

Largest Margin of Victory

SC	35, vs. SC State
Opp	31, Kentucky (Feb. 19)

Smallest Margin of Victory

SC	2, Western Kentucky
Opp	2, Mississippi State

►2010-11 GAME BY GAME COMPARISON

	Date	Result	FG-A	Pct	3FG-A	Pct	FT-A	Pct	O-D-Total	PF	Pts	A	TO	Blk	Stl	Min	Half
Elon			23-60	.383	13-31	.419	20-28	.714	11-25-36	21	79	16	15	1	6	200	26
South Carolina	Nov. 12	W, 94-79	35-66	.530	9-16	.563	15-27	.556	15-28-43	22	94	23	13	6	10	200	43
Michigan State			29-53	.547	7-17	.412	17-34	.500	11-30-41	21	82	23	19	5	11	200	42
South Carolina	Nov. 16	L, 73-82	25-70	.357	11-31	.355	12-21	.571	21-23-44	25	73	11	20	1	10	200	25
Radford			19-56	.339	5-15	.333	13-22	.591	12-22-34	22	56	13	20	2	6	200	19
South Carolina	Nov. 19	W, 85-56	29-69	.420	11-31	.355	16-23	.696	21-30-51	19	85	15	14	8	9	200	49
USC Upstate			15-58	.259	3-22	.136	8-16	.500	12-22-34	16	41	10	13	11	10	200	22
South Carolina	Nov. 23	W, 57-41	23-63	.365	4-18	.222	7-11	.636	21-34-55	13	57	11	17	3	4	200	24
Western Kentucky			32-79	.405	8-23	.348	13-21	.619	16-36-52	13	85	15	19	6	3	250	37
South Carolina	Nov. 27	W, 87-85 (2OT)	33-83	.398	9-22	.409	12-18	.667	17-36-53	23	87	12	16	6	11	250	27
Delaware State			22-55	.400	4-19	.211	13-14	.929	14-16-30	19	61	9	16	2	7	200	37
South Carolina	Dec. 1	W, 74-61	29-56	.518	4-12	.333	12-20	.600	13-20-33	13	74	14	15	8	9	200	35
Clemson			22-57	.386	3-16	.188	13-18	.722	15-21-36	19	60	7	16	1	6	200	31
South Carolina	Dec. 5	W, 64-60	25-54	.463	6-13	.462	8-15	.533	8-23-31	17	64	10	12	6	10	200	34
Wofford			17-52	.327	5-15	.333	14-20	.700	10-19-29	17	53	13	17	1	8	200	20
South Carolina	Dec. 11	W, 64-53	24-49	.490	5-15	.333	11-17	.647	7-29-36	21	64	11	19	5	7	200	32
Ohio State			27-63	.429	4-16	.250	21-28	.750	14-30-44	11	79	14	8	7	6	200	42
South Carolina	Dec. 18	L, 57-79	23-60	.383	8-21	.381	3-7	.429	10-25-35	21	57	10	15	5	3	200	21
Furman			30-57	.526	7-15	.467	24-29	.828	13-31-44	14	91	18	17	1	7	200	41
South Carolina	Dec. 22	L, 75-91	26-60	.433	12-30	.400	11-20	.550	9-17-26	25	75	9	14	6	3	200	33
Jacksonville State			19-53	.358	6-15	.400	5-11	.455	12-18-30	14	49	10	15	1	5	200	24
South Carolina	Dec. 29	W, 56-49	20-54	.370	5-19	.263	11-14	.786	16-25-41	9	56	11	19	8	4	200	34
Boston College			33-64	.516	13-32	.406	6-10	.600	11-33-44	13	85	23	14	0	4	200	44
South Carolina	Jan. 1	L, 70-85	26-68	.382	7-26	.269	11-18	.611	11-19-30	12	70	12	7	3	11	200	31
SC State			22-64	.344	2-11	.182	10-16	.625	15-17-32	18	56	7	18	4	5	200	22
South Carolina	Jan. 4	W, 91-56	33-62	.532	10-24	.417	15-22	.682	14-28-42	16	91	17	16	15	8	200	44
Vanderbilt			25-64	.391	7-20	.350	18-24	.750	14-27-41	17	75	14	10	1	4	225	37
South Carolina	Jan. 8	W, 83-75 (OT)	33-75	.440	10-27	.370	7-12	.583	19-29-48	17	83	12	9	12	4	225	30
Alabama			23-53	.434	0-3	.000	11-18	.611	11-30-41	17	57	6	16	6	11	200	26
South Carolina	Jan. 12	L, 47-57	16-56	.286	6-18	.333	9-15	.600	14-22-36	14	47	8	20	9	4	200	21
Florida			26-58	.448	5-13	.385	12-22	.545	14-22-36	14	69	13	9	5	2	200	25
South Carolina	Jan. 15	W, 72-69	27-61	.443	7-21	.333	11-15	.733	14-25-39	18	72	14	8	7	4	200	35
Arkansas			24-49	.490	3-10	.300	23-34	.676	8-28-36	26	74	13	17	5	8	225	30
South Carolina	Jan. 19	W, 81-74 (OT)	27-67	.403	7-23	.304	20-30	.667	19-22-41	24	81	9	16	8	6	225	35
Kentucky			20-47	.426	3-13	.231	24-29	.828	8-26-34	18	67	8	14	6	5	200	36
South Carolina	Jan. 22	L, 58-67	19-57	.333	3-18	.167	17-26	.654	16-21-37	21	58	6	13	5	5	200	26
Auburn			26-63	.413	1-5	.200	26-34	.765	16-31-47	17	79	10	9	2	4	200	33
South Carolina	Jan. 29	L, 64-79	24-70	.343	7-33	.212	9-16	.563	13-22-35	26	64	10	8	11	4	200	28
LSU			18-51	.353	5-18	.278	15-22	.682	14-19-33	18	56	5	14	1	5	200	27
South Carolina	Feb. 2	W, 64-56	22-50	.440	6-16	.375	14-17	.824	11-23-34	21	64	7	13	6	4	200	31
Vanderbilt			27-53	.509	11-20	.550	13-19	.684	15-19-34	13	78	17	16	4	5	200	30
South Carolina	Feb. 5	L, 60-78	23-55	.418	6-21	.286	8-15	.533	13-16-29	18	60	11	15	4	12	200	23
Florida			31-56	.554	8-18	.444	9-13	.692	12-19-31	11	79	15	16	0	7	200	38
South Carolina	Feb. 9	L, 60-79	23-55	.418	8-22	.364	6-11	.545	12-16-28	17	60	11	18	2	6	200	27
Georgia			23-50	.460	5-12	.417	9-15	.600	11-28-39	18	60	16	17	6	5	200	28
South Carolina	Feb. 12	L, 56-60	18-59	.305	4-23	.174	16-21	.762	15-17-32	16	56	9	9	6	8	200	9
Tennessee			23-52	.442	6-18	.333	21-35	.600	14-34-48	11	73	16	16	1	6	200	33
South Carolina	Feb. 16	L, 67-73	24-73	.329	10-32	.313	9-12	.750	17-25-42	22	67	9	11	7	7	200	25
Kentucky			29-58	.500	11-20	.550	21-27	.778	14-28-42	13	90	15	10	3	5	200	50
South Carolina	Feb. 19	L, 59-90	22-64	.344	6-23	.261	9-14	.643	14-20-34	20	59	10	10	3	6	200	21
Ole Miss			24-65	.369	9-27	.333	16-21	.762	17-21-38	16	73	9	15	4	5	200	34
South Carolina	Feb. 22	W, 79-73	26-65	.400	7-22	.318	20-22	.909	17-25-42	18	79	12	15	5	8	200	38
Georgia			23-50	.460	4-11	.364	14-19	.737	12-30-42	12	64	12	17	4	5	200	39
South Carolina	Feb. 26	L, 48-64	17-60	.283	1-19	.053	13-18	.722	15-19-34	17	48	4	12	1	9	200	22
Tennessee			22-43	.512	4-11	.364	25-34	.735	8-19-27	15	73	15	13	0	3	200	40
South Carolina	March 3	L, 69-73	26-66	.394	5-18	.278	12-13	.923	20-15-35	24	69	5	10	7	8	200	23
Mississippi State			19-51	.373	11-26	.423	11-15	.733	11-30-41	7	60	14	16	5	6	200	29
South Carolina	March 5	L, 58-60	23-64	.359	5-18	.278	7-8	.875	12-23-35	15	58	9	8	3	9	200	23
Ole Miss			23-56	.411	6-19	.316	14-19	.737	12-31-43	9	66	10	13	3	2	200	30
South Carolina	March 10	L, 55-66	20-67	.299	8-30	.267	7-12	.583	17-26-43	18	55	15	10	10	5	200	26

►2010-11 RESULTS

Date	Opponent	W/L	Score	Record	Points	Rebounds	Assists	Steals	Attendance
Nov. 12	ELON	W	94-79	1-0	Muldrow (20)	Jackson (10)	Ellington (7)	Jackson (3)	12,408 (paid)
Nov. 16	at No. 2/2 Michigan State	L	73-82	1-1	Ellington (22)	Cooke (11)	Ellington (5)	Ellington (4)	14,797
Nov. 19	RADFORD	W	85-56	2-1	Spiinella (15)	Harris (10)	Ellington (5)	3 with 2	10,017 (paid)
Nov. 23	USC UPSTATE	W	57-41	3-1	Galloway (12)	Jackson (11)	Jackson (4)	3 with 1	8,643 (paid)
Nov. 27	at Western Kentucky	W (2OT)	87-85	4-1	Galloway (22)	Cooke (12)	Ellington (8)	Ellington (3)	6,012
Dec. 1	DELAWARE STATE	W	74-61	5-1	3 with 12	Jackson (8)	3 with 3	Jackson (3)	9,207 (paid)
Dec. 5	CLEMSON	W	64-60	6-1	Ellington (14)	Jackson (6)	Jackson (4)	Cooke (4)	10,177 (paid)
Dec. 11	WOFFORD	W	64-53	7-1	Ellington (18)	Muldrow (14)	Jackson (3)	Cooke (4)	8,813 (paid)
Dec. 18	at No. 2/2 Ohio State	L	57-79	7-2	Muldrow (14)	Jackson/Muldrow (8)	Ellington (5)	Muldrow (2)	15,497
Dec. 22	at Furman	L	75-91	7-3	Ellington (31)	Jackson (7)	Ellington (3)	3 with 1	2,717
Dec. 29	JACKSONVILLE STATE	W	56-49	8-3	Galloway (15)	Muldrow (11)	Ellington/Smith (3)	Muldrow (2)	8,713 (paid)
Jan. 1	BOSTON COLLEGE	L	70-85	8-4	Ellington (21)	Cooke (7)	Jackson (5)	Jackson/Galloway (3)	8,658 (paid)
Jan. 4	SC STATE	W	91-56	9-4	Jackson/Richardson (17)	Muldrow (11)	Jackson (5)	Smith/Cooke (2)	8,631 (paid)
Jan. 8	VANDERBILT*	W (OT)	83-75	10-4	Ellington (22)	Muldrow (14)	Ellington (4)	Ellington (2)	10,439 (paid)
Jan. 12	at Alabama*	L	47-57	10-5	Cooke (11)	Jackson (11)	Smith (3)	Cooke (3)	11,572
Jan. 15	at Florida*	W	72-69	11-5	Ellington (23)	Cooke (7)	Galloway (6)	4 with 1	12,158
Jan. 19	ARKANSAS*	W (OT)	81-74	12-5	Galloway (21)	Cooke (11)	Ellington (4)	Cooke (2)	11,005
Jan. 22	KENTUCKY*	L	58-67	12-6	Muldrow (23)	Muldrow (13)	Ellington (4)	Richardson/Galloway (2)	18,000 (paid)
Jan. 29	AUBURN*	L	64-79	12-7	Galloway (20)	Muldrow (9)	Ellington (4)	4 with 1	10,281 (paid)
Feb. 2	at LSU*	W	64-56	13-7	Ellington (20)	Jackson (8)	Jackson (4)	4 with 1	7,311
Feb. 5	at Vanderbilt*	L	60-78	13-8	Galloway (16)	Muldrow/Cooke (7)	Jackson (7)	Galloway (4)	14,316
Feb. 9	FLORIDA*	L	60-79	13-9	Ellington (14)	Muldrow (6)	Galloway/Ellington (3)	Ellington/Richardson (2)	10,525 (paid)
Feb. 12	GEORGIA*	L	56-60	13-10	Cooke (15)	Muldrow (6)	Galloway/Ellington (3)	Muldrow/Cooke (2)	11,835 (paid)
Feb. 16	at Tennessee*	L	67-73	13-11	Cooke (22)	Cooke/Slawson (8)	Ellington (3)	Cooke/Galloway (2)	18,402
Feb. 19	at Kentucky*	L	59-90	13-12	Cooke (12)	Cooke (8)	Ellington (5)	Galloway (2)	24,338
Feb. 22	OLE MISS*	W	79-73	14-12	Muldrow (23)	Muldrow (10)	Smith (7)	Cooke (3)	9,765 (paid)
Feb. 26	at Georgia*	L	48-64	14-13	Cooke (11)	Cooke (9)	Smith (3)	Galloway (4)	10,355
March 3	TENNESSEE*	L	69-73	14-14	Muldrow (24)	Muldrow (12)	Muldrow/Ellington (2)	Cooke/Ellington (2)	10,137 (paid)
March 5	at Mississippi State*	L	58-60	14-15	Ellington (15)	Muldrow (7)	Jackson/Galloway (3)	3 with 2	7,955
March 10	vs. Ole Miss	L	55-66	14-16	Galloway (17)	Muldrow (9)	Ellington/Jackson (4)	Cooke (2)	12,144

►2010-11 STARTING LINEUPS

Guard	Guard	Forward	Forward	Forward	2010-11	Games
Ellington	Richardson	Cooke	Jackson	Muldrow	7-3	10
Ellington	Richardson	Harris	Jackson	Muldrow	5-4	9
Ellington	Richardson	Harris	Galloway (guard)	Muldrow	0-1	1
Ellington	Galloway	Harris	Jackson	Muldrow	1-2	3
Ellington	Richardson	Harris	Cooke	Muldrow	1-3	4
Ellington	Jackson	Jefferson	Cooke	Muldrow	0-1	1
Ellington	Jackson	Harris	Cooke	Muldrow	0-2	2



DARRIN HORN FILE

Born December 24, 1972, in Glasgow, Ky.
High School Tates Creek, Lexington, Ky., 1991
College Western Kentucky University, 1995
 (BA, allied language arts)
College Athletics Four-year letterman, All-Sun Belt Conference,
 Academic All-America
Wife Carla (Walker)
Children Caroline and Walker

COACHING EXPERIENCE

- Western Kentucky, assistant coach, 1995-97
- Morehead State, assistant coach, 1997-99
- Marquette, assistant coach, 1999-03
- Western Kentucky, head coach, 2003-08
- South Carolina, head coach, 2008-present

HEAD COACHING CAREER

WESTERN KENTUCKY (2003-2008)

2003-04	15-13	SBC Tournament 2nd Round
2004-05	22-9	NIT 2nd Round
2005-06	23-8	NIT 1st Round
2006-07	22-11	SBC Tournament 1st Round
2007-08	29-7	NCAA Tournament Sweet 16
5 years	111-48 (.698)	

SOUTH CAROLINA (2008-PRESENT)

2008-09	21-10	NIT 1st Round
2009-10	15-16	-
2010-11	14-16	-
2011-12	0-0	
4 years	50-42 (.543)	
Career Total	161-90 (.641)	

2008-09 (SOUTH CAROLINA)

Record: 21-10
Home: 16-3; Away: 5-6; Neutral: 0-1
SEC: 1-1st East
Record: 10-6 (Home: 7-1; Away: 3-5)

11/14	Jacksonville State	W, 89-76
11/16	Winthrop	W, 86-63
11/22	USC Upstate	W, 75-53
11/25	Gardner-Webb	W, 85-70
11/28	at C.of Charleston	L, 80-82 (ot)
12/2	at Princeton	W, 84-58
12/5	Furman	W, 72-48
12/16	NC Central	W, 90-43
12/20	The Citadel	W, 80-66
12/23	Presbyterian	W, 75-56
12/30	Clemson	L, 87-98
1/2	at Baylor	W, 85-84
1/5	Wofford	W, 78-61
1/10	Auburn*	W, 68-56
1/14	at LSU*	L, 68-85
1/17	at Tennessee*	L, 79-82
1/21	Florida*	W, 70-69
1/24	Mississippi*	W, 82-71
1/28	Vanderbilt*	W, 86-76
1/31	at Kentucky*	W, 78-77
2/3	at Florida*	L, 93-97
2/7	Georgia*	W, 79-68
2/14	at Alabama*	W, 75-73
2/18	at Mississippi State*	L, 70-75
2/21	Arkansas*	W, 82-78 (ot)
2/25	Kentucky*	W, 77-59
2/28	at Vanderbilt*	L, 83-96
3/5	Tennessee*	L, 70-86
3/7	at Georgia*	W, 68-51
3/13	(1) vs. Mississippi State	L, 68-82
3/17	(2) Davidson	L, 63-70

* SEC Conference game
 (1) SEC Tournament, Tampa, Fla. - (2) NIT, Columbia, S.C.

2009-10 (SOUTH CAROLINA)

Record: 15-16
Home: 11-5; Away: 2-9; Neutral: 2-2
SEC: 5th East
Record: 6-10 (Home: 4-4; Away: 2-6)

11/13	Alabama A&M	W, 88-50
11/16	Georgia Southern	W, 90-66
11/19	(1) vs. La Salle	W, 78-68
11/20	(1) vs. USF	W, 69-66
11/22	(1) vs. Miami (Fla.)	L, 70-85
11/27	Jacksonville	W, 97-93
12/2	Western Kentucky	W, 74-56
12/6	at Clemson	L, 61-72
12/16	Richmond	W, 76-58
12/19	at Wofford	L, 61-68
12/21	Furman	W, 81-57
12/30	at Boston College	L, 76-85
1/2	Baylor	L, 74-85
1/5	Longwood	W, 88-58
1/9	at Auburn*	W, 80-71
1/13	LSU*	W, 67-58
1/16	Vanderbilt*	L, 79-89
1/20	at Ole Miss*	L, 57-66
1/23	at Florida*	L, 56-58
1/26	Kentucky*	W, 68-62
1/30	Georgia*	W, 78-77
2/6	at Tennessee*	L, 53-79
2/10	Florida*	W, 77-71
2/13	at Georgia*	L, 61-66
2/17	at Arkansas*	L, 79-92
2/20	Tennessee*	L, 55-63
2/25	at Kentucky*	L, 61-82

2/27	Mississippi State*	L, 63-76
3/3	Alabama*	L, 70-79
3/6	at Vanderbilt*	W, 77-73
3/11	(2) Alabama	L, 63-68

* SEC Conference game
 (1) Charleston Classic, Charleston, S.C. -
 (2) SEC Tournament, Nashville, Tenn.

2010-11 (SOUTH CAROLINA)

Record: 14-16
Home: 11-6; Away: 3-5; Neutral: 0-1
SEC: 6th East
Record: 5-11 (Home: 3-5; Away: 2-6)

11/12	Elon	W, 94-79
11/16	at Michigan State	L, 73-82
11/19	Radford	W, 85-56
11/23	USC Upstate	W, 57-41
11/27	at WKU	W, 87-85
12/1	Delaware State*	W, 74-61
12/5	Clemson	W, 64-60
12/11	Wofford	W, 64-53
12/18	at Ohio State	L, 57-79
12/22	at Furman	L, 75-91
12/29	Jacksonville State	W, 56-49
1/1	Boston College	L, 70-85
1/4	SC State	W, 91-56
1/8	Vanderbilt*	W, 83-75
1/12	at Alabama*	L, 47-57
1/15	at Florida*	W, 72-69
1/19	Arkansas*	W, 81-74
1/22	Kentucky*	L, 58-67
1/29	Auburn*	L, 64-79
2/2	at LSU*	W, 64-56
2/5	at Vanderbilt*	L, 60-78
2/9	Florida*	L, 60-79
2/12	Georgia*	L, 56-60
2/16	at Tennessee*	L, 67-73
2/19	at Kentucky*	L, 59-90
2/22	Ole Miss*	W, 79-73
2/26	at Georgia*	L, 48-64
3/3	Tennessee*	L, 69-73
3/5	at Mississippi State*	L, 58-60
3/10	(1) vs. Ole Miss	L, 55-66

* SEC Conference game
 (1) SEC Tournament, Atlanta, Ga.

SOUTH CAROLINA SUPERLATIVES UNDER HORN

Most Field Goals Made

- 36, at Florida, Feb. 3, 2009
- 35, vs. Elon, Nov. 12, 2010
35, vs. Jacksonville, Nov. 27, 2009
- 34, at Vanderbilt, Feb. 28, 2009
34, at Baylor, Jan. 2, 2009
34, vs. Jacksonville State, Nov. 14, 2008

Most Field Goals Attempted

- 83, at WKU, Nov. 27, 2010
83, vs. Baylor, Jan. 2, 2010
- 81, at Vanderbilt, Feb. 28, 2009
- 76, vs. Miami (Fla.), Nov. 22, 2009
76, vs. Mississippi State, March 13, 2009
76, at Kentucky, Jan. 31, 2009

Highest Field Goal Percent

- 58.1% (32-55), vs. Presbyterian, Dec. 23, 2008
- 57.3% (35-61), vs. Jacksonville, Nov. 27, 2009
- 54.2% (32-59), at Princeton, Dec. 2, 2008
- 53.9% (34-63), at Baylor, Jan. 2, 2009
- 53.2% (33-62), vs. SC State, Jan. 4, 2011

Most 3-Point Field Goals Made

- 12, at Furman, Dec. 22, 2010
- 11, vs. Radford, Nov. 19, 2010
11, at Michigan State, Nov. 16, 2010
11, at Arkansas, Feb. 17, 2010
11, vs. LSU, Jan. 13, 2010
11, at Auburn, Jan. 9, 2010
11, vs. Miami (Fla.), Nov. 22, 2009
11, at Florida, Feb. 3, 2009

Most 3-Point Field Goals Attempted

- 35, at Vanderbilt, Feb. 28, 2009
- 34, vs. Miami (Fla.), Nov. 22, 2009
- 33, vs. Auburn, Jan. 29, 2011
- 32, at Tennessee, Feb. 16, 2011
32, at Georgia, Feb. 13, 2010
32, vs. LSU, Jan. 13, 2010

Highest 3-Point Field Goal Percentage (min. 10 attempts)

- 66.7% (8-12), at College of Charleston, Nov. 28, 2008
- 57.1% (8-14), at Baylor, Jan. 2, 2009
- 56.3% (9-16), vs. Elon, Nov. 12, 2010
56.3% (9-16), at Georgia, March 7, 2009
- 52.9% (9-17), vs. Georgia, Jan. 30, 2010

Most Free Throws Made

- 32, vs. Vanderbilt, Jan. 28, 2009
- 28, vs. Georgia Southern, Nov. 16, 2009
28, vs. The Citadel, Dec. 20, 2008
- 23, vs. Alabama A&M, Nov. 13, 2009
23, vs. Furman, Dec. 5, 2008

Most Free Throws Attempted

- 49, vs. Vanderbilt, Jan. 28, 2009
- 44, vs. Georgia Southern, Nov. 16, 2009
- 34, vs. Furman, Dec. 5, 2008
- 33, vs. The Citadel, Dec. 20, 2008
- 32, vs. Alabama A&M, Nov. 13, 2009

Highest Free Throw Percentage (min. 10 attempts)

- 92.3% (12-13), vs. Tennessee, March 3, 2011
- 90.9% (20-22), vs. Ole Miss, Feb. 22, 2011
- 84.8% (28-33), vs. The Citadel, Dec. 20, 2008
- 82.4% (14-17), at LSU, Feb. 2, 2011
- 80.0% (12-15), vs. Richmond, Dec. 16, 2009

Most Offensive Rebounds

- 23, vs. Winthrop, Nov. 16, 2008
- 22, vs. Baylor, Jan. 2, 2010
- 21, vs. USC Upstate, Nov. 23, 2010
21, vs. Radford, Nov. 19, 2010
21, at Michigan State, Nov. 16, 2010
21, vs. Richmond, Dec. 16, 2009

Most Defensive Rebounds

- 36, at WKU, Nov. 27, 2010
- 34, vs. USC Upstate, Nov. 23, 2010
- 33, vs. Gardner-Webb, Nov. 25, 2008
- 31, vs. Georgia Southern, Nov. 16, 2009
31, at Georgia, March 7, 2009

Most Total Rebounds

- 55, vs. USC Upstate, Nov. 23, 2010
- 53, at WKU, Nov. 27, 2010
- 52, vs. Gardner-Webb, Nov. 25, 2008
- 51, vs. Radford, Nov. 19, 2010
- 48, vs. Vanderbilt, Jan. 8, 2011
48, vs. Winthrop, Nov. 16, 2008

Most Personal Fouls

- 30, at Arkansas, Feb. 17, 2010
30, at Florida, Feb. 3, 2009
- 27, vs. Davidson, March 17, 2009
- 26, vs. Auburn, Jan. 29, 2011
26, at Vanderbilt, Feb. 28, 2009
26, at LSU, Jan. 14, 2009

Most Points

- 97, vs. Jacksonville, Nov. 27, 2009
- 94, vs. Elon, Nov. 12, 2010
- 93, at Florida, Feb. 3, 2009
- 91, vs. SC State, Jan. 4, 2011
- 90, vs. Georgia Southern, Nov. 16, 2009
90, vs. NC Central, Dec. 16, 2008

Fewest Points

- 47, at Alabama, Jan. 12, 2011
- 48, at Georgia, Feb. 26, 2011
- 53, at Tennessee, Feb. 6, 2010
- 55, vs. Tennessee, Feb. 20, 2010
55, vs. Ole Miss, March 10, 2011

Most Assists

- 23, vs. Elon, Nov. 12, 2010
- 20, vs. NC Central, Dec. 16, 2008
- 18, vs. Georgia Southern, Nov. 16, 2009
- 17, vs. SC State, Jan. 4, 2011
17, vs. Georgia, Feb. 7, 2009
17, vs. Jacksonville State, Nov. 14, 2008

Fewest Turnovers

- 5, vs. Mississippi State, March 13, 2009
- 6, vs. Florida, Feb. 10, 2010
6, vs. Baylor, Jan. 2, 2010
6, vs. Wofford, Jan. 5, 2009
- 7, vs. Florida, Feb. 23, 2010
7, at Georgia, Feb. 13, 2010
7, vs. Boston College, Jan. 1, 2010

Most Blocks

- 16, vs. Kentucky, Feb. 25, 2009
- 15, vs. SC State, Jan. 4, 2011
- 12, vs. Vanderbilt, Jan. 8, 2011
12, vs. Georgia Southern, Nov. 16, 2009
- 11, vs. Auburn, Jan. 29, 2011
11, vs. Richmond, Dec. 16, 2009

Most Steals

- 18, at Princeton, Dec. 2, 2008
- 16, vs. Furman, Dec. 21, 2009
- 15, vs. Vanderbilt, Jan. 16, 2008
15, vs. NC Central, Dec. 16, 2008
- 14, vs. Baylor, Jan. 2, 2010
14, at Clemson, Dec. 6, 2009
14, vs. USC Upstate, Nov. 22, 2008

Most Points At Halftime

- 52, vs. Alabama, A&M, Nov. 13, 2009
- 49, vs. Radford, Nov. 19, 2010
49, vs. Jacksonville, Nov. 27, 2009
- 47, vs. Longwood, Jan. 5, 2010
47, vs. USC Upstate, Nov. 22, 2008
47, vs. Jacksonville State, Nov. 14, 2008

Most Points By Opponent

- 98, Clemson, Dec. 30, 2008
- 97, Florida, Feb. 3, 2009
- 96, Vanderbilt, Feb. 28, 2009
- 93, Jacksonville, Nov. 27, 2009
- 92, Arkansas, Feb. 17, 2010

Fewest Point By Opponent

- 41, USC Upstate, Nov. 23, 2010
- 43, NC Central, Dec. 16, 2008
- 48, Furman, Dec. 5, 2008
- 49, Jacksonville State, Dec. 29, 2010
- 50, Alabama A&M, Nov. 13, 2009

Most Field Goals Made By Opponent

- 36, Clemson, Dec. 30, 2008
- 35, Tennessee, March 5, 2009
- 33, Boston College, Jan. 1, 2011
33, Vanderbilt, Jan. 16, 2010
- 32, WKU, Nov. 27, 2010
32, Kentucky, Feb. 25, 2010

Fewest Field Goals Made By Opponent

- 15, USC Upstate, Nov. 23, 2010
- 16, Furman, Dec. 5, 2008
- 17, Wofford, Dec. 11, 2010
17, NC Central, Dec. 16, 2008
- 18, LSU, Feb. 2, 2011
18, Furman, Dec. 21, 2009
18, Georgia, March 7, 2009

Most Rebounds By Opponent

- 57, Miami (Fla.), Nov. 22, 2009
- 52, WKU, Nov. 27, 2010
52, Baylor, Jan. 2, 2010
- 50, Mississippi State, March 13, 2009
- 49, Alabama, March 3, 2010
49, Georgia, March 7, 2009

Fewest Rebounds By Opponent

- 27, Tennessee, March 3, 2011
- 28, Vanderbilt, March 6, 2010
28, Presbyterian, Dec. 23, 2008
28, Furman, Dec. 5, 2008
- 29, Wofford, Dec. 11, 2010
29, Wofford, Jan. 5, 2009



#15 - MALIK COOKE

R-SENIOR - FORWARD

6'5 - 215 - 3 LETTERS

CHARLOTTE, N.C. - CHRIST SCHOOL/NEVADA

COOKE'S CAREER HIGHS

POINTS
22, vs. Tennessee (Feb. 16, 2011)

FIELD GOALS
8, at Fresno State (2/26/09)

FIELD GOAL ATTEMPTS
15, at Michigan State (Nov. 16, 2010)

3-POINT FIELD GOALS
3, twice, last vs. Tennessee (Feb. 16, 2011)

3-POINT FIELD GOAL ATTEMPTS
7, at Michigan State (Nov. 16, 2010)

FREE THROWS
9, vs. Ole Miss (Feb. 22, 2011)

FREE THROW ATTEMPTS
10, vs. Ole Miss (Feb. 22, 2011)

REBOUNDS
13, vs. Vanderbilt (Jan. 8, 2011)

ASSISTS
5, twice, last vs. Sonoma State (12/9/08)

BLOCKS
2, eight times, last at Vanderbilt (Feb. 5, 2011)

STEALS
6, twice, last vs. Utah State (3/14/09)

MINUTES PLAYED
36, vs. Oregon State (11/22/08)

COOKE'S SEASON HIGHS

POINTS
X

FIELD GOALS
X

FIELD GOAL ATTEMPTS
X

3-POINT FIELD GOALS
X

3-POINT FIELD GOAL ATTEMPTS
X

FREE THROWS
X

FREE THROW ATTEMPTS
X

REBOUNDS
X

ASSISTS
X

BLOCKS
X

STEALS
X

MINUTES PLAYED
X

2011-12

Opponent	Date	GS	Min	FG-FGA	Pct	3FG-FGA	Pct	FT-FTA	Pct	Off	Def	Tot	Avg	PF	FO	A	TO	Blk	Stl	Pts	Avg	
Western Carolina	Nov. 11																					
at Elon	Nov. 15																					
Tenn State	Nov. 20																					
Miss Valley State	Nov. 22																					
UNC	Nov. 25																					
So. Cal/UNLV	Nov. 26																					
Providence	Dec. 1																					
at Clemson	Dec. 4																					
Presbyterian	Dec. 13																					
Ohio State	Dec. 17																					
SE Louisiana	Dec. 21																					
Wofford	Dec. 28																					
USC Upstate	Dec. 31																					
SC State	Jan. 3																					
at Kentucky	Jan. 7																					
Vanderbilt	Jan. 10																					
Florida	Jan. 14																					
at Auburn	Jan. 21																					
Alabama	Jan. 25																					
at Ole Miss	Jan. 28																					
at Florida	Feb. 2																					
Kentucky	Feb. 4																					
at Tennessee	Feb. 8																					
at Arkansas	Feb. 11																					
Georgia	Feb. 15																					
LSU	Feb. 18																					
at Vanderbilt	Feb. 22																					
Tennessee	Feb. 25																					
Mississippi State	Feb. 29																					
at Georgia	March 3																					

SEASON NOTES

CAREER STATISTICS

Season	GP-GS	Min	Avg	FG	FGA	Pct	3FG	3FGA	Pct	FT	FTA	Pct	Off	Def	Tot	Avg	PF	FO	Ast	TO	Blk	Stl	Pts	Avg
2007-08*	33-1	377	11.4	26	54	.481	2	12	.167	25	38	.658	32	64	96	2.9	39	0	17	24	13	12	79	2.4
2008-09*	34-34	934	27.5	116	218	.532	13	29	.448	83	114	.728	95	117	212	6.2	82	1	29	46	20	62	328	9.6
2010-11	30-17	773	25.8	99	221	.448	14	47	.298	71	89	.798	87	104	191	6.4	86	4	21	48	16	44	283	9.4
2011-12																								
Total	97-52	2084	21.5	241	493	.488	29	88	.329	179	241	.742	214	285	499	5.1	207	5	67	118	49	118	690	7.1

* at Nevada

CAREER SEC STATISTICS

Season	GP-GS	Min	Avg	FG	FGA	Pct	3FG	3FGA	Pct	FT	FTA	Pct	Off	Def	Tot	Avg	PF	FO	Ast	TO	Blk	Stl	Pts	Avg
2011	16-0	260	16.3	15	49	.306	6	24	.250	13	17	.765	6	7	13	0.8	18	0	23	15	0	4	49	3.1



#30 - LAKEEM JACKSON

JUNIOR - FORWARD

6'5 - 238 - 2 LETTERS

CHARLOTTE, N.C. - CHRIST SCHOOL

JACKSON'S CAREER HIGHS

POINTS	19 vs. Baylor (1/2/10)
FIELD GOALS	9 vs. Baylor (1/2/10)
FIELD GOAL ATTEMPTS	17 vs. Baylor (1/2/10)
3-POINT FIELD GOALS	1, three times, last vs. Vanderbilt (Jan. 8, 2011)
3-POINT FIELD GOAL ATTEMPTS	4 Alabama A&M (11/13/09)
FREE THROWS	5 vs. Furman (12/21/09)
FREE THROW ATTEMPTS	9, twice, last vs. Baylor (1/2/10)
REBOUNDS	14 vs. Alabama (3/11/10)
ASSISTS	7, at Vanderbilt (Feb. 5, 2011)
BLOCKS	3 vs. Baylor (1/2/10)
STEALS	6 vs. Baylor (1/2/10)
MINUTES PLAYED	44, vs. WKU (Nov. 27, 2010)

JACKSON'S SEASON HIGHS

POINTS	X
FIELD GOALS	X
FIELD GOAL ATTEMPTS	X
3-POINT FIELD GOALS	X
3-POINT FIELD GOAL ATTEMPTS	X
FREE THROWS	X
FREE THROW ATTEMPTS	X
REBOUNDS	X
ASSISTS	X
BLOCKS	X
STEALS	X
MINUTES PLAYED	X

2011-12

Opponent	Date	GS	Min	FG-FA	Pct	3FG-FA	Pct	FT-FTA	Pct	Off	Def	Tot	Avg	PF	FO	A	TO	Blk	Stl	Pts	Avg	
Western Carolina	Nov. 11																					
at Elon	Nov. 15																					
Tenn State	Nov. 20																					
Miss Valley State	Nov. 22																					
UNC	Nov. 25																					
So. Cal/UNLV	Nov. 26																					
Providence	Dec. 1																					
at Clemson	Dec. 4																					
Presbyterian	Dec. 13																					
Ohio State	Dec. 17																					
SE Louisiana	Dec. 21																					
Wofford	Dec. 28																					
USC Upstate	Dec. 31																					
SC State	Jan. 3																					
at Kentucky	Jan. 7																					
Vanderbilt	Jan. 10																					
Florida	Jan. 14																					
at Auburn	Jan. 21																					
Alabama	Jan. 25																					
at Ole Miss	Jan. 28																					
at Florida	Feb. 2																					
Kentucky	Feb. 4																					
at Tennessee	Feb. 8																					
at Arkansas	Feb. 11																					
Georgia	Feb. 15																					
LSU	Feb. 18																					
at Vanderbilt	Feb. 22																					
Tennessee	Feb. 25																					
Mississippi State	Feb. 29																					
at Georgia	March 3																					


SEASON NOTES

CAREER STATISTICS

Season	GP-GS	Min	Avg	FG	FGA	Pct	3FG	3FGA	Pct	FT	FTA	Pct	Off	Def	Tot	Avg	PF	FO	Ast	TO	Blk	Stl	Pts	Avg
2009-10	31-30	827	26.7	104	206	.505	0	8	.000	16	59	.271	63	91	154	5.0	66	0	59	35	19	47	224	7.2
2010-11	26-25	731	28.1	87	182	.478	3	10	.300	26	62	.419	71	75	146	5.6	40	0	66	46	5	24	203	7.8
2011-12																								
Totals	57-55	1558	27.3	191	388	.492	3	18	.166	42	121	.347	134	166	300	5.3	106	0	125	81	24	71	427	7.5

CAREER SEC STATISTICS

Season	GP-GS	Min	Avg	FG	FGA	Pct	3FG	3FGA	Pct	FT	FTA	Pct	Off	Def	Tot	Avg	PF	FO	Ast	TO	Blk	Stl	Pts	Avg
2010	16-15	454	28.4	54	101	.535	0	0	.000	3	22	.136	33	48	81	5.1	41	0	32	19	5	21	111	6.9
2011	12-11	335	27.9	33	74	.446	1	3	.333	6	2	.273	30	28	58	4.8	17	0	25	22	1	4	73	6.1
Totals	28-26	789	28.2	87	175	.497	1	3	.333	9	24	.375	63	76	139	5.0	58	0	57	41	6	25	184	6.6



#23 - BRUCE ELLINGTON

SOPHOMORE - GUARD

5'9 - 197 - 1 LETTER

MONCK'S CORNER, S.C. - BERKELEY

ELLINGTON'S CAREER HIGHS

POINTS	31, at Furman (Dec. 22, 2010)
FIELD GOALS	11, at Furman (Dec. 22, 2010)
FIELD GOAL ATTEMPTS	23, at Furman (Dec. 22, 2010)
3-POINT FIELD GOALS	6, twice, last vs. Vanderbilt (Jan. 8, 2011)
3-POINT FIELD GOAL ATTEMPTS	13, twice, last vs. Tennessee (Feb. 16, 2011)
FREE THROWS	7, vs. Arkansas (Jan. 19, 2011)
FREE THROW ATTEMPTS	11, vs. Arkansas (Jan. 19, 2011)
REBOUNDS	8, vs. WKU (Nov. 27, 2010)
ASSISTS	8, vs. WKU (Nov. 27, 2010)
BLOCKS	-
STEALS	4, at Michigan State (Nov. 16, 2010)
MINUTES PLAYED	46, vs. WKU (Nov. 27, 2010)

ELLINGTON'S SEASON HIGHS

POINTS	X
FIELD GOALS	X
FIELD GOAL ATTEMPTS	X
3-POINT FIELD GOALS	X
3-POINT FIELD GOAL ATTEMPTS	X
FREE THROWS	X
FREE THROW ATTEMPTS	X
REBOUNDS	X
ASSISTS	X
BLOCKS	X
STEALS	X
MINUTES PLAYED	X

2011-12

Opponent	Date	GS	Min	FG-FGA	Pct	3FG-3FGA	Pct	FT-FTA	Pct	Off	Def	Tot	Avg	PF	FO	A	TO	Blk	Stl	Pts	Avg	
Western Carolina	Nov. 11																					
at Elon	Nov. 15																					
Tenn State	Nov. 20																					
Miss Valley State	Nov. 22																					
UNC	Nov. 25																					
So. Cal/UNLV	Nov. 26																					
Providence	Dec. 1																					
at Clemson	Dec. 4																					
Presbyterian	Dec. 13																					
Ohio State	Dec. 17																					
SE Louisiana	Dec. 21																					
Wofford	Dec. 28																					
USC Upstate	Dec. 31																					
SC State	Jan. 3																					
at Kentucky	Jan. 7																					
Vanderbilt	Jan. 10																					
Florida	Jan. 14																					
at Auburn	Jan. 21																					
Alabama	Jan. 25																					
at Ole Miss	Jan. 28																					
at Florida	Feb. 2																					
Kentucky	Feb. 4																					
at Tennessee	Feb. 8																					
at Arkansas	Feb. 11																					
Georgia	Feb. 15																					
LSU	Feb. 18																					
at Vanderbilt	Feb. 22																					
Tennessee	Feb. 25																					
Mississippi State	Feb. 29																					
at Georgia	March 3																					

SEASON NOTES

CAREER STATISTICS

Season	GP-GS	Min	Avg	FG	FGA	Pct	3FG	3FGA	Pct	FT	FTA	Pct	Off	Def	Tot	Avg	PF	FO	Ast	TO	Blk	Stl	Pts	Avg
2010-11	30-30	928	30.9	138	423	.326	61	198	.308	47	74	.635	25	75	100	3.3	75	0	97	87	0	31	384	12.8
2011-12																								

Totals

CAREER SEC STATISTICS

Season	GP-GS	Min	Avg	FG	FGA	Pct	3FG	3FGA	Pct	FT	FTA	Pct	Off	Def	Tot	Avg	PF	FO	Ast	TO	Blk	Stl	Pts	Avg
2011	16-16	500	31.3	69	237	.291	31	122	.254	23	35	.657	18	32	50	31	41	0	42	43	0	14	192	12.0



#24 - DAMONTRE HARRIS

SOPHOMORE - FORWARD

6'9 - 226 - 1 LETTER

FAYETTEVILLE, N.C. - TRINITY CHRISTIAN

HARRIS' CAREER HIGHS

POINTS

11, vs. Ole Miss (Feb. 22, 2011)

FIELD GOALS

5, vs. Ole Miss (Feb. 22, 2011)

FIELD GOAL ATTEMPTS

7, twice, last vs. Ole Miss (Feb. 22, 2011)

3-POINT FIELD GOALS

-

3-POINT FIELD GOAL ATTEMPTS

1, twice, last vs. Tennessee (March 3, 2011)

FREE THROWS

2, four times, last at Georgia (Feb. 26, 2011)

FREE THROW ATTEMPTS

4, vs. Furman (Dec. 22, 2010)

REBOUNDS

10, vs. Radford (Nov. 19, 2010)

ASSISTS

3, vs. Ole Miss (March 10, 2011)

BLOCKS

5, vs. SC State (Jan. 4, 2011)

STEALS

2, twice, last at Mississippi State (March 5, 2011)

MINUTES PLAYED

HARRIS' SEASON HIGHS

POINTS

X

FIELD GOALS

X

FIELD GOAL ATTEMPTS

X

3-POINT FIELD GOALS

X

3-POINT FIELD GOAL ATTEMPTS

X

FREE THROWS

X

FREE THROW ATTEMPTS

X

REBOUNDS

X

ASSISTS

X

BLOCKS

X

STEALS

X

MINUTES PLAYED

X

2011-12

Opponent	Date	GS	Min	FG-FGA	Pct	3FG-FGA	Pct	FT-FTA	Pct	Off	Def	Tot	Avg	PF	FO	A	TO	Blk	Stl	Pts	Avg	
Western Carolina	Nov. 11																					
at Elon	Nov. 15																					
Tenn State	Nov. 20																					
Miss Valley State	Nov. 22																					
UNC	Nov. 25																					
So. Cal/UNLV	Nov. 26																					
Providence	Dec. 1																					
at Clemson	Dec. 4																					
Presbyterian	Dec. 13																					
Ohio State	Dec. 17																					
SE Louisiana	Dec. 21																					
Wofford	Dec. 28																					
USC Upstate	Dec. 31																					
SC State	Jan. 3																					
at Kentucky	Jan. 7																					
Vanderbilt	Jan. 10																					
Florida	Jan. 14																					
at Auburn	Jan. 21																					
Alabama	Jan. 25																					
at Ole Miss	Jan. 28																					
at Florida	Feb. 2																					
Kentucky	Feb. 4																					
at Tennessee	Feb. 8																					
at Arkansas	Feb. 11																					
Georgia	Feb. 15																					
LSU	Feb. 18																					
at Vanderbilt	Feb. 22																					
Tennessee	Feb. 25																					
Mississippi State	Feb. 29																					
at Georgia	March 3																					

SEASON NOTES

CAREER STATISTICS

Season	GP-GS	Min	Avg	FG	FGA	Pct	3FG	3FGA	Pct	FT	FTA	Pct	Off	Def	Tot	Avg	PF	FO	Ast	TO	Blk	Stl	Pts	Avg
2010-11	29-19	491	16.9	47	82	.573	0	2	.000	13	22	.591	48	56	104	3.6	61	1	13	21	26	14	107	3.7
2011-12																								

Totals

CAREER SEC STATISTICS

Season	GP-GS	Min	Avg	FG	FGA	Pct	3FG	3FGA	Pct	FT	FTA	Pct	Off	Def	Tot	Avg	PF	FO	Ast	TO	Blk	Stl	Pts	Avg
2011	16-15	293	18.3	28	49	.571	0	2	.000	7	10	.700	28	27	55	3.4	40	1	6	9	12	9	63	3.9



#2 - BRIAN RICHARDSON

SOPHOMORE - GUARD

6'4 - 171 - 1 LETTER

WILSON, N.C. - GREENFIELD SCHOOL

RICHARDSON'S CAREER HIGHS

POINTS

17, vs. SC State (Jan. 4, 2011)

FIELD GOALS

6, vs. SC State (Jan. 4, 2011)

FIELD GOAL ATTEMPTS

9, eight times, last vs. Auburn (Jan. 29, 2011)

3-POINT FIELD GOALS

5, vs. SC State (Jan. 4, 2011)

3-POINT FIELD GOAL ATTEMPTS

9, twice, last vs. Boston College (Jan. 1, 2011)

FREE THROWS

7, vs. Delaware State (12/1/10)

FREE THROW ATTEMPTS

8, vs. Delaware State (12/1/10)

REBOUNDS

5, vs. USC Upstate (Nov. 23, 2010)

ASSISTS

3, twice, last vs. Delaware State (12/1/10)

BLOCKS

1, six times, last at Kentucky (Feb. 19, 2011)

STEALS

2, four times, last vs. Florida (Feb. 9, 2011)

MINUTES PLAYED

33, at Furman (Dec. 22, 2010)

RICHARDSON'S SEASON HIGHS

POINTS

X

FIELD GOALS

X

FIELD GOAL ATTEMPTS

X

3-POINT FIELD GOALS

X

3-POINT FIELD GOAL ATTEMPTS

X

FREE THROWS

X

FREE THROW ATTEMPTS

X

REBOUNDS

X

ASSISTS

X

BLOCKS

X

STEALS

X

MINUTES PLAYED

X

2011-12

Opponent	Date	GS	Min	FG-FGA	Pct	3FG-FGA	Pct	FT-FTA	Pct	Off	Def	Tot	Avg	PF	FO	A	TO	Blk	Stl	Pts	Avg	
Western Carolina	Nov. 11																					
at Elon	Nov. 15																					
Tenn State	Nov. 20																					
Miss Valley State	Nov. 22																					
UNC	Nov. 25																					
So. Cal/UNLV	Nov. 26																					
Providence	Dec. 1																					
at Clemson	Dec. 4																					
Presbyterian	Dec. 13																					
Ohio State	Dec. 17																					
SE Louisiana	Dec. 21																					
Wofford	Dec. 28																					
USC Upstate	Dec. 31																					
SC State	Jan. 3																					
at Kentucky	Jan. 7																					
Vanderbilt	Jan. 10																					
Florida	Jan. 14																					
at Auburn	Jan. 21																					
Alabama	Jan. 25																					
at Ole Miss	Jan. 28																					
at Florida	Feb. 2																					
Kentucky	Feb. 4																					
at Tennessee	Feb. 8																					
at Arkansas	Feb. 11																					
Georgia	Feb. 15																					
LSU	Feb. 18																					
at Vanderbilt	Feb. 22																					
Tennessee	Feb. 25																					
Mississippi State	Feb. 29																					
at Georgia	March 3																					

SEASON NOTES

CAREER STATISTICS

Season	GP-GS	Min	Avg	FG	FGA	Pct	3FG	3FGA	Pct	FT	FTA	Pct	Off	Def	Tot	Avg	PF	FO	Ast	TO	Blk	Stl	Pts	Avg
2010-11	30-24	582	19.4	53	158	.335	41	122	.336	30	44	.682	5	43	48	1.6	57	1	16	29	6	20	177	5.9
2011-12																								

Totals

CAREER SEC STATISTICS

Season	GP-GS	Min	Avg	FG	FGA	Pct	3FG	3FGA	Pct	FT	FTA	Pct	Off	Def	Tot	Avg	PF	FO	Ast	TO	Blk	Stl	Pts	Avg
2011	16-11	258	16.1	19	68	.276	16	50	.320	10	18	.556	4	18	22	1.4	31	1	3	15	3	11	64	4.0



#33 - RJ SLAWSON

SOPHOMORE - FORWARD

6'8 - 207 - 1 LETTER

CHARLESTON, S.C. - FORT DORCHESTER

SLAWSON'S CAREER HIGHS

POINTS

10, vs. Elon (Nov. 12, 2010)

FIELD GOALS

4, vs. Elon (Nov. 12, 2010)

FIELD GOAL ATTEMPTS

7, vs. Elon (Nov. 12, 2010)

3-POINT FIELD GOALS

2, vs. Elon (Nov. 12, 2010)

3-POINT FIELD GOAL ATTEMPTS

3, vs. Elon (Nov. 12, 2010)

FREE THROWS

4, vs. Georgia (Feb. 12, 2011)

FREE THROW ATTEMPTS

4, vs. Georgia (Feb. 12, 2011)

REBOUNDS

8, vs. Tennessee (Feb. 16, 2011)

ASSISTS

2, vs. USC Upstate (Nov. 23, 2010)

BLOCKS

1, five times, last vs. Ole Miss (March 10, 2011)

STEALS

1, seven times, last at Miss. State (March 5, 2011)

SLAWSON'S SEASON HIGHS

POINTS

X

FIELD GOALS

X

FIELD GOAL ATTEMPTS

X

3-POINT FIELD GOALS

X

3-POINT FIELD GOAL ATTEMPTS

X

FREE THROWS

X

FREE THROW ATTEMPTS

X

REBOUNDS

X

ASSISTS

X

BLOCKS

X

STEALS

X

MINUTES PLAYED

X

2011-12

Opponent	Date	GS	Min	FG-FGA	Pct	3FG-FGA	Pct	FT-FTA	Pct	Off	Def	Tot	Avg	PF	FO	A	TO	Blk	Stl	Pts	Avg	
Western Carolina	Nov. 11																					
at Elon	Nov. 15																					
Tenn State	Nov. 20																					
Miss Valley State	Nov. 22																					
UNC	Nov. 25																					
So. Cal/UNLV	Nov. 26																					
Providence	Dec. 1																					
at Clemson	Dec. 4																					
Presbyterian	Dec. 13																					
Ohio State	Dec. 17																					
SE Louisiana	Dec. 21																					
Wofford	Dec. 28																					
USC Upstate	Dec. 31																					
SC State	Jan. 3																					
at Kentucky	Jan. 7																					
Vanderbilt	Jan. 10																					
Florida	Jan. 14																					
at Auburn	Jan. 21																					
Alabama	Jan. 25																					
at Ole Miss	Jan. 28																					
at Florida	Feb. 2																					
Kentucky	Feb. 4																					
at Tennessee	Feb. 8																					
at Arkansas	Feb. 11																					
Georgia	Feb. 15																					
LSU	Feb. 18																					
at Vanderbilt	Feb. 22																					
Tennessee	Feb. 25																					
Mississippi State	Feb. 29																					
at Georgia	March 3																					

SEASON NOTES

CAREER STATISTICS

Season	GP-GS	Min	Avg	FG	FGA	Pct	3FG	3FGA	Pct	FT	FTA	Pct	Off	Def	Tot	Avg	PF	FO	Ast	TO	Blk	Stl	Pts	Avg
2010-11	28-0	252	9.0	24	58	.414	6	19	.316	9	11	.818	22	37	59	2.1	40	1	4	14	5	7	63	2.3
2011-12																								

Totals

CAREER SEC STATISTICS

Season	GP-GS	Min	Avg	FG	FGA	Pct	3FG	3FGA	Pct	FT	FTA	Pct	Off	Def	Tot	Avg	PF	FO	Ast	TO	Blk	Stl	Pts	Avg
2011	15-0	153	10.2	11	32	.344	4	11	.364	4	4	1.000	11	20	31	2.1	27	1	0	4	2	4	30	2.0



#5 - ERIC SMITH

SOPHOMORE - GUARD
5'11 - 210 - 1 LETTER
MULLINS, S.C. - CHRIST SCHOOL

SMITH'S CAREER HIGHS

POINTS
 8, at Kentucky (Feb. 19, 2011)

FIELD GOALS
 3, at Kentucky (Feb. 19, 2011)

FIELD GOAL ATTEMPTS
 8, vs. Auburn (Jan. 29, 2011)

3-POINT FIELD GOALS
 2, vs. Florida (Feb. 9, 2011)

3-POINT FIELD GOAL ATTEMPTS
 5, vs. Auburn (Jan. 29, 2011)

FREE THROWS
 3, vs. Kentucky (Jan. 22, 2011)

FREE THROW ATTEMPTS
 4, vs. Radford (Nov. 19, 2010)

REBOUNDS
 3, three times, last vs. Ole Miss (March 10, 2011)

ASSISTS
 7, vs. Ole Miss (Feb. 22, 2011)

BLOCKS
 -

STEALS
 2, vs. SC State (Jan. 4, 2011)

MINUTES PLAYED
 24, at Kentucky (Feb. 19, 2011)

SMITH'S SEASON HIGHS

POINTS
 X

FIELD GOALS
 X

FIELD GOAL ATTEMPTS
 X

3-POINT FIELD GOALS
 X

3-POINT FIELD GOAL ATTEMPTS
 X

FREE THROWS
 X

FREE THROW ATTEMPTS
 X

REBOUNDS
 X

ASSISTS
 X

BLOCKS
 X

STEALS
 X

MINUTES PLAYED
 X

2011-12

Opponent	Date	GS	Min	FG-FGA	Pct	3FG-FGA	Pct	FT-FTA	Pct	Off	Def	Tot	Avg	PF	FO	A	TO	Blk	Stl	Pts	Avg	
Western Carolina	Nov. 11																					
at Elon	Nov. 15																					
Tenn State	Nov. 20																					
Miss Valley State	Nov. 22																					
UNC	Nov. 25																					
So. Cal/UNLV	Nov. 26																					
Providence	Dec. 1																					
at Clemson	Dec. 4																					
Presbyterian	Dec. 13																					
Ohio State	Dec. 17																					
SE Louisiana	Dec. 21																					
Wofford	Dec. 28																					
USC Upstate	Dec. 31																					
SC State	Jan. 3																					
at Kentucky	Jan. 7																					
Vanderbilt	Jan. 10																					
Florida	Jan. 14																					
at Auburn	Jan. 21																					
Alabama	Jan. 25																					
at Ole Miss	Jan. 28																					
at Florida	Feb. 2																					
Kentucky	Feb. 4																					
at Tennessee	Feb. 8																					
at Arkansas	Feb. 11																					
Georgia	Feb. 15																					
LSU	Feb. 18																					
at Vanderbilt	Feb. 22																					
Tennessee	Feb. 25																					
Mississippi State	Feb. 29																					
at Georgia	March 3																					

SEASON NOTES

CAREER STATISTICS

Season	GP-GS	Min	Avg	FG	FGA	Pct	3FG	3FGA	Pct	FT	FTA	Pct	Off	Def	Tot	Avg	PF	FO	Ast	TO	Blk	Stl	Pts	Avg
2010-11	28-0	371	13.3	20	66	3.3	8	35	.229	20	32	.625	6	16	22	0.8	29	0	42	25	0	6	68	2.4
2011-12																								

Totals

CAREER SEC STATISTICS

Season	GP-GS	Min	Avg	FG	FGA	Pct	3FG	3FGA	Pct	FT	FTA	Pct	Off	Def	Tot	Avg	PF	FO	Ast	TO	Blk	Stl	Pts	Avg
2011	16-0	260	16.3	15	49	.306	6	24	.250	13	17	.765	6	7	13	0.8	18	0	23	15	0	4	49	3.1



#45 - CARLTON GEATHERS

R-FRESHMAN - FORWARD

6'10 - 250 - HS

GEORGETOWN, S.C. - CARVERS BAY

GEATHERS' SEASON HIGHS

POINTS

X

FIELD GOALS

X

FIELD GOAL ATTEMPTS

X

3-POINT FIELD GOALS

X

3-POINT FIELD GOAL ATTEMPTS

X

FREE THROWS

X

FREE THROW ATTEMPTS

X

REBOUNDS

X

ASSISTS

X

BLOCKS

X

STEALS

X

MINUTES PLAYED

X

2011-12

Opponent	Date	GS	Min	FG-FGA	Pct	3FG-FGA	Pct	FT-FTA	Pct	Off	Def	Tot	Avg	PF	FO	A	TO	Blk	Stl	Pts	Avg	
Western Carolina	Nov. 11																					
at Elon	Nov. 15																					
Tenn State	Nov. 20																					
Miss Valley State	Nov. 22																					
UNC	Nov. 25																					
So. Cal/UNLV	Nov. 26																					
Providence	Dec. 1																					
at Clemson	Dec. 4																					
Presbyterian	Dec. 13																					
Ohio State	Dec. 17																					
SE Louisiana	Dec. 21																					
Wofford	Dec. 28																					
USC Upstate	Dec. 31																					
SC State	Jan. 3																					
at Kentucky	Jan. 7																					
Vanderbilt	Jan. 10																					
Florida	Jan. 14																					
at Auburn	Jan. 21																					
Alabama	Jan. 25																					
at Ole Miss	Jan. 28																					
at Florida	Feb. 2																					
Kentucky	Feb. 4																					
at Tennessee	Feb. 8																					
at Arkansas	Feb. 11																					
Georgia	Feb. 15																					
LSU	Feb. 18																					
at Vanderbilt	Feb. 22																					
Tennessee	Feb. 25																					
Mississippi State	Feb. 29																					
at Georgia	March 3																					

SEASON NOTES

CAREER STATISTICS

Season	GP-GS	Min	Avg	FG	FGA	Pct	3FG	3FGA	Pct	FT	FTA	Pct	Off	Def	Tot	Avg	PF	FO	Ast	TO	Blk	Stl	Pts	Avg
2011-12																								

CAREER SEC STATISTICS

Season	GP-GS	Min	Avg	FG	FGA	Pct	3FG	3FGA	Pct	FT	FTA	Pct	Off	Def	Tot	Avg	PF	FO	Ast	TO	Blk	Stl	Pts	Avg
2012																								



#13 - ANTHONY GILL

FRESHMAN - FORWARD

6'8 - 235 - HS

CHARLOTTE, N.C. - CHARLOTTE CHRISTIAN

GILL'S SEASON HIGHS

- POINTS
X
- FIELD GOALS
X
- FIELD GOAL ATTEMPTS
X
- 3-POINT FIELD GOALS
X
- 3-POINT FIELD GOAL ATTEMPTS
X
- FREE THROWS
X
- FREE THROW ATTEMPTS
X
- REBOUNDS
X
- ASSISTS
X
- BLOCKS
X
- STEALS
X
- MINUTES PLAYED
X

2011-12

Opponent	Date	GS	Min	FG-FGA	Pct	3FG-FGA	Pct	FT-FTA	Pct	Off	Def	Tot	Avg	Pf	FO	A	TO	Blk	Stl	Pts	Avg	
Western Carolina	Nov. 11																					
at Elon	Nov. 15																					
Tenn State	Nov. 20																					
Miss Valley State	Nov. 22																					
UNC	Nov. 25																					
So. Cal/UNLV	Nov. 26																					
Providence	Dec. 1																					
at Clemson	Dec. 4																					
Presbyterian	Dec. 13																					
Ohio State	Dec. 17																					
SE Louisiana	Dec. 21																					
Wofford	Dec. 28																					
USC Upstate	Dec. 31																					
SC State	Jan. 3																					
at Kentucky	Jan. 7																					
Vanderbilt	Jan. 10																					
Florida	Jan. 14																					
at Auburn	Jan. 21																					
Alabama	Jan. 25																					
at Ole Miss	Jan. 28																					
at Florida	Feb. 2																					
Kentucky	Feb. 4																					
at Tennessee	Feb. 8																					
at Arkansas	Feb. 11																					
Georgia	Feb. 15																					
LSU	Feb. 18																					
at Vanderbilt	Feb. 22																					
Tennessee	Feb. 25																					
Mississippi State	Feb. 29																					
at Georgia	March 3																					

SEASON NOTES

CAREER STATISTICS

Season	GP-GS	Min	Avg	FG	FGA	Pct	3FG	3FGA	Pct	FT	FTA	Pct	Off	Def	Tot	Avg	Pf	FO	Ast	TO	Blk	Stl	Pts	Avg
2011-12																								

CAREER SEC STATISTICS

Season	GP-GS	Min	Avg	FG	FGA	Pct	3FG	3FGA	Pct	FT	FTA	Pct	Off	Def	Tot	Avg	Pf	FO	Ast	TO	Blk	Stl	Pts	Avg
2012																								



#32 - DAMIEN LEONARD

FRESHMAN - GUARD

6'4 - 187 - HS

GREENVILLE, S.C. - J.L. MANN

LEONARD'S SEASON HIGHS

- POINTS
X
- FIELD GOALS
X
- FIELD GOAL ATTEMPTS
X
- 3-POINT FIELD GOALS
X
- 3-POINT FIELD GOAL ATTEMPTS
X
- FREE THROWS
X
- FREE THROW ATTEMPTS
X
- REBOUNDS
X
- ASSISTS
X
- BLOCKS
X
- STEALS
X
- MINUTES PLAYED
X

2011-12

Opponent	Date	GS	Min	FG-FGA	Pct	3FG-FGA	Pct	FT-FTA	Pct	Off	Def	Tot	Avg	PF	FO	A	TO	Blk	Stl	Pts	Avg	
Western Carolina	Nov. 11																					
at Elon	Nov. 15																					
Tenn State	Nov. 20																					
Miss Valley State	Nov. 22																					
UNC	Nov. 25																					
So. Cal/UNLV	Nov. 26																					
Providence	Dec. 1																					
at Clemson	Dec. 4																					
Presbyterian	Dec. 13																					
Ohio State	Dec. 17																					
SE Louisiana	Dec. 21																					
Wofford	Dec. 28																					
USC Upstate	Dec. 31																					
SC State	Jan. 3																					
at Kentucky	Jan. 7																					
Vanderbilt	Jan. 10																					
Florida	Jan. 14																					
at Auburn	Jan. 21																					
Alabama	Jan. 25																					
at Ole Miss	Jan. 28																					
at Florida	Feb. 2																					
Kentucky	Feb. 4																					
at Tennessee	Feb. 8																					
at Arkansas	Feb. 11																					
Georgia	Feb. 15																					
LSU	Feb. 18																					
at Vanderbilt	Feb. 22																					
Tennessee	Feb. 25																					
Mississippi State	Feb. 29																					
at Georgia	March 3																					

SEASON NOTES

CAREER STATISTICS

Season	GP-GS	Min	Avg	FG	FGA	Pct	3FG	3FGA	Pct	FT	FTA	Pct	Off	Def	Tot	Avg	PF	FO	Ast	TO	Blk	Stl	Pts	Avg
2011-12																								

CAREER SEC STATISTICS

Season	GP-GS	Min	Avg	FG	FGA	Pct	3FG	3FGA	Pct	FT	FTA	Pct	Off	Def	Tot	Avg	PF	FO	Ast	TO	Blk	Stl	Pts	Avg
2012																								



#1 - BRENTON WILLIAMS

SOPHOMORE - GUARD
5'11 - 172 - JC
KISSIMMEE, FLA. - OSCEOLA/
SANTA FE COLLEGE

WILLIAMS' SEASON HIGHS

- POINTS
X
- FIELD GOALS
X
- FIELD GOAL ATTEMPTS
X
- 3-POINT FIELD GOALS
X
- 3-POINT FIELD GOAL ATTEMPTS
X
- FREE THROWS
X
- FREE THROW ATTEMPTS
X
- REBOUNDS
X
- ASSISTS
X
- BLOCKS
X
- STEALS
X
- MINUTES PLAYED
X

2011-12

Opponent	Date	GS	Min	FG-FGA	Pct	3FG-FGA	Pct	FT-FTA	Pct	Off	Def	Tot	Avg	Pf	FO	A	TO	Blk	Stl	Pts	Avg	
Western Carolina	Nov. 11																					
at Elon	Nov. 15																					
Tenn State	Nov. 20																					
Miss Valley State	Nov. 22																					
UNC	Nov. 25																					
So. Cal/UNLV	Nov. 26																					
Providence	Dec. 1																					
at Clemson	Dec. 4																					
Presbyterian	Dec. 13																					
Ohio State	Dec. 17																					
SE Louisiana	Dec. 21																					
Wofford	Dec. 28																					
USC Upstate	Dec. 31																					
SC State	Jan. 3																					
at Kentucky	Jan. 7																					
Vanderbilt	Jan. 10																					
Florida	Jan. 14																					
at Auburn	Jan. 21																					
Alabama	Jan. 25																					
at Ole Miss	Jan. 28																					
at Florida	Feb. 2																					
Kentucky	Feb. 4																					
at Tennessee	Feb. 8																					
at Arkansas	Feb. 11																					
Georgia	Feb. 15																					
LSU	Feb. 18																					
at Vanderbilt	Feb. 22																					
Tennessee	Feb. 25																					
Mississippi State	Feb. 29																					
at Georgia	March 3																					

SEASON NOTES

CAREER STATISTICS

Season	GP-GS	Min	Avg	FG	FGA	Pct	3FG	3FGA	Pct	FT	FTA	Pct	Off	Def	Tot	Avg	Pf	FO	Ast	TO	Blk	Stl	Pts	Avg
2011-12																								

CAREER SEC STATISTICS

Season	GP-GS	Min	Avg	FG	FGA	Pct	3FG	3FGA	Pct	FT	FTA	Pct	Off	Def	Tot	Avg	Pf	FO	Ast	TO	Blk	Stl	Pts	Avg
2012																								

THE LAST TIME IN SOUTH CAROLINA BASKETBALL...

THE LAST TIME AN INDIVIDUAL PLAYER...

Scored 20 or more points:	South Carolina: Sam Muldrow (24) vs. Tennessee, March 3, 2011 in Columbia Opponent: Chris Warren (20), Ole Miss, March 10, 2011 in Atlanta, Ga.
Scored 30 or more points:	South Carolina: Bruce Ellington, 31, at Furman, Dec. 22, 2010 in Greenville, S.C. Opponent: Chris Warren (33), Ole Miss, Feb. 22, 2011 in Columbia
Scored 35 or more points:	South Carolina: Devan Downey, 36 at Florida, Jan. 23, 2010 in Gainesville, Fla. Opponent: Joe Crawford (Kentucky), 35, March 5, 2008 in Columbia
Scored 40 or more points:	South Carolina: N/A thru 1992-93 season Opponent: Austin Carr (Notre Dame), 43, Dec. 30, 1969 in New Orleans, La.
Collected 20 or more rebounds:	South Carolina: Emmett Hall, 23 vs. College of Charleston, Dec. 22, 1993 in Columbia Opponent: Ekpe Udoh (Baylor), 20, Jan. 2, 2010 in Columbia
Collected 15 or more rebounds:	South Carolina: Sam Muldrow, 16 at Tennessee, Feb. 6, 2010 in Knoxville, Tenn. Opponent: Jared Sullinger (Ohio State), 19, Dec. 18, 2010 in Columbus, Ohio
Made 12 or more field goals:	South Carolina: Devan Downey, 12 vs. Georgia, Jan. 30, 2010 in Columbia Opponent: A.J. Ogilvy (Vanderbilt), 12, Feb. 28, 2009 in Nashville, Tenn.
Made 10 or more field goals:	South Carolina: Bruce Ellington, 11 vs. Furman, Dec. 22, 2010 in Greenville, S.C. Opponent: Jared Sullinger (Ohio State), 30, Dec. 18, 2010 in Columbus, Ohio
Attempted 20 or more field goals:	South Carolina: Bruce Ellington (20) at Mississippi State, March 5, 2011 in Starkville, Miss. Opponent: Zach Graham (20), Ole Miss, Feb. 22, 2011 in Columbia
Attempted 25 or more field goals:	South Carolina: Devan Downey, 25, at Kentucky, Feb. 25, 2010 in Lexington, Ky. Opponent: Kemmy Burgess (Alaska-Anchorage), 26, Nov. 24, 2005 in Anchorage, AK
Dished 10 or more assists:	South Carolina: Devan Downey, 11, vs. LSU, March 13, 2008 in Atlanta, Ga. Opponent: Curtis Jerrells (Baylor), 10, Jan. 2, 2009 in Waco, Texas
Swiped 5 or more steals:	South Carolina: Devan Downey, 6, vs. Vanderbilt, Jan. 16, 2010 in Columbia Opponent: Frankie Sullivan (Auburn), 5, Jan. 9, 2010 in Auburn, Ala.
Blocked 5 or more shots:	South Carolina: Sam Muldrow (7), vs. Ole Miss, March 10, 2011 in Atlanta, Ga. Opponent: Aaric Murray (LaSalle), 5, Nov. 19, 2009 in Charleston, S.C.
Made 5 or more 3-point field goals:	South Carolina: Ramon Galloway (5) vs. Ole Miss, March 10, 2011 in Atlanta, Ga. Opponent: Ravern Johnson (7), Mississippi State, March 5, 2011 in Starkville, Miss.
Attempted 8 or more 3-point field goals:	South Carolina: Ramon Galloway (12) vs. Ole Miss, March 10, 2011 in Atlanta, Ga. Opponent: Ravern Johnson (14), Mississippi State, March 5, 2011 in Starkville, Miss.
Made 10 or more free throws:	South Carolina: Devan Downey, 11, vs. Florida, Feb. 10, 2010 in Columbia Opponent: Tobias Harris (11) Tennessee, March 3, 2011 in Columbia
Attempted 15 or more free throws:	South Carolina: Mike Boynton (19) vs. Arkansas, March 11, 2004 in Atlanta, Ga. Opponent: Amu Saaka (Furman), 14, Dec. 22, 2010 in Greenville, S.C.
Played all 40 minutes of regulation:	South Carolina: Devan Downey, 40, vs. Tennessee, March 14, 2008 in Atlanta, Ga. Opponent: Chris Warren (40), March 10, 2011 in Atlanta, Ga.
A player hit a last-second shot to win a game:	South Carolina: Mike Holmes vs. Alabama (Feb. 14, 2009) in Tuscaloosa, Ala. Opponent: Chandler Parsons (Florida), Jan. 23, 2010 in Gainesville, Fla.
A player had a double-double:	South Carolina: Sam Muldrow (24 points, 12 rebounds), vs. Tennessee, March 3, 2011 in Columbia Opponent: Terrance Henry (Ole Miss), 14 points, 11 rebounds, March 10, 2011 in Atlanta, Ga.
Two or more players had a double-double:	South Carolina: Dominique Archie (12 points, 10 rebounds) & Mike Holmes (14 points, 13 rebounds) vs. Winthrop, Nov. 16, 2008 in Columbia Opponent: Renardo Sidney (13 points, 12 rebounds), Kodi Augustus (15 points, 10 rebounds), Mississippi State, March 5, 2011 in Starkville, Miss.
A player had a triple-double:	South Carolina: Sam Muldrow (16 points, 14 rebounds, 10 blocks) vs. Vanderbilt, Jan. 8, 2011 in Columbia *** Only second triple-double in South Carolina history (Chuck Eidson (25 points, 10 rebounds, 10 assists), vs. SC State, Nov. 29, 2002 in Columbia) Opponent: Daniel Hackett (Southern California - 22 points, 10 rebounds, 10 assists), Nov. 17, 2007 in Columbia
Scored 30 or more points in back-to-back games:	South Carolina: Devan Downey, 30 vs. Kentucky (Jan. 26, 2010) in Columbia 33 vs. Georgia (Jan. 30, 2010) in Columbia
Scored 25 or more points in back-to-back games:	South Carolina: Devan Downey, 33 vs. Georgia (Jan. 30, 2010) in Columbia 26 at Tennessee (Feb. 6, 2010) in Knoxville, Tenn.

THE LAST TIME A TEAM...

Scored 100 or more points:	South Carolina: 103 vs. The Citadel (Nov. 12, 2007) in Columbia Opponent: 107, Vanderbilt (Feb. 17, 1996) in Nashville, Tenn.
Scored 50 points or less:	South Carolina: 48 at Georgia, Feb. 26, 2011 in Athens, Ga. Opponent: 49, Jacksonville State, Dec. 29, 2010 in Columbia
Scored 50 points in a half:	South Carolina: 51 (2nd half; Nov. 12, 2010) vs. Elon in Columbia Opponent: 50, Kentucky (1st half), Feb. 19, 2011 in Lexington, Ky.
Failed to score 25 points in a half:	South Carolina: 23, (1st half), at Mississippi State, March 5, 2011 in Starkville, Miss. Opponent: 22, SC State (1st half, Jan. 4, 2011) in Columbia
Collected 50 or more rebounds:	South Carolina: 53 vs. WKU, Nov. 27, 2010 in Bowling Green, Ky. Opponent: 52, WKU, Nov. 27, 2010 in Bowling Green, Ky.
Shot 60% or better from the field:	South Carolina: 60.8% (31-51) at Western Carolina (Nov. 18, 2005) in Cullowhee, N.C. Opponent: 61.1% (33-54), Vanderbilt (Jan. 16, 2010) in Columbia
Shot 50% or better from the field:	South Carolina: 53.2% (33-62) vs. SC State, Jan. 4, 2011 in Columbia Opponent: 51.2% (22-43), Tennessee, March 3, 2011 in Columbia
Shot less than 30% from the field:	South Carolina: 29.9% (20-67) vs. Ole Miss, March 10, 2011 in Atlanta, Ga. Opponent: 25.9% (15-58), USC Upstate (Nov. 23, 2010) in Columbia
Shot 50% or better from 3-point range (at least 10 attempts):	South Carolina: 56.3% (9-16) vs. Elon (Nov. 12 2010) in Columbia Opponent: 55.0% (11-20) Kentucky, Feb. 19, 2011 in Lexington, Ky.
Shot 20% or less from 3-point range (at least 10 attempts):	South Carolina: 5.3% (1-19) at Georgia, Feb. 26, 2011 in Athens, Ga. Opponent: 18.2% (2-11) SC State, Jan. 4, 2011 in Columbia
Dished 20 or more assists:	South Carolina: 23 vs. Elon (Nov. 12, 2010) in Columbia Opponent: 23, Boston College (Jan. 1, 2011) in Columbia
Made 35 or more shots:	South Carolina: 35 vs. Elon (Nov. 19, 2010) in Columbia Opponent: 35, Tennessee (March 5, 2009) in Columbia
Attempted 80 or more shots:	South Carolina: 83 vs. WKU (Nov. 27, 2010) in Bowling Green, Ky. Opponent: 83, LSU (Feb. 10, 1996) in Columbia
Attempted 70 or more shots:	South Carolina: 73, at Tennessee, Feb. 16, 2011 in Knoxville, Tenn. Opponent: 79, WKU (Nov. 27, 2010) in Bowling Green, Ky.
Made 10 or more 3-pointers:	South Carolina: 10, at Tennessee, Feb. 16, 2011 in Knoxville, Tenn. Opponent: 11, Mississippi State, March 5, 2011 in Starkville, Miss.
Did not make a 3-pointer:	South Carolina: 0, vs. Mississippi State (March 2, 2002) in Columbia Opponent: 0, Alabama (Jan. 12, 2011) in Tuscaloosa, Ala.
Attempted 30 or more 3-pointers:	South Carolina: 30 vs. Ole Miss, March 10, 2011 in Atlanta, Ga. Opponent: 32, Boston College (Jan. 1, 2011) in Columbia
Attempted 25 or more 3-pointers:	South Carolina: 30 vs. Ole Miss, March 10, 2011 in Atlanta, Ga. Opponent: 26, Mississippi State, March 5, 2011 in Starkville, Miss.
Made 30 or more free throws:	South Carolina: 32 vs. Vanderbilt (Jan. 28, 2009) in Columbia Opponent: 31, Florida (Feb. 3, 2009) in Gainesville, Fla.
Attempted 40 or more free throws:	South Carolina: 44 vs. Georgia Southern (Nov. 16, 2009) in Columbia Opponent: 40, Florida (Feb. 3, 2009) in Gainesville, Fla.
Swiped 15 or more steals:	South Carolina: 15 vs. Vanderbilt (Jan. 16, 2010) in Columbia Opponent: 17, Indiana (Nov. 8, 1998) in Indianapolis, Ind.
Blocked 12 or more shots:	South Carolina: 12, vs. Vanderbilt, Jan. 8, 2011 in Columbia Opponent: 13, Syracuse (Jan. 21, 1999) in Syracuse, N.Y.
Blocked 8 or more shots:	South Carolina: 10, vs. Ole Miss, March 10, 2011 in Atlanta, Ga. Opponent: 8, Kentucky (Feb. 25, 2010) in Lexington, Ky.
Won by 30 or more points:	South Carolina: 35 vs. SC State (91-56), Jan. 4, 2011 in Columbia Opponent: 31, Kentucky, Feb. 19, 2011 in Lexington, Ky.
Won by 20 or more points:	South Carolina: 35 vs. SC State (91-56), Jan. 4, 2011 in Columbia Opponent: 31, Feb. 19, 2011 in Lexington, Ky.
Played a single overtime game:	Win: 81-74 vs. Arkansas (81-74), Jan. 19, 2011 in Columbia Loss: 82-80 vs. College of Charleston (Nov. 28, 2008) in Charleston, S.C.
Played a double overtime game:	Win: 87-85 vs. WKU (Nov. 27, 2010) in Bowling Green, Ky. Loss: 98-88 vs. Louisville (Feb. 20, 1988) in Columbia

South Carolina played a No. 1 Team in the country:	Win: 68-62 vs. Kentucky (Jan. 26, 2010) in Columbia Loss: 81-56 vs. Duke (Nov. 20, 2001) in Maui, Hawaii
South Carolina played a top-5 opponent:	Win: 68-62 vs. No. 1/1 Kentucky (Jan. 26, 2010) in Columbia Loss: 57-79 at No. 2/2 Ohio State (Dec. 18, 2010) in Columbus, Ohio
South Carolina played a top-10 opponent:	Win: 68-62 vs. No. 1/1 Kentucky (Jan. 26, 2010) in Columbia Loss: 57-79 at No. 2/2 Ohio State (Dec. 18, 2010) in Columbus, Ohio
South Carolina played a top-25 opponent:	Win: 83-75 (OT) win over No. 22/24 Vanderbilt, Jan. 8, 2011 in Columbia Loss: 59-90 loss to No. 22/22 Kentucky, Feb. 19, 2011 in Lexington, Ky.
South Carolina defeated a ranked opponent:	Home: 83-75 vs. No. 22/24 Vanderbilt (Jan. 8, 2011) in Columbia Away: 77-73 at No. 13/19 Vanderbilt (March 6, 2010) in Nashville, Tenn. SEC Home: 83-75 vs. No. 22/24 Vanderbilt (Jan. 8, 2011) in Columbia SEC Away: 77-73 at No. 13/19 Vanderbilt (March 6, 2010) in Nashville, Tenn. Non-conference away: 85-84 at No. 19/20 Baylor (Jan. 2, 2009) in Waco, Texas
South Carolina opened up the season:	Home: 94-79 win over Elon (Nov. 12, 2010) in Columbia Away: 87-62 win at Western Carolina (Nov. 18, 2005) in Cullowhee, N.C. Neutral: 74-61 win vs. Chaminade (Nov. 19, 2001) in Maui, Hawaii (Maui Invite)
South Carolina opened up SEC play:	Home: 83-75 win vs. No. 22/24 Vanderbilt (Jan. 8, 2011) in Columbia Away: 80-71 win at Auburn (Jan. 9, 2010) in Auburn, Ala.

2010-11 South Carolina Basketball
 South Carolina Combined Team Statistics (as of Mar 14, 2011)
 All games

RECORD:	OVERALL	HOME	AWAY	NEUTRAL
ALL GAMES	14-16	11-6	3-9	0-1
CONFERENCE	5-11	3-5	2-6	0-0
NON-CONFERENCE	9-5	8-1	1-3	0-1

##	Player	gp-gs	min	avg	Total		3-Point		F-Throw		Rebounds				pf	dq	a	to	blk	stl	pts	avg
					fg-fga	fg%	3fg-fga	3fg%	ft-fa	ft%	off	def	tot	avg								
23	ELLINGTON, Bruce	30-30	928	30.9	138-423	.326	61-198	.308	47-74	.635	25	75	100	3.3	75	0	97	87	0	31	384	12.8
44	MULDROW, Sam	30-30	868	28.9	130-311	.418	23-78	.295	59-82	.720	79	139	218	7.3	78	3	12	49	103	17	342	11.4
12	GALLOWAY, Ramon	30-4	734	24.5	112-313	.358	44-133	.331	54-77	.701	16	61	77	2.6	73	3	50	62	3	34	322	10.7
15	COOKE, Malik	30-17	773	25.8	99-221	.448	14-47	.298	71-89	.798	87	104	191	6.4	86	4	21	48	16	44	283	9.4
30	JACKSON, Lakeem	26-25	731	28.1	87-182	.478	3-10	.300	26-62	.419	71	75	146	5.6	40	0	66	46	5	24	203	7.8
02	RICHARDSON, Brian	30-24	582	19.4	53-158	.335	41-122	.336	30-44	.682	5	43	48	1.6	57	1	16	29	6	20	177	5.9
24	HARRIS, Damontre	29-19	491	16.9	47-82	.573	0-2	.000	13-22	.591	48	56	104	3.6	61	1	13	21	26	14	107	3.7
01	SPINELLA, Stephen	15-0	164	10.9	13-36	.361	7-18	.389	5-9	.556	8	13	21	1.4	8	0	1	8	2	5	38	2.5
05	SMITH, Eric	28-0	371	13.3	20-66	.303	8-35	.229	20-32	.625	6	16	22	0.8	29	0	42	25	0	6	68	2.4
33	SLAWSON, RJ	28-0	252	9.0	24-58	.414	6-19	.316	9-11	.818	22	37	59	2.1	40	1	4	14	5	7	63	2.3
32	JEFFERSON, Johndre	23-1	206	9.0	18-28	.643	0-0	.000	4-8	.500	12	26	38	1.7	15	0	5	9	20	6	40	1.7
Team											62	58	120				4					
Total.....		30	6100		741-1878	.395	207-662	.313	338-510	.663	441	703	1144	38.1	562	13	327	402	186	208	2027	67.6
Opponents.....		30	6100		716-1690	.424	179-511	.350	459-667	.688	377	762	1139	38.0	470	-	386	445	98	172	2070	69.0

TEAM STATISTICS	SC	OPP	Date	Opponent	Score	Att.
SCORING	2027	2070	11/12/10	ELON	w 94-79	12408
Points per game	67.6	69.0	11/16/10	at Michigan State	L 73-82	14797
Scoring margin	-1.4	-	11/19/10	RADFORD	w 85-56	10017
FIELD GOALS-ATT	741-1878	716-1690	11/23/10	USC UPSTATE	w 57-41	8643
Field goal pct	.395	.424	11/27/10	at WKU	wo2 87-85	6012
3 POINT FG-ATT	207-662	179-511	12/1/10	DELAWARE STATE	w 74-61	9207
3-point FG pct	.313	.350	12/5/10	CLEMSON	w 64-60	10177
3-pt FG made per game	6.9	6.0	12/11/10	WOFFORD	w 64-53	8813
FREE THROWS-ATT	338-510	459-667	12/18/10	at Ohio State	L 57-79	15497
Free throw pct	.663	.688	12/22/10	at Furman	L 75-91	2717
F-Throws made per game	11.3	15.3	12/29/10	JACKSONVILLE STATE	w 56-49	8713
REBOUNDS	1144	1139	1/1/11	BOSTON COLLEGE	L 70-85	8658
Rebounds per game	38.1	38.0	1/4/11	SC STATE	w 91-56	8631
Rebounding margin	+0.2	-	* 1/8/11	VANDERBILT	Wot 83-75	10439
ASSISTS	327	386	* 01/12/11	at Alabama	L 47-57	11572
Assists per game	10.9	12.9	* 01/15/11	at University of Florida	w 72-69	12158
TURNOVERS	402	445	* 01/19/11	ARKANSAS	Wot 81-74	11005
Turnovers per game	13.4	14.8	* 1/22/11	KENTUCKY	L 58-67	18000
Turnover margin	+1.4	-	* 1/29/11	AUBURN	L 64-79	10281
Assist/turnover ratio	0.8	0.9	* 02/02/11	at LSU	w 64-56	7311
STEALS	208	172	* 2/05/11	at Vanderbilt	L 60-78	14316
Steals per game	6.9	5.7	* 2/9/11	UNIVERSITY OF FLORIDA	L 60-79	10525
BLOCKS	186	98	* 2/12/11	GEORGIA	L 56-60	11835
Blocks per game	6.2	3.3	* 02/16/11	at Tennessee	L 67-73	18402
ATTENDANCE	177254	157574	* 02/19/11	at Kentucky	L 59-90	24338
Home games-Avg/Game	17-10427	12-12119	* 2/22/11	OLE MISS	w 79-73	9765
Neutral site-Avg/Game	-	1-12144	* 02/26/11	at Georgia	L 48-64	10355
Score by Periods	1st	2nd	OT	OT2	Totals	
South Carolina	875	1110	30	12	2027	
Opponents	972	1073	15	10	2070	

* = Conference game