



# 2017-18 SOUTH CAROLINA MEN'S BASKETBALL

**DIRECTOR OF ATHLETICS COMMUNICATIONS & PUBLIC RELATIONS:** EMILY MILES // EFEENEY@MAILBOX.SC.EDU

**CELL:** 803-727-3284 // **TWITTER:** @EMILYMILES\_SID

**GAMECOCK MEN'S BASKETBALL SOCIAL MEDIA:** #GAMECOCKS

**TWITTER AND INSTAGRAM:** @GAMECOCKMBB // **FACEBOOK:** /GAMECOCKMBB

**GAMECOCK ATHLETICS ON THE WEB:** GAMECOCKSONLINE.COM

## 2017-18 SCHEDULE

**OVERALL:** 12-6 | **SEC:** 3-3

**HOME:** 7-1 | **AWAY:** 3-3 | **NEUTRAL:** 2-2

**NCAA RPI:** 47

### OCTOBER

30 Erskine + W, 85-44

### NOVEMBER

5 Virginia Tech = L, 86-67  
10 at Wofford W, 73-52  
13 Western Michigan ^ W, 78-60  
16 vs. Illinois State # L, 69-65  
17 vs. UTEP # W, 80-56  
19 vs. Western Michigan # W, 79-66  
27 at FIU W, 78-61  
30 vs. Temple % L, 76-60

### DECEMBER

2 UMass W, 76-70  
6 Wyoming W, 80-64  
9 Coastal Carolina W, 80-78  
19 at Clemson L, 64-48  
27 Limestone W, 74-45  
31 at Ole Miss\* L, 74-69

### JANUARY

3 Missouri\* L, 79-68  
6 Vanderbilt\* W, 71-60  
9 at Alabama\* L, 76-62  
13 at Georgia\* W, 64-57  
16 No. 18/16 Kentucky\* W, 76-68  
20 No. 21/21 Tennessee\* 6 p.m./ESPN2  
24 at Florida\* 7 p.m./SECN  
27 Texas Tech ! 12 p.m./ESPN2  
31 Mississippi State\* 8:30 p.m./SECN

### FEBRUARY

3 at Texas A&M\* 2 p.m./ESPN/2  
6 at Arkansas\* 7 p.m./ESPN2  
10 Florida\* 12 p.m./CBS  
13 at Tennessee\* 9 p.m./ESPNU  
17 Auburn\* 3:30 p.m./SECN  
21 Georgia\* 6:30 p.m./SECN  
24 at Mississippi State\* 3:30 p.m./SECN  
28 LSU\* 6:30 p.m./SECN

### MARCH

3 at Auburn\* 3:30 p.m./SECN  
3-11 SEC Tournament (St. Louis, Mo.) & TBD  
15-18 NCAA Tourn. First/Second Rounds TBD  
23-25 NCAA Tourn. Sweet 16/Elite Eight TBD  
31 Final Four TBD

### APRIL

2 National Championship TBD

All home games in **bold** | All times listed Eastern | **SECN+** - SEC Network + | **SECN** - SEC Network | **CBSN** - CBS Sports Network | \* indicates SEC contest | + indicates exhibition | = - Hoops 4 Hurricane Relief exhibition | ^ - Puerto Rico Tip-Off (Columbia, S.C.) | # - Puerto Rico Tip-Off (Myrtle Beach, S.C.) | % - Under Armour Reunion | ! - Big 12/SEC Challenge (Columbia, S.C.) | & - SEC Tournament (St. Louis, Mo.)



### GAMECOCKS

(12-6, 3-3 SEC)

**HEAD COACH:** Frank Martin (FIU, '93)

**AT CAROLINA:** 108-80 (6th season)

**CAREER:** 225-134 (11th season)

**VS. TENNESSEE:** 4-5

**TOP SCORER:** Silva (14.9)

**TOP REBOUNDER:** Silva (7.9)

**TOP ASSIST MAKER:** Gravett (3.7)

**COMMUNICATIONS/PR:** Emily Miles

**TWITTER UPDATES:** @GamecockMBB



### NO. 21/21 TENNESSEE

(12-5, 3-3 SEC)

**HEAD COACH:** Rick Barnes

(Lenoir-Rhyne, '77)

**AT TENNESSEE:** 43-40 (3rd season)

**CAREER:** 647-354 (31st season)

**VS. CAROLINA:** 6-3

**TOP SCORER:** Williams (16.6)

**TOP REBOUNDER:** Williams (6.6)

**TOP ASSIST MAKER:** Bone (3.3)

**MEDIA RELATIONS:** Tom Satkowiak

**TWITTER UPDATES:** @Vol\_Hoops

## PROBABLE STARTERS

SOUTH CAROLINA	HT.	WT.	YR.	HOMETOWN	PPG	RPG	MPG
G - #15 Wesley Myers	6-1	193	GS	Brooklyn, N.Y.	6.9	2.6	21.1
G - #23 Evan Hinson	6-4	240	So.	Deltona, Fla.	3.4	1.4	10.0
F - #10 Justin Minaya	6-5	210	Fr.	Harrington Park, N.J.	7.9	4.3	25.7
F - #21 Maik Kotsar	6-10	260	So.	Tallinn, Estonia	8.6	4.7	27.2
F - #30 Chris Silva	6-9	223	So.	Libreville, Gabon	14.9	7.9	24.7

TENNESSEE	HT.	WT.	YR.	HOMETOWN	PPG	RPG	MPG
G - #0 Jordan Bone	6-3	176	So.	Nashville, Tenn.	8.5	1.8	23.9
G - #23 Jordan Bowden	6-5	185	So.	Knoxville, Tenn.	10.4	3.8	26.8
F - #2 Grant Williams	6-7	241	So.	Charlotte, N.C.	16.6	6.6	29.6
F - #5 Admiral Schofield	6-5	238	Jr.	Zion, Ill.	13.2	5.9	26.4
F - #11 Kyle Alexander	6-11	220	Jr.	Milton, Ontario, Canada	6.2	5.8	20.4

## STARTING FIVE

> South Carolina rides a two-game win streak into Saturday's matchup against No. 21/21 Tennessee, the Gamecocks' second SEC contest this week versus a ranked opponent.

> Junior forward Chris Silva has been a dominant force through the first six games of league action. His 27 points and eight rebounds were team highs vs. Kentucky, and he paces the Gamecocks and is second in the SEC at 19.3 points per league game. A key number to keep an eye on with Silva, his 27.7 minutes per SEC game are tied for a team high (Myers).

> Trailing by 11 with 12 minutes to play against Kentucky, Carolina out-scored the Wildcats 33-14, led by Silva's 13, and connected on 14-of-18 attempts at the foul line to clinch the comeback win. It was Carolina's biggest comeback win of the season to date.

> Sophomore big Maik Kotsar was key in the win against the Wildcats, especially at the charity stripe. Kotsar connected on 6-of-9 attempts, 5-of-7 in the second half alone. He finished with 12 points and six rebounds in the win. In league games, Kotsar has been stellar from the line, connecting on 13-of-19 attempts, 68.4%, after connecting on just 32.0% (8-of-25) in non-conference games.

> South Carolina held Kentucky to just 1-of-11 from 3-point range in the matchup on Tuesday. Combined with the win at Georgia last Saturday, Carolina held the Bulldogs and Wildcats to just 4-of-23 - 17.3% - from beyond the arc.

## HEADLINES

> South Carolina is in its 110th season of varsity basketball in 2017-18.

> South Carolina advanced to its first Final Four in 2016-17, which included posting its first NCAA Tournament win since the 1973 campaign when it tallied a 93-73 win over Marquette in the First Round.

> The Gamecocks finished the 2016-17 campaign with a 26-11 overall record. The 26 wins were a program record.

> Among active Division I head coaches, South Carolina's Frank Martin holds the sixth-highest NCAA Tournament winning percentage (.667) behind only Duke's Mike Krzyzewski, North Carolina's Roy Williams, Kentucky's John Calipari, Michigan State's Tom Izzo and Kansas' Bill Self.

> Over the course of the last three seasons (2015-16-present), the Gamecocks are 25-19 (.568) combined in games played away from home (away/neutral).

> South Carolina compiled 51 wins over the course of the 2015-16 and 2016-17 seasons.

> Entering the 2017-18 campaign, Frank Martin has led his team to at least 20 wins in seven of 10 seasons.

## GAME INFO

**ARENA:** Colonial Life Arena (18,000)

**BROADCAST:** ESPN2

**PLAY-BY-PLAY:** Beth Mowins

**ANALYST:** Jimmy Dykes

**RADIO:** Gamecock Radio Network

**PLAY-BY-PLAY:** Derek Scott

**ANALYST:** Casey Manning

**SIRIUS:** 137 | **XM:** 190

**WATCH:** WatchESPN.com

**LIVE STATS:** GamecocksOnline.com

**TICKETS:** GamecocksOnline.com

**SERIES:** Tennessee leads 42-27

**IN COLUMBIA:** SC leads 16-15

**TREND:** Carolina has won three

straight in the series

**LAST GAME:** 82-55 SC win on
















Feb. 25, 2017, in Columbia





# SOUTH CAROLINA GAMECOCKS

OVERALL: 12-6; SEC: 3-3; HOME: 7-1; AWAY: 3-3; NEUTRAL: 2-2

0		<b>DAVID BEATTY</b> - Fr. - G - 6-2 - 205 - Philadelphia, Pa. <b>MIN</b> <b>PTS</b> <b>RBS</b> <b>AST</b> <b>FG%</b> <b>3FG%</b> <b>FT%</b> 14.6 4.6 1.0 1.0 30.4 23.1 68.4	- Top scoring output of the season with 13 in the loss to Temple (Nov. 30); 6-11 FG - DNP vs. Coastal Carolina (Dec. 9) due to a left elbow sprain - Season high 16 points, hitting 6-of-11 from the field in win over Limestone (Dec. 27) - Played a season high 33 minutes vs. Ole Miss (Dec. 31), scoring nine points, with a season high six rebounds; 2 assists and 2 steals
1		<b>KORY HOLDEN</b> - R-Jr. - G - 6-1 - 197 - Salisbury, Md. <b>MIN</b> <b>PTS</b> <b>RBS</b> <b>AST</b> <b>FG%</b> <b>3FG%</b> <b>FT%</b> 10.9 3.3 1.1 1.6 37.8 18.2 54.5	- Averaged 17.7 points and 4.2 assists during sophomore season - Strong vs. WMU (Nov. 13), tallied six points with 3 rebounds, 1 assist - 11 points with two assists in win vs. UTEP; was 4-of-5 from the field vs. Miners - Scored eight points on 4-of-5 shooting vs. Clemson (Dec. 19) - Out indefinitely due to a left hamstring strain suffered in the Clemson contest
2		<b>HASSANI GRAVETT</b> - R-Jr. - G - 6-2 - 187 - Villa Rica, Ga. <b>MIN</b> <b>PTS</b> <b>RBS</b> <b>AST</b> <b>FG%</b> <b>3FG%</b> <b>FT%</b> 24.5 7.9 3.6 3.7 38.0 28.3 69.0	- Missed Ole Miss (Dec. 31), Missouri (Jan. 3) & Vandy (Jan. 6) contests due to a right ankle sprain - Returned to the court at Alabama (Jan. 9), tallied seven points and an assist - Big performance in win at Georgia (Jan. 13), 11 points, two assists, pair of 3s - Dished a team high five assists in the win vs. No. 18 Kentucky (Jan. 16)
5		<b>FRANK BOOKER</b> - GS - G - 6-3 - 208 - Augusta, Ga. <b>MIN</b> <b>PTS</b> <b>RBS</b> <b>AST</b> <b>FG%</b> <b>3FG%</b> <b>FT%</b> 26.3 11.3 3.3 1.1 43.4 39.8 69.8	- 17 points, matched career high with five 3s vs. Limestone (Dec. 27)/12.6 ppg last 5 games - Career high 6 3s vs. Ole Miss (Dec. 31), also season high 21 points - Strong second half at Georgia (Jan. 13), hitting a pair of 3s in final minutes to secure win; team high 17 points, career high seven rebounds - Strong on both ends vs. UK (Jan. 16), tallied 18 points, with a team high three steals
10		<b>JUSTIN MINAYA</b> - Fr. - F - 6-5 - 210 - Harrington Park, N.J. <b>MIN</b> <b>PTS</b> <b>RBS</b> <b>AST</b> <b>FG%</b> <b>3FG%</b> <b>FT%</b> 25.7 7.9 4.3 1.3 37.1 36.2 63.2	- Season high 17 points on 6-11 shooting, in win vs. UMass (Dec. 2) - 11 points, a block and two steals in win vs. Wyoming (Dec. 6) - 13 points, including a 3-of-3 start from 3, in win vs. Coastal Carolina (Dec. 9) - Scored six points, with five rebounds, an assist, block and steal vs. Vandy (Jan. 6) - Has six double-figure scoring games this season
12		<b>KHADIM GUEYE</b> - So. - F - 7-0 - 248 - Dakar, Senegal <b>MIN</b> <b>PTS</b> <b>RBS</b> <b>BLK</b> <b>FG%</b> <b>3FG%</b> <b>FT%</b> 4.8 0.0 0.7 0.0 0.0 0.0 0.0	- Saw action in 28 games last season, scoring 0.4 points per outing - Scored three points in exhibition action vs. Erskine (Oct. 30), and added two points with two rebounds vs. Virginia Tech (Nov. 5) - Saw 10 minutes of action at Wofford (Nov. 10), pulled down 4 rebounds - Collected a rebound and a steal vs. Limestone (Dec. 27)
13		<b>FELIPE HAASE</b> - Fr. - F - 6-9 - 249 - Osorno, Chile <b>MIN</b> <b>PTS</b> <b>RBS</b> <b>AST</b> <b>FG%</b> <b>3FG%</b> <b>FT%</b> 20.3 6.0 4.8 0.9 39.6 28.3 68.4	- Season high 17 points, 9 rebounds and three assists in win vs. Wyoming (Dec. 6) - Pulled down a team high eight rebounds vs. Limestone (Dec. 27) - 9 points and 6 rebounds in SEC debut at Ole Miss (Dec. 31) - Played just 12 minutes due to foul trouble, but dished a season high four assists in the win over No. 18 Kentucky (Jan. 16)
14		<b>IBRAHIM FAMOUKE DOUMBIA</b> - Fr. - F - 6-6 - 205 - Bamako, Mali <b>MIN</b> <b>PTS</b> <b>RBS</b> <b>AST</b> <b>FG%</b> <b>3FG%</b> <b>FT%</b> 3.3 0.5 0.9 0.0 20.0 0.0 50.0	- Averaged 27 points and 19 rebounds per game as a senior at Miami Country Day - Named 2017 5A-2A First-Team All-Dade County - Represented Mali's National Team at U18 Championships in 2016 - Scored first career points vs. Illinois State (Nov. 16) on a lay-in - Pulled down five rebounds in eight minutes vs. Limestone (Dec. 27)
15		<b>WESLEY MYERS</b> - GS - G - 6-1 - 193 - Brooklyn, N.Y. <b>MIN</b> <b>PTS</b> <b>RBS</b> <b>AST</b> <b>FG%</b> <b>3FG%</b> <b>FT%</b> 21.1 6.9 2.6 1.6 39.8 32.3 62.3	- 10 points, two assists in second start of the season vs. Missouri (Jan. 3) - Tallied 17 points - all in the second half - behind 4-of-5 from the floor and an 8-of-12 mark at the free throw line in win vs. Vanderbilt (Jan. 6) - Scored a team high 15 points, dishing two assists at Alabama (Jan. 9) - Tallied 9 points, with 5 rebounds, an assist and a steal in win vs. Kentucky (Jan. 16)
20		<b>TOMMY CORCHIANI</b> - So. - G - 6-3 - 180 - Raleigh, N.C. <b>MIN</b> <b>PTS</b> <b>RBS</b> <b>AST</b> <b>FG%</b> <b>3FG%</b> <b>FT%</b> 1.5 0.0 1.0 0.0 0.0 0.0 0.0	- Saw action in five games last season - Played a season high four minutes in home win vs. Auburn last season - Son of Chris Corchiani, who played basketball at NC State - Saw action in home win over Limestone (Dec. 27) - Unavailable for the last five games due to a left knee injury
21		<b>MAIK KOTSAR</b> - So. - F - 6-10 - 280 - Tallinn, Estonia <b>MIN</b> <b>PTS</b> <b>RBS</b> <b>AST</b> <b>FG%</b> <b>3FG%</b> <b>FT%</b> 27.2 8.6 4.3 1.3 46.1 18.8 47.7	- 13 points, two blocks in 26 minutes vs. Limestone (Dec. 27)/7.8 ppg, 5.2 rpg last 5 games - 9 points, 4 rebounds, 2 assists and career high 3 blocks vs. Missouri (Jan. 3) - Tallied 10 points and pulled down five rebounds at Alabama (Jan. 9) - Big in the win vs. No. 18 Kentucky, 12 points, including career high 6-of-9 from the free throw line (5-7 second half). Also six rebounds and three steals.
23		<b>EVAN HINSON</b> - So. - G - 6-4 - 240 - Deltona, Fla. <b>MIN</b> <b>PTS</b> <b>RBS</b> <b>AST</b> <b>FG%</b> <b>3FG%</b> <b>FT%</b> 10.0 3.4 1.4 0.3 42.1 42.9 72.7	- Also a member of the Gamecock football team - First career start vs. Vanderbilt (Jan. 6), tallied a career high six points with two rebounds - Scored five points, with an assist and block in career high 16 min. at Alabama (Jan. 9) - Hit two early 3s in win at Georgia (Jan. 13), making third-straight start; finished with a career high eight points, in career high 19 minutes
25		<b>CHRISTIAN SCHMITT</b> - So. - G - 5-11 - 180 - Mars, Pa. <b>MIN</b> <b>PTS</b> <b>RBS</b> <b>AST</b> <b>FG%</b> <b>3FG%</b> <b>FT%</b> 2.0 0.0 0.0 0.0 0.0 0.0 0.0	- Saw action in five games last season - Played a season high three minutes in win over SC State - Saw action in win vs. WMU (Nov. 13) - Saw court time vs. UTEP (Nov. 17), and Limestone (Dec. 27)
30		<b>CHRIS SILVA</b> - Jr. - F - 6-9 - 223 - Libreville, Gabon <b>MIN</b> <b>PTS</b> <b>RBS</b> <b>BLK</b> <b>FG%</b> <b>3FG%</b> <b>FT%</b> 24.7 14.9 7.9 1.3 49.3 40.0 75.8	- Career high 27 points, hitting nine baskets and nine at the free throw line, while also pulling down eight rebounds vs. Vanderbilt (Jan. 6)/16.4 ppg, 8.4 rpg over last five games - Foul trouble at Alabama (Jan. 9) and was held to just 18 minutes; 9 points, 2 steals - 14 points, 9 rebounds, team high four assists and two blocks, in win at UGA (Jan. 13) - Matched career high with 27 points in win vs. No. 18 Kentucky; 8 rebs., 9-13 FT's
33		<b>JASON CUDD</b> - Fr. - F - 7-1 - 255 - Myrtle Beach, S.C. <b>MIN</b> <b>PTS</b> <b>RBS</b> <b>BLK</b> <b>FG%</b> <b>3FG%</b> <b>FT%</b> 6.7 1.2 0.9 0.1 36.4 0.0 75.0	- Saw first college action in win vs. WMU (Nov. 13) - Played season high nine minutes in win vs. UMass (Dec. 2), collecting an assist - Scored four points and pulled down two rebounds vs. Limestone (Dec. 27) - Played a season high nine minutes of action vs. Missouri (Jan. 3) - Provided spark off the bench vs. Vandy, collecting a block, an assist, a dunk and 3 rebounds



## BY THE NUMBERS

18

> Graduate student guard Frank Booker tallied 18 points in the upset win over No. 18 Kentucky on Tuesday. Over the past two games (at UGA, vs. UK), Booker is averaging 17.5 points, 5.5 rebounds, 2.0 steals and 47.6 percent from the floor.

10+

> The Gamecock defense has forced 10 or more turnovers in 17 games this season, most recently forcing Kentucky into 16 turnovers, which matched an SEC season high in the category for the Wildcats.

70+

> South Carolina is a perfect 11-0 this season when hitting the 70-point mark following the Jan. 16 upset win over No. 18 Kentucky.

8.72

> Chris Silva ranks eighth nationally with 157 free throw attempts on the year (8.72 per game), and seventh with 119 makes (6.61 per game) at the line. He was 9-of-13 from the stripe vs. UK, including a 5-of-7 mark in the second half.

5

> As he continues to get back to full speed after missing the first three games of SEC play due to a sprained right ankle, junior guard Hassani Gravett dished a team high five assists in the big win over Kentucky. It marked his fifth game this season with 5+ assists.

## A CAROLINA WIN WOULD...

- > Be the fourth straight over Tennessee
- > Be the third straight at home over the Vols
- > Improve Frank Martin's record to an even 5-5 vs. UT
- > Be the eighth home win of the season for Carolina and the 23rd in the last 27 games at Colonial Life Arena

## KEY STAT

> South Carolina is 9-2 this season in games in which graduate student guard Frank Booker hits double-figures. In those games, Carolina holds a +11.1 scoring margin, and Booker is averaging 50.9 percent from the field and 44.6 percent from 3-point range (37-83).

## KEY STAT

> Junior forward Chris Silva is averaging 27.7 minutes per game in league play thus far in 2018. He has played 35 minutes in back-to-back games, and his production is through the roof. He is averaging 20.5 points, 8.5 rebounds and 73.9% from the free throw line combined vs. Georgia and Kentucky.



Last season South Carolina advanced to the school's first Final Four. Carolina posted a 93-73 win over Marquette in the NCAA Tournament First Round, its first Tournament victory since 1973. The Gamecocks went on to defeat three of the East Region's top four seeds in No. 2 Duke, No. 3 Baylor and No. 4 Florida, en route to a school record 26 wins and a berth in the Final Four in Phoenix.

> South Carolina played six of its first seven games away from home to begin the 2017-18 campaign, posting a 5-2 record during the stretch.

> Martin is joined on the bench by assistant coaches Perry Clark (fifth season), Chuck Martin (first season) and Bruce Shingler (second season), and director of basketball operations Andy Assaley in his sixth season.

> Clark brings 19 years of head coaching experience to the bench, as he served the combined years as head coach at Tulane, Miami (Fla.) and Texas A&M Corpus Christi, while Chuck Martin served as head coach at Marist for five campaigns.

> Martin is 91-87 (.511) all-time in league play. In his 10 seasons leading a squad through a full slate of league games, his team has posted double-digit conference wins six times.

> South Carolina has improved its conference record in each of Frank Martin's five seasons leading the squad through the SEC slate. In his first SEC campaign (2013), Martin led his squad to four wins, followed by five win sin 2014, six in 2015, 11 in 2016 and 12 last season.

> South Carolina is in its 26th basketball season as a member of the Southeastern Conference. The Gamecocks are 170-262 (.392) all-time in SEC games.

> South Carolina has 16 games missed to injury this season: Hassani Gravett (3/right ankle sprain); Kory Holden (7/hamstring injury); David Beatty (1/elbow injury); Tommy Corchiani (5 games/left knee injury).

## FRANK MARTIN

> South Carolina head coach Frank Martin is in his sixth season leading the Gamecocks and 11th season overall as a head coach in 2017-18. Martin, the 2017 Jim Phelan National Coach of the Year (CollegeInsider.com), led South Carolina to its first Final Four and a school record 26 wins a season ago. In his 10 seasons as a head coach, Martin has led his teams to at least 21 wins seven times, including a combined 51 wins for the Gamecocks over the course of the 2005-16 and 2016-17 seasons. Martin is a native of Miami, Fla., and a graduate of FIU.

> Prior to his time on the sidelines in the college ranks, Martin spent 15 years in high school coaching in Miami, Fla., including the last seven as a head coach. He was part of five state championships as an assistant at Miami Senior High School (1985-93), before earning two titles as the program's head coach (1995-98). Highlighting Martin's stint as the head coach of the program were consecutive 30-win seasons and consecutive Florida 6A State Championships in 1996 and 1997, with his 1997 squad earning a 36-1 overall record and ranking No. 4 in the USA Today Top 25 Poll. He also served as the head coach at North Miami Senior High School (1993-95) and one season at Booker T. Washington High School (1999-2000).

## SCOUTING THE GAMECOCKS

> South Carolina enters Saturday's matchup against Tennessee with a 12-6 overall record, and a 3-3 mark in SEC games after two-straight league victories - at Georgia and vs. No. 18/16 Kentucky.

> The Gamecocks are 7-1 at home this season following the upset win over the Wildcats on Tuesday.

> The Gamecocks are in the midst of a stretch of four out of five games at home, which began Tuesday vs. UK.

> Junior forward Chris Silva continues to pace Carolina with 14.9 points and 7.9 rebounds per game this season. In league play, those numbers are 19.3 and 7.8, respectively.

> In home games this season, the Gamecocks hold a +9.9 scoring margin over their opponents.

> Graduate student guard Frank Booker also averages double-figure points this season (overall games) at 11.3 per contest. Over the course of the last two games, Booker is averaging 17.5 points per game.

> Paced by Silva's team and league leading 157 free throw attempts this season, Carolina ranks 17th in the country with 459 (25.5 attempts per game) team attempts at the line this season.

> The Gamecocks rank third in the SEC and 33rd nationally in scoring defense, as opponents are averaging just 65.3 points per game on the Carolina defense.

## STAT COMPARISON

	SC	VOLS	NCAA Rank
Record	12-6	12-5	89/64
Conference Record	3-3	3-3	-
Current Streak	W2	L1	-
Scoring Avg.	71.2	78.1	257/90
Opponent Scoring Avg.	65.3	69.6	33/113
Scoring Margin	+5.9	+8.5	118/75
Field Goal %	.408	.443	326/196
Opponent Field Goal %	.413	.413	69/84
3-Point Field Goal %	.320	.381	304/57
Opponent 3-Point Field Goal %	.338	.342	136/156
3-Point Field Goal Made PG	6.7	8.0	265/151
3-Point Field Goal Attempts PG	21.0	21.0	225/265%
Free Throw %	.675	.760	279/30
Opponent Free Throw %	.677	.734	-
Rebounding Avg.	38.7	36.9	60/129
Opponent Rebounding Avg.	32.9	34.7	-
Rebounding Margin	+5.7	+2.6	43/127
Turnovers Avg.	13.6	12.9	193/139
Opponent Turnover Avg.	15.7	15.5	50/56
Assists Avg.	12.7	16.9	259/31
Blocks Avg.	3.4	5.2	176/31
Steals Avg.	5.5	6.9	273/120

% indicates total attempts

NCAA stats games through Jan. 17

## SCOUTING THE VOLUNTEERS

> Tennessee enters weekend action ranked 21st in both the AP and Coaches Polls. The Vols are 12-5 on the season and 3-3 in SEC action after most recently suffering a loss on the road at Missouri on Wednesday.

> Tennessee is led by head coach Rick Barnes in his third season.

> Three average double-figure points for the Vols, led by sophomore forward Grant Williams' 16.6 per game. Admiral Schofield (13.2) and Jordan Bowden (10.4) also are averaging double figures.

> In league games, Williams is scoring 18.8 per game, and Schofield's 7.3 rebounds are a team high.

> UT's SEC wins this season are against Kentucky, Vanderbilt and Texas A&M.

> Tennessee is 3-2 in road games this season, averaging 79.2 points per game in those contests.

> UT ranks among national leaders and is third in the SEC in free throw percentage (76.0%), which is 30th nationally. Tennessee's 12.59 offensive rebounds per game are second in the SEC and 36th nationally as well.



## ASSOCIATED PRESS TOP 25

Jan. 15, 2018

Rk.	Team	Record	Pts.
1	Villanova (63)	16-1	1,623
2	Virginia (1)	16-1	1,527
3	Purdue (1)	17-2	1,411
4	Oklahoma	14-2	1,371
5	Duke	15-2	1,319
6	West Virginia	15-2	1,304
7	Wichita State	15-2	1,283
8	Texas Tech	15-2	1,276
9	Michigan State	16-3	1,062
10	Kansas	14-3	1,032
11	Xavier	16-3	928
12	Cincinnati	15-2	858
13	Gonzaga	16-3	829
14	Arizona	14-4	723
15	North Carolina	14-4	666
16	Arizona State	14-3	639
17	Auburn	16-1	523
18	Kentucky	14-3	487
19	Seton Hall	15-3	455
20	Clemson	15-2	444
21	Tennessee	12-4	358
22	Ohio State	15-4	276
23	Michigan	15-4	233
24	TCU	13-4	196
25	Miami	13-3	143

Others receiving votes: Creighton 56, Rhode Island 39, Florida State 25, Nevada 23, Saint Mary's 19, New Mexico State 4, Louisville 2, Florida 1

Dropped from rankings: Florida State 23, Creighton 25

## ESPN/USA TODAY TOP 25

Jan. 15, 2018

Rk.	Team	Record	Pts.
1	Villanova (31)	16-1	798
2	Virginia	16-1	757
3	Purdue (1)	17-2	678
4	Wichita State	15-2	664
5	Duke	15-2	638
6	Oklahoma	14-2	632
7	West Virginia	15-2	624
8	Texas Tech	15-2	607
9	Michigan State	16-3	513
10	Kansas	14-3	501
11	Cincinnati	15-2	446
12	Xavier	16-3	442
13	Gonzaga	16-3	414
14	North Carolina	14-4	298
14	Arizona State	14-3	298
16	Kentucky	14-3	272
17	Arizona	14-4	271
18	Clemson	15-2	242
19	Seton Hall	15-3	239
20	Auburn	16-1	213
21	Tennessee	12-4	187
22	Ohio State	15-4	109
23	Miami	13-3	108
24	Michigan	15-4	107
25	TCU	13-4	103

Others receiving votes: Creighton 77, Saint Mary's 43, Florida State 34, Nevada 23, Notre Dame 18, Rhode Island 16, Boise State 7, UCLA 5, Florida 5, Baylor 4, New Mexico State 2, Oklahoma State 2, Middle Tennessee 2, Louisiana 1

Dropped from rankings: Creighton 22, Notre Dame 25

## BY THE NUMBERS

**1.2** - Graduate student guard Frank Booker's 1.2 steals per game leads the Gamecocks this season. He collected three in the upset win over No. 18 Kentucky on Jan. 16.

**3.7** - Junior guard Hassani Gravett paces Carolina with 3.7 assists per game this season. He has nine games this season with at least three assists, and five with five or more, including a career high nine vs. Illinois State on Nov. 16.

**6-3** - South Carolina was 6-3 last season in games against opponents ranked in the top 25.

**8+** - South Carolina has posted at least eight made 3-pointers in 10 games this season.

**+7.3** - Carolina holds a +7.3 rebound margin over its opponent in home games this season.

**8** - Junior forward Chris Silva is just seven blocks away from cracking the Gamecock career top-10 in the category.

**10+** - Chris Silva has five games with at least 10 rebounds this season. Last season, the Libreville, Gabon, native had six double-digit rebound performances, including a career high 13 rebounds in the Final Four matchup vs. Gonzaga.

**23** - The Gamecocks forced 23 UTEP turnovers on Dec. 17, marking the most turnovers in a game by a Carolina opponent since Alabama had 24 turnovers in the 4OT contest last season at Colonial Life Arena (Feb. 7, 2017).

**35** - Junior forward Chris Silva played a career high 35 minutes in the Dec. 9 win vs. Coastal Carolina, and matched that with 35 minutes in the win at Georgia on Jan. 13 and again in the upset win over No. 18 Kentucky.

**41** - Grad transfer guard Frank Booker has 41 3s on the year, which is a team high. He has hit at least three 3s in nine of Carolina's 18 games this season and is averaging 39.8 percent from beyond the arc.

**42** - South Carolina tallied a season high 42 points in the paint in the win at FIU on Nov. 27, paced by Chris Silva's then-career high 26 points. The Gamecocks currently average 27.6 points in the paint per game.

**70+** - South Carolina is 11-0 this season when scoring 70 or more points. Since the beginning of the 2016-17 campaign, the Gamecocks are 28-4 when scoring 70 or more.

**72** - Junior Kory Holden is just 72 points away from reaching 1,000 for his career. He tallied 892 points in just two seasons at Delaware.

## THE SERIES

> Tennessee leads the all-time series with South Carolina, 42-27.

> The series dates back to a 39-24 Carolina home win on Jan. 15, 1927.

> South Carolina leads the series in Columbia, 16-15.

> The Gamecocks have won three straight in the series, but Tennessee has won six of the last 10.

> Below is a breakdown of the all-time series, and a look at the last 10 meetings:

## TENNESSEE (27-42)

**H: 16-15; A: 9-25; N: 2-2**

F. 25, 2012	H	64-73	L
F. 10, 2013	H	61-66	L
F. 8, 2014	A	53-72	L
M. 14, 2014	N	44-59	L
J. 20, 2014	H	62-66	L
M. 7, 2015	A	60-49	W
J. 23, 2016	A	69-78	L
F. 24, 2016	H	84-58	W
J. 11, 2017	A	70-60	W
F. 25, 2017	H	82-55	W

## CAROLINA BENCH PRODUCTION

SC HIGH			
GAME	SC-OPP	DIFF.	BENCH SCORER
at Wofford	28-5	+23	Haase/Myers, 10
West. Michigan	24-12	+12	Beatty/Haase, 7
vs. Illinois State	19-33	-14	Beatty, 7
vs. UTEP	24-12	+12	Holden, 11
vs. West. Mich.	30-22	+8	Myers, 14
at FIU	4-11	-7	Haase, 4
vs. Temple	21-25	-4	Beatty, 13
UMass	14-20	-6	Haase, 11
Wyoming	19-15	+4	Haase, 17
Coastal Carolina	18-33	-15	Haase, 7
at Clemson	25-4	+21	Myers, 10
Limestone	30-18	+12	Haase/Myers, 5
at Ole Miss	18-28	-10	Beatty/Haase, 9
Missouri	18-19	-1	Beatty/Haase, 6
Vanderbilt	13-26	-13	Hinson, 6
at Alabama	16-35	-19	Gravett, 7
at Georgia	32-20	+12	Booker, 17
#18/16 Kentucky	21-14	+7	Booker, 18
Tennessee			
at Florida			
Texas Tech			
Miss. State			
at Texas A&M			
at Arkansas			
Florida			
at Tennessee			
Auburn			
Georgia			
at Miss. State			
LSU			
at Auburn			

## SPECIALTY STATS

(PP) points in paint; (OT) points off turnovers; (2nd) second chance points; (FB) fast break points

(South Carolina-Opponent)

GAME	PP	OT	2ND	FB
at Wofford	20-14	13-14	9-8	0-0
West. Michigan	32-30	16-13	13-8	11-10
vs. Illinois State	16-22	20-13	12-3	5-6
vs. UTEP	28-20	26-15	14-4	13-2
vs. West. Mich.	36-20	28-6	14-5	11-5
at FIU	42-30	25-18	12-4	13-11
vs. Temple	26-38	20-18	9-10	2-9
UMass	36-24	21-15	9-6	12-12
Wyoming	28-20	24-12	15-7	8-9
Coastal Carolina	24-28	11-16	10-14	2-7
at Clemson	28-16	15-16	11-10	2-4
Limestone	34-8	16-12	14-3	8-2
at Ole Miss	22-20	7-16	11-2	7-4
Missouri	28-16	6-17	12-10	4-11
Vanderbilt	32-20	16-15	8-5	0-5
at Alabama	20-44	17-14	3-12	4-8
at Georgia	12-16	9-6	14-10	0-2
Kentucky	32-34	15-16	12-11	13-4
Tennessee				
at Florida				
Texas Tech				
Miss. State				
at Texas A&M				
at Arkansas				
Florida				
at Tennessee				
Auburn				
Georgia				
at Miss. State				
LSU				
at Auburn				
<b>SC Total</b>	<b>496</b>	<b>305</b>	<b>202</b>	<b>115</b>
<b>SC Average</b>	<b>27.6</b>	<b>16.9</b>	<b>11.2</b>	<b>6.4</b>
<b>Opp Total</b>	<b>420</b>	<b>252</b>	<b>132</b>	<b>1011</b>
<b>Opp Average</b>	<b>23.3</b>	<b>14.0</b>	<b>7.3</b>	<b>6.2</b>



## UNIVERSITY INFORMATION

Location..... Columbia, S.C.  
 Founded..... 1801  
 Enrollment..... 34,099  
 Nickname..... Gamecocks  
 Colors ..... Garnet (PMS 202) and Black  
 National Affiliation ..... NCAA Division I  
 Conference..... Southeastern (SEC)  
 Athletics Web Address ..... www.GamecocksOnline.com  
 University Web Address..... www.sc.edu  
 President ..... Dr. Harris Pastides  
 NCAA Representative ..... Dr. Valinda Littlefield  
 Athletics Director ..... Ray Tanner  
 Basketball Administrator/Exec. Assoc. AD ..... Jeff Crane

## BASKETBALL STAFF/INFORMATION

Head Coach ..... Frank Martin  
 Alma Mater ..... Florida International, '93  
 Record At South Carolina/Seasons ..... 108-80 (.574), 6th seasons  
 Overall Record/Seasons ..... 225-134 (.626), 11th seasons  
 Assistant Coach ..... Perry Clark (Gettysburg, '74)  
 Assistant Coach ..... Chuck Martin (Monmouth, '93)  
 Assistant Coach ..... Bruce Shingler (St. Augustine's College, '05)  
 Director of Basketball Operations ..... Andy Assaley (Cincinnati, '96)  
 Strength & Conditioning Coach..... Scott Greenawalt (Muskingum College, '98)  
 Athletic Trainer ..... Mark Rodger (Buffalo, '01)  
 Video Coordinator ..... Jay Gibbons (Clayton State, '03)  
 Student-Athlete Development ..... Doug Edwards (Florida State, '07)  
 Special Assistant to the Head Coach..... Jarett Gerald (South Carolina, '11)  
 Director of Social Media..... Dushawn Davis (Coastal Carolina, '11)  
 Administrative Assistant ..... John Reynolds (The Citadel, '11)  
 Graduate Assistant Manager..... Brian Steele (South Carolina '16)  
 Student Assistant Coach ..... TeMarcus Blanton  
 Student Assistant Coach ..... Justin McKie (South Carolina '17)  
 Dir. Athl. Comm./PR - MBB ..... Emily Miles (Ball State, '03)  
 Home Arena..... Colonial Life Arena  
 Capacity..... 18,000  
 Arena General Manager..... Sid Kenyon  
 Press Row Phone Number ..... 803-777-6182

## BASKETBALL HISTORY

First Year of Basketball..... 1908  
 All-Time Record..... 1,404-1,229-1 (.532)  
 Overall Postseason Record..... 30-20 (.600)  
 NCAA Tournament Appearances..... 9 (1971, 1972, 1973, 1974, 1989, 1997, 1998, 2004, 2017)  
 NCAA Tournament Record..... 8-10  
 Last NCAA Tournament Appearance..... 2017, Final Four, 77-73 L to Gonzaga  
 NIT Appearances ..... 12 (1969, 1975, 1978, 1983, 1991, 1996, 2001, 2002, 2005, 2006, 2009, 2016)  
 NIT Record ..... 22-10  
 Last NIT Appearance ..... 2016, L vs. Georgia Tech, 83-66  
 Conference Championships/Titles..... SoCon Regular Season (1927, 1933, 1934, 1945); SoCon Tournament Champion (1933); ACC Regular Season (1970); ...ACC Champion (1971); SEC Regular Season (1997); SEC East Division Co-Champions (2009)

## TEAM INFORMATION

2016-17 Record ..... 26-11  
 Southeastern Conference Record/Finish ..... 12-6/t-3rd  
 SEC Tournament Record ..... 0-1  
 Postseason ..... NCAA Final Four  
 Letterwinners Returning/Lost..... 7/8  
 Starters Returning/Lost ..... 2/3  
 ..... \*based on final game starters from 2016-17 season  
 Newcomers ..... 7  
 Roster Breakdown ..... 2 graduate, 0 seniors, 3 juniors,  
 ..... 5 sophomores, 5 freshmen



## SOUTHEASTERN CONFERENCE STANDINGS

As of Jan. 17

Team	Conference	Overall
Florida	5-1	13-5
Auburn	4-1	16-2
Alabama	4-2	12-6
Kentucky	4-2	14-4
Missouri	3-2	13-5
Georgia	3-3	12-5
Ole Miss	3-3	10-8
South Carolina	3-3	12-6
Tennessee	3-3	12-5
LSU	2-3	11-6
Mississippi State	2-3	14-4
Arkansas	2-4	12-6
Texas A&M	1-5	12-6
Vanderbilt	1-5	6-12

## COACHES TELECONFERENCE

The SEC men's basketball coaches teleconference begins January 8 and runs through March 12. Media representatives wishing to participate in the teleconference should contact the SEC Communications Department for further details. Each coach will appear on the teleconference for seven minutes. All SEC basketball teleconferences can be listened to on the internet at www.secsports.com shortly after the conclusion of the teleconference.

## ORDER OF APPEARANCE

(All Times Eastern)

11:00 a.m. .... Bryce Drew, Vanderbilt  
 11:07 a.m. .... Mike White, Florida  
**11:14 a.m. .... Frank Martin, South Carolina**  
 11:21 a.m. .... Mark Fox, Georgia  
 11:28 a.m. .... Will Wade, LSU  
 11:35 a.m. .... John Calipari, Kentucky  
 11:42 a.m. .... Rick Barnes, Tennessee  
 11:49 a.m. .... Mike Anderson, Arkansas  
 11:56 a.m. .... Avery Johnson, Alabama  
 12:03 a.m. .... Bruce Pearl, Auburn  
 12:10 a.m. .... Andy Kennedy, Ole Miss  
 12:17 a.m. .... Ben Howland, Miss. State  
 12:24 a.m. .... Cuonzo Martin, Missouri  
 12:31 a.m. .... Billy Kennedy, Texas A&M

In addition, the SEC men's basketball teams who make it to postseason will be on a teleconference on Monday, March 12 beginning at 10:00 a.m. CT.

## INTERVIEW POLICIES

All interview requests must be made in advance to SID Emily Miles in the South Carolina Athletics Communications and Public Relations Department. Beginning with the start of practice in October, Miles will release a weekly coach and student-athlete availability schedule to media.

Post-Game Interview Policy: After each home game, the visiting coach will address the media first, followed by South Carolina student-athletes then South Carolina head coach Frank Martin. (Depending on deadline, this may be altered on a game-by-game basis).

Road Interview Policy: Interviews with Coach Martin and Gamecock student-athletes while on the road will be scheduled according to the home post-game media procedure.

All interviews are to be coordinated through the Communications and Public Relations Department. This allows the staff to arrange the interview when it best suits the student-athlete's and the reporter's schedules. Please contact the Communications and Public Relations Department in advance to make your interview requests. Media are not permitted to contact student-athletes on their own at any time.

All interviews will take place at the designated media interview site for that day as listed in the weekly availability schedule or in the Communications and Public Relations Department.

Dormitory, apartment and cell phone numbers for student-athletes will not be provided to the media. Should you need to conduct a telephone interview with a student-athlete, a call will be placed to you from the student-athlete at a mutually agreeable time.

## SOUTH CAROLINA COMMUNICATIONS & PR

### EMILY MILES, PRIMARY CONTACT DIRECTOR

cell: 803-727-3284

e-mail: efeeny@mailbox.sc.edu

Twitter: @EmilyMiles\_SID

Website: www.GamecocksOnline.com

Facebook: www.Facebook.com/GamecockMBB

Twitter: @GamecockMBB

Instagram: @GamecockMBB



## UP NEXT

> South Carolina travels to face SEC leader Florida next Wednesday in Gainesville. The 7 p.m. matchup will be broadcast on the SEC Network with Mike Morgan (play-by-play) and Pat Bradley (analyst) on the call. Following the matchup against the Gators, Carolina returns home to host No. 8/8 Texas Tech in the Big 12/SEC Challenge on Jan. 27. Tip is set for Noon vs. the Red Raiders.

## CAROLINA TRENDS UNDER MARTIN

*Gamecock trends under Frank Martin ...*

> South Carolina is 70-40 when posting at least six made 3s in a game.

- South Carolina posted 11 3s in the season-opening win at Wofford on Nov. 10.

> South Carolina is 84-32 when scoring more points in the paint than its opponent.

- The Gamecocks out-scored Limestone 34-8 in points in the paint in the Dec. 27 win.

> South Carolina is 89-37 when holding its opponents to under 45 percent from the field.

- South Carolina held Georgia to just 35.3% (18-51) in the win in Athens on Jan. 13.

> South Carolina is 87-31 when out-rebounding its opponent.

- South Carolina out-rebounded Vanderbilt 41-34 on Jan. 6.

## ALABAMA GAME NOTES

> Junior guard Hassani Gravett made his 2018 SEC debut after missing the first three games of league play with an ankle injury. He played 15 minutes off the bench and scored seven points.

> Graduate transfer guard Wesley Myers scored in double figures for the third straight game, finishing with 15 points in a game-high 30 minutes of work.

> Sophomore wing Evan Hinson, who is also a tight end on the South Carolina football team, made his second consecutive start and played a career-high 16 minutes. He scored five points, had two rebounds and a block.

> Sophomore forward Maik Kotsar finished with 10 points, his first double-figure outing since scoring 13 vs. Limestone (Dec. 27).

> The Gamecock defense held Alabama leading-scorer Collin Sexton to just five points on 2-of-8 shooting. The freshman guard came into the game averaging 20.6 points per game, which leads the SEC.

## GEORGIA GAME NOTES

> Today's victory marks Carolina's first road win in league play and its second-straight win at Stegeman Coliseum.

> Graduate transfer guard Frank Booker scored ten of his team-high 17 points in the second half. He also pulled down a career-high seven rebounds. Booker made a huge 3 down the stretch to push the lead to nine, 59-50, with 1:22 remaining.

> Redshirt junior point guard Hassani Gravett scored 11 points in his return to his home state of Georgia on Saturday.

> Junior big man Chris Silva matched a career-high with 35 minutes. He was effective on both ends of the floor finishing with 14 points, nine rebounds, a career-high four assists and two big blocks.

> Silva went 8-for-10 at the free throw line marking his eighth game of the season with eight or more makes at the charity stripe. He, Booker (5-for-7) and Gravett (5-for-6) went a combined 18-for-23 (78 percent) at the foul line.

> Sophomore wing Evan Hinson, who started his third-straight game Saturday afternoon, scored a career-high eight points in 19 minutes.

## KENTUCKY GAME NOTES

> South Carolina improves to 11-0 during the 2017-18 season when scoring 70-plus points.

> The Gamecock defense held Kentucky to zero field goals the final 6:13 of the game.

> Carolina held Kentucky to a season-low nine percent (1-for-11) shooting from the 3-point line. In the past two games, the Gamecocks have held their opponents to 17 percent (4-for-23) from behind the arc.

> Junior big man Chris Silva matched a career-high with 27 points. He also tied a career-high with 35 minutes (third time this season).

> Graduate transfer Frank Booker had another great game off the bench, scoring 18 points (nine in each half). His six free throws were a season-high.

> Sophomore forward Maik Kotsar was fantastic on both ends of the floor, finishing with 12 points (season-high in SEC play), six rebounds and three steals. The Tallin, Estonia, native, had a career-high six makes on nine attempts at the free throw line.

## SILVA NAMED TO SEC COACHES PRESEASON ALL-SEC SECOND TEAM

> Junior forward Chris Silva was named to the SEC Coaches Preseason All-SEC Second Team, the conference office announced on Nov. 10 ahead of the official start of the 2017-18 campaign. Silva is Carolina's top returning scorer (10.2), rebounder (6.1) and shot blocker (1.4) and a veteran leader of this year's squad. Silva posted 21 double-figure scoring games last season with five double-doubles, including in South Carolina's Final Four matchup versus Gonzaga when he scored 13 points and pulled down a career-high 13 rebounds. In league play in 2017, Silva averaged 10.6 points and 5.0 rebounds per outing, while hitting 54.7 percent from the field.

## FUN FACT

> Did you know? Gamecock players combine to speak nine different languages, below is a breakdown:

**Famouke Doumbia:** English, French, Bambara, Malinké

**Silva:** English, French, Portuguese

**Kotsar:** English, Estonian

**Gueye:** English, Wolof, French

**Booker:** English, Icelandic

**Haase:** English, Spanish

## INFINITI COACHES CHARITY CHALLENGE

> University of South Carolina head men's basketball coach Frank Martin has teamed up with the South Carolina Center for Fathers and Families in the Infiniti Coaches Charity Challenge, which is underway. Forty-eight coaches are participating in this year's Challenge, and the coach with the most votes after four rounds wins \$100,000 for his charity. Fans can vote for Coach Martin up to three times per day, by visiting the contest website, InfinitiTimeout.com, and on Twitter and Instagram social media platforms. On social media, vote by using the #Timeout2Vote AND #CoachFrankMartin hashtags together, or by using #Timeout2Vote and @FrankMartin\_SC together. Ask your followers to retweet with the hashtags as well, every social post with the hashtags equal a vote. The first round of voting ends on Jan. 21 and each coach that advances to the second round will receive \$7,500 for his charity. The winner of the Coaches Charity Challenge will be announced on March 11.

## BOWEN SIGNS WITH GAMECOCKS

South Carolina head coach Frank Martin announced on Jan. 10 that Brian Bowen (F -- 6-7 -- 195 -- La Porte, Ind./ La Lumiere School/Louisville) has enrolled at the University and has joined the Gamecock men's basketball team. Based on NCAA transfer rules, Bowen will have to sit for two semesters before being eligible to play.

Below is a brief bio on Bowen, and a quote from Martin:

- Consensus five-star recruit
- 2017 McDonald's High School All-American
- Ranked 14th in the ESPN 100 for the Class of 2017, 19th by 247sports.com and 21st nationally according to Rivals
- Averaged 21 points and seven rebounds per game during senior season
- Named the 2017 Gatorade State Player of the Year in Indiana
- Helped La Lumiere capture the Dick's Sporting Goods National Tournament title as a senior, scoring 15 points in the title-game victory
- Named 2017 Jordan Brand Classic MVP (East), after scoring 26 points, hitting 10-of-13 shots overall, including a 6-of-7 mark from beyond the arc, in just 20 minutes of action
- Transferred to La Lumiere following sophomore season from Arthur Hill High School in Saginaw, Mich.
- At Arthur Hill, averaged 19 points, 14 rebounds and four assists per game leading his squad to the Class A state championship game

**Martin on Bowen:** "Brian is an exceptional young man and a basketball player with a very high IQ for the game. He brings a high-level skill set to the court and will make an immediate impact on our team with him joining us on the practice courts this week. He is a strong, athletic small forward, who can really shoot the ball and rebound."

Brian deserves a fresh start and I would like to thank our University administration, President Pastides, our Board of Trustees and Ray Tanner for their hard work and guidance in helping Brian become a member of our Gamecock family."

"What better coach is there to help Brian grow as a student-athlete and more importantly as a young man than Frank Martin and his staff," South Carolina Athletics Director Ray Tanner said. "Over the coming months, we will work diligently with the NCAA through our compliance office to ensure that Brian is eligible for competition."

Bowen, who signed with Louisville in summer 2017, spent the fall semester enrolled at the school but did not play.



# LAST SEASON VS. TENNESSEE

## GAME 16 - NO. RV/RV CAROLINA 70, TENNESSEE 60 JAN. 11, 2017/KNOXVILLE, TENN./THOMPSON BOLING

**KNOXVILLE, Tenn.** - South Carolina (13-3, 3-0 SEC) picked up a 70-60 road win at Tennessee (8-8, 1-3 SEC) Wednesday night, as head coach Frank Martin earned career victory No. 200. Senior Sindarius Thornwell finished with 22 points, including 16 in the second half, as the Gamecocks improved to 3-0 in league play for the first time since 1997.

A made layup by sophomore Hassani Gravett gave Carolina its first lead of the game, 8-6, with 11:56 to go in a physical first eight minutes. The Gamecock defense held the Volunteers to 20 percent shooting (3-for-15) to start the game, including an 0-for-9 field goal draught.

A 3-pointer by sophomore PJ Dozier pushed the lead to 13-7 with 10:44 on the clock. Tennessee snapped its field goal draught with 8:40 to go, as it cut the lead to 13-9. South Carolina answered with a 5-0 run to push the lead to 18-9 with 7:50 left, forcing a timeout by Vols head coach Rick Barnes.

Two layups by freshman Rakym Felder extended the lead to double-digits as the Gamecocks led 24-11 with 5:14 to go and 27-14 at the under four media timeout with 3:55 left in the half.

Tennessee responded with a 9-0 run to end the half, cutting the lead to 27-21 at the break. Gravett led the way with seven points. Thornwell had six to lead the starters. Carolina's defense forced 14 turnovers in the first half and held the Vols to 24 percent shooting (6-for-25). The 21 points allowed marked the ninth time this season the Gamecock defense held its opponent below 30 points in the first half.

Carolina came out of halftime swinging, as senior Duane Notice hit a 3 from the right wing to cap a 7-0 run that put the Gamecocks ahead 34-21 with 18:28 to go. Tennessee answered with a 6-0 run over the next 2:15 to trim the deficit back to single-digits, 34-27, at the first media timeout of the second half with 15:45 left.

A Gravett 3-pointer in front of the South Carolina bench off an out of bounds play put the Gamecocks ahead by 10, 43-33, with 12:51 to go. The lead was cut to seven, 50-43, with 8:28 on the clock after a layup by Robert Hubbs III.

Thornwell then scored his 20th point after splitting the defense for a close-range bucket to put Carolina up comfortably, 58-47 with 4:27 left in the contest. A layup by freshman Maik Kotsar made it 60-47 just before the final media timeout with 3:48 to go.

South Carolina remained ahead by nine or more the remainder of the game en route to the 70-60 victory. Gravett finished with 12 points and Notice with 11. Kotsar led the way on the glass with eight boards.

## GAME 16



Official Basketball Box Score - Game Totals - Final Statistics  
**South Carolina vs Tennessee**  
01/11/17 6:31 p.m. at Knoxville, Tenn. (Thompson-Boling Arena)

### South Carolina 70 • 13-3, 3-0 SEC

#	Player	Total		3-Ptr		Rebounds				PF	TP	A	TO	Blk	Stl	Min
		FG	FGA	FGA	FT	FTA	Off	Def	Tot							
21	KOTSAR, Maik	2-6	0-0	1-2	4	4	8	3	5	1	5	0	0	2	28	
2	SILVA, Chris	2-4	0-0	0-0	1	0	1	4	4	0	0	2	2	11		
0	Thornwell, Sindarius	6-12	1-2	9-10	2	3	5	3	22	4	4	1	4	32		
10	NOTICE, Duane	3-5	2-4	3-4	1	2	3	2	11	0	1	0	1	32		
12	DOZIER, PJ	2-10	1-1	1-1	1	3	4	5	6	2	6	0	1	19		
12	GUEYE, Khadim	0-0	0-0	0-0	0	0	0	1	0	0	0	0	0	2		
14	TUT, Ran	0-0	0-0	0-0	0	0	0	0	0	0	0	0	0	3		
2	Gravett, Hassani	4-8	2-4	2-2	1	1	2	1	12	1	3	0	0	19		
20	MCKIE, Justin	1-1	1-1	2-4	1	1	2	1	5	1	0	1	1	19		
24	KEITA, Sedee	0-0	0-0	0-1	0	5	2	0	0	0	0	1	0	10		
4	Felder, Rakym	2-6	0-1	1-3	0	2	2	1	5	2	2	0	2	14		
5	Blanton, Temarcus	0-2	0-0	0-0	1	0	1	3	0	1	0	0	1	11		
Team																
Totals		22-54	7-13	19-27	15	23	38	26	70	12	22	5	12	200		

FG % 1st Half: 11-33 33.3% 2nd half: 11-21 52.4% Game: 22-54 40.7%  
3FG % 1st Half: 3-8 37.5% 2nd half: 4-5 80.0% Game: 7-13 53.8%  
FT % 1st Half: 2-5 40.0% 2nd half: 17-22 77.3% Game: 19-27 70.4%

Deadball  
Rebounds  
5

### Tennessee 60 • 8-8, 1-3 SEC

#	Player	Total			3-Ptr			Rebounds			PF	TP	A	TO	Blk	Stl	Min
		FG	FGA	FT	FTA	Off	Def	Tot									
11	Alexander, Kyle	f	1-1	0-0	1-2	2	2	4	0	3	0	3	1	0	1	11	
2	Williams, Grant	f	3-8	0-1	9-12	5	1	6	4	15	0	2	3	0	3	32	
0	Bone, Jordan	f	3-10	0-1	1-3	0	1	1	0	7	1	5	0	3	0	20	
23	Bowden, Jordan	g	1-7	0-2	2-2	1	1	2	4	4	0	3	0	0	3	19	
3	Hubbs III, Robert	g	4-11	0-2	4-4	2	5	7	1	12	2	1	1	0	3	35	
1	Turner, Lamonte	f	2-4	1-2	7-8	1	1	2	3	12	2	3	0	3	0	26	
12	Parker, Kwe	0	0-0	0-0	0-0	0	2	2	1	0	1	2	0	0	0	4	
21	Evans, Lew	0	1-2	0-0	0	1	2	3	2	2	0	0	0	0	0	4	
25	Phillips, Shembari	0	0-4	0-2	0-0	0	2	2	3	0	1	1	0	0	0	19	
5	Schofield, Admiral	g	2-5	0-1	1-2	1	1	2	4	5	3	2	0	0	3	30	
	Team					4	2	6									
Totals			17-52	1-11	25-33	17	20	37	22	60	10	22	5	6	200		

FG % 1st Half: 6-25 24.0% 2nd half: 11-27 40.7% Game: 17-52 32.7%  
3FG % 1st Half: 0-4 0.0% 2nd half: 1-7 14.3% Game: 1-11 9.1%  
FT % 1st Half: 9-16 56.3% 2nd half: 16-17 94.1% Game: 25-33 75.8%

Officials: Antonio Petty, Ron Groover, Terry Oglesby  
Technical fouls: South Carolina-None. Tennessee-None.  
Attendance: 13794

Score by periods	1st	2nd	Total
South Carolina	27	43	70
Tennessee	21	39	60

Last FG - SC 2nd-01:10, UT 2nd-00:48.  
Largest lead - SC by 15 1st-00:41, UT by 2 1st-19:13.  
SC led for 31:52, UT led for 03:18. Game was tied for 04:50.

Score tied - 3 times.  
Lead changed - 1 time.

## GAME 29 - RV/RV CAROLINA 82, TENNESSEE 55 FEB. 25, 2017/COLONIAL LIFE ARENA

**COLUMBIA, S.C.** - A monster second half powered South Carolina (21-8, 11-5 SEC) to an impressive 82-55 home win over Tennessee (15-14, 7-9 SEC) on Saturday afternoon. The Gamecocks out-scored the Volunteers 44-25 in the final 20 minutes, and four players scored in double figures, led by sophomore PJ Dozier's 19 points.

Six points off five turnovers helped Carolina push out to an 8-2 lead at the first media timeout with 15:52 to go. Sophomore Chris Silva had four points early for the Gamecocks. The Volunteers came within three, 10-7, but Carolina used an 8-2 run to take an 18-9 lead at the under 12 media timeout in the first half. The Gamecocks started the game 6-for-12 (50 percent) from the floor and were 6-of-7 (86 percent) at the charity stripe.

Freshman Rakym Felder found Thornwell for an easy transition bucket, forcing Tennessee head coach Rick Barnes to take a timeout with 8:50 on the clock, his team trailing 24-9 after Carolina extended the run to 16-2. Senior Duane Notice knocked down a three to give the Gamecocks their biggest lead of the half, 27-9, just before the under eight media timeout. Turnovers continued to lead to points for Carolina, as the team tallied 14 of its first 27 points off takeaways.

Tennessee cut the deficit to 12, 32-20, at the final media timeout of the first half with 3:46 remaining. After the Gamecocks' lead went back to 15 with just under three minutes to play in the opening half, the Volunteers closed on an 8-1 run to trail 38-30 at the break.

Dozier was the only player in double figures on either side at the half, as he scored 11 on 5-of-10 shooting. Thornwell and Notice each has six, while Felder (5) and freshman Seedee Keita (4) had nine of the team's 11 first-half bench points. Grant Williams and Robert Hubbs III each had eight points to lead the Volunteers.

The teams exchanged buckets out of the break, and the game remained tight, 43-38, at the first media timeout of the second half with 15:52 remaining. Colonial Life Arena erupted after back-to-back Notice 3-pointers put the Gamecocks in front with a commanding 51-38 lead, forcing a Barnes timeout with 14:34 to play. The long ball was Notice's fifth 3 of the game and his third of the half.

A Dozier layup with 13:29 remaining put Carolina in front 55-38 and the lead remained steady at 17 at the under 12 media timeout, 57-40, with 11:15 to go. Consecutive 3s, this time by Felder and Thornwell, gave the Gamecocks their first 20-point advantage of the afternoon, 63-43, with 9:01 to play.

The lead remained 63-43 at the under eight media timeout with 7:38 to go and stayed at 20, 70-50, at the final media timeout after a Thornwell dunk. Carolina led by 20 the rest of the way en route to the 82-55 win.

Notice (15), Thornwell (15) and Felder (12) joined Dozier in double figures for the Gamecocks. Those three, along with Dozier, combined for 33 of the team's 44 points in the second half.

## GAME 29



Official Basketball Box Score - Game Totals - Final Statistics  
**Tennessee vs South Carolina**  
2/25/17 1 p.m. ET at Columbia, S.C. (Colonial Life Arena)

### Tennessee 55 • 15-14, 7-9 SEC

#	Player		Total		3-Ptr		Rebounds		Off	Def	Tot	PF	TP	A	TO	Blk	Stl	Min
			FG	FGA	FGA	FTA	Off	Def										
02	Williams, Grant	f	3-8	0-0	2-2	4	4	8	4	8	1	3	1	4	33			
11	Alexander, Kyle		1-3	0-0	3-4	3	5	8	3	5	0	2	3	0	26			
1	Turner, Lamonte	g	1-6	0-4	5-6	0	1	1	3	7	0	3	0	1	15			
03	Hubbs III, Robert		7-14	0-0	2-2	0	1	1	1	16	0	2	0	1	30			
12	Parker, Kwe	g	0-1	0-0	0-0	0	1	1	2	0	0	2	1	0	8			
0	Bone, Jordan		2-4	0-1	0-0	0	0	0	0	4	0	1	0	1	10			
05	Schofield, Admiral		2-9	1-6	2-2	1	4	5	3	7	0	1	1	1	35			
1	Evans, Lew		0-1	0-0	2-2	1	1	2	3	2	1	2	0	0	12			
25	Phillips, Shembari		2-7	0-2	2-3	0	3	3	6	1	3	0	1	0	29			
32	Woodson, Brad		0-1	0-0	0-0	0	0	0	0	0	0	0	0	0	2			
Team																		
Totals			18-54	1-13	18-21	9	20	29	22	55	3	20	6	9	200			

FG % 1st Half: 12-30 40.0% 2nd half: 6-24 25.0% Game: 18-54 33.3%  
3FG % 1st Half: 0-5 0.0% 2nd half: 1-8 12.5% Game: 1-13 7.7%  
FT % 1st Half: 6-6 100.0 2nd half: 12-15 80.0% Game: 18-21 85.7%

Deadball  
Rebounds  
3.1

### South Carolina 82 • 21-8, 11-5 SEC

#	Player	f	Total			3-Ptr			Rebounds			PF	TP	A	To	Blk	Stl	Min
			FG	FGA	FT	FTA	Off	Def	Tot									
30	SILVA, Chris	f	1-3	0-0	4-4	1	5	6	2	6	0	4	1	2	20			
0	THORNWELL, Sindarius	g	5-11	1-4	4-4	0	6	6	3	15	2	2	0	1	34			
02	GRAVETT, Hassani	g	0-5	0-2	4-6	0	2	2	2	4	3	1	0	1	22			
10	NOTICE, Duane	g	5-10	5-8	0-0	2	1	3	1	15	2	3	1	2	35			
15	DOZIER, PJ	g	7-15	0-3	5-9	3	2	5	3	19	4	2	1	1	30			
04	FELDER, Rakym	g	4-8	2-4	2-3	0	2	2	3	12	3	0	0	0	21			
14	TUT, Ran	g	0-0	0-0	0-0	0	0	0	0	0	0	0	0	0	1			
20	MCKIE, Justin	g	0-2	0-1	0-0	0	1	1	1	0	1	0	0	0	7			
21	KOTSAR, Maik	g	2-2	0-0	0-0	0	4	4	3	4	0	4	2	0	22			
23	HINSON, Evan	g	1-1	1-1	0-0	0	0	0	0	3	0	0	0	0	1			
24	KEITA, Sedee	g	2-2	0-0	0-0	0	0	0	0	4	0	1	1	0	5			
25	SCHMITT, Christian	g	0-0	0-0	0-0	0	0	0	0	0	0	0	0	0	1			
31	HOLLIMAN, Jarrell	g	0-1	0-0	0-0	0	0	0	1	0	0	0	0	0	1			
Team						6			3									
Totals			27-60	9-23	19-26	12	26	38	19	82	15	18	6	7	200			

FG % 1st Half: 14-30 46.7% 2nd half: 13-30 43.3% Game: 27-60 45.0%  
3FG % 1st Half: 3-10 30.0% 2nd half: 6-13 46.2% Game: 9-23 39.1%  
FT % 1st Half: 7-10 70.0% 2nd half: 12-16 75.0% Game: 19-26 73.1%

Deadball  
Rebounds  
7.1

Officials: Anthony Jordan, Sean Casey, Valdimir Voyard-Tadal  
Technical fouls: Tennessee-None. South Carolina-None.  
Attendance: 16117

Score by periods	1st	2nd	Total
Tennessee	30	25	55
South Carolina	38	44	82

Last FG - UT 2nd-01:45, SC 2nd-00:11.  
Largest lead - UT by 2 1st-19:16, SC by 27 2nd-00:11.  
UT led for 00:11, SC led for 37:51. Game was tied for 01:58.

Score tied - 1 time.  
Lead changed - 1 time.



# 2017-18 SOUTH CAROLINA MEN'S BASKETBALL ROSTER

## ROSTER BREAKDOWN

### Returning Starters (2)

Maik Kotsar

Chris Silva

*\*based on final game of 2016-17 season*

### Returning Letterwinners (7)

Tommy Corchiani

Hassani Gravett

Khadim Gueye

Evan Hinson

Maik Kotsar

Christian Schmitt

Chris Silva

### Guards (8)

David Beatty

Frank Booker

Tommy Corchiani

Hassani Gravett

Evan Hinson

Kory Holden

Wesley Myers

Christian Schmitt

### Forwards (7)

Jason Cudd

Ibrahim Famouke Doumbia

Khadim Gueye

Felipe Haase

Maik Kotsar

Justin Minaya

Chris Silva

### By Height

Christian Schmitt (5-11)

Kory Holden (6-1)

Wesley Myers (6-1)

David Beatty (6-2)

Hassani Gravett (6-2)

Frank Booker (6-3)

Tommy Corchiani (6-3)

Evan Hinson (6-4)

Justin Minaya (6-5)

Ibrahim Famouke Doumbia (6-6)

Felipe Haase (6-9)

Chris Silva (6-9)

Maik Kotsar (6-10)

Khadim Gueye (7-0)

Jason Cudd (7-1)

### Alphabetical Roster

No.	Name	Pos.	Ht.	Wt.	Cl.	Exp.	Hometown/High/Last School
0	David Beatty	G	6-2	205	FR	HS	Philadelphia, Pa./Imhotep Institute Charter High School
5	Frank Booker	G	6-3	208	GR	3VL/TR	Augusta, Ga./Westside/Oklahoma/FAU
20	Tommy Corchiani	G	6-3	180	SO	1VL	Raleigh, N.C./Ravenscroft High School
33	Jason Cudd	F	7-1	255	FR	HS	Myrtle Beach, S.C./Socastee
14	Ibrahim Famouke Doumbia	F	6-6	205	FR	HS	Bamako, Mali/Miami Country Day School
2	Hassani Gravett	G	6-2	187	R-JR	1VL/TR	Villa Rica, Ga./Alexander/Pensacola State College
12	Khadim Gueye	F	7-0	248	SO	1VL	Dakar, Senegal/Victory Rock Prep (Bradenton, Fla.)
13	Felipe Haase	F	6-9	249	FR	HS	Osorno, Chile/Miami (Fla.) Christian School
23	Evan Hinson	G	6-4	240	SO	1VL	Deltona, Fla./Deltona
1	Kory Holden	G	6-1	197	R-JR	2VL/TR	Salisbury, Md./J.M. Bennett/Delaware
21	Maik Kotsar	F	6-10	260	SO	1VL	Tallinn, Estonia/Sunrise Christian Academy (Wichita, Kan.)
10	Justin Minaya	F	6-5	210	FR	HS	Harrington Park, N.J./Northern Valley at Old Tappan
15	Wesley Myers	G	6-1	193	GR	3VL/TR	Brooklyn, N.Y./Boys and Girls High School/Niagara/Maine
25	Christian Schmitt	G	5-11	180	SO	1VL	Mars, Pa./Mars Area
30	Chris Silva	F	6-9	223	JR	2VL	Libreville, Gabon/Roselle (N.J.) Catholic

### Numerical Roster

No.	Name	Pos.	Ht.	Wt.	Cl.	Exp.	Hometown/High/Last School
0	David Beatty	G	6-2	205	FR	HS	Philadelphia, Pa./Imhotep Institute Charter High School
1	Kory Holden	G	6-1	197	R-JR	2VL/TR	Salisbury, Md./J.M. Bennett/Delaware
2	Hassani Gravett	G	6-2	187	R-JR	1VL/TR	Villa Rica, Ga./Alexander/Pensacola State College
5	Frank Booker	G	6-3	208	GR	3VL/TR	Augusta, Ga./Westside/Oklahoma/FAU
10	Justin Minaya	F	6-5	210	FR	HS	Harrington Park, N.J./Northern Valley at Old Tappan
12	Khadim Gueye	F	7-0	248	SO	1VL	Dakar, Senegal/Victory Rock Prep (Bradenton, Fla.)
13	Felipe Haase	F	6-9	249	FR	HS	Osorno, Chile/Miami (Fla.) Christian School
14	Ibrahim Famouke Doumbia	F	6-6	205	FR	HS	Bamako, Mali/Miami Country Day School
15	Wesley Myers	G	6-1	193	GR	3VL/TR	Brooklyn, N.Y./Boys and Girls High School/Niagara/Maine
20	Tommy Corchiani	G	6-3	180	SO	1VL	Raleigh, N.C./Ravenscroft High School
21	Maik Kotsar	F	6-10	260	SO	1VL	Tallinn, Estonia/Sunrise Christian Academy (Wichita, Kan.)
23	Evan Hinson	G	6-4	240	SO	1VL	Deltona, Fla./Deltona
25	Christian Schmitt	G	5-11	180	SO	1VL	Mars, Pa./Mars Area
30	Chris Silva	F	6-9	223	JR	2VL	Libreville, Gabon/Roselle (N.J.) Catholic
33	Jason Cudd	F	7-1	255	FR	HS	Myrtle Beach, S.C./Socastee

**Head Coach:** Frank Martin (Florida International, '93)

**Assistant Coach:** Perry Clark (Gettysburg, '74)

**Assistant Coach:** Chuck Martin (Monmouth, '93)

**Assistant Coach:** Bruce Shingler (St. Augustine's College, '05)

**Director of Basketball Operations:** Andy Assaley (Cincinnati, '96)

**Strength & Conditioning Coach:** Scott Greenawalt (Muskingum College, '98)

**Athletic Trainer:** Mark Rodger (Buffalo, '01)

**Video Coordinator:** Jay Gibbons (Clayton State, '03)

**Student-Athlete Development:** Doug Edwards (Florida State, '07)

**Special Assistant to the Head Coach:** Jarett Gerald (South Carolina, '11)

**Director of Social Media:** Dushawn Davis (Coastal Carolina, '11)

**Administrative Assistant:** John Reynolds (The Citadel, '11)

**Graduate Student Manager:** Brian Steele (South Carolina, '16)

**Student Assistant Coach:** TeMarcus Blanton

**Student Assistant Coach:** Justin McKie (South Carolina, '17)

**Director of Athletics Communications and Public Relations:** Emily Miles (Ball State, '03)

## TOP RETURNING ...

Scorer.....	Silva, 10.2 ppg
Rebounder .....	Silva, 6.1 rpg
Assist Maker.....	Gravett, 1.4 apg
FG Shooter *.....	Silva, 52.4% (122-233)
3-Point FG Shooter \$.....	Gravett 21.7% (15-69)
FT Shooter \$.....	Silva, 74.9% (134-179)
Shot Blocker.....	Silva, 1.4 bpg
Steal Maker .....	Kotsar, 0.7 spg

## PRONUNCIATION GUIDE

HA-deem Gaye
Mike Coat-sar
Fa-leep-ay Haas-ay
E-BRAH-heem Fa-MOO-kay DOOM-bia





# HEAD COACH FRANK MARTIN

HEAD COACH | 11TH SEASON OVERALL | 225-134 (.626) | SIXTH SEASON AT SOUTH CAROLINA | 108-80 (.574)

## THE MARTIN FILE

### COACHING

#### Experience

33rd year

#### College Experience

18th season

#### College Head Coach Experience

11th season

#### Hire Date At Carolina

March 27, 2012

### PERSONAL

#### Hometown

Miami, Fla.

#### Alma Mater

Florida International, 1993 (B.A. Physical Ed.)

#### Family

Wife, Anya

Children, Brandon, Amalia and Christian

### COACHING RESUME

#### High School

Miami Senior High, 1985-93

Varsity Boys' Assistant Coach

Junior Varsity Boys' Head Coach

North Miami High, Head Coach, 1993-95

Miami Senior High, Head Coach, 1995-98

B.T. Washington High, Head Coach, 1999-2000

#### College Assistant Coach

Northeastern, 2000-04

Cincinnati, 2004-06

Kansas State, 2006-07

#### College Head Coach

Kansas State, 2007-12

South Carolina, 2012-present

Frank Martin was named the head men's basketball coach at the University of South Carolina on March 27, 2012, becoming the 32nd head coach in the history of the South Carolina program, which enters its 110th season as a varsity sport in 2017-18. Martin owns a 213-128 (.624) overall record as a head coach, entering his 11th season overall, and a 96-74 (.564) record entering his sixth season at South Carolina. Martin was named the 2017 Jim Phelan National Coach of the Year after leading the Gamecocks to the best season in school history during the 2016-17 campaign, as the squad advanced to the program's first Final Four and recorded a school record 26 wins.

Since his appointment as head coach in Columbia, Martin, 51, and his wife Anya, have become fixtures in the community. He has spoken at numerous events, including Gamecock Club chapter events, numerous community council and rotary club events, coaching clinics, the Fathers and Families Decades of Dads event and the Heroes in Blue Knight of Honor Gala, among others. Martin has also been honored with several community awards, including being named a 2016 Fatherhood Champion at the Palmetto State Fatherhood Awards Breakfast and Fundraiser.

The Martin's have hosted the "B-Ball of the South," an event in conjunction with the National Association of Basketball Coaches (NABC), and the American Cancer Society, benefitting "Coaches vs. Cancer," during their time at Carolina. The first "B-Ball of the South," held in May 2013, raised \$140,000 from charitable donations and a live auction to benefit the "Coaches vs. Cancer" initiative. Year two saw continued success, as the Kentucky Derby themed event raised \$129,470 and year three saw the event raise \$145,735. For his outstanding efforts for the "Coaches vs. Cancer" initiative, Martin was honored with the 2016 Champion Award from the organization at the 2016 Final Four in Houston.

The 2016-17 campaign would go on to be the best season in school history, as the Gamecocks set a school record with 26

wins, advanced to the NCAA Tournament for the first time since 2004, posted the first program win in the NCAA Tournament since 1973, and advanced to the school's first-ever Final Four, falling by just four points, 77-73, to Gonzaga in the national semifinals in Phoenix. South Carolina captured back-to-back 20-win seasons for the first time since a string of three-straight 20-win campaigns from 2003-2006, and the Gamecocks posted double-digit league victories for just the fifth time since joining the SEC in 1992.

South Carolina was ranked in the AP poll for nine weeks and in the coaches poll for 10 weeks during the regular season, and the Gamecocks were ranked No. 6 in the final USA Today Coaches Poll following the Final Four run. Carolina rose to as high as 16th in the AP Poll, which was its highest rank since the Gamecocks were ranked 14th in the final poll of the 1997-98 season.

After the magical season, it would be announced that school records for total attendance and average attendance were set at Colonial Life Arena during the 2016-17 season. Nationally, the Gamecocks ranked 15th in total attendance, as 241,126 fans saw Carolina in action at home during the season, an average of 13,396 fans per game, which ranked 21st nationally.

Prior to his appointment in Columbia, Martin spent the previous five seasons as the head coach at Kansas State University, leading the Wildcats to the NCAA Tournament four times, including a trip to the Elite Eight, during the 2009-10 campaign when the squad won a school record 29 contests. Martin's Wildcats won at least 21 games in each of his five seasons at the helm, as the program compiled a record of 117-54 (.684) under his direction.

A native of Miami, Fla., Martin earned his bachelor's degree in physical education from Florida International in 1993. He and his wife, Anya, have three children, Brandon, Amalia and Christian.

## MARTIN'S CAREER RECORD, YEAR-BY-YEAR

YEAR	RECORD	CONFERENCE (FINISH)	POSTSEASON
2007-08	21-12	10-6 (3rd)	1-1; NCAA Tournament 2nd Round
2008-09	22-12	9-7 (4th)	1-1; NIT
2009-10	29-8	11-5 (2nd)	3-1; NCAA Tournament Elite Eight
2010-11	23-11	10-6 (3rd)	1-1; NCAA Tournament Third Round
2011-12	22-11	10-8 (5th)	1-1; NCAA Tournament Third Round
2012-13	14-18	4-14 (12th)	-
2013-14	14-20	5-13 (13th)	-
2014-15	17-16	6-12 (11th)	-
2015-16	25-9	11-7 (3rd)	1-1; NIT
2016-17	26-11	12-6 (3rd)	4-1; NCAA Final Four
2017-18	12-6	3-3	-
<b>Totals</b>	<b>225-134 (.626)</b>	<b>91-87 (.511)</b>	<b>12-7 (.631)/5 NCAA/2 NIT</b>



# GAMECOCK SUPERLATIVES

## GAMECOCKS' RECORD WHEN ...

At home	7-1
On the road	3-3
At neutral sites	2-2
In overtime	0-0
vs. Top 25 team	1-0
vs. Top 10 team	0-0
vs. Top 3 team	0-0
Leading at half	8-0
Trailing at half	3-6
Tied at half	1-0
Shooting 50% or better	2-0
Shooting between 39-49%	6-0
Shooting less than 39%	4-6
Opp. shooting 50% or better	0-1
Opp. shooting between 39-49%	6-4
Opp. shooting less than 39%	6-1
Shooting better than opp.	8-0
Shooting worse than/equal to opp.	4-6
Starters out-score opp. starters	10-3
Opp. starters score/equal more	2-3
Bench out-scores opp. bench	8-1
Opp. bench scores/equals more	4-5
Having more FTs than opp.	9-1
Having equal/less FTs than opp.	3-5
Have more TOs than opp.	3-2
Having equal/less TOs than opp.	9-4
Having more rebounds than opp.	11-3
Having equal/less rebounds than opp.	1-3
Making 6 or more 3FGs	9-3
Having 15 or more assists	3-1
Score more points in paint than opp.	9-3
Scoring equal/less points in paint than opp.	3-3
Scoring more points off TOs than opp.	9-3
Scoring equal/less points off TOs than opp.	3-3
Scoring more 2nd-chance points than opp.	11-4
Scoring equal/less 2nd-chance points than opp.	1-2
Scoring more fast break points than opp.	6-1
Scoring equal/less fast break points than opp.	6-5
Wearing white uniforms	6-2
Wearing Garnet uniforms	2-1
Wearing Black uniforms	4-3
Playing on live TV/live broadcast	12-6
Playing in November	5-2
Playing in December	4-2
Playing in January	3-2
Playing in February	0-0
Playing in March	0-0
Playing a day-game	6-1
Playing a night-game	6-5
Playing on Sunday	1-1
Playing on a Monday	1-0
Playing on a Tuesday	1-2
Playing on a Wednesday	2-1
Playing on a Thursday	0-2
Playing on a Friday	2-0
Playing on a Saturday	4-0
Scoring margin is 5 points or less	1-2
Margin is between 6-10	3-0
Margin is between 11-20	5-4
Margin is more than 20	3-0
Scoring 59 points or less	0-1
Scoring 60-69 points	1-5
Scoring 70-79 points	8-0
Scoring 80-89 points	3-0
Scoring 90-99 points	0-0
Scoring 100+ points	0-0

## MISCELLANEOUS

Current streak	W2
Home court streak	W2
Away streak	W1
Neutral court streak	L1

(tied for team lead also included)

Scoring Leaders	'17-18	Career
Chris Silva	10	11
Frank Booker	5	5*
Hassani Grtavett	2	2
Wes Myers	2	2*
Maik Kotsar	1	2
David Beatty	1	1
Justin Minaya	1	1

Rebounding Leaders	'17-18	Career
Chris Silva	14	36
Maik Kotsar	1	10
Felipe Haase	4	4
Hassani Gravett	3	3
Wes Myers	1	1*
Frank Booker	1	1*
Justin Minaya	1	1

Assists Leaders	'17-18	Career
Hassani Gravett	8	13
Wes Myers	6	6*
Maik Kotsar	3	5
Felipe Haase	3	3
Justin Minaya	3	3
David Beatty	1	1
Kory Holden	1	1*
Chris Silva	1	1

Blocks Leaders	'17-18	Career
Chris Silva	11	38
Maik Kotsar	6	12
Frank Booker	2	2*
Justin Minaya	3	3
Felipe Haase	2	2
Hassani Gravett	2	2
Jason Cudd	1	1
Evan Hinson	1	1

Steals Leaders	'17-18	Career
Maik Kotsar	8	11
Frank Booker	8	8*
Chris Silva	3	9
Hassani Gravett	2	3
Justin Minaya	2	2
Felipe Haase	2	2
David Beatty	2	2
Kory Holden	1	1*
Khadim Gueye	1	1
Evan Hinson	1	1

Double-Figure Scoring	'17-18	Career
Chris Silva	14	42
Frank Booker	11	23
Justin Minaya	6	6
Maik Kotsar	6	16
Wesley Myers	5	28
Felipe Haase	4	4
Hassani Gravett	4	7
David Beatty	2	2
Kory Holden	1	44
Wes Myers	1	1*

20+ points	'17-18	Career
Chris Silva	4	4
Frank Booker	1	2

30+ points	'17-18	Career
-		

Double-Figure Rebounding	'17-18	Career
Chris Silva	5	12
Felipe Haase	1	1

5+ assists	'17-18	Career
Hassani Gravett	5	7
Wes Myers	2	3
Maik Kotsar	1	1

3+ steals	'17-18	Career
Frank Booker	4	5
Maik Kotsar	3	5
Hassani Gravett	1	1

2+ blocks	'17-18	Career
Chris Silva	8	34
Maik Kotsar	3	8

Double-Doubles	'17-18	Career
Chris Silva	4	9
Felipe Haase	1	1

\* indicates at South Carolina

Dunks	'17-18	Career
Chris Silva	17	60
Maik Kotsar	3	5
Evan Hinson	1	1
David Beatty	1	1
Jason Cudd	1	1
Justin Minaya	1	1

## Miscellaneous

Largest Halftime Lead	
SC	26, vs. UTEP (Nov. 17, 2017)
Opp	12, Missouri (Jan. 3, 2018)
Smallest Halftime Lead	
SC	1, vs. Western Michigan (Nov. 19, 2017)
Opp	1, twice, last at Ole Miss (Dec. 31, 2017)
Fewest Points In First Half	
SC	23, vs. Illinois State (Nov. 16, 2017)
Opp	24, last, vs. UTEP (Nov. 17, 2017)
Most Points In First Half	
SC	50, vs. UTEP (Nov. 17, 2017)
Opp	47, Coastal Carolina (Dec. 9, 2017)
Fewest Points In Second Half	
SC	22, vs. Clemson (Dec. 19, 2017)
Opp	20, Limestone (Dec. 27, 2017)
Most Points In Second Half	
SC	45, 2x, last vs. Vanderbilt (Jan. 6, 2018)
Opp	43, at Ole Miss (Dec. 31, 2017)
Most Points in Overtime	
SC	-
Opp	-
Largest Margin of Victory	
SC	29, vs. Limestone (Dec. 27, 2017)
Opp	16, 2x, last vs. Clemson (Dec. 19, 2017)
Smallest Margin of Victory	
SC	2, vs. Coastal Carolina (Dec. 9, 2017)
Opp	4, Illinois State (Nov. 16, 2017)



## 2017-18 GAME-BY-GAME

	Date	Result	FG-A	Pct	3FG-A	Pct	FT-A	Pct	O-D-Total	PF	Pts	A	TO	Blk	Stl	Min	Half
at Wofford			17-49	.347	6-19	.316	12-16	.750	8-20-28	16	52	7	13	0	3	200	24
South Carolina	Nov. 10, 2017	W, 73-52	25-54	.463	11-23	.478	12-16	.750	12-28-40	17	73	17	14	3	5	200	33
Western Michigan			21-58	.362	5-21	.238	13-25	.520	8-24-30	24	60	12	11	6	10	200	29
South Carolina	Nov. 13, 2017	W, 78-60	26-57	.456	9-23	.391	17-28	.607	13-33-46	18	78	12	14	3	4	200	38
Illinois State &			18-50	.360	5-16	.313	28-39	.718	5-37-42	20	69	13	14	2	8	200	32
South Carolina	Nov. 16, 2017	L, 69-65	18-61	.295	9-32	.281	20-60	.667	12-33-45	32	65	14	13	4	3	200	23
UTEP &			19-45	.422	5-13	.385	13-20	.650	6-21-27	24	56	12	23	6	8	200	24
South Carolina	Nov. 17, 2017	W, 80-56	27-58	.466	8-24	.333	18-23	.783	13-23-36	20	80	19	17	2	8	200	50
Western Michigan &			21-44	.477	8-21	.381	16-21	.762	6-24-30	24	66	9	22	1	9	200	34
South Carolina	Nov. 19, 2017	W, 79-66	26-57	.456	8-24	.333	19-30	.633	12-21-33	19	79	13	12	3	8	200	35
at FIU			22-53	.415	4-17	.235	13-21	.619	8-17-25	18	61	8	17	6	10	200	36
South Carolina	Nov. 27, 2017	W, 78-61	32-61	.525	8-22	.364	6-12	.500	13-27-40	15	78	22	19	3	8	200	38
vs. Temple #			29-60	.483	4-17	.235	14-21	.667	15-22-37	13	76	11	14	8	12	200	38
South Carolina	Nov. 30, 2017	L, 76-60	22-58	.379	6-21	.386	10-12	.833	13-20-33	14	60	9	17	4	7	200	27
UMass			27-59	.458	12-26	.462	4-5	.800	5-21-26	28	70	13	17	0	3	200	35
South Carolina	Dec. 2, 2017	W, 76-70	28-55	.509	3-15	.200	17-29	.586	8-28-36	12	76	14	15	1	11	200	34
Wyoming			19-56	.339	6-25	.240	20-26	.769	7-27-34	22	64	14	18	3	7	200	25
South Carolina	Dec. 6, 2017	W, 80-64	28-62	.452	8-23	.348	16-29	.552	10-33-43	21	80	17	17	4	7	200	25
Coastal Carolina			29-63	.460	10-24	.417	10-13	.469	13-20-33	25	78	17	15	2	8	200	47
South Carolina	Dec. 9, 2017	W, 80-78	25-55	.455	8-20	.400	22-31	.710	12-19-31	13	80	14	14	4	6	200	47
at Clemson			20-46	.435	8-20	.400	16-24	.667	9-25-34	9	64	8	15	8	9	200	31
South Carolina	Dec. 19, 2017	L, 64-48	19-54	.352	2-16	.125	8-10	.800	12-19-31	17	48	3	14	4	3	200	26
Limestone			13-52	.250	6-22	.273	13-29	.448	10-28-38	17	5	4	17	4	7	200	25
South Carolina	Dec. 27, 2017	W, 74-45	26-68	.382	8-21	.381	14-20	.700	15-37-52	21	74	14	12	4	3	200	34
at Ole Miss*			20-49	.408	8-21	.381	26-33	.788	4-26-30	23	74	15	8	7	9	200	31
South Carolina	Dec. 31, 2017	L, 74-69	22-58	.379	8-20	.400	17-26	.654	14-29-43	21	69	16	14	4	2	200	30
Missouri*			23-49	.469	14-24	.583	19-24	.792	8-23-31	26	79	15	13	8	7	200	39
South Carolina	Jan. 3, 2018	L, 79-68	22-57	.386	5-18	.278	19-26	.731	13-19-32	22	68	8	11	8	4	200	27
Vanderbilt*			19-54	.352	8-29	.276	14-20	.700	9-25-34	31	60	10	19	4	7	200	28
South Carolina	Jan. 6, 2018	W, 71-60	21-54	.389	4-14	.286	25-36	.641	11-30-41	17	71	8	12	4	7	200	26
at Alabama*			30-51	.588	7-17	.412	9-14	.643	9-26-35	19	76	18	16	7	8	200	40
South Carolina	Jan. 9, 2018	L, 76-62	19-53	.358	5-15	.333	19-25	.760	11-17-28	16	62	8	13	2	3	200	33
at Georgia*			18-51	.353	3-12	.250	18-28	.643	12-30-42	23	57	8	14	9	4	200	29
South Carolina	Jan. 13, 2018	W, 64-57	16-59	.271	6-24	.250	26-35	.743	18-28-46	24	64	9	7	3	3	200	37
No. 18/16 Kentucky			22-49	.449	1-11	.091	23-36	.639	6-29-35	32	68	7	16	5	5	200	37
South Carolina	Jan. 16, 2018	W, 76-68	23-61	.377	5-23	.217	28-38	.658	14-26-40	27	76	11	9	1	7	200	34

& - indicates Puerto Rico Tip-Off at Myrtle Beach (Myrtle Beach, S.C./HTC Center) | # - indicates Under Armour Reunion (New York City/Madison Square Garden) | \* - SEC contest





# SOUTH CAROLINA GAMECOCKS

OVERALL: 12-6; SEC: 3-3; HOME: 7-1; AWAY: 3-3; NEUTRAL: 2-2

DATE	OPP.	W/L	SCORE	RECORD (SEC)	POINTS	REBOUNDS	ASSISTS	BLOCKS	STEALS	ATTENDANCE
11/10/17	at Wofford	W	73-52	1-0 (0-0)	Kotsar (13)	Silva (10)	Kotsar (4)	Silva (2)	Silva (2)	3,400
11/13/17	Western Mich.	W	78-60	2-0 (0-0)	Gravett (15)	Silva (10)	Haase (3)	3 with 1	Kotsar (2)	12,136 (paid)
11/16/17	vs. Illinois St. &	L	69-65	2-1 (0-0)	3 with 10	Gravett (9)	Gravett (5)	Silva (3)	Kotsar (2)	700
11/17/17	vs. UTEP &	W	80-56	3-1 (0-0)	Silva (15)	Silva/Haase (7)	Gravett (9)	Silva (2)	Kotsar (2)	978
11/19/17	vs. West. Mich. &	W	79-66	4-1 (0-0)	Silva/Myers (14)	3 with 5	Gravett (6)	Minaya (2)	Kotsar/Booker (2)	2,119
11/27/17	at FIU	W	78-61	5-1 (0-0)	Silva (26)	Silva/Gravett (10)	Gravett (7)	3 with 1	Booker/Kotsar (3)	1,335
11/30/17	vs. Temple #	L	76-60	5-2 (0-0)	Beatty (13)	Silva (9)	3 with 2	Silva (2)	Minaya/Haase (2)	6,081
12/2/17	UMass	W	76-70	6-2 (0-0)	Minaya (17)	Haase (10)	Gravett (4)	Haase (1)	Kotsar/Gravett (3)	10,832 (paid)
12/6/17	Wyoming	W	80-64	7-2 (0-0)	Silva (19)	Silva (10)	Haase/Myers (3)	4 with 1	Booker (3)	10,205 (paid)
12/9/17	Coastal Carolina	W	80-78	8-2 (0-0)	Booker (19)	Silva (9)	Gravett (4)	Silva (3)	Silva/Booker (2)	11,734 (paid)
12/19/17	at Clemson	L	64-48	8-3 (0-0)	Silva (12)	Silva (9)	3 with 1	Kotsar (2)	3 with 1	8,031
12/27/17	Limestone	W	74-45	9-3 (0-0)	Booker (17)	Haase (8)	Myers (6)	Kotsar (2)	3 with 1	11,305 (paid)
12/31/17	at Ole Miss*	L	74-69	9-4 (0-1)	Silva/Booker (21)	Silva (13)	Myers (5)	Silva (2)	Beatty (2)	5,849
1/3/18	Missouri*	L	79-68	9-5 (0-2)	Silva (18)	Silva/Booker (5)	3 with 2	Kotsar (3)	Booker (2)	9,846 (paid)
1/6/18	Vanderbilt*	W	71-60	10-5 (1-2)	Silva (27)	Silva (8)	Haase (2)	4 with 1	Booker (3)	11,391 (paid)
1/9/18	at Alabama*	L	76-62	10-6 (1-3)	Myers (15)	Minaya/Kotsar (5)	Minaya/Myers (2)	Hinson/Gravett (1)	Silva (2)	10,909
1/13/18	at Georgia*	W	64-57	11-6 (2-3)	Booker (17)	Silva (9)	Silva (4)	Silva (2)	3 with 1	9,788
1/16/18	18/16 Kentucky	W	7-68	12-6 (3-3)	Silva (27)	Silva (8)	Gravett (5)	Silva (1)	Kotsar/Booker (3)	16,210 (paid)

& - indicates Puerto Rico Tip-Off at Myrtle Beach (Myrtle Beach, S.C./HTC Center) | # - indicates Under Armour Reunion (New York City/Madison Square Garden) | \* - indicates SEC contest

## STARTING LINEUPS

OPPONENT	GUARD	GUARD	GUARD/FORWARD	FORWARD	FORWARD	RECORD
at Wofford	Gravett	Booker	Minaya	Kotsar	Silva	1-0
Western Michigan	Gravett	Booker	Minaya	Kotsar	Silva	2-0
vs. Illinois State &	Gravett	Booker	Minaya	Kotsar	Silva	2-1
vs. UTEP &	Gravett	Booker	Minaya	Kotsar	Silva	3-1
vs. Western Michigan &	Gravett	Booker	Minaya	Kotsar	Silva	4-1
at FIU	Gravett	Booker	Minaya	Kotsar	Silva	5-1
vs. Temple #	Gravett	Booker	Minaya	Kotsar	Silva	5-2
UMass	Gravett	Booker	Minaya	Kotsar	Silva	6-2
Wyoming	Gravett	Booker	Minaya	Kotsar	Silva	7-2
Coastal Carolina	Gravett	Booker	Minaya	Kotsar	Silva	8-2
at Clemson	Gravett	Booker	Minaya	Kotsar	Silva	8-3
Limestone	Gravett	Booker	Minaya	Kotsar	Silva	9-3
at Ole Miss*	Myers	Booker	Minaya	Kotsar	Silva	0-1
Missouri*	Myers	Booker	Minaya	Kotsar	Silva	0-2
Vanderbilt*	Myers	Hinson	Minaya	Kotsar	Silva	1-0
at Alabama*	Myers	Hinson	Minaya	Kotsar	Silva	1-1
at Georgia*	Myers	Hinson	Minaya	Kotsar	Silva	2-1
Kentucky*	Myers	Hinson	Minaya	Kotsar	Silva	3-1

& - indicates Puerto Rico Tip-Off at Myrtle Beach (Myrtle Beach, S.C./HTC Center) | # - indicates Under Armour Reunion (New York City/Madison Square Garden) | \* - indicates SEC contest



## GAMECOCK SUPERLATIVES UNDER MARTIN

### Most Field Goals Made

1. 39, vs. High Point (March 15, 2016)
2. 37, vs. Hofstra (Nov. 22, 2015)
3. 35, vs. Marquette (March 17, 2017)  
35, vs. Lander (Dec. 27, 2016)
5. 34, vs. Lipscomb (Nov. 27, 2015)  
34, vs. Marshall (Dec. 30, 2013)

### Most Field Goals Attempted

1. 88, vs. Alabama (Feb. 7, 2017)  
73, vs. Georgia (March 3, 2016)  
72, vs. Oral Roberts (Nov. 16, 2015)
3. 70, vs. Texas A&M (Jan. 7, 2017)
4. 71, vs. SC State (Jan. 5, 2013)

### Highest Field Goal Percent

1. 60.0 (39-65) vs. High Point (March 15, 2016)
2. 58.7 (27-46) vs. Holy Cross (Nov. 13, 2016)
3. 58.3 (28-48) vs. Saint Mary's (Dec. 22, 2013)
4. 57.7 (30-52) vs. Arkansas (Jan. 26, 2013)
5. 56.4 (22-39) vs. Missouri State (Nov. 24, 2012)

### Most 3-Point Field Goals Made

1. 15, vs. Auburn (Jan. 24, 2017)
2. 13, vs. Rider (Nov. 19, 2012)
3. 12, vs. Holy Cross (Nov. 13, 2016)  
12, at Texas A&M (Feb. 6, 2016)
5. 11, vs. Wofford (Nov. 10, 2017)  
11, vs. Georgia (Feb. 4, 2017)  
11, vs. Auburn (March 12, 2014)

### Most 3-Point Field Goals Attempted

1. 32, vs. Illinois State (Nov. 16, 2017)  
31, vs. Alabama (Feb. 7, 2017)  
31, vs. Mississippi State (March 13, 2013)
4. 30, at Ole Miss (March 4, 2017)  
30, at Alabama (Feb. 24, 2015)
5. 29, vs. USC Upstate (Dec. 19, 2013)

### Highest 3-Point Field Goal Percentage (min. 10 attempts)

1. 73.3 (11-15) vs. Auburn (March 12, 2014)
2. 58.3 (7-12) vs. Arkansas (Jan. 26, 2013)
3. 57.7 (15-26) vs. Auburn (Jan. 24, 2017)
4. 57.1 (12-21) at Texas A&M (Feb. 6, 2016)  
57.1 (8-14) at Georgia (Jan. 22, 2014)

### Most Free Throws Made

1. 46, vs. Memphis (Jan. 2, 2016)
2. 35, vs. Alabama (Feb. 7, 2017)
3. 30, vs. Arkansas (March 13, 2014)
4. 29, vs. Norfolk State (Nov. 14, 2015)
5. 28, vs. Alabama (Jan. 30, 2016)  
28, vs. NC A&T (Dec. 30, 2014)  
28, vs. Mississippi State (March 6, 2013)  
28, at LSU (Jan. 16, 2013)

### Most Free Throws Attempted

1. 63, vs. Memphis (Jan. 2, 2016)
2. 50, vs. Alabama (Feb. 7, 2017)  
46, vs. Alabama (Jan. 30, 2016)
4. 42, vs. Norfolk State (Nov. 14, 2015)
5. 41, vs. Mississippi State (Jan. 26, 2016)  
41, vs. Arkansas (March 13, 2014)

### Highest Free Throw Percentage (min. 10 attempts)

1. 93.8 (15-16) vs. Holy Cross (Nov. 13, 2016)
2. 93.3 (14-15) vs. Tennessee (Jan. 20, 2015)
3. 92.9 (13-14) at Georgia (Feb. 17, 2015)
4. 92.3 (12-13) at Tennessee (March 7, 2015)
5. 86.4 (19-22) at Florida (Feb. 21, 2017)

### Most Offensive Rebounds

1. 26, vs. Vanderbilt (Feb. 13, 2014)
2. 24, at St. John's (Nov. 29, 2012)
3. 23, vs. Alabama (Feb. 7, 2017)
4. 21, vs. Akron (Nov. 23, 2014)  
21, at Mississippi State (March 8, 2014)  
21, at Clemson (Nov. 17, 2013)

### Most Defensive Rebounds

1. 38, vs. Oklahoma State (Dec. 6, 2014)  
38, vs. Longwood (Nov. 9, 2013)
3. 37, vs. Limestone (Dec. 27, 2017)  
35, vs. Memphis (Jan. 2, 2016)
5. 34, vs. Vanderbilt (Jan. 9, 2016)  
34, vs. Western Carolina (Nov. 30, 2015)

### Most Total Rebounds

1. 53, vs. Memphis (Jan. 2, 2016)
2. 52, vs. Limestone (Dec. 27, 2017)  
52, vs. Alabama (Feb. 7, 2017)
4. 51, vs. Mississippi State (Jan. 26, 2016)  
51, vs. Western Carolina (Nov. 30, 2015)

### Most Personal Fouls

1. 33, at Georgia (Feb. 22, 2014)
2. 32, vs. Illinois State (Nov. 16, 2017)  
32, vs. Marshall (Dec. 30, 2013)
4. 31, at Texas A&M (Jan. 15, 2014)
5. 30, at Memphis (Dec. 30, 2016)  
30, at Auburn (Feb. 26, 2014)

### Most Points

1. 98, vs. Auburn (Jan. 24, 2017)
2. 94, vs. LSU (Feb. 10, 2016)  
94, vs. Hofstra (Nov. 22, 2015)
4. 93, vs. Marquette (March 17, 2017)
5. 92, vs. SC State (Nov. 18, 2016)  
92, vs. Lipscomb (Nov. 27, 2015)  
92, vs. Marshall (Dec. 30, 2013)

### Fewest Points

1. 36, at Florida (Jan. 30, 2012)
2. 43, at Kentucky (Feb. 14, 2015)  
43, vs. Kentucky (Jan. 24, 2015)
4. 44, vs. Tennessee (March 14, 2014)
5. 46, vs. Florida (March 4, 2014)  
46, vs. LSU (Feb. 14, 2013)

### Most Assists

1. 25, vs. High Point (March 15, 2016)
2. 24, vs. Lipscomb (Nov. 27, 2015)
3. 23, vs. Auburn (Jan. 24, 2017)
4. 22, at FIU (Nov. 27, 2017)  
22, at Texas A&M (Feb. 6, 2015)  
22, vs. Rider (Nov. 19, 2012)

### Fewest Turnovers

1. 5, vs. Gonzaga (April 1, 2017)  
6, vs. Texas A&M (Jan. 7, 2017)  
6, vs. Kentucky (March 1, 2014)
4. 7, at Georgia (Jan. 13, 2018)  
7, at USF (Dec. 17, 2016)  
7, vs. Mississippi State (Feb. 28, 2015)  
7, at Georgia (Feb. 17, 2015)  
7, vs. Georgia (Feb. 22, 2014)  
7, vs. Akron (Dec. 28, 2013)  
7, at Kentucky (Feb. 5, 2013)  
7, vs. Vanderbilt (Jan. 19, 2013)

### Most Blocks

1. 10, vs. Lander (Dec. 27, 2016)  
10, vs. High Point (March 15, 2016)  
10 vs. UNC Asheville (Nov. 26, 2014)

4. 9, vs. SC State (Nov. 18, 2016)  
9, at Georgia (Feb. 2, 2016)  
9, vs. Drexel (Dec. 15, 2015)  
9, vs. Coker (Dec. 21, 2014)

### Most Steals

1. 13, vs. FIU (Dec. 4, 2016)  
13, vs. Francis Marion (Dec. 30, 2015)  
13, at Marshall (Dec. 1, 2014)
4. 12, at Tennessee (Jan. 11, 2017)  
12, vs. Syracuse (Nov. 26, 2016)  
12, vs. USF (Dec. 5, 2015)  
12, vs. Lipscomb (Nov. 27, 2015)  
12, vs. Ole Miss (March 12, 2015)  
12, vs. UNC Asheville (Nov. 26, 2014)

### Most Points By Opponent

1. 97, at Georgia (Jan. 22, 2014)
2. 90, vs. Alabama (Feb. 7, 2017)  
90, vs. Missouri (Feb. 28, 2013)
4. 89, vs. Kentucky (Feb. 13, 2016)  
89, at St. John's (Nov. 29, 2012)

### Fewest Point By Opponent

1. 44, vs. Longwood (Nov. 9, 2013)
2. 45, vs. Limestone (Dec. 27, 2017)  
45, vs. Akron (Dec. 28, 2013)  
45, vs. Cornell (Nov. 20, 2014)  
45, vs. Clemson (Dec. 19, 2014)

### Most Field Goals Made By Opponent

1. 33, at St. John's (Nov. 29, 2012)
2. 32, vs. Missouri (Feb. 28, 2013)
3. 31, vs. Kentucky (Feb. 13, 2016)
4. 30, at Alabama (Jan. 9, 2018)  
30, vs. Arkansas (Feb. 15, 2017)  
30, vs. Alabama (Feb. 7, 2017)  
30, vs. Georgia Tech (March 21, 2016)  
30, vs. Arkansas (March 5, 2015)

### Fewest Field Goals Made By Opponent

1. 10, vs. Michigan (Nov. 23, 2016)
2. 11, vs. Georgia (Jan. 31, 2015)
3. 13, vs. Limestone (Dec. 27, 2017)  
13, vs. Akron (Dec. 28, 2013)  
13, vs. Longwood (Nov. 9, 2013)

### Highest Opponent Field Goal Percent

1. 69.6 (32-46) vs. Missouri (Feb. 28, 2013)
2. 61.4 (27-44) at Kentucky (Feb. 5, 2013)
3. 58.8 (30-51) at Alabama (Jan. 9, 2018)
4. 58.5 (24-41) vs. Auburn (Jan. 12, 2013)
5. 58.3 (28-48) at Kentucky (Jan. 21, 2017)

### Most Rebounds By Opponent

1. 62, vs. Alabama (Feb. 7, 2017)
2. 49, vs. Seton Hall (Dec. 12, 2016)  
49, vs. LSU (Feb. 14, 2013)
4. 47, at Georgia (Feb. 23, 2013)
5. 46, five times

### Fewest Rebounds By Opponent

1. 16, vs. Holy Cross (Nov. 13, 2016)
2. 20, vs. NC A&T (Dec. 30, 2014)
3. 22, vs. Drexel (Dec. 15, 2015)  
22, vs. Morgan State (Nov. 16, 2012)
5. 23, vs. Hofstra (Nov. 22, 2015)  
23, vs. Alabama (Jan. 13, 2015)  
23, vs. Manhattan (Dec. 22, 2012)  
23, vs. Rider (Nov. 19, 2012)



# ON THE BENCH



## > **PERRY CLARK, ASSISTANT COACH**

- > Fifth season on staff at South Carolina
- > Former head coach at Tulane, Miami (Fla.) and Texas A&M-Corpus Christi
- > Has over 30 years of coaching experience
- > Has coached 19 players who were drafted or have gone on to play in the NBA, including Gamecock Sindarius Thornwell



## > **CHUCK MARTIN, ASSISTANT COACH**

- > Is in his first season on staff at Carolina after serving as an assistant for the past three seasons at Indiana
- > Has over 15 years of coaching experience at the Division I level
- > Was the head coach at Marist for five years (2008-13)
- > Played collegiately at Champlain Junior College, before finishing his career at Monmouth



## > **BRUCE SHINGLER, ASSISTANT COACH**

- > Is in his second season on staff with the Gamecocks
- > Prior to time at Carolina, was an assistant for four seasons at Towson
- > Played collegiately at St. Augustine's College
- > Prior to time in college, coached AAU, sending over 40 of his players to Division I institutions



## > **ANDY ASSALEY, DIRECTOR OF OPERATIONS**

- > Enters his sixth season at Carolina, and his 11th season with Martin
- > Has over 20 years of experience working in college basketball
- > A graduate of Cincinnati



## > **SCOTT GREENAWALT, STRENGTH AND CONDITIONING COACH**

- > Enters his sixth season with the Gamecocks and his 11th with Martin
- > Has coached over 10 all-conference players, including Michael Beasley (Kansas State) and Sindarius Thornwell (Carolina)
- > Has helped train numerous professional athletes, such as Kevin Youkilis, former MLB player
- > Played football at Muskingum College in Ohio



## > **MARK RODGER, ATHLETIC TRAINER**

- > In his 12th season with the Gamecocks
- > Native of Berlin, Germany, and a graduate of the University of Buffalo




## > **DOUG EDWARDS, DIRECTOR OF PLAYER DEVELOPMENT**

- > Is in his sixth season on staff at Carolina
- > Former standout at Florida State, and was the 15th overall pick in the 1993 NBA Draft by the Atlanta Hawks
- > Brother, Allen, is the head coach at Wyoming



## > **JAY GIBBONS, VIDEO COORDINATOR**

- > Enters his third season on staff with the Gamecocks
- > Prior to his time at Carolina, was an assistant coach at Savannah State
- > Played collegiately at Clayton State, where he helped his team reach two NCAA D-II Final Four's



**JARETT  
GERALD**

Special Asst. to  
the Head Coach



**DUSHAWN  
DAVIS**

Director of  
Social Media



**JOHN  
REYNOLDS**

Administrative  
Assistant




**BRIAN  
STEELE**

Graduate  
Student  
Manager



**TEMARCUS  
BLANTON**

Student  
Assistant  
Coach



**JUSTIN  
MCKIE**


Student  
Assistant  
Coach




**EMILY  
MILES**

Director of  
Communications and  
Public Relations





**73**



**52**

**GAME 1 (1-0)**  
Spartanburg, S.C.  
Jerry Richardson Indoor Stadium  
Nov. 10, 2017  
*2017-18 Season Opener*


**SPARTANBURG, S.C. (AP)** - Maik Kotsar had 13 points and Frank Booker added 12 off three 3-pointers in a 73-52 rout of Wofford - the Gamecocks' 17th straight opening-game victory Friday night.

South Carolina (1-0) spoiled the debut of Wofford's glittering Jerry Richardson Indoor Stadium, a 3,400-seat arena funded by Richardson, owner of the Carolina Panthers and a Wofford alumnus.

Wofford (0-1) kept things tight most of the first half and trailed 25-22 on Derrick Brooks' jumper with 3:15 left in the opening half. That's when the Gamecocks took control with a 20-2 run that spanned both periods. Booker and fellow first-year player Wesley Myers had 3s in the run. When Hassani Gravett closed the surge with one more 3, South Carolina led 45-24.

Freshman Felipe Haase and graduate transfer Myers added 10 points each for the Gamecocks, who returned just two starters from the team that that made it to the program's first Final Four a year ago. Chris Silva, along with Kotsar, the only starters back from the NCAA Tournament run, had nine points and a team-best 10 rebounds.

Fletcher Magee had 17 points, 15 in the opening half, to lead Wofford.



**GAME 1**

**Official Basketball Box Score - Game Totals - Final Statistics**  
**South Carolina vs Wofford**  
**11/10/17 7:00 PM at Spartanburg, S.C.**

**South Carolina 73 • 1-0**

#	Player	FG-FGA	FG-FGA	FT-FTA	Off Def Tot	PF	TP	A	To	Bk	Stl	Min
02	GRAVETT, Hassani	* 2-7	1-2	0-0	0 2 2	0	5	3	0	0	0	25
05	BOOKER, Frank	* 4-6	3-5	1-2	0 0 0	1	12	0	0	0	1	25
10	MINAYA, Justin	* 2-5	1-2	1-1	2 2 4	1	6	2	2	1	0	24
21	KOTSAR, Maik	* 5-10	0-1	3-4	2 1 3	3	13	4	1	0	1	25
30	SILVA, Chris	* 2-5	0-1	5-6	3 7 10	3	9	2	5	2	0	19
06	BEATTY, David	* 2-6	2-4	0-0	0 0 0	2	6	2	1	0	0	19
12	HOLDEN, Kory	* 1-2	0-1	0-0	1 1 2	3	2	2	0	0	0	8
13	GUEYE, Khadim	* 0-0	0-0	0-0	2 2 4	2	0	0	2	0	0	10
14	HAASE, Felipe	* 4-6	2-3	0-1	1 4 5	2	10	0	0	0	0	23
17	FAMOUKE DOUMBIA, I.	* 0-1	0-0	0-0	2 2 0	0	0	0	0	0	0	2
25	MYERS, Wesley	* 3-6	2-4	2-2	0 3 3	0	10	2	2	0	1	17
20	CORCHIANI, Tommy	* 0-0	0-0	0-0	0 0 0	0	0	0	0	0	0	1
33	CUDD, Jason	* 0-0	0-0	0-0	0 0 0	0	0	0	0	0	0	1
	Team				1 4 5							
	Totals	25-54	11-23	12-16	12 28 40	17	73	17	14	3	5	200

FG % 1st Half: 11-27 40.7% 2nd half: 14-27 51.9% Game: 25-54 46.3%

3FG % 1st Half: 7-14 50.0% 2nd half: 4-9 44.4% Game: 11-23 47.8%

FT % 1st Half: 4-5 80.0% 2nd half: 8-11 72.7% Game: 12-16 75.0%

**Wofford 52 • 0-1**

#	Player	FG-FGA	FG-FGA	FT-FTA	Off Def Tot	PF	TP	A	To	Bk	Stl	Min
03	Fletcher Magee	* 7-17	3-9	0-0	0 3 3	1	17	0	2	0	0	37
10	Nathan Hoover	* 2-7	1-4	4-5	0 1 1	0	9	0	0	0	0	29
31	Donovan Theme-Love	* 0-2	0-1	0-0	0 0 0	1	0	1	4	0	0	19
30	Cameron Jackson	* 3-7	0-1	3-6	3 6 9	4	9	0	2	0	1	27
24	Keve Aluma	* 3-7	2-2	4-4	2 5 7	4	12	2	0	0	0	29
01	Derrick Brooks	* 1-3	0-1	0-0	0 1 1	4	2	0	4	0	0	19
05	Storm Murphy	* 1-4	0-0	1-1	0 0 0	0	3	4	0	0	0	21
12	Trishon Lowery	* 0-0	0-0	0-0	0 0 0	0	0	0	0	0	0	1
21	Dray Hollowell	* 0-2	0-1	0-0	0 0 0	1	0	0	0	0	0	8
24	Keve Aluma	* 0-0	0-0	0-0	0 1 1	1	0	0	1	0	0	10
	Team				3 3 6							
	Totals	17-49	6-19	12-16	8 20 28	16	52	7	13	0	3	200

FG % 1st Half: 10-28 35.7% 2nd half: 7-21 33.3% Game: 17-49 34.7%

3FG % 1st Half: 3-9 33.3% 2nd half: 3-10 30.0% Game: 6-19 31.6%


FT % 1st Half: 1-3 33.3% 2nd half: 11-13 84.6% Game: 12-16 75.0%

Officials: Karl Hess, Steven Anderson, Rusty Phillips


Technical fouls: South Carolina-None. Wofford-None.

Attendance: 3400

Score by periods	1st	2nd	Total
South Carolina	33	40	73
Wofford	24	28	52



**78**



**60**

**GAME 2 (2-0)**  
Columbia, S.C.  
Colonial Life Arena  
Nov. 13, 2017  
*Final Four banner unveiled pre-game*

**COLUMBIA, S.C. (AP)** - South Carolina doubled down on a season opening victory, claiming a 78-60 home win Monday night over Western Michigan in its second encounter.

The Gamecocks managed to get a bit of breathing room late in the first half, opening a nine-point lead at the break. They remained on top throughout the second half, gradually increasing the lead.


The inside duo of Chris Silva and Maik Kotsar dominated action inside, allowing USC to connect on 26 of 57 field goals, while holding Western Michigan to 21 of 58.

Despite its statistical dominance, South Carolina watched a 17-point lead cut to nine with 7:50 remaining. The Gamecocks had an answer for each Western Michigan run, however.

While the inside duo was responsible for obtaining the lead, point guard Hassani Gravett hit three late 3-pointers to allow South Carolina's advantage to grow to as much as 19.

He led the Gamecocks in scoring with 15. Frank Booker followed with 14, while Silva and Kotsar each scored 10 and hauled in a combined 13 rebounds.

Western Michigan's Thomas Wilder led all scorers with 21, earning most of his points driving to the basket. Bryce Moore and Josh Davis followed with 12 and 11 points respectively.



**GAME 2**

**Official Basketball Box Score - Game Totals - Final Statistics**  
**Western Michigan vs South Carolina**  
**11/13/17 8 p.m. ET at Columbia, S.C. (Colonial Life Arena)**

**Western Michigan 60 • 1-1**

#	Player	FG-FGA	FG-FGA	FT-FTA	Off Def Tot	PF	TP	A	To	Bk	Stl	Min
23	JONES, Reoqee	* 3-11	1-6	0-0	0 1 1	2	7	4	1	2	1	22
35	JOHNSON, Brandon	* 1-4	0-1	0-0	1 1 2	5	2	0	0	0	0	12
50	DUGAN, Seth	* 3-5	0-0	0-0	1 4 5	1	6	1	3	0	0	27
06	MOORE, Bryce	* 2-6	2-4	4-8	0 1 1	2	10	2	3	0	3	30
10	WILDER, Thomas	* 8-16	1-3	6-10	0 3 3	1	23	4	0	0	6	33
01	FLOWERS, Michael	* 0-2	0-1	0-0	0 0 0	0	0	0	0	0	0	5
02	MCDERMED, Kyle	* 0-0	0-0	0-0	0 0 0	0	0	0	0	0	0	2
03	DAVIS, Josh	* 4-6	1-2	2-2	4 4 8	5	11	0	1	3	0	20
04	PRINITY, Jared	* 0-0	0-0	0-0	0 0 0	1	0	0	0	0	0	6
12	RANDALL, Jarrin	* 0-3	0-3	1-3	0 0 0	1	0	0	0	0	0	4
24	IKONGSHUL, Adida	* 0-2	0-0	0-0	1 2 3	5	0	1	1	0	0	14
30	WHITENS, Jason	* 0-1	0-1	0-0	0 0 0	0	0	0	0	0	0	2
32	CLIFFORD, TJ	* 0-0	0-0	0-0	0 0 0	0	0	0	0	0	0	2
42	LAMONT, Drake	* 0-2	0-0	0-2	0 6 6	2	0	0	1	0	1	21
	Team				1 2 3							
	Totals	21-58	5-21	13-25	8 24 32	24	60	12	11	6	10	200

FG % 1st Half: 10-27 37.0% 2nd half: 11-31 35.5% Game: 21-58 36.2%

3FG % 1st Half: 3-12 25.0% 2nd half: 2-9 22.2% Game: 5-21 23.8%

FT % 1st Half: 6-11 54.5% 2nd half: 7-14 50.0% Game: 13-25 52.0%

**South Carolina 78 • 2-0**

#	Player	FG-FGA	FG-FGA	FT-FTA	Off Def Tot	PF	TP	A	To	Bk	Stl	Min
10	MINAYA, Justin	* 2-8	0-4	1-3	2 3 5	3	5	2	0	0	0	22
21	KOTSAR, Maik	* 4-10	0-2	2-6	3 3 6	2	10	1	2	1	2	29
30	SILVA, Chris	* 3-5	1-1	3-4	2 8 10	3	10	1	1	1	1	21
02	GRAVETT, Hassani	* 4-5	3-3	4-4	0 4 4	2	15	2	2	0	0	19
05	BOOKER, Frank	* 5-8	3-6	1-3	0 2 2	2	14	0	1	1	0	30
06	BEATTY, David	* 2-7	1-2	2-2	0 0 0	1	7	2	1	0	1	21
01	HOLDEN, Kory	* 3-6	0-0	0-0	0 3 0	6	1	2	0	0	0	12
12	GUEYE, Khadim	* 0-0	0-0	0-0	0 0 0	0	0	0	0	0	0	4
13	HAASE, Felipe	* 1-3	1-3	4-6	2 7 9	2	7	3	2	0	0	25
17	FAMOUKE DOUMBIA, I.	* 0-0	0-0	0-0	0 0 0	0	0	0	0	0	0	2
15	MYERS, Wesley	* 2-5	0-1	0-0	0 2 2	2	4	0	1	0	0	12
25	SCHMITT, Christian	* 0-0	0-0	0-0	0 0 0	0	0	0	0	0	0	1
33	CUDD, Jason	* 0-0	0-0	0-0	0 0 0	1	0	0	1	0	0	2
	Team				4 1 5							
	Totals	26-57	9-23	17-28	13 33 46	18	78	12	14	3	4	200

FG % 1st Half: 13-30 43.3% 2nd half: 13-27 48.1% Game: 26-57 45.6%

3FG % 1st Half: 4-10 40.0% 2nd half: 5-13 38.5% Game: 9-23 39.1%

FT % 1st Half: 8-12 66.7% 2nd half: 9-16 56.3% Game: 17-28 60.7%

Officials: Chuck Jones, Terry Moore, Rob Rorke

Technical fouls: Western Michigan-None. South Carolina-None.


Attendance: 12136

Unbracketed game of the Puerto Rico Tip-Off at Myrtle Beach

Score by periods	1st	2nd	Total
Western Michigan	29	31	60
South Carolina	38	40	78



**65**



**69**

**GAME 3 (2-1)**  
Conway, S.C.  
HTC Center  
Nov. 16, 2017  
*Puerto Rico Tip-Off at Myrtle Beach*


**CONWAY, S.C. (AP)** - Milik Yarbrough had 18 points, six rebounds and six assists to help Illinois State beat South Carolina 69-65 in Thursday's opening game of the relocated Puerto Rico Tip-Off.

Keyshawn Evans added 17 points for the Redbirds (1-1), who frustrated the cold-shooting Gamecocks with their active zone defense and never trailed. Illinois State shot just 36 percent, but made 28 free throws - with 14 from Yarbrough.

Illinois State led by as many as 12 points before halftime and saw the Gamecocks rally to twice tie it before holding on down the stretch. Evans hit a free throw with 4 seconds left to make it a two-possession game and seal the win.

Hassani Gravett had 10 points, nine rebounds and five assists for the Gamecocks (2-1), who shot just 30 percent.

The tournament was set for the coastal city of Fajardo, Puerto Rico, but damage from Hurricane Maria forced it to Coastal Carolina in Conway.



**GAME 3**

**Official Basketball Box Score - Game Totals - Final Statistics**  
**Illinois State vs South Carolina**  
**11/16/17 11:30 AM ET at HTC Center (Conway, SC)**

**Illinois State 69 • 1-1**

#	Player	FG-FGA	FG-FGA	FT-FTA	Off Def Tot	PF	TP	A	To	Bk	Stl	Min
32	Bruninga, Taylor	* 1-3	1-3	2-2	0 0 0	5	5	0	0	0	0	19
03	Evans, Keyshawn	* 3-10	3-6	8-11	0 4 4	1	17	3	3	0	2	32
05	Hein, Matt	* 1-2	0-1	0-0	0 1 1	0	2	0	0	0	0	23
23	Tinsley, William	* 2-9	0-4	1-2	0 6 6	4	5	1	0	1	0	19
25	Williams, Madison	* 3-8	1-2	0-0	0 5 5	2	7	2	2	0	3	27
00	Gassman, Isaac	* 0-1	0-0	1-2	1 3 4	0	1	0	0	0	0	15
10	Fayne, Phil	* 6-11	0-0	2-5	4 6 10	4	14	0	3	1	2	34
24	Martin, Jerron	* 0-1	0-0	0-0	0 0 0	0	0	0	0	0	0	5
52	Yarbrough, Milik	* 2-5	0-0	14-17	0 6 6	4	18	6	6	0	0	26
	Team				0 6 6							
	Totals	18-50	5-16	28-39	5 37 42	20	69	13	14	2	8	200

FG % 1st Half: 8-22 36.4% 2nd half: 10-28 35.7% Game: 18-50 36.0%

3FG % 1st Half: 2-6 33.3% 2nd half: 3-10 30.0% Game: 5-16 31.3%

FT % 1st Half: 14-19 73.7% 2nd half: 14-18 77.8% Game: 28-39 71.8%

**South Carolina 65 • 2-1**

#	Player	FG-FGA	FG-FGA	FT-FTA	Off Def Tot	PF	TP	A	To	Bk	Stl	Min
10	MINAYA, Justin	* 2-9	1-5	4-6	3 5 8	4	9	1	1	0	0	24
21	KOTSAR, Maik	* 3-6	0-0	1-2	2 4 6	5	7	1	4	0	2	22
30	SILVA, Chris	* 0-1	0-0	10-14	2 4 6	5	10	1	2	3	0	17
02	GRAVETT, Hassani	* 3-13	2-0	2-4	0 9 9	2	10	5	1	0	0	33
05	BOOKER, Frank	* 3-10	3-10	1-2	0 4 4	2	10	4	2	0	0	28
06	BEATTY, David	* 2-6	1-2	2-2	0 2 2	5	7	0	0	0	0	15
01	HOLDEN, Kory	* 0-2	0-0	0-0	0 0 0	3	0	1	2	0	0	7
12	GUEYE, Khadim	* 0-0	0-0	0-0	0 0 0	1	0	0	0	0	0	5
14	HAASE, Felipe	* 2-6	1-1	0-0	0 4 4	2	5	0	1	1	1	29
17	FAMOUKE DOUMBIA, I.	* 1-1	0-0	0-0	0 0 0	2	2	0	0	0	0	5
15	MYERS, Wesley	* 2-7	1-4	0-0	0 1 1	5	0	1	0	0	0	15
	Team				5 0 5							
	Totals	18-61	9-32	20-30	12 33 45	32	65	14	13	4	3	200

FG % 1st Half: 7-30 23.3% 2nd half: 11-31 35.5% Game: 18-61 29.5%

3FG % 1st Half: 3-14 21.4% 2nd half: 6-18 33.3% Game: 9-32 28.1%

FT % 1st Half: 6-12 50.0% 2nd half: 14-18 77.8% Game: 20-30 66.7%

Officials: Les Jones, Mark Schnur, Jeff Malham

Technical fouls: Illinois State-Yarbrough, Milik. South Carolina-None.

Attendance: 700

Game 1 of the Puerto Rico Tip-Off at Myrtle Beach

Score by periods	1st	2nd	Total
Illinois State	32	37	69
South Carolina	23		



80

56

**GAME 4 (3-1)**  
Conway, S.C.  
HTC Center  
Nov. 17, 2017  
*Puerto Rico Tip-Off at Myrtle Beach*

**CONWAY, S.C. (AP)** - Chris Silva scored 15 points and South Carolina had a dominating first-half performance to beat UTEP 80-56 in Friday's consolation bracket of the relocated Puerto Rico Tip-Off.

The Gamecocks (3-1) struggled in Thursday's loss to Illinois State, but they were much sharper against the Miners (1-2). They built a double-digit lead in the first 6 minutes and shot 55 percent in the first half, leading 50-24 by the break and by 32 after halftime.

Matt Willms scored 18 points for UTEP, which hit shots early but undercut any momentum with a constant stream of turnovers. UTEP committed 16 turnovers in the first half, leading to 21 points for the Gamecocks, and finished with 23.

The Miners lost leading scorer and rebounder Keith Frazier to a first-half injury. He appeared to land on a close-out defender on a 3-pointer and came up grabbing his right ankle with 2:25 left.

79

66

**GAME 5 (4-1)**  
Conway, S.C.  
HTC Center  
Nov. 19, 2017  
*Martin's 100th win at Carolina*

**CONWAY, S.C. (AP)** - South Carolina started the relocated Puerto Rico Tip-Off with a clunker. Coach Frank Martin could at least feel better about the way the Gamecocks finished it in the fifth-place game.

Wesley Myers and Chris Silva each scored 14 points, while South Carolina took control after halftime to beat Western Michigan 79-66 on Sunday.

The Gamecocks (4-1) started slow and trailed 13-2 before leading 35-34 at the break. They took over by running off 14 unanswered points during a 17-1 run while holding Western Michigan (2-3) without a basket for nearly 8 1/2 minutes.

That turned a one-point edge into a 57-40 margin on Kory Holden's 3-pointer with 10:02 left, a margin that stayed in double figures the rest of the game for Martin's 100th career win at South Carolina.

"There was a trophy for the team that won at the end, and anytime there's a trophy in place, you want to play for it," Martin said. "We're disappointed we didn't get that opportunity. But once that first game went away and that was no longer an option, then the goal is about your team to continuing to get better because you want your team playing its best in March."

The defensive performance included harassing the Broncos into 22 turnovers that led to 28 points for the Gamecocks, with a tournament-record 10 turnovers coming from Western Michigan leading scorer Thomas Wilder.

It helped that it was the second time the Gamecocks had seen Western Michigan this week. They won 78-60 at home Monday, then won in Conway after the tournament was relocated due to hurricane damage in Puerto Rico.

"I was real happy with the defensive adjustments that our guys executed today," Martin said. "We didn't get back-cut, we sat on some stuff they ran against us when they got layups, so the guys defensively were sharp on that."

Wilder scored 15 points to lead Western Michigan, while Bryce Moore tied a career-high with four 3-pointers and scored 14 points.

"Good physical effort - lost the ball game in an 8-minute stretch," Broncos coach Steve Hawkins said. "That's kind of what it came down to there."

**GAME 4**

Official Basketball Box Score -- Game Totals -- Final Statistics  
**South Carolina vs UTEP**  
11/17/17 10:30 AM ET at HTC Center (Conway, SC)

**South Carolina 80 • 3-1**

##	Player	Total	3-Ptr	Rebounds	PF	TP	A	T	Bk	Stl	Min			
FG-FGA	FG-FGA	FT-FTA	Off	Def	Total									
19	MINAYA, Justin	r 4-7	3-5	3-4	2	1	3	1	4	3	3	0	1	28
21	KOTSAR, Maik	r 6-10	1-2	1-2	1	1	2	3	14	0	0	0	2	20
30	SILVA, Chris	r 3-8	1-2	8-9	3	4	7	4	15	1	4	2	1	23
02	GRAVETT, Hassani	g 3-6	0-1	0-0	1	3	4	2	6	9	4	0	1	21
05	BOOKER, Frank	g 2-6	1-4	2-2	0	2	2	1	7	1	4	0	0	25
00	BEATTY, David	g 1-5	0-3	0-0	0	2	2	0	2	2	0	0	1	15
11	HOLDEN, Kory	g 4-5	1-2	2-4	0	0	0	1	11	2	1	0	0	16
12	GUEYE, Khadim	0-0	0-0	0-0	0	0	0	1	0	0	0	0	0	2
13	HAASE, Felipe	3-7	1-3	0-0	2	5	7	2	7	0	0	0	1	24
14	FAMOUKE DOUMBIA, I.	0-0	0-0	0-0	0	0	0	1	0	0	0	0	0	3
15	MYERS, Wesley	1-2	0-1	0-0	0	3	3	1	2	1	1	0	1	14
23	SCHMITT, Christian	0-1	0-1	0-0	0	0	0	0	0	0	0	0	0	3
33	CUDD, Jason	0-1	0-0	2-2	1	2	3	3	2	0	0	0	0	6
Team					3	0	3							
Totals		27-58	8-24	18-23	13	23	36	20	80	19	17	2	8	200

FG % 1st Half: 17-31 54.8% 2nd half: 10-27 37.0% Game: 27-58 46.6%  
3FG % 1st Half: 5-13 38.5% 2nd half: 3-11 27.3% Game: 8-24 33.3%  
FT % 1st Half: 11-13 84.6% 2nd half: 7-10 70.0% Game: 18-23 78.3%

**UTEP 56 • 1-2**

##	Player	Total	3-Ptr	Rebounds	PF	TP	A	T	Bk	Stl	Min			
FG-FGA	FG-FGA	FT-FTA	Off	Def	Total									
01	THOMAS, Paul	r 0-3	0-1	2-2	0	0	0	4	2	2	1	0	0	14
14	WILLMS, Matt	c 6-10	0-0	6-9	2	4	6	3	18	1	3	1	0	32
02	HARRIS, Omega	g 4-7	1-2	1-2	0	4	4	3	10	3	4	0	2	25
03	GLYARD, Evan	g 2-4	1-2	2-2	0	0	0	1	7	2	5	0	3	22
25	FRAZIER, Keith	g 3-5	1-3	0-0	0	1	1	1	7	2	1	0	0	14
04	SMITH, Tirus	0-4	0-0	1-2	1	4	5	1	1	0	2	0	1	13
05	WADE, Trey	3-6	1-3	0-1	1	1	2	3	7	1	0	4	0	23
11	FLAGGERT, Jake	0-0	0-0	0-0	0	0	0	2	0	0	0	0	0	12
14	OSBORNE, Isaiah	1-4	1-2	1-2	0	2	2	1	4	0	1	1	1	24
15	MAGEE, Kobe	0-1	0-0	0-0	0	2	2	0	0	0	1	0	0	15
20	TOUCHET, Trey	0-1	0-0	0-0	0	0	0	1	1	3	0	0	0	6
Team					2	3	5							
Totals		19-45	5-13	13-20	6	21	27	24	56	12	23	6	8	200

FG % 1st Half: 9-21 42.9% 2nd half: 10-24 41.7% Game: 19-45 42.2%  
3FG % 1st Half: 3-8 37.5% 2nd half: 2-5 40.0% Game: 5-13 38.5%  
FT % 1st Half: 3-5 60.0% 2nd half: 10-15 66.7% Game: 13-20 65.0%

Officials: Kelly Self, Lee Cassell, Jose Carrion  
Technical fouls: South Carolina-None. UTEP-None.  
Attendance: 987  
Game 5 of the Puerto Rico Tip-Off at Myrtle Beach

**GAME 5**

Official Basketball Box Score -- Game Totals -- Final Statistics  
**South Carolina vs Western Michigan**  
11/19/17 2:00 PM ET at HTC Center (Conway, SC)

**South Carolina 79 • 4-1**

##	Player	Total	3-Ptr	Rebounds	PF	TP	A	T	Bk	Stl	Min			
FG-FGA	FG-FGA	FT-FTA	Off	Def	Total									
10	MINAYA, Justin	r 4-9	1-4	0-0	1	2	3	1	9	0	2	2	1	33
21	KOTSAR, Maik	r 3-7	0-0	0-3	1	3	4	3	6	0	1	1	2	29
30	SILVA, Chris	r 4-5	0-0	6-8	3	2	5	3	14	2	0	0	1	25
02	GRAVETT, Hassani	g 2-8	1-4	4-8	0	5	5	1	9	6	2	0	0	27
05	BOOKER, Frank	g 4-10	3-9	0	0	0	0	0	11	0	2	0	2	19
00	BEATTY, David	0-1	0-1	0-0	1	0	1	2	0	1	1	0	0	5
11	HOLDEN, Kory	1-3	1-1	3-4	1	0	1	3	6	1	0	0	0	9
13	HAASE, Felipe	3-5	2-4	2-2	1	4	5	3	10	1	2	0	1	26
15	MYERS, Wesley	5-9	0-1	4-5	0	5	5	2	14	2	2	0	1	27
Team					4	0	4							
Totals		26-57	8-24	19-30	12	21	33	19	79	13	12	3	8	200

FG % 1st Half: 14-28 50.0% 2nd half: 12-29 41.4% Game: 26-57 45.6%  
3FG % 1st Half: 4-10 40.0% 2nd half: 4-14 28.6% Game: 8-24 33.3%  
FT % 1st Half: 3-10 30.0% 2nd half: 16-20 80.0% Game: 19-30 63.3%

**Western Michigan 66 • 2-3**

##	Player	Total	3-Ptr	Rebounds	PF	TP	A	T	Bk	Stl	Min			
FG-FGA	FG-FGA	FT-FTA	Off	Def	Total									
03	DAVIS, Josh	r 2-7	1-3	3-4	1	5	6	4	8	2	1	0	2	28
35	JOHNSON, Brandon	r 2-5	0-0	0-0	1	4	5	4	4	0	2	0	0	28
10	MOORE, Bryce	c 1-2	0-1	1-2	2	2	4	3	3	2	1	0	0	18
00	MOORE, Bryce	g 4-10	4-9	2-2	0	1	1	2	34	1	1	0	0	34
10	WILDER, Thomas	g 5-7	0-1	5-7	1	2	3	4	15	3	10	1	3	34
01	FLOWERS, Michael	3-6	2-3	2-2	0	0	0	2	10	0	2	0	0	16
23	JONES, Reggie	2-4	1-4	0-0	0	0	2	2	0	5	1	3	0	17
24	IKONGSHUL, Adida	0-0	0-0	0-0	0	3	3	1	0	0	0	0	0	3
42	LAMONT, Drake	2-3	0-0	3-4	0	2	3	4	7	0	2	0	0	22
Team					1	3	4							
Totals		21-44	8-21	16-21	6	24	30	24	66	9	22	1	9	200

FG % 1st Half: 12-24 50.0% 2nd half: 9-20 45.0% Game: 21-44 47.7%  
3FG % 1st Half: 3-9 33.3% 2nd half: 5-12 41.7% Game: 8-21 38.1%  
FT % 1st Half: 7-8 87.5% 2nd half: 9-13 69.2% Game: 16-21 76.2%

Officials: Kipp Kissinger, Jeff Malham, Rick O'Neill  
Technical fouls: South Carolina-None. Western Michigan-DAVIS, Josh.  
Attendance:  
Game 10 of the Puerto Rico Tip-Off at Myrtle Beach  
5th Place Game

78

61

**GAME 6 (5-1)**  
Miami, Fla.  
Ocean Bank Convocation Center  
Nov. 27, 2017  
*Martin's first time coaching at his alma mater*

**MIAMI. (AP)** - Chris Silva scored a career-high 26 points and grabbed 10 rebounds to lead South Carolina to a 78-61 win over FIU on Monday night.

Maik Kotsar scored 16 points, Justin Minaya added 13, and Frank Booker chipped in 12 for South Carolina (5-1) as head coach Frank Martin faced his alma mater for the first time on the road as a head coach. Martin is 3-0 against FIU.

FIU (2-4) was led by Eric Lockett's 21 points.

After hitting a 3 to give the Gamecocks a 38-36 lead going into the break after a wild first half, Booker picked up where he left off, hitting three 3s in the opening minutes of the second half to give South Carolina a 57-38 lead.

Booker's 3 were part of a pivotal 15-0 run that helped lift the Gamecocks to the win.

FIU cut the deficit to 10 points at 68-58 with six minutes left in the game, but were unable to get within single digits.

Both teams played an entertaining first half with each taking a turn at a big run.

South Carolina opened with a 9-0 run capped by an emphatic breakaway dunk by Silva. The Gamecocks' fast start continued, making 9 of their first 11 shots to build a 20-4 lead.

Then, the Golden Panthers went on its run erasing the 16-point deficit with a 27-3 run over the next 8:41.

Trejon Jacob sparked FIU by scoring seven straight points with a layup, a long 3, and a two-handed dunk to cut the deficit to 20-11.

FIU continued its surge and took a 23-22 lead following a 4-point play by Brian Beard Jr. with 8:04 left in the first half. Moments later, Beard Jr. drilled another 3 for a 29-23 advantage.

South Carolina trailed 31-23 before Silva ended the run with a basket.

The Gamecocks committed 12 turnovers and made 1 of 9 shots from the field during the run.

**GAME 4**

Official Basketball Box Score -- Game Totals -- Final Statistics  
**South Carolina vs UTEP**  
11/17/17 10:30 AM ET at HTC Center (Conway, SC)

**South Carolina 80 • 3-1**

##	Player	Total	3-Ptr	Rebounds	PF	TP	A	T	Bk	Stl	Min			
FG-FGA	FG-FGA	FT-FTA	Off	Def	Total									
19	MINAYA, Justin	r 4-7	3-5	3-4	2	1	3	1	4	3	3	0	1	28
21	KOTSAR, Maik	r 6-10	1-2	1-2	1	1	2	3	14	0	0	0	2	20
30	SILVA, Chris	r 3-8	1-2	8-9	3	4	7	4	15	1	4	2	1	23
02	GRAVETT, Hassani	g 3-6	0-1	0-0	1	3	4	2	6	9	4	0	1	21
05	BOOKER, Frank	g 2-6	1-4	2-2	0	2	2	1	7	1	4	0	0	25
00	BEATTY, David	g 1-5	0-3	0-0	0	2	2	0	2	2	0	0	1	15
11	HOLDEN, Kory	g 4-5	1-2	2-4	0	0	0	1	11	2	1	0	0	16
12	GUEYE, Khadim	0-0	0-0	0-0	0	0	0	1	0	0	0	0	0	2
13	HAASE, Felipe	3-7	1-3	0-0	2	5	7	2	7	0	0	0	1	24
14	FAMOUKE DOUMBIA, I.	0-0	0-0	0-0	0	0	0	1	0	0	0	0	0	3
15	MYERS, Wesley	1-2	0-1	0-0	0	3	3	1	2	1	1	0	1	14
23	SCHMITT, Christian	0-1	0-1	0-0	0	0	0	0	0	0	0	0	0	3
33	CUDD, Jason	0-1	0-0	2-2	1	2	3	3	2	0	0	0	0	6
Team					3	0	3							
Totals		27-58	8-24	18-23	13	23	36	20	80	19	17	2	8	200

FG % 1st Half: 17-31 54.8% 2nd half: 10-27 37.0% Game: 27-58 46.6%  
3FG % 1st Half: 5-13 38.5% 2nd half: 3-11 27.3% Game: 8-24 33.3%  
FT % 1st Half: 11-13 84.6% 2nd half: 7-10 70.0% Game: 18-23 78.3%



**UTEP 56 • 1-2**

##	Player	Total	3-Ptr	Rebounds	PF	TP	A	T	Bk	Stl	Min			
FG-FGA	FG-FGA	FT-FTA	Off	Def	Total									
01	THOMAS, Paul	r 0-3	0-1	2-2	0	0	0	4	2	2	1	0	0	14
14	WILLMS, Matt	c 6-10	0-0	6-9	2	4	6	3	18	1	3	1	0	32
02	HARRIS, Omega	g 4-7	1-2	1-2	0	4	4	3	10	3	4	0	2	25
03	GLYARD, Evan	g 2-4	1-2	2-2	0</									







	<b>80</b>
	<b>78</b>

GAME 10 (8-2)	
Columbia, S.C.	
Colonial Life Arena	
Dec. 9, 2017	
<i>Gravett jumper with 6.5 seconds to play</i>	

**COLUMBIA, S.C. (AP)** - Hassani Gravett scored a lay-up, followed by a free throw with 6.5 seconds remaining to give South Carolina an 80-78 victory over Coastal Carolina in Colonial Life Arena on Saturday.

The play allowed the Gamecocks to earn a victory in a game they trailed by as many as five in the second half. They survived Coastal Carolina getting two shots off as time ran out. The win, which improved USC's record to 8-2, was its third straight since returning home.

The loss dropped the Chanticleers to 5-5.

Frank Martin has built his coaching reputation on defense. He has been frustrated that this year's team has not displayed toughness on that side of the court. The Chanticleers exploited South Carolina's defense throughout the first half, connecting on seven of 14 3-point attempts. When Coastal wasn't scoring from long range, its guards managed to beat defenders off the dribble.

The Chanticleers continued to take advantage of USC's defense in the second half, earning its largest lead (69-64) with 7:56 remaining on an Arthur Labinowicz jumper. The Gamecocks pulled within one on several occasions, but appeared unable to regain the lead. USC tied things at 76 with 2:03 remaining on a driving layup by Maik Kotsar.

South Carolina, which trailed in the later stages of the opening 20 minutes, managed to rally and go into the locker room tied at 47. The Gamecocks out-scored Coastal Carolina by 12 on the free throw line.

## GAME 10



Official Basketball Box Score – Game Totals – Final Statistics  
**Coastal Carolina vs South Carolina**  
 12/9/17 12 p.m. ET at Columbia, S.C. (Colonial Life Arena)

**Coastal Carolina 78 • 5-5**

#	Player	Total		3-Ptr		Rebounds		PF	TP	A	TO	Bk	Stl	Min	
		FG	FGA	FG	FGA	FT	FTA								
40	Cuthbertson, Zac	f	5-10	1-2	0-0	2	2	4	3	11	4	2	1	0	34
30	Coleman, Josh	c	0-1	0-0	0-0	0	0	0	5	0	0	0	0	0	8
01	Sanders, Ajay	g	5-9	4-5	0-0	1	3	4	0	14	2	5	1	1	29
05	Shaw, Jaylen	g	6-15	0-2	5-6	1	5	6	2	17	3	3	0	2	33
13	Lindsey, Matt	g	1-6	1-4	0-0	0	1	1	1	3	1	0	0	2	28
00	Brown, Tre		1-2	0-0	0-0	0	4	4	4	2	2	0	0	1	7
02	Labinowicz, Artur		2-8	1-7	4-5	1	1	2	2	9	3	1	0	0	23
15	Bamba, Amidou		1-2	0-0	0-0	1	0	1	4	2	0	0	0	0	13
20	Beck, Demario		8-10	3-4	1-2	3	3	6	4	20	2	3	0	2	25
Team						4	5			1					
Totals			29-63	10-24	10-13	13	20	33	25	78	17	15	2	8	200
FG % 1st Half: 15-29 51.7%      2nd half: 14-34 41.2%      Game: 29-63 46.0%      Deadball Rebounds 4.3															
3FG % 1st Half: 7-14 50.0%      2nd half: 3-10 30.0%      Game: 10-24 41.7%															
FT % 1st Half: 10-13 76.9%      2nd half: 0-0 0.0%      Game: 10-13 76.9%															

**South Carolina 80 • 8-2**

#	Player	FG	FGA	3-Ptr	FG-3A	FT	FTA	Rebounds	PF	TP	A	To	Bk	Stl	Min
10	MINAYA, Justin	f	4-9	3-7	2-2	2	2	4	2	13	1	4	0	1	33
21	KOTSAR, Maik	f	3-7	0-0	0-0	2	2	4	1	6	2	0	1	0	30
30	SILVA, Chris	f	2-5	1-1	10-13	2	7	9	1	15	1	1	3	2	35
02	GRAVETT, Hassani	g	3-9	0-2	3-5	1	0	1	3	9	4	2	0	1	25
05	BOOKER, Frank	g	7-12	3-7	2-4	1	4	5	2	19	3	2	0	2	34
01	HOLDEN, Kory		1-5	0-1	0-0	1	0	1	1	2	3	1	0	0	13
13	HAASE, Felipe		3-4	0-1	1-1	1	4	5	0	7	0	2	0	0	14
15	MYERS, Wesley		1-2	1-1	3-4	1	0	1	2	6	0	1	0	0	11
23	HINSON, Evan		1-2	0-0	1-2	0	0	0	1	3	0	1	0	0	5
Team						1	0								
Totals			25-55	8-20	22-31	12	19	31	13	80	14	14	4	6	200
FG % 1st Half: 14-29 48.3%      2nd half: 11-26 42.3%      Game: 25-55 45.5%      Deadball Rebounds 4.1															
3FG % 1st Half: 6-11 54.5%      2nd half: 2-9 22.2%      Game: 8-20 40.0%															
FT % 1st Half: 13-17 76.5%      2nd half: 9-14 64.3%      Game: 22-31 71.0%															



Officials: Anthony Jordan, Terry Moore, Bart Lenox  
 Technical fouls: Coastal Carolina-None. South Carolina-None.  
 Attendance: 11724  
 Game Time: 1:59

Score by periods	1st	2nd	Total
Coastal Carolina	47	31	<b>78</b>
South Carolina	47	33	<b>80</b>

Last FG - COASTAL 2nd-01:00, SC 2nd-00:06.  
 Largest lead - COASTAL by 5 2nd-08:05, SC by 7 1st-12:50.  
 COASTAL led for 17:13. SC led for 17:54. Game was tied for 01:43.

	In	Off	2nd	Fast	
Points	Paint	T/O	Chance	Break	Bench
COASTA	28	16	14	7	33
SC	24	11	10	2	18

Score tied - 8 times.  
 Lead changed - 8 times.

	<b>48</b>
	<b>64</b>

GAME 11 (8-3)	
Clemson, S.C.	
Littlejohn Coliseum	
Dec. 19, 2017	
<i>168th meeting all-time</i>	

**CLEMSON, S.C.** - Marquise Reed poured in a career-high 25 points, 18 of them coming in the second half, to help lead Clemson (10-1) to a 64-48 victory over in-state rival South Carolina (8-3) Tuesday night at Littlejohn Coliseum.

The game was back-and-forth for much of the first half, but the Tigers pushed in front thanks to four Reed 3s midway in the second half. The Gamecocks were unable to find their rhythm offensively, shooting just 35 percent (19-of-54) from the field.

Chris Silva led Carolina with 12 points and nine rebounds. Wesley Myers, who played a season-high 31 minutes, scored 10 points off the bench.

Gabe DeVoe (12) and Shelton Mitchell (10) each scored in double figures off the bench for Clemson, who never trailed in the contest.

## GAME 11



Official Basketball Box Score – Game Totals – Final Statistics  
**South Carolina vs Clemson**  
 12/19/17 7:01 PM ET at Clemson, S.C. (Littlejohn Coliseum)

**South Carolina 48 • 8-3**

#	Player	Total		3-Ptr		Rebounds		PF	TP	A	TO	Bk	Stl	Min									
		FG	FGA	FG	FGA	FT	FTA																
10	MINAYA, Justin	f	0-6	0-1	0-0	3	2	5	1	0	1	2	0	0	29								
21	KOTSAR, Maik	f	3-5	0-0	0-0	1	5	6	1	6	0	1	2	1	32								
30	SILVA, Chris	f	4-10	0-1	4-4	3	6	9	4	12	0	4	1	0	25								
02	GRAVETT, Hassani	g	1-7	1-5	0-0	0	1	1	3	3	1	1	0	0	15								
05	BOOKER, Frank	g	2-4	0-2	2-2	2	0	2	4	2	1	0	0	0	15								
00	BEATTY, David		2-5	0-2	1-2	0	0	0	1	5	0	0	0	1	14								
01	HOLDEN, Kory		4-5	0-0	0-0	0	1	1	0	8	1	3	1	1	15								
13	HAASE, Felipe		1-5	0-3	0-0	2	2	0	2	0	1	0	0	0	22								
15	MYERS, Wesley		4-7	1-2	1-2	1	2	3	1	10	0	1	0	0	31								
23	HINSON, Evan		0-0	0-0	0-0	0	0	0	2	0	0	0	0	0	2								
Team						2	0	2															
Totals			19-54	2-16	8-10	12	19	31	17	48	3	14	4	3	200								
FG % 1st Half: 9-24 37.5%		2nd half: 10-30 33.3%		Game: 19-54 35.2%		Deadball Rebounds 1																	
3FG % 1st Half: 0-6 0.0%		2nd half: 2-10 20.0%		Game: 2-16 12.5%																			
FT % 1st Half: 8-10 80.0%		2nd half: 0-0 0.0%		Game: 8-10 80.0%																			

**Clemson 64 • 10-1**

#	Player	Total		3-Ptr		Rebounds		PF	TP	A	TO	Bk	Stl	Min	
		FG	FGA	FG	FGA	FT	FTA								
32	GRANTHAM, Donte	f	2-7	1-3	0-0	2	5	7	3	5	1	2	1	0	20
14	THOMAS, Elijah	c	4-6	0-0	0-2	3	3	6	1	8	1	2	5	3	29
02	REED, Marquise	g	6-11	5-9	8-11	0	6	6	0	25	3	4	0	3	37
04	MITCHELL, Shelton	g	3-8	0-1	4-5	0	3	3	1	10	1	2	0	0	30
10	DEVOE, Gabe	g	4-10	1-4	3-4	1	2	3	0	12	1	2	0	2	36
00	TRAPP, Clyde		0-0	0-0	0-0	0	0	0	0	0	0	0	0	0	3
05	DONNALL, Mark		0-1	0-0	0-0	2	2	4	0	0	0	0	0	0	11
24	SKARA, David		1-2	1-2	0-0	0	2	0	3	0	1	2	1	1	17
15	SIMMS, Aamir		0-1	0-1	1-2	0	3	0	1	1	1	0	0	0	17
						1	2								
Team			20-46	8-20	16-24	9	25	34	9	64	8	15	8	9	200
FG % 1st Half: 8-19 42.1% 2nd half: 12-27 44.4% Game: 20-46 43.5% Deadball Rebounds 5															
3FG % 1st Half: 3-9 33.3% 2nd half: 5-11 45.5% Game: 8-20 40.0%															
FT % 1st Half: 12-16 75.0% 2nd half: 4-8 50.0% Game: 16-24 66.7%															

Officials: Mike Eades, Ron Groover, James Breeding  
 Technical fouls: South Carolina-None. Clemson-None.  
 Attendance: 8031  
 Flagrant 1 foul on South Carolina #10 at 3:19 mark of first half  
 Flagrant 1 foul on South Carolina #30 at 13:19 mark of second half


Score by periods	1st	2nd	Total
South Carolina	26	22	<b>48</b>
Clemson	31	33	<b>64</b>

Last FG - SC 2nd-00:07, CU 2nd-01:05.  
 Largest lead - SC None, CU by 19 2nd-02:13.  
 SC led for 00:00. CU led for 38:32. Game was tied for 01:28.

	In	Off	2nd	Fast
Points	Paint	T/O	Chance	Break
SC	28	15	11	2
CU	16	16	10	4

Score tied - 1 time.  
Lead changed - 0 times.





69

74

GAME 13 (9-4, 0-1 SEC)

Oxford, Miss.  
The Pavilion  
Dec. 31, 2017  
SEC Opener

**OXFORD, Miss. (AP)** - Deandre Burnett scored 18 points and Mississippi converted eight consecutive free throws in the final 90 seconds to defeat South Carolina 74-69 in the Southeastern Conference opener for both teams Sunday.

Markel Crawford and Bruce Stevens added 17 and 10 points, respectively, for the Rebels (8-5). Burnett hit consecutive three-point shots to highlight a 16-6 run and build a 61-55 lead with 6:23 left. Ole Miss closed it at the free throw line, hitting 20 of 23 (87 percent) in the second half.


Chris Silva had 21 points and 13 rebounds for South Carolina (9-4), but was hampered by foul trouble during the decisive Ole Miss surge.

Frank Booker added 21 points, hitting 6 of 10 from the 3-point line.

Ole Miss was 20 of 49 (41 percent) from the field, 8 of 21 (38 percent) from 3-point range and 26 of 33 (78 percent) from the free throw line.

The Rebels forced 14 turnovers and blocked seven shots.

South Carolina finished 22 of 58 (38 percent) from the field, but managed only 10 of 34 apart from Silva and Booker. The Gamecocks were 8 of 20 (40 percent) from the 3-point line and 17 of 26 (65 percent) from the free throw line. The Gamecocks won the rebound battle, 43-30, including 14 offensive boards.



68

79

GAME 14 (9-5, 0-2 SEC)

Columbia, S.C.  
Colonial Life Arena  
Jan. 3, 2018  
SEC home opener

**COLUMBIA, S.C. (AP)** - Missouri coach Cuonzo Martin was happy his team opened Southeastern Conference play with a road win - and not just because the Tigers had not accomplished that in almost four years. "We know how tough they are" to get, Martin said after Missouri's 79-68 win over South Carolina on Wednesday night.

Especially after the Tigers' had lost their past 32 league games on the road.

"The fact that we broke the long, SEC losing streak on the first conference game means a lot," said Jordan Barnett, who had 19 points off four 3-pointers for Missouri (11-3, 1-0 SEC). "We still think we can get a lot better."

Martin understood his players' excitement over the victory after the program had not won an SEC game on the road since topping Arkansas 75-71 on Jan. 28, 2014. But the first-year coach did not want to burden his team any more with what happened before he arrived.

"The past is the past, we learn from it," Martin said. "I know how important, how valuable it is to win road games."

Kassius Robertson had 23 points and Jontay Porter and Barnett scored 19 apiece for Missouri.

Robertson, Porter, the freshman brother of injured star Michael Porter Jr., and Barnett combined 13 of Missouri's 14 3-pointers. Porter set a career high for the Tigers.

Missouri's long-range shooting took care of this one early. It had nine 3s in the opening half to build a 15-point lead and kept the pressure on South Carolina (9-5, 0-2) throughout with its long-range shooting.

It was not the home SEC debut South Carolina envisioned. Point guard Hassani Gravett missed his second straight game with a right ankle injury and a Southern ice and snow storm along the coast dropped temperatures into the 20s and kept many fans home.


The Gamecocks closed to 20-19 on Felipe Haase's 3-pointer with 8:43 left before the half when Missouri took off on a 16-2 run to gain a stronghold it never relinquished. South Carolina got a 21-point deficit to 74-65 on Justin Minaya's 3-pointer with 2:03 to go.

But Robertson had a layup and two foul shots to keep the Tigers out front.

Chris Silva led the Gamecocks with 18 points.

South Carolina coach Frank Martin said his team is lacking in fiery, tough-minded leaders as it had in past years with players like Sindarius Thornwell and Michael Carrera. "We don't have any of that right now," Martin said.

The Gamecocks dropped their first two SEC games for the first time since 2014-15.



71

60

GAME 15 (10-5, 1-2 SEC)

Columbia, S.C.  
Colonial Life Arena  
Jan. 6, 2018  
*Silva leads Gamecocks with career high 27 points in win*

**COLUMBIA, S.C. (AP)** - Chris Silva scored a career-high 27 points and had eight rebounds and South Carolina beat Vanderbilt 71-60 on Saturday for its first Southeastern Conference win of the season.

The Gamecocks (10-5, 1-2) entered with back-to-back losses to Mississippi and Missouri. Vanderbilt, which fell to 6-9 overall, is 1-2 in SEC play.

South Carolina outscored the Commodores by 13 after half-time, thanks mostly to Silva and guard Wesley Myers, who scored all of his 17 points in the second half.

Vanderbilt, which led 28-26 at halftime, closed to 48-45 on Jeff Roberson's free throws with 8:21 to play, but Silva made five straight free throws and the Gamecocks began to pull away, finishing with 10 free throws in the final 58 seconds.

It was a cold-shooting affair from the get-go. The Commodores made just 8 of 23 first-half field goals to South Carolina's 10 of 28. The teams combined for more fouls (20) than made field goals (18) in the opening 20 minutes.

Saben Lee scored 17 points, Matthew Fisher-Davis added 12 and blocked four shots, and Djery Baptiste scored 10 points with three steals for Vanderbilt.

## GAME 13



Official Basketball Box Score - Game Totals - Final Statistics  
**South Carolina vs Ole Miss**  
12/31/17 5:05 p.m. at Oxford, Miss.

**South Carolina 69 • 9-4, 0-1 SEC**

#	Player	Total		3-Ptr		Rebounds		PF	TP	A	T	Blk	Stl	Min
		FG	FGA	FG	FTA	Off	Def							
19	MINAYA, Justin	2	3	0	1	1	3	4	4	4	3	1	1	14
21	KOTSAR, Malik	0	7	0	1	2	3	4	3	2	2	4	1	31
20	SILVA, Chris	5	11	0	0	11	14	6	7	13	4	2	1	30
05	BOOKER, Frank	7	13	6	10	1	2	1	2	21	2	0	0	34
15	MYERS, Wesley	1	7	0	1	1	3	1	2	4	3	5	4	30
02	BEATTY, David	4	10	1	4	0	6	6	3	9	2	3	2	33
10	GUEYE, Khadim	0	0	0	0	0	0	0	0	0	0	0	0	4
13	HAASE, Felipe	3	7	1	3	2	3	1	5	9	1	1	0	24
Team		5	2	7										
Totals		22	58	8	20	17	26	14	29	43	21	69	16	14

FG % 1st Half: 10-28 35.7% 2nd half: 12-30 40.0% Game: 22-58 37.9%  
3FG % 1st Half: 2-6 33.3% 2nd half: 6-14 42.9% Game: 8-20 40.0%  
FT % 1st Half: 8-13 61.5% 2nd half: 9-13 69.2% Game: 17-26 65.4%

**Ole Miss 74 • 8-5, 1-0 SEC**

#	Player	Total		3-Ptr		Rebounds		PF	TP	A	T	Blk	Stl	Min
		FG	FGA	FG	FTA	Off	Def							
50	Furmanavicius,Justas	1	3	0	0	3	4	0	1	1	5	0	0	0
13	Olejniczak,Dominik	0	0	0	0	0	2	2	4	0	0	1	2	0
00	Shuler,Devontae	2	7	2	5	0	1	1	0	6	1	0	0	1
01	Burnett,Deandre	3	12	3	7	9	14	0	1	1	18	6	1	0
05	Crawford,Markel	5	10	3	6	4	4	2	2	3	17	1	1	0
02	Hymon,Marcanvis	3	4	0	1	2	2	4	2	7	1	0	2	0
03	Davis,Terence	1	4	0	2	2	5	5	5	4	4	3	1	2
04	Tyree,Breen	1	5	0	1	5	6	4	4	3	7	2	1	0
12	Stevens,Bruce	4	4	0	0	2	2	4	4	10	0	0	2	1
Team		2	4	6										
Totals		20	49	8	21	26	33	4	26	30	74	15	8	7

FG % 1st Half: 10-28 35.7% 2nd half: 10-21 47.6% Game: 20-49 40.8%  
3FG % 1st Half: 5-14 35.7% 2nd half: 3-7 42.9% Game: 8-21 38.1%  
FT % 1st Half: 6-10 60.0% 2nd half: 20-23 87.0% Game: 26-33 78.8%

Officials: Doug Shous, Patrick Evans, Vladimir Voyard-Tadal  
Technical fouls: South Carolina-None. Ole Miss-Deandre Burnett.  
Attendance: 5849

Score by periods	1st	2nd	Total
South Carolina	30	39	69
Ole Miss	31	43	74

Last FG - SC 2nd-03:43, OM 2nd-05:05.  
Largest lead - SC by 9 1st-11:55, OM by 6 2nd-06:23.  
SC led for 22:29, OM led for 13:53. Game was tied for 03:32.

## GAME 14



Official Basketball Box Score - Game Totals - Final Statistics  
**Missouri vs South Carolina**  
1/3/18 9 p.m. ET at Columbia, S.C. (Colonial Life Arena)

**Missouri 79 • 11-3, 1-0 SEC**

#	Player	Total		3-Ptr		Rebounds		PF	TP	A	T	Blk	Stl	Min
		FG	FGA	FG	FTA	Off	Def							
21	BARNETT, Jordan	6	9	4	6	3	3	2	2	3	19	1	3	1
23	TILMON, Jeremiah	1	2	0	0	2	2	0	2	5	2	0	3	2
24	PURYEAR, Kevin	2	6	0	1	2	3	6	3	6	2	0	1	0
03	ROBERTSON, Kassius	6	12	4	8	7	0	1	1	23	1	2	0	34
05	GEIST, Jordan	3	6	1	2	3	5	0	4	4	3	10	6	1
01	PHILLIPS, Terrence	0	0	0	0	1	1	0	0	1	0	1	1	0
11	PORTER, Jontay	5	9	5	7	4	4	1	6	7	5	19	1	2
14	NIKKO, Reed	0	2	0	0	0	2	2	2	0	0	0	0	1
3	VANLEER, Cullen	0	0	0	0	0	0	0	0	0	0	0	0	0
55	HARRIS, Blake	0	3	0	0	0	1	2	0	3	1	0	1	1
Team		2	3	5										
Totals		23	49	14	24	19	24	8	23	31	26	79	15	13

FG % 1st Half: 11-25 44.0% 2nd half: 12-24 50.0% Game: 23-49 46.9%  
3FG % 1st Half: 9-16 56.3% 2nd half: 5-8 62.5% Game: 14-24 58.3%  
FT % 1st Half: 8-9 88.9% 2nd half: 11-15 73.3% Game: 19-24 79.2%

**South Carolina 68 • 9-5, 0-2 SEC**

#	Player	Total		3-Ptr		Rebounds		PF	TP	A	T	Blk	Stl	Min
		FG	FGA	FG	FTA	Off	Def							
10	MINAYA, Justin	3	7	1	2	1	3	2	2	4	2	8	2	0
00	KOTSAR, Malik	3	8	0	2	3	3	2	2	4	9	2	1	3
20	SILVA, Chris	4	6	1	1	9	10	3	2	5	4	18	0	4
05	BOOKER, Frank	1	5	0	3	3	4	1	4	5	0	0	1	2
15	MYERS, Wesley	5	11	0	2	0	1	1	5	10	2	2	0	27
02	BEATTY, David	2	11	1	5	1	2	0	0	2	6	1	0	1
10	GUEYE, Khadim	0	0	0	0	0	1	1	0	0	0	0	0	5
13	HAASE, Felipe	2	2	0	0	2	2	3	6	0	1	1	1	0
14	FAMOUSKE DOUMBIA, I.	2	4	0	0	1	0	1	1	2	2	0	0	6
23	HINSON, Evan	0	1	0	0	2	2	4	2	2	1	1	1	1
33	CUDD, Jason	1	2	0	0	0	0	0	1	2	0	0	0	9
Team		4	1	5										
Totals		22	57	5	18	19	26	13	19	32	22	68	8	11

FG % 1st Half: 9-30 30.0% 2nd half: 13-27 48.1% Game: 22-57 38.6%  
3FG % 1st Half: 1-9 11.1% 2nd half: 4-9 44.4% Game: 5-18 27.8%  
FT % 1st Half: 8-11 72.7% 2nd half: 11-15 73.3% Game: 19-26 73.1%

Officials: Pat Adams, Joe Lindsay, Anthony Franklin (Brian Shev)  
Technical fouls: Missouri-None. South Carolina-None.  
Attendance: 9846

Score by periods	1st	2nd	Total
Missouri	39	40	79
South Carolina	27	41	68

Last FG - MIZ 2nd-01:42, SC 2nd-02:03.  
Largest lead - MIZ by 21 2nd-08:56, SC by 3 1st-17:03.  
MIZ led for 37:06, SC led for 02:02. Game was tied for 00:50.

## GAME 15





Official Basketball Box Score - Game Totals - Final Statistics  
**Vanderbilt vs South Carolina**  
1/6/18 6:45 p.m. ET at Columbia, S.C. (Colonial Life Arena)

**Vanderbilt 60 • 6-9, 1-2 SEC**

#	Player	Total		3-Ptr		Rebounds		PF	TP	A	T	Blk	Stl	Min
		FG	FGA	FG	FTA	Off	Def							
11	ROBERSON, Jeff	2	6	1	5	4	6	2	7	9	4	9	3	0
15	BROWN, Clevon	0	3	0	2	0	2	2	4	0	0	1	0	0
00	LEE, Saben	6	11	3	5	2	4	0	2	2	5	17	2	3
10	EVANS, Maxwell	1	4	1	3	2	3	1	4	4	5	0	4	0
13	LACHANCE, Riley	1	5	1	5	0	1	1	5	3	2	3	0	0
01	WILLIS, Payton	2	6	0	3	2	4	1	1	0	1	1	1	0
02	TOYE, Joe	0	1	0	0	0	2	1	0	0	1	0	0	9
08	AUSTIN, JR., Larry	0	0	0	0	0	0	0	0	0	0	0	0	0
05	FISHER-DAVIS, M.	4	11	2	6	2	1	4	5	1	12	2	3	4
12	BAPTISTE, Djery	3	7	0	4	5	5	10	0	0	0	0	0	3
Team		0	1											
Totals		19	54	8	29	14	20	9	25	34	31	60	10	19

FG % 1st Half: 9-23 34.8% 2nd half: 11-31 35.5% Game: 19-54 35.2%  
3FG % 1st



	<b>62</b>	<b>GAME 16 (10-6, 1-3 SEC)</b>
	<b>76</b>	Tuscaloosa, Ala. Coleman Coliseum Jan. 9, 2017 <i>Myers leads Gamecocks with 15 points</i>

**TUSCALOOSA, Ala. (AP)** - John Petty scored 12 of his 15 points in the first half and Alabama beat South Carolina 76-62 on Tuesday night.

It was Petty, a usual starter for the Crimson Tide, who provided an immediate spark. The freshman knocked down back-to-back 3-point shots a minute after checking into the game around the 13-minute mark of the first half as Alabama (10-6, 2-2 Southeastern Conference) built a 40-33 halftime advantage.

Donta Hall scored 13 points and Daniel Giddens added 11 for Alabama. Avery Johnson Jr. scored 10 points, knocking down two 3-point baskets. Dazon Ingram, who missed the Crimson Tide's last game due to illness, finished with four points, three rebounds and two assists.

Collin Sexton, the SEC's leading scorer averaging 20.5 points per game, picked up his second foul with 14 minutes remaining in the first half, and finished with a season-low five points.

Wesley Myers scored 15 points to lead South Carolina (10-6, 1-3), which was held to 36 percent shooting from the field, and scored just three second-chance points. Maik Kotsar scored 10 points.

## GAME 16



Official Basketball Box Score – Game Totals – Final Statistics  
**South Carolina vs Alabama**  
1/9/18 6 p.m. CT at Tuscaloosa, Ala. (Coleman Coliseum)

**South Carolina 62 • 10-6, 1-3**

#	Player	Total		3-Ptr		Rebounds		PF	TP	A	TO	Blk	Stl	Min	
		FG	FGA	FG	FGA	FT	FTA								
10	MINAYA, Justin	f	3-7	1-2	0-0	2	3	5	2	7	2	0	0	1	29
21	KOTSAR, Maik	f	4-9	0-2	2-4	1	4	5	3	10	1	3	0	0	26
30	SILVA, Chris	f	2-8	0-0	5-7	3	1	4	5	9	0	2	0	2	18
15	MYERS, Wesley	g	4-9	2-3	5-6	1	0	1	3	15	2	3	0	0	30
23	HINSON, Evan	g	2-3	0-0	1-1	0	2	2	1	5	1	1	1	0	16
00	BEATTY, David	0	3-3	0-1	2-2	0	1	1	1	2	0	1	0	0	11
02	GRAVETT, Hassani	3	3-4	1-2	0-0	0	2	2	0	7	1	1	1	0	15
05	BOOKER, Frank	1	3-3	1-3	3-3	0	3	3	1	6	0	0	0	0	21
12	GUEYE, Khadim	0	1-1	0-0	0-0	0	0	0	0	0	0	0	0	0	1
13	HAASE, Felipe	0	0-4	0-2	0-0	1	0	1	0	0	1	1	0	0	16
14	FAMOUKE COLUMBIA, I.	0	0-0	0-0	0-0	0	0	0	0	0	0	0	0	0	1
33	CUDDO, Jason	0	0-2	0-0	1-2	1	1	2	0	1	0	1	0	0	16
	Team					2	0	2							
Totals			19-53	5-15	19-25	11	17	28	16	62	8	13	2	3	200

FG % 1st Half: 12-28 42.9% 2nd half: 7-25 28.0% Game: 19-53 35.8%  
3FG % 1st Half: 5-9 55.6% 2nd half: 0-6 0.0% Game: 5-15 33.3%  
FT % 1st Half: 4-5 80.0% 2nd half: 15-20 75.0% Game: 19-25 76.0%

**Alabama 76 • 10-6, 2-2**



#	Player	Total		3-Ptr		Rebounds		PF	TP	A	TO	Blk	Stl	Min	
		FG	FGA	FG	FGA	FT	FTA								
00	Hall, Donta	f	6-7	0-0	1-3	3	4	7	0	13	0	2	3	0	27
25	Key, Braxton	f	2-4	0-1	3-5	2	4	6	3	7	5	3	1	1	22
04	Giddens, Daniel	c	5-5	0-0	1-1	0	1	4	7	1	1	1	1	1	22
02	Sexton, Collin	g	2-8	1-3	0-1	0	2	2	3	5	4	3	0	1	22
10	Jones, Herbert	g	2-3	1-1	0-0	1	4	5	0	5	2	1	2	4	25
05	Reese, Alex	0	0-3	0-1	0-0	0	0	0	2	0	0	0	0	0	4
03	Johnson Jr, Avery	4	4-6	2-4	0-0	0	2	2	1	10	2	0	0	0	16
12	Ingram, Dazon	1	1-4	0-1	2-2	0	3	3	1	4	2	1	0	0	17
23	Petty, John	5	5-8	3-6	2-2	1	3	4	2	15	3	3	0	1	26
30	Smith, Galin	3	3-3	0-0	0-0	1	3	4	3	6	0	2	0	0	19
	Team					1	0	1							
Totals			30-51	7-17	9-14	9	26	35	19	76	18	16	7	8	200

FG % 1st Half: 14-22 63.6% 2nd half: 16-29 55.2% Game: 30-51 58.8%  
3FG % 1st Half: 4-8 50.0% 2nd half: 3-9 33.3% Game: 7-17 41.2%  
FT % 1st Half: 8-10 80.0% 2nd half: 1-4 25.0% Game: 9-14 64.3%

Officials: Tony Greene, Don Dally, Tony Henderson  
Technical fouls: South Carolina-None. Alabama-None.  
Attendance: 10909

Score by periods	1st	2nd	Total
South Carolina	33	29	62
Alabama	40	36	76

Last FG - SC 2nd-01:46, UA 2nd-00:41.  
Largest lead - SC by 2 1st-19:29, UA by 23 2nd-06:46.  
SC led for 00:40, UA led for 37:59. Game was tied for 01:21.

	<b>64</b>	<b>GAME 17 (11-6, 2-3 SEC)</b>
	<b>57</b>	Athens, Ga. Stegeman Coliseum Jan. 13, 2017 <i>First SEC road win in 2018</i>

**ATHENS, Ga.** - Frank Booker scored 17 points while making two late 3-pointers and South Carolina withstood Georgia's strong second-half start to beat the Bulldogs 64-57 on Saturday.

South Carolina (11-6, 2-3 Southeastern Conference) won despite shooting a season-low 27.1 percent from the field. Chris Silva scored 14 points and Hassani Gravett had 11 as the Gamecocks took their first SEC road win.

There were three ties but Georgia (11-5, 2-3) never led while suffering its first home loss of the season after eight wins. It was the Bulldogs' second straight loss.

Yante Maten led the Bulldogs with 25 points but had too little scoring help, especially from Georgia's other frontline starters, Derek Ogbeide and freshman Rayshaun Hammonds, who combined for only three points.

A short jumper by Maten provided the last tie at 49-41 before Booker answered with a quick 3-pointer. Booker sank another 3 with 1:22 remaining.

Powered by two early 3-pointers from Evan Hinson, South Carolina took a 9-2 lead.

Georgia pulled even with a 10-2 run to open the second half. Juwan Parker, who had 11 points, was fouled while making a baseline jumper. Parker made the free throw to tie the game at 39-all. It was the first point of the game where the score was even since 2-2.

The Gamecocks regrouped to prevent Georgia from taking the lead. A 3-pointer by Gravett and a basket by Justin Manaya gave South Carolina a 49-43 advantage.

About midway through the second half, Maten crashed into Georgia coach Mark Fox while chasing a loose ball. Fox was knocked back on the sideline, leaving his legs sticking straight up in the air, but he was not hurt and slapped Maten on the back while sending the senior back onto the court.

## GAME 17



Official Basketball Box Score – Game Totals – Final Statistics  
**S. Carolina vs Georgia**  
01/13/18 1:00 PM ET at Stegeman Coliseum – Athens, Ga.

**S. Carolina 64 • 11-6, 2-3**

#	Player	Total		3-Ptr		Rebounds		PF	TP	A	To	Blk	Stl	Min
		FG	FGA	FG	FGA	FT	FTA							
10	MINAYA, Justin	f	1-4	0-1	0-0	2	2	4	3	2	2	0	0	14
21	KOTSAR, Maik	f	1-10	0-1	0-0	3	2	5	5	2	0	1	0	24
30	SILVA, Chris	f	3-10	0-1	8-10	4	5	9	3	14	4	1	2	35
15	MYERS, Wesley	g	1-4	0-1	4-6	0	3	3	4	6	0	2	1	29
23	HINSON, Evan	g	2-7	2-3	2-4	0	2	2	1	8	0	1	0	19
00	BEATTY, David		0-2	0-1	2-2	0	1	1	2	0	0	0	0	4
02	GRAVETT, Hassani		2-5	2-5	5-6	0	3	3	0	11	2	1	0	27
05	BOOKER, Frank		5-9	2-5	5-7	2	5	7	3	17	1	0	0	25
13	HAASE, Felipe		1-8	0-6	0-0	1	3	4	3	2	0	0	0	20
33	CUDDO, Jason		0-0	0-0	0-0	0	0	0	1	0	0	0	0	3
	Team					6	2	8						
Totals			16-59	6-24	26-35	18	28	46	24	64	9	7	3	200

FG % 1st Half: 10-33 30.3% 2nd half: 6-26 23.1% Game: 16-59 27.1%  
3FG % 1st Half: 3-13 23.1% 2nd half: 3-11 27.3% Game: 6-24 25.0%  
FT % 1st Half: 14-17 82.4% 2nd half: 12-18 66.7% Game: 26-35 74.3%

**Georgia 57 • 11-5, 2-3**



#	Player	Total		3-Ptr		Rebounds		PF	TP	A	TO	Blk	Stl	Min	
		FG	FGA	FG	FGA	FT	FTA								
01	MATEN, Yante	f	8-14	1-3	8-10	4	4	8	2	25	1	1	4	2	38
13	WILRIDGE, E'Torrian	f	0-0	0-0	0	0	0	0	0	0	0	0	0	0	2
04	HAMMONDS, Rayshaun	f	0-4	0-0	0	1	6	7	3	0	1	2	1	0	36
34	OGBEIDE, Derek	f	1-3	0-0	1-3	1	9	10	2	3	1	1	3	0	30
06	JACKSON II, William	g	3-15	1-7	2-4	0	2	3	9	2	5	0	0	0	35
12	HARRIS, Jordan	1-5	0-1	1-3	1	1	2	5	3	1	1	0	1	0	16
06	PARKER, Juwan	3-6	1-1	4-4	0	1	1	1	11	0	1	0	0	0	25
04	CRUMP, Tyree	0-0	0-0	0-0	0	0	0	1	0	1	0	0	0	0	1
10	HIGHTOWER, Teshawn	1-1	0-0	1-2	0	1	1	1	3	1	1	0	0	0	6
02	EDWARDS, Mike	1-2	0-0	1-2	2	3	5	3	3	0	1	0	1	0	8
33	CLAXTON, Nicolas	0-1	0-0	0-0	0	0	0	2	0	0	0	0	1	0	3
	Team					3	3	6							
Totals			18-51	3-12	18-28	12	30	42	23	57	8	14	9	4	200

FG % 1st Half: 10-23 43.5% 2nd half: 8-28 28.6% Game: 18-51 35.3%  
3FG % 1st Half: 1-4 25.0% 2nd half: 2-8 25.0% Game: 3-12 25.0%  
FT % 1st Half: 8-9 88.9% 2nd half: 10-19 52.6% Game: 18-28 64.3%

Officials: Anthony Jordan, James Breeding, Todd Austin  
Technical fouls: S. Carolina-None. Georgia-None.  
Attendance: 9788

Score by periods	1st	2nd	Total
S. Carolina	37	27	64
Georgia	29	28	57

Last FG - SC 2nd-01:22, UGA 2nd-00:21.  
Largest lead - SC by 9 2nd-01:22, UGA None.  
SC led for 38:24, UGA led for 00:00. Game was tied for 01:36.

	<b>76</b>	<b>GAME 18 (12-6, 2-2 SEC)</b>
	<b>68</b>	Columbia, S.C. Colonial Life Arena Jan. 16, 2018 <i>Gamecocks upset ranked Wildcats</i>

**COLUMBIA, S.C. (AP)** - Kentucky coach John Calipari thought his freshmen looked like freshmen for the first time all season. South Carolina's Chris Silva continued to look like a major force in the Southeastern Conference who led the Gamecocks' dramatic second-half comeback against the Wildcats.

Silva tied his career high he set earlier this month with 27 points as South Carolina (12-6, 3-3 SEC) rallied from 14 points down in the second half to top No. 18 Kentucky 76-68 on Tuesday night.

Silva "was the difference," Calipari said. "He manhandled everyone we put on him."

It didn't look like it would have an impact midway through the second half when Kevin Knox's short jumper with 12:28 to go put the Wildcats ahead 54-40. But that's when South Carolina, fueled by the powerful, 6-foot-9 Silva, got going and outscored Kentucky (14-4, 4-2) 36-14 the rest of the way to pull off the upset.

Silva had 12 points in that stretch to lift the Gamecocks.

As well as Silva played, Kentucky's vaunted group of freshmen began trying to make the splashy, dramatic play instead of the smart one, Calipari said. As South Carolina gradually cut into the margin, the Wildcats shrunk from the challenge.

"All of a sudden, you've got a bunch of young guys that don't know how to grind it," Calipari said.

That was evident when Wesley Myers' driving layup tied the game at 65-all and he followed that with a second straight layup for the Gamecocks' first lead of the second half, this one ruled good when Kentucky's Nick Richards was called for goaltending.

Maik Kotsar made four straight foul shots to give South Carolina a 71-67 lead and Kentucky could not respond.

"We weren't listening to nothing the coaches were saying," Knox acknowledged.

The Gamecocks broke a four-game losing streak to Kentucky, which managed just three points over the final 6 minutes.

South Carolina coach Frank Martin talked with Silva at halftime, urging him to go straight up and over Kentucky's defenders instead of putting up shots away from the basket. "He told me to go strong and finish," Silva said.

All the Gamecocks seemed to follow Silva's lead.

"Our guys took ownership," Martin said as the Gamecocks won for third time in four games after opening SEC play 0-2.

Frank Booker added 18 points for South Carolina.

Knox led Kentucky with 21 points. No other Wildcat had more than 10 points.

## GAME 18




Official Basketball Box Score – Game Totals – Final Statistics  
**No. 18/16 Kentucky vs South Carolina**  
1/16/18 9 p.m. ET at Columbia, S.C. (Colonial Life Arena)

**No. 18/16 Kentucky 68 • 14-4, 4-2 SEC**

||
||
||





# #5 FRANK BOOKER

GRADUATE STUDENT | GUARD | 6'3" | 208 | 3 LETTERS

AUGUSTA, GA. | WESTSIDE/OKLAHOMA/FAU

## SEASON NOTABLES

- > Had 14 points in win vs. Western Michigan (Nov. 13), went 3-for-6 from deep
- > Had 11 points thanks to a trio of triples in win vs. Western Michigan (Nov. 19) in the final game of the Puerto Rico Tip-Off, also had two steals
- > Dropped 12 points on 4-of-8 shooting from behind the arc in win at FIU (Nov. 27), played career-high 34 minutes and matched career-highs with four assists and three steals
- > Had 16 points after going 6-for-10 in win vs. Wyoming (12/6), added six rebounds and a team-high three steals
- > Recorded season-high 19 points in comeback win over Coastal Carolina (Dec. 9), played 34 minutes and made three 3s, scored 12 of his points in the second half
- > Matched career high with five made 3s vs. Limestone (Dec. 27) for a team high 17 points
- > Scored 21 points in loss at Ole Miss (Dec. 31), set a new career-high with six made 3s on 10 attempts
- > Had 17 points in road win at Georgia (Jan. 13), made clutch 3 with 1:22 left to put Gamecocks up by nine
- > Scored 18 points in 29 minutes off the bench in win vs. No. 18 Kentucky (Jan. 16), was 6-for-7 at FT line

## SUPERLATIVES

	'17-18 Season	Career
Double-figure scoring	11	23
Team high scoring	5	5^

\* led or shared team lead | ^ at Carolina

## BOOKER'S CAREER HIGHS

### Points

Career 22, vs. Middle Tenn. (Jan. 21, 2017)

Season 21, at Ole Miss (Dec. 31, 2017)

### Field Goals

Career 7, 3x, last at Ole Miss (Dec. 31, 2017)

Season 7, 2x, last at Ole Miss (Dec. 31, 2017)

### Field Goal Attempts

Career 14, vs. Middle Tenn. (Jan. 21, 2017)

Season 13, at Ole Miss (Dec. 31, 2017)

### 3-Point Field Goals

Career 6, at Ole Miss (Dec. 31, 2017)

Season 6, at Ole Miss (Dec. 31, 2017)

### 3-Point Field Goal Attempts

Career 11, vs. Middle Tenn. (Jan. 21, 2017)

Season 10, 2x, last at Ole Miss (Dec. 31, 2017)

### Free Throws

Career 7, vs. Iowa State (March 2, 2015)

Season 6, vs. Kentucky (Jan. 16, 2018)

### Free Throw Attempts

Career 8, vs. Iowa State (March 2, 2015)

Season 7, vs. Kentucky (Jan. 16, 2018)

### Rebounds

Career 7, at Georgia (Jan. 13, 2018)

Season 7, at Georgia (Jan. 13, 2018)

### Assists

Career 4, 2x, last FIU (Nov. 27, 2017)

Season 4, 2x, last FIU (Nov. 27, 2017)

### Blocks

Career 2, vs. Idaho (Nov. 13, 2013)

Season 1, 2x, last FIU (Nov. 27, 2017)

### Steals

Career 3, 4x, last vs. Kentucky (Jan. 16, 2018)

Season 3, 2x, last vs. Kentucky (Jan. 16, 2018)

### Minutes

Career 34, 3x, last at Ole Miss (Dec. 31, 2017)

Season 34, 3x, last at Ole Miss (Dec. 31, 2017)

## 2017-18 GAME-BY-GAME STATS

Opponent	Date	GS	Min	FG-FGA	Pct	3FG-FGA	Pct	FT-FTA	Pct	Off	Def	Tot	Avg	PF	FO	A	TO	Blk	Stl	Pts	Avg
at Wofford	11/10	*	25	4-6	.667	3-5	.600	1-2	.500	0	0	0	0.0	1	0	0	0	0	1	12	12.0
Western Michigan	11/13	*	30	5-8	.625	3-6	.500	1-3	.333	0	2	2	1.0	2	0	0	1	1	0	14	13.0
vs. Illinois State	11/16	*	28	3-10	.300	3-10	.300	1-2	.500	0	4	4	2.0	2	0	4	2	0	0	10	12.0
vs. UTEP	11/17	*	25	2-6	.333	1-4	.250	2-2	1.000	0	2	2	2.0	1	0	1	4	0	0	7	10.8
vs. Western Michigan	11/19	*	19	4-10	.400	3-9	.333	0-0	.000	0	0	0	1.6	1	0	0	2	0	2	11	10.8
at FIU	11/27	*	34	4-8	.500	4-8	.500	0-0	.000	1	3	4	2.0	0	0	4	0	1	3	12	11.0
vs. Temple	11/30	*	20	1-7	.143	0-3	.000	2-2	1.000	0	2	2	2.0	1	0	1	0	0	1	4	10.0
UMass	12/2	*	29	3-8	.375	2-5	.400	1-2	.500	0	4	4	2.3	1	0	1	2	0	1	9	9.9
Wyoming	12/6	*	24	6-10	.600	3-5	.600	1-2	.500	1	5	6	2.7	4	0	2	1	0	3	16	10.6
Coastal Carolina	12/9	*	34	7-12	.583	3-7	.429	2-4	.500	1	4	5	2.9	2	0	3	2	0	2	19	11.4
at Clemson	12/19	*	15	0-4	.000	0-2	.000	2-2	1.000	2	0	2	2.8	4	0	0	1	0	0	2	10.5
Limestone	12/27	*	28	6-10	.500	5-9	.555	2-2	1.000	0	4	4	2.9	1	0	0	0	0	0	17	11.1
at Ole Miss	12/31	*	34	7-13	.538	6-10	.600	1-2	.500	0	1	1	2.8	2	0	2	0	0	0	21	11.8
Missouri	1/3	*	25	1-5	.200	0-3	.000	3-4	.750	1	4	5	2.9	0	0	0	0	1	2	5	11.4
Vanderbilt	1/6	-	28	0-4	.000	0-0	.000	4-7	.571	0	4	4	3.0	2	0	0	1	0	3	4	10.9
at Alabama	1/9	-	21	1-3	.333	1-3	.333	3-3	1.000	0	3	3	3.0	1	0	0	0	0	0	6	10.6
at Georgia	1/13	-	25	5-9	.556	2-5	.400	5-7	.714	2	5	7	3.2	3	0	1	0	0	1	17	10.9
Kentucky	1/16	-	29	5-12	.417	2-9	.222	6-7	.857	1	3	4	3.3	3	0	1	2	0	3	18	11.3
Tennessee	1/20																				
at Florida	1/24																				
Texas Tech	1/27																				
Miss. State	1/31																				
at Texas A&M	2/3																				
at Arkansas	2/6																				
Florida	2/10																				
at Tennessee	2/13																				
Auburn	2/17																				
Georgia	2/21																				
at Miss. State	2/24																				
LSU	2/28																				
at Auburn	3/3																				
vs. SEC Tourn.	3/7-11																				
vs. NCAA Tourn.	3/15-4/2																				

## CAREER STATISTICS

Season	GP-GS	Min	Avg	FG	FGA	Pct	3FG	3FGA	Pct	FT	FTA	Pct	Off	Def	Tot	Avg	PF	FO	Ast	TO	Blk	Stl	Pts	Avg
2013-14%	32-0	451	14.1	49	134	.366	42	114	.368	24	36	.667	14	35	49	1.5	50	0	17	19	5	14	164	5.1
2014-15%	32-0	459	14.3	48	146	.329	36	119	.303	28	34	.824	10	34	44	1.4	45	0	18	23	5	16	160	5.0
2015-16^																								
2016-17^	30-10	502	16.7	58	153	.379	35	119	.294	19	23	.826	13	36	49	1.6	54	1	16	19	2	12	170	5.7
2017-18	18-14	473	26.3	63	145	.434	41	103	.398	37	53	.698	9	50	59	3.3	31	0	20	18	3	22	204	11.3
Totals	112-24	1851	16.5	218	578	.377	154	459	.336	108	144	.750	46	155	201	1.8	178	1	71	79	15	61	698	6.2

% - at Oklahoma // ^ at FAU

## (SEC ONLY)

Season	GP-GS	Min	Avg	FG	FGA	Pct	3FG	3FGA	Pct	FT	FTA	Pct	Off	Def	Tot	Avg	PF	FO	Ast	TO	Blk	Stl	Pts	Avg
2018	6-2	162	27.0	19	46	.413	11	30	.367	22	30	.733	4	20	24	4.0	11	0	4	3	1	9	71	11.8





# #15 WESLEY MYERS

GRADUATE STUDENT | GUARD | 6'1" | 193 | 3 LETTERS

BROOKLYN, N.Y. | BOYS & GIRLS HIGH SCHOOL/NIAGARA/MAINE

## SEASON NOTABLES

- > Graduate transfer who has played at Niagara and Maine
- > Posted eight points with a steal in exhibition vs. Erskine (Oct. 30), and provided 11 points with four steals in the Hoops 4 Hurricane Relief exhibition vs. Virginia Tech (Nov. 5)
- > Scored 10 points off the bench in opener at Wofford (Nov. 10), adding two assists and a steal
- > Matched season-high with three rebounds in win over UTEP (Nov. 17), also had an assist and a steal
- > Tied for the team lead with 14 points in victory over Western Michigan (Nov. 19) in the final game of the Puerto Rico Tip-Off, recorded his 1,000th career point with a fast break layup in the first half
- > Played season-high 31 minutes off the bench, scoring 10 points in loss at Clemson (Dec. 19)
- > Dished put a career-high six assists, adding five points and five rebounds in win vs. Limestone (Dec. 27)
- > Tallied five assists in loss at Ole Miss (Dec. 31), made first career start in Garnet and Black at point guard and played 30 minutes
- > Started second straight game in loss vs. Mizzou (Jan. 3) and scored 10 points
- > Scored season-high 17 points (all in second half) in win vs. Vandy (Jan. 6), went 4-for-5 from the field
- > Led team with 15 points in loss at Alabama (Jan. 9) in 30 minutes

## SUPERLATIVES

	'17-18 Season	Career
Double-figure scoring	6	28
Team high assists	6	6^

\* led or shared team lead | ^ at Carolina

## 2017-18 GAME-BY-GAME STATS

Opponent	Date	GS	Min	FG-FGA	Pct	3FG-FGA	Pct	FT-FTA	Pct	Off	Def	Tot	Avg	PF	FO	A	TO	Blk	Stl	Pts	Avg
at Wofford	11/10	-	17	3-6	.500	2-4	.500	2-2	1.000	0	3	3	3.0	0	0	2	2	0	1	10	10.0
Western Michigan	11/13	-	12	2-5	.400	0-1	.000	0-0	.000	0	2	2	2.5	2	0	0	1	0	0	4	7.0
vs. Illinois State	11/16	-	15	2-7	.286	1-4	.250	0-0	.000	0	1	1	2.0	1	0	0	1	0	0	5	6.3
vs. UTEP	11/17	-	14	1-2	.500	0-1	.000	0-0	.000	0	3	3	2.3	1	0	1	1	0	1	2	5.3
vs. Western Michigan	11/19	-	27	5-9	.556	0-1	.000	4-5	.800	0	5	5	2.8	2	0	2	2	0	1	14	7.0
at FIU	11/27	-	7	0-2	.000	0-1	.000	0-0	.000	0	1	1	2.5	1	0	0	1	0	0	0	5.8
vs. Temple	11/30	-	18	2-6	.333	1-2	.500	0-0	.000	2	0	2	2.4	1	0	2	1	0	0	5	5.7
UMass	12/2	-	13	1-2	.500	0-1	.000	1-2	.500	2	1	3	2.5	0	0	2	0	0	0	3	5.4
Wyoming	12/6	-	23	0-4	.000	0-1	.000	1-2	.500	1	1	2	2.4	2	0	3	0	1	1	1	4.9
Coastal Carolina	12/9	-	11	1-2	.500	1-1	1.000	3-4	.750	1	0	1	2.3	2	0	0	1	0	0	6	5.0
at Clemson	12/19	-	31	4-7	.571	1-2	.500	1-2	.500	1	2	3	2.4	1	0	0	1	0	0	10	5.5
Limestone	12/27	-	25	2-6	.333	0-0	.000	1-4	.250	0	5	5	2.6	1	0	6	2	1	0	5	5.4
at Ole Miss	12/31	*	30	1-7	.143	0-1	.000	1-3	.333	1	1	2	2.5	4	0	5	4	0	0	3	5.2
Missouri	1/3	*	27	5-11	.455	0-2	.000	0-2	.000	0	1	1	2.4	5	1	2	2	0	0	10	5.6
Vanderbilt	1/6	*	22	4-5	.800	1-1	1.000	8-12	.667	1	2	3	2.5	3	0	1	2	0	1	17	6.3
at Alabama	1/9	*	30	4-9	.444	2-3	.667	5-6	.833	1	0	1	2.4	3	0	2	3	0	0	15	6.1
at Georgia	1/13	*	29	1-4	.250	0-1	.000	4-6	.667	0	3	3	2.4	4	0	0	2	1	0	6	6.8
Kentucky	1/16	*	28	3-9	.333	1-4	.250	2-3	.667	2	3	5	2.6	3	0	1	0	0	1	9	6.9
Tennessee	1/20																				
at Florida	1/24																				
Texas Tech	1/27																				
Miss. State	1/31																				
at Texas A&M	2/3																				
at Arkansas	2/6																				
Florida	2/10																				
at Tennessee	2/13																				
Auburn	2/17																				
Georgia	2/21																				
at Miss. State	2/24																				
LSU	2/28																				
at Auburn	3/3																				
vs. SEC Tourn.	3/7-11																				
vs. NCAA Tourn.	3/15-4/2																				

## CAREER STATISTICS

Season	GP-GS	Min	Avg	FG	FGA	Pct	3FG	3FGA	Pct	FT	FTA	Pct	Off	Def	Tot	Avg	PF	FO	Ast	TO	Blk	Stl	Pts	Avg
2013-14%	33-14	747	22.6	78	198	.394	20	63	.317	44	66	.667	19	73	92	2.8	61	1	39	47	6	21	220	6.7
2014-15%	30-16	882	29.4	94	220	.427	34	81	.420	61	86	.709	21	76	97	3.2	60	1	45	54	10	30	283	9.4
2015-16^																								
2016-17^	28-20	844	30.1	164	375	.437	34	99	.343	110	142	.775	35	91	126	4.5	57	1	44	62	16	30	472	16.9
2017-18	18-6	379	21.1	41	103	.398	10	31	.323	33	53	.623	12	34	46	2.6	36	1	29	26	3	6	125	6.9
Totals	109-56	2852	26.2	377	896	.421	98	274	.358	248	347	.715	88	274	361	3.3	214	4	157	189	35	87	1100	10.1

% - at Niagara // ^ at Maine

## (SEC ONLY)

Season	GP-GS	Min	Avg	FG	FGA	Pct	3FG	3FGA	Pct	FT	FTA	Pct	Off	Def	Tot	Avg	PF	FO	Ast	TO	Blk	Stl	Pts	Avg
2018	6-6	166	27.7	18	45	.400	4	12	.333	20	32	.625	5	10	15	2.5	22	1	11	13	1	2	60	10.0





# #2 HASSANI GRAVETT

R-JUNIOR | GUARD | 6'2" | 187 | 1 LETTER

VILLA RICA, GA./ALEXANDER/PENSACOLA STATE COLLEGE

## SEASON NOTABLES

- > Set a new career-high with 15 points in just 19 minutes of action in win vs. Western Michigan (Nov. 10), went 3-for-3 from deep for a new single-game career-high in made 3s
- > Had 10 points and pulled down a career-high nine rebounds in loss vs. Illinois State (Nov. 16)
- > Set new career-high with nine assists in just 21 minutes in victory over UTEP (Nov. 17)
- > Led team with six assists in win over Western Michigan in final game of Puerto Rico Tip-Off (Nov. 19), also had five rebounds and nine points in 27 minutes
- > Had seven assists to go alongside just one turnover in win at FIU (Nov. 27), pulled down career-high 10 rebounds in 28 minutes, also had seven points
- > Scored 14 points, had four assists and zero turnovers in win vs. UMASS (Dec. 2), posted career-highs in free throws (6), free throw attempts (9) and steals (3)
- > Sunk the game-winning basket with 6.5 seconds to go vs. Coastal Carolina (Dec. 9) after scoring with contact, made the ensuing FT to finish with nine points
- > Made SEC debut in loss at Alabama (Jan. 9), scored seven points in 15 minutes in first game back from ankle injury
- > Scored 11 points off the bench in 27 minutes in road win against Georgia (Jan. 13), went 5-for-6 from the FT line
- > Led team with five assists in 26 minutes in win vs. No. 18 Kentucky (Jan. 16)

## SUPERLATIVES

	'17-18 Season	Career
Double-figure scoring	4	7
5+ assists	5	7
Team high assists*	7	11
Team high steals*	2	3

\* led or shared team lead

## 2017-18 GAME-BY-GAME STATS

Opponent	Date	GS	Min	FG-FGA	Pct	3FG-FGA	Pct	FT-FTA	Pct	Off	Def	Tot	Avg	PF	FO	A	TO	Blk	Stl	Pts	Avg
at Wofford	11/10	*	25	2-7	.285	1-2	.500	0-0	.000	0	2	2	2.0	0	0	3	0	0	0	5	5.0
Western Michigan	11/13	*	19	4-5	.800	3-3	1.000	4-4	1.000	0	4	4	3.0	2	0	2	2	0	0	15	10.0
vs. Illinois State	11/16	*	33	3-13	.231	2-10	.200	2-4	.500	0	9	9	5.0	2	0	5	1	0	0	10	10.0
vs. UTEP	11/17	*	21	3-6	.500	0-1	.000	0-0	.000	1	3	4	4.8	2	0	9	4	0	1	6	9.0
vs. Western Michigan	11/19	*	27	2-8	.250	1-4	.250	4-8	.500	0	5	5	4.8	1	0	6	2	0	0	9	9.0
at FIU	11/27	*	28	3-5	.600	1-2	.500	0-0	.000	3	7	10	5.7	1	0	7	1	0	1	7	8.7
vs. Temple	11/30	*	28	3-6	.500	1-3	.333	0-0	.000	0	3	3	5.3	1	0	1	3	1	0	7	8.4
UMass	12/2	*	31	4-8	.500	0-1	.000	6-9	.667	1	1	2	4.9	0	0	4	0	0	3	14	9.1
Wyoming	12/6	*	24	3-6	.500	0-2	.000	3-4	.750	1	0	1	4.4	3	0	2	3	1	0	9	9.1
Coastal Carolina	12/9	*	25	3-9	.333	0-2	.000	3-5	.600	1	0	1	4.1	3	0	4	2	0	1	9	9.1
at Clemson	12/19	*	15	1-7	.142	1-5	.200	0-0	.000	0	1	1	3.8	3	0	1	1	0	0	3	8.5
Limestone	12/27	*	24	2-9	.222	0-3	.000	2-2	1.000	0	4	4	3.8	1	0	3	3	0	0	6	8.3
at Ole Miss	12/31	-	-	-	-	-	-	-	-	-	-	-	3.8	-	-	-	-	-	-	-	8.3
Missouri	1/3	-	-	-	-	-	-	-	-	-	-	-	3.8	-	-	-	-	-	-	-	8.3
Vanderbilt	1/6	-	-	-	-	-	-	-	-	-	-	-	3.8	-	-	-	-	-	-	-	8.3
at Alabama	1/9	-	15	3-4	.750	1-2	.500	0-0	.000	0	2	2	3.7	0	0	1	1	1	0	7	8.2
at Georgia	1/13	-	27	2-5	.400	2-5	.400	5-6	.833	0	3	3	3.6	0	0	2	1	0	1	11	8.4
Kentucky	1/16	-	26	0-2	.000	0-1	.000	0-0	.000	0	3	3	3.6	2	0	5	3	0	0	0	7.9
Tennessee	1/20																				
at Florida	1/24																				
Texas Tech	1/27																				
Miss. State	1/31																				
at Texas A&M	2/3																				
at Arkansas	2/6																				
Florida	2/10																				
at Tennessee	2/13																				
Auburn	2/17																				
Georgia	2/21																				
at Miss. State	2/24																				
LSU	2/28																				
at Auburn	3/3																				
vs. SEC Tourn.	3/7-11																				
vs. NCAA Tourn.	3/15-4/2																				

## CAREER STATISTICS

Season	GP-GS	Min	Avg	FG	FGA	Pct	3FG	3FGA	Pct	FT	FTA	Pct	Off	Def	Tot	Avg	PF	FO	Ast	TO	Blk	Stl	Pts	Avg
2016-17	35-3	582	16.6	39	133	.293	15	69	.217	20	31	.645	16	41	57	1.6	48	1	49	37	1	14	113	3.2
2017-18	15-12	368	24.5	38	100	.380	13	46	.283	29	42	.690	7	47	54	3.6	21	0	55	27	3	7	118	7.9
Totals	50-15	950	19.0	77	233	.330	28	115	.243	49	73	.671	23	88	111	2.2	69	1	104	64	4	21	231	4.6

## (SEC ONLY)

Season	GP-GS	Min	Avg	FG	FGA	Pct	3FG	3FGA	Pct	FT	FTA	Pct	Off	Def	Tot	Avg	PF	FO	Ast	TO	Blk	Stl	Pts	Avg
2017	17-2	284	16.7	18	61	.295	8	33	.242	12	17	.706	9	15	24	1.4	23	0	23	17	0	7	56	3.3
2018	3-0	68	22.7	5	11	.455	3	8	.375	5	6	.833	0	8	8	2.7	2	0	8	5	1	1	18	6.0
Totals	20-2	352	17.6	23	72	.319	11	41	.268	17	23	.739	9	23	32	1.6	25	0	31	22	1	8	74	3.7





# #1 KORY HOLDEN

R-JUNIOR | GUARD | 6'1" | 197 | 2 LETTERS

SALISBURY, MD./DELAWARE

## SEASON NOTABLES

- > Transfer guard from Delaware who posted 892 career points in two seasons with the Blue Hens
- > Dished two assists in exhibition vs. Erskine (Oct. 30), but didn't play in the Hoops 4 Hurricane Relief exhibition vs. Virginia Tech due to a sore knee
- > Saw first action as a Gamecock at Wofford (Nov. 10), scoring two points with two rebounds and two assists
- > Came off the bench to score six points in win vs. Western Michigan (Nov. 13)
- > Scored in double-digits for the first time as a Gamecock finishing with 11 points in just 16 minutes off the bench in victory over UTEP (Nov. 17), went 4-for-5 from the field and had two assists
- > Tallied eight points in 15 minutes off the bench in loss at Clemson (Dec. 19), left the game early due to injury
- > Out indefinitely due to a left hamstring strain suffered in the Clemson contest

## SUPERLATIVES

	' 17-18	Career
Double-figure scoring	1	44
3+ assists	2	50
5+ assists	-	29

*\* led or shared team lead*

## HOLDEN'S CAREER HIGHS

### Points

*Career* 35, vs. Boston College (Dec. 19, 2015)

*Season* 11, vs. UTEP (Nov. 17, 2017)

### Field Goals

*Career* 12, vs. Boston College (Dec. 19, 2015)

*Season* 4, 2x, last at Clemson (Dec. 19, 2017)

### Field Goal Attempts

*Career* 26, vs. Boston College (Dec. 19, 2015)

*Season* 6, vs. Western Michigan (Nov. 13, 2017)

### 3-Point Field Goals

*Career* 6, 3x, last vs. William & Mary (Jan. 28, 2016)

*Season* 1, vs. UTEP (Nov. 17, 2017)

### 3-Point Field Goal Attempts

*Career* 13, vs. Boston College (Dec. 19, 2015)

*Season* 2, vs. UTEP (Nov. 17, 2017)

### Free Throws

*Career* 15, twice, last at Towson (Jan. 30, 2016)

*Season* 2, vs. UTEP (Nov. 17, 2017)

### Free Throw Attempts

*Career* 16, at UNCW (Jan. 8, 2015)

*Season* 4, vs. UTEP (Nov. 17, 2017)

### Rebounds

*Career* 7, 4x, last vs. Col of Charl. (March 4, 2016)

*Season* 4, vs. Wyoming (Dec. 6, 2017)

### Assists

*Career* 9, vs. William & Mary (Jan. 22, 2015)

*Season* 3, 2x, last vs. Coastal Carolina (Dec. 9, 2017)

### Blocks

*Career* 1, 7x, last at Clemson (Dec. 19, 2017)

*Season* 1, at Clemson (Dec. 19, 2017)

### Steals

*Career* 3, at Robert Morris (Dec. 22, 2014)

*Season* 1, at Clemson (Dec. 19, 2017)

### Minutes

*Career* 45, at Towson (Jan. 30, 2016)

*Season* 16, 2x, last vs. Wyoming (Dec. 6, 2017)

## 2017-18 GAME-BY-GAME STATS

Opponent	Date	GS	Min	FG-FGA	Pct	3FG-FGA	Pct	FT-FTA	Pct	Off	Def	Tot	Avg	PF	FO	A	TO	Blk	Stl	Pts	Avg
at Wofford	11/10	-	8	1-2	.500	0-1	.000	0-0	.000	1	1	2	2.0	3	0	2	0	0	0	2	2.0
Western Michigan	11/13	-	12	3-6	.500	0-1	.000	0-0	.000	0	3	3	2.5	0	0	1	2	0	0	6	4.0
vs. Illinois State	11/16	-	7	0-2	.000	0-0	.000	0-0	.000	0	0	0	1.3	3	0	1	2	0	0	0	2.7
vs. UTEP	11/17	-	16	4-5	.800	1-2	.500	2-4	.500	0	0	0	1.3	1	0	2	1	0	0	11	4.8
vs. Western Michigan	11/19	-	9	1-3	.333	1-1	1.000	3-4	.750	1	0	1	1.2	3	6	1	0	0	0	6	5.0
at FIU	11/27	-	12	0-3	.000	0-2	.000	0-1	.000	0	0	0	1.0	1	0	2	2	0	0	0	4.2
vs. Temple	11/30	-	4	0-2	.000	0-0	.000	0-0	.000	0	0	0	0.9	1	0	0	0	0	0	0	3.6
UMass	12/2	-	8	0-1	.000	0-1	.000	0-0	.000	0	0	0	0.8	0	0	3	4	0	0	0	3.1
Wyoming	12/6	-	16	0-3	.000	0-2	.000	1-2	.500	0	4	4	1.1	0	0	2	2	0	0	1	2.9
Coastal Carolina	12/9	-	13	1-5	.200	0-1	.000	0-0	.000	1	0	1	1.1	1	0	3	1	0	0	2	2.8
at Clemson	12/19	-	15	4-5	.800	0-0	.000	0-0	.000	0	1	1	1.1	0	0	1	3	1	1	8	3.3
Limestone	12/27	-	-	-	-	-	-	-	-	-	-	-	1.1	-	-	-	-	-	-	-	3.3
at Ole Miss	12/31	-	-	-	-	-	-	-	-	-	-	-	1.1	-	-	-	-	-	-	-	3.3
Missouri	1/3	-	-	-	-	-	-	-	-	-	-	-	1.1	-	-	-	-	-	-	-	3.3
Vanderbilt	1/6	-	-	-	-	-	-	-	-	-	-	-	1.1	-	-	-	-	-	-	-	3.3
at Alabama	1/9	-	-	-	-	-	-	-	-	-	-	-	1.1	-	-	-	-	-	-	-	3.3
at Georgia	1/13	-	-	-	-	-	-	-	-	-	-	-	1.1	-	-	-	-	-	-	-	3.3
Kentucky	1/16	-	-	-	-	-	-	-	-	-	-	-	1.1	-	-	-	-	-	-	-	3.3
Tennessee	1/20	-	-	-	-	-	-	-	-	-	-	-	1.1	-	-	-	-	-	-	-	3.3
at Florida	1/24	-	-	-	-	-	-	-	-	-	-	-	-	-	-	-	-	-	-	-	-
Texas Tech	1/27	-	-	-	-	-	-	-	-	-	-	-	-	-	-	-	-	-	-	-	-
Miss. State	1/31	-	-	-	-	-	-	-	-	-	-	-	-	-	-	-	-	-	-	-	-
at Texas A&M	2/3	-	-	-	-	-	-	-	-	-	-	-	-	-	-	-	-	-	-	-	-
at Arkansas	2/6	-	-	-	-	-	-	-	-	-	-	-	-	-	-	-	-	-	-	-	-
Florida	2/10	-	-	-	-	-	-	-	-	-	-	-	-	-	-	-	-	-	-	-	-
at Tennessee	2/13	-	-	-	-	-	-	-	-	-	-	-	-	-	-	-	-	-	-	-	-
Auburn	2/17	-	-	-	-	-	-	-	-	-	-	-	-	-	-	-	-	-	-	-	-
Georgia	2/21	-	-	-	-	-	-	-	-	-	-	-	-	-	-	-	-	-	-	-	-
at Miss. State	2/24	-	-	-	-	-	-	-	-	-	-	-	-	-	-	-	-	-	-	-	-
LSU	2/28	-	-	-	-	-	-	-	-	-	-	-	-	-	-	-	-	-	-	-	-
at Auburn	3/3	-	-	-	-	-	-	-	-	-	-	-	-	-	-	-	-	-	-	-	-
vs. SEC Tourn.	3/7-11	-	-	-	-	-	-	-	-	-	-	-	-	-	-	-	-	-	-	-	-
vs. NCAA Tourn.	3/15-4/2	-	-	-	-	-	-	-	-	-	-	-	-	-	-	-	-	-	-	-	-

## CAREER STATISTICS

Season	GP-GS	Min	Avg	FG	FGA	Pct	3FG	3FGA	Pct	FT	FTA	Pct	Off	Def	Tot	Avg	PF	FO	Ast	TO	Blk	Stl	Pts	Avg
2014-15%	29-28	990	34.1	117	296	.395	24	64	.375	102	135	.756	16	74	90	3.1	58	2	144	95	4	16	360	12.4
2015-16%	30-27	1088	36.3	181	459	.394	69	178	.388	101	127	.795	16	75	91	3.0	62	0	126	88	2	12	532	17.7
2017-18	11-0	120	10.9	14	37	.378	2	11	.182	6	11	.545	3	9	12	1.1	13	0	18	17	1	1	36	3.3
<b>Totals</b>	<b>70-55</b>	<b>2213</b>	<b>31.6</b>	<b>312</b>	<b>792</b>	<b>.394</b>	<b>95</b>	<b>253</b>	<b>.375</b>	<b>209</b>	<b>273</b>	<b>.766</b>	<b>35</b>	<b>158</b>	<b>193</b>	<b>2.8</b>	<b>133</b>	<b>2</b>	<b>288</b>	<b>200</b>	<b>7</b>	<b>29</b>	<b>928</b>	<b>13.3</b>

% - at Delaware

## (SEC ONLY)

Season	GP-GS	Min	Avg	FG	FGA	Pct	3FG	3FGA	Pct	FT	FTA	Pct	Off	Def	Tot	Avg	PF	FO	Ast	TO	Blk	Stl	Pts	Avg
2018																								





# #30 CHRIS SILVA

JUNIOR | FORWARD | 6'9" | 223 | 2 LETTERS

LIBREVILLE, GABON/ROSELLE (N.J.)

## SEASON NOTABLES

- > Poured in 26 points in road win at FIU (Nov. 27), went 10-for-13 (10 made field goals were career-high) and also had 10 rebounds for his seventh career double-double and his second of the 2017-18 campaign
- > Led team with 19 points and 10 rebounds in win over Wyoming (Dec. 6), marked his third double-double of the season and the eighth of his career
- > Had 15 points and nine rebounds in win over Coastal Carolina (Dec. 9), went 10-for-13 at the free throw line and played career-high 35 minutes
- > Had 21 points & 13 rebounds (tied career high) in loss at Ole Miss (Dec. 31), also went 11-of-14 at FT line & had two blocks
- > Recorded 18 points in just 17 minutes of action in loss vs. Mizzou (Jan. 3), went 9-for-10 at the free throw line and knocked down his fourth 3 of the season in the second half
- > Scored new career-high 27 points in win vs. Vanderbilt (Jan. 6), also had eight rebounds in 31 minutes, went 9-for-15 from the field and 9-for-12 at the charity stripe
- > Tallied 14 points, nine rebounds, a career-high four assists and two blocks in win at Georgia (Jan. 13), went 8-for-10 at FT line
- > Matched career-high with 27 points on 9-of-17 shooting in win vs. No. 18 Kentucky (Jan. 16), also had eight rebounds and went 9-for-13 at FT line, tied career-high by playing 35 minutes

## SUPERLATIVES

	'17-18 Season	Career
Double-figure scoring	14	42
Double-Figure rebounding	5	12
Double-doubles	4	9
2+ blocks	7	33
Team high scoring*	9	11
Team high rebounding*	13	35
Team high blocks*	11	37

\* led or shared team lead

## 2017-18 GAME-BY-GAME STATS

Opponent	Date	GS	Min	FG-FGA	Pct	3FG-FGA	Pct	FT-FTA	Pct	Off	Def	Tot	Avg	PF	FO	A	TO	Blk	Stl	Pts	Avg
at Wofford	11/10	*	20	2-5	.400	0-1	.000	5-6	.833	3	7	10	10.0	3	0	2	5	2	2	9	9.0
Western Michigan	11/13	*	21	3-5	.600	1-1	1.000	3-4	.750	2	8	10	10.0	3	0	1	1	1	1	10	9.5
vs. Illinois State	11/16	*	17	0-1	.000	0-0	.000	10-14	.714	2	4	6	8.7	5	1	1	2	3	0	10	9.7
vs. UTEP	11/17	*	23	3-8	.375	1-2	.500	8-9	.889	3	4	7	8.3	4	0	1	4	2	1	15	11.0
vs. Western Michigan	11/19	*	25	4-5	.800	0-0	.000	6-8	.750	3	2	5	7.6	3	0	2	0	0	1	14	11.6
at FIU	11/27	*	29	10-13	.770	0-0	.000	6-10	.600	3	7	10	8.0	4	0	1	4	1	0	26	14.0
vs. Temple	11/30	*	28	2-10	.200	0-1	.000	1-2	.500	4	5	9	8.1	3	0	1	6	2	0	5	12.7
UMass	12/2	*	18	6-7	.857	0-0	.000	2-3	.667	0	4	4	7.6	4	0	1	3	0	2	14	12.9
Wyoming	12/6	*	27	5-9	.556	0-1	.000	9-14	.643	2	8	10	7.9	3	0	2	3	1	0	19	13.6
Coastal Carolina	12/9	*	35	2-5	.400	1-1	1.000	10-13	.769	2	7	9	8.0	1	0	1	1	3	2	15	13.7
at Clemson	12/19	*	25	4-10	.400	0-1	.000	4-4	1.000	3	6	9	8.1	4	0	0	4	1	0	12	13.5
Limestone	12/27	*	10	0-3	.000	0-0	.000	4-4	1.000	3	4	7	8.0	3	0	0	0	1	0	4	12.8
at Ole Miss	12/31	*	30	5-11	.455	0-0	.000	11-14	.786	6	7	13	8.4	4	0	1	1	2	0	21	13.4
Missouri	1/3	*	17	4-6	.667	1-1	1.000	9-10	.900	3	2	5	8.1	4	0	0	4	1	0	18	13.7
Vanderbilt	1/6	*	31	9-15	.600	0-0	.000	9-12	.750	2	6	8	8.1	1	0	1	1	0	0	27	14.6
at Alabama	1/9	*	18	2-8	.250	0-0	.000	5-7	.714	3	1	4	7.9	5	1	0	2	0	2	9	14.3
at Georgia	1/13	*	35	3-10	.300	0-1	.000	8-10	.800	4	5	9	7.9	3	0	4	1	2	0	14	14.2
Kentucky	1/16	*	35	9-17	.529	0-0	.000	9-13	.692	5	3	8	7.9	3	0	0	1	1	0	27	14.9
Tennessee	1/20																				
at Florida	1/24																				
Texas Tech	1/27																				
Miss. State	1/31																				
at Texas A&M	2/3																				
at Arkansas	2/6																				
Florida	2/10																				
at Tennessee	2/13																				
Auburn	2/17																				
Georgia	2/21																				
at Miss. State	2/24																				
LSU	2/28																				
at Auburn	3/3																				
vs. SEC Tourn.	3/7-11																				
vs. NCAA Tourn.	3/15-4/2																				

## CAREER STATISTICS

Season	GP-GS	Min	Avg	FG	FGA	Pct	3FG	3FGA	Pct	FT	FTA	Pct	Off	Def	Tot	Avg	PF	FO	Ast	TO	Blk	Stl	Pts	Avg
2015-16	32-6	425	13.3	53	110	.482	0	0	.000	67	110	.609	56	87	143	4.5	100	3	6	34	28	14	173	5.4
2016-17	37-37	776	21.0	122	233	.524	0	1	.000	134	179	.749	84	141	225	6.1	141	10	13	69	51	22	378	10.2
2017-18	18-18	444	24.7	73	148	.493	4	10	.400	119	157	.758	53	90	143	7.9	60	2	19	43	23	11	269	14.9
Totals	87-61	1645	18.9	248	491	.505	4	11	.364	320	446	.717	193	318	511	5.9	301	15	38	146	102	47	820	9.4

## (SEC ONLY)

Season	GP-GS	Min	Avg	FG	FGA	Pct	3FG	3FGA	Pct	FT	FTA	Pct	Off	Def	Tot	Avg	PF	FO	Ast	TO	Blk	Stl	Pts	Avg
2016	18-6	221	12.3	30	54	.556	0	0	.000	27	47	.574	27	46	73	4.1	57	2	3	15	10	6	87	4.8
2017	18-18	370	20.6	64	117	.547	0	0	.000	62	82	.756	35	55	90	5.0	69	6	5	38	15	13	190	10.6
2018	6-6	166	27.7	32	67	.478	1	2	.500	51	66	.773	23	24	47	7.8	20	1	6	10	6	2	116	19.3
Totals	42-30	757	18.0	126	238	.529	1	2	.500	140	195	.718	85	125	210	5.0	146	9	14	63	31	21	393	9.4





# #13 TOMMY CORCHIANI

SOPHOMORE | GUARD | 6'3" | 180 | 1 LETTER

RALEIGH, N.C./RAVENSCROFT

## SEASON NOTABLES

- > Saw action in five contests during rookie season
- > Saw action in opener at Wofford (Nov. 10)
- > Collected a pair of rebounds in two minutes vs. Limestone (Dec. 27)

## CORCHIANI'S CAREER HIGHS

### Points

Career -

Season -

### Field Goals

Career -

Season -

### Field Goal Attempts

Career -

Season -

### 3-Point Field Goals

Career -

Season -

### 3-Point Field Goal Attempts

Career -

Season -

### Free Throws

Career -

Season -

### Free Throw Attempts

Career -

Season -

### Rebounds

Career 2, vs. Limestone (Dec. 27, 2017)

Season 2, vs. Limestone (Dec. 27, 2017)

### Assists

Career -

Season -

### Blocks

Career -

Season -

### Steals

Career -

Season -

### Minutes

Career 4, vs. Auburn (Jan. 24, 2017)

Season 2, vs. Limestone (Dec. 27, 2017)

## 2017-18 GAME-BY-GAME STATS

Opponent	Date	GS	Min	FG-FGA	Pct	3FG-FGA	Pct	FT-FTA	Pct	Off	Def	Tot	Avg	PF	FO	A	TO	Blk	Stl	Pts	Avg
at Wofford	11/10	-	1	0-0	.000	0-0	.000	0-0	.000	0	0	0	0.0	0	0	0	0	0	0	0	0.0
Western Michigan	11/13	-	-	-	-	-	-	DNP	Coaches Decision	-	-	-	0.0	-	-	-	-	-	-	-	0.0
vs. Illinois State	11/16	-	-	-	-	-	-	DNP	Coaches Decision	-	-	-	0.0	-	-	-	-	-	-	-	0.0
vs. UTEP	11/17	-	-	-	-	-	-	DNP	Coaches Decision	-	-	-	0.0	-	-	-	-	-	-	-	0.0
vs. Western Michigan	11/19	-	-	-	-	-	-	DNP	Coaches Decision	-	-	-	0.0	-	-	-	-	-	-	-	0.0
at FIU	11/27	-	-	-	-	-	-	DNP	Coaches Decision	-	-	-	0.0	-	-	-	-	-	-	-	0.0
vs. Temple	11/30	-	-	-	-	-	-	DNP	Coaches Decision	-	-	-	0.0	-	-	-	-	-	-	-	0.0
UMass	12/2	-	-	-	-	-	-	DNP	Coaches Decision	-	-	-	0.0	-	-	-	-	-	-	-	0.0
Wyoming	12/6	-	-	-	-	-	-	DNP	Coaches Decision	-	-	-	0.0	-	-	-	-	-	-	-	0.0
Coastal Carolina	12/9	-	-	-	-	-	-	DNP	Coaches Decision	-	-	-	0.0	-	-	-	-	-	-	-	0.0
at Clemson	12/19	-	-	-	-	-	-	DNP	Coaches Decision	-	-	-	0.0	-	-	-	-	-	-	-	0.0
Limestone	12/27	-	2	0-0	.000	0-0	.000	0-0	.000	0	2	2	1.0	0	0	0	0	0	0	0	0.0
at Ole Miss	12/31	-	-	-	-	-	-	DNP	Coaches Decision	-	-	-	0.0	-	-	-	-	-	-	-	0.0
Missouri	1/3	-	-	-	-	-	-	DNP	Knee Injury	-	-	-	0.0	-	-	-	-	-	-	-	0.0
Vanderbilt	1/6	-	-	-	-	-	-	DNP	Knee Injury	-	-	-	0.0	-	-	-	-	-	-	-	0.0
at Alabama	1/9	-	-	-	-	-	-	DNP	Knee Injury	-	-	-	0.0	-	-	-	-	-	-	-	0.0
at Georgia	1/13	-	-	-	-	-	-	DNP	Knee Injury	-	-	-	0.0	-	-	-	-	-	-	-	0.0
Kentucky	1/16	-	-	-	-	-	-	DNP	Knee Injury	-	-	-	0.0	-	-	-	-	-	-	-	0.0
Tennessee	1/20	-	-	-	-	-	-	-	-	-	-	-	-	-	-	-	-	-	-	-	-
at Florida	1/24	-	-	-	-	-	-	-	-	-	-	-	-	-	-	-	-	-	-	-	-
Texas Tech	1/27	-	-	-	-	-	-	-	-	-	-	-	-	-	-	-	-	-	-	-	-
Miss. State	1/31	-	-	-	-	-	-	-	-	-	-	-	-	-	-	-	-	-	-	-	-
at Texas A&M	2/3	-	-	-	-	-	-	-	-	-	-	-	-	-	-	-	-	-	-	-	-
at Arkansas	2/6	-	-	-	-	-	-	-	-	-	-	-	-	-	-	-	-	-	-	-	-
Florida	2/10	-	-	-	-	-	-	-	-	-	-	-	-	-	-	-	-	-	-	-	-
at Tennessee	2/13	-	-	-	-	-	-	-	-	-	-	-	-	-	-	-	-	-	-	-	-
Auburn	2/17	-	-	-	-	-	-	-	-	-	-	-	-	-	-	-	-	-	-	-	-
Georgia	2/21	-	-	-	-	-	-	-	-	-	-	-	-	-	-	-	-	-	-	-	-
at Miss. State	2/24	-	-	-	-	-	-	-	-	-	-	-	-	-	-	-	-	-	-	-	-
LSU	2/28	-	-	-	-	-	-	-	-	-	-	-	-	-	-	-	-	-	-	-	-
at Auburn	3/3	-	-	-	-	-	-	-	-	-	-	-	-	-	-	-	-	-	-	-	-
vs. SEC Tourn.	3/7-11	-	-	-	-	-	-	-	-	-	-	-	-	-	-	-	-	-	-	-	-
vs. NCAA Tourn.	3/15-4/2	-	-	-	-	-	-	-	-	-	-	-	-	-	-	-	-	-	-	-	-

## CAREER STATISTICS

Season	GP-GS	Min	Avg	FG	FGA	Pct	3FG	3FGA	Pct	FT	FTA	Pct	Off	Def	Tot	Avg	PF	FO	Ast	TO	Blk	Stl	Pts	Avg
2016-17	5-0	11	2.2	0	0	.000	0	0	.000	0	0	.000	0	1	1	0.2	4	0	0	1	0	0	0	0.0
2017-18	2-0	3	1.5	0	0	.000	0	0	.000	0	0	.000	0	2	2	1.0	0	0	0	0	0	0	0	0.0
Totals	7-0	14	2.0	0	0	.000	0	0	.000	0	0	.000	0	3	3	0.4	4	0	0	1	0	0	0	0.0

## (SEC ONLY)

Season	GP-GS	Min	Avg	FG	FGA	Pct	3FG	3FGA	Pct	FT	FTA	Pct	Off	Def	Tot	Avg	PF	FO	Ast	TO	Blk	Stl	Pts	Avg
2017	2-0	6	3.0	0	0	.000	0	0	.000	0	0	.000	0	0	0	0.0	1	0	0	0	0	0	0	0.0





# #12 KHADIM GUEYE

SOPHOMORE | FORWARD | 7'0" | 248 | 1 LETTER

DAKAR, SENEGAL/VICTORY ROCK PREP

## SEASON NOTABLES

- > Saw action in 28 games last season
- > Scored three points with a block in exhibition vs. Erskine (Oct. 30), and posted two points with two rebounds in Hoops 4 Hurricane Relief exhibition vs. Virginia Tech (Nov. 5)
- > Saw 10 minutes of action in opener at Wofford (Nov. 10), pulling down four rebounds
- > Played seven minutes and notched one rebound in win at FIU (Nov. 27)
- > Pulled down a rebound with one steal vs. Limestone (Dec. 27)

## GUEYE'S CAREER HIGHS

### Points

Career 6, vs. SC State (Nov. 18, 2016)

Season -

### Field Goals

Career 2, vs. Lander (Dec. 27, 2016)

Season -

### Field Goal Attempts

Career 3, twice, last vs. Lander (Dec. 27, 2016)

Season -

### 3-Point Field Goals

Career -

Season -

### 3-Point Field Goal Attempts

Career -

Season -

### Free Throws

Career 4, vs. SC State (Nov. 18, 2016)

Season -

### Free Throw Attempts

Career 4, vs. SC State (Nov. 18, 2016)

Season 2, vs. Kentucky (Jan. 16, 2018)

### Rebounds

Career 5, vs. SC State (Nov. 18, 2016)

Season 4, at Wofford (Nov. 10, 2017)

### Assists

Career 1, twice, last vs. Georgia (Feb. 4, 2017)

Season -

### Blocks

Career 2, twice, last vs. Lander (Dec. 27, 2016)

Season -

### Steals

Career 1, 3x, last vs. Limestone (Dec. 27, 2017)

Season 1, vs. Limestone (Dec. 27, 2017)

### Minutes

Career 18, vs. Lander (Dec. 27, 2016)

Season 10, at Wofford (Nov. 10, 2017)

## SUPERLATIVES

'17-18 Season Career

Team high blocks\*

- 2

\* led or shared team lead

## 2017-18 GAME-BY-GAME STATS

Opponent	Date	GS	Min	FG-FGA	Pct	3FG-FGA	Pct	FT-FTA	Pct	Off	Def	Tot	Avg	PF	FO	A	TO	Blk	Stl	Pts	Avg
at Wofford	11/10	-	10	0-0	.000	0-0	.000	0-0	.000	2	2	4	4.0	2	0	0	2	0	0	0	0.0
Western Michigan	11/13	-	4	0-0	.000	0-0	.000	0-0	.000	0	0	0	2.0	0	0	0	0	0	0	0	0.0
vs. Illinois State	11/16	-	5	0-0	.000	0-0	.000	0-0	.000	0	0	0	1.3	1	0	0	0	0	0	0	0.0
vs. UTEP	11/17	-	2	0-0	.000	0-0	.000	0-0	.000	0	0	0	1.0	1	0	0	0	0	0	0	0.0
vs. Western Michigan	11/19	-	-	-	-	-	-	DNP	Coaches Decision	-	-	-	1.0	-	-	-	-	-	-	-	0.0
at FIU	11/27	-	7	0-0	.000	0-0	.000	0-0	.000	1	0	1	1.0	2	0	0	2	0	0	0	0.0
vs. Temple	11/30	-	-	-	-	-	-	DNP	Coaches Decision	-	-	-	1.0	-	-	-	-	-	-	-	0.0
UMass	12/2	-	-	-	-	-	-	DNP	Coaches Decision	-	-	-	1.0	-	-	-	-	-	-	-	0.0
Wyoming	12/6	-	-	-	-	-	-	DNP	Coaches Decision	-	-	-	1.0	-	-	-	-	-	-	-	0.0
Coastal Carolina	12/9	-	-	-	-	-	-	DNP	Coaches Decision	-	-	-	1.0	-	-	-	-	-	-	-	0.0
at Clemson	12/19	-	-	-	-	-	-	DNP	Coaches Decision	-	-	-	1.0	-	-	-	-	-	-	-	0.0
Limestone	12/27	-	9	0-0	.000	0-0	.000	0-0	.000	0	1	1	1.0	2	0	0	0	0	1	0	0.0
at Ole Miss	12/31	-	4	0-0	.000	0-0	.000	0-0	.000	0	0	0	0.9	0	0	0	0	0	0	0	0.0
Missouri	1/3	-	5	0-0	.000	0-0	.000	0-0	.000	0	1	1	0.9	0	0	0	0	0	0	0	0.0
Vanderbilt	1/6	-	-	-	-	-	-	DNP	Coaches Decision	-	-	-	0.9	-	-	-	-	-	-	-	0.0
at Alabama	1/9	-	1	0-1	.000	0-0	.000	0-0	.000	0	0	0	0.8	0	0	0	0	0	0	0	0.0
at Georgia	1/13	-	-	-	-	-	-	DNP	Coaches Decision	-	-	-	0.8	-	-	-	-	-	-	-	0.0
Kentucky	1/16	-	1	0-0	.000	0-0	.000	0-2	.000	0	0	0	0.7	1	0	0	0	0	0	0	0.0
Tennessee	1/20																				
at Florida	1/24																				
Texas Tech	1/27																				
Miss. State	1/31																				
at Texas A&M	2/3																				
at Arkansas	2/6																				
Florida	2/10																				
at Tennessee	2/13																				
Auburn	2/17																				
Georgia	2/21																				
at Miss. State	2/24																				
LSU	2/28																				
at Auburn	3/3																				
vs. SEC Tourn.	3/7-11																				
vs. NCAA Tourn.	3/15-4/2																				

## CAREER STATISTICS

Season	GP-GS	Min	Avg	FG	FGA	Pct	3FG	3FGA	Pct	FT	FTA	Pct	Off	Def	Tot	Avg	PF	FO	Ast	TO	Blk	Stl	Pts	Avg
2016-17	28-0	198	7.1	3	12	.250	0	0	.000	5	8	.625	8	18	26	0.9	41	0	2	10	7	2	11	0.4
2017-18	10-0	48	4.8	0	1	.000	0	0	.000	0	2	.000	3	4	7	0.7	9	0	0	4	0	1	0	0.0
Totals	38-0	246	6.5	3	13	.231	0	0	.000	5	10	.500	11	22	33	0.9	50	0	2	14	7	3	11	0.3

## (SEC ONLY)

Season	GP-GS	Min	Avg	FG	FGA	Pct	3FG	3FGA	Pct	FT	FTA	Pct	Off	Def	Tot	Avg	PF	FO	Ast	TO	Blk	Stl	Pts	Avg
2017	14-0	77	5.5	0	2	.000	0	0	.000	0	0	.000	2	7	9	0.6	16	0	1	5	1	1	0	0.0
2018	4-0	11	2.8	0	1	.000	0	0	.000	0	2	.000	0	1	1	0.3	1	0	0	0	0	0	0	0.0
Totals	18-0	88	4.9	0	3	.000	0	0	.000	0	2	.000	2	8	10	0.6	17	0	1	5	1	1	0	0.0





# #23 EVAN HINSON

SOPHOMORE | GUARD | 6'4" | 240 | 1 LETTER

DELTONA, FLA./DELTONA

## SEASON NOTABLES

- > Also a member of the Gamecock football team, and will join the basketball squad following the end of the football season
- > Saw action in eight contests last season, scoring a season best four points in SEC Tournament action vs. Alabama
- > Dressed for the first time in the 2017-18 season vs. UMASS (Dec. 2) but did not log any minutes
- > Saw first action of the season in win vs. Wyoming (Dec. 6), played two minutes off the bench but did not score
- > Played five minutes off the bench and scored three points in win vs. Coastal Carolina (Dec. 9)
- > Logged 14 minutes of action in loss vs. Mizzou (Jan. 3), scored two points, had four rebounds, an assist, a block and a steal
- > Made first career start in win vs. Vanderbilt (Jan. 6), scored six points in 13 minutes of action
- > Started second straight game in loss at Alabama (Jan. 9), played 16 minutes and had five points
- > Was in the starting lineup for the third straight contest in win at Georgia (Jan. 13), dropped a career-high eight points thanks to a pair of 3-pointers in the first half, also logged career high with 19 minutes

## HINSON'S CAREER HIGHS

### Points

Career 8, at Georgia (Jan. 13, 2018)

Season 8, at Georgia (Jan. 13, 2018)

### Field Goals

Career 2, 4x, last at Georgia (Jan. 13, 2018)

Season 2, 4x, last at Georgia (Jan. 13, 2018)

### Field Goal Attempts

Career 7, at Georgia (Jan. 13, 2018)

Season 7, at Georgia (Jan. 13, 2018)

### 3-Point Field Goals

Career 2, at Georgia (Jan. 13, 2018)

Season 2, at Georgia (Jan. 13, 2018)

### 3-Point Field Goal Attempts

Career 3, at Georgia (Jan. 13, 2018)

Season 3, at Georgia (Jan. 13, 2018)

### Free Throws

Career 2, 4x, last at Georgia (Jan. 13, 2018)

Season 2, 3x, last at Georgia (Jan. 13, 2018)

### Free Throw Attempts

Career 4, at Georgia (Jan. 13, 2018)

Season 4, at Georgia (Jan. 13, 2018)

### Rebounds

Career 4, vs. Mizzou (Jan. 3, 2018)

Season 4, vs. Mizzou (Jan. 3, 2018)

### Assists

Career 1, 2x, last vs. Mizzou (Jan. 3, 2018)

Season 1, vs. Mizzou (Jan. 3, 2018)

### Blocks

Career 1, 2x, last at Alabama (Jan. 9, 2018)

Season 1, 2x, last at Alabama (Jan. 9, 2018)

### Steals

Career 1, 4x, last at Georgia (Jan. 13, 2018)

Season 1, 2x last at Georgia (Jan. 13, 2018)

### Minutes

Career 19, at Georgia (Jan. 13, 2018)

Season 19, at Georgia (Jan. 13, 2018)

## 2017-18 GAME-BY-GAME STATS

Opponent	Date	GS	Min	FG-FGA	Pct	3FG-FGA	Pct	FT-FTA	Pct	Off	Def	Tot	Avg	PF	FO	A	TO	Blk	Stl	Pts	Avg
at Wofford	11/10	-	-	-	-	-	-	-	-	-	-	-	-	-	-	-	-	-	-	-	-
Western Michigan	11/13	-	-	-	-	-	-	-	-	-	-	-	-	-	-	-	-	-	-	-	-
vs. Illinois State	11/16	-	-	-	-	-	-	-	-	-	-	-	-	-	-	-	-	-	-	-	-
vs. UTEP	11/17	-	-	-	-	-	-	-	-	-	-	-	-	-	-	-	-	-	-	-	-
vs. Western Michigan	11/19	-	-	-	-	-	-	-	-	-	-	-	-	-	-	-	-	-	-	-	-
at FIU	11/27	-	-	-	-	-	-	-	-	-	-	-	-	-	-	-	-	-	-	-	-
vs. Temple	11/30	-	-	-	-	-	-	-	-	-	-	-	-	-	-	-	-	-	-	-	-
UMass	12/2	-	-	-	-	-	-	-	-	-	-	-	-	-	-	-	-	-	-	-	-
Wyoming	12/6	-	2	0-0	.000	0-0	.000	0-0	.000	0	0	0	0.0	0	0	-	-	-	-	-	0.0
Coastal Carolina	12/9	-	5	1-2	.500	0-0	.000	1-2	.500	0	0	0	0.0	1	0	0	1	0	0	3	1.5
at Clemson	12/19	-	2	0-0	.000	0-0	.000	0-0	.000	0	0	0	0.0	2	0	0	0	0	0	0	1.0
Limestone	12/27	-	-	-	-	-	-	-	-	-	-	-	-	-	-	-	-	-	-	-	-
at Ole Miss	12/31	-	-	-	-	-	-	-	-	-	-	-	-	-	-	-	-	-	-	-	-
Missouri	1/3	-	14	0-1	.000	0-0	.000	2-2	1.000	0	4	4	1.0	2	0	1	1	1	1	2	1.3
Vanderbilt	1/6	*	13	2-4	.500	0-2	.000	2-2	1.000	0	2	2	1.2	2	0	0	0	0	0	6	2.2
at Alabama	1/9	*	16	2-3	.667	0-0	.000	1-1	1.000	0	2	2	1.3	1	0	1	1	1	0	5	2.7
at Georgia	1/13	*	19	2-7	.286	2-3	.667	2-4	.500	0	2	2	1.4	1	0	0	1	0	1	8	3.4
Kentucky	1/16	*	9	1-2	.500	1-2	.500	0-0	.000	0	1	1	1.4	2	0	0	1	0	0	3	3.4
Tennessee	1/20																				
at Florida	1/24																				
Texas Tech	1/27																				
Miss. State	1/31																				
at Texas A&M	2/3																				
at Arkansas	2/6																				
Florida	2/10																				
at Tennessee	2/13																				
Auburn	2/17																				
Georgia	2/21																				
at Miss. State	2/24																				
LSU	2/28																				
at Auburn	3/3																				
vs. SEC Tourn.	3/7-11																				
vs. NCAA Tourn.	3/15-4/2																				

## CAREER STATISTICS

Season	GP-GS	Min	Avg	FG	FGA	Pct	3FG	3FGA	Pct	FT	FTA	Pct	Off	Def	Tot	Avg	PF	FO	Ast	TO	Blk	Stl	Pts	Avg
2016-17	8-0	21	2.6	3	8	.375	1	5	.200	2	2	1.000	2	3	5	0.6	3	0	1	0	0	2	9	1.1
2017-18	8-4	80	10.0	8	19	.421	3	7	.429	8	11	.727	0	11	11	1.4	12	0	2	5	2	2	27	3.4
Totals	16-4	101	6.3	11	27	.407	4	12	.333	10	13	.769	2	14	16	1.0	15	0	3	5	2	4	36	2.3

## (SEC ONLY)

Season	GP-GS	Min	Avg	FG	FGA	Pct	3FG	3FGA	Pct	FT	FTA	Pct	Off	Def	Tot	Avg	PF	FO	Ast	TO	Blk	Stl	Pts	Avg
2017	5-0	13	2.6	1	4	.250	1	3	.333	2	2	1.000	0	3	3	0.6	3	0	1	0	0	2	5	1.0
2017-18	5-4	71	14.2	7	17	.412	3	7	.429	7	9	.778	0	11	11	2.2	8	0	2	4	2	2	24	4.8
Totals	10-4	84	8.4	8	21	.381	4	10	.400	9	11	.818	0	14	14	1.4	11	0	3	4	2	4	29	2.9





# #21 MAIK KOTSAR

SOPHOMORE | FORWARD | 6'10" | 260 | 1 LETTER

TALLIN, ESTONIA/SUNRISE CHRISTIAN ACADEMY

## SEASON NOTABLES

- > Led the Gamecocks with 13 points, including 10 in the second half, in opener at Wofford (Nov. 10); also dished a team high four assists vs. the Terriers
- > Scored 10 points and pulled down six rebounds in win vs. Western Michigan (Nov. 13); also has two steals, one block and an assist
- > Tallied season-high 14 points on 6-of-10 shooting in team's blowout victory over UTEP (Nov. 17), led the team with two steals in the contest, also hit first career 3-pointer in the game
- > Had two steals, four rebounds and six points in win vs. Western Michigan in final game of Puerto Rico Tip-Off (Nov. 19), fourth-straight game with multiple steals
- > Matched career-high with 16 points in road win at FIU (Nov. 27), set career-highs for field goals made (8) and assists (6), also had three steals in 33 minutes
- > Had season-high eight rebounds to go alongside eight points in win vs. UMass (Dec. 2, 2017)
- > 13 points, four rebounds and a pair of blocks in home win over Limestone (Dec. 27)
- > Poured in 12 points and pulled down six rebounds in win vs. No. 18 Kentucky (Jan. 16), also had three steals, his six makes on nine attempts at the free throw line both marked new career highs

## SUPERLATIVES

	'17-18 Season	Career
Double-figure scoring	8	17
Double-doubles	-	1
3+ steals	3	5
Team high scoring*	1	2
Team high rebounding*	1	10
Team high blocks*	6	12

\* led or shared team lead

## 2017-18 GAME-BY-GAME STATS

Opponent	Date	GS	Min	FG-FGA	Pct	3FG-FGA	Pct	FT-FTA	Pct	Off	Def	Tot	Avg	PF	FO	A	TO	Blk	Stl	Pts	Avg
at Wofford	11/10	*	25	5-10	.500	0-1	.000	3-4	.750	2	1	3	3.0	3	0	4	1	0	1	13	13.0
Western Michigan	11/13	*	29	4-10	.400	0-2	.000	2-6	.333	3	3	6	4.5	2	0	1	2	1	2	10	11.5
vs. Illinois State	11/16	*	22	3-6	.500	0-0	.000	1-2	.500	2	4	6	5.0	5	1	1	4	0	2	7	10.0
vs. UTEP	11/17	*	20	6-10	.600	1-2	.500	1-2	.500	1	1	2	4.3	3	0	0	0	0	2	14	11.0
vs. Western Michigan	11/19	*	29	3-7	.429	0-0	.000	0-3	.000	1	3	4	4.2	3	0	0	1	1	2	6	10.0
at FIU	11/27	*	33	8-13	.615	0-1	.000	0-1	.000	3	3	6	4.5	1	0	6	1	1	3	16	11.0
vs. Temple	11/30	*	32	5-7	.714	2-2	1.000	0-0	.000	3	0	3	4.3	4	0	2	2	0	1	12	11.1
UMass	12/2	*	24	4-8	.500	0-1	.000	0-3	.000	3	5	8	4.8	4	0	1	1	0	3	8	10.8
Wyoming	12/6	*	30	3-8	.375	0-1	.000	0-3	.000	0	4	4	4.7	2	0	2	3	0	1	6	10.2
Coastal Carolina	12/9	*	30	3-7	.429	0-0	.000	0-0	.000	2	2	4	4.6	1	0	2	0	1	0	6	9.8
at Clemson	12/19	*	32	3-5	.600	0-0	.000	0-0	.000	1	5	6	4.7	1	0	0	1	2	1	6	9.5
Limestone	12/27	*	26	6-10	.600	0-0	.000	1-1	1.000	3	1	4	4.7	3	0	0	3	2	0	13	9.8
at Ole Miss	12/31	*	31	0-7	.000	0-1	.000	2-3	.666	0	4	4	4.6	3	0	2	4	1	0	2	9.2
Missouri	1/3	*	33	3-8	.375	0-2	.000	3-3	1.000	2	2	4	4.6	2	0	2	1	3	0	9	9.1
Vanderbilt	1/6	*	20	1-2	.500	0-0	.000	0-0	.000	0	5	5	4.6	4	0	1	2	1	0	2	8.7
at Alabama	1/9	*	26	4-9	.444	0-2	.000	2-4	.500	1	4	5	4.6	3	0	1	3	0	0	10	8.8
at Georgia	1/13	*	24	1-10	.100	0-1	.000	0-0	.000	3	2	5	4.6	5	1	0	1	0	0	2	8.4
Kentucky	1/16	*	24	3-4	.750	0-0	.000	6-9	.667	0	6	6	4.7	4	0	0	0	0	3	12	8.6
Tennessee	1/20																				
at Florida	1/24																				
Texas Tech	1/27																				
Miss. State	1/31																				
at Texas A&M	2/3																				
at Arkansas	2/6																				
Florida	2/10																				
at Tennessee	2/13																				
Auburn	2/17																				
Georgia	2/21																				
at Miss. State	2/24																				
LSU	2/28																				
at Auburn	3/3																				
vs. SEC Tourn.	3/7-11																				
vs. NCAA Tourn.	3/15-4/2																				

## CAREER STATISTICS

Season	GP-GS	Min	Avg	FG	FGA	Pct	3FG	3FGA	Pct	FT	FTA	Pct	Off	Def	Tot	Avg	PF	FO	Ast	TO	Blk	Stl	Pts	Avg
2016-17	37-33	895	24.2	97	198	.490	0	0	.000	21	53	.396	72	104	176	4.8	117	5	26	44	14	27	215	5.8
2017-18	18-18	490	27.2	65	141	.461	3	16	.188	21	44	.477	30	55	85	4.7	53	2	25	30	13	21	154	8.6
Totals	55-51	1385	25.2	162	339	.478	3	16	.188	42	97	.433	102	159	261	4.7	170	7	51	74	27	48	369	6.7

## (SEC ONLY)

Season	GP-GS	Min	Avg	FG	FGA	Pct	3FG	3FGA	Pct	FT	FTA	Pct	Off	Def	Tot	Avg	PF	FO	Ast	TO	Blk	Stl	Pts	Avg
2017	18-15	417	23.2	32	79	.405	0	0	.000	11	29	.379	32	51	83	4.6	63	3	10	26	9	8	75	4.2
2018	6-6	158	26.3	12	40	.300	0	6	.000	13	19	.684	6	23	29	4.8	21	1	6	11	5	3	37	6.2
Totals	24-21	575	24.0	44	119	.370	0	6	.000	24	48	.500	38	74	112	4.7	84	4	16	37	14	11	112	4.7





# #25 CHRISTIAN SCHMITT

SOPHOMORE | GUARD | 6'0" | 180 | 1 LETTER

MARS, PA. | MARS AREA HIGH SCHOOL

## SEASON NOTABLES

- > Saw action in five games during rookie season
- > Logged one minute of playing time in team's home opener victory over Western Michigan (Nov. 13)
- > Played three minutes in the team's victory over UTEP (Nov. 17)
- > Saw action vs. Limestone (Dec. 27)

## SCHMITT'S CAREER HIGHS

### Points

Career -

Season -

### Field Goals

Career -

Season -

### Field Goal Attempts

Career 1, 3x, last vs. Limestone (Dec. 27, 2017)

Season 1, 2x, last vs. Limestone (Dec. 27, 2017)

### 3-Point Field Goals

Career -

Season -

### 3-Point Field Goal Attempts

Career 1, 2x, last vs. UTEP (Nov. 17, 2017)

Season 1, vs. UTEP (Nov. 17, 2017)

### Free Throws

Career -

Season -

### Free Throw Attempts

Career -

Season -

### Rebounds

Career -

Season -

### Assists

Career -

Season -

### Blocks

Career -

Season -

### Steals

Career -

Season -

### Minutes

Career 3, 2x, last vs. UTEP (Nov. 17, 2017)

Season 2, vs. Limestone (Dec. 27, 2017)

## 2017-18 GAME-BY-GAME STATS

Opponent	Date	GS	Min	FG-FGA	Pct	3FG-FGA	Pct	FT-FTA	Pct	Off	Def	Tot	Avg	PF	FO	A	TO	Blk	Stl	Pts	Avg
at Wofford	11/10	-	-	-	-	-	-	-DNP - Coaches Decision	-	-	-	-	-	-	-	-	-	-	-	-	-
Western Michigan	11/13	-	1	0-0	.000	0-0	.000	0-0	.000	0	0	0	0.0	0	0	0	0	0	0	0	0.0
vs. Illinois State	11/16	-	-	-	-	-	-	DNP Coaches Decision	-	-	-	-	0.0	-	-	-	-	-	-	-	0.0
vs. UTEP	11/17	-	3	0-1	.000	0-1	.000	0-0	.000	0	0	0	0.0	0	0	0	0	0	0	0	0.0
vs. Western Michigan	11/19	-	-	-	-	-	-	DNP Coaches Decision	-	-	-	-	0.0	-	-	-	-	-	-	-	0.0
at FIU	11/27	-	-	-	-	-	-	DNP Coaches Decision	-	-	-	-	0.0	-	-	-	-	-	-	-	0.0
vs. Temple	11/30	-	-	-	-	-	-	DNP Coaches Decision	-	-	-	-	0.0	-	-	-	-	-	-	-	0.0
UMass	12/2	-	-	-	-	-	-	DNP Coaches Decision	-	-	-	-	0.0	-	-	-	-	-	-	-	0.0
Wyoming	12/6	-	-	-	-	-	-	DNP Coaches Decision	-	-	-	-	0.0	-	-	-	-	-	-	-	0.0
Coastal Carolina	12/9	-	-	-	-	-	-	DNP Coaches Decision	-	-	-	-	0.0	-	-	-	-	-	-	-	0.0
at Clemson	12/19	-	-	-	-	-	-	DNP Coaches Decision	-	-	-	-	0.0	-	-	-	-	-	-	-	0.0
Limestone	12/27	-	2	0-1	.000	0-1	.000	0-0	.000	0	0	0	0.0	0	0	0	0	0	0	0	0.0
at Ole Miss	12/31	-	-	-	-	-	-	DNP Coaches Decision	-	-	-	-	0.0	-	-	-	-	-	-	-	0.0
Missouri	1/3	-	-	-	-	-	-	DNP Coaches Decision	-	-	-	-	0.0	-	-	-	-	-	-	-	0.0
Vanderbilt	1/6	-	-	-	-	-	-	DNP Coaches Decision	-	-	-	-	0.0	-	-	-	-	-	-	-	0.0
at Alabama	1/9	-	-	-	-	-	-	DNP Coaches Decision	-	-	-	-	0.0	-	-	-	-	-	-	-	0.0
at Georgia	1/13	-	-	-	-	-	-	DNP Coaches Decision	-	-	-	-	0.0	-	-	-	-	-	-	-	0.0
Kentucky	1/16	-	-	-	-	-	-	DNP Coaches Decision	-	-	-	-	0.0	-	-	-	-	-	-	-	0.0
Tennessee	1/20	-	-	-	-	-	-	-	-	-	-	-	-	-	-	-	-	-	-	-	-
at Florida	1/24	-	-	-	-	-	-	-	-	-	-	-	-	-	-	-	-	-	-	-	-
Texas Tech	1/27	-	-	-	-	-	-	-	-	-	-	-	-	-	-	-	-	-	-	-	-
Miss. State	1/31	-	-	-	-	-	-	-	-	-	-	-	-	-	-	-	-	-	-	-	-
at Texas A&M	2/3	-	-	-	-	-	-	-	-	-	-	-	-	-	-	-	-	-	-	-	-
at Arkansas	2/6	-	-	-	-	-	-	-	-	-	-	-	-	-	-	-	-	-	-	-	-
Florida	2/10	-	-	-	-	-	-	-	-	-	-	-	-	-	-	-	-	-	-	-	-
at Tennessee	2/13	-	-	-	-	-	-	-	-	-	-	-	-	-	-	-	-	-	-	-	-
Auburn	2/17	-	-	-	-	-	-	-	-	-	-	-	-	-	-	-	-	-	-	-	-
Georgia	2/21	-	-	-	-	-	-	-	-	-	-	-	-	-	-	-	-	-	-	-	-
at Miss. State	2/24	-	-	-	-	-	-	-	-	-	-	-	-	-	-	-	-	-	-	-	-
LSU	2/28	-	-	-	-	-	-	-	-	-	-	-	-	-	-	-	-	-	-	-	-
at Auburn	3/3	-	-	-	-	-	-	-	-	-	-	-	-	-	-	-	-	-	-	-	-
vs. SEC Tourn.	3/7-11	-	-	-	-	-	-	-	-	-	-	-	-	-	-	-	-	-	-	-	-
vs. NCAA Tourn.	3/15-4/2	-	-	-	-	-	-	-	-	-	-	-	-	-	-	-	-	-	-	-	-

## CAREER STATISTICS

Season	GP-GS	Min	Avg	FG	FGA	Pct	3FG	3FGA	Pct	FT	FTA	Pct	Off	Def	Tot	Avg	PF	FO	Ast	TO	Blk	Stl	Pts	Avg
2016-17	5-0	7	1.4	0	1	.000	0	1	.000	0	0	.000	0	0	0	0.0	1	0	0	2	0	0	0	0.0
2017-18	3-0	6	2.0	0	2	.000	0	2	.000	0	0	.000	0	0	0	0.0	0	0	0	0	0	0	0	0.0
Totals	8-0	13	1.7	0	3	.000	0	3	.000	0	0	.000	0	0	0	0.0	1	0	0	2	0	0	0	0.0

## (SEC ONLY)

Season	GP-GS	Min	Avg	FG	FGA	Pct	3FG	3FGA	Pct	FT	FTA	Pct	Off	Def	Tot	Avg	PF	FO	Ast	TO	Blk	Stl	Pts	Avg
2017	1-0	1	1.0	0	0	.000	0	0	.000	0	0	.000	0	0	0	0.0	0	0	0	0	0	0	0	0.0





# #0 DAVID BEATTY

FRESHMAN | GUARD | 6'2" | 205 | HS

PHILADELPHIA, PA. | IMHOTEP INSTITUTE CHARTER H.S.

## SEASON NOTABLES

- > Scored eight points with three rebounds in exhibition vs. Erskine (Oct. 30)
- > Tallied six points, hitting a pair of 3s, with two assists in Gamecock debut at Wofford (Nov. 10)
- > Scored seven points, adding two assists and a steal in home opener win over Western Michigan (Nov. 13)
- > Played 15 minutes off the bench with seven points and two rebounds in loss vs. Illinois State (Nov. 16)
- > Matched season-high with two assists in 16 minutes of action vs. UTEP (Nov. 17)
- > Scored career-high 13 points in loss vs. Temple (Nov. 30, 2017) at Madsion Square Garden, played a career-high 23 minutes off the bench and went 6-for-11 from the floor
- > Season high 16 points, hitting 6-of-11 attempts from the field, including a 3, in home win over Limestone (Dec. 27); also three assists vs. the Saints
- > Played season-high 33 minutes off the bench in loss at Ole Miss (Dec. 31), had solid all-around game scoring nine points with six rebounds (career high), two assists and two steals

## BEATTY'S SEASON HIGHS

### Points

16, vs. Limestone (Dec. 27, 2017)

### Field Goals

6, twice, last vs. Limestone (Dec. 27, 2017)

### Field Goal Attempts

11, 3x, last vs. Mizzou (Jan. 3, 2018)

### 3-Point Field Goals

2, at Wofford (Nov. 10, 2017)

### 3-Point Field Goal Attempts

5, 2x, last vs. Mizzou (Jan. 3, 2018)

### Free Throws

3, vs. Limestone (Dec. 27, 2017)

### Free Throw Attempts

5, vs. Limestone (Dec. 27, 2017)

### Rebounds

6, at Ole Miss (Dec. 31, 2017)

### Assists

3, vs. Limestone (Dec. 27, 2017)

### Blocks

1, 2x, last vs. Mizzou (Jan. 3, 2018)

### Steals

2, 2x, last vs. Vanderbilt (Jan. 6, 2018)

### Minutes

33, at Ole Miss (Dec. 31, 2017)

## 2017-18 GAME-BY-GAME STATS

Opponent	Date	GS	Min	FG-FGA	Pct	3FG-FGA	Pct	FT-FTA	Pct	Off	Def	Tot	Avg	PF	FO	A	TO	Blk	Stl	Pts	Avg
at Wofford	11/10	-	19	2-6	.333	2-4	.500	0-0	.000	0	0	0	0.0	2	0	2	1	0	0	6	6.0
Western Michigan	11/13	-	21	2-7	.286	1-2	.500	2-2	1.000	0	0	0	0.0	1	0	2	1	0	1	7	6.5
vs. Illinois State	11/16	-	15	2-6	.333	1-2	.500	2-2	1.000	0	2	2	0.6	5	1	0	0	0	0	7	6.7
vs. UTEP	11/17	-	16	1-5	.200	0-3	.000	0-0	.000	0	2	2	1.0	0	0	2	0	0	1	2	5.5
vs. Western Michigan	11/19	-	5	0-1	.000	0-1	.000	0-0	.000	1	0	1	1.0	2	0	1	1	0	0	0	4.0
at FIU	11/27	-	4	0-1	.000	0-1	.000	0-0	.000	0	0	0	0.8	0	0	0	0	0	0	0	3.7
vs. Temple	11/30	-	23	6-11	.545	1-5	.200	0-0	.000	0	0	0	0.7	3	0	2	1	1	1	13	5.0
UMass	12/2	-	6	0-1	.000	0-0	.000	0-0	.000	0	0	0	0.6	1	0	0	0	0	0	0	4.4
Wyoming	12/6	-	7	0-2	.000	0-1	.000	0-0	.000	0	1	1	0.7	2	0	1	1	0	0	0	3.9
Coastal Carolina	12/9	-	-	-	-	-	DNP due to injury	-	-	-	-	-	0.7	-	-	-	-	-	-	-	3.9
at Clemson	12/19	-	14	2-5	.400	0-2	.000	1-2	.500	0	0	0	0.6	1	0	0	0	0	1	5	4.0
Limestone	12/27	-	22	6-11	.545	1-3	.333	3-5	.600	1	1	2	0.7	4	0	3	1	0	0	16	5.1
at Ole Miss	12/31	-	33	4-10	.400	1-4	.250	0-1	.000	0	6	6	1.2	3	0	2	3	0	2	9	5.4
Missouri	1/3	-	18	2-11	.182	1-5	.200	1-2	.500	0	0	0	1.1	2	0	1	0	1	1	6	5.5
Vanderbilt	1/6	-	24	1-7	.143	1-2	.500	0-1	.000	0	0	0	1.0	0	0	1	6	0	2	3	5.3
at Alabama	1/9	-	11	0-3	.000	0-1	.000	2-2	1.000	0	1	1	1.0	1	0	0	1	0	0	2	5.1
at Georgia	1/13	-	4	0-2	.000	0-1	.000	2-2	1.000	0	1	1	1.0	1	0	0	0	0	0	2	4.9
Kentucky	1/16	-	7	0-3	.000	0-2	.000	0-0	.000	1	0	1	1.0	0	0	0	1	0	0	0	4.6
Tennessee	1/20																				
at Florida	1/24																				
Texas Tech	1/27																				
Miss. State	1/31																				
at Texas A&M	2/3																				
at Arkansas	2/6																				
Florida	2/10																				
at Tennessee	2/13																				
Auburn	2/17																				
Georgia	2/21																				
at Miss. State	2/24																				
LSU	2/28																				
at Auburn	3/3																				
vs. SEC Tourn.	3/7-11																				
vs. NCAA Tourn.	3/15-4/2																				

## CAREER STATISTICS

Season	GP-GS	Min	Avg	FG	FGA	Pct	3FG	3FGA	Pct	FT	FTA	Pct	Off	Def	Tot	Avg	PF	FO	Ast	TO	Blk	Stl	Pts	Avg
2017-18	17-0	248	14.6	28	92	.304	9	39	.231	13	19	.684	3	14	17	1.0	28	1	17	17	2	9	78	4.6

## (SEC ONLY)

Season	GP-GS	Min	Avg	FG	FGA	Pct	3FG	3FGA	Pct	FT	FTA	Pct	Off	Def	Tot	Avg	PF	FO	Ast	TO	Blk	Stl	Pts	Avg
2018	6-0	97	16.2	7	36	.194	3	15	.200	5	8	.625	1	8	9	1.5	7	0	4	11	1	5	22	3.7





# #33 JASON CUDD

FRESHMAN | FORWARD | 7'1" | 255 | HS

MYRTLE BEACH, S.C. | SOCASTEE

## SEASON NOTABLES

- > Tallied three points with a pair of rebounds and a block in Hoops 4 Hurricane Relief exhibition vs. Virginia Tech (Nov. 5)
- > Saw action in opener at Wofford (Nov. 10)
- > Played two minutes in home-opening victory over MAC favorite Western Michigan (Nov. 13)
- > Scored first collegiate points after sinking a pair of free throws in win over UTEP (Nov. 17), also pulled down three rebounds in six minutes of work
- > Logged nine minutes in win vs. UMass (Dec. 2), posted first collegiate assist in the contest
- > Played eight minutes vs. Limestone (Dec. 27), scoring season high four points with two rebounds
- > Made SEC debut in loss vs. Mizzou (Jan. 3), scored two points in nine minutes of action
- > Saw 15 minutes of action in win vs. Vanderbilt (Jan. 6), had three points, three rebounds and first career block in the victory
- > Played career-high 16 minutes off the bench in loss at Alabama (Jan. 9)

## CUDD'S SEASON HIGHS

### Points

4, vs. Limestone (Dec. 27, 2017)

### Field Goals

2, vs. Limestone (Dec. 27, 2017)

### Field Goal Attempts

3, vs. Limestone (Dec. 27, 2017)

### 3-Point Field Goals

-

### 3-Point Field Goal Attempts

-

### Free Throws

2, 2x, last vs. Temple (Nov. 30, 2017)

### Free Throw Attempts

2, 4x, last at Alabama (Jan. 9, 2018)

### Rebounds

3, 2x, last vs. Vanderbilt (Jan. 6, 2018)

### Assists

1, 2x, last vs. Vanderbilt (Jan. 6, 2018)

### Blocks

1, vs. Vanderbilt (Jan. 6, 2018)

### Steals

-

### Minutes

16, last at Alabama (Jan. 9, 2018)

## 2017-18 GAME-BY-GAME STATS

Opponent	Date	GS	Min	FG-FGA	Pct	3FG-FGA	Pct	FT-FTA	Pct	Off	Def	Tot	Avg	PF	FO	A	TO	Blk	Stl	Pts	Avg
at Wofford	11/10	-	1	0-0	.000	0-0	.000	0-0	.000	0	0	0	0.0	0	0	0	0	0	0	0	0.0
Western Michigan	11/13	-	2	0-0	.000	0-0	.000	0-0	.000	0	0	0	0.0	1	0	0	1	0	0	0	0.0
vs. Illinois State	11/16	-	-	-	-	-	-	-	-	-	-	-	0.0	-	-	-	-	-	-	-	0.0
vs. UTEP	11/17	-	6	0-1	.000	0-0	.000	2-2	1.000	1	2	3	1.0	3	0	0	0	0	0	2	0.5
vs. Western Michigan	11/19	-	-	-	-	-	-	-	-	-	-	-	1.0	-	-	-	-	-	-	-	0.7
at FIU	11/27	-	-	-	-	-	-	-	-	-	-	-	1.0	-	-	-	-	-	-	-	0.7
vs. Temple	11/30	-	1	0-0	.000	0-0	.000	2-2	1.000	0	1	1	1.0	0	0	0	0	0	0	2	1.0
UMass	12/2	-	9	0-0	.000	0-0	.000	0-0	.000	0	0	0	0.8	0	0	1	1	0	0	0	0.8
Wyoming	12/6	-	1	0-0	.000	0-0	.000	0-0	.000	0	0	0	0.7	0	0	0	0	0	0	0	0.7
Coastal Carolina	12/9	-	-	-	-	-	-	-	-	-	-	-	0.7	-	-	-	-	-	-	-	0.7
at Clemson	12/19	-	-	-	-	-	-	-	-	-	-	-	0.7	-	-	-	-	-	-	-	0.7
Limestone	12/27	-	8	2-3	.667	0-0	.000	0-0	.000	1	1	2	0.9	1	0	0	1	0	0	4	1.1
at Ole Miss	12/31	-	-	-	-	-	-	-	-	-	-	-	0.9	-	-	-	-	-	-	-	1.1
Missouri	1/3	-	9	1-2	.500	0-0	.000	0-0	.000	0	0	0	0.8	1	0	0	0	0	0	2	1.3
Vanderbilt	1/6	-	15	1-2	.500	0-0	.000	1-2	.500	1	2	3	1.0	1	0	1	0	1	0	3	1.4
at Alabama	1/9	-	16	0-2	.000	0-0	.000	1-2	.500	1	1	2	1.7	0	0	0	1	0	0	1	2.0
at Georgia	1/13	-	3	0-0	.000	0-0	.000	0-0	.000	0	0	0	1.0	1	0	0	0	0	0	0	1.3
Kentucky	1/16	-	9	0-1	.000	0-0	.000	0-0	.000	0	0	0	0.9	0	0	0	0	0	0	0	1.2
Tennessee	1/20																				
at Florida	1/24																				
Texas Tech	1/27																				
Miss. State	1/31																				
at Texas A&M	2/3																				
at Arkansas	2/6																				
Florida	2/10																				
at Tennessee	2/13																				
Auburn	2/17																				
Georgia	2/21																				
at Miss. State	2/24																				
LSU	2/28																				
at Auburn	3/3																				
vs. SEC Tourn.	3/7-11																				
vs. NCAA Tourn.	3/15-4/2																				

## CAREER STATISTICS

Season	GP-GS	Min	Avg	FG	FGA	Pct	3FG	3FGA	Pct	FT	FTA	Pct	Off	Def	Tot	Avg	PF	FO	Ast	TO	Blk	Stl	Pts	Avg
2017-18	12-0	80	6.7	4	11	.364	0	0	.000	6	8	.750	4	7	11	0.9	8	0	2	4	1	0	14	1.2

## (SEC ONLY)

Season	GP-GS	Min	Avg	FG	FGA	Pct	3FG	3FGA	Pct	FT	FTA	Pct	Off	Def	Tot	Avg	PF	FO	Ast	TO	Blk	Stl	Pts	Avg
2018	5-0	52	10.4	2	7	.286	0	0	.000	2	4	.500	2	3	5	1.0	3	0	1	1	1	0	6	1.2





# #14 IBRAHIM FAMOUKE DOUMBIA

FRESHMAN | FORWARD | 6'6" | 205 | HS

BAMAKO, MALI | MIAMI COUNTRY DAY SCHOOL

## SEASON NOTABLES

- > Tallied four points and collected four rebounds with a block in exhibition vs. Erskine (Oct. 30), before adding two points with an assist in Hoops 4 Hurricane Relif exhibition vs. Virginia Tech (Nov. 5)
- > Saw action in opener at Wofford (Nov. 10), pulling down two rebounds in just two minutes
- > Played two minutes in team's home-opening victory over Western Michigan (Nov. 13)
- > Scored two points (first collegiate basket) in five minutes of action in loss vs. Illinois State (Nov. 16)
- > Saw action vs. Limestone (Dec. 27), pulling down a season high five rebounds in eight minutes of action
- > Made SEC debut in loss vs. Mizzou (Jan. 3), recorded two points and a rebound in six minutes
- > Scored one point in four minutes of action in win over No. 18 Kentucky (Jan. 16)

## FAMOUKE DOUMBIA'S SEASON HIGHS

### Points

2, 2x, last vs. Mizzou (Jan. 3, 2018)

### Field Goals

1, 2x, last vs. Mizzou (Jan. 3, 2018)

### Field Goal Attempts

4, 2x, last vs. Mizzou (Jan. 3, 2018)

### 3-Point Field Goals

-

### 3-Point Field Goal Attempts

1, vs. Mizzou (Jan. 3, 2018)

### Free Throws

-

### Free Throw Attempts

-

### Rebounds

5, vs. Limestone (Dec. 27, 2017)

### Assists

-

### Blocks

-

### Steals

-

### Minutes

8, vs. Limestone (Dec. 27, 2017)

## 2017-18 GAME-BY-GAME STATS

Opponent	Date	GS	Min	FG-FGA	Pct	3FG-FGA	Pct	FT-FTA	Pct	Off	Def	Tot	Avg	PF	FO	A	TO	Blk	Stl	Pts	Avg
at Wofford	11/10	-	2	0-1	.000	0-0	.000	0-0	.000	0	2	2	2.0	0	0	0	0	0	0	0	0.0
Western Michigan	11/13	-	2	0-0	.000	0-0	.000	0-0	.000	0	0	0	1.0	0	0	0	0	0	0	0	0.0
vs. Illinois State	11/16	-	5	1-1	1.000	0-0	.000	0-0	.000	0	0	0	0.7	2	0	0	0	0	0	2	0.7
vs. UTEP	11/17	-	3	0-0	.000	0-0	.000	0-0	.000	0	0	0	0.5	1	0	0	0	0	0	0	0.5
vs. Western Michigan	11/19	-	-	-	-	-	DNP	Coaches Decision-	-	-	-	-	0.5	-	-	-	-	-	-	-	0.5
at FIU	11/27	-	1	0-0	.000	0-0	.000	0-0	.000	0	0	0	0.4	0	0	0	0	0	0	0	0.4
vs. Temple	11/30	-	-	-	-	-	DNP	Coaches Decision-	-	-	-	-	0.4	-	-	-	-	-	-	-	0.4
UMass	12/2	-	-	-	-	-	DNP	Coaches Decision-	-	-	-	-	0.4	-	-	-	-	-	-	-	0.4
Wyoming	12/6	-	1	0-0	.000	0-0	.000	0-0	.000	0	1	1	0.5	0	0	0	0	0	0	0	0.3
Coastal Carolina	12/9	-	-	-	-	-	DNP	Coaches Decision-	-	-	-	-	0.5	-	-	-	-	-	-	-	0.3
at Clemson	12/19	-	-	-	-	-	DNP	Coaches Decision-	-	-	-	-	0.5	-	-	-	-	-	-	-	0.3
Limestone	12/27	-	8	0-4	.000	0-1	.000	0-0	.000	1	4	5	1.1	3	0	0	0	0	0	0	0.3
at Ole Miss	12/31	-	-	-	-	-	DNP	Coaches Decision-	-	-	-	-	1.1	-	-	-	-	-	-	-	0.3
Missouri	1/3	-	6	1-4	.250	0-1	.000	0-0	.000	1	0	1	1.1	1	0	0	0	0	0	0	0.5
Vanderbilt	1/6	-	-	-	-	-	DNP	Coaches Decision-	-	-	-	-	1.1	-	-	-	-	-	-	-	0.5
at Alabama	1/9	-	1	0-0	.000	0-0	.000	0-0	.000	0	0	0	1.0	0	0	0	0	0	0	0	0.4
at Georgia	1/13	-	-	-	-	-	DNP	Coaches Decision-	-	-	-	-	1.0	-	-	-	-	-	-	-	0.4
Kentucky	1/16	-	4	0-0	.000	0-0	.000	1-2	.500	0	0	0	0.9	1	0	0	0	0	0	1	0.5
Tennessee	1/20																				
at Florida	1/24																				
Texas Tech	1/27																				
Miss. State	1/31																				
at Texas A&M	2/3																				
at Arkansas	2/6																				
Florida	2/10																				
at Tennessee	2/13																				
Auburn	2/17																				
Georgia	2/21																				
at Miss. State	2/24																				
LSU	2/28																				
at Auburn	3/3																				
vs. SEC Tourn.	3/7-11																				
vs. NCAA Tourn.	3/15-4/2																				

## CAREER STATISTICS

Season	GP-GS	Min	Avg	FG	FGA	Pct	3FG	3FGA	Pct	FT	FTA	Pct	Off	Def	Tot	Avg	PF	FO	Ast	TO	Blk	Stl	Pts	Avg
2017-18	10-0	33	3.3	2	10	.200	0	2	.000	1	2	.500	2	7	9	0.9	8	0	0	0	0	0	5	0.5

## (SEC ONLY)

Season	GP-GS	Min	Avg	FG	FGA	Pct	3FG	3FGA	Pct	FT	FTA	Pct	Off	Def	Tot	Avg	PF	FO	Ast	TO	Blk	Stl	Pts	Avg
2018	3-0	11	3.7	1	4	.250	0	1	.000	1	2	.500	1	0	1	0.3	2	0	0	0	0	0	3	1.0





# #13 FELIPE HAASE

FRESHMAN | FORWARD | 6'9" | 249 | HS

OSORNO, CHILE | MIAMI (FLA.) CHRISTIAN SCHOOL

## SEASON NOTABLES

- > Saw action in opener at Wofford (Nov. 10), scoring 10 points, hitting a pair of 3s, with five rebounds
- > Finished with seven points, nine rebounds and a team-high three assists in win over Western Michigan (Nov. 13)
- > Played career-high 29 minutes in loss vs. Illinois State (Nov. 16), scoring five points with four rebounds, also had an assist and his first collegiate steal and block
- > Had seven points, seven rebounds and a steal in 24 minutes of action in victory over UTEP (Nov. 17)
- > Dropped 10 points with five rebounds, an assist and a steal in 26 minutes in win vs. Western Michigan (Nov. 19) in final game of the Puerto Rico Tip-Off, went 2-for-4 from behind the arc
- > Recorded first career double-double with 11 points and 10 rebounds in win vs. UMass (Dec. 2)
- > Went 7-for-12 from the field en route to scoring new career-high 17 points vs. Wyoming (Dec. 6), was just shy of notching double-double as he finished with nine rebounds, hit season-high three 3s and tied for team lead with three assists in 22 minutes of action
- > Pulled down a team high eight rebounds, adding five points, an assist and a steal in home win over Limestone (Dec. 27)
- > Saw 24 minutes of action off the bench in first career SEC game, a loss at Ole Miss (Dec. 31), scored nine points and pulled down six rebounds
- > Knocked down a pair of 3s in 16 minutes of work off the bench in loss vs. Mizzou (Jan. 3)
- > Grabbed six rebounds in win vs. Vanderbilt (Jan. 6)
- > Dished out career-high four assists in win vs. No. 18 Kentucky (Jan. 16)

## SUPERLATIVES

	'17-18 Season	Career
Double-figure scoring	4	4

\* led or shared team lead

## 2017-18 GAME-BY-GAME STATS

Opponent	Date	GS	Min	FG-FGA	Pct	3FG-FGA	Pct	FT-FTA	Pct	Off	Def	Tot	Avg	PF	FO	A	TO	Blk	Stl	Pts	Avg
at Wofford	11/10	-	23	4-6	.667	2-3	.667	0-1	.000	1	4	5	5.0	2	0	0	0	0	0	10	10.0
Western Michigan	11/13	-	25	1-3	.333	1-3	.333	4-6	.667	2	7	9	7.0	2	0	3	2	0	0	7	8.5
vs. Illinois State	11/16	-	29	2-6	.333	1-1	1.000	0-0	.000	0	4	4	6.0	2	0	1	0	1	1	5	7.3
vs. UTEP	11/17	-	24	3-7	.429	1-3	.333	0-0	.000	2	5	7	6.3	2	0	0	0	0	1	7	7.3
vs. Western Michigan	11/19	-	26	3-5	.600	2-4	.500	2-2	1.000	1	4	5	6.0	3	0	1	2	0	1	10	7.8
at FIU	11/27	-	9	2-5	.400	0-1	.000	0-0	.000	0	1	1	5.2	2	0	0	5	0	0	4	7.2
vs. Temple	11/30	-	18	0-2	.000	0-2	.000	1-2	.500	0	1	1	4.6	0	0	0	2	0	2	1	6.3
UMass	12/2	-	29	4-9	.444	0-2	.000	3-4	.750	1	9	10	5.3	1	0	0	2	1	2	11	6.9
Wyoming	12/6	-	22	7-12	.583	3-7	.429	0-0	.000	2	7	9	5.7	0	0	3	1	0	0	17	8.0
Coastal Carolina	12/9	-	14	3-4	.750	0-1	.000	1-1	1.000	1	4	5	5.6	0	0	0	2	0	0	7	7.9
at Clemson	12/19	-	22	1-5	.200	0-3	.000	0-0	.000	0	2	2	5.3	0	0	0	1	0	0	2	7.4
Limestone	12/27	-	20	2-5	.400	1-3	.333	0-0	.000	2	6	8	5.5	2	0	1	2	0	1	5	7.2
at Ole Miss	12/31	-	24	3-7	.429	1-3	.333	2-3	.666	1	5	6	5.5	1	0	1	1	0	0	9	7.3
Missouri	1/3	-	16	2-2	1.000	2-2	1.000	0-0	.000	0	2	2	5.3	3	0	0	1	1	0	6	7.2
Vanderbilt	1/6	-	16	1-8	.125	1-6	.167	0-0	.000	2	4	6	5.3	1	0	2	0	1	0	3	6.9
at Alabama	1/9	-	16	0-4	.000	0-2	.000	0-0	.000	1	0	1	5.1	1	0	1	1	0	0	0	6.5
at Georgia	1/13	-	20	1-8	.125	0-6	.000	0-0	.000	1	3	4	5.0	3	0	0	0	0	0	2	6.2
Kentucky	1/16	-	12	1-3	.333	0-1	.000	0-0	.000	0	2	2	4.8	5	1	4	1	0	0	2	6.0
Tennessee	1/20																				
at Florida	1/24																				
Texas Tech	1/27																				
Miss. State	1/31																				
at Texas A&M	2/3																				
at Arkansas	2/6																				
Florida	2/10																				
at Tennessee	2/13																				
Auburn	2/17																				
Georgia	2/21																				
at Miss. State	2/24																				
LSU	2/28																				
at Auburn	3/3																				
vs. SEC Tourn.	3/7-11																				
vs. NCAA Tourn.	3/15-4/2																				

## CAREER STATISTICS

Season	GP-GS	Min	Avg	FG	FGA	Pct	3FG	3FGA	Pct	FT	FTA	Pct	Off	Def	Tot	Avg	PF	FO	Ast	TO	Blk	Stl	Pts	Avg
2017-18	18-0	365	20.3	40	101	.396	15	53	.283	13	19	.684	17	70	87	4.8	29	1	17	23	4	8	108	6.0

## (SEC ONLY)

Season	GP-GS	Min	Avg	FG	FGA	Pct	3FG	3FGA	Pct	FT	FTA	Pct	Off	Def	Tot	Avg	PF	FO	Ast	TO	Blk	Stl	Pts	Avg
2018	6-0	104	17.3	8	32	.250	4	20	.200	2	3	.667	5	16	21	3.5	13	1	8	4	2	0	22	3.7





# #10 JUSTIN MINAYA

FRESHMAN | FORWARD | 6'5" | 210 | HS

HARRINGTON PARK, N.J. | NORTHERN VALLEY AT OLD TAPPAN

## SEASON NOTABLES

- > Posted nine points with a career-high eight rebounds in loss vs. Illinois State (Nov. 16)
- > Scored career-high 14 points on 4-of-7 shooting in victory over UTEP (Nov. 17), knocked down season-high three triples and had three assists and a steal in 28 minutes
- > Had nine points, three rebounds, two blocks and a steal in win over Western Michigan (Nov. 19) in the final game of the Puerto Rico Tip-Off, played 30-plus minutes for the first time in his career
- > Led team in minutes (36) and scored 13 points in road victory at FIU (Nov. 27), went 3-for-6 from behind the arc and had four rebounds, two assists and a steal
- > Dropped 11 points with seven rebounds and a pair of steals in loss vs. Temple (Nov. 30) at Madison Square Garden
- > Had breakout game, leading the team with a new career-high 17 points in win vs. UMass (Dec. 2), played team-high 33 minutes and also had four rebounds
- > Finished with 11 points in win vs. Wyoming (Dec. 6) for fourth-straight game in double figures
- > Recorded 13 points, his fifth consecutive game in double-figures, in win vs. Coastal Carolina (Dec. 9)
- > Played season-low 14 minutes in SEC debut due to foul trouble in loss at Ole Miss (Dec. 32), scored four points and had four rebounds and four assists in limited action
- > Saw limited action in road win at Georgia (Jan. 13) due to foul trouble

## SUPERLATIVES

	'17-18 Season	Career
Double-figure scoring	6	6

\* led or shared team lead

## MINAYA'S SEASON HIGHS

### Points

17, vs. UMass (Dec. 2, 2017)

### Field Goals

6, vs. UMass (Dec. 2, 2017)

### Field Goal Attempts

11, 2x, last vs. UMass (Dec. 2, 2017)

### 3-Point Field Goals

3, 2x, last at FIU (Nov. 27, 2017)

### 3-Point Field Goal Attempts

6, at FIU (Nov. 27, 2017)

### Free Throws

4, 3x, last vs. UMass (Dec. 2, 2017)

### Free Throw Attempts

6, 2x, last vs. UMass (Dec. 2, 2017)

### Rebounds

9, vs. Illinois State (Nov. 16, 2017)

### Assists

3, 2x, last at Ole Miss (Dec. 31, 2017)

### Blocks

2, vs. Western Michigan (Nov. 19, 2017)

### Steals

2, 2x, Wyoming (Dec. 6, 2017)

### Minutes

36, at FIU (Nov. 27, 2017)

## 2017-18 GAME-BY-GAME STATS

Opponent	Date	GS	Min	FG-FGA	Pct	3FG-FGA	Pct	FT-FTA	Pct	Off	Def	Tot	Avg	PF	FO	A	TO	Blk	Stl	Pts	Avg
at Wofford	11/10	*	24	2-5	.400	1-2	.500	1-1	1.000	2	2	4	4.0	1	0	2	2	1	0	6	6.0
Western Michigan	11/13	*	22	2-8	.250	0-4	.000	1-3	.333	2	3	5	4.5	3	0	2	0	0	0	5	5.5
vs. Illinois State	11/16	*	24	2-9	.222	1-5	.200	4-6	.667	3	5	8	5.7	4	0	1	1	0	0	9	6.7
vs. UTEP	11/17	*	28	4-7	.571	3-5	.600	3-4	.750	2	1	3	5.0	1	0	3	3	0	1	14	8.5
vs. Western Michigan	11/19	*	33	4-9	.444	1-4	.250	0-0	.000	1	2	3	4.6	1	0	0	2	2	1	9	8.6
at FIU	11/27	*	36	5-11	.455	3-6	.500	0-0	.000	1	3	4	4.5	3	0	2	1	0	1	13	9.3
vs. Temple	11/30	*	28	3-7	.429	1-3	.333	4-4	1.000	1	6	7	4.9	0	0	0	2	0	2	11	9.6
UMass	12/2	*	33	6-11	.545	1-4	.250	4-6	.667	1	3	4	4.8	1	0	1	2	0	0	17	10.5
Wyoming	12/6	*	23	4-8	.500	2-3	.667	1-2	.500	1	2	3	4.6	4	0	0	2	1	2	11	10.6
Coastal Carolina	12/9	*	33	4-9	.444	3-7	.429	2-2	1.000	2	2	4	4.5	2	0	1	4	0	1	13	10.8
at Clemson	12/19	*	29	0-6	.000	0-1	.000	0-0	.000	3	2	5	4.5	1	0	1	2	0	0	0	9.8
Limestone	12/27	*	16	1-6	.167	1-1	1.000	1-2	.500	1	3	4	4.5	1	0	1	0	0	1	4	9.3
at Ole Miss	12/31	*	14	2-3	.666	0-1	.000	0-0	.000	1	3	4	4.5	4	0	3	1	1	0	4	8.9
Missouri	1/3	*	30	3-7	.429	1-2	.500	1-3	.333	2	2	4	4.4	2	0	2	2	0	0	8	8.9
Vanderbilt	1/6	*	31	2-7	.286	1-3	.333	1-3	.333	2	3	5	4.5	3	0	1	0	1	1	6	8.7
at Alabama	1/9	*	29	3-7	.429	1-2	.500	0-0	.000	2	3	5	4.5	2	0	2	0	0	1	7	8.6
at Georgia	1/13	*	14	1-4	.250	0-1	.000	0-0	.000	2	2	4	4.5	3	0	2	0	0	0	2	8.2
Kentucky	1/16	*	16	1-8	.125	1-4	.250	1-2	.500	0	2	2	4.3	3	0	0	0	0	0	4	7.9
Tennessee	1/20																				
at Florida	1/24																				
Texas Tech	1/27																				
Miss. State	1/31																				
at Texas A&M	2/3																				
at Arkansas	2/6																				
Florida	2/10																				
at Tennessee	2/13																				
Auburn	2/17																				
Georgia	2/21																				
at Miss. State	2/24																				
LSU	2/28																				
at Auburn	3/3																				
vs. SEC Tourn.	3/7-11																				
vs. NCAA Tourn.	3/15-4/2																				

## CAREER STATISTICS

Season	GP-GS	Min	Avg	FG	FGA	Pct	3FG	3FGA	Pct	FT	FTA	Pct	Off	Def	Tot	Avg	PF	FO	Ast	TO	Blk	Stl	Pts	Avg
2017-18	18-18	463	25.7	49	132	.371	21	58	.362	24	38	.632	29	49	78	4.3	38	0	24	24	6	11	143	7.9

## (SEC ONLY)

Season	GP-GS	Min	Avg	FG	FGA	Pct	3FG	3FGA	Pct	FT	FTA	Pct	Off	Def	Tot	Avg	PF	FO	Ast	TO	Blk	Stl	Pts	Avg
2018	6-6	134	22.3	12	36	.333	4	13	.308	3	8	.375	9	15	24	4.0	17	0	10	3	2	2	31	5.2



## THE LAST TIME IN SOUTH CAROLINA BASKETBALL

### AN INDIVIDUAL ...

Scored 20 or more points:	South Carolina: Chris Silva (27), vs. Kentucky, Jan. 16, 2018, in Columbia, S.C. Opponent: Kevin Knox (21), Kentucky, Jan. 16, 2018, in Columbia, S.C.
Scored 30 or more points:	South Carolina: Sindarius Thornwell (44), vs. Alabama, Feb. 7, 2017, in Columbia, S.C. Opponent: Kevin Punter (36), Tennessee, Jan. 23, 2016 in Knoxville, Tenn.
Scored 35 or more points:	South Carolina: Sindarius Thornwell (44) vs. Alabama, Feb. 7, 2017, in Columbia, S.C. Opponent: Kevin Punter (36), Tennessee, Jan. 23, 2016 in Knoxville, Tenn.
Scored 40 or more points:	South Carolina: Sindarius Thornwell (44), vs. Alabama, Feb. 7, 2017, in Columbia, S.C. Opponent: Austin Carr (43), Notre Dame, Dec. 30, 1969 in New Orleans, La.
Collected 20 or more rebounds:	South Carolina: Sindarius Thornwell (21), vs. Alabama, Feb. 7, 2017, in Columbia, S.C. Opponent: Ekpe Udoh (20), Baylor, Jan. 2, 2010 in Columbia, S.C.
Collected 15 or more rebounds:	South Carolina: Sindarius Thornwell (21), vs. Alabama, Feb. 7, 2017, in Columbia, S.C. Opponent: Amile Jefferson (15), Duke, March 19, 2017, in Greenville, S.C.
Made 12 or more field goals:	South Carolina: Laimonas Chatkevicius (15), vs. High Point, March 15, 2016, in Columbia, S.C. Opponent: Michael Frazier II (12), Florida, March 4, 2014 in Columbia, S.C.
Made 10 or more field goals:	South Carolina: Chris Silva (10), at FIU, Nov. 27, 2017, in Miami Opponent: Luwane Pipkins (10), UMass, Dec. 2, 2017, in Columbia, S.C.
Attempted 20 or more field goals:	South Carolina: Sindarius Thornwell (25) & PJ Dozier (24), vs. Alabama, Feb. 7, 2017, in Columbia, S.C. Opponent: Luwane Pipkins (20), UMass, Dec. 2, 2017, in Columbia, S.C.
Attempted 25 or more field goals:	South Carolina: Sindarius Thornwell, 25, vs. Alabama, Feb. 7, 2017 in Columbia, S.C. Opponent: Kemmy Burgess (Alaska-Anchorage), 26, Nov. 24, 2005 in Anchorage, Alaska
Dished 10 or more assists:	South Carolina: Devan Downey, 11, vs. LSU, March 13, 2008 in Atlanta, Ga. Opponent: 11, Jabril Durham, Arkansas, March 5, 2016 in Fayetteville, Ark.
Swiped 5 or more steals:	South Carolina: Sindarius Thornwell, 5, vs. Texas A&M, Jan. 7, 2017 in Columbia, S.C. Opponent: 6, Thomas Wilder, Western Michigan, Nov. 13, 2017 in Columbia, S.C.
Blocked 5 or more shots:	South Carolina: Chris Silva (5), vs. FIU, Dec. 4, 2016 in Columbia, S.C. Opponent: Elijah Thomas (5), Clemson, Dec. 19, 2017, in Clemson, S.C.
Made 5 or more 3-point field goals:	South Carolina: Frank Booker (6), at Ole Miss, Dec. 31, 2017, in Oxford, Miss. Opponent: Johntay Porter (5), Missouri, Jan. 3, 2018, in Columbia, S.C.
Attempted 8 or more 3-point field goals:	South Carolina: Frank Booker (9), vs. Kentucky, Jan. 16, 2018, in Columbia, S.C. Opponent: Kevin Knox (8), Kentucky, Jan. 16, 2018, in Columbia, S.C.
Made 10 or more free throws:	South Carolina: Chris Silva (11), at Ole Miss, Dec. 31, 2017, in Oxford, Miss. Opponent: Justin James (11), Wyoming, Dec. 6, 2017, in Columbia, S.C.
Attempted 15 or more free throws:	South Carolina: Sindarius Thornwell (16), at Ole Miss, March 4, 2017, in Oxford, Miss. Opponent: Milik Yarbrough (18), Illinois State, Nov. 16, 2017, in Myrtle Beach, S.C.
Played all 40 minutes of regulation:	South Carolina: Duane Notice, vs. Texas A&M, Feb. 21, 2015 in Columbia, S.C. Opponent: Kenny Hairston, Limestone, Dec. 27, 2017, in Columbia, S.C.
A player hit a last-second shot (within 3 seconds) to win a game:	South Carolina: PJ Dozier (Buzzer Beater), vs. Monmouth, Nov. 15, 2016, in Columbia, S.C. Opponent: JJ Frazier (Free Throws), Georgia, March 11, 2016 in Nashville, Tenn.
A player had a double-double:	South Carolina: Chris Silva (21 points, 13 rebounds), at Ole Miss, Dec. 31, 2017, in Oxford, Miss. Opponent: Justin James (20 points, 12 rebounds), Wyoming, Dec. 6, 2017, in Columbia, S.C.
Two or more players had a double-double:	South Carolina: Michael Carrera (11 points, 10 rebounds), Sindarius Thornwell (18 points, 11 rebounds), at Georgia, Feb. 2, 2016, in Athens, Ga. Opponent: Sebastain Saiz (21 points, 15 rebounds), Justas Furmanavicius (12 points, 10 rebounds), Ole Miss, March 4, 2017, in Oxford, Miss.
A player had a triple-double:	South Carolina: Sam Muldrow (16 points, 14 rebounds, 10 blocks) vs. Vanderbilt, Jan. 8, 2011 in Columbia, S.C. *** Only second triple-double in South Carolina history (Chuck Eidson (25 points, 10 rebounds, 10 assists) vs. SC State, Nov. 29, 2002 in Columbia, S.C. Opponent: Daniel Hackett (Southern California - 22 points, 10 rebounds, 10 assists), Nov. 17, 2007 in Columbia, S.C.
Scored 30 or more points in back-to-back games:	South Carolina: Devan Downey, 30 vs. Kentucky, Jan. 26, 2010 in Columbia, S.C. 33 vs. Georgia, Jan. 30, 2010, in Columbia, S.C.
Scored 25 or more points in back-to-back games:	South Carolina: Sindarius Thornwell, 28 at Mississippi State, Feb. 11, 2017, in Starkville, Miss. 27 vs. Arkansas, Feb. 15, 2017 in Columbia, S.C.


### A TEAM ...

Scored 100 or more points:	South Carolina: 103 vs. The Citadel, Nov. 12, 2007 in Columbia, S.C. Opponent: 107, Vanderbilt, Feb. 17, 1996 in Nashville, Tenn.
Scored 50 points or less:	South Carolina: 25, at Clemson, Dec. 19, 2017, in Clemson, S.C. Opponent: 45, Limestone, Dec. 27, 2017, in Columbia, S.C.
Scored 50 points in a half:	South Carolina: 50 (1st half), vs. UTER, Nov. 17, 2017, in Myrtle Beach, S.C. Opponent: 51 (2nd half), Duke, March 19, 2017, in Greenville, S.C.
Failed to score 25 points in a half:	South Carolina: 22 (2nd half), vs. Clemson, Dec. 19, 2017, in Clemson, S.C. Opponent: 20 (2nd half), Limestone, Dec. 27, 2017, in Columbia, S.C.



<b>Collected 50 or more rebounds:</b>	South Carolina: 52, vs. Limestone, Dec. 27, 2017, in Columbia, S.C. Opponent: 62, Alabama, Feb. 7, 2017, in Columbia, S.C.
<b>Shot 60% or better from the field:</b>	South Carolina: 60.0% (39-65), vs. High Point, March 15, 2016, in Columbia, S.C. Opponent: 69.6% (32-46) Missouri, Feb. 28, 2013, in Columbia, S.C.
<b>Shot 50% or better from the field:</b>	South Carolina: 50.9% (28-55), vs. UMass, Dec. 2, 2017, in Columbia, S.C. Opponent: 58.8% (30-51), Alabama, Jan. 9, 2018, in Tuscaloosa, Ala.
<b>Shot less than 30% from the field:</b>	South Carolina: 27.1 % (16-59), at Georgia, Jan. 13, 2018, in Athens, Ga. Opponent: 25.0% (13-52), Limestone, Dec. 27, 2017, in Columbia, S.C.
<b>Shot 50% or better from 3-point range (at least 10 attempts):</b>	South Carolina: 57.7% (15-26), vs. Auburn, Jan. 24, 2017, in Columbia, S.C. Opponent: 58.3% (14-24), Missouri, Jan. 3, 2018, in Columbia, S.C.
<b>Shot 20% or less from 3-point range (at least 10 attempts):</b>	South Carolina: 12.5% (2-16), at Clemson, Dec. 19, 2017, in Clemson, S.C. Opponent: 9.1% (1-11), Kentucky, Jan. 16, 2018, in Columbia, S.C.
<b>Dished 20 or more assists:</b>	South Carolina: 22, at FIU, Nov. 27, 2017, in Miami. Opponent: 20, Mississippi State, Feb. 27, 2016, in Starkville, Miss.
<b>Made 35 or more shots:</b>	South Carolina: 35, vs. Marquette, March 17, 2017, in Greenville, S.C. Opponent: 35, vs. Tennessee, March 5, 2009, in Columbia, S.C.
<b>Attempted 80 or more shots:</b>	South Carolina: 88 vs. Alabama, Feb. 7, 2017, in Columbia, S.C. Opponent: 83, LSU, Feb. 10, 1996, in Columbia, S.C.
<b>Attempted 70 or more shots:</b>	South Carolina: 70, vs. Texas A&M, Jan. 7, 2017, in Columbia, S.C. Opponent: 71, Alabama, Feb. 7, 2017, in Columbia, S.C.
<b>Made 10 or more 3-pointers:</b>	South Carolina: 11, at Wofford, Nov. 10, 2017, in Spartanburg, S.C. Opponent: 14, Missouri, Jan. 3, 2018, in Columbia, S.C.
<b>Did not make a 3-pointer:</b>	South Carolina: vs. Milwaukee, Nov. 11, 2012, in Columbia, S.C. Opponent: Florida, Jan. 18, 2017, in Columbia, S.C.
<b>Attempted 30 or more 3-pointers:</b>	South Carolina: 32, vs. Illinois State, Nov. 16, 2017, in Myrtle Beach, S.C. Opponent: 30, High Point, March 15, 2016, in Columbia, S.C.
<b>Attempted 25 or more 3-pointers:</b>	South Carolina: 32, vs. Illinois State, Nov. 16, 2017, in Myrtle Beach, S.C. Opponent: 29, Vanderbilt, Jan. 6, 2018, in Columbia, S.C.
<b>Made 30 or more free throws:</b>	South Carolina: 35, vs. Alabama, Feb. 7, 2017, in Columbia, S.C. Opponent: 30, Tennessee, Jan. 23, 2016, in Knoxville, Tenn.
<b>Attempted 40 or more free throws:</b>	South Carolina: 50, vs. Alabama, Feb. 7, 2017, in Columbia, S.C. Opponent: 42, Kentucky, March 1, 2014, in Columbia, S.C.
<b>Swiped 15 or more steals:</b>	South Carolina: 15 vs. Vanderbilt, Jan. 16, 2010, in Columbia, S.C. Opponent: 15, Monmouth, Nov. 15, 2016, in Columbia, S.C.
<b>Blocked 12 or more shots:</b>	South Carolina: 12, vs. Vanderbilt, Jan. 8, 2011, in Columbia, S.C. Opponent: 12, Mississippi State, Jan. 26, 2016, in Columbia, S.C.
<b>Blocked 8 or more shots:</b>	South Carolina: 8, at Georgia, Jan. 4, 2017, in Athens, Ga. Opponent: 9, Georgia, Jan. 13, 2018, in Athens, Ga.
<b>Won by 30 or more points:</b>	South Carolina: 42, vs. SC State, Nov. 18, 2016, in Columbia, S.C. Opponent: 34, Kentucky, Feb. 14, 2015, in Lexington, Ky.
<b>Won by 20 or more points:</b>	South Carolina: 29, vs. Limestone, Dec. 27, 2017, in Columbia, S.C. Opponent: 27, Kentucky, Feb. 13, 2016, in Columbia, S.C.
<b>Played a single overtime game:</b>	Win: 70-69, vs. Monmouth, Nov. 15, 2016, in Columbia, S.C. Loss: 62-54 at Georgia, Feb. 23, 2013, in Athens, Ga.
<b>Played a double overtime game:</b>	Win: 87-85 vs. WKU, Nov. 27, 2010, in Bowling Green, Ky. Loss: 98-88 vs. Louisville, Feb. 20, 1988, in Columbia, S.C.
<b>South Carolina played a No. 1 Team in the country:</b>	Win: 68-62 vs. Kentucky, Jan. 26, 2010, in Columbia, S.C. Loss: 77-43 loss at Kentucky, Feb. 14, 2015, in Lexington, Ky.
<b>South Carolina played a top-5 opponent:</b>	Win: 68-62 vs. No. 1/1 Kentucky, Jan. 26, 2010, in Columbia, S.C. Loss: 85-69 loss to No. 5/5 Kentucky, Jan. 21, 2017, in Lexington, Ky.
<b>South Carolina played a top-10 opponent:</b>	Win: 88-81 win vs. No. 7/7 Duke, March 19, 2017, in Greenville, S.C. Loss: 58-43 loss vs. Kentucky, Jan. 24, 2015, in Columbia, S.C.
<b>South Carolina played a top-25 opponent:</b>	Win: 76-68 vs. No. 18/16 Kentucky, Jan. 16, 2018, in Columbia, S.C. Loss: 77-73 vs. No. 2/2 Gonzaga, April 1, 2017, in Phoenix, Ariz.
<b>South Carolina defeated a ranked opponent:</b>	Home: 76-68 win vs. No. 18/16 Kentucky, Jan. 16, 2018, in Columbia, S.C. Away: 77-73 win at No. 13/19 Vanderbilt, March 6, 2010, in Nashville, Tenn. Neutral: 77-70 vs. No. 20/17 Florida, March 26, 2017, in New York City SEC Home: 76-68 win vs. No. 18/16 Kentucky, Jan. 16, 2018, in Columbia, S.C. SEC Away: 81-78 win at No. 8/8 Texas A&M, Feb. 6, 2016, in College Station, Texas Non-conference away: 85-84 win at No. 19/20 Baylor, Jan. 2, 2009, in Waco, Texas
<b>South Carolina defeated a top 10 opponent:</b>	Home: 68-62 win vs. No. 1/1 Kentucky, Jan. 26, 2010, in Columbia, S.C. Away: 81-78 win at No. 8/8 Texas A&M, Feb. 6, 2016, in College Station, Texas Neutral: 88-81 win vs. No. 7/7 Duke, March 19, 2017, in Greenville, S.C.
<b>A South Carolina win opened the season:</b>	Home: 85-76 win vs. La Tech on Nov. 11, 2016, in Columbia, S.C. Away: 73-52 win at Wofford on Nov. 10, 2017, in Spartanburg, S.C. Neutral: 74-61 win vs. Chaminade, Nov. 19, 2001, in Maui, Hawaii (Maui Invite)
<b>South Carolina opened SEC play:</b>	Home: 79-68 loss vs. Missouri, Jan. 3, 2018, in Columbia, S.C. Away: 74-69 loss at Ole Miss, Dec. 31, 2017, in Oxford, Miss.





# 2017-18 SOUTH CAROLINA GAMECOCKS

## RADIO/TV SPOT CHART



#0 | DAVID  
BEATTY



#1 | KORY  
HOLDEN



#2 | HASSANI  
GRAVETT



#5 | FRANK  
BOOKER




#10 | JUSTIN  
MINAYA



#12 | KHADIM  
GUEYE



#13 | FELIPE  
HAASE



#14 | IBRAHIM  
FAMOUKE DOUMBIA



#15 | WESLEY  
MYERS



#20 | TOMMY  
CORCHIANI



#21 | MAIK  
KOTSAR



#23 | EVAN  
HINSON



#25 | CHRISTIAN  
SCHMITT



#30 | CHRIS  
SILVA



#33 | JASON  
CUDD



FRANK  
MARTIN





# 2017-18 South Carolina Basketball South Carolina Combined Team Statistics (as of Jan 17, 2018) All games

RECORD:	OVERALL	HOME	AWAY	NEUTRAL
ALL GAMES	12-6	7-1	3-3	2-2
CONFERENCE	3-3	2-1	1-2	0-0
NON-CONFERENCE	9-3	5-0	2-1	2-2

##	Player	gp-gs	min	avg	Total		3-Point		F-Throw		Rebounds				pf	dq	a	to	blk	stl	pts	avg
					fg-fga	fg%	3fg-fga	3fg%	ft-fa	ft%	off	def	tot	avg								
30	SILVA, Chris	18-18	444	24.7	73-148	.493	4-10	.400	119-157	.758	53	90	143	7.9	60	2	19	43	23	11	269	14.9
05	BOOKER, Frank	18-14	473	26.3	63-145	.434	41-103	.398	37-53	.698	9	50	59	3.3	31	0	20	18	3	22	204	11.3
21	KOTSAR, Maik	18-18	490	27.2	65-141	.461	3-16	.188	21-44	.477	30	55	85	4.7	53	2	25	30	13	21	154	8.6
10	MINAYA, Justin	18-18	463	25.7	49-132	.371	21-58	.362	24-38	.632	29	49	78	4.3	38	0	24	24	6	11	143	7.9
02	GRAVETT, Hassani	15-12	368	24.5	38-100	.380	13-46	.283	29-42	.690	7	47	54	3.6	21	0	55	27	3	7	118	7.9
15	MYERS, Wesley	18-6	379	21.1	41-103	.398	10-31	.323	33-53	.623	12	34	46	2.6	36	1	29	26	3	6	125	6.9
13	HAASE, Felipe	18-0	365	20.3	40-101	.396	15-53	.283	13-19	.684	17	70	87	4.8	29	1	17	23	4	8	108	6.0
00	BEATTY, David	17-0	248	14.6	28-92	.304	9-39	.231	13-19	.684	3	14	17	1.0	28	1	17	17	2	9	78	4.6
23	HINSON, Evan	8-4	80	10.0	8-19	.421	3-7	.429	8-11	.727	0	11	11	1.4	12	0	2	5	2	2	27	3.4
01	HOLDEN, Kory	11-0	120	10.9	14-37	.378	2-11	.182	6-11	.545	3	9	12	1.1	13	0	18	17	1	1	36	3.3
33	CUDD, Jason	12-0	80	6.7	4-11	.364	0-0	.000	6-8	.750	4	7	11	0.9	8	0	2	4	1	0	14	1.2
14	FAMOUKE DOUMBIA,	10-0	33	3.3	2-10	.200	0-2	.000	1-2	.500	2	7	9	0.9	8	0	0	0	0	0	5	0.5
20	CORCHIANI, Tommy	2-0	3	1.5	0-0	.000	0-0	.000	0-0	.000	0	2	2	1.0	0	0	0	0	0	0	0	0.0
25	SCHMITT, Christian	3-0	6	2.0	0-2	.000	0-2	.000	0-0	.000	0	0	0	0.0	0	0	0	0	0	0	0	0.0
12	GUEYE, Khadim	10-0	48	4.8	0-1	.000	0-0	.000	0-2	.000	3	4	7	0.7	9	0	0	4	0	1	0	0.0
Team											54	21	75					6				
Total.....		18	3600		425-1042	.408	121-378	.320	310-459	.675	226	470	696	38.7	346	7	228	244	61	99	1281	71.2
Opponents.....		18	3600		387-938	.413	120-355	.338	281-415	.677	148	445	593	32.9	394	18	201	282	86	134	1175	65.3

TEAM STATISTICS	SC	OPP
SCORING	1281	1175
Points per game	71.2	65.3
Scoring margin	+5.9	-
FIELD GOALS-ATT	425-1042	387-938
Field goal pct	.408	.413
3 POINT FG-ATT	121-378	120-355
3-point FG pct	.320	.338
3-pt FG made per game	6.7	6.7
FREE THROWS-ATT	310-459	281-415
Free throw pct	.675	.677
F-Throws made per game	17.2	15.6
REBOUNDS	696	593
Rebounds per game	38.7	32.9
Rebounding margin	+5.7	-
ASSISTS	228	201
Assists per game	12.7	11.2
TURNOVERS	244	282
Turnovers per game	13.6	15.7
Turnover margin	+2.1	-
Assist/turnover ratio	0.9	0.7
STEALS	99	134
Steals per game	5.5	7.4
BLOCKS	61	86
Blocks per game	3.4	4.8
ATTENDANCE	93659	49199
Home games-Avg/Game	8-11707	6-6552
Neutral site-Avg/Game	-	4-2472

Date	Opponent	Score	Att.
11/10/17	at Wofford	w 73-52	3400
! 11/13/17	WESTERN MICHIGAN	w 78-60	12136
& 11/16/17	vs Illinois State	L 65-69	700
& 11/17/17	vs UTEP	w 80-56	987
& 11/19/17	vs Western Michigan	w 79-66	2119
11/27/17	at FIU	w 78-61	1335
% 11/30/17	vs TEMPLE	L 60-76	6081
12/2/17	UMASS	w 76-70	10832
12/6/17	WYOMING	w 80-64	10205
12/9/17	COASTAL CAROLINA	w 80-78	11734
12/19/17	at Clemson	L 48-64	8031
12/27/17	LIMESTONE	w 74-45	11305
* 12/31/17	at Ole Miss	L 69-74	5849
* 1/3/18	MISSOURI	L 68-79	9846
* 1/6/18	VANDERBILT	w 71-60	11391
* 1/9/18	at Alabama	L 62-76	10909
* 01/13/18	at Georgia	w 64-57	9788
* 1/16/18	NO. 18/16 KENTUCKY	w 76-68	16210

\* = Conference game

! = unbracketed game of the Puerto Rico Tip-Off at Myrtle Beach (Columbia, S.C.)

& = Puerto Rico Tip-Off at Myrtle Beach (Myrtle Beach, S.C.)

% = Under Armour Reunion (New York, N.Y.)

Score by Periods	1st	2nd	Totals
South Carolina	607	674	1281
Opponents	584	591	1175





2017-18 South Carolina Basketball  
South Carolina Combined Team Statistics (as of Jan 17, 2018)  
Conference games only

RECORD:	OVERALL	HOME	AWAY	NEUTRAL
ALL GAMES	3-3	2-1	1-2	0-0
CONFERENCE	3-3	2-1	1-2	0-0
NON-CONFERENCE	0-0	0-0	0-0	0-0

##	Player	gp-gs	min	avg	Total		3-Point		F-Throw		Rebounds				pf	dq	a	to	blk	stl	pts	avg
					fg-fga	fg%	3fg-fga	3fg%	ft-fa	ft%	off	def	tot	avg								
30	SILVA, Chris	6-6	166	27.7	32-67	.478	1-2	.500	51-66	.773	23	24	47	7.8	20	1	6	10	6	2	116	19.3
05	BOOKER, Frank	6-2	162	27.0	19-46	.413	11-30	.367	22-30	.733	4	20	24	4.0	11	0	4	3	1	9	71	11.8
15	MYERS, Wesley	6-6	166	27.7	18-45	.400	4-12	.333	20-32	.625	5	10	15	2.5	22	1	11	13	1	2	60	10.0
21	KOTSAR, Maik	6-6	158	26.3	12-40	.300	0-6	.000	13-19	.684	6	23	29	4.8	21	1	6	11	5	3	37	6.2
02	GRAVETT, Hassani	3-0	68	22.7	5-11	.455	3-8	.375	5-6	.833	0	8	8	2.7	2	0	8	5	1	1	18	6.0
10	MINAYA, Justin	6-6	134	22.3	12-36	.333	4-13	.308	3-8	.375	9	15	24	4.0	17	0	10	3	2	2	31	5.2
23	HINSON, Evan	5-4	71	14.2	7-17	.412	3-7	.429	7-9	.778	0	11	11	2.2	8	0	2	4	2	2	24	4.8
00	BEATTY, David	6-0	97	16.2	7-36	.194	3-15	.200	5-8	.625	1	8	9	1.5	7	0	4	11	1	5	22	3.7
13	HAASE, Felipe	6-0	104	17.3	8-32	.250	4-20	.200	2-3	.667	5	16	21	3.5	13	1	8	4	2	0	22	3.7
33	CUDD, Jason	5-0	52	10.4	2-7	.286	0-0	.000	2-4	.500	2	3	5	1.0	3	0	1	1	1	0	6	1.2
14	FAMOUKE DOUMBIA,	3-0	11	3.7	1-4	.250	0-1	.000	1-2	.500	1	0	1	0.3	2	0	0	0	0	0	3	1.0
12	GUEYE, Khadim	4-0	11	2.8	0-1	.000	0-0	.000	0-2	.000	0	1	1	0.3	1	0	0	0	0	0	0	0.0
Team											25	10	35					1				
Total.....		6	1200		123-342	.360	33-114	.289	131-189	.693	81	149	230	38.3	127	4	60	66	22	26	410	68.3
Opponents.....		6	1200		132-303	.436	41-114	.360	109-155	.703	48	159	207	34.5	154	10	73	86	40	40	414	69.0

TEAM STATISTICS	SC	OPP
SCORING	410	414
Points per game	68.3	69.0
Scoring margin	-0.7	-
FIELD GOALS-ATT	123-342	132-303
Field goal pct	.360	.436
3 POINT FG-ATT	33-114	41-114
3-point FG pct	.289	.360
3-pt FG made per game	5.5	6.8
FREE THROWS-ATT	131-189	109-155
Free throw pct	.693	.703
F-Throws made per game	21.8	18.2
REBOUNDS	230	207
Rebounds per game	38.3	34.5
Rebounding margin	+3.8	-
ASSISTS	60	73
Assists per game	10.0	12.2
TURNOVERS	66	86
Turnovers per game	11.0	14.3
Turnover margin	+3.3	-
Assist/turnover ratio	0.9	0.8
STEALS	26	40
Steals per game	4.3	6.7
BLOCKS	22	40
Blocks per game	3.7	6.7
ATTENDANCE	37447	26546
Home games-Avg/Game	3-12482	3-8849
Neutral site-Avg/Game	-	0-0

Date	Opponent		Score	Att.
* 12/31/17	at Ole Miss	L	69-74	5849
* 1/3/18	MISSOURI	L	68-79	9846
* 1/6/18	VANDERBILT	W	71-60	11391
* 1/9/18	at Alabama	L	62-76	10909
* 01/13/18	at Georgia	W	64-57	9788
* 1/16/18	NO. 18/16 KENTUCKY	W	76-68	16210

\* = Conference game

! = unbracketed game of the Puerto Rico Tip-Off at Myrtle Beach (Columbia, S.C.)

& = Puerto Rico Tip-Off at Myrtle Beach (Myrtle Beach, S.C.)

% = Under Armour Reunion (New York, N.Y.)

Score by Periods	1st	2nd	Totals
South Carolina	187	223	410
Opponents	204	210	414





2017-18 South Carolina Basketball  
South Carolina Team Game-by-Game Comparison (as of Jan 19, 2018)  
All games

Opponent	1st	2nd	Score	Mar	Total FG	FG Pct	3-Pointers	3FG Pct	Free Throws	FT Pct	Rebounds	Assist	T/Over	Block	Steal	Fouls
Wofford	33/24	40/28	73-52	+21	25-54/17-49	.463/.347	11-23/6-19	.478/.316	12-16/12-16	.750/.750	40/28 +12	17/7	14/13	3/0	5/3	17/16
WESTERN MICHIGAN	38/29	40/31	78-60	+18	26-57/21-58	.456/.362	9-23/5-21	.391/.238	17-28/13-25	.607/.520	46/32 +14	12/12	14/11	3/6	4/10	18/24
Illinois State	23/32	42/37	65-69	(4)	18-61/18-50	.295/.360	9-32/5-16	.281/.313	20-30/28-39	.667/.718	45/42 +3	14/13	13/14	4/2	3/8	32/20
UTEP	50/24	30/32	80-56	+24	27-58/19-45	.466/.422	8-24/5-13	.333/.385	18-23/13-20	.783/.650	36/27 +9	19/12	17/23	2/6	8/8	20/24
Western Michigan	35/34	44/32	79-66	+13	26-57/21-44	.456/.477	8-24/8-21	.333/.381	19-30/16-21	.633/.762	33/30 +3	13/9	12/22	3/1	8/9	19/24
FIU	38/36	40/25	78-61	+17	32-61/22-53	.525/.415	8-22/4-17	.364/.235	6-12/13-21	.500/.619	40/25 +15	22/8	19/17	3/6	8/10	15/18
TEMPLE	27/38	33/38	60-76	(16)	22-58/29-60	.379/.483	6-21/4-17	.286/.235	10-12/14-21	.833/.667	33/37 (4)	9/11	17/14	4/8	7/12	14/13
UMASS	34/35	42/35	76-70	+6	28-55/27-59	.509/.458	3-15/12-26	.200/.462	17-29/4-5	.586/.800	36/26 +10	14/13	15/17	1/0	11/3	12/28
WYOMING	35/25	45/39	80-64	+16	28-62/19-56	.452/.339	8-23/6-25	.348/.240	16-29/20-26	.552/.769	43/34 +9	17/14	17/18	4/3	7/7	21/22
COASTAL CAROLINA	47/47	33/31	80-78	+2	25-55/29-63	.455/.460	8-20/10-24	.400/.417	22-31/10-13	.710/.769	31/33 (2)	14/17	14/15	4/2	6/8	13/25
Clemson	26/31	22/33	48-64	(16)	19-54/20-46	.352/.435	2-16/8-20	.125/.400	8-10/16-24	.800/.667	31/34 (3)	3/8	14/15	4/8	3/9	17/9
LIMESTONE	34/25	40/20	74-45	+29	26-68/13-52	.382/.250	8-21/6-22	.381/.273	14-20/13-29	.700/.448	52/38 +14	14/4	12/17	4/4	3/7	21/17
Ole Miss	30/31	39/43	69-74	(5)	22-58/20-49	.379/.408	8-20/8-21	.400/.381	17-26/26-33	.654/.788	43/30 +13	16/15	14/8	4/7	2/9	21/23
MISSOURI	27/39	41/40	68-79	(11)	22-57/23-49	.386/.469	5-18/14-24	.278/.583	19-26/19-24	.731/.792	32/31 +1	8/15	11/13	8/8	4/7	22/26
VANDERBILT	26/28	45/32	71-60	+11	21-54/19-54	.389/.352	4-14/8-29	.286/.276	25-39/14-20	.641/.700	41/34 +7	8/10	12/19	4/4	7/7	17/31
Alabama	33/40	29/36	62-76	(14)	19-53/30-51	.358/.588	5-15/7-17	.333/.412	19-25/9-14	.760/.643	28/35 (7)	8/18	13/16	2/7	3/8	16/19
Georgia	37/29	27/28	64-57	+7	16-59/18-51	.271/.353	6-24/3-12	.250/.250	26-35/18-28	.743/.643	46/42 +4	9/8	7/14	3/9	3/4	24/23
NO. 18/16 KENTUCKY	34/37	42/31	76-68	+8	23-61/22-49	.377/.449	5-23/1-11	.217/.091	25-38/23-36	.658/.639	40/35 +5	11/7	9/16	1/5	7/5	27/32

Note: Game totals are displayed in the format TEAM/OPPONENT for each category





2017-18 South Carolina Basketball  
South Carolina Category Leaders (as of Jan 19, 2018)  
All games

Points	G	Pts	Pts/G
SILVA, Chris	18	269	14.9
BOOKER, Frank	18	204	11.3
KOTSAR, Maik	18	154	8.6
MINAYA, Justin	18	143	7.9
MYERS, Wesley	18	125	6.9
GRAVETT, Hassani	15	118	7.9
HAASE, Felipe	18	108	6.0
BEATTY, David	17	78	4.6
HOLDEN, Kory	11	36	3.3
HINSON, Evan	8	27	3.4
CUDD, Jason	12	14	1.2
FAMOUKE DOUMBIA, I.	10	5	0.5

FG Percentage	FG	Att	Pct
SILVA, Chris	73	148	.493
KOTSAR, Maik	65	141	.461
BOOKER, Frank	63	145	.434
HINSON, Evan	8	19	.421
MYERS, Wesley	41	103	.398
HAASE, Felipe	40	101	.396
GRAVETT, Hassani	38	100	.380
HOLDEN, Kory	14	37	.378
MINAYA, Justin	49	132	.371
CUDD, Jason	4	11	.364
BEATTY, David	28	92	.304
FAMOUKE DOUMBIA, I.	2	10	.200

3-Point Percentage	3FG	Att	Pct
HINSON, Evan	3	7	.429
SILVA, Chris	4	10	.400
BOOKER, Frank	41	103	.398
MINAYA, Justin	21	58	.362
MYERS, Wesley	10	31	.323
HAASE, Felipe	15	53	.283
GRAVETT, Hassani	13	46	.283
BEATTY, David	9	39	.231
KOTSAR, Maik	3	16	.188
HOLDEN, Kory	2	11	.182
SCHMITT, Christian	0	2	.000
FAMOUKE DOUMBIA, I.	0	2	.000

Free Throw Percent	FG	Att	Pct
SILVA, Chris	119	157	.758
CUDD, Jason	6	8	.750
HINSON, Evan	8	11	.727
BOOKER, Frank	37	53	.698
GRAVETT, Hassani	29	42	.690
BEATTY, David	13	19	.684
HAASE, Felipe	13	19	.684
MINAYA, Justin	24	38	.632
MYERS, Wesley	33	53	.623
HOLDEN, Kory	6	11	.545
FAMOUKE DOUMBIA, I.	1	2	.500
KOTSAR, Maik	21	44	.477

Scoring Average	G	Pts	Avg/G
SILVA, Chris	18	269	14.9
BOOKER, Frank	18	204	11.3
KOTSAR, Maik	18	154	8.6
MINAYA, Justin	18	143	7.9
GRAVETT, Hassani	15	118	7.9
MYERS, Wesley	18	125	6.9
HAASE, Felipe	18	108	6.0
BEATTY, David	17	78	4.6
HINSON, Evan	8	27	3.4
HOLDEN, Kory	11	36	3.3
CUDD, Jason	12	14	1.2
FAMOUKE DOUMBIA, I.	10	5	0.5

Field Goal Attempts	G	Att	Att/G
SILVA, Chris	18	148	8.2
BOOKER, Frank	18	145	8.1
KOTSAR, Maik	18	141	7.8
MINAYA, Justin	18	132	7.3
MYERS, Wesley	18	103	5.7

Field Goals Made	G	Made	Made/G
SILVA, Chris	18	73	4.1
KOTSAR, Maik	18	65	3.6
BOOKER, Frank	18	63	3.5
MINAYA, Justin	18	49	2.7
MYERS, Wesley	18	41	2.3

3-Point FG Attempts	G	Att	Att/G
BOOKER, Frank	18	103	5.7
MINAYA, Justin	18	58	3.2
HAASE, Felipe	18	53	2.9
GRAVETT, Hassani	15	46	3.1
BEATTY, David	17	39	2.3

3-Point FG Made	G	Made	Made/G
BOOKER, Frank	18	41	2.3
MINAYA, Justin	18	21	1.2
HAASE, Felipe	18	15	0.8
GRAVETT, Hassani	15	13	0.9
MYERS, Wesley	18	10	0.6

Free Throw Attempts	G	Att	Att/G
SILVA, Chris	18	157	8.7
BOOKER, Frank	18	53	2.9
MYERS, Wesley	18	53	2.9
KOTSAR, Maik	18	44	2.4
GRAVETT, Hassani	15	42	2.8

Free Throws Made	G	Made	Made/G
SILVA, Chris	18	119	6.6
BOOKER, Frank	18	37	2.1
MYERS, Wesley	18	33	1.8
GRAVETT, Hassani	15	29	1.9
MINAYA, Justin	18	24	1.3





2017-18 South Carolina Basketball  
South Carolina Category Leaders (as of Jan 19, 2018)  
All games

Rebounds	G	Reb	Reb/G
SILVA, Chris	18	143	7.9
HAASE, Felipe	18	87	4.8
KOTSAR, Maik	18	85	4.7
MINAYA, Justin	18	78	4.3
BOOKER, Frank	18	59	3.3

Rebound Average	G	Reb	Avg/G
SILVA, Chris	18	143	7.9
HAASE, Felipe	18	87	4.8
KOTSAR, Maik	18	85	4.7
MINAYA, Justin	18	78	4.3
GRAVETT, Hassani	15	54	3.6

Offensive Rebounds	G	No.	Avg/G
SILVA, Chris	18	53	2.9
KOTSAR, Maik	18	30	1.7
MINAYA, Justin	18	29	1.6
HAASE, Felipe	18	17	0.9
MYERS, Wesley	18	12	0.7

Defensive Rebounds	G	No.	Avg/G
SILVA, Chris	18	90	5.0
HAASE, Felipe	18	70	3.9
KOTSAR, Maik	18	55	3.1
BOOKER, Frank	18	50	2.8
MINAYA, Justin	18	49	2.7

Fouls	G	No.	Per/G
SILVA, Chris	18	60	3.3
KOTSAR, Maik	18	53	2.9
MINAYA, Justin	18	38	2.1
MYERS, Wesley	18	36	2.0
BOOKER, Frank	18	31	1.7

Foulsouts	G	No.
SILVA, Chris	18	2
KOTSAR, Maik	18	2
BEATTY, David	17	1
MYERS, Wesley	18	1
HAASE, Felipe	18	1

Assists	G	No.	Ast/G
GRAVETT, Hassani	15	55	3.7
MYERS, Wesley	18	29	1.6
KOTSAR, Maik	18	25	1.4
MINAYA, Justin	18	24	1.3
BOOKER, Frank	18	20	1.1

Steals	G	No.	Stl/G
BOOKER, Frank	18	22	1.2
KOTSAR, Maik	18	21	1.2
MINAYA, Justin	18	11	0.6
SILVA, Chris	18	11	0.6
BEATTY, David	17	9	0.5

Blocked Shots	G	No.	Blk/G
SILVA, Chris	18	23	1.3
KOTSAR, Maik	18	13	0.7
MINAYA, Justin	18	6	0.3
HAASE, Felipe	18	4	0.2
MYERS, Wesley	18	3	0.2
GRAVETT, Hassani	15	3	0.2
BOOKER, Frank	18	3	0.2

Minutes	G	No.	Min/G
KOTSAR, Maik	18	490	27.2
BOOKER, Frank	18	473	26.3
MINAYA, Justin	18	463	25.7
SILVA, Chris	18	444	24.7
MYERS, Wesley	18	379	21.1

Turnovers	G	No.	TO/G
SILVA, Chris	18	43	2.4
KOTSAR, Maik	18	30	1.7
GRAVETT, Hassani	15	27	1.8
MYERS, Wesley	18	26	1.4
MINAYA, Justin	18	24	1.3





2017-18 South Carolina Basketball  
South Carolina Team High/Low Analysis (as of Jan 19, 2018)  
All games

South Carolina - TEAM GAME HIGHS

POINTS	80	COASTAL CAROLINA (12/9/17)
	80	WYOMING (12/6/17)
	80	vs UTEP (11/17/17)
	79	vs Western Michigan (11/19/17)
	78	at FIU (11/27/17)
	78	WESTERN MICHIGAN (11/13/17)
FIELD GOALS MADE	32	at FIU (11/27/17)
	28	WYOMING (12/6/17)
	28	UMASS (12/2/17)
FIELD GOAL ATTEMPTS	68	LIMESTONE (12/27/17)
	62	WYOMING (12/6/17)
FIELD GOAL PERCENTAGE	.525 (32-61)	at FIU (11/27/17)
	.509 (28-55)	UMASS (12/2/17)
3 PT FIELD GOALS MADE	11	at Wofford (11/10/17)
	9	vs Illinois State (11/16/17)
	9	WESTERN MICHIGAN (11/13/17)
3 PT FG ATTEMPTS	32	vs Illinois State (11/16/17)
	24	at Georgia (01/13/18)
	24	vs Western Michigan (11/19/17)
	24	vs UTEP (11/17/17)
3 PT FG PERCENTAGE	.478 (11-23)	at Wofford (11/10/17)
	.400 (8-20)	at Ole Miss (12/31/17)
	.400 (8-20)	COASTAL CAROLINA (12/9/17)
FREE THROWS MADE	26	at Georgia (01/13/18)
	25	NO. 18/16 KENTUCKY (1/16/18)
	25	VANDERBILT (1/6/18)
FREE THROW ATTEMPTS	39	VANDERBILT (1/6/18)
	38	NO. 18/16 KENTUCKY (1/16/18)
FREE THROW PERCENTAGE	.833 (10-12)	vs TEMPLE (11/30/17)
	.800 (8-10)	at Clemson (12/19/17)
REBOUNDS	52	LIMESTONE (12/27/17)
	46	at Georgia (01/13/18)
	46	WESTERN MICHIGAN (11/13/17)
ASSISTS	22	at FIU (11/27/17)
	19	vs UTEP (11/17/17)
STEALS	11	UMASS (12/2/17)
	8	at FIU (11/27/17)
	8	vs Western Michigan (11/19/17)
	8	vs UTEP (11/17/17)
BLOCKED SHOTS	8	MISSOURI (1/3/18)
	4	VANDERBILT (1/6/18)
	4	at Ole Miss (12/31/17)
	4	LIMESTONE (12/27/17)
	4	at Clemson (12/19/17)
	4	COASTAL CAROLINA (12/9/17)
	4	WYOMING (12/6/17)
	4	vs TEMPLE (11/30/17)
	4	vs Illinois State (11/16/17)
TURNOVERS	19	at FIU (11/27/17)
	17	WYOMING (12/6/17)
	17	vs TEMPLE (11/30/17)
	17	vs UTEP (11/17/17)
FOULS	32	vs Illinois State (11/16/17)
	27	NO. 18/16 KENTUCKY (1/16/18)





2017-18 South Carolina Basketball  
South Carolina High/Low Analysis (as of Jan 19, 2018)  
All games

Opponent - GAME HIGHS

POINTS	79	MISSOURI (1/3/18)
	78	COASTAL CAROLINA (12/9/17)
	76	at Alabama (1/9/18)
	76	vs TEMPLE (11/30/17)
	74	at Ole Miss (12/31/17)
FIELD GOALS MADE	30	at Alabama (1/9/18)
	29	COASTAL CAROLINA (12/9/17)
	29	vs TEMPLE (11/30/17)
FIELD GOAL ATTEMPTS	63	COASTAL CAROLINA (12/9/17)
	60	vs TEMPLE (11/30/17)
FIELD GOAL PERCENTAGE	.588 (30-51)	at Alabama (1/9/18)
	.483 (29-60)	vs TEMPLE (11/30/17)
3 PT FIELD GOALS MADE	14	MISSOURI (1/3/18)
	12	UMASS (12/2/17)
3 PT FG ATTEMPTS	29	VANDERBILT (1/6/18)
	26	UMASS (12/2/17)
3 PT FG PERCENTAGE	.583 (14-24)	MISSOURI (1/3/18)
	.462 (12-26)	UMASS (12/2/17)
FREE THROWS MADE	28	vs Illinois State (11/16/17)
	26	at Ole Miss (12/31/17)
FREE THROW ATTEMPTS	39	vs Illinois State (11/16/17)
	36	NO. 18/16 KENTUCKY (1/16/18)
FREE THROW PERCENTAGE	.800 (4-5)	UMASS (12/2/17)
	.792 (19-24)	MISSOURI (1/3/18)
REBOUNDS	42	at Georgia (01/13/18)
	42	vs Illinois State (11/16/17)
ASSISTS	18	at Alabama (1/9/18)
	17	COASTAL CAROLINA (12/9/17)
STEALS	12	vs TEMPLE (11/30/17)
	10	at FIU (11/27/17)
	10	WESTERN MICHIGAN (11/13/17)
BLOCKED SHOTS	9	at Georgia (01/13/18)
	8	MISSOURI (1/3/18)
	8	at Clemson (12/19/17)
	8	vs TEMPLE (11/30/17)
TURNOVERS	23	vs UTEP (11/17/17)
	22	vs Western Michigan (11/19/17)
FOULS	32	NO. 18/16 KENTUCKY (1/16/18)
	31	VANDERBILT (1/6/18)





2017-18 South Carolina Basketball  
South Carolina High/Low Analysis (as of Jan 19, 2018)  
All games

South Carolina - GAME LOWS

POINTS	48	at Clemson (12/19/17)
	60	vs TEMPLE (11/30/17)
	62	at Alabama (1/9/18)
	64	at Georgia (01/13/18)
	65	vs Illinois State (11/16/17)
FIELD GOALS MADE	16	at Georgia (01/13/18)
	18	vs Illinois State (11/16/17)
FIELD GOAL ATTEMPTS	53	at Alabama (1/9/18)
	54	at Wofford (11/10/17)
	54	at Clemson (12/19/17)
	54	VANDERBILT (1/6/18)
FIELD GOAL PERCENTAGE	.271 (16-59)	at Georgia (01/13/18)
	.295 (18-61)	vs Illinois State (11/16/17)
3 PT FIELD GOALS MADE	2	at Clemson (12/19/17)
	3	UMASS (12/2/17)
3 PT FG ATTEMPTS	14	VANDERBILT (1/6/18)
	15	UMASS (12/2/17)
	15	at Alabama (1/9/18)
3 PT FG PERCENTAGE	.125 (2-16)	at Clemson (12/19/17)
	.200 (3-15)	UMASS (12/2/17)
FREE THROWS MADE	6	at FIU (11/27/17)
	8	at Clemson (12/19/17)
FREE THROW ATTEMPTS	10	at Clemson (12/19/17)
	12	at FIU (11/27/17)
	12	vs TEMPLE (11/30/17)
FREE THROW PERCENTAGE	.500 (6-12)	at FIU (11/27/17)
	.552 (16-29)	WYOMING (12/6/17)
REBOUNDS	28	at Alabama (1/9/18)
	31	COASTAL CAROLINA (12/9/17)
	31	at Clemson (12/19/17)
ASSISTS	3	at Clemson (12/19/17)
	8	MISSOURI (1/3/18)
	8	VANDERBILT (1/6/18)
	8	at Alabama (1/9/18)
STEALS	2	at Ole Miss (12/31/17)
	3	vs Illinois State (11/16/17)
	3	at Clemson (12/19/17)
	3	LIMESTONE (12/27/17)
	3	at Alabama (1/9/18)
	3	at Georgia (01/13/18)
BLOCKED SHOTS	1	UMASS (12/2/17)
	1	NO. 18/16 KENTUCKY (1/16/18)
TURNOVERS	7	at Georgia (01/13/18)
	9	NO. 18/16 KENTUCKY (1/16/18)
FOULS	12	UMASS (12/2/17)
	13	COASTAL CAROLINA (12/9/17)





2017-18 South Carolina Basketball  
South Carolina High/Low Analysis (as of Jan 19, 2018)  
All games

Opponent - GAME LOWS

POINTS	45	LIMESTONE (12/27/17)
	52	at Wofford (11/10/17)
	56	vs UTEP (11/17/17)
	57	at Georgia (01/13/18)
	60	WESTERN MICHIGAN (11/13/17)
	60	VANDERBILT (1/6/18)
FIELD GOALS MADE	13	LIMESTONE (12/27/17)
	17	at Wofford (11/10/17)
FIELD GOAL ATTEMPTS	44	vs Western Michigan (11/19/17)
	45	vs UTEP (11/17/17)
FIELD GOAL PERCENTAGE	.250 (13-52)	LIMESTONE (12/27/17)
	.339 (19-56)	WYOMING (12/6/17)
3 PT FIELD GOALS MADE	1	NO. 18/16 KENTUCKY (1/16/18)
	3	at Georgia (01/13/18)
3 PT FG ATTEMPTS	11	NO. 18/16 KENTUCKY (1/16/18)
	12	at Georgia (01/13/18)
3 PT FG PERCENTAGE	.091 (1-11)	NO. 18/16 KENTUCKY (1/16/18)
	.235 (4-17)	at FIU (11/27/17)
	.235 (4-17)	vs TEMPLE (11/30/17)
FREE THROWS MADE	4	UMASS (12/2/17)
	9	at Alabama (1/9/18)
FREE THROW ATTEMPTS	5	UMASS (12/2/17)
	13	COASTAL CAROLINA (12/9/17)
FREE THROW PERCENTAGE	.448 (13-29)	LIMESTONE (12/27/17)
	.520 (13-25)	WESTERN MICHIGAN (11/13/17)
REBOUNDS	25	at FIU (11/27/17)
	26	UMASS (12/2/17)
ASSISTS	4	LIMESTONE (12/27/17)
	7	at Wofford (11/10/17)
	7	NO. 18/16 KENTUCKY (1/16/18)
STEALS	3	at Wofford (11/10/17)
	3	UMASS (12/2/17)
BLOCKED SHOTS	0	at Wofford (11/10/17)
	0	UMASS (12/2/17)
TURNOVERS	8	at Ole Miss (12/31/17)
	11	WESTERN MICHIGAN (11/13/17)
FOULS	9	at Clemson (12/19/17)
	13	vs TEMPLE (11/30/17)





2017-18 South Carolina Basketball  
South Carolina Player High/Low Analysis (as of Jan 19, 2018)  
All games

South Carolina - INDIVIDUAL GAME HIGHS

Points	27	SILVA, Chris vs No. 18/16 Kentucky (1/16/18)
	27	SILVA, Chris vs Vanderbilt (1/6/18)
	26	SILVA, Chris at FIU (11/27/17)
	21	SILVA, Chris at Ole Miss (12/31/17)
	21	BOOKER, Frank at Ole Miss (12/31/17)
Field Goals Made	10	SILVA, Chris at FIU (11/27/17)
	9	SILVA, Chris vs No. 18/16 Kentucky (1/16/18)
	9	SILVA, Chris vs Vanderbilt (1/6/18)
Field Goal Att.	17	SILVA, Chris vs No. 18/16 Kentucky (1/16/18)
	15	SILVA, Chris vs Vanderbilt (1/6/18)
FG Pct (min 5 made)	.857 (6-7)	SILVA, Chris vs UMass (12/2/17)
	.769 (10-13)	SILVA, Chris at FIU (11/27/17)
3-Point FG Made	6	BOOKER, Frank at Ole Miss (12/31/17)
	5	BOOKER, Frank vs Limestone (12/27/17)
3-Point FG Att.	10	BOOKER, Frank at Ole Miss (12/31/17)
	10	GRAVETT, Hassani vs Illinois State (11/16/17)
	10	BOOKER, Frank vs Illinois State (11/16/17)
3-Pt FG Pct (min 2 made)	1.000 (3-3)	GRAVETT, Hassani vs Western Michigan (11/13/17)
	1.000 (2-2)	HAASE, Felipe vs Missouri (1/3/18)
	1.000 (2-2)	KOTSAR, Maik vs TEMPLE (11/30/17)
Free Throws Made	11	SILVA, Chris at Ole Miss (12/31/17)
	10	SILVA, Chris vs Coastal Carolina (12/9/17)
	10	SILVA, Chris vs Illinois State (11/16/17)
Free Throw Att.	14	SILVA, Chris at Ole Miss (12/31/17)
	14	SILVA, Chris vs Wyoming (12/6/17)
	14	SILVA, Chris vs Illinois State (11/16/17)
FT Pct (min 3 made)	1.000 (4-4)	SILVA, Chris vs Limestone (12/27/17)
	1.000 (4-4)	SILVA, Chris at Clemson (12/19/17)
	1.000 (4-4)	MINAYA, Justin vs TEMPLE (11/30/17)
	1.000 (4-4)	GRAVETT, Hassani vs Western Michigan (11/13/17)
	1.000 (3-3)	BOOKER, Frank at Alabama (1/9/18)
	1.000 (3-3)	KOTSAR, Maik vs Missouri (1/3/18)
Rebounds	13	SILVA, Chris at Ole Miss (12/31/17)
	10	SILVA, Chris vs Wyoming (12/6/17)
	10	HAASE, Felipe vs UMass (12/2/17)
	10	GRAVETT, Hassani at FIU (11/27/17)
	10	SILVA, Chris at FIU (11/27/17)
	10	SILVA, Chris vs Western Michigan (11/13/17)
	10	SILVA, Chris at Wofford (11/10/17)
Assists	9	GRAVETT, Hassani vs UTEP (11/17/17)
	7	GRAVETT, Hassani at FIU (11/27/17)
Steals	3	KOTSAR, Maik vs No. 18/16 Kentucky (1/16/18)
	3	BOOKER, Frank vs No. 18/16 Kentucky (1/16/18)
	3	BOOKER, Frank vs Vanderbilt (1/6/18)
	3	BOOKER, Frank vs Wyoming (12/6/17)
	3	GRAVETT, Hassani vs UMass (12/2/17)
	3	KOTSAR, Maik vs UMass (12/2/17)
	3	BOOKER, Frank at FIU (11/27/17)
	3	KOTSAR, Maik at FIU (11/27/17)
Blocked Shots	3	KOTSAR, Maik vs Missouri (1/3/18)
	3	SILVA, Chris vs Coastal Carolina (12/9/17)
	3	SILVA, Chris vs Illinois State (11/16/17)
Turnovers	6	BEATTY, David vs Vanderbilt (1/6/18)



	6	SILVA, Chris vs TEMPLE (11/30/17)
Fouls	5	HAASE, Felipe vs No. 18/16 Kentucky (1/16/18)
	5	KOTSAR, Maik at Georgia (01/13/18)
	5	SILVA, Chris at Alabama (1/9/18)
	5	MYERS, Wesley vs Missouri (1/3/18)
	5	KOTSAR, Maik vs Illinois State (11/16/17)
	5	BEATTY, David vs Illinois State (11/16/17)
	5	SILVA, Chris vs Illinois State (11/16/17)
Minutes	36	MINAYA, Justin at FIU (11/27/17)
	35	SILVA, Chris vs No. 18/16 Kentucky (1/16/18)
	35	SILVA, Chris at Georgia (01/13/18)
	35	SILVA, Chris vs Coastal Carolina (12/9/17)
	34	BOOKER, Frank at Ole Miss (12/31/17)
	34	BOOKER, Frank vs Coastal Carolina (12/9/17)
	34	BOOKER, Frank at FIU (11/27/17)





2017-18 South Carolina Basketball  
South Carolina Opponent High/Low Analysis (as of Jan 19, 2018)  
All games

OPPONENT INDIVIDUAL GAME HIGHS

Points	25	MATEN, Yante at Georgia (01/13/18)
	25	REED, Marcquise at Clemson (12/19/17)
	25	PIPKINS, Luwane vs UMass (12/2/17)
	24	ROSE,QUINTON vs TEMPLE (11/30/17)
	23	ROBERTSON, Kassius vs Missouri (1/3/18)
	23	WILDER, Thomas vs Western Michigan (11/13/17)
Field Goals Made	10	PIPKINS, Luwane vs UMass (12/2/17)
	10	ROSE,QUINTON vs TEMPLE (11/30/17)
Field Goal Att.	20	PIPKINS, Luwane vs UMass (12/2/17)
	18	LOCKETT, Eric at FIU (11/27/17)
FG Pct (min 5 made)	1.000 (5-5)	Giddens, Daniel at Alabama (1/9/18)
	.857 (6-7)	Hall, Donta at Alabama (1/9/18)
3-Point FG Made	5	PORTER, Jontay vs Missouri (1/3/18)
	5	REED, Marcquise at Clemson (12/19/17)
3-Point FG Att.	14	Kenny Hairston vs Limestone (12/27/17)
	11	PIPKINS, Luwane vs UMass (12/2/17)
3-Pt FG Pct (min 2 made)	1.000 (2-2)	Matthew Pegram at Wofford (11/10/17)
	.800 (4-5)	Sanders, Ajay vs Coastal Carolina (12/9/17)
Free Throws Made	14	Yarbrough, Milik vs Illinois State (11/16/17)
	11	JAMES, Justin vs Wyoming (12/6/17)
Free Throw Att.	17	Yarbrough, Milik vs Illinois State (11/16/17)
	14	Burnett,Deandre at Ole Miss (12/31/17)
	14	JAMES, Justin vs Wyoming (12/6/17)
FT Pct (min 3 made)	1.000 (4-4)	PARKER, Juwan at Georgia (01/13/18)
	1.000 (4-4)	PORTER, Jontay vs Missouri (1/3/18)
	1.000 (4-4)	Crawford,Markel at Ole Miss (12/31/17)
	1.000 (4-4)	Matthew Pegram at Wofford (11/10/17)
	1.000 (3-3)	BARNETT, Jordan vs Missouri (1/3/18)
	1.000 (3-3)	ENECHIONYIA,OBI vs TEMPLE (11/30/17)
Rebounds	12	Donovan Harris vs Limestone (12/27/17)
	12	JAMES, Justin vs Wyoming (12/6/17)
Assists	8	ANDERSON, C.J. vs UMass (12/2/17)
	6	GEIST, Jordan vs Missouri (1/3/18)
	6	Burnett,Deandre at Ole Miss (12/31/17)
	6	Yarbrough, Milik vs Illinois State (11/16/17)
Steals	6	WILDER, Thomas vs Western Michigan (11/13/17)
	4	Jones, Herbert at Alabama (1/9/18)
Blocked Shots	6	ENECHIONYIA,OBI vs TEMPLE (11/30/17)
	5	THOMAS, Elijah at Clemson (12/19/17)
Turnovers	10	WILDER, Thomas vs Western Michigan (11/19/17)
	6	Gilgeous-Alexander vs No. 18/16 Kentucky (1/16/18)
	6	Yarbrough, Milik vs Illinois State (11/16/17)
Fouls	5	Richards, Nick vs No. 18/16 Kentucky (1/16/18)
	5	Gabriel, Wenyen vs No. 18/16 Kentucky (1/16/18)
	5	Diallo, Hamidou vs No. 18/16 Kentucky (1/16/18)
	5	HARRIS, Jordan at Georgia (01/13/18)
	5	BAPTISTE, Djery vs Vanderbilt (1/6/18)
	5	LACHANCE, Riley vs Vanderbilt (1/6/18)
	5	LEE, Saben vs Vanderbilt (1/6/18)
	5	PORTER, Jontay vs Missouri (1/3/18)
	5	TILMON, Jeremiah vs Missouri (1/3/18)
	5	Davis, Terence at Ole Miss (12/31/17)
	5	Coleman, Josh vs Coastal Carolina (12/9/17)



5	HOLLOWAY, Rashaan vs UMass (12/2/17)
5	MILLER, Rayshawn vs UMass (12/2/17)
5	SMITH, Tirus vs UTEP (11/17/17)
5	Bruninga, Taylor vs Illinois State (11/16/17)
5	IKONGSHUL, Adida vs Western Michigan (11/13/17)
5	JOHNSON, Brandon vs Western Michigan (11/13/17)
5	DAVIS, Josh vs Western Michigan (11/13/17)