

Media Relations: Diana Koval
 Office: 803.777.7977
 Cell: 314.369.6050
 Email: dkoval@mailbox.sc.edu
 Website: www.GamecocksOnline.com
 Twitter: @GamecocksOnline or @GamecockWBB
 Facebook: www.Facebook.com/GamecocksOnline

WOMEN'S BASKETBALL

SOUTH CAROLINA

Game 23
 Feb. 7, 2013
 6:30 p.m. (CT)
 Tuscaloosa, Ala.
 Foster Auditorium (3,800)

2012-13 Schedule

Fri., Nov. 9	Elon	W, 77-44
Mon., Nov. 12	at Louisiana Tech	W, 82-58
Thu., Nov. 15	Savannah State (SPSO)	W, 78-47
Sun., Nov. 18	Clemson (SPSO)	W, 64-43
<i>U.S. Virgin Islands Paradise Jam</i>		
Thu., Nov. 22	vs. Hampton	W, 45-34
Fri., Nov. 23	vs. Florida Gulf Coast	W, 65-46
Sat., Nov. 24	vs. DePaul	W, 55-46
Wed., Nov. 28	Drexel	W, 58-55 (OT)
Sun., Dec. 2	at Seton Hall	W, 55-42
Sun., Dec. 9	Furman (SPSO)	W, 69-35
Wed., Dec. 19	#1/1 Stanford (FSN)	L, 53-49
Fri., Dec. 21	South Carolina State	W, 65-45
Sat., Dec. 29	Western Carolina	W, 66-44
Thu., Jan. 3	#12/13 Tennessee* (SPSO)	L, 53-73
Sun., Jan. 6	at Mississippi State*	W, 60-46
Thu., Jan. 10	Vanderbilt*	W, 64-48
Sun., Jan. 13	at #13/12 Georgia* (CSS)	L, 40-42
Thu., Jan. 17	LSU*	W, 66-59
Sun., Jan. 20	at Florida* (FSF)	W, 52-44
Thu., Jan. 24	#5/4 Kentucky* (SPSO)	W, 55-50
Sun., Jan. 27	at Arkansas*	W, 43-40
Sun., Feb. 3	Auburn*	W, 59-51
Thu., Feb. 7	at Alabama*	7:30 p.m.
Sun., Feb. 10	Texas A&M*	3:30 p.m.
Thu., Feb. 14	at Kentucky*	7 p.m.
Sun., Feb. 17	at Mississippi* (SECN)	2 p.m.
Sun., Feb. 24	Mississippi State*	3 p.m.
Thu., Feb. 28	at Missouri*	8 p.m.
Sun., Mar. 3	Florida* (SPSO)	1 p.m.
<i>SEC Tournament (Duluth, Ga.)</i>		
Wed. Mar. 6	First Round	TBA
Thu., Mar. 7	Second Round	TBA
Fri., Mar. 8	Quarterfinals	TBA
Sat., Mar. 9	Semifinals	TBA
Sun., Mar. 10	Final	TBA

* indicates SEC game

All Times Listed as Eastern

Television outlet listed in parentheses – SPSO is SportSouth; FSN is SportSouth, Fox Sports Southwest and Sun Sports; SECN is SEC Network; CSS is Charter Sports Southeast; FSF is Fox Sports Florida.



Uniform Patch

The Gamecocks continue to wear the patch added to their uniforms last season to honor teammate Shelbretta Ball, who was medically disqualified from playing in Fall 2011. The team wanted Brett and everyone watching to know that she will always be an integral part of them and whatever they achieve this season.

Additionally, senior guard Ieasia Walker changed her jersey number this season to honor her teammate who was slated to wear that number prior to being medically disqualified.



South Carolina Gamecocks (19-3, 7-2 SEC)

Head Coach: Dawn Staley

Record at South Carolina: 86-61 (5th season)

Career Record: 258-141 (13th season)

Career vs. Alabama: 6-0

Alabama Crimson Tide (12-10, 2-7 SEC)

Head Coach: Wendell Hudson

Record at Alabama: 67-79 (5th season)

Career Record: 306-206 (17th season)

Career vs. South Carolina: 0-6

Game Information

Alabama Series: SC leads 16-15

In Tuscaloosa: ALA leads 8-6

In Columbia: SC leads 9-5

Neutral Site: ALA leads 2-1

Radio: WISW 1320 AM (Brad Muller);

GamecocksOnline.com

Live Stats: GamecocksOnline.com










South Carolina Notables

- While assistant coach Nikki McCray is on maternity leave following the birth of her son on Feb. 1, director of basketball operations Cynthia Jordan will be the Gamecocks' third assistant coach. There is no definitive timeline for McCray's return to the bench.
- South Carolina's No. 15 ranking in last week's Associated Press poll, which matches this week's entry, is the program's highest mark since coming in at No. 15 the week of Feb. 10, 2003.
- Through 22 games, the Gamecock defense has allowed just one opponent to score 60 or more points in a game to rank third in the country in scoring defense. South Carolina is allowing just 47.5 points per game, including just 50.3 points per SEC contest. No Gamecock opponents has scored its season average entering the game, and only four have come within 10 points of their season average. Seven have been held 30 or more points below their average, including two SEC opponents on their own home courts.
- Freshman guard Khadijah Sessions' confidence has grown exponentially since her 15-point outing at Florida (Jan. 20). The Myrtle Beach, S.C., native averaged 9.0 points over the last five games, including a 19-point effort to lead the team to victory over Auburn (Feb. 3). Sessions has shot 40.0 percent from the field, including 36.4 percent from 3-point range (4-of-11) and 68.0 percent from the free throw line during the stretch, hitting clutch shots from the charity stripe against both Auburn and Florida to help seal the wins.
- Senior guard Ieasia Walker is swiping 3.1 steals per conference game this season to lead the SEC in the category.
- Senior forward Ashley Bruner is one of 26 Gamecocks all-time to amass 500 career rebounds and is on pace to become just the 18th to record at least 600, needing nine to achieve that plateau.

Tale of the Tape

Overall	Alabama			South Carolina		
	SEC Rank	SEC Only	SEC Rank	SEC Only	SEC Rank	SEC Rank
12-10		2-7		7-2		19-3
6-5		1-3		4-1		11-2
4-5		1-4		3-1		5-1
2-0						3-0
68.7	8th	65.4	8th	54.7	12th	60.0
69.3	13th	679.3	14th	50.3	1st	47.5
.346	14th	.358	11th	.352	14th	.384
.406	13th	.455	13th	.363	3rd	.343
.264	12th	.295	8th	.241	12th	.255
.248	1st	.254	2nd	.298	5th	.283
.623	13th	.649	10th	.568	14th	.544
14.0		12.1		14.4		13.4
40.6	5th	35.6	13th	39.1	5th	41.8
-9.0	14th	-12.2	14th	+3.6	5th	+9.3
11.6	12th	11.6	11th	9.1	14th	10.0
+7.9	2nd	+2.7	3rd	+1.4	4th	+2.7
12.0	4th	8.4	7th	8.6	6th	9.3
3.7	8th	2.6	T-11th	3.7	T-7th	3.7

2012-13 South Carolina Media Roster

2		<p>Leasia Walker 5-8 • Senior • Guard Amityville, N.Y. (Copiague) <i>eye-EE-shuh Walker</i></p> <p>PPG 9.5 RPG 3.6 APG 2.8 FG% .350 FT% .580</p>	<p>LAST GAME: 8 pts, 5 assts, 4 stls vs. Auburn NOTABLE: Is 8th in SEC in minutes (32.0) and 3rd in steals (2.7) ... Averages league-best 3.1 steals in SEC play ... Averaged 12.6 pts, 4.0 rebs and 3.6 stls over last five games ... Became 12th Gamecock to score 1,000 career points and collect 200 career steals.</p>	<p>Career Highs PTS: 30 vs. Clemson, 11/18/10 REB: 11 at Ole Miss, 3/3/11 AST: 8 at LA Tech, 11/12/12 STL: 6, 3x, at Georgia, 1/13/13 BLK: 2, 7x, vs. Kentucky, 1/24/13 MIN: 43, 2x, vs. Drexel, 11/28/12</p>
5		<p>Khadijah Sessions 5-8 • Freshman • Guard Myrtle Beach, S.C. (Myrtle Beach) <i>kuh-DEE-zhub Sessions</i></p> <p>PPG 5.3 RPG 1.3 APG 1.1 FG% .376 FT% .662</p>	<p>LAST GAME: 19 pts, 3 rebs, 3 assts vs. Auburn NOTABLE: Highest scoring Gamecock off the bench ... Scored 8 of 19 pts vs. Auburn on FTs, including 5 in last 1:30 to help seal win ... Led team with 15 pts at Florida, including 3 FTs in last 30 seconds to help clinch win ... Handled UK's pressure, adding 8 pts, including late FT.</p>	<p>Career Highs PTS: 19 vs. Auburn, 2/3/13 REB: 5 at Florida, 1/20/13 AST: 4 vs. Savannah St., 11/15/12 STL: 3 vs. Savannah St., 11/15/12 BLK: 1, 2x, vs. WCU, 12/29/12 MIN: 28 at Florida, 1/20/13</p>
12		<p>Wilka Montout 6-3 • Junior • Center Cayenne, French Guiana (NE Okla. A&M) <i>WIL-kuh mawn-TOO</i></p> <p>PPG 2.9 RPG 1.8 APG 0.3 FG% .278 FT% .709</p>	<p>LAST GAME: 3 pts, 2 rebs vs. Auburn NOTABLE: Capped 25-5 1st half run vs. Vandy with 3-pointer ... Hit four FGs and blocked two shots against Furman ... Grabbed five of six boards at Savannah State on offensive end ... Multi-faceted post who can stretch defenses with mid-range and outside shooting.</p>	<p>Career Highs PTS: 12 at LA Tech, 11/12/12 REB: 6 vs. Savannah St., 11/15/12 AST: 2 vs. Elon, 11/9/12 STL: 1, 3x, vs. Hampton, 11/22/12 BLK: 2 vs. Furman, 12/9/12 MIN: 24 vs. Sav. St., 11/15/12</p>
20		<p>Sancheon White 5-10 • Senior • Guard Hammond, Ind. (Central Arizona College) <i>SAN-chee-awn White</i></p> <p>PPG 4.9 RPG 3.9 APG 1.1 FG% .313 FT% .762</p>	<p>LAST GAME: 3 pts, 2 rebs, 1 asst vs. Auburn NOTABLE: Has accepted challenge of shutting down opponents' top guard ... Solid lock-down defender with expanding offensive and rebounding skills.</p>	<p>Career Highs PTS: 11, 2x, at MSU, 1/6/13 REB: 13 at Auburn, 1/19/12 AST: 3, 2x, vs. Presby., 11/27/11 STL: 3, 6x, at Georgia, 1/13/13 BLK: 4 vs. Drexel, 11/28/12 MIN: 40 vs. Drexel, 11/28/11</p>
21		<p>Ashley Bruner 6-0 • Senior • Forward Norman, Okla. (Norman) <i>Ashley BREW-ner</i></p> <p>PPG 9.1 RPG 7.1 APG 1.4 FG% .424 FT% .287</p>	<p>LAST GAME: 6 pts, 3 rebs vs. Auburn NOTABLE: Has posted 10 double-digit scoring games ... Ranks 11th in SEC in rpg and 9th in offensive rpg (3.0) ... Averaged 7.4 rebs over last five games ... Needs 9 rebs to become 18th Gamecock to collect 600 in her career ... Snagged 500th career rebound at Seton Hall .</p>	<p>Career Highs PTS: 18 vs. Savannah St., 12/5/10 REB: 18 vs. Penn St., 11/20/11 AST: 4, 3x, vs. LSU, 1/17/13 STL: 5, 2x, at Arkansas, 1/27/13 BLK: 4, 2x, vs. Sav. St., 12/5/10 MIN: 37 vs. DePaul, 11/24/12</p>
24		<p>Aleighsa Welch 6-0 • Sophomore • Forward Goose Creek, S.C. (Goose Creek) <i>uh-LEE-sub Welch</i></p> <p>PPG 12.0 RPG 8.0 APG 0.9 FG% .633 FT% .682</p>	<p>LAST GAME: 10 pts, 3 rebs, 2 stls vs. Auburn NOTABLE: Has six double-doubles ... Is SEC's top offensive rebounder (4.2 Orpg) and 7th in total rpg ... Leads team in scoring (21st in SEC) ... Team high scorer seven times, high rebounder seven times ... Has 15 10+ point games and eight 10+ rebound outings.</p>	<p>Career Highs PTS: 19, 2x, at Georgia, 1/13/13 REB: 15 vs. Drexel, 11/28/12 AST: 3 at Miss. State, 1/6/13 STL: 3, 2x, vs. Elon, 11/9/12 BLK: 4 at NC State, 12/4/11 MIN: 42 vs. Drexel, 11/28/12</p>
25		<p>Tiffany Mitchell 5-9 • Freshman • Guard Charlotte, N.C. (Providence Day)</p> <p>PPG 10.1 RPG 6.2 APG 1.4 FG% .385 FT% .562</p>	<p>LAST GAME: 10 pts, 4 rebs, 2 stls vs. Auburn NOTABLE: Ranks 2nd among SEC freshmen in rebounding ... Is 17th in SEC in rebounding ... Led team in scoring six times, rebounding six times ... Scored in double figures 11 times ... Notched team's first 20-point game of season against SC State (21 pts/11 rebs).</p>	<p>Career Highs PTS: 21 vs. SC St., 12/21/12 REB: 11, 4x, at Florida, 1/20/13 AST: 4 vs. Sav. St., 11/15/12 STL: 5 vs. Furman, 12/9/12 BLK: 1, 3x, vs. LSU, 1/17/13 MIN: 36, 2x, at Arkansas, 1/27/13</p>
31		<p>Asia Dozier 5-10 • Freshman • Guard Columbia, S.C. (Spring Valley) <i>Asia DOE-zhur</i></p> <p>PPG 2.7 RPG 2.1 APG 0.8 FG% .176 FT% .444</p>	<p>LAST GAME: 1 reb in 4 min vs. Auburn NOTABLE: Played a solid 20 minutes against Vandy ... Buried second-half 3 to pull within two points of #1/1 Stanford ... Gatorade South Carolina Player of the Year and SC Miss Basketball ... Father, Perry, and uncle Terry both played basketball at South Carolina.</p>	<p>Career Highs PTS: 11 vs. Sav. St., 11/15/12 REB: 10 vs. Elon, 11/9/12 AST: 5 at LA Tech, 11/12/12 STL: 2 at LA Tech, 11/12/12 BLK: 1, 4x, at Miss. St., 1/6/13 MIN: 26 vs. Elon, 11/9/12</p>
33		<p>Elem Ibiam 6-3 • Sophomore • Center Fayetteville, Ga. (Fayette County) <i>ELL-um IB-ee-um</i></p> <p>PPG 3.5 RPG 4.1 APG 0.1 FG% .384 FT% .438</p>	<p>LAST GAME: 3 rebs vs. Auburn NOTABLE: Scored 6 pts in key 12-4 2nd-half run vs. #5/4 UK ... Scored SEC career-high nine points against Vandy, including eight in dominant 1st half ... Tied career high with five blocks vs. WCU, tying for 3rd in Arena history.</p>	<p>Career Highs PTS: 11 vs. SC St., 12/21/12 REB: 11 vs. Elon, 11/9/12 AST: 2 vs. E. Mich., 3/17/12 STL: 1, 6x, at Georgia, 1/13/13 BLK: 5, 2x, vs. WCU, 12/29/12 MIN: 25 vs. WCU, 12/29/12</p>

Starter

Reserve

Quick Facts

The University

Location: Columbia, S.C.
Founded: 1801
Enrollment: 30,721
Colors: Garnet (PMS 202C) and Black
Nickname: Gamecocks
Conference: Southeastern
President: Dr. Harris Pastides
Athletics Director: Ray Tanner
Facility: Colonial Life Arena (18,000)

Coaching Staff

Head Coach: Dawn Staley
Alma Mater: Virginia, 1992
Overall Record: 258-141 (13th season)
School Record: 86-61 (5th season)
Assoc. Head Coach (Alma Mater):
 Lisa Boyer (Ithaca, 1972)
Assistant Coaches (Alma Mater):
 Nikki McCray (Tennessee, 1995)
 Darius Taylor (Michigan, 2000)

Team Information

2011-12 Record: 25-10
 Home: 12-3 Away: 9-5 Neutral: 4-2
SEC Record (Finish): 10-6 (T-4th)
 Home: 6-2 Away: 4-4
Letterwinners Returning/Lost: 6/7
Starters Returning/Lost: 1/4

Program History

First Year of Women's Basketball: 1974-75
All-Time Record: 676-490 (39th season)
All-Time SEC Record: 98-194 (22nd season)
NCAA Appearances (Last): 9 (2012, Sweet 16)
NCAA Tournament Record: 10-9
WNIT Appearances (Last): 4 (2011)
WNIT Record: 3-4

Media Relations

Women's Basketball Contact: Diana Koval
Office: 803.777.7977
Cell: 314.369.6050
Email: dkoval@mailbox.sc.edu
Press Row Phone: 803.777.6182
Athletics Department on the Web
Website: GamecocksOnline.com
Twitter: @GamecocksOnline.com
Facebook: Facebook.com/GamecocksOnline
YouTube: YouTube.com/GamecocksOnline
Women's Basketball on Twitter
Team: @GamecockWBB
Head Coach: @DawnStaley

Current Gamecock Streaks

	Total	Home	Road	Neut.
Overall	W5	W4	W2	W3
SEC	W5	W4	W2	—
Non-Conference	W2	W2	W4	W3
Ranked Teams	W1	W1	L1	L2

A South Carolina Win Would...

- Give the Gamecocks their second-straight 20-win season and the 12th in school history – fourth since joining the SEC for the 1991-92 season.
- Make the Gamecocks 8-2 in SEC play for the first time since the 2001-02 team opened league play with a 9-2 mark.
- Match the 2001-02 team's overall 20-3 start to the season. The Gamecocks reached 21 wins before recording their fourth loss that season, finishing 25-7 in the NCAA Tournament Elite Eight.
- Give head coach Dawn Staley the eighth 20-win season in her 13th season as a head coach.
- Keep Staley undefeated against the Crimson Tide (6-0) in her career.

By the Numbers

- 1 Opponent that has scored 60 or more points against the Gamecocks this season, helping South Carolina to No. 3 in the nation in scoring defense
- 3 Gamecocks that rank among the SEC's top 20 in rebounding – Aleighsa Welch (8.0, 7th), Ashley Bruner (7.1, 12th) and Tiffany Mitchell (6.2, 17th)
- 8 Offensive rebounds needed by sophomore forward Aleighsa Welch for 100 on the season, which would be just the ninth time a Gamecock reached the mark since the statistic was first collected in 1987-88 – Welch would be just the fifth individual Gamecock to get to the century mark.
- 9 Rebounds needed by senior forward Ashley Bruner to become just the 18th Gamecock to amass 600 in her career – Bruner is currently 20th in school history in career rebounds
- 10 RPI for South Carolina – one of six SEC teams among the top 40
- 12 Gamecocks all-time who have amassed 1,000 career points and 200 career steals after senior guard Ieasia Walker joined the club with her 24-point outing against LSU (Jan. 17) – She is one of just three active SEC players with 1,000 career points along with 200 career steals and 200 career assists.
- 14 Of the last 24 Associated Press polls that have included the Gamecocks, dating back to Jan. 9, 2012, and including this week's appearance at No. 15 (the highest since Feb. 10, 2003)
- 19 Points by Khadijah Sessions against Auburn (Feb. 3), the highest scoring output by a Gamecock off the bench this season
- 29.3 Points below their season average that South Carolina held the #5/4 Kentucky Wildcats on Jan. 24
- 32 Free throws made by the Gamecocks at Mississippi State (Jan. 6), the most in the Dawn Staley era, the fourth-most in school history and the most ever in a road game
- 42 Points scored by then-No. 13/12 Georgia (Jan. 13), the fewest the Gamecocks have ever allowed in a losing effort
- 59 Rebounds by the Gamecocks at Florida (Jan. 20), the most in the Dawn Staley era
- 76.1 Percent of the team's 1,320 points this season scored by the starting lineup

The Alabama Series

South Carolina holds a 16-15 edge over Alabama thanks to a six-game win streak against the Crimson Tide since head coach Dawn Staley took the reins of the program. In fact, the Gamecocks have won nine of the last 10 games and, going back even farther, 13 of the last 16 – beginning in 2000-01.

Alabama does have an 8-6 advantage over South Carolina in Tuscaloosa, but the Gamecocks have won the last two meetings there, most recently a 69-55 victory on Feb. 19, 2012. South Carolina went on to defeat the Crimson Tide 57-38 in the first round of last season's SEC Tournament in Nashville.

South Carolina's last loss to Alabama was a 65-54 outcome on Jan. 10, 2008, in Tuscaloosa.

Gamecocks' Five-Second Count

With a complementary blend of youth and experience, South Carolina opened a season 10-0 for the first time since the 1981-82 team also won its first 10 contests. The Gamecocks, now 19-3 overall and 7-2 in SEC action, have shown they have both inside and outside offensive options and are dominant on the glass this season while the defense has dropped off very little from last season's NCAA Tournament Sweet 16 effort. Two Gamecocks average double-figure points with three others netting 5.0 or more per game. South Carolina ranks 11th in the nation with a +9.3 rebounding margin and has three players ranked among the SEC's top 20 rebounders. Defensively, the Gamecocks are third in the nation in scoring defense, yielding just 47.7 points per game. South Carolina has held 16 of its 22 opponents this season to 50 or fewer points and limited seven of the 22 to under 30 percent field goal shooting, including Hampton (Nov. 22), which hit just 19.3 percent (11-57) from the field for the second-lowest opponent field goal percentage of the Staley era, and Vanderbilt (Jan. 10), which shot just 26.5 percent after coming into the

Gamecocks in the Rankings

Team	SEC	NCAA	Actual
Scoring Offense	13	214	60.0
Scoring Defense	1	3	47.7
Field Goal Percentage	11	180	.384
Field Goal %age Def.	1	18	.343
3-Point FG %age	14	—	.255
3-Point FG %age Def.	7	89	.283
3-Point FG Made/Gm.	11	284	3.5
Free Throw Percentage	14	342	.544
Rebounding Offense	3	—	41.8
Rebounding Defense	1	—	32.5
Rebounding Margin	1	11	+9.3
Assists	14	312	10.0
Steals	11	145	9.3
Turnover Margin	7	64	+2.7
Assist-to-Turnover Ratio	13	182	0.7
Blocked Shots	10	112	3.7

Ashley Bruner	SEC	NCAA	Actual
Rebounding	12	207	7.1
Offensive Rebounding	9	—	3.0

Tiffany Mitchell	SEC	NCAA	Actual
Rebounding	17	—	6.2

Ieasia Walker	SEC	NCAA	Actual
Steals	3	63	2.8
3-Point FG Made/Gm.	14	—	1.4
Minutes Played	8	—	32.0

Aleighsa Welch	SEC	NCAA	Actual
Scoring	21	—	12.0
Rebounding	7	126	8.0
Offensive Rebounding	1	—	4.2
FT %age	13	—	.682

game with the SEC's second-highest field goal accuracy at 45.2.

Road Warriors

The Gamecocks are 193-232 (.454) all-time in games on enemy territory, including an 18-27 (.400) mark under head coach Dawn Staley.

Figuring On February

South Carolina is 181-139 (.566) all-time in the month of February, including a 13-16 (.448) record under fifth-year head coach Dawn Staley. The Gamecocks are 103-39 (.725) in home games during the second month of the calendar year, including a 19-16 (.543) mark at Colonial Life Arena. South Carolina is 60-83 (.420) in February road games and 12-9 at neutral sites during the month.

Life in the League

South Carolina is 98-194 (.336) all-time in its 22nd season of SEC regular-season play. The Gamecocks are 63-84 (.429) in SEC games played in Columbia with a 35-110 record (.241) on the road. Under head coach Dawn Staley, the Gamecocks have a 34-37 (.479) SEC record, which includes a 2-12 slate in her first season at the helm. The program's 27 SEC regular-season victories in Staley's first four seasons are the best four-year mark for the program in more than a decade.

Last season's 10 wins matched the 2001-02 team for the best since joining the league for the 1991-92 season. It was just the third time in its 21 seasons in the league that South Carolina posted at least nine conference wins. In fact, the Gamecocks have only won seven or more league games six times in their 21 seasons with three of those coming under Staley.

Overall, Staley boasts a 133-62 (.682) record in league play, including eight seasons leading her Temple teams to a 99-25 (.798) Atlantic 10 mark.

Rendering the RPI

With a 19-3 record, including eight wins away from home, the Gamecocks are 10th in the NCAA RPI released on Feb. 4. South Carolina is one of six SEC schools rated among the top 40 with five others coming inside the top 100.

The Gamecocks' strength of schedule ranks in the top 20 and will continue to build over the course of the season. The Gamecocks are slated to play five teams currently ranked in the top 25 – then-No. 1/1 Stanford (Dec. 19), then-No. 12/13 Tennessee, at then-No. 13/12 Georgia (Jan. 13), home against then-No. 5/4 Kentucky (Jan. 24), on the road against No. 10/8 Kentucky and No. 14/16 Texas A&M.

Reading the Rankings

South Carolina is ranked in both national polls for the ninth-straight week and have been in 14 of the last 24 Associated Press polls released.

The Gamecocks held at No. 15 in the AP Poll this week after cracking into that poll at No. 24 the week of Dec. 10. It is South Carolina's highest ranking since the week of Feb. 10, 2003, saw the Gamecocks in the No. 15 spot. The Gamecocks have been ranked as high as No. 2 in the nation during the 1981-82 season. South Carolina last appeared in the AP's top 10 the week of Feb. 18, 2002.

South Carolina is in USA Today Coaches Poll for the 11th-straight week, rising to No. 12. Here's a look at the Gamecocks' ranking each week of the season, listed as AP/USA Today Coaches Poll:

Pre	N12	N19	N26	D3	D10	D17	D24	D31	J7	J14	J21	J28	F4
rv/rv	rv/rv	rv/rv	rv/24	rv/21	24/18	21/17	19/16	18/15	18/16	19/18	18/14	15/13	15/12

Five for Fighting

South Carolina head coach Dawn Staley has used the same starting lineup in every game this season, and the quintet led the way to the program's best non-conference record and the best SEC start since 2001-02. Starters – Ieasia Walker, Sancheon White, Tiffany Mitchell, Ashley Bruner and Aleighsa Welch – account for 76.1 percent of the offense and 68.9 percent of rebounds while playing 72.9 percent of the minutes available. Four of the five average

All-Time Records vs. SEC

Opponent	Overall	Under	SEC	SEC	H	A	N	Streak	Last
		Staley	Season	Tourn.					
Alabama	16-15	6-0	12-12	1-2	9-5	6-8	1-2	Won 5	W: 57-38, 3/1/12 (N)
Arkansas	10-17	3-3	10-15	0-2	7-5	3-10	0-2	Won 2	W: 43-40, 1/27/13 (A)
Auburn	16-21	4-3	11-15	1-1	10-7	5-12	1-2	Won 1	W: 59-51, 2/3/13 (H)
Florida	11-20	3-4	9-18	0-2	4-10	7-8	0-2	Won 3	W: 52-44, 1/20/13 (A)
Georgia	7-33	3-6	5-21	1-2	3-14	2-15	2-4	Lost 1	L: 40-42, 1/13/13 (A)
Kentucky	19-30	3-6	15-23	0-1	14-9	5-18	0-3	Lost 2	W: 55-50, 1/24/13 (H)
LSU	5-22	2-5	4-22	1-0	3-10	1-12	1-0	Won 1	W: 66-59, 1/17/13 (H)
Ole Miss	15-17	5-2	11-12	2-4	9-4	4-8	2-5	Won 3	W: 61-43, 1/26/12 (H)
Miss. State	12-16	3-3	11-13	0-2	8-5	4-9	0-2	Won 3	W: 60-46, 1/6/13 (A)
Missouri	1-0	0-0	—	—	0-0	0-0	1-0	Won 1	W: 72-60, 1/24/01 (N)
Tennessee	2-44	1-7	1-25	0-3	1-19	1-20	0-5	Lost 2	L: 53-73, 1/3/13 (H)
Texas A&M	0-0	0-0	—	—	0-0	0-0	0-0	—	—
Vanderbilt	9-21	4-2	9-18	0-2	6-8	3-11	0-2	Won 3	W: 64-48, 1/10/13 (H)
Totals	123-256	37-41	98-194	6-21	74-96	41-131	8-29	Won 5	



Around the SEC

	SEC Games			Overall		
	W	L	Pct.	W	L	Pct.
Tennessee	8	1	.889	17	5	.773
Texas A&M	8	1	.889	18	5	.783
Georgia	7	2	.778	19	3	.864
Kentucky	7	2	.778	19	3	.864
South Carolina	7	2	.778	19	3	.864
Vanderbilt	5	4	.556	15	7	.682
LSU	4	5	.444	13	9	.591
Missouri	4	5	.444	15	8	.652
Arkansas	3	6	.333	15	7	.682
Florida	3	6	.333	14	9	.609
Alabama	2	7	.222	12	10	.545
Auburn	2	7	.222	13	9	.591
Mississippi St.	2	7	.222	10	12	.455
Ole Miss	1	8	.111	8	14	.364

Coming Up

February 7

Auburn at 9/8 Georgia, 7 p.m.
10/10 Kentucky at Arkansas, 8 p.m.
12/13 Tennessee at LSU, 9 p.m. (CSS/CST)

February 10

Arkansas at Alabama, 3 p.m.
Florida at Auburn, 3 p.m. (SPSU)
9/8 Georgia at LSU, 1:30 p.m. (ESPNU)
10/10 Kentucky at Vanderbilt, 4 p.m. (ESPN2)
Ole Miss at 12/13 Tennessee, 2 p.m.
Mississippi State at Missouri, 2 p.m. (SECN)

Rankings are listed as AP/Coaches Poll
All Times Eastern; TV Network in ()

2012-13 Roster

No.	Name	Pos.	Ht	Yr.	Hometown/Last School
2	Ieasia Walker	G	5-8	Sr.	Amityville, N.Y./Copiague
5	Khadijah Sessions	G	5-8	Fr.	Myrtle Beach, S.C./Myrtle Beach
12	Wilka Montout	C	6-3	Jr.	French Guiana/NE Okla. A&M
15	Tiffany Davis	G	5-7	Fr.	Houston Texas/Westbury Christian
20	Sancheon White	G	5-10	Sr.	Hammond, Ind./Central Arizona
21	Ashley Bruner	F	6-0	Sr.	Norman, Okla./Norman
23	Tina Roy	G	5-11	So.	Kaplan, La./Kaplan
24	Aleighsa Welch	F	6-0	So.	Goose Creek, S.C./Goose Creek
25	Tiffany Mitchell	G	5-9	Fr.	Charlotte, N.C./Providence Day
31	Asia Dozier	G	5-10	Fr.	Columbia, S.C./Spring Valley
33	Elem Ibiam	C	6-3	So.	Fayetteville, Ga./Fayette County

Head Coach: Dawn Staley
Associate Head Coach: Lisa Boyer
Assistant Coaches: Nikki McCray, Darius Taylor

at least 9.0 points. The four reserves available have out-scored their counterparts on the opposite bench 12 times this season, during which the Gamecocks are 11-1.

Front Runners

South Carolina has won each of the 17 games this season in which it has taken a lead into the locker room at halftime. In head coach Dawn Staley's fourth season at the helm, South Carolina is 75-13 after leading at halftime and 3-5 when tied at the game's midway point.

Locking It Down

South Carolina has held an opponent to 48 or fewer points 15 times this season, already exceeding last season's school record of 14. In program history, the Gamecocks have lost just one of the 127 games in which they held an opponent to 48 or fewer points – 40-42 at Georgia on Jan. 13, 2013.

Good Hands

South Carolina is ranked 28th in the country in turnovers, committing just 14.1 per game. The Gamecocks have committed 10 or fewer turnovers seven times this season, including a pair of seven-turnover games that rank among the top five in the Dawn Staley era. South Carolina has turned it over more than 15 times in a game just seven times, while the defense has forced more than 15 turnovers 15 times. The Gamecocks' 14.1 turnovers per game narrowly beats last season's mark of 14.2 as the lowest average by the program since the 1983-84 team set the school record of 8.2.

Demanding Defense

The hallmark of the Gamecocks under head coach Dawn Staley has always been defense, and this season's team is no different. South Carolina's defense ranks third in the nation in points allowed per game (47.5), trailing just Albany (47.2) and Connecticut (47.4). The Gamecocks have allowed just one opponent to score 60 or more points this season (Tennessee, Jan. 3) and have held 15 to 48 or fewer.

One of the more interesting facets of the Gamecocks' stifling defense is that it has not necessarily held opponents to a sub-par shooting percentage. Through Staley's tenure, opponents have shot 39.6 percent from the field (3,164-7,981). The defensive success has come

Games Led Team In...

(Tied for team lead in each category included)

Scoring	2012-13	Career	Record
Aleighsa Welch	7	11	7-4
Ashley Bruner	6	11	9-2
Tiffany Mitchell	6	6	5-1
Ieasia Walker	3	23	13-10
Khadijah Sessions	2	2	2-0
Tina Roy	0	2	2-0

Rebounding	2012-13	Career	Record
Aleighsa Welch	7	23	20-3
Ashley Bruner	6	29	16-13
Tiffany Mitchell	6	6	5-1
Ieasia Walker	4	12	8-4
Elem Ibiam	4	5	5-0
Sancheon White	3	6	3-3

Assists	2012-13	Career	Record
Ieasia Walker	13	41	26-15
Ashley Bruner	5	9	7-2
Sancheon White	2	4	4-0
Tiffany Mitchell	2	2	2-0
Aleighsa Welch	2	2	2-0
Khadijah Sessions	2	2	2-0
Asia Dozier	1	1	1-0
Tina Roy	0	1	1-0

Miscellaneous Stats

Double-Doubles	2012-13	Career	Record
Aleighsa Welch	6	6	6-0
Ashley Bruner	2	7	4-3
Tiffany Mitchell	2	2	2-0
Ieasia Walker	0	1	1-0

30+ Points	2012-13	Career	Record
Ieasia Walker	0	1	1-0

20+ Points	2012-13	Career	Record
Ieasia Walker	1	5	3-2
Tiffany Mitchell	1	1	1-0

10+ Points	2012-13	Career	Record
Aleighsa Welch	15	25	21-4
Tiffany Mitchell	11	11	10-1
Ashley Bruner	10	30	23-7
Ieasia Walker	9	52	32-20
Sancheon White	3	5	5-0
Wilka Montout	2	2	2-0
Khadijah Sessions	2	2	2-0
Asia Dozier	1	1	1-0
Elem Ibiam	1	1	1-0
Tina Roy	0	5	4-1

10+ Rebounds	2012-13	Career	Record
Aleighsa Welch	8	10	9-1
Tiffany Mitchell	5	5	4-1
Ashley Bruner	4	10	7-3
Asia Dozier	1	1	1-0
Elem Ibiam	1	1	1-0
Sancheon White	0	1	0-1
Ieasia Walker	0	1	1-0

5+ Assists	2012-13	Career	Record
Ieasia Walker	4	17	14-3
Asia Dozier	1	1	1-0

5+ Steals	2012-13	Career	Record
Ieasia Walker	6	9	6-3
Ashley Bruner	1	1	1-0
Tiffany Davis	1	1	1-0
Tiffany Mitchell	1	1	1-0

5+ Blocks	2012-13	Career	Record
Elem Ibiam	1	2	2-0

Scoring Differentials

Largest lead in a win.....	by 36 (71-35), 2nd-7:30 vs. Savannah State, 11/15/12
Largest deficit overcome to win.....	by 14 (36-22), 1st-0:00 vs. Drexel, 11/28/12
Largest lead given up in a loss.....	by 6 (8-2), 1st-15:59 at Georgia, 1/13/13
Largest deficit in a loss.....	by 25 (42-67), 2nd-4:44 vs. Tennessee, 1/3/13

Team Specialty Stats

South Carolina/Opponent

	Pts. in Paint	Pts. Off TOs	2nd Chance Pts.	Fast Break Pts.
11/9 Elon	52/18	34/11	22/5	24/8
11/12 at LA Tech	38/30	16/4	22/4	2/2
11/15 Sav. St.	40/20	15/12	19/8	6/4
11/18 Clemson	38/14	15/14	13/11	8/5
11/22 vs. HU	20/12	16/14	15/4	8/6
11/23 vs. FGCU	38/18	23/12	13/4	20/2
11/24 vs. DPU	40/22	6/11	10/8	14/7
11/28 Drexel	26/18	15/6	14/7	12/0
12/2 at SHU	30/22	20/10	13/2	6/10
12/9 Furman	42/12	31/6	17/9	20/7
12/19 Stanford	20/24	11/4	4/9	6/2
12/21 SC State	22/18	14/1	22/10	6/6
12/29 WCU	30/12	21/9	15/9	8/3
1/3 Tenn.	32/38	8/4	20/9	10/13
1/6 at Miss. St.	24/10	17/5	13/8	8/0
1/10 Vandy	36/20	19/19	6/11	10/6
1/13 at Georgia	26/26	14/16	10/6	2/6
1/17 LSU	30/38	19/14	11/4	14/8
1/20 at Fla.	14/24	5/6	9/3	4/6
1/24 Kentucky	18/30	12/10	7/6	14/9
1/27 at Ark.	22/16	15/15	13/11	4/0
2/3 Auburn	18/26	15/13	16/12	6/2
2/7 at Ala.				
2/10 TX A&M				
2/14 at Ky.				
2/17 at Ole Miss				
2/24 Miss. St.				
2/28 at Missouri				
3/3 Florida				

Starters vs. Bench Points

	SC Starters	Opp. Starters	SC Bench	Opp. Bench
11/9 Elon	54	29	23	15
11/12 at LA Tech	58	33	24	25
11/15 Sav. St.	50	42	28	5
11/18 Clemson	51	27	13	16
11/22 vs. HU	34	27	11	7
11/23 vs. FGCU	54	30	11	16
11/24 vs. DPU	47	40	8	6
11/28 Drexel	49	43	9	12
12/2 at SHU	50	38	5	4
12/9 Furman	40	27	29	8
12/19 Stanford	44	51	5	2
12/21 SC State	41	28	24	17
12/29 WCU	40	15	26	29
1/3 Tenn.	49	68	4	5
1/6 at Miss. St.	47	36	13	10
1/10 Vandy	46	35	18	13
1/13 at Georgia	38	36	2	6
1/17 LSU	63	53	3	6
1/20 at Fla.	36	29	16	15
1/24 Kentucky	39	47	16	3
1/27 at Ark.	38	35	5	5
2/3 Auburn	37	28	22	23
2/7 at Ala.				
2/10 TX A&M				
2/14 at Ky.				
2/17 at Ole Miss				
2/24 Miss. St.				
2/28 at Missouri				
3/3 Florida				

from limiting opponent shot attempts entirely, especially from the 3-point line. South Carolina has attempted more total shots than its opponents every season except Staley's first (2008-09). Opponents have attempted more 3s than the Gamecocks just once as well (2009-10).

Here's a look at how the numbers break down year-by-year:

Season	SC FGA/Gm.	Opp. FGA/Gm.	Diff.	SC 3FGA/Gm.	Opp. 3FGA/Gm.	Diff.
2012-13	56.1	51.2	+4.9	13.9	10.8	+3.1
2011-12	57.9	51.1	+6.8	16.3	8.3	+2.8
2010-11	56.1	53.8	+2.3	18.0	10.9	+7.1
2009-10	59.4	57.9	+1.5	12.8	13.3	-0.5
2008-09	54.8	57.6	-2.8	13.3	12.1	+1.2

As the difference in shot attempts has increased over the course of the Staley era, so has the team's win totals, culminating in last season's 25-10 record, the program's best in more than a decade, and this season's 19-3 start.

Going Glass

Looking at South Carolina's roster of seven guards and four forwards/centers, the casual observer might think that rebounding would not be the Gamecocks' bailiwick, but South Carolina out-rebounded its opponent in all but four games this season – Auburn (-7, Feb. 3), at Arkansas (-7, Jan. 27), #5/4 Kentucky (-1, Jan. 24) and then-#1/1 Stanford (-11, Dec. 19). The Gamecocks' effort includes four games of 20 or more rebounds than their opponent and seven others in which they out-boarded the opposition by at least 10. The team effort has the Gamecocks ranked 11th in the nation in rebound margin at +9.3.

While rebounding is a team focus, this season has seen a surge in individual performances. In 2011-12, a Gamecock posted double-figure rebounds just seven times over 35 games. Through 22 games this season, South Carolina has amassed 18 double-digit rebound efforts, including eight from sophomore forward Aleighsa Welch, who ranks fifth in the SEC in the category. Three Gamecocks rank among the SEC's top 20 rebounders – Aleighsa Welch (7th, 8.0), Ashley Bruner (11th, 7.1) and Tiffany Mitchell (17th, 6.2). South Carolina is especially adept on the offensive glass where Welch and Bruner rank first and eighth, respectively, in the SEC, and Mitchell is among the league's top 15 in conference games.

Walkin' on Sunshine

Senior guard Ieasia Walker has shown tremendous leadership in guiding this season's team that includes four newcomers among its nine active players to a 19-3 record. Walker showed patience through the non-conference season, stepping out of the spotlight to allow her younger teammates to find their way on offense while still providing dominant defense borne of quick hands and lightning fast reflexes.

In SEC play, however, Walker as re-asserted herself offensively raising her scoring average from 8.5 in non-conference play to 11.1 in SEC action. She ranks among the 30 top scorers in league games. Walker turned up the scoring while still contributing 2.7 assists and an SEC-best 3.1 steals per game in league play.

In evidence that she has spent her career as an all-around contributor, Walker joins Kentucky's A'dia Mathies and Georgia's Jasmine James as the only active SEC players to have amassed at least 1,000 points in combination with 200 career assists and 200 career steals. In South Carolina history, just 11 Gamecocks have reached all three plateaus. Only six of those have more career rebounds than Walker's 432, including two who played prior to the Gamecocks joining the SEC.

Movin' On Up

South Carolina seniors Ashley Bruner and Ieasia Walker have made the most of their time in the Garnet and Black, posting and heading toward significant milestones while moving up the all-time leaderboards in several categories.

Bruner made the first move by becoming just the 26th Gamecock to pull down at least 500 career rebounds, hitting the mark as part of her seven-rebound outing at Seton Hall (Dec. 2). Currently 20th on the total rebounding list with 591, she needs nine more rebounds to join just 17 other Gamecocks to reach 600 career boards.

Walker joined the 1,000-point club 18 points into her 24-point performance against LSU (Jan. 17) at Carolina Coliseum. She is just the 28th Gamecock to reach the plateau and is one of just 12 in the group to pair the milestone with at least 200 career steals. Walker hit that mark with five swipes against Western Carolina (Dec. 29). She moved into the program's top 10 in that category on the same night she scored her 1,000th point, swiping five steals from the Lady Tigers to get to 216 and climb into sixth place in school history. Currently at 229, she needs two more to tie Rita Johnson (1977-81) in fourth place. Shannon Johnson's third-place spot (260) is 31 steals away.

Oh Captain, My Captain

South Carolina's captains for this season are seniors Ieasia Walker and Ashley Bruner along with sophomore Aleighsa Welch.

Working Overtime

After its 58-55 win over Drexel, South Carolina is 16-14 all-time in overtime games, including a 1-3 mark in double-overtime contests. Since taking the reins for the 2008-09 season, Gamecock head coach Dawn Staley has amassed a 5-3 record in extended games. South Carolina played a school-record four overtime games in 2010-11, going 2-2, and in 1995-96, going 1-3.

2012-13 Double-Doubles

Aleighsa Welch (6)

11/15	Savannah State	13 pts/12 rebs
11/22	vs. Hampton	16 pts/11 rebs
11/23	vs. Florida Gulf Coast	14 pts/11 rebs
11/28	Drexel	12 pts/15 rebs
12/2	at Seton Hall	14 pts/10 rebs
12/21	SC State	16 pts/14 rebs

Ashley Bruner (2)

11/24	vs. DePaul	11 pts/12 rebs
1/17	LSU	13 pts/12 rebs

Tiffany Mitchell (2)

12/2	at Seton Hall	13 pts/11 rebs
12/21	SC State	21 pts/11 rebs

AP Top 25

(Week of Feb. 4)

1.	Baylor	20-1
2.	Notre Dame	20-1
3.	Connecticut	20-1
4.	Stanford	20-2
5.	Duke	20-1
6.	California	19-2
7.	Maryland	18-3
8.	Penn State	17-3
9.	Georgia	19-3
10.	Kentucky	19-3
11.	Louisville	19-4
12.	Tennessee	17-5
13.	Purdue	18-3
14.	Texas A&M	17-5
15.	South Carolina	19-3
16.	North Carolina	20-3
17.	UCLA	17-4
18.	Dayton	19-1
19.	Florida State	18-4
20.	Delaware	18-3
21.	Colorado	16-5
22.	Oklahoma State	15-5
23.	Oklahoma	16-5
24.	Syracuse	18-3
25.	Iowa State	15-5

USA Today Coaches Top 25

(Week of Feb. 4)

1.	Baylor	18-1
2.	Connecticut	20-1
3.	Notre Dame	20-1
4.	Duke	20-1
5.	Stanford	20-2
6.	California	19-2
7.	Maryland	18-3
8.	Kentucky	19-3
9.	Penn State	17-3
10.	Georgia	19-3
11.	Louisville	19-4
12.	South Carolina	19-3
13.	Tennessee	17-5
14.	Purdue	18-3
15.	Dayton	19-1
16.	Texas A&M	17-5
17.	UCLA	17-4
18.	North Carolina	20-3
19.	Oklahoma	16-5
20.	Florida State	18-4
21.	Oklahoma State	15-5
22.	Syracuse	18-3
23.	Delaware	18-3
24.	Iowa State	15-5
25.	Colorado	16-5

South Carolina's Record When...

	SEC Only	All Games
Record.....	7-2	19-3
Playing a ranked opponent.....	1-2	1-3
Playing at home	4-1	11-2
Playing on the road	3-1	5-1
Playing at neutral site	0-0	3-0
Leading at half	6-0	17-0
Trailing at half	0-1	1-2
Tied at half	1-1	1-1
Playing an overtime game	0-0	1-0
0 players score in double-figures	0-0	0-0
1 player scores in double-figures	1-1	3-1
2 players score in double-figures	4-0	7-1
3 players score in double-figures	1-1	6-1
4 players score in double-figures	1-0	2-0
5 players score in double-figures	0-0	1-0
Starters out-score opponent's starters	6-1	18-1
Opponent's starters score equal/more	1-1	1-2
Bench out-scores opponent's bench	4-0	11-1
Opponent's bench scores equal/more.....	3-2	8-2
Shooting 50% or better	0-0	1-0
Shooting between 40-49%	2-0	8-0
Shooting between 30-39%	4-1	9-1
Shooting less than 30%	1-1	1-2
Opponent shoots 50% or better.....	0-1	0-1
Opponent shoots between 40-49%	1-0	3-1
Opponent shoots between 30-39%	4-1	10-1
Opponent shoots less than 30%.....	2-0	6-0
Shooting better than opponent.....	4-0	14-0
Shooting worse than/equal to opponent	3-2	5-3
Having more FTs made than opponent	6-1	14-1
Having equal/less FTs made than opponent	1-1	5-2
Out-rebounding opponent.....	4-2	16-2
Having equal/less rebounds than opponent	3-0	3-1
Having more TOs than opponent	1-1	4-1
Having equal or less TOs than opponent.....	6-1	15-2
Attempting more FT than 3FG.....	6-1	16-1
Attempting equal/less FT than 3FG	1-1	3-2
Making 5 or more 3FGs.....	3-0	8-0
Making less than 5 3FGs.....	4-2	11-3
Making no 3 FGs.....	1-1	4-1
Attempting 15 or more 3FGs.....	3-1	9-2
Attempting less than 15 3FGs	4-1	11-1

	SEC Only	All Games
No South Carolina players foul out.....	5-2	17-3
One or more South Carolina players foul out.....	1-0	1-0
Having 10 or more assists.....	3-0	9-0
Having less than 10 assists.....	4-2	10-3
Scoring more pts. in paint than opponent	4-0	16-0
Scoring equal/less pts. in paint than opponent	3-2	3-3
Scoring more pts. off TOs than opponent	4-1	15-2
Scoring equal/less pts. off TOs than opponent.....	3-1	4-1
Scoring more 2nd-chance pts.	6-1	18-1
Scoring equal/less 2nd-chance pts.....	1-1	1-2
Scoring more fast break pts.....	6-0	15-0
Scoring equal/less fast break pts.....	1-2	4-3
Wearing white uniforms	4-1	13-2
Wearing black uniforms	3-1	6-1
Wearing garnet uniforms.....	0-0	0-0
Playing in tournaments/classics	0-0	3-0
Playing on live television	2-2	5-3
Playing in November.....	0-0	8-0
Playing in December	0-0	4-1
Playing in January	6-2	6-2
Playing in February	1-0	1-0
Playing in March.....	0-0	0-0
Playing during the day.....	4-1	11-1
Playing at night.....	3-1	8-2
Playing on Sunday.....	4-1	7-1
Playing on Monday.....	0-0	1-0
Playing on Tuesday.....	0-0	0-0
Playing on Wednesday.....	0-0	2-1
Playing on Thursday.....	3-1	5-1
Playing on Friday	0-0	3-0
Playing on Saturday.....	0-0	2-0
Margin is 5 pts. or less.....	2-1	3-2
Margin is between 6-10.....	3-0	4-0
Margin is between 11-20.....	2-1	7-1
Margin is more than 20.....	0-0	5-0
Having a 20-pt. scorer.....	1-0	2-0
Having a 30-pt. scorer.....	0-0	0-0
Scoring 49 points or less.....	1-1	2-2
Scoring 50-59 points.....	3-1	6-1
Scoring 60-69 points.....	3-0	8-0
Scoring 70-79 points.....	0-0	2-0
Scoring 80-89 points.....	0-0	1-0
Scoring 90-99 points.....	0-0	0-0

2012-13 Team High / Low

South Carolina	Game Highs		Game Lows	
POINTS	82	at Louisiana Tech 11/12/12	40	at Georgia, 1/13/13
FIELD GOALS MADE	31	Savannah State, 11/15/12 Elon, 11/9/12	14	at Mississippi State, 1/6/13
FIELD GOAL ATTEMPTS	70	Elon, 11/9/12	39	at Mississippi State, 1/6/13
FIELD GOAL PERCENTAGE	.500 (28-56)	Western Carolina, 12/29/12	.234 (15-64)	at Florida, 1/20/13
3 PT FIELD GOALS MADE	9	Savannah State, 11/15/12	0	at Georgia, 1/13/13 at Mississippi State, 1/6/13 vs. DePaul, 11/24/12 Clemson, 11/18/12 Elon, 11/9/12
3 PT FG ATTEMPTS	25	Savannah State, 11/15/12	2	at Mississippi State, 1/6/13
3 PT FG PERCENTAGE	.667 (6-9)	Western Carolina, 12/29/12	.000 (0-14)	Clemson, 11/18/12 Elon, 11/9/12
FREE THROWS MADE	32	at Mississippi State, 1/6/13	4	Western Carolina, 12/29/12
FREE THROW ATTEMPTS	50	at Mississippi State, 1/6/13	13	at Arkansas, 1/27/13 vs. Florida Gulf Coast, 11/23/12 Savannah State, 11/15/12
FREE THROW PERCENTAGE	.679 (19-28)	Auburn, 2/3/13	.286 (4-14)	Western Carolina, 12/29/12
REBOUNDS	59	at Florida, 1/20/13	28	Auburn, 2/3/13
ASSISTS	20	at Louisiana Tech 11/12/12	1	vs. DePaul, 11/24/12
STEALS	15	Furman, 12/9/12	4	at Florida, 1/20/13 Savannah State, 11/15/12
BLOCKED SHOTS	9	Furman, 12/9/12	0	at Georgia, 1/13/13 vs. Florida Gulf Coast, 11/23/12
TURNOVERS	29	vs. Hampton, 11/22/12	7	Stanford, 12/19/12 at Louisiana Tech 11/12/12
FOULS	19	Stanford, 12/19/12 Clemson, 11/18/12	8	at Seton Hall, 12/2/12

Opponent	Game Highs		Game Lows	
POINTS	73	Tennessee, 1/3/13	34	vs. Hampton, 11/22/12
FIELD GOALS MADE	28	Tennessee, 1/3/13	11	Furman, 12/9/12 vs. Hampton, 11/22/12 Clemson, 11/18/12
FIELD GOAL ATTEMPTS	64	vs. DePaul, 11/24/12	44	vs. Florida Gulf Coast, 11/23/12
FIELD GOAL PERCENTAGE	.500 (28-56)	Tennessee, 1/3/13	.193 (11-57)	vs. Hampton, 11/22/12
3 PT FIELD GOALS MADE	7	Drexel, 11/28/12 vs. Florida Gulf Coast, 11/23/12	0	Stanford, 12/19/12
3 PT FG ATTEMPTS	29	vs. Florida Gulf Coast, 11/23/12	4	Stanford, 12/19/12
3 PT FG PERCENTAGE	.583 (7-12)	Drexel, 11/28/12	.000 (0-4)	Stanford, 12/19/12
FREE THROWS MADE	20	Vanderbilt, 1/10/13 Clemson, 11/18/12	2	at Seton Hall, 12/2/12
FREE THROW ATTEMPTS	24	Clemson, 11/18/12 at Louisiana Tech 11/12/12	4	at Seton Hall, 12/2/12
FREE THROW PERCENTAGE	1.000 (10-10)	Furman, 12/9/12	.500 (6-12) .500 (2-4)	LSU, 1/17/13 at Seton Hall, 12/2/12
REBOUNDS	42	Stanford, 12/19/12	20	vs. Florida Gulf Coast, 11/23/12
ASSISTS	13	Auburn, 2/3/13 LSU, 1/17/13	2	Furman, 12/9/12
STEALS	13	vs. Hampton, 11/22/12	0	Furman, 12/9/12
BLOCKED SHOTS	11	Tennessee, 1/3/13 Stanford, 12/19/12	0	Auburn, 2/3/13 vs. DePaul, 11/24/12 at Louisiana Tech 11/12/12
TURNOVERS	24	Furman, 12/9/12	9	at Florida, 1/20/13
FOULS	33	SC State, 12/21/12	13	Tennessee, 1/3/13 Savannah State, 11/15/12

Staley Era Team Records

Italics indicates set in 2012-13

Scoring

Most	Points
1. at Clemson, 11/19/09	92
2. vs. North Carolina, 12/20/09	85
3. <i>at Louisiana Tech, 11/12/12</i>	82
4. at Alabama, 1/10/10	80
vs. Eastern Michigan, 3/17/12	80

Fewest	Points
1. at Stanford, 11/26/10	32
2. vs. Georgia, 3/4/11	34
3. vs. Mississippi State, 3/5/09	39
4. <i>at Georgia, 1/13/13</i>	40
5. at Mississippi State, 2/26/09	41

Fewest Allowed	Points
1. vs. South Carolina State, 12/14/11	21
2. vs. Presbyterian, 11/27/11	24
3. vs. Furman, 12/11/11	33
vs. Savannah State, 12/5/10	33
5. <i>vs. Hampton, 11/22/12</i>	34
vs. Ohio University, 11/28/08	34

Most Allowed	Points
1. at Clemson, 11/19/09	94
2. vs. North Carolina, 12/20/09	93
3. vs. Xavier, 11/12/10	84
4. at Tennessee, 2/17/11	82
at Florida, 2/22/09	82

Margin of Outcome

Victory	Score	Margin
1. vs. South Carolina State, 12/14/11	66-21	+45
2. vs. Furman, 12/11/11	72-33	+39
3. <i>vs. Furman, 12/9/12</i>	69-35	+34
4. <i>vs. Elon, 11/9/12</i>	77-44	+33
5. vs. Eastern Michigan, 3/17/12	80-48	+32

Defeat	Score	Margin
1. at Stanford, 11/26/10	32-70	-38
2. vs. Georgia, 3/4/11	34-66	-32
3. vs. Stanford, 12/19/08	47-78	-31
4. at Penn State, 11/21/10	48-78	-30
5. vs. Connecticut, 12/28/08	48-77	-29

Field Goals

Made	FGM
1. vs. North Carolina, 12/20/09	34
at Clemson, 11/19/09	34
3. vs. North Carolina, 12/18/11	33
4. vs. Eastern Michigan, 3/17/12	32
5. <i>7 Times, Last vs. Savannah State, 11/15/1231</i>	

Attempts	FGA
1. vs. Penn State, 11/20/11	76
2. at Clemson, 11/19/09	74
3. vs. Tennessee, 1/20/11	73
4. vs. NC State, 12/13/09	71
5. <i>vs. Elon, 11/9/12</i>	70
vs. North Carolina, 12/18/11	70
at Florida, 2/22/09	70

Highest Percentage (Min. 40 FGA)	FGM-A	Pct
1. at Alabama, 1/10/10	31-52	.596
2. at Alabama, 2/19/12	25-45	.556
3. vs. Kentucky, 1/14/10	31-56	.554
4. vs. Eastern Michigan, 3/17/12	32-60	.533
5. vs. Presbyterian, 12/28/10	25-48	.521

Lowest Percentage (Min. 40 FGA)	FGM-A	Pct
1. at Stanford, 11/26/10	12-55	.218
2. vs. Georgia, 3/4/11	12-52	.231
3. at Kentucky, 2/5/09	13-55	.236
4. at Georgia, 1/2/11	13-54	.241
5. at Penn State, 11/21/10	17-70	.243

Lowest Allowed	FGM-A	Pct
1. vs. South Carolina State, 12/14/11	6-48	.125
2. <i>vs. Hampton, 11/22/12</i>	11-57	.193
3. <i>vs. Furman, 12/9/12</i>	11-46	.239
<i>vs. Clemson, 11/18/12</i>	11-46	.239
5. vs. Presbyterian, 11/27/11	10-40	.250
vs. Furman, 12/11/11	11-44	.250

Highest Allowed	FGM-A	Pct
1. vs. Connecticut, 12/28/08	35-62	.565
vs. Florida, 1/9/11	26-46	.565
3. vs. Xavier, 11/12/10	34-61	.557
4. at Kentucky, 1/13/11	30-55	.545
5. vs. Vanderbilt, 2/27/11	27-50	.540

3-Point Field Goals

Made	3FGM
1. <i>vs. Savannah State, 11/15/12</i>	9
at Arkansas, 2/6/11	9
at Ole Miss, 1/16/11	9
vs. North Carolina, 12/18/11	9
vs. Ole Miss, 1/26/12	9

Attempts	3FGA
1. vs. Penn State, 11/20/11	29
2. vs. North Carolina, 12/19/10	28
3. <i>vs. Savannah State, 11/15/12</i>	25
at Ole Miss, 1/16/11	25
5. vs. Georgia, 2/16/12	23
vs. Boston University, 12/28/09	23
at Florida, 2/22/09	23

Percentage (Min. 5 3FGA)	3FGM-A	Pct
1. <i>vs. Western Carolina, 12/29/12</i>	6-9	.667
at Alabama, 1/10/10	8-12	.667
vs. Charlotte, 12/21/08	8-12	.667
4. vs. Florida, 2/12/12	8-13	.615
5. at Alabama, 2/19/12	5-9	.556

Free Throws

Made	FTM
1. <i>at Mississippi State, 1/6/13</i>	32
2. <i>vs. SC State, 12/21/12</i>	27
3. at Ole Miss, 1/22/09	26
4. vs. Charlotte, 12/21/08	24
5. at Georgia, 1/2/11	23
vs. Auburn, 1/8/09	23

Attempts	FTA
1. <i>at Mississippi State, 1/6/13</i>	50
2. <i>vs. SC State, 12/21/12</i>	44
3. at Xavier, 11/30/11	38
4. <i>vs. Clemson, 11/18/12</i>	35
5. at Georgia, 1/2/11	34
vs. Penn State, 11/22/09	34
at Clemson, 11/19/09	34

Percentage (Min. 10 FTA)	FTM-A	Pct
1. vs. Auburn, 1/2/09	23-26	.885
2. vs. San Diego State, 11/28/09	14-16	.875
3. at Tennessee, 1/7/10	10-12	.833
4. at Auburn, 2/4/10	9-11	.818
5. vs. Davidson, 11/24/08	13-16	.813

Rebounding

Total	Rebs
1. <i>at Florida, 1/20/13</i>	59
2. <i>vs. Hampton, 11/22/12</i>	57
3. <i>vs. Elon, 11/9/12</i>	53
vs. Brown, 12/29/09	53
5. vs. High Point, 12/5/08	52

Offensive	OREbs
1. <i>vs. Elon, 11/9/12</i>	29
2. vs. College of Charleston, 11/23/11	27
3. <i>at Florida, 1/20/13</i>	26
4. <i>vs. Savannah State, 11/15/12</i>	25
vs. Penn State, 11/20/11	25
at Penn State, 11/21/10	25

Defensive	DRebs
1. <i>vs. Hampton, 11/22/12</i>	39
2. vs. Charlotte, 11/16/09	35
3. <i>at Florida, 1/20/13</i>	33
at Ole Miss, 1/22/09	33
5. <i>vs. DePaul, 11/24/12</i>	32
vs. Jacksonville, 12/30/08	32

Margin	Rebs	Margin
1. <i>vs. Florida Gulf Coast, 11/23/12</i>	46-20	+26
2. <i>vs. Hampton, 11/22/12</i>	57-32	+25
3. <i>vs. Savannah State, 11/15/12</i>	50-26	+24
4. vs. Alabama, 1/23/11	49-27	+22
5. vs. Jacksonville, 12/30/08	45-24	+21

Assists

Game	Assists
1. <i>at Louisiana Tech, 11/12/12</i>	22
vs. Eastern Michigan, 3/17/12	22
3. vs. Alabama, 2/15/09	20
4. 4 times, Last vs. North Carolina, 12/18/11	19

Steals

Game	Steals
1. vs. Furman, 12/11/11	21
2. vs. NC State, 12/12/10	16
vs. USC Upstate, 12/16/08	16
4. <i>vs. Furman, 12/9/12</i>	15
vs. High Point, 12/2/09	15
vs. Davidson, 11/24/08	15

Blocked Shots

Game	Blocks
1. vs. Eastern Michigan, 3/17/12	11
vs. Furman, 12/11/11	11
3. <i>vs. Furman, 12/9/12</i>	9
at NC State, 12/4/11	9
vs. Alabama A&M, 11/14/11	9

Turnovers

Fewest	TOs
1. at Tennessee, 2/2/12	4
2. vs. Georgia, 3/2/12	5
vs. Ole Miss, 3/3/11	5
4. <i>vs. Stanford, 12/19/12</i>	7
<i>at Louisiana Tech, 11/12/12</i>	7
vs. Tennessee, 3/3/12	7

Most	TOs
1. at Wake Forest, 12/3/08	32
2. <i>vs. Hampton, 11/22/12</i>	29
vs. Kentucky, 1/15/12	29
4. at Kentucky, 1/13/11	28
5. vs. Jacksonville, 12/30/08	26

The Last Time ...

Individual

Scored 50 Points

South Carolina 51, Jocelyn Penn vs. Stetson, 1/4/03
Opponent Never

Scored 40 Points

South Carolina 51, Jocelyn Penn vs. Stetson, 1/4/03
Opponent 46, Cornelia Gayden, LSU, 1/14/95

Scored 30 Points

South Carolina 30, Ieasia Walker vs. Clemson, 11/18/10
Opponent 32, LaQueta Ferguson, Florida International, 11/25/07

Grabbed 20 Rebounds

South Carolina 25, Kelsey Bone vs. Boston University, 12/28/09
Opponent 24, Courtney Paris, Oklahoma, 12/30/07

Grabbed 15 Rebounds

South Carolina 15, Aleighsa Welch vs. Drexel, 11/28/12
Opponent 15, Chiney Ogwumike, Stanford, 12/19/12

Two Players with 20 or More Points

South Carolina La'Keisha Sutton 21/Markeshia Grant 20 vs. North Carolina, 12/18/11
Opponent Angie Bjorklund 23/Shekinna Stricklen 21, Tennessee, 1/17/10

Two Players with 10 or More Rebounds

South Carolina Aleighsa Welch 12/Tiffany Mitchell 11 at Florida, 1/20/13
Opponent Quistelle Williams 10/Berna Calli 10, Arkansas, 1/27/13

Had 10 Assists

South Carolina 10, Samone Kennedy at Florida, 2/24/08
Opponent 11, Marneshia Richard, Mississippi State, 1/21/07

Had Five Steals

South Carolina 5, Ashley Bruner and Ieasia Walker at Arkansas, 1/27/13
Opponent 5, Sam Ramirez, Appalachian State, 3/16/11

Had Five Blocked Shots

South Carolina 5, Elem Ibiam vs. Western Carolina, 12/29/12
Opponent 7, Isabelle Harrison, Tennessee, 1/3/13

Had a Double-Double

South Carolina Ashley Bruner (13 pts/12 rebs) vs. LSU, 1/17/13
Opponent DeNesha Stallworth (12 pts/10 rebs), Kentucky, 1/24/13

Two Players had a Double-Double

South Carolina Aleighsa Welch (16 pts/14 rebs) and Tiffany Mitchell 21 pts/11 rebs) vs. SC State, 12/21/12
Opponent Chiney Ogwumike (11 pts/10 rebs)/Nnemkadi Ogwumike (39 pts/10 rebs), Stanford, 3/24/12

Had a Triple-Double

South Carolina Iva Sliskovic (18 pts, 15 rebs, 10 assts) vs. High Point, 12/20/06
Opponent Never

Team

Scored 100 Points

South Carolina 102 vs. North Carolina A&T, 3/21/08
Opponent 103, Clemson, 11/21/03

Won by 30 or More Points

South Carolina 69-35 (34) vs. Furman, 12/9/12
Opponent 66-34 (32), Georgia, 3/4/11

Shot 65% or Better from the Field

South Carolina .652 (45-69) vs. East Tennessee State, 12/19/00
Opponent Never

Shot 60% or Better from the Field

South Carolina .608 (31-51) vs. Jackson State, 12/7/07
Opponent .604 (29-48), Vanderbilt, 1/18/01

Shot 50% or Better from the Field

South Carolina .500 (28-56) vs. Western Carolina, 12/29/12
Opponent .500 (28-56), Tennessee, 1/3/13

No Players in Double-Figure Points

South Carolina at Auburn, 1/19/12
Opponent SC State, 12/14/11

Five Players in Double-Figure Points

South Carolina at Louisiana Tech, 11/12/12
Opponent Arkansas, 2/14/10

Faced AP Top-25 Opponent

Win 55-50 vs. No. 5 Kentucky, 1/24/13
Loss 40-42 at No. 13 Georgia, 1/13/13

Faced AP Top-10 Opponent

Win 55-50 vs. No. 5 Kentucky, 1/24/13
Loss 49-53 vs. No. 1 Stanford, 12/19/12

Faced AP Top-5 Opponent

Win 55-50 vs. No. 5 Kentucky, 1/24/13
Loss 49-53 vs. No. 1 Stanford, 12/19/12

Faced AP No. 1 Team

Win Never
Loss 49-53 vs. No. 1 Stanford, 12/19/12

Overtime Game

Win 58-55 vs. Drexel, 11/28/12
Loss 60-74 vs. Vanderbilt, 2/27/11

Double-Overtime Game

Win 92-91 at Florida State, 2/4/91
Loss 92-94 at Clemson, 11/19/09

South Carolina Was Ranked (AP Poll)

AP No. 1 Never
AP Top 10 No. 10, 2/18/02
AP Top 25 No. 15, 2/4/13



Ashley Bruner

#21

**6-0 • Senior
Forward
Norman, Okla.
Norman**

Miscellaneous Stats

	2012-13 Games	Career Games	Career Record
Double-Double	2	7	4-3
10+ Points	10	30	23-7
10+ Rebounds	4	10	7-3
Team-High Points	6	11	9-2
Team-High Rebs.	6	29	16-13
Team-High Assts.	5	9	7-2

- Has started every game this season
- Ranks 12th in SEC in rebounds per game and ninth in offensive rebounds per game (3.1)
- Has two double-doubles this season (vs. DePaul, LSU)
- Led team in scoring six times (Elon, at LA Tech, Clemson, vs. FGCU, vs. DePaul, at Arkansas)
- Led team in rebounding six times (Savannah State, Clemson, vs. Hampton, vs. DePaul, Stanford, LSU)
- Has scored in double figures 10 times (Elon, at LA Tech, Clemson, vs. FGCU, vs. DePaul, Drexel, Tennessee, LSU, at Florida, at Arkansas)
- Posted seven of her 11 points at Arkansas (Jan. 27) in the second half, including four of the Gamecocks' last seven
- Swiped a steal in final 12 seconds with the Gamecocks clinging to a four-point lead over #5/4 Kentucky (Jan. 24)
- Scored eight of her 14 points and grabbed five of her nine rebounds at Florida (Jan. 20) in the second half, including a pair of free throws and a rebound in the final 30 seconds to help seal the victory
 - Played solid all-around game against LSU (Jan. 17), posting a double-double and a team-high four assists (tying her career high) ... tied her season high with 12 rebounds, including seven in second half, during which she scored nine of her 13 points
 - Reeled in seven of her eight rebounds at #13/12 Georgia (Jan. 13) in the second half
 - Grabbed all seven of her rebounds against Vanderbilt (Jan. 10) in second half as Gamecocks held off more efficient Commodore offense
- Scored five of her seven points at Mississippi State (Jan. 6) at the free throw line, including four during an 8-2 run in the first half to open a nine-point lead
- Snagged four of her six rebounds against Tennessee (Jan. 3) on the offensive end and scored 10 of her 12 points in the first half while adding four steals in the game
- Pulled down her 500th career rebound at Seton Hall (Dec. 2), making her the 26th Gamecock to reach the plateau
- Ranks fourth among active SEC players and 25th in school history in career rebounds (523) – needs 34 to reach Melanie Johnson (2005-07) in 24th place
- Snagged five of her eight rebounds against SC State (Dec. 21) on the offensive end to help her tie her career high with four assists
- Battled Stanford's frontcourt (Dec. 19) for a team-high eight rebounds in near miss against nation's top team
- All-Tournament selection at the Paradise Jam after averaging 10.3 points and 9.3 rebounds over the three games at the event
- Posted all of her 12 points and eight rebounds vs. Drexel (Nov. 28) after halftime, including the game-winning basket and final defensive rebound in overtime
- Posted her first double-double of the season against DePaul (Nov. 24) with 11 points and 12 rebounds

Career Highs – All Games

Pts 18 vs. Savannah State, 12/5/10
FG 8, 2x, last at LA Tech, 11/12/12
FGA.. 16 vs. Alabama A&M, 11/14/11
FG %..... 1.00 (8-8) vs. Florida, 1/9/11
FT..... 6 vs. Charlotte, 3/20/11
FTA..... 14 at Florida, 1/20/13
FT %..... 1.00 (4-4), 2x, last, vs. Auburn, 1/19/12
Rebs..... 18 vs. Penn State, 11/20/11
Off Rebs..... 9 vs. Penn State, 11/20/11
Def Rebs..... 9 vs. Penn State, 11/20/11
Blks..... 4, 2x, last, vs. Savannah St., 12/5/10
Stls..... 5, 2x, last at Arkansas, 1/27/13
Assts..... 4, 2x, last vs. LSU, 1/17/13
Min..... 37, 3x, last at Florida, 1/20/13

Career – SEC Games

Pts 16, 2x, last vs. Florida, 1/9/11
FG 8 vs. Florida, 1/9/11
FGA..... 14 vs. LSU, 1/17/13
FG %... 1.000 (8-8) vs. Florida, 1/9/11
FT..... 5 at Mississippi State, 1/6/13
FTA..... 14 at Florida, 1/20/13
FT %... 1.000 (4-4) vs. Auburn, 1/19/12
Rebs 12 vs. LSU, 1/17/13
Off Rebs ... 6, 3x, last vs. Ark., 2/26/12
Def Rebs..... 8 vs. LSU, 1/17/13
Blks ... 2, 6x, last vs. Arkansas, 2/26/12
Stls..... 45 at Arkansas, 1/27/13
Assts..... 4 vs. LSU, 1/17
Min..... 37, 2x, last at Florida, 1/20

Season Highs – All Games

Pts 17 at LA Tech, 11/12
FG 8 at LA Tech, 11/12
FGA..... 14, 2x, last vs. LSU, 1/17
FG %... .800 (8-10) at LA Tech, 11/12
FT..... 5 at Mississippi State, 1/6
FTA..... 14 at Florida, 1/20
FT %750 (3-4) vs. Stanford, 12/19
Rebs..... 12, 3x, last vs. DePaul, 11/24
Off Rebs..... 5, 4x, last vs. SC St., 12/21
Def Rebs..... 8 vs. Hampton, 11/22
Blks 2, 3x, last vs. SC State, 12/21
Stls..... 5, 2x, last at Arkansas, 1/27
Assts 4, 2x, last vs. LSU, 1/17
Min..... 37, 3x, last at Florida, 1/20

Season Highs – SEC Games

Pts 14, at Florida, 1/20
FG 6 vs. LSU, 1/17
FGA..... 14 vs. LSU, 1/17
FG %.. .571 (4-7) vs. Vanderbilt, 1/10
FT..... 5 at Mississippi State, 1/6
FTA..... 14 at Florida, 1/20
FT %500 (4-8) vs. Tennessee, 1/3
Rebs..... 12 vs. LSU, 1/17
Off Rebs..... 4, 2x, last vs. LSU, 1/17
Def Rebs..... 8 vs. LSU, 1/17
Blks 1, 4x, last at Kentucky, 1/25
Stls..... 5 at Arkansas, 1/27
Assts 4 vs. LSU, 1/17
Min..... 37, 2x, last at Florida, 1/20

2012-13 Game-by-Game Stats

Date	Opponent	GS	MIN	FG-A	3FG-A	FT-A	Reb	PF	A	TO	B	S	TP	
11/9	Elon	*	24	7-11	0-0	1-5	3	0	0	2	0	0	15	
11/12	at LA Tech	*	22	8-10	0-0	1-3	2	3	3	0	0	0	17	
11/15	Savannah State	*	23	4-9	0-0	0-3	12	2	1	2	0	0	8	
11/18	Clemson	*	28	6-12	0-0	4-7	8	3	0	3	0	3	16	
11/22	vs. Hampton	*	28	2-6	0-0	1-9	12	2	2	5	0	1	5	
11/23	vs. Fla. Gulf Coast	*	27	7-12	0-1	1-3	4	2	1	3	0	1	15	
11/24	vs. DePaul	*	37	5-10	0-0	1-7	12	1	0	4	1	1	11	
11/28	Drexel	*	35	5-14	0-0	2-7	8	0	2	3	2	4	12	
12/2	at Seton Hall	*	30	4-8	0-1	1-4	7	1	2	3	0	5	9	
12/9	vs. Furman	*	21	1-6	0-0	0-0	5	2	1	2	2	1	2	
12/19	#1/1 Stanford	*	35	1-9	0-0	3-4	8	3	1	2	0	2	5	
12/21	SC State	*	25	0-5	0-0	1-6	8	0	4	1	2	1	1	
12/29	Western Carolina	*	29	2-8	0-1	0-2	5	0	2	1	1	2	4	
1/3	#12/13 Tennessee	*	29	4-10	0-0	4-8	6	0	1	1	0	4	12	
1/6	at Mississippi State	*	22	1-3	0-0	5-12	5	3	0	2	0	1	7	
1/10	Vanderbilt	*	30	4-7	0-0	1-6	7	3	3	3	1	0	9	
1/13	at #13/12 Georgia	*	37	2-6	0-0	0-0	8	1	1	4	0	1	4	
1/17	LSU	*	35	6-14	0-0	1-3	12	2	4	1	1	1	13	
1/20	at Florida	*	37	5-12	0-0	4-14	9	2	0	1	1	1	14	
1/24	#5/4 Kentucky	*	28	2-9	0-0	1-4	6	4	1	6	1	1	5	
1/27	at Arkansas	*	36	5-12	0-1	1-6	7	1	0	3	0	5	11	
2/3	Auburn	*	29	3-5	0-0	0-2	3	3	1	2	1	1	6	
Totals			22	647	84-198	0-4	33-115	157	38	30	54	13	36	201
<i>SEC Totals</i>			<i>9</i>	<i>283</i>	<i>32-78</i>	<i>0-1</i>	<i>17-55</i>	<i>63</i>	<i>19</i>	<i>11</i>	<i>23</i>	<i>5</i>	<i>15</i>	<i>81</i>
				<i>31.4</i>	<i>.410</i>	<i>.000</i>	<i>.309</i>	<i>7.0</i>	<i>1.3</i>		<i>1.8</i>	<i>9.0</i>		



ASIA DOZIER

- Has played in all but one game this season (Kentucky)
- Has scored in double figures one time (Savannah State)
- Hit a first-half 3 to give Gamecocks 10-point lead against LSU (Jan. 17)
- Drove from the wing for a basket as part of Gamecocks' 25-5 first-half surge that deflated Vanderbilt (Jan. 10) and was solid defensively to earn 20 minutes of playing time, the most by a Gamecock off the bench
- Buried a 3-pointer as part of team's 12-4 run to close the first half and establish a substantial lead over SC State (Dec. 21)
- Hit a huge second-half 3-pointer against #1/1 Stanford (Dec. 19) to pull within two points
- Posted her first double-digit scoring game with 11 points against Savannah State (Nov. 15)
- Handed out five assists at Louisiana Tech (Nov. 12)
- Pulled down 10 rebounds in her college debut against Elon (Nov. 9)

#31

**5-10 • Freshman
Guard
Columbia, S.C.
Spring Valley**

Miscellaneous Stats

	2012-13	Career	Career
	Games	Games	Record
Double-Double	0	0	0-0
10+ Points	1	1	1-0
10+ Rebounds	1	1	1-0
5+ Assists	1	1	1-0
Team-High Points	0	0	0-0
Team-High Rebs.	0	0	0-0
Team-High Assts.	1	1	1-0

Career Highs – All Games

Pts 18 vs. Savannah State, 12/5/10
FG 8, 2x, last at LA Tech, 11/12/12
FGA.. 16 vs. Alabama A&M, 11/14/11
FG %..... 1.00 (8-8) vs. Florida, 1/9/11
FT..... 6 vs. Charlotte, 3/20/11
FTA..... 14 at Florida, 1/20/13
FT %..... 1.00 (4-4), 2x, last, vs. Auburn, 1/19/12
Rebs..... 18 vs. Penn State, 11/20/11
Off Rebs..... 9 vs. Penn State, 11/20/11
Def Rebs..... 9 vs. Penn State, 11/20/11
Blks..... 4, 2x, last, vs. Savannah St., 12/5/10
Stls..... 5, 2x, last at Arkansas, 1/27/13
Assts..... 4, 2x, last vs. LSU, 1/17/13
Min..... 37, 3x, last at Florida, 1/20/13

Career – SEC Games

Pts 16, 2x, last vs. Florida, 1/9/11
FG 8 vs. Florida, 1/9/11
FGA..... 14 vs. LSU, 1/17/13
FG %... 1.000 (8-8) vs. Florida, 1/9/11
FT..... 5 at Mississippi State, 1/6/13
FTA..... 14 at Florida, 1/20/13
FT %... 1.000 (4-4) vs. Auburn, 1/19/12
Rebs 12 vs. LSU, 1/17/13
Off Rebs ... 6, 3x, last vs. Ark., 2/26/12
Def Rebs..... 8 vs. LSU, 1/17/13
Blks ... 2, 6x, last vs. Arkansas, 2/26/12
Stls..... 45 at Arkansas, 1/27/13
Assts..... 4 vs. LSU, 1/17
Min..... 37, 2x, last at Florida, 1/20

Season Highs – All Games

Pts 17 at LA Tech, 11/12
FG 8 at LA Tech, 11/12
FGA..... 14, 2x, last vs. LSU, 1/17
FG %... .800 (8-10) at LA Tech, 11/12
FT..... 5 at Mississippi State, 1/6
FTA..... 14 at Florida, 1/20
FT %750 (3-4) vs. Stanford, 12/19
Rebs..... 12, 3x, last vs. DePaul, 11/24
Off Rebs..... 5, 4x, last vs. SC St., 12/21
Def Rebs..... 8 vs. Hampton, 11/22
Blks 2, 3x, last vs. SC State, 12/21
Stls..... 5, 2x, last at Arkansas, 1/27
Assts 4, 2x, last vs. LSU, 1/17
Min..... 37, 3x, last at Florida, 1/20

Season Highs – SEC Games

Pts 14, at Florida, 1/20
FG 6 vs. LSU, 1/17
FGA..... 14 vs. LSU, 1/17
FG %.. .571 (4-7) vs. Vanderbilt, 1/10
FT..... 5 at Mississippi State, 1/6
FTA..... 14 at Florida, 1/20
FT %500 (4-8) vs. Tennessee, 1/3
Rebs..... 12 vs. LSU, 1/17
Off Rebs..... 4, 2x, last vs. LSU, 1/17
Def Rebs..... 8 vs. LSU, 1/17
Blks 1, 4x, last at Kentucky, 1/25
Stls..... 5 at Arkansas, 1/27
Assts 4 vs. LSU, 1/17
Min..... 37, 2x, last at Florida, 1/20

2012-13 Game-by-Game Stats

Date	Opponent	GS	MIN	FG-A	3FG-A	FT-A	Reb	PF	A	TO	B	S	TP	
11/9	Elon	*	24	7-11	0-0	1-5	3	0	2	0	0	15		
11/12	at LA Tech	*	22	8-10	0-0	1-3	2	3	3	0	0	17		
11/15	Savannah State	*	23	4-9	0-0	0-3	12	2	1	2	0	8		
11/18	Clemson	*	28	6-12	0-0	4-7	8	3	0	3	0	3	16	
11/22	vs. Hampton	*	28	2-6	0-0	1-9	12	2	2	5	0	1	5	
11/23	vs. Fla. Gulf Coast	*	27	7-12	0-1	1-3	4	2	1	3	0	1	15	
11/24	vs. DePaul	*	37	5-10	0-0	1-7	12	1	0	4	1	1	11	
11/28	Drexel	*	35	5-14	0-0	2-7	8	0	2	3	2	4	12	
12/2	at Seton Hall	*	30	4-8	0-1	1-4	7	1	2	3	0	5	9	
12/9	vs. Furman	*	21	1-6	0-0	0-0	5	2	1	2	2	1	2	
12/19	#1/1 Stanford	*	35	1-9	0-0	3-4	8	3	1	2	0	2	5	
12/21	SC State	*	25	0-5	0-0	1-6	8	0	4	1	2	1	1	
12/29	Western Carolina	*	29	2-8	0-1	0-2	5	0	2	1	1	2	4	
1/3	#12/13 Tennessee	*	29	4-10	0-0	4-8	6	0	1	1	0	4	12	
1/6	at Mississippi State	*	22	1-3	0-0	5-12	5	3	0	2	0	1	7	
1/10	Vanderbilt	*	30	4-7	0-0	1-6	7	3	3	3	1	0	9	
1/13	at #13/12 Georgia	*	37	2-6	0-0	0-0	8	1	1	4	0	1	4	
1/17	LSU	*	35	6-14	0-0	1-3	12	2	4	1	1	1	13	
1/20	at Florida	*	37	5-12	0-0	4-14	9	2	0	1	1	1	14	
1/24	#5/4 Kentucky	*	28	2-9	0-0	1-4	6	4	1	6	1	1	5	
1/27	at Arkansas	*	36	5-12	0-1	1-6	7	1	0	3	0	5	11	
2/3	Auburn	*	29	3-5	0-0	0-2	3	3	1	2	1	1	6	
Totals			22	647	84-198	0-4	33-115	157	38	30	54	13	36	201
<i>SEC Totals</i>			<i>9</i>	<i>283</i>	<i>32-78</i>	<i>0-1</i>	<i>17-55</i>	<i>63</i>	<i>19</i>	<i>11</i>	<i>23</i>	<i>5</i>	<i>15</i>	<i>81</i>
				<i>31.4</i>	<i>.410</i>	<i>.000</i>	<i>.309</i>	<i>7.0</i>	<i>1.3</i>		<i>1.8</i>	<i>9.0</i>		



ELEM IBIAM

#33

**6-3 • Sophomore
Center
Fayetteville, Ga.
Fayette County**

- Has played in 20 games this season, missing two due to injury (at LA Tech, Savannah St.)
- Has led the team in rebounding four times (Elon, Furman, Western Carolina, Kentucky)
- Has grabbed double-digit rebounds once (Elon)
- Has scored in double figures once (SC State)
- Scored six of her eight points against #5/4 Kentucky (Jan. 24) during a 12-4 run that turned a six-point deficit into a two-point lead that helped deliver the win ... Also tied for team-high honors with eight rebounds, including four offensive
- Blocked two shots midway through the second half at Florida (Jan. 20) to help a 10-0 Gamecock run that kept the Gators at bay
- Grabbed four of her seven rebounds against LSU (Jan. 17) on the offensive end
- Scored eight of her nine points against Vanderbilt (Jan. 10) during 25-5 first-half surge that propelled team to victory, hitting all four of her shot attempts in the run
 - Netted all five of her points at Mississippi State (Jan. 6) in the second half as Gamecocks pulled away, blocking two shots as well
 - Tied her career high with five blocks against Western Carolina (Dec. 29), tying for third most in Colonial Life Arena history ... Also led team with nine rebounds and scored six of team's last eight first-half points
 - Posted seven of her career-high 11 points in the first half against SC State (Dec. 21), including five as part of team's 12-4 run to close the first half to finally establish a substantial lead
- Scored career-high eight points against Furman (Dec. 9), hitting 4-of-8 from the field while grabbing team-high nine rebounds
- Posted her first career double-digit rebound game in season opener against Elon (Nov. 9), pulling in six of her 11 boards on the offensive end

Miscellaneous Stats

	2012-13 Games	Career Games	Career Record
Double-Double	0	0	0-0
10+ Points	1	1	1-0
10+ Rebounds	1	1	1-0
5+ Blocks	1	2	2-0
Team-High Points	0	0	0-0
Team-High Rebs.	4	5	5-0
Team-High Assts.	0	0	0-0

Career Highs – All Games

Pts 11 vs. SC State, 12/21/21
FG 4, 5x, last vs. Kentucky, 1/25/13
FGA.....8, 2x, last vs. WCU, 12/29/12
FG %1.000 (2-2) vs. Tennessee, 3/17/12

FT 3, 2x, last at Miss. St., 1/6/13
FTA.....5 at Mississippi State, 1/6/13
FT % 1.000 (2-2), 2x, last vs. Eastern Michigan, 3/17/12

Rebs.....11 vs. Elon, 11/9/12
Off Rebs6 vs. Elon, 11/9/12
Def Rebs.....6 vs. Furman, 12/9/12
Blks5, 2x, last vs. WCU, 12/29/12
Stls.....1, 5x, last vs. Georgia, 1/13/13
Assts ...2 vs. Eastern Michigan, 3/17/12
Min.....25 vs. WCU, 12/29/12

Career – SEC Games

Pts9 vs. Vanderbilt, 1/10/13
FG 4, 2x, last vs. Kentucky, 1/25/13
FGA.....6, 2x, last at Miss. St., 1/6/13
FG %800 (4-5), 2x, last vs. Kentucky, 1/24/13

FT 3, 2x, last at Miss. St., 1/6/13
FTA.....5 at Mississippi State, 1/6/13
FT %750 (3-4) vs. Alabama, 1/1/12

Rebs..... 8 vs. Kentucky, 1/24/13
Off Rebs 4, 2x, last vs. Ky., 1/24/13
Off Rebs 4, 2x, last vs. Ky., 1/24/13
Blks 2, 2x last vs. LSU, 1/17/13
Stls.....1, 2x, last vs. Georgia, 1/13/13
Assts 1 vs. Arkansas, 2/9/12
Min..... 19 at Mississippi State, 1/6

Season Highs – All Games

Pts 11 vs. SC State, 12/21
FG 4, 5x, last vs. Kentucky, 1/25
FGA..... 8, 2x, last vs. WCU, 12/29
FG %800 (4-5), 3x, last vs. Kentucky, 1/24

FT ... 3, 2x, last at Mississippi State, 1/6
FTA..... 5 at Mississippi State, 1/6
FT %750 (3-4) vs. SC State, 12/21

Rebs..... 11 vs. Elon, 11/9
Off Rebs 6 vs. Elon, 11/9
Def Rebs..... 6 vs. Furman, 12/9/12
Blks 5 vs. WCU, 12/29
Stls..... 1, 3x, last vs. Georgia, 1/13
Assts 1 vs. Furman, 12/9/12
Min..... 25 vs. WCU, 12/29

Season Highs – SEC Games

Pts 9 vs. Vanderbilt, 1/10
FG 4, 2x, last vs. Kentucky, 1/25
FGA..... 6 at Mississippi State, 1/6
FG %800 (4-5), 2x, last vs. Kentucky, 1/24

FT 3 at Mississippi State, 1/6
FTA..... 5 at Mississippi State, 1/6
FT %600 (3-5) at Miss. State, 1/6

Rebs..... 8 vs. Kentucky, 1/24
Off Rebs 4, 2x, last vs. Ky., 1/24
Off Rebs 4, 2x, last vs. Ky., 1/24
Blks 2, 2x last vs. LSU, 1/17
Stls..... 1, 2x, last vs. Kentucky, 1/25
Assts 1 vs. Arkansas, 2/9/12
Min..... 19 at Mississippi State, 1/6

2012-13 Game-by-Game Stats

Date	Opponent	GS	MIN	FG-A	3FG-A	FT-A	Reb	PF	A	TO	B	S	TP
11/9	Elon	17	2-7	0-0	0-2	11	0	0	3	2	1	4	
11/12	at LA Tech		— DNP (Injury) —										
11/15	Savannah State		— DNP (Injury) —										
11/18	Clemson	13	2-3	0-0	2-3	0	3	0	1	0	0	6	
11/22	vs. Hampton	8	0-1	0-0	1-2	5	1	0	0	1	0	1	
11/23	vs. Fla. Gulf Coast	15	0-3	0-0	2-4	4	0	0	0	0	0	2	
11/24	vs. DePaul	10	0-0	0-0	0-0	1	1	0	0	0	0	0	
11/28	Drexel	12	1-2	0-0	1-2	3	0	0	0	0	0	3	
12/2	at Seton Hall	12	0-4	0-0	0-0	1	1	0	0	1	0	0	
12/9	vs. Furman	22	4-8	0-0	0-2	9	2	1	1	1	0	8	
12/19	#1/1 Stanford	8	0-2	0-0	0-0	3	1	0	1	0	1	0	
12/21	SC State	19	4-5	0-0	3-4	2	3	0	0	1	0	11	
12/29	Western Carolina	25	4-8	0-0	0-1	9	2	1	0	5	1	8	
1/3	#12/13 Tennessee	17	0-4	0-0	0-0	3	2	0	0	1	0	0	
1/6	at Mississippi State	19	1-6	0-0	3-5	3	0	0	0	2	0	5	
1/10	Vanderbilt	13	4-5	0-0	1-3	2	4	0	2	0	0	9	
1/13	at #13/12 Georgia	12	1-2	0-0	0-0	1	2	0	2	0	1	2	
1/17	LSU	12	0-3	0-0	0-0	7	1	0	1	2	0	0	
1/20	at Florida	16	0-3	0-0	1-2	5	1	0	1	2	0	1	
1/24	#5/4 Kentucky	18	4-5	0-0	0-2	8	0	0	0	0	1	8	
1/27	at Arkansas	7	1-2	0-0	0-0	1	2	0	1	0	0	2	
2/3	Auburn	10	0-0	0-0	0-0	3	2	0	0	0	0	0	
Totals		0	285	28-73	0-0	14-32	81	28	2	13	18	5	70
			14.5	.384	—	.438	4.1						3.5
<i>SEC Totals</i>		<i>0</i>	<i>124</i>	<i>11-30</i>	<i>0-0</i>	<i>5-12</i>	<i>33</i>	<i>14</i>	<i>0</i>	<i>7</i>	<i>7</i>	<i>2</i>	<i>27</i>
			<i>13.8</i>	<i>.367</i>	<i>—</i>	<i>.417</i>	<i>3.7</i>						<i>3.0</i>



TIFFANY MITCHELL

- Has started every game this season, the only freshman to earn a start
- Among SEC freshmen, ranks second in rebounding
- Ranks 17th in the league in rebounding, 18th in SEC games
- Has led the team in scoring six times (Clemson, Drexel, Furman, SC State, WCU, Tennessee)
- Has led the team in rebounding six times (at LA Tech, vs. FGCU, at Seton Hall, at Georgia, Auburn)
- Has posted two double-doubles (at Seton Hall, SC State)
- Has scored in double figures 11 times (at LA Tech, Savannah St., Clemson, Drexel, at Seton Hall, Furman, SC State, WCU, Tennessee, LSU, Auburn)
- Has pulled down double-digit rebounds five times (vs. FGCU, at Seton Hall, SC State, at Georgia, at Florida)
- Snagged team-high eight rebounds at Arkansas (Jan. 27), including one in final 10 seconds to help secure a win
- Earned second SEC Freshman of the Week honor for production and key effort in wins over Florida and LSU
 - Tied her career high with 11 rebounds at Florida (Jan. 20), including six offensive, and hit a pair of free throws to make it a two-possession game with 15 seconds to play
 - Turned in solid all-around game vs. LSU (Jan. 17), including key offensive rebound on missed free throw late in second half to help hold off a Lady Tiger comeback
 - Fought through a tough shooting night at #13/12 Georgia (Jan. 13) to lead team with 10 rebounds
 - Hit clutch 3-pointer in second half to stop 6-0 surge by Vanderbilt (Jan. 10) that pulled the Commodores within 10 points midway through the half
- Tied season high with five offensive boards en route to team-high 14 points against Tennessee (Jan. 3)
- Shot a career-best 83.3 percent (5-of-6) from field en route to team-high 12 points against Western Carolina
- Posted the team's first 20-point game of the season and her second career double-double with career-high 21 points and 11 rebounds (tying career high) against SC State (Dec. 21)
- Played a season-high 34 minutes against #1/1 Stanford (Dec. 19) due to her attacking offense
- Swiped five steals against Furman (Dec. 9) while leading offense with 16 points to tie her career high
- Posted first career double-double with 13-point, 11-rebound effort at Seton Hall (Dec. 2)
- Hit a pair of 3s against Drexel (Nov. 28), including one late in second half to help force overtime
- Named SEC Freshman of the Week after averaging 13.0 points and 6.3 rebounds over three-game span (13 at LA Tech, 10 vs. Savannah State, 16 vs. Clemson)
- Recorded first career double-digit scoring game at Louisiana Tech (Nov. 12)

#25

5-9 • Freshman • Guard
Charlotte, N.C.
Providence Day

Miscellaneous Stats

	2012-13 Games	Career Games	Career Record
Double-Double	2	2	2-0
20+ Points	1	1	1-0
10+ Points	11	11	10-1
10+ Rebounds	5	5	4-1
Team-High Points	6	6	5-1
Team-High Rebs.	6	6	5-1
Team-High Assts.	2	2	2-0

Career Highs – All Games

Pts21 vs. SC State, 12/21/12
FG8 vs. Furman, 12/9/12
FGA17 vs. Tennessee, 1/3/13
FG %... .833 (5-6) vs. WCU, 12/29/12
3FG2, 4x, last vs. WCU, 12/29/12
3FGA4 vs. Savannah St., 11/15/12
3FG %1.000 (2-2), 3x, last vs. WCU, 12/29/12
FT9 vs. SC State, 12/21/12
FTA13 vs. SC State, 12/21/12
FT %...1.00 (3-3) vs. Tennessee, 1/3/13
Rebs11, 4x, last at Florida, 1/20/13
Off Rebs6 at Florida, 1/20/13
Def Rebs .8, 2x, last at Seton Hall, 12/2/12
Blks1, 2x, last vs. LSU 1/17/13
Stls5 vs. Furman 12/9/12
Assts4 vs. Savannah State, 11/15/12
Min.....36, 2x, last at Arkansas, 1/13/13

Career – SEC Games

Pts14 vs. Tennessee, 1/3/13
FG5 vs. Tennessee, 1/3/13
FGA17 vs. Tennessee, 1/3/13
FG %... .500 (3-6) vs. Vandy, 1/10/13
3FG1, 2x, last vs. Vandy, 1/10/13
3FGA3, 2x, last vs. LSU, 1/17/13
3FG %... .333 (1-3) vs. Tennessee, 1/3/13
FT6 vs. LSU, 1/17/13
FTA10 vs. LSU, 1/17/13
FT %...1.00 (3-3) vs. Tennessee, 1/3/13
Rebs11 at Florida, 1/20/13
Off Rebs6 at Florida, 1/20/13
Def Rebs7 at Arkansas, 1/27/13
Blks1, 2x last vs. LSU, 1/17/13
Stls3 vs. LSU, 1/17/13
Assts3, 2x, last at Florida, 1/20/13
Min.....36, 2x, last at Arkansas, 1/13/13

Season Highs – All Games

Pts21 vs. SC State, 12/21
FG8 vs. Furman, 12/9
FGA17 vs. Tennessee, 1/3
FG %......833 (5-6) vs. WCU, 12/29
3FG2, 4x, last vs. WCU, 12/29
3FGA4 vs. Savannah St., 11/15
3FG %1.000 (2-2), 3x, last vs. WCU, 12/29
FT9 vs. SC State, 12/21
FTA13 vs. SC State, 12/21
FT %1.00 (3-3) vs. Tennessee, 1/3
Rebs11, 4x, last at Florida, 1/20
Off Rebs6 at Florida, 1/20
Def Rebs8, 2x, last at Seton Hall, 12/2
Blks1 vs. Stanford 12/19
Stls5 vs. Furman 12/9
Assts4 vs. Savannah State, 11/15
Min.....36, 2x, last at Arkansas, 1/13

Season Highs – SEC Games

Pts14 vs. Tennessee, 1/3
FG5 vs. Tennessee, 1/3
FGA17 vs. Tennessee, 1/3
FG %... .500 (3-6) vs. Vanderbilt, 1/10
3FG1, 2x, last vs. Vandy, 1/10
3FGA3, 2x, last vs. LSU, 1/17
3FG %... .333 (1-3) vs. Tennessee, 1/3
FT6 vs. LSU, 1/17
FTA10 vs. LSU, 1/17
FT %1.00 (3-3) vs. Tennessee, 1/3
Rebs11 at Florida, 1/20
Off Rebs6 at Florida, 1/20
Def Rebs7 at Arkansas, 1/27
Blks1, 2x, last vs. LSU, 1/17
Stls3 vs. LSU, 1/17
Assts3, 2x, last at Florida, 1/20
Min.....36, 2x, last at Arkansas, 1/13

2012-13 Game-by-Game Stats

Date	Opponent	GS	MIN	FG-A	3FG-A	FT-A	Reb	PF	A	TO	B	S	TP	
11/9	Elon	*	23	4-6	0-1	1-2	2	1	3	1	0	1	9	
11/12	at LA Tech	*	25	5-11	0-2	3-4	8	2	0	2	0	0	13	
11/15	Savannah State	*	25	4-11	1-4	1-3	5	1	4	0	0	1	10	
11/18	Clemson	*	32	7-11	0-1	2-6	6	3	2	1	0	2	16	
11/22	vs. Hampton	*	27	2-9	1-3	2-4	8	3	2	4	0	1	7	
11/23	vs. Fla. Gulf Coast	*	28	3-7	0-0	2-2	11	1	3	3	0	1	8	
11/24	vs. DePaul	*	29	1-5	0-0	4-8	6	1	0	4	0	2	6	
11/28	Drexel	*	29	6-12	2-2	0-0	2	3	1	2	0	3	14	
12/2	at Seton Hall	*	28	4-7	2-2	3-9	11	3	1	4	0	1	13	
12/9	vs. Furman	*	29	8-13	0-1	0-2	4	1	1	2	0	5	16	
12/19	#1/1 Stanford	*	34	1-13	0-3	0-0	5	3	0	3	1	2	2	
12/21	SC State	*	31	5-11	2-3	9-13	11	1	2	3	0	2	21	
12/29	Western Carolina	*	23	5-6	2-2	0-3	2	4	1	2	0	0	12	
1/3	#12/13 Tennessee	*	35	5-17	1-3	3-3	5	0	1	1	0	1	14	
1/6	at Mississippi State	*	35	0-4	0-0	5-6	5	2	0	2	0	1	5	
1/10	Vanderbilt	*	20	3-6	1-1	0-0	3	4	0	5	1	0	7	
1/13	at #13/12 Georgia	*	36	3-10	0-2	0-1	10	1	2	5	0	1	6	
1/17	LSU	*	35	3-9	0-3	6-10	7	1	3	3	1	3	12	
1/20	at Florida	*	30	2-12	0-2	2-2	11	0	1	3	0	1	6	
1/24	#5/4 Kentucky	*	32	2-7	1-1	2-4	2	3	2	4	0	1	7	
1/27	at Arkansas	*	36	3-9	0-2	2-2	8	2	2	5	0	1	8	
2/3	Auburn	*	34	3-9	1-2	3-5	4	2	0	2	0	2	10	
Totals			22	656	79-205	14-40	50-89	136	48	31	61	3	32	222
				29.6	.385	.350	.562	6.2	1.5			1.4	10.1	
<i>SEC Totals</i>			<i>9</i>	<i>293</i>	<i>24-83</i>	<i>4-16</i>	<i>23-33</i>	<i>55</i>	<i>15</i>	<i>11</i>	<i>30</i>	<i>2</i>	<i>11</i>	<i>75</i>
				<i>32.6</i>	<i>.289</i>	<i>.250</i>	<i>.697</i>	<i>6.1</i>	<i>1.4</i>			<i>1.1</i>	<i>8.3</i>	



WILKA MONTOUT

#12

6-3 • Junior
Center
Cayenne, French Guiana
Northeastern Oklahoma A&M

- Has played in all but one game this season (Kentucky)
- Has scored in double figures two times (at LA Tech, Furman)
- Hit a 3-pointer to cap a 25-5 first-half surge against Vanderbilt (Jan. 10) and handed out a pair of assists
- Swatted away a pair of shots against Furman (Dec. 9) while contributing 10 points to the offensive effort
- Grabbed five of her six rebounds against Savannah State (Nov. 15) on the offensive end, helping her to nine points
- Scored eight of her 10 points at Louisiana Tech (Nov. 12) during an 11-5 second-half run that put the game out of reach

Miscellaneous Stats

	2012-13	Career	Career
	Games	Games	Record
Double-Double	0	0	0-0
10+ Points	2	2	2-0
10+ Rebounds	0	0	0-0
Team-High Points	0	0	0-0
Team-High Rebs.	0	0	0-0
Team-High Assts.	0	0	0-0

Career Highs – All Games

Pts 12 at LA Tech, 11/12/12
FG 4, 3x, last vs. Furman, 12/9/12
FGA 13 vs. Savannah St., 11/15/12
FG %400 (4-10) at LA Tech, 11/12/12
3FG 1, 3x, last vs. Hampton, 11/22/12
3FGA 3, 2x, last vs. Vanderbilt 1/10/13
3FG %500 (1-2) at LA Tech, 11/15/12
FT 3 at LA Tech, 11/15/12
FTA 4, 2x, last at LA Tech, 11/15/12
FT % 1.000 (2-2), 3x, last at Mississippi State, 1/6
Rebs 6 vs. Savannah St., 11/15/12
Off Rebs 5 vs. Savannah St., 11/15/12
Def Rebs 3 at Mississippi State, 1/6/13
Blks 2 vs. Furman, 12/9/12
Stls 1, 3x, last vs. Hampton, 11/22/12
Assts 2, 2x, last vs. Vanderbilt, 1/10/13
Min 24 vs. Savannah St., 11/15/12

Career – SEC Games

Pts 3 vs. Vanderbilt, 1/10/13
FG 1 vs. Vanderbilt, 1/10/13
FGA 3 vs. Vanderbilt, 1/10/13
FG %333 (1-3) vs. Vandy, 1/10/13
3FG 1 vs. Vanderbilt, 1/10/13
3FGA 3 vs. Vanderbilt, 1/10/13
FG %333 (1-3) vs. Vandy, 1/10/13
FT 2 at Mississippi State, 1/6/13
FTA 2 at Mississippi State, 1/6/13
FT % 1.000 (2-2) at Miss. St., 1/6/13
Rebs 4 at Mississippi State, 1/6/13
Off Rebs 2 vs. Tennessee, 1/3/13
Def Rebs 3 at Mississippi St., 1/6/13
Blks 1 vs. Vanderbilt, 1/10/13
Stls
Assts 2 vs. Vanderbilt, 1/10/13
Min 15 at Mississippi State, 1/6/13

Season Highs – All Games

Pts 12 at LA Tech, 11/12
FG 4, 2x, last vs. Sav. St., 11/15
FGA 13 vs. Savannah St., 11/15
FG %400 (4-10) at LA Tech, 11/12
3FG 1, 3x, last vs. Hampton, 11/22
3FGA 3, 2x, last vs. Vanderbilt 1/10
3FG %500 (1-2) at LA Tech, 11/15
FT 3 at LA Tech, 11/15
FTA 4, 2x, last at LA Tech, 11/15
FT % 1.000 (2-2), 3x, last at Mississippi State, 1/6
Rebs 6 vs. Savannah St., 11/15
Off Rebs 5 vs. Savannah St., 11/15
Def Rebs 3 at Mississippi State, 1/6
Blks 2 vs. Furman, 12/9/12
Stls 1, 3x, last vs. Hampton, 11/22
Assts 2, 2x, last vs. Vanderbilt, 1/10
Min 24 vs. Savannah St., 11/15

Season Highs – SEC Games

Pts 3 vs. Vanderbilt, 1/10
FG 1 vs. Vanderbilt, 1/10
FGA 3 vs. Vanderbilt, 1/10
FG %333 (1-3) vs. Vanderbilt, 1/10
3FG 1 vs. Vanderbilt, 1/10
3FGA 3 vs. Vanderbilt, 1/10
3FG %333 (1-3) vs. Vanderbilt, 1/10
FT 2 at Mississippi State, 1/6
FTA 2 at Mississippi State, 1/6
FT % 1.000 (2-2) at Miss. State, 1/6
Rebs 4 at Mississippi State, 1/6
Off Rebs 2 vs. Tennessee, 1/3
Def Rebs 3 at Mississippi State, 1/6
Blks 1 vs. Vanderbilt, 1/10
Stls
Assts 2 vs. Vanderbilt, 1/10
Min 15 at Mississippi State, 1/6

2012-13 Game-by-Game Stats

Date	Opponent	GS	MIN	FG-A	3FG-A	FT-A	Reb	PF	A	TO	B	S	TP
11/9	Elon	18	0-3	0-2	1-4	2	2	2	1	0	1	1	1
11/12	at LA Tech	23	4-10	1-2	3-4	3	3	0	1	0	0	12	
11/15	Savannah State	24	4-13	1-3	0-0	6	2	0	2	1	0	9	
11/18	Clemson	18	1-6	0-2	2-2	1	3	1	1	0	1	4	
11/22	vs. Hampton	14	1-3	1-1	0-0	2	0	0	2	0	1	3	
11/23	vs. Fla. Gulf Coast	16	1-4	0-0	0-0	5	3	1	1	0	0	2	
11/24	vs. DePaul	6	1-2	0-0	0-0	1	1	0	1	1	0	2	
11/28	Drexel	3	0-1	0-1	0-0	0	0	0	0	0	0	0	
12/2	at Seton Hall	11	1-4	0-1	0-1	1	0	0	0	0	0	2	
12/9	vs. Furman	23	4-9	0-2	2-2	3	1	1	0	2	0	10	
12/19	#1/1 Stanford	3	0-0	0-0	0-0	0	2	0	0	0	0	0	
12/21	SC State	16	0-3	0-2	2-2	1	0	0	2	0	0	2	
12/29	Western Carolina	19	3-8	0-1	0-0	2	0	0	0	0	0	6	
1/3	#12/13 Tennessee	12	0-2	0-1	0-0	2	1	0	1	0	0	0	
1/6	at Mississippi State	15	0-1	0-0	2-2	4	0	0	0	0	0	2	
1/10	Vanderbilt	8	1-3	1-3	0-0	2	1	2	0	1	0	3	
1/13	at #13/12 Georgia	1	0-0	0-0	0-0	0	0	0	0	0	0	0	
1/17	LSU	4	0-3	0-0	0-0	1	0	0	0	0	0	0	
1/20	at Florida	4	0-1	0-0	0-0	0	0	0	0	0	0	0	
1/24	#5/4 Kentucky	— DNP (Coach's Decision) —											
1/27	at Arkansas	2	0-1	0-1	0-0	0	0	0	0	0	0	0	0
2/3	Auburn	5	1-2	1-2	0-0	2	0	0	0	0	0	3	
Totals		0	245	22-79	5-24	12-17	38	19	7	12	5	3	61
<i>SEC Totals</i>		<i>0</i>	<i>51</i>	<i>2-13</i>	<i>2-7</i>	<i>2-2</i>	<i>11</i>	<i>2</i>	<i>2</i>	<i>1</i>	<i>1</i>	<i>0</i>	<i>8</i>
			<i>6.4</i>	<i>.154</i>	<i>.286</i>	<i>1.000</i>	<i>1.4</i>						<i>1.0</i>



KHADIJAH SESSIONS

#5

**5-8 • Freshman
Guard
Myrtle Beach, S.C.
Myrtle Beach**

- Has played in every game this season
- Has led the team in scoring two times (at Florida, Auburn)
- Has led the team in assists two times (Furman, at Florida)
- Has scored in double figures two times (at Florida, Auburn)
- Scored 14 of her career-high 19 points against Auburn (Feb. 3) in the second half, shooting 8-of-9 from free throw line for the game, including 6-of-7 in final 90 seconds to help seal victory
- Was solid secondary ball-handler against the pressure of #5/4 Kentucky (Jan. 24), committing no turnovers in 26 minutes off the bench, while adding eight pints, including a free throw in the final 11 seconds to help seal the victory
- Took advantage of a career-high 28 minutes at Florida (Jan. 20) to lead the team in scoring, hitting 6-of-10 from the free throw line, including three in the final 30 seconds to help seal the victory
 - Hit all four free throws in the final two minutes against Vanderbilt (Jan. 10) to stymie any ideas of a late comeback for the Commodores
 - Swiped a pair of steals at Seton Hall (Dec. 2)
 - Hit her first career 3-pointer against Florida Gulf Coast (Nov. 23)
 - Had a well-rounded game against Savannah State (Nov. 15) with four assists, three steals and six points
 - Scored her eight points in just 10 minutes on the court against Elon (Nov. 9)

Miscellaneous Stats			
	2012-13	Career	Career
	Games	Games	Record
Double-Double	0	0	0-0
10+ Points	2	2	2-0
10+ Rebounds	0	0	0-0
Team-High Points	2	2	2-0
Team-High Rebs.	0	0	0-0
Team-High Assts.	2	2	2-0

Career Highs – All Games	
Pts	19 vs Auburn, 2/3/13
FG	5 vs. Auburn, 2/3/13
FGA	9, 2x, last vs Auburn, 2/3/13
FG %	.750 (3-4) vs. Sav. St., 11/15/12
3FG	3 at Florida, 1/20/13
3FGA	6 at Florida, 1/20/13
3FG %	.500 (3-6) at Florida, 1/20/13
FT	8 vs Auburn, 2/3/13
FTA	10 at Florida, 1/20/13
FT %	1.00 (4-4) at Miss. St., 1/6/13
Rebs	5 at Florida, 1/20/13
Off Rebs	2, 3x, last vs. Auburn, 2/3/13
Def Rebs	3 at Florida, 1/20/13
Blks	1, 2x, last vs. WCU, 12/29/12
Stls	3 vs. Savannah State, 11/15/12
Assts	4 vs. Savannah State, 11/15/12
Min	28 at Florida, 1/20/13

Season Highs – All Games	
Pts	19 vs Auburn, 2/3
FG	5 vs. Auburn, 2/3
FGA	9, 2x, last vs Auburn, 2/3
FG %	.750 (3-4) vs. Sav. St., 11/15
3FG	3 at Florida, 1/20
3FGA	6 at Florida, 1/20
3FG %	.500 (3-6) at Florida, 1/20
FT	8 vs Auburn, 2/3
FTA	10 at Florida, 1/20
FT %	1.00 (4-4) at Miss. St., 1/6
Rebs	5 at Florida, 1/20
Off Rebs	2, 3x, last vs. Auburn, 2/3
Def Rebs	3 at Florida, 1/20
Blks	1, 2x, last vs. WCU, 12/29
Stls	3 vs. Savannah State, 11/15
Assts	4 vs. Savannah State, 11/15
Min	28 at Florida, 1/20/13

Career Highs – SEC Games	
Pts	19 vs Auburn, 2/3/13
FG	5 vs. Auburn, 2/3/13
FGA	9, 2x, last vs Auburn, 2/3/13
FG %	.556 (5-9) vs. Auburn, 2/3/13
3FG	3 at Florida, 1/20/13
3FGA	6 at Florida, 1/20/13
3FG %	.500 (3-6) at Florida, 1/20/13
FT	8 vs Auburn, 2/3/13
FTA	10 at Florida, 1/20/13
FT %	1.00 (4-4) at Miss. St., 1/6/13
Rebs	5 at Florida, 1/20/13
Off Rebs	2, 2x, last vs. Auburn, 2/3/13
Def Rebs	3 at Florida, 1/20/13
Blks	
Stls	1, 2x, last vs. Kentucky, 1/24/13
Assts	3 vs. Auburn, 2/3/13
Min	28 at Florida, 1/20/13

Season Highs – SEC Games	
Pts	19 vs Auburn, 2/3
FG	5 vs. Auburn, 2/3
FGA	9, 2x, last vs Auburn, 2/3
FG %	.556 (5-9) vs. Auburn, 2/3
3FG	3 at Florida, 1/20
3FGA	6 at Florida, 1/20
3FG %	.500 (3-6) at Florida, 1/20
FT	8 vs Auburn, 2/3
FTA	10 at Florida, 1/20
FT %	1.00 (4-4) at Miss. St., 1/6
Rebs	5 at Florida, 1/20
Off Rebs	2, 2x, last vs. Auburn, 2/3
Def Rebs	3 at Florida, 1/20
Blks	
Stls	1, 2x, last vs. Kentucky, 1/24
Assts	3 vs. Auburn, 2/3
Min	28 at Florida, 1/20

2012-13 Game-by-Game Stats												
Date	Opponent	GS	MIN	FG-A	3FG-A	FT-A	Reb	PF	A	TO	B	S TP
11/9	Elon	10	3-7	0-1	2-3	0	1	0	1	0	0	8
11/12	at LA Tech	8	1-1	0-0	1-2	1	0	1	1	0	1	3
11/15	Savannah State	19	3-4	0-1	0-0	3	1	4	1	0	3	6
11/18	Clemson	15	0-3	0-2	3-5	1	1	1	2	0	0	3
11/22	vs. Hampton	9	1-2	0-0	0-0	1	0	1	3	0	0	2
11/23	vs. Fla. Gulf Coast	21	2-5	1-3	0-0	1	2	2	1	0	1	5
11/24	vs. DePaul	21	2-8	0-1	2-3	1	1	0	0	0	0	6
11/28	Drexel	7	1-1	1-1	0-2	0	0	0	1	0	1	3
12/2	at Seton Hall	15	1-5	0-2	1-3	1	0	1	0	0	2	3
12/9	vs. Furman	23	2-5	0-3	3-4	2	1	2	1	1	1	7
12/19	#1/1 Stanford	9	0-1	0-1	0-0	0	1	0	0	0	0	0
12/21	SC State	17	1-2	0-0	6-8	1	0	1	2	0	1	8
12/29	Western Carolina	18	3-6	1-2	0-0	2	0	2	2	1	0	7
1/3	#12/13 Tennessee	9	0-1	0-1	1-2	1	1	0	1	0	1	1
1/6	at Mississippi State	12	0-1	0-1	5-7	0	2	1	3	0	0	5
1/10	Vanderbilt	14	0-2	0-2	4-4	2	1	1	0	0	0	4
1/13	at #13/12 Georgia	1	0-1	0-1	0-0	0	0	0	1	0	0	0
1/17	LSU	6	0-1	0-1	0-0	0	1	2	1	0	0	0
1/20	Florida	28	3-9	3-6	6-10	5	2	2	2	0	0	15
1/24	#5/4 Kentucky	26	3-8	0-1	2-4	2	4	0	0	0	1	8
1/27	at Arkansas	14	1-3	0-0	1-2	2	1	0	1	0	0	3
2/3	Auburn	25	5-9	1-3	8-9	3	1	3	2	0	0	19
Totals		0	327	32-85	7-33	45-68	29	21	24	26	2	116
			14.4	.376	.212	.662	1.3	1.0				5.3
<i>SEC Totals</i>		<i>0</i>	<i>135</i>	<i>12-35</i>	<i>4-16</i>	<i>27-38</i>	<i>15</i>	<i>13</i>	<i>9</i>	<i>11</i>	<i>0</i>	<i>55</i>
			<i>15.0</i>	<i>.343</i>	<i>.250</i>	<i>.711</i>	<i>1.7</i>					<i>6.1</i>



IEASIA WALKER

#2

**5-8 • Senior
Guard
Amityville, N.Y.
Copiague**

- Named to the 2012 Preseason All-SEC Second Team
- Has started every game this season, 92 in her career
- Is one of just 12 Gamecocks to collect 1,000 career points (vs. LSU, Jan. 17) and 200 career steals (vs. WCU, Dec. 29) – 28th to reach 1,000 points, 13th to reach 200 steals
- Ranks eighth in the SEC in minutes played per game and third in steals per game, first in steals per SEC game; is among league's top-30 scorers in conference play
- Has led the team in scoring three times (vs. DePaul, LSU, Kentucky)
- Has led the team in assists 13 times (Elon, at LA Tech, Savannah St., Clemson, Drexel, Stanford, WCU, Tennessee, Vandy, at Georgia, Kentucky, Auburn)
- Has led the team in rebounding four times (Clemson, Tennessee, Kentucky, Auburn)
- Has scored in double figures nine times (Elon, at LA Tech, Savannah St., vs. DePaul, Stanford, Tennessee, Vanderbilt, LSU, Kentucky), including one 20-point game (LSU)
 - Has handed out five or more assists four times (at LA Tech, Savannah St., Vandy, Auburn)
 - Has swiped five more steals six times (Furman, SC State, WCU, at Georgia, LSU, at Arkansas)
 - Named SEC Player of the Week (Jan. 28) for efforts in wins over Arkansas and Kentucky
 - Picked up three of her five steals at Arkansas (Jan. 27) in the second half, including two in final six minutes to hold off charging Razorbacks
- Played every second of win over #5/4 Kentucky (Jan. 24) and led team in points, rebounds, assists and steals ...Posted nine points, three assists and three steals of her totals in decisive second half
- Scored her 1,000th career point among game-high 24 against LSU (Jan. 17), hitting four 3s and swiping five steals

- Tied career high with six steals at #13/12 Georgia (Jan. 13), including five in the second half, adding seven points, seven rebounds and three assists
- Posted eight of her 12 points against Vanderbilt (Jan. 10) in the first half and handed out four of her five assists in the second half to help stave off any Commodore comeback
- Hit back-to-back 3s to send team into lockerroom down just one to #12/13 Tennessee (Jan. 3), finishing with 10 points, team-high seven rebounds and three assists
- Tied her career high with six steals against SC State (Dec. 21)
- Scored 15 points against #1/1 Stanford (Dec. 19), including four in final minute to keep chance of win alive, while handing out three assists and swiping four steals, one of which she turned into a layup that earned her No. 9 spot on ESPN SportsCenter's Top 10
- Played 43 minutes against Drexel (Nov. 28), locking down Dragons' top scorer for the final nine minutes of the game to finish off comeback win
- Handed out a career-high eight assists at Louisiana Tech (Nov. 12), including five on the first seven baskets of the game

Miscellaneous Stats

	2012-13 Games	Career Games	Career Record		2012-13 Games	Career Games	Career Record
Dbl-Dbl	0	1	1-0	5+ Assists	4	17	14-3
30+ Points	0	1	1-0	5+ Steals	6	10	7-3
20+ Points	1	5	3-2	Tm-High Pts	3	23	13-10
10+ Points	9	52	32-20	Tm-High Rebs	4	12	8-4
10+ Rebs	0	1	1-0	Tm-High Assts	13	41	26-15

Career Highs – All Games

Pts 30 vs. Clemson, 11/18/10
FG 13 vs. Clemson, 11/18/10
FGA 23 vs. Tennessee, 1/20/11
FG %750 (3-4), 2x, last vs. Sav. St. 11/15/12
3FG 4, 2x, last vs. LSU, 1/17/13
3FGA 9, 3x, last vs. LSU, 1/17/13
3FG % ... 1.000 (2-2) vs. Clemson, 11/18/10
FT 8, 2x, last at Alabama, 2/19/12
FTA 14 vs. Ole Miss, 3/3/11
FT % ... 1.000 (6-6) vs. Tenn., 2/17/11
Rebs 11 at Ole Miss, 1/16/11
Off Rebs 6 vs. Tennessee, 1/20/11
Def Rebs 9 at Ole Miss, 1/16/11
Blks .. 2, 7x, last vs. Kentucky, 1/24/13
Stls 6, 3x, last at Georgia, 1/13/13
Assts 8 at LA Tech, 11/12/12
Min 43, 2x, last vs. Drexel, 11/28/12

Season Highs – All Games

Pts 24 vs. LSU, 1/17
FG 9, vs. LSU, 1/17
FGA 16 vs. LSU, 1/17
FG %750 (3-4) vs. Sav. St., 11/15
3FG 4, vs. LSU, 1/17
3FGA 9, vs. LSU 1/17
3FG %750 (3-4) vs. Sav. St., 11/15
FT 5, 2x, last vs. Kentucky, 1/24
FTA 8 vs. Kentucky, 1/24
FT % ... 1.000 (5-5) vs. Clemson, 11/18
Rebs 8, 2x, last vs. Kentucky, 1/24
Off Rebs 3 vs. Elon, 11/9
Def Rebs 8 vs. Kentucky, 1/24
Blks 2, 2x, last vs. Kentucky, 1/24
Stls 6, 2x, last at Georgia, 1/13
Assts 8 at LA Tech, 11/12
Min 43 vs. Drexel, 11/28

Career – SEC Games

Pts 24, 2x, last vs. LSU, 1/17/13
FG 10 vs. Tennessee, 1/20/11
FGA 23 vs. Tennessee, 1/20/11
FG %600 (3-5) vs. Kentucky, 1/14/10
3FG 4, 2x, last vs. LSU, 1/17/13
3FGA 9, 2x, last vs. LSU 1/17/13
3FG % 1.000 (2-2) at Auburn, 2/4/10
FT 8, 2x, last at Alabama, 2/19/12
FTA 10, 3x, last at Alabama, 2/19/12
FT % ... 1.000 (6-6) at Tennessee, 2/17/11
Rebs 11 at Ole Miss, 1/16/11
Off Rebs 6 vs. Tennessee, 1/20/11
Def Rebs 9 at Ole Miss, 1/16/11
Blks .. 2, 3x, last vs. Kentucky, 1/24/13
Stls 6 at Georgia, 1/13/13
Assts 7 vs. Mississippi State, 1/29/12
Min 43 at Ole Miss, 1/16/11

Season Highs – SEC Games

Pts 24 vs. LSU, 1/17
FG 9 vs. LSU, 1/17
FGA 16 vs. LSU, 1/17
FG %563 (9-16) vs. LSU, 1/17
3FG 4 vs. LSU, 1/17
3FGA 9 vs. LSU, 1/17
3FG % 444 (4-9) vs. LSU, 1/17
FT 4 at Mississippi State, 1/6
FTA 8 at Georgia, 1/13
FT % 1.000 (2-2) vs. LSU, 1/17
Rebs 8 vs. Kentucky, 1/24
Off Rebs 1, 3x, last at Georgia, 1/13
Def Rebs 8 vs. Kentucky, 1/24
Blks 2 vs. Kentucky, 1/24
Stls 6 at Georgia, 1/13
Assts 5 vs. Vanderbilt, 1/10
Min 39 at Georgia, 1/13

2012-13 Game-by-Game Stats

Date	Opponent	GS	MIN	FG-A	3FG-A	FT-A	Reb	PF	A	TO	B	S	TP	
11/9	Elon	*	24	5-12	0-3	3-3	4	1	4	1	0	3	13	
11/12	at LA Tech	*	35	3-10	3-6	1-2	3	2	8	1	1	2	10	
11/15	Savannah State	*	29	3-4	3-4	1-2	1	1	5	5	0	0	10	
11/18	Clemson	*	31	2-7	0-4	5-5	8	1	4	5	0	4	9	
11/22	vs. Hampton	*	34	2-7	2-5	0-4	2	1	1	5	0	0	6	
11/23	vs. Fla. Gulf Coast	*	25	2-6	2-5	0-0	1	0	2	2	0	0	6	
11/24	vs. DePaul	*	32	4-11	0-3	3-4	6	0	0	2	1	1	11	
11/28	Drexel	*	43	1-10	1-4	3-4	2	2	2	2	1	2	6	
12/2	at Seton Hall	*	36	2-7	2-5	0-3	3	2	1	4	1	1	6	
12/9	vs. Furman	*	21	4-10	0-3	1-1	3	1	1	2	0	5	9	
12/19	#1/1 Stanford	*	35	5-15	2-5	3-4	3	4	3	0	0	4	15	
12/21	SC State	*	28	0-3	0-1	0-0	1	3	3	5	2	6	0	
12/29	Western Carolina	*	28	3-5	1-1	2-3	1	3	4	1	0	5	9	
1/3	#12/13 Tennessee	*	31	4-12	2-6	0-0	7	2	3	4	1	0	10	
1/6	at Mississippi State	*	28	2-6	0-0	4-6	4	2	1	4	0	1	8	
1/10	Vanderbilt	*	34	5-11	1-3	1-4	3	1	5	2	1	3	12	
1/13	at #13/12 Georgia	*	39	2-11	0-5	3-8	7	2	3	5	0	6	7	
1/17	LSU	*	37	9-16	4-9	2-2	2	2	0	0	1	5	24	
1/20	at Florida	*	26	3-9	2-4	0-0	4	4	0	1	0	1	8	
1/24	#5/4 Kentucky	*	40	5-11	1-3	5-8	8	1	4	4	2	3	16	
1/27	at Arkansas	*	33	2-10	2-6	1-2	2	1	3	2	0	5	7	
2/3	Auburn	*	34	2-7	2-7	2-4	4	2	5	3	1	4	8	
Totals			22	703	70-200	30-92	40-69	79	38	62	60	12	61	210
				31.9	.350	.326	.580	3.6	2.8	2.8	2.7	2.6	2.7	9.6
<i>SEC Totals</i>			<i>9</i>	<i>302</i>	<i>34-93</i>	<i>14-43</i>	<i>18-34</i>	<i>41</i>	<i>17</i>	<i>24</i>	<i>26</i>	<i>6</i>	<i>28</i>	<i>92</i>
				<i>33.6</i>	<i>.366</i>	<i>.326</i>	<i>.529</i>	<i>4.6</i>	<i>2.6</i>	<i>2.6</i>	<i>3.1</i>	<i>11.5</i>		



Aleighsa Welch

#24

**6-0 • Sophomore
Forward
Goose Creek, S.C.
Goose Creek**

Miscellaneous Stats

	2012-13 Games	Career Games	Career Record
Double-Double	6	6	6-0
10+ Points	15	25	21-4
10+ Rebounds	8	10	9-1
Team-High Points	7	11	7-4
Team-High Rebs.	7	23	20-3
Team-High Assts.	2	2	2-0

- Has started every game this season
- Has six double-doubles (Savannah St., vs. Hampton, vs. FGCU, Drexel, at Seton Hall, SC State) – first of her career
- Leads the SEC in offensive rebounds per game (4.2), ranks seventh in total rebounds per game and is 21st in scoring
- Has led the team in scoring seven times (Savannah St., vs. Hampton, at Seton Hall, Stanford, Miss. St., Vandy, at Georgia)
- Has led the team in rebounding seven times (at LA Tech, Savannah St., vs. FGCU, Drexel, SC State, Miss. St., at Florida)
- Has scored in double figures 15 times (at LA Tech, Savannah St., vs. Hampton, vs. FGCU, Drexel, at Seton Hall, Furman, Stanford, SC State, Miss. St., Vandy, at Georgia, LSU, Kentucky, Auburn)
- Has pulled down double-digit rebounds eight times (Savannah St., vs. Hampton, vs. FGCU, vs. DePaul, Drexel, at Seton Hall, SC State, at Florida)
 - Hit a pair of free throws in final minute to seal win over Auburn (Feb. 3)
 - Blocked three shots at Arkansas (Jan. 27), including potential game-tying attempt in final 10 seconds
 - Rallied in second half against #5/4 Kentucky (Jan. 24) with eight points and five boards of her totals coming in the crucial final 20 minutes
 - Reeled in nine of her 12 rebounds at Florida (Jan. 20) in the second half and tied her career high with eight offensive
- Hit four free throws in final minute to seal win against LSU (Jan. 17) to cap off 14-point, seven-rebound effort
- Tied her career high with 19 points at #13/12 Georgia (Jan. 13), hitting 8-of-10 from the field, and made the play that resulted in a pair of Sancheon White free throws to pull Gamecocks within a point in the final 45 seconds
- Led team in points, rebounds and assists at Mississippi State (Jan. 6), adding a career-high three assists to her 16 points and seven rebounds
- Scored eight of her team-high 13 points against Vanderbilt (Jan. 10) in just 11 minutes of first-half action
- Limited by foul trouble to just nine minutes in first half against #12/13 Tennessee (Jan. 3), finishing with just six points and five rebounds
- Tied her career high with eight offensive rebounds among her 14 against SC State (Dec. 21) while also adding 16 points for her sixth double-double of the season
- Scored 13 of her 17 points against #1/1 Stanford (Dec. 19) in the second half, including a free throw to tie the game with 1:14 left to play
- Snagged a career-high 15 rebounds against Drexel (Nov. 28), the second-most in the SEC this season
- Named Paradise Jam Most Outstanding Player after averaging 10.3 points and 9.3 rebounds to guide team to the Reef Division title
- Scored 10 of team's first 13 second-half points to pull away from Hampton (Nov. 22)
- Posted first career double-double with 13 points and 12 rebounds against Savannah State (Nov. 15)
- Was great on the inside at Louisiana Tech (Nov. 12), to finish with 14 points, eight rebounds, two blocks and two steals

Career Highs – All Games

Pts 19, 2x, last at Georgia, 1/13/13
FG 8 at Georgia 1/13/13
FGA 11 at Seton Hall, 12/2/12
FG %... 1.000 (4-4) vs. Presby., 11/27/11
FT 10 at Xavier, 11/30/11
FTA 15 at Xavier, 11/30/11
FT %... 1.000 (3-3) vs. SC St., 12/14/11
Rebs 15 vs. Drexel, 11/28/12
Off Rebs 8, 4x, last at Florida, 1/20/13
Def Rebs 8 vs. Savannah St., 11/15/12
Blks 4 at NC State, 12/4/11
Stls 3, 2x, last vs. Elon, 11/9/12
Assts 3 at Mississippi State, 1/6/13
Min 42 vs. Drexel, 11/28/12

Career – SEC Games

Pts 19, 2x, last at Georgia, 1/13/13
FG 8 at Georgia, 1/13/13
FGA 10, 3x, last at Georgia, 1/13/13
FG %... 1.000 (3-3), 3x, last at Arke., 2/9/12
FT 6, 2x, last vs. LSU, 1/17/13
FTA 9 vs. LSU, 1/17/13
FT %... .833 (5-6) vs. Vanderbilt, 1/5/12
Rebs 12 at Florida, 1/20/13
Off Rebs 8 at Florida, 1/20/13
Def Rebs 7 at Tennessee, 2/2/12
Blks 3 at Arkansas, 1/27/13
Stls 2, 3x, last vs. Kentucky, 1/24/13
Assts 3 at Mississippi State, 1/6/13
Min 39 at Arkansas, 1/27/13

Season Highs – All Games

Pts 19 at Georgia, 1/13
FG 8 at Georgia, 1/13
FGA 11 at Seton Hall, 12/2
FG %... .857 (6-7), 2x, last vs. FGCU, 11/23
FT 6, 4x, last vs. LSU, 1/17
FTA 9, 2x, last vs. LSU 1/17
FT % ... 1.000 (3-3) vs. Sav. St., 11/15
Rebs 15 vs. Drexel, 11/28
Off Rebs 8, 3x, last at Florida, 1/20
Def Rebs 8 vs. Savannah St., 11/15
Blks 3 at Arkansas, 1/27
Stls 3 vs. Elon, 11/9
Assts 3 at Mississippi State, 1/6
Min 42 vs. Drexel, 11/28

Season Highs – SEC Games

Pts 19 at Georgia, 1/13
FG 8 at Georgia, 1/13
FGA 10 at Georgia, 1/13
FG %800 (8-10) at Georgia, 1/13
FT 6, 2x, last vs. LSU, 1/17
FTA 9 vs. LSU, 1/17
FT %800 (4-5) at Florida, 1/20
Rebs 12 at Florida, 1/20
Off Rebs 8 at Florida, 1/20
Def Rebs 4, 4x, last vs. Kentucky, 1/24
Blks 3 at Arkansas, 1/27
Stls 2 vs. Kentucky, 1/24
Assts 3 at Mississippi State, 1/6
Min 39 at Arkansas, 1/27

2012-13 Game-by-Game Stats

Date	Opponent	GS	MIN	FG-A	3FG-A	FT-A	Reb	PF	A	TO	B	S	TP	
11/9	Elon	*	25	4-6	0-0	1-2	9	1	1	2	0	3	9	
11/12	at LA Tech	*	26	4-6	0-0	6-8	8	3	1	0	2	2	14	
11/15	Savannah State	*	22	5-6	0-0	3-3	12	0	0	1	0	0	13	
11/18	Clemson	*	25	2-4	0-0	3-5	6	2	0	3	1	1	7	
11/22	vs. Hampton	*	31	6-7	0-0	4-6	11	0	1	7	0	1	16	
11/23	vs. Fla. Gulf Coast	*	23	6-7	0-0	2-3	11	1	0	1	0	0	14	
11/24	vs. DePaul	*	26	3-7	0-0	3-6	10	3	1	2	0	0	9	
11/28	Drexel	*	42	5-7	1-1	1-3	15	1	0	2	0	0	12	
12/2	at Seton Hall	*	32	5-11	0-0	4-4	10	1	0	2	0	1	14	
12/9	vs. Furman	*	17	3-4	0-0	5-6	3	0	0	0	0	0	11	
12/19	#1/1 Stanford	*	34	7-10	0-0	3-6	5	3	2	0	0	0	17	
12/21	SC State	*	26	5-6	0-0	6-9	14	0	0	2	0	1	16	
12/29	Western Carolina	*	18	3-4	0-0	2-2	6	0	2	1	0	1	8	
1/3	#12/13 Tennessee	*	22	3-7	0-0	0-1	5	2	0	1	0	0	6	
1/6	at Mississippi State	*	31	5-9	0-0	6-8	7	4	3	0	0	0	16	
1/10	Vanderbilt	*	29	6-8	0-0	1-2	5	2	1	1	0	1	13	
1/13	at #13/12 Georgia	*	33	8-10	0-0	3-5	5	2	1	2	0	1	19	
1/17	LSU	*	32	4-7	0-0	6-9	3	3	2	2	0	1	14	
1/20	at Florida	*	38	2-8	0-0	4-5	12	1	0	0	1	1	8	
1/24	#5/4 Kentucky	*	36	4-7	0-0	3-5	7	2	1	1	1	2	11	
1/27	at Arkansas	*	39	3-5	0-0	1-1	5	0	2	1	3	0	7	
2/3	Auburn	*	37	2-4	0-0	6-8	3	2	1	1	1	2	10	
Totals			22	644	95-150	1-1	73-107	176	33	19	33	9	18	264
<i>SEC Totals</i>			<i>9</i>	<i>297</i>	<i>37-65</i>	<i>0-0</i>	<i>30-44</i>	<i>56</i>	<i>18</i>	<i>11</i>	<i>9</i>	<i>6</i>	<i>8</i>	<i>104</i>
				<i>33.0</i>	<i>.569</i>	<i>—</i>	<i>.682</i>	<i>6.2</i>	<i>1.3</i>				<i>11.6</i>	



SANCHEON WHITE

#20

**5-10 • Senior
Guard
Hammond, Ind.
Central Arizona College**

- Has started every game this season
- Has led the team in rebounding three times (at LA Tech, Tennessee, Vandy)
- Has scored in double figures three times (vs. FGCU, vs. DePaul, Miss. St.)
- Swiped three steals for the third-straight game and hit free throws to pull Gamecocks within a point in final 45 seconds at #13/12 Georgia (Jan. 13)
- Dominated defensively against Vanderbilt (Jan. 10), swiping three steals, blocking three shots and playing key role in holding SEC's most accurate 3-point shooting team to just 2-of-7 from behind the arc, all while snagging a game-high eight rebounds
- Matched her career high with 11 points at Mississippi State (Jan. 6), including nine in the second half sparked by three steals she turned into layups to help the Gamecocks pull away
 - Tied for team-high honors with seven rebounds against #12/13 Tennessee (Jan. 3) to go with seven points
 - Challenged for three offensive rebounds against #1/1 Stanford (Dec. 19) and scored a pull-up jumper to give team 44-42 lead with 2:33 left to play
 - Hit tying 3-pointer to send Drexel game (Nov. 28) to overtime and blocked potential game-tying 3-point attempt in last 10 seconds of extra period
 - Scored a career-high 11 points against Florida Gulf Coast (Nov. 23) and followed it with 10 points against DePaul the next day to help team win Paradise Jam Reef Division title

Miscellaneous Stats

	2012-13 Games	Career Games	Career Record
Double-Double	0	0	0-0
10+ Points	3	5	5-0
10+ Rebounds	0	1	0-1
Team-High Points	0	0	0-0
Team-High Rebs.	3	6	3-3
Team-High Assts.	2	4	4-0

Career Highs – All Games

Pts 11, 2x, last at Miss. St., 1/6/13
FG 5, 3x, last at Miss. St., 1/6/13
FGA 11 vs. FGCU, 11/23/12
FG %800 (4-5) at Xavier, 11/30/11
3FG 2 vs. Kentucky, 1/15/12
3FGA 4 at Illinois, 11/11/11
3FG %... 1.000 (2-2) vs. Kentucky 1/15/12
FT.... 4, 2x, last at Seton Hall, 12/2/12
FTA..... 5 vs. Savannah St., 12/21/11
FT % ... 1.000 (4-4) at Seton Hall, 12/2/12
Rebs..... 13 at Auburn, 1/19/12
Off Rebs 6 at Auburn, 1/19/12
Def Rebs..... 7 at Auburn, 1/19/12
Blks 4 vs. Drexel, 11/28/12
Stls... 3, 5x, last vs. Vanderbilt, 1/10/13
Assts 3, 3x, last vs. LSU, 1/17/13
Min..... 40 vs. Drexel, 11/28/12

Career – SEC Games

Pts 11 at Mississippi State, 1/6/13
FG 5 at Mississippi State, 1/6/13
FGA..... 9, 3x, last at Miss. St., 1/6/13
FG %... 1.000 (2-2) at Arkansas, 2/9/12
3FG 2 vs. Kentucky, 1/15/12
3FGA... 3, 2x, last at Arkansas, 1/27/13
3FG %... 1.000 (2-2) vs. Kentucky 1/15/12
FT..... 3 vs. Vanderbilt, 1/10/13
FTA..... 3 vs. Vanderbilt, 1/10/13
FT %... 1.00 (3-3) vs. Vanderbilt, 1/10/13
Rebs..... 13 at Auburn, 1/19/12
Off Rebs 6 at Auburn, 1/19/12
Def Rebs..... 7 at Auburn, 1/19/12
Blks 3 vs. Vanderbilt, 1/10/13
Stls..... 3, 3x, last at Georgia, 1/13/13
Assts 3 vs. LSU, 1/17/13
Min..... 35 at Georgia, 1/13/13

Season Highs – All Games

Pts 11, 2x, last at Mississippi St., 1/6
FG 5, 3x, last at Mississippi St., 1/6
FGA..... 11 vs. FGCU, 11/23
FG %714 (5-7) vs. DePaul, 11/24
3FG 1, 7x, last at Arkansas, 1/27
3FGA..... 3, 4x, last at Arkansas, 1/27
3FG %... .500 (1-2), 2x, last vs. Drexel, 11/28
FT..... 4 at Seton Hall, 12/2
FTA..... 4 at Seton Hall, 12/2
FT % .. 1.000 (4-4) at Seton Hall, 12/2
Rebs..... 8, 2x, last vs. Vanderbilt, 1/10
Off Rebs 5 at LA Tech, 11/12
Def Rebs..... 6 vs. Vanderbilt, 1/10
Blks 4 vs. Drexel, 11/28
Stls..... 3, 5x, last at Georgia, 1/13
Assts 3 vs. LSU, 1/17
Min..... 40 vs. Drexel, 11/28

Season Highs – SEC Games

Pts 11 at Mississippi State, 1/6
FG 5 at Mississippi State, 1/6
FGA... 9, 2x, last at Mississippi St., 1/6
FG %..... .556 (5-9) at Miss. St., 1/6
3FG 1 at Arkansas, 1/27
3FGA..... 3, 2x, last at Arkansas, 1/27
3FG %.... .333 (1-3) at Arkansas, 1/27
FT..... 3 vs. Vanderbilt, 1/10
FTA..... 3 vs. Vanderbilt, 1/10
FT % 1.00 (3-3) vs. Vanderbilt, 1/10
Rebs..... 8 vs. Vanderbilt, 1/10
Off Rebs 3, 2x, last at Miss. St., 1/6
Def Rebs..... 6 vs. Vanderbilt, 1/10
Blks 3 vs. Vanderbilt, 1/10
Stls..... 3, 3x, last at Georgia, 1/13
Assts 3 vs. LSU, 1/17
Min..... 35 at Georgia, 1/13

2012-13 Game-by-Game Stats

Date	Opponent	GS	MIN	FG-A	3FG-A	FT-A	Reb	PF	A	TO	B	S	TP
11/9	Elon	*	13	4-6	0-0	0-0	1	1	2	0	0	0	8
11/12	at LA Tech	*	33	2-7	0-1	0-0	8	2	2	1	1	2	4
11/15	Savannah State	*	20	3-7	1-2	2-2	4	2	1	0	0	0	9
11/18	Clemson	*	20	1-3	0-2	1-2	6	3	0	1	1	1	3
11/22	vs. Hampton	*	30	0-3	0-0	0-0	6	2	0	0	0	1	0
11/23	vs. Fla. Gulf Coast	*	29	5-11	1-1	0-1	5	0	2	2	0	3	11
11/24	vs. DePaul	*	35	5-7	0-1	0-1	5	2	0	1	0	1	0
11/28	Drexel	*	40	1-7	1-2	2-2	4	3	2	0	4	2	5
12/2	at Seton Hall	*	26	2-6	0-2	4-4	1	0	0	0	1	1	8
12/9	vs. Furman	*	23	1-6	0-1	0-0	2	1	2	0	2	3	2
12/19	#1/1 Stanford	*	34	2-9	1-3	0-0	3	1	0	1	1	1	5
12/21	SC State	*	17	1-6	1-3	0-0	1	3	0	2	0	0	3
12/29	Western Carolina	*	23	3-5	1-1	0-0	2	2	2	1	0	0	7
1/3	#12/13 Tennessee	*	28	3-9	0-2	1-2	7	1	1	1	0	0	7
1/6	at Mississippi State	*	29	5-9	0-1	1-2	6	3	0	1	0	3	11
1/10	Vanderbilt	*	32	1-5	0-0	3-3	8	3	2	3	3	3	5
1/13	at #13/12 Georgia	*	35	0-5	0-2	2-2	4	4	1	4	0	3	2
1/17	LSU	*	27	0-5	0-3	0-0	2	4	3	1	0	0	0
1/20	at Florida	*	14	0-4	0-1	0-0	3	5	1	1	0	0	0
1/24	#5/4 Kentucky	*	20	0-6	0-1	0-0	3	1	0	1	0	1	0
1/27	at Arkansas	*	27	2-5	1-3	0-0	2	3	2	2	2	1	5
2/3	Auburn	*	22	1-3	1-2	0-0	2	1	1	2	0	0	3
Totals		22	577	42-134	8-34	16-21	85	47	24	25	15	26	108
			26.4	.313	.235	.762	3.9	1.1			1.2	4.9	
<i>SEC Totals</i>		<i>9</i>	<i>234</i>	<i>12-51</i>	<i>2-15</i>	<i>7-9</i>	<i>37</i>	<i>25</i>	<i>11</i>	<i>16</i>	<i>5</i>	<i>11</i>	<i>33</i>
			<i>26.0</i>	<i>.235</i>	<i>.133</i>	<i>.778</i>	<i>4.1</i>	<i>1.3</i>			<i>1.4</i>	<i>3.7</i>	



Official Basketball Box Score -- Game Totals -- Final Statistics
Western Carolina vs #19/16 South Carolina
12/29/12 7 p.m. at Columbia, S.C./Colonial Life Arena



Western Carolina 44 • 3-8

Player statistics table for Western Carolina vs South Carolina. Columns include Player, FG-FGA, 3-Ptr, FT-FTA, Rebounds, PF, TP, A TO Blk Stl, Min. Totals: 18-46, 3-6, 5-8, 12 17 29, 16 44, 8 20 2 4, 200

FG % 1st Half: 8-19 42.1% 2nd half: 10-27 37.0% Game: 18-46 39.1%
3FG % 1st Half: 1-2 50.0% 2nd half: 2-4 50.0% Game: 3-6 50.0%
FT % 1st Half: 1-2 50.0% 2nd half: 4-6 66.7% Game: 5-8 62.5%

#19/16 South Carolina 66 • 12-1

Player statistics table for #19/16 South Carolina vs Western Carolina. Columns include Player, FG-FGA, 3-Ptr, FT-FTA, Rebounds, PF, TP, A TO Blk Stl, Min. Totals: 28-56, 6-11, 11-14, 10 29 39, 13 73, 10 12 11 4, 200

FG % 1st Half: 13-31 41.9% 2nd half: 15-25 60.0% Game: 28-56 50.0%
3FG % 1st Half: 2-4 50.0% 2nd half: 4-5 80.0% Game: 6-9 66.7%
FT % 1st Half: 1-7 14.3% 2nd half: 3-7 42.9% Game: 4-14 28.6%

Officials: Nanette Sisk, Ed Sidlasky, Dawn Marsh
Technical fouls: Western Carolina-None, #19/16 South Carolina-None.
Attendance: 3248

Score by periods table showing 1st, 2nd, and Total scores for both teams.

Points in Paint, Off T/O, 2nd Chance, Fast Break, Bench statistics for both teams.

Last FG - WCU 2nd-00:05, SC 2nd-01:51. Largest lead - WCU None, SC by 28 2nd-01:51. Score tied - 0 times. Lead changed - 0 times.



Official Basketball Box Score -- Game Totals -- Final Statistics
#18/15 South Carolina vs Mississippi State
01/06/13 2 pm at Starkville, Miss. (Humphrey Coliseum)



#18/15 South Carolina 60 • 13-2 (1-1 SEC)

Player statistics table for #18/15 South Carolina vs Mississippi State. Columns include Player, FG-FGA, 3-Ptr, FT-FTA, Rebounds, PF, TP, A TO Blk Stl, Min. Totals: 14-39, 0-2, 32-50, 12 28 40, 16 60, 5 12 3 6, 200

FG % 1st Half: 6-21 28.6% 2nd half: 8-18 44.4% Game: 14-39 35.9%
3FG % 1st Half: 0-1 0.0% 2nd half: 0-1 0.0% Game: 0-2 0.0%
FT % 1st Half: 16-24 66.7% 2nd half: 16-26 61.5% Game: 32-50 64.0%

Mississippi State 46 • 8-7 (0-2 SEC)

Player statistics table for Mississippi State vs #18/15 South Carolina. Columns include Player, FG-FGA, 3-Ptr, FT-FTA, Rebounds, PF, TP, A TO Blk Stl, Min. Totals: 16-50, 4-12, 10-14, 8 22 30, 29 46, 5 13 7 2, 200

FG % 1st Half: 7-25 28.0% 2nd half: 9-25 36.0% Game: 16-50 32.0%
3FG % 1st Half: 2-5 40.0% 2nd half: 2-7 28.6% Game: 4-12 33.3%
FT % 1st Half: 4-5 80.0% 2nd half: 6-9 66.7% Game: 10-14 71.4%

Officials: Eric Koch, Roy Gulbeyan, Charlie Huest
Technical fouls: #18/15 South Carolina-None, Mississippi State-None.
Attendance: 1325

Score by periods table showing 1st, 2nd, and Total scores for both teams.

Points in Paint, Off T/O, 2nd Chance, Fast Break, Bench statistics for both teams.

Last FG - SC 2nd-01:05, MS 2nd-01:30. Largest lead - SC by 18 2nd-03:56, MS None. Score tied - 0 times. Lead changed - 0 times.



Official Basketball Box Score -- Game Totals -- Final Statistics
#12/13 Tennessee vs #18/15 South Carolina
01/03/13 9 p.m. at Columbia, S.C./Colonial Life Arena



#12/13 Tennessee 73 • 10-3, 1-0 SEC

Player statistics table for #12/13 Tennessee vs #18/15 South Carolina. Columns include Player, FG-FGA, 3-Ptr, FT-FTA, Rebounds, PF, TP, A TO Blk Stl, Min. Totals: 28-56, 6-11, 11-14, 10 29 39, 13 73, 10 12 11 4, 200

FG % 1st Half: 12-22 54.5% 2nd half: 16-34 47.1% Game: 28-56 50.0%
3FG % 1st Half: 3-4 75.0% 2nd half: 3-7 42.9% Game: 6-11 54.5%
FT % 1st Half: 5-6 83.3% 2nd half: 6-8 75.0% Game: 11-14 78.6%

#18/15 South Carolina 53 • 12-2, 0-1 SEC

Player statistics table for #18/15 South Carolina vs #12/13 Tennessee. Columns include Player, FG-FGA, 3-Ptr, FT-FTA, Rebounds, PF, TP, A TO Blk Stl, Min. Totals: 20-69, 4-18, 9-16, 21 19 40, 9 53, 6 11 2 6, 200

FG % 1st Half: 12-31 38.7% 2nd half: 8-38 21.1% Game: 20-69 29.0%
3FG % 1st Half: 3-7 42.9% 2nd half: 1-11 9.1% Game: 4-18 22.2%
FT % 1st Half: 4-5 80.0% 2nd half: 5-11 45.5% Game: 9-16 56.3%

Officials: Bryan Enterline, Lawson Newton, Amy Bonner
Technical fouls: #12/13 Tennessee-None, #18/15 South Carolina-None.
Attendance: 3939

Score by periods table showing 1st, 2nd, and Total scores for both teams.

Points in Paint, Off T/O, 2nd Chance, Fast Break, Bench statistics for both teams.

Last FG - UT 2nd-01:46, SC 2nd-02:51. Largest lead - UT by 25 2nd-04:44, SC by 3 1st-18:30. Score tied - 3 times. Lead changed - 9 times.



Official Basketball Box Score -- Game Totals -- Final Statistics
Vanderbilt vs #18/16 South Carolina
01/10/13 7 p.m. at Columbia, S.C./Colonial Life Arena



Vanderbilt 48 • 12-3, 2-1 SEC

Player statistics table for Vanderbilt vs #18/16 South Carolina. Columns include Player, FG-FGA, 3-Ptr, FT-FTA, Rebounds, PF, TP, A TO Blk Stl, Min. Totals: 13-49, 2-7, 20-22, 12 19 31, 20 48, 10 18 2 3, 200

FG % 1st Half: 4-20 20.0% 2nd half: 9-29 31.0% Game: 13-49 26.5%
3FG % 1st Half: 1-3 33.3% 2nd half: 1-4 25.0% Game: 2-7 28.6%
FT % 1st Half: 11-12 91.7% 2nd half: 9-10 90.0% Game: 20-22 90.9%

#18/16 South Carolina 64 • 14-2, 2-1 SEC

Player statistics table for #18/16 South Carolina vs Vanderbilt. Columns include Player, FG-FGA, 3-Ptr, FT-FTA, Rebounds, PF, TP, A TO Blk Stl, Min. Totals: 25-52, 3-12, 11-22, 11 24 35, 20 64, 15 17 7 7, 200

FG % 1st Half: 15-26 57.7% 2nd half: 10-26 38.5% Game: 25-52 48.1%
3FG % 1st Half: 2-6 33.3% 2nd half: 1-6 16.7% Game: 3-12 25.0%
FT % 1st Half: 4-6 66.7% 2nd half: 7-16 43.8% Game: 11-22 50.0%

Officials: Mark Zentz, Bill Laranca, Jules Gallien
Technical fouls: Vanderbilt-None, #18/16 South Carolina-None.
Attendance: 2810

Score by periods table showing 1st, 2nd, and Total scores for both teams.

Points in Paint, Off T/O, 2nd Chance, Fast Break, Bench statistics for both teams.

Last FG - VANDY 2nd-00:03, SC 2nd-01:37. Largest lead - VANDY by 3 1st-15:17, SC by 18 1st-01:00. Score tied - 0 times. Lead changed - 2 times.



Official Basketball Box Score -- Game Totals -- Final Statistics
#18/14 South Carolina vs Arkansas
 01/27/13 2 p.m. at Bud Walton Arena (Fayetteville, Ark.)



#18/14 South Carolina 43 • 18-3, 6-2 SEC

#	Player	Total		3-Ptr		Rebounds			PF	TP	A	TO	Blk	Stl	Min
		FG-FGA	FG-FGA	FT-FTA	Off	Def	Tot								
21	BRUNER, Ashley	f	5-12	0-1	1-6	2	5	7	1	11	0	3	0	5	36
24	WELCH, Aleighsa	f	3-5	0-0	1-1	4	1	5	0	7	2	1	3	0	39
02	WALKER, Ieasia	g	2-10	2-6	1-2	0	2	2	1	7	3	2	0	5	33
20	WHITE, Sancheon	g	2-5	1-3	0-0	1	1	2	3	5	2	2	2	1	27
25	MITCHELL, Tiffany	g	3-9	0-2	2-2	1	7	8	2	8	2	5	0	1	36
05	SESSIONS, Khadijah		1-3	0-0	1-2	0	2	2	1	3	0	1	0	0	14
12	MONTOUT, Wilka		0-1	0-1	0-0	0	0	0	0	0	0	0	0	0	2
31	DOZIER, Asia		0-1	0-1	0-0	0	1	1	0	0	0	0	0	0	6
33	IBIAM, Elem		1-2	0-0	0-0	1	0	1	2	2	0	1	0	0	7
Team						2	1	3							
Totals			17-48	3-14	6-13	11	20	31	10	43	9	16	5	12	200

FG % 1st Half: 11-26 42.3% 2nd half: 6-22 27.3% Game: 17-48 35.4% Deadball Rebounds 4,2
 3FG % 1st Half: 3-11 27.3% 2nd half: 0-3 0.0% Game: 3-14 21.4%
 FT % 1st Half: 3-6 50.0% 2nd half: 3-7 42.9% Game: 6-13 46.2%

Arkansas 40 • 14-6, 2-5 SEC

#	Player	Total		3-Ptr		Rebounds			PF	TP	A	TO	Blk	Stl	Min
		FG-FGA	FG-FGA	FT-FTA	Off	Def	Tot								
01	PEAK, Keira	f	1-8	0-2	0-4	2	1	3	1	2	1	4	1	3	33
24	WILLIAMS, Quistelle	f	4-7	0-1	0-0	4	6	10	3	8	0	1	0	1	23
42	BOWEN, Jhasmin	f	6-10	0-0	1-2	1	3	4	4	13	0	1	0	1	33
11	BERNA, Calli	g	2-9	1-4	2-4	3	7	10	0	7	6	5	0	0	40
12	WILSON, Dominique	g	2-6	1-3	0-0	1	1	2	0	5	0	0	0	1	21
04	WATKINS, Sarah		0-4	0-0	0-0	2	2	4	4	0	1	1	0	0	20
14	GATLING, Erin		1-5	1-2	2-2	1	0	1	1	5	2	1	0	2	23
21	ROBINSON, Dominique		0-0	0-0	0-0	0	0	0	1	0	0	2	0	0	3
25	BAILEY, Joey		0-1	0-0	0-0	0	0	0	0	0	0	0	0	0	3
33	WOLFF, Melissa		0-0	0-0	0-0	0	1	1	0	0	0	0	0	0	1
Team						1	2	3			2				
Totals			16-50	3-12	5-12	15	23	38	14	40	10	17	1	8	200

FG % 1st Half: 10-22 45.5% 2nd half: 6-28 21.4% Game: 16-50 32.0% Deadball Rebounds 4
 3FG % 1st Half: 1-3 33.3% 2nd half: 2-9 22.2% Game: 3-12 25.0%
 FT % 1st Half: 1-4 25.0% 2nd half: 4-8 50.0% Game: 5-12 41.7%

Officials: Mark Zentz, Gina Cross, Kevin Pethtel
 Technical fouls: #18/14 South Carolina-None. Arkansas-None.
 Attendance: 2321
 Estimated Actual Attendance: 1,804

Score by periods	1st	2nd	Total
#18/14 South Carolina	28	15	43
Arkansas	22	18	40

Last FG - SC 2nd-03:44, AR 2nd-00:59.
 Largest lead - SC by 9 1st-09:16, AR by 1 1st-18:20.

Score tied - 2 times.
 Lead changed - 4 times.



Official Basketball Box Score -- Game Totals -- Final Statistics
Auburn vs #15/13 South Carolina
 02/03/13 3 p.m. at Columbia, S.C./Colonial Life Arena



Auburn 51 • 13-9, 2-7 SEC

#	Player	Total		3-Ptr		Rebounds			PF	TP	A	TO	Blk	Stl	Min
		FG-FGA	FG-FGA	FT-FTA	Off	Def	Tot								
14	Alverson, Blanche	f	1-4	0-3	0-1	0	5	5	1	2	0	0	0	0	22
32	Tanner, Tyrese	f	4-11	0-1	2-2	2	2	4	5	10	3	0	0	0	36
34	Davis, Peyton	c	1-2	0-0	0-0	0	1	1	4	2	1	2	0	1	13
03	Ouardad, Najat	g	3-7	1-3	0-0	1	2	3	4	7	5	4	0	0	34
12	Muhammad, Hasina	g	2-13	0-0	3-4	1	0	1	2	7	1	4	0	2	26
20	West, Pascale	g	0-1	0-0	0-0	0	0	0	0	0	0	0	0	0	7
21	Clay, Chadarryl		3-6	1-1	0-2	2	1	3	0	7	1	2	0	2	17
22	King, Julie		1-1	0-0	0-0	1	1	2	0	2	0	1	0	0	11
35	Capers, Cabriana		2-4	0-0	0-0	4	3	7	3	4	1	0	0	0	14
44	Tanner, Tra'cee		5-7	0-0	0-0	3	1	4	4	10	1	1	0	1	20
Team						4	1	5			2				
Totals			22-56	2-8	5-9	18	17	35	23	51	13	16	0	6	200

FG % 1st Half: 9-22 40.9% 2nd half: 13-34 38.2% Game: 22-56 39.3% Deadball Rebounds 2,1
 3FG % 1st Half: 2-3 66.7% 2nd half: 0-5 0.0% Game: 2-8 25.0%
 FT % 1st Half: 2-4 50.0% 2nd half: 3-5 60.0% Game: 5-9 55.6%

#15/13 South Carolina 59 • 19-3, 7-2 SEC

#	Player	Total		3-Ptr		Rebounds			PF	TP	A	TO	Blk	Stl	Min
		FG-FGA	FG-FGA	FT-FTA	Off	Def	Tot								
21	BRUNER, Ashley	f	3-5	0-0	0-2	2	1	3	3	6	1	2	1	1	29
24	WELCH, Aleighsa	f	2-4	0-0	6-8	1	2	3	2	10	1	1	1	2	37
02	WALKER, Ieasia	g	2-7	2-7	2-4	1	3	4	2	8	5	3	1	4	34
20	WHITE, Sancheon	g	1-3	1-2	0-0	1	1	2	1	3	1	2	0	0	22
25	MITCHELL, Tiffany	g	3-9	1-2	3-5	0	4	4	2	10	0	2	0	2	34
05	SESSIONS, Khadijah		5-9	1-3	8-9	2	1	3	1	19	3	2	0	0	25
12	MONTOUT, Wilka		1-2	1-2	0-0	1	1	2	0	3	0	0	0	0	5
31	DOZIER, Asia		0-2	0-1	0-0	0	1	1	1	0	0	0	0	0	4
33	IBIAM, Elem		0-0	0-0	0-0	0	3	3	2	0	0	0	0	0	10
Team						2	1	3			1				
Totals			17-41	6-17	19-28	10	18	28	14	59	11	13	3	9	200

FG % 1st Half: 9-22 40.9% 2nd half: 8-19 42.1% Game: 17-41 41.5% Deadball Rebounds 5
 3FG % 1st Half: 5-11 45.5% 2nd half: 1-6 16.7% Game: 6-17 35.3%
 FT % 1st Half: 5-9 55.6% 2nd half: 14-19 73.7% Game: 19-28 67.9%

Officials: Felicia Grinter, Bonita Spence, Charlie Hurst
 Technical fouls: Auburn-None. #15/13 South Carolina-None.
 Attendance: 3797

Score by periods	1st	2nd	Total
Auburn	22	29	51
#15/13 South Carolina	28	31	59

Last FG - AU 2nd-00:10, SC 2nd-02:30.
 Largest lead - AU by 3 1st-11:05, SC by 9 1st-02:43.


Score tied - 2 times.
 Lead changed - 8 times.



2012-13 South Carolina Basketball
South Carolina Points-Rebounds-Assists (as of Feb 03, 2013)
All games



Opponent	Date	Score	02	05	12	15	20	21	24	25	31	33
			WALKER,IEA	SESSIONS,K	MONTGOM, W	DAVIS,TIFF	WHITESANC	BRUNERAS	WELCH,ALEI	MITCHELL,T	DOZIER,ASI	IBIAME,LEM
ELON	11/09/12	77-44 w	13-4-4	8-0-0	1-2-2	6-3-3	8-1-2	15-3-0	9-9-1	9-2-3	4-10-0	4-1-0
at LATECH	11/12/12	82-58 w	10-3-8	3-1-1	12-3-0	4-1-0	4-8-2	17-2-3	14-8-1	13-8-0	5-2-5	DNP
SSU	11/15/12	78-47 w	10-1-5	6-3-4	9-6-0	2-0-1	9-4-1	8-12-1	13-12-0	10-5-4	11-3-2	DNP
CU	11/18/12	64-43 w	9-8-4	3-1-1	4-1-1	DNP	3-6-0	16-8-0	7-6-0	16-6-2	0-5-1	6-0-0
vs HAM	11/22/12	45-34 w	6-2-1	2-1-1	3-2-0	DNP	0-6-0	5-12-2	16-11-1	7-8-2	5-3-0	1-5-0
vs FGCU	11/23/12	65-46 w	6-1-2	5-1-2	2-5-1	DNP	11-5-2	15-4-1	14-11-0	8-11-3	2-1-1	2-4-0
vs DPU	11/24/12	55-46 w	11-6-0	6-1-0	2-1-0	DNP	10-5-0	11-12-0	9-10-1	6-6-0	0-1-0	0-1-0
DREXEL	11/28/12	58-55 w	6-2-2	3-0-0	0-0-0	DNP	5-4-2	12-8-2	12-15-0	14-2-1	3-1-1	3-3-0
at SHU	12/02/12	55-42 w	6-3-1	3-1-1	2-1-0	DNP	8-1-0	9-7-2	14-10-0	13-11-1	0-1-0	0-1-0
FUR	12/09/12	69-35 w	9-3-1	7-2-2	10-3-1	DNP	2-2-2	2-5-1	11-3-0	16-4-1	4-2-0	8-9-1
STAN	12/19/12	49-53 L	15-3-3	0-0-0	0-0-0	DNP	5-3-0	5-8-1	17-5-2	2-5-0	5-0-0	0-3-0
SCSU	12/21/12	65-45 w	0-1-3	8-1-1	2-1-0	DNP	3-1-0	1-8-4	16-14-0	21-11-2	3-4-3	11-2-0
WCU	12/29/12	66-44 w	9-1-4	7-2-2	6-2-0	DNP	7-2-2	4-5-2	8-6-2	12-2-1	5-2-1	8-9-1
UT	01/03/13	53-73 L	10-7-3	1-1-0	0-2-0	DNP	7-7-1	12-6-1	6-5-0	14-5-1	3-2-0	0-3-0
at MS	01/06/13	60-46 w	8-4-1	5-0-1	2-4-0	DNP	11-6-0	7-5-0	16-7-3	5-5-0	1-2-0	5-3-0
VANDY	01/10/13	64-48 w	12-3-5	4-2-1	3-2-2	DNP	5-8-2	9-7-3	13-5-1	7-3-0	2-1-1	9-2-0
at GA	01/13/13	40-42 L	7-7-3	0-0-0	0-0-0	DNP	2-4-1	4-8-1	19-5-1	6-10-2	0-0-0	2-1-0
LSU	01/17/13	66-59 w	24-2-0	0-0-2	0-1-0	DNP	0-2-3	13-12-4	14-7-2	12-7-3	3-1-0	0-7-0
at UF	01/20/13	52-44 w	8-4-0	15-5-2	0-0-0	DNP	0-3-1	14-9-0	8-12-0	6-11-1	0-1-2	1-5-0
UK	01/24/13	55-50 w	16-8-4	8-2-0	DNP	DNP	0-3-0	5-6-1	11-7-1	7-2-2	DNP	8-8-0
at AR	01/27/13	43-40 w	7-2-3	3-2-0	0-0-0	DNP	5-2-2	11-7-0	7-5-2	8-8-2	0-1-0	2-1-0
AU	02/03/13	59-51 w	8-4-5	19-3-3	3-2-0	DNP	3-2-1	6-3-1	10-3-1	10-4-0	0-1-0	0-3-0





2012-13 South Carolina Basketball
South Carolina Team Game-by-Game Comparison (as of Feb 03, 2013)
All games



Opponent	1st	2nd	Score	Mar	Total FG	FG Pct	3-Pointers	3FG Pct	Free Throws	FT Pct	Rebounds	Assist	T/Over	Block	Steal	Fouls
ELON	4/125	36/19	77-44	+33	31-70/16-54	.443/.296	0-14/2-7	.000/.286	15-30/10-13	.500/.759	53/33	15/4	15/22	3/3	14/7	12/23
Louisiana Tech	40/27	42/31	82-58	+24	30-61/20-51	.492/.392	6-16/3-11	.375/.273	16-25/15-24	.640/.625	42/27	20/12	7/12	4/0	9/3	17/19
SAVANNAH STATE	40/20	38/27	78-47	+31	31-67/18-50	.463/.360	9-25/2-5	.360/.400	7-13/9-16	.538/.563	50/26	18/8	12/12	1/5	4/6	14/13
CLEMSON	31/18	33/25	64-43	+21	21-53/11-46	.396/.239	0-14/1-10	.000/.100	22-35/20-24	.629/.833	46/28	9/6	21/20	2/7	13/10	19/30
Hampton	19/13	26/21	45-34	+11	15-46/11-57	.326/.193	5-13/2-12	.385/.167	10-27/10-16	.370/.625	57/32	7/6	29/15	1/1	5/13	12/22
Florida Gulf Coast	32/26	33/20	65-46	+19	27-61/16-44	.443/.364	4-15/7-29	.267/.241	7-13/7-11	.538/.636	46/20	12/9	15/16	0/2	6/6	14/19
DePaul	22/21	33/25	55-46	+9	21-51/19-64	.412/.297	0-6/4-18	.000/.222	13-29/4-6	.448/.667	47/31	1/12	14/11	3/0	5/6	10/21
DREXEL	22/36	33/19	58-55	+3	21-62/22-52	.339/.423	7-17/7-12	.412/.583	9-20/4-6	.450/.667	38/37	8/12	10/17	7/7	13/4	9/15
Seton Hall	24/22	31/20	55-42	+13	19-53/18-45	.358/.400	4-13/4-8	.308/.500	13-28/2-4	.464/.500	38/26	5/11	14/20	3/5	11/11	8/23
FURMAN	37/20	32/15	69-35	+34	28-66/11-46	.424/.239	1-15/3-10	.067/.300	12-19/10-10	.632/1000	40/33	9/2	8/24	9/2	15/0	11/15
#1/1 STANFORD	19/24	30/29	49-53	(4)	18-63/19-47	.286/.404	4-15/0-4	.267/.000	9-14/15-17	.643/.882	31/42	6/4	7/18	2/11	10/4	19/15
SC STATE	33/21	32/24	65-45	+20	17-50/15-49	.340/.306	4-18/1-11	.222/.091	27-44/14-18	.614/.778	46/30	13/9	20/22	5/6	12/11	11/33
WESTERN CAROLINA	29/18	37/26	66-44	+22	28-56/18-46	.500/.391	6-9/3-6	.667/.500	4-14/5-8	.286/.625	33/29	15/8	10/20	8/2	10/4	12/16
#12/13 TENNESSEE	31/32	22/41	53-73	(20)	20-69/28-56	.290/.500	4-18/6-11	.222/.545	9-16/11-14	.563/.786	40/39	6/10	11/12	2/11	6/4	9/13
Mississippi State	28/20	32/26	60-46	+14	14-39/16-50	.359/.320	0-2/4-12	.000/.333	32-50/10-14	.640/.714	40/30	5/5	12/13	3/7	6/2	16/29
VANDERBILT	36/20	28/28	64-48	+16	25-52/13-49	.481/.265	3-12/2-7	.250/.286	11-22/20-22	.500/.909	35/31	15/10	17/18	7/2	7/3	20/20
#13/12 Georgia	25/25	15/17	40-42	(2)	16-47/17-46	.340/.370	0-11/1-9	.000/.111	8-16/7-12	.500/.583	37/28	8/11	24/21	0/1	13/11	12/14
LSU	26/24	40/35	66-59	+7	23-62/25-54	.371/.463	5-19/3-7	.263/.429	15-24/6-12	.625/.500	42/37	14/13	10/18	5/7	10/6	16/21
Florida	24/17	28/27	52-44	+8	15-64/17-57	.234/.298	5-17/2-13	.294/.154	17-33/8-15	.515/.533	59/41	6/6	10/9	4/6	4/5	15/21
#5/4 KENTUCKY	19/19	36/31	55-50	+5	20-53/19-58	.377/.328	2-6/5-15	.333/.333	13-27/7-11	.481/.636	40/41	8/11	16/18	4/7	10/6	15/21
Arkansas	28/22	15/18	43-40	+3	17-48/16-50	.354/.320	3-14/3-12	.214/.250	6-13/5-12	.462/.417	31/38	9/10	16/17	5/1	12/8	10/14
AUBURN	28/22	31/29	59-51	+8	17-41/22-56	.415/.393	6-17/2-8	.353/.250	19-28/5-9	.679/.556	28/35	11/13	13/16	3/0	9/6	14/23

Note: Game totals are displayed in the format TEAM/OPPONENT for each category



2012-13 South Carolina Basketball
South Carolina Game-by-Game Highs (as of Feb 03, 2013)
All games



Opponent	Date	Score	Points	Rebounds	Assists	Steals	Blocked shots
ELON	11/09/12	77-44	15-BRUNER, Ashley	11-IBIAM, Elem	4-WALKER, leasia	5-DAVIS, Tiffany	2-IBIAM, Elem
at Louisiana Tech	11/12/12	82-58	17-BRUNER, Ashley	8-WELCH, Aleighsa MITCHELL, Tiffany WHITE, Sancheon	8-WALKER, leasia	2-WHITE, Sancheon WALKER, leasia WELCH, Aleighsa DOZIER, Asia	2-WELCH, Aleighsa
SAVANNAH STATE	11/15/12	78-47	13-WELCH, Aleighsa	12-BRUNER, Ashley WELCH, Aleighsa	5-WALKER, leasia	3-SESSIONS, Khadij	1-MONTOUT, Wilka
CLEMSON	11/18/12	64-43	16-MITCHELL, Tiffany BRUNER, Ashley	8-BRUNER, Ashley WALKER, leasia	4-WALKER, leasia	4-WALKER, leasia	1-WELCH, Aleighsa WHITE, Sancheon
vs Hampton	11/22/12	45-34	16-WELCH, Aleighsa	12-BRUNER, Ashley	2-MITCHELL, Tiffany BRUNER, Ashley	1-MONTOUT, Wilka WELCH, Aleighsa MITCHELL, Tiffany WHITE, Sancheon BRUNER, Ashley	1-IBIAM, Elem
vs Florida Gulf Coast	11/23/12	65-46	15-BRUNER, Ashley	11-WELCH, Aleighsa MITCHELL, Tiffany	3-MITCHELL, Tiffany	3-WHITE, Sancheon	None
vs DePaul	11/24/12	55-46	11-BRUNER, Ashley WALKER, leasia	12-BRUNER, Ashley	1-WELCH, Aleighsa	2-MITCHELL, Tiffany	1-WALKER, leasia BRUNER, Ashley MONTOUT, Wilka
DREXEL	11/28/12	58-55	14-MITCHELL, Tiffany	15-WELCH, Aleighsa	2-WHITE, Sancheon BRUNER, Ashley WALKER, leasia	4-BRUNER, Ashley	4-WHITE, Sancheon
at Seton Hall	12/02/12	55-42	14-WELCH, Aleighsa	11-MITCHELL, Tiffany	2-BRUNER, Ashley	5-BRUNER, Ashley	1-IBIAM, Elem WALKER, leasia WHITE, Sancheon
FURMAN	12/09/12	69-35	16-MITCHELL, Tiffany	9-IBIAM, Elem	2-SESSIONS, Khadij WHITE, Sancheon	5-MITCHELL, Tiffany WALKER, leasia	2-WHITE, Sancheon MONTOUT, Wilka BRUNER, Ashley
#1/1 STANFORD	12/19/12	49-53	17-WELCH, Aleighsa	8-BRUNER, Ashley	3-WALKER, leasia	4-WALKER, leasia	1-WHITE, Sancheon MITCHELL, Tiffany
SC STATE	12/21/12	65-45	21-MITCHELL, Tiffany	14-WELCH, Aleighsa	4-BRUNER, Ashley	6-WALKER, leasia	2-BRUNER, Ashley WALKER, leasia
WESTERN CAROLINA	12/29/12	66-44	12-MITCHELL, Tiffany	9-IBIAM, Elem	4-WALKER, leasia	5-WALKER, leasia	5-IBIAM, Elem
#12/13 TENNESSEE	01/03/13	53-73	14-MITCHELL, Tiffany	7-WHITE, Sancheon WALKER, leasia	3-WALKER, leasia	4-BRUNER, Ashley	1-IBIAM, Elem WALKER, leasia
at Mississippi State	01/06/13	60-46	16-WELCH, Aleighsa	7-WELCH, Aleighsa	3-WELCH, Aleighsa	3-WHITE, Sancheon	2-IBIAM, Elem
VANDERBILT	01/10/13	64-48	13-WELCH, Aleighsa	8-WHITE, Sancheon	5-WALKER, leasia	3-WHITE, Sancheon WALKER, leasia	3-WHITE, Sancheon
at #13/12 Georgia	01/13/13	40-42	19-WELCH, Aleighsa	10-MITCHELL, Tiffany	3-WALKER, leasia	6-WALKER, leasia	None
LSU	01/17/13	66-59	24-WALKER, leasia	12-BRUNER, Ashley	4-BRUNER, Ashley	5-WALKER, leasia	2-IBIAM, Elem
at Florida	01/20/13	52-44	15-SESSIONS, Khadij	12-WELCH, Aleighsa	2-DOZIER, Asia SESSIONS, Khadija	1-WALKER, leasia MITCHELL, Tiffany BRUNER, Ashley WELCH, Aleighsa	2-IBIAM, Elem
#5/4 KENTUCKY	01/24/13	55-50	16-WALKER, leasia	8-IBIAM, Elem WALKER, leasia	4-WALKER, leasia	3-WALKER, leasia	2-WALKER, leasia
at Arkansas	01/27/13	43-40	11-BRUNER, Ashley	8-MITCHELL, Tiffany	3-WALKER, leasia	5-WALKER, leasia BRUNER, Ashley	3-WELCH, Aleighsa
AUBURN	02/03/13	59-51	19-SESSIONS, Khadij	4-MITCHELL, Tiffany WALKER, leasia	5-WALKER, leasia	4-WALKER, leasia	1-WALKER, leasia WELCH, Aleighsa BRUNER, Ashley



2012-13 South Carolina Basketball
South Carolina Combined Team Statistics (as of Feb 03, 2013)
Conference games



RECORD:	OVERALL	HOME	AWAY	NEUTRAL
ALL GAMES	7-2	4-1	3-1	0-0
CONFERENCE	7-2	4-1	3-1	0-0
NON-CONFERENCE	0-0	0-0	0-0	0-0

#	Player	gp-gs	min	avg	Total			3-Point		F-Throw		Rebounds			pf	dq	a	to	blk	stl	pts	avg		
					fg-fga	fg%	3fg-fga	3fg%	ft-fa	ft%	off	def	tot	avg										
24	WELCH, Aleighsa	9-9	297	33.0	37-65	.569	0-0	.000	30-44	.682	30	26	56	6.2	18	0	11	9	6	8	104	11.6		
02	WALKER, leasia	9-9	302	33.6	34-93	.366	14-43	.326	18-34	.529	4	37	41	4.6	17	0	24	26	6	28	100	11.1		
21	BRUNER, Ashley	9-9	283	31.4	32-78	.410	0-1	.000	17-55	.309	22	41	63	7.0	19	0	11	23	5	15	81	9.0		
25	MITCHELL, Tiffany	9-9	293	32.6	24-83	.289	4-16	.250	23-33	.697	21	34	55	6.1	15	0	11	30	2	11	75	8.3		
05	SESSIONS, Khadijah	9-0	135	15.0	12-35	.343	4-16	.250	27-38	.711	4	11	15	1.7	13	0	9	11	0	2	55	6.1		
20	WHITE, Sancheon	9-9	234	26.0	12-51	.235	2-15	.133	7-9	.778	14	23	37	4.1	25	1	11	16	5	11	33	3.7		
33	IBIAM, Elem	9-0	124	13.8	11-30	.367	0-0	.000	5-12	.417	14	19	33	3.7	14	0	0	7	7	2	27	3.0		
31	DOZIER, Asia	8-0	81	10.1	3-27	.111	2-18	.111	1-2	.500	2	7	9	1.1	4	0	3	2	1	0	9	1.1		
12	MONTOUT, Wilka	8-0	51	6.4	2-13	.154	2-7	.286	2-2	1.000	6	5	11	1.4	2	0	2	1	1	0	8	1.0		
Team											17	15	32											
Total.....		9	1800		167-475	.352	28-116	.241	130-229	.568	134	218	352	39.1	127	1	82	129	33	77	492	54.7		
Opponents.....		9	1800		173-476	.363	28-94	.298	79-121	.653	99	221	320	35.6	176	5	89	142	42	51	453	50.3		

TEAM STATISTICS	SC	OPP	Date	Opponent	Score	Att.
SCORING	492	453	* 01/03/13	#12/13 TENNESSEE	L 53-73	3939
Points per game	54.7	50.3	* 01/06/13	at Mississippi State	w 60-46	1325
Scoring margin	+4.3	-	* 01/10/13	VANDERBILT	w 64-48	2810
FIELD GOALS-ATT	167-475	173-476	* 01/13/13	at #13/12 Georgia	L 40-42	3579
Field goal pct	.352	.363	< 01/17/13	LSU	w 66-59	1991
3 POINT FG-ATT	28-116	28-94	* 01/20/13	at Florida	w 52-44	1503
3-point FG pct	.241	.298	* 01/24/13	#5/4 KENTUCKY	w 55-50	3149
3-pt FG made per game	3.1	3.1	* 01/27/13	at Arkansas	w 43-40	2321
FREE THROWS-ATT	130-229	79-121	* 02/03/13	AUBURN	w 59-51	3797
Free throw pct	.568	.653				
F-Throws made per game	14.4	8.8	@ = U.S. Virgin Islands Paradise Jam (St. Thomas, USVI)			
REBOUNDS	352	320	< = Played at Carolina Coliseum (Columbia, S.C.)			
Rebounds per game	39.1	35.6	* = SEC Game			
Rebounding margin	+3.6	-	^ = SEC Tournament (Duluth, Ga.)			
ASSISTS	82	89				
Assists per game	9.1	9.9				
TURNOVERS	129	142				
Turnovers per game	14.3	15.8				
Turnover margin	+1.4	-				
Assist/turnover ratio	0.6	0.6				
STEALS	77	51				
Steals per game	8.6	5.7				
BLOCKS	33	42				
Blocks per game	3.7	4.7				
ATTENDANCE	15686	8728				
Home games-Avg/Game	5-3137	4-2182				
Neutral site-Avg/Game	-	0-0				

Score by Periods	1st	2nd	Totals
South Carolina	245	247	492
Opponents	201	252	453



2012-13 South Carolina Basketball
South Carolina Combined Team Statistics (as of Feb 03, 2013)
All games



RECORD:	OVERALL	HOME	AWAY	NEUTRAL
ALL GAMES	19-3	11-2	5-1	3-0
CONFERENCE	7-2	4-1	3-1	0-0
NON-CONFERENCE	12-1	7-1	2-0	3-0

#	Player	gp-gs	min	avg	Total		3-Point		F-Throw		Rebounds			pf	dq	a	to	blk	stl	pts	avg			
					fg-fga	fg%	3fg-fga	3fg%	ft-fa	ft%	off	def	tot									avg		
24	WELCH, Aleighsa	22-22	644	29.3	95-150	.633	1-1	1.000	73-107	.682	92	84	176	8.0	33	0	19	33	9	18	264	12.0		
25	MITCHELL, Tiffany	22-22	656	29.8	79-205	.385	14-40	.350	50-89	.562	48	88	136	6.2	42	0	31	61	3	32	222	10.1		
02	WALKER, leasia	22-22	703	32.0	70-200	.350	30-92	.326	40-69	.580	18	61	79	3.6	38	0	62	60	12	61	210	9.5		
21	BRUNER, Ashley	22-22	647	29.4	84-198	.424	0-4	.000	33-115	.287	67	90	157	7.1	38	0	30	54	13	36	201	9.1		
05	SESSIONS, Khadijah	22-0	327	14.9	32-85	.376	7-33	.212	45-68	.662	12	17	29	1.3	21	0	24	26	2	12	116	5.3		
20	WHITE, Sancheon	22-22	577	26.2	42-134	.313	8-34	.235	16-21	.762	36	49	85	3.9	47	1	24	25	15	26	108	4.9		
15	DAVIS, Tiffany	3-0	40	13.3	4-8	.500	1-4	.250	3-4	.750	1	3	4	1.3	2	0	4	2	0	5	12	4.0		
33	IBIAM, Elem	20-0	285	14.3	28-73	.384	0-0	.000	14-32	.438	34	47	81	4.1	28	0	2	13	18	5	70	3.5		
12	MONTOUT, Wilka	21-0	245	11.7	22-79	.278	5-24	.208	12-17	.706	23	15	38	1.8	19	0	7	12	5	3	61	2.9		
31	DOZIER, Asia	21-0	301	14.3	18-102	.176	12-74	.162	8-18	.444	14	30	44	2.1	27	1	17	14	4	6	56	2.7		
Team											41	49	90											
Total.....		22	4425		474-1234	.384	78-306	.255	294-540	.544	386	533	919	41.8	295	2	220	311	81	204	1320	60.0		
Opponents.....		22	4425		387-1127	.343	67-237	.283	204-294	.694	225	489	714	32.5	440	17	192	371	93	136	1045	47.5		

TEAM STATISTICS	SC	OPP	Date	Opponent	Score	Att.
SCORING	1320	1045	11/09/12	ELON	w 77-44	2912
Points per game	60.0	47.5	11/12/12	at Louisiana Tech	w 82-58	2160
Scoring margin	+12.5	-	11/15/12	SAVANNAH STATE	w 78-47	2480
FIELD GOALS-ATT	474-1234	387-1127	11/18/12	CLEMSON	w 64-43	4893
Field goal pct	.384	.343	@ 11/22/12	vs Hampton	w 45-34	424
3 POINT FG-ATT	78-306	67-237	@ 11/23/12	vs Florida Gulf Coast	w 65-46	486
3-point FG pct	.255	.283	@ 11/24/12	vs DePaul	w 55-46	427
3-pt FG made per game	3.5	3.0	11/28/12	DREXEL	wot 58-55	2675
FREE THROWS-ATT	294-540	204-294	12/02/12	at Seton Hall	w 55-42	432
Free throw pct	.544	.694	12/09/12	FURMAN	w 69-35	2618
F-Throws made per game	13.4	9.3	12/19/12	#1/1 STANFORD	L 49-53	8118
REBOUNDS	919	714	12/21/12	SC STATE	w 65-45	3874
Rebounds per game	41.8	32.5	12/29/12	WESTERN CAROLINA	w 66-44	3248
Rebounding margin	+9.3	-	* 01/03/13	#12/13 TENNESSEE	L 53-73	3939
ASSISTS	220	192	* 01/06/13	at Mississippi State	w 60-46	1325
Assists per game	10.0	8.7	* 01/10/13	VANDERBILT	w 64-48	2810
TURNOVERS	311	371	* 01/13/13	at #13/12 Georgia	L 40-42	3579
Turnovers per game	14.1	16.9	< 01/17/13	LSU	w 66-59	1991
Turnover margin	+2.7	-	* 01/20/13	at Florida	w 52-44	1503
Assist/turnover ratio	0.7	0.5	* 01/24/13	#5/4 KENTUCKY	w 55-50	3149
STEALS	204	136	* 01/27/13	at Arkansas	w 43-40	2321
Steals per game	9.3	6.2	* 02/03/13	AUBURN	w 59-51	3797
BLOCKS	81	93				
Blocks per game	3.7	4.2				
ATTENDANCE	46504	12657				
Home games-Avg/Game	13-3577	6-1887				
Neutral site-Avg/Game	-	3-446				

@ = U.S. Virgin Islands Paradise Jam (St. Thomas, USVI)
 < = Played at Carolina Coliseum (Columbia, S.C.)
 * = SEC Game
 ^ = SEC Tournament (Duluth, Ga.)

Score by Periods	1st	2nd	OT	Totals
South Carolina	634	683	3	1320
Opponents	492	553	0	1045