

## Gamecock Bowl Scoreboard

Year	Bowl	Opponent	Result	Score	Head Coach	Final Record	Notes
1946	Gator	Wake Forest	Lost	14-26	Johnnie McMillan	2-4-3	First bowl appearance
1969	Peach	West Virginia	Lost	3-14	Paul Dietzel	7-4-0	ACC Champion
1975	Tangerine	Miami (Ohio)	Lost	7-20	Jim Carlen	7-5-0	Carlen's first team
1979	Hall of Fame	Missouri	Lost	14-24	Jim Carlen	8-4-0	First eight-win season
1980	Gator	Pittsburgh	Lost	9-37	Jim Carlen	8-4-0	Rogers wins Heisman
1984	Gator	Oklahoma State	Lost	14-21	Joe Morrison	10-2-0	Fire Ants & Black Magic
1987	Gator	Louisiana State	Lost	13-30	Joe Morrison	8-4-0	Black Magic returns
1988	Liberty	Indiana	Lost	10-34	Joe Morrison	8-4-0	Started season 6-0
1995	Carquest	West Virginia	Won	24-21	Brad Scott	7-5-0	First bowl win
2001	Outback	Ohio State	Won	24-7	Lou Holtz	8-4-0	SEC's biggest turnaround
2002	Outback	Ohio State	Won	31-28	Lou Holtz	9-3-0	Back-to-back bowl wins
2005	Independence	Missouri	Lost	31-38	Steve Spurrier	7-5-0	Spurrier's first team
2006	Liberty	Houston	Won	44-36	Steve Spurrier	8-5-0	Highest scoring bowl game
2009	Outback	Iowa	Lost	14-31	Steve Spurrier	7-6-0	Return to New Year's Day bowl

### Individual Statistics

**Most Carries:** 27, George Rogers vs. Pittsburgh (1980 Gator)  
**Most Yards Rushing:** 133, George Rogers vs. Missouri (1979 Hall of Fame)  
**Longest Run from Scrimmage:** 34, Ryan Brewer vs. Ohio State (2002 Outback)  
**Most Passes Attempted:** 47, Todd Ellis vs. Louisiana State (1987 Gator)  
**Most Passes Completed:** 28, Todd Ellis vs. Louisiana State (1987 Gator)  
**Most Yards Passing:** 323, Blake Mitchell vs. Houston (2006 Liberty)  
**Most Touchdowns Passing:** 4, Blake Mitchell vs. Houston (2006 Liberty)  
**Longest Pass Completion:** 57 yards, Mike Hold to Ira Hillary vs. Oklahoma State (1984 Gator)  
**Most Pass Receptions:** 12, Sidney Rice vs. Missouri (2005 Independence)  
**Most Yards Receiving:** 191, Sidney Rice vs. Missouri (2005 Independence)  
**Most Punting Yards:** 338, Rodney Price vs. Indiana (1988 Liberty)  
**Most Punts:** 9, Rodney Price vs. Indiana (1988 Liberty)  
**Best Punting Average:** 47.7, Tyeler Dean vs. Ohio State (2002 Outback)  
**Longest Punt:** 70, Tyeler Dean vs. Ohio State (2002 Outback)  
**Most Interceptions:** 2, Deandre Eiland vs. Ohio State (2001 Outback)  
**Longest Interception Return:** 90, Dutch Brems vs. Wake Forest (1946 Gator — Gator Bowl Record)  
**Most Yards Total Offense:** 345 yards, Blake Mitchell vs. Houston (2006 Liberty)  
**Most Punt Returns:** 3, Kenny McKinley vs. Missouri (2005 Independence)  
**Longest Punt Return:** 35, Pat Bowen vs. Pittsburgh (1980 Gator)  
**Most Punt Return Yards:** 36, Pat Bowen vs. Pittsburgh (1980 Gator)  
**Longest Kickoff Return:** 49, Ryan Brewer vs. Ohio State (2002 Outback)  
**Most Field Goals:** 2, Collin Mackie vs. Louisiana State (1987 Gator)  
**Longest Field Goal:** 49, Collin Mackie vs. Louisiana State (1987 Gator)  
**Longest Scoring Run:** 11, Garry Harper vs. Pittsburgh (1980 Gator)  
**Longest Scoring Pass:** 57, Mike Hold to Ira Hillary vs. Oklahoma State (1984 Gator)  
**Most Points:** 18, Ryan Brewer vs. Ohio State (2001 Outback)  
**Most Touchdowns:** 3, Ryan Brewer vs. Ohio State (2001 Outback)  
**Longest Scoring Play:** 90-yard interception return, Dutch Brems vs. Wake Forest (1946 Gator — Gator Bowl Record)


### Team Statistics

**Most First Downs:** 25, vs. Houston (2006 Liberty)  
**Most Yards Rushing:** 218, vs. Ohio State (2001 Outback)  
**Most Rushes:** 51, vs. Ohio State (2001 Outback)  
**Most Yards Passing:** 323, vs. Houston (2006 Liberty)  
**Most Passing Attempts:** 50, vs. Iowa (2009 Outback)  
**Most Pass Completions:** 28, vs. Louisiana State (1987 Gator)  
**Most Passes Had Intercepted:** 4, vs. Louisiana State (1987 Gator)  
**Most Touchdown Passes:** 4, vs. Houston (2006 Liberty)  
**Most Total Offense:** 512, vs. Houston (2006 Liberty)  
**Most Plays:** 84, vs. Louisiana State (1987 Gator)  
**Most Penalties:** 10, vs. Iowa (2009 Outback)  
**Most Yards Penalized:** 100, vs. Iowa (2009 Outback)  
**Fewest Penalties:** 1, vs. Wake Forest (1946 Gator)  
**Fewest Yards Penalized:** 5, vs. Wake Forest (1946 Gator)  
**Most Interceptions By:** 3, vs. Pittsburgh (1980 Gator)  
**Most Points:** 44, vs. Houston (2006 Liberty)  
**Fewest Points:** 3, vs. West Virginia (1969 Peach)  
**Fewest Points Allowed:** 7, vs. Ohio State (2001 Outback)  
**Most Points Allowed:** 38 vs. Missouri (2005 Independence)

### Opponent Team Statistics

**Most First Downs:** 27, by Houston (2006 Liberty)  
**Most Yards Rushing:** 368, by Wake Forest (1946 Gator)  
**Most Rushes:** 79, by West Virginia (1969 Peach)  
**Most Yards Passing:** 392, by Houston (2006 Liberty)  
**Most Passing Attempts:** 43, by Missouri (2005 Independence)  
**Most Pass Completions:** 27, by Houston (2006 Liberty)  
**Most Passes Had Intercepted:** 3, by Pittsburgh (1980 Gator)  
**Most Touchdown Passes:** 3, by Louisiana State (1987 Gator) and by Houston (2006 Liberty)  
**Most Total Offense:** 575, by Indiana (1988 Liberty)  
**Most Plays:** 85, by Oklahoma State (1984 Gator)  
**Most Penalties:** 11, by Pittsburgh (1980 Gator)  
**Most Yards Penalized:** 107, by Louisiana State (1987 Gator)  
**Fewest Penalties:** 2, by West Virginia (1969 Peach)  
**Fewest Yards Penalized:** 21, by Oklahoma State (1984 Gator)  
**Most Interceptions By:** 4, by Louisiana State (1987 Gator)

**WARREN MUIR** is one of the most unsung of all Gamecock running backs. Muir, whom Coach Paul Dietzel described as "the toughest inside runner I've ever coached," helped lead Carolina to the 1969 Atlantic Coast Conference Championship and Peach Bowl berth against West Virginia.



*Warren Muir*

**JEFF GRANTZ** goes down as one of the best two-sport athletes in Carolina history. In 1975, Grantz led the Gamecocks to the Tangerine Bowl against Miami of Ohio, where he threw for 228 yards against the Redskins. Grantz was named second-team All-America that season and also played on USC's baseball squad that advanced to the championship game of the College World Series earlier that spring.




*Jeff Grantz*

**GEORGE ROGERS** led Carolina to back-to-back bowl games in 1979 and 1980. The Gamecocks played in the Hall of Fame Bowl against Missouri in 1979 and squared off against fourth-ranked Pittsburgh in the 1980 Gator Bowl. Rogers won the Heisman Trophy in 1980 when he led the nation in rushing and was a consensus first-team All-America pick. His 133 yards rushing vs. Missouri is a USC bowl game record.



*George Rogers*

**STEVE TANEYHILL** may have been one of the most flamboyant players to ever don the Garnet and Black. Taneyhill led USC to its first bowl win in school history – the 1995 Carquest Bowl over West Virginia – and was named MVP of that game. Taneyhill, whose long hair and swagger gave him a unique presence as the team's quarterback, threw for 227 yards and one touchdown and also ran for one score in the 24-21 Carquest Bowl victory over the Mountaineers.



*Steve Taneyhill*

**STANLEY PRITCHETT** played an instrumental role on South Carolina's 1995 Carquest Bowl championship team. Pritchett was an all-purpose back who rushed for 81 yards on 13 carries and scored one touchdown in Carolina's 24-21 victory over West Virginia.



*Stanley Pritchett*

**RYAN BREWER** turned in one of the most memorable performances ever by a Gamecock when he earned MVP honors at the 2001 Outback Bowl. Brewer dismantled Ohio State, rushing for 109 yards on 19 carries and catching three passes for another 92 yards. He was responsible for all of USC's touchdowns, scoring on runs of seven and two yards and was on the receiving end of a 28-yard TD pass early in the fourth quarter that put the game out of reach. In all, he tallied 214 all-purpose yards in helping lead the Gamecocks to a convincing 24-7 victory over Ohio State. The victory was even sweeter for Brewer, who was named Mr. Football his senior year in Ohio, but was not offered a scholarship by the Buckeyes.



*Ryan Brewer*

**PHIL PETTY** put the finishing touches on USC's 9-3 season in 2002 by leading Carolina to its second straight Outback Bowl victory over Ohio State. Petty was named the game's MVP, after throwing for 227 yards and two touchdowns. Carolina had built a 28-0 lead, only to see Ohio State come roaring back to tie the score at 28 late in the fourth quarter. Daniel Weaver provided the game-winning three points, when he connected on a 42-yard field goal on the game's final play. Petty, who was a three-year starter for the Gamecocks, commandeered the most successful two-year period in the history of Carolina football, leading the Gamecocks to 17 victories (8-4 and 9-3) in 2000 and 2001.



*Phil Petty*

**SHELDON BROWN** was a two-time All-American for the Gamecocks (2000-01) and turned in one of the biggest plays at the 2002 Outback Bowl, when he returned an Ohio State interception 37 yards to help set up Daniel Weaver's game-winning field goal that beat the Buckeyes. Brown was a semi-finalist for the Jim Thorpe Award and was also named first-team All-SEC.



*Sheldon Brown*

**SIDNEY RICE** turned in one of the best receiving days in school history when he torched the Missouri defense for a bowl game record 12 catches and 191 yards, including nine receptions for 170 yards in the first half alone, in the 2005 Independence Bowl. He added eight catches for 139 yards and a touchdown in the 2006 Liberty Bowl win over Houston.



*Sidney Rice*


**BLAKE MITCHELL** was the 2006 Liberty Bowl MVP after completing 19-of-29 passes for a school-record 323 yards and four touchdowns in a win over Houston. In two bowl games, Mitchell completed 39-of-67 passes for 589 yards and six TDs.



*Blake Mitchell*

## 2009 Outback Bowl

Jan. 1 ♦ Tampa, Fla. ♦ 55,117



Iowa's Shonn Greene rushed for 121 yards and three touchdowns, helping the Hawkeyes defeat South Carolina 31-10 in the 2009 Outback Bowl.

Iowa (9-4) won for the sixth time in seven games while South Carolina (7-6) lost its last three straight down the stretch.

Greene scored on a pair of 1-yard runs to help Iowa build a 21-0 halftime lead, then added an 11-yarder to make it 31-0 late in the third quarter. South Carolina scored on Chris Smelley's 10-yard TD pass to Jared Cook and Ryan Succop's 48-yard field goal in the fourth quarter.

After struggling offensively in losses to Florida and Clemson, Gamecocks coach Steve Spurrier decided to start quarterback Stephen Garcia, a highly-regarded redshirt freshman from Tampa.

But Garcia turned the ball over four times in the first half and was replaced by Smelley after going 9-for-18 for 79 yards and three interceptions.

His first pass was intercepted and returned 29 yards set up an Iowa touchdown, then the dual-threat quarterback fumbled on his first run to give the Gamecocks turnovers on two of their first four offensive plays.

The next two South Carolina possessions ended with interceptions. After Bradley Fletcher picked off Garcia in the end zone, Iowa drove 80 yards to take a 21-0 lead on Greene's second touchdown.

Stanzi was 13-for-19 for 148 yards, including a 6-yard TD throw to Trey Stross on the first drive of the game. Smelley finished 16-of-31 for 174 yards.

Iowa 31  
South Carolina 10

### Scoring Summary

USC 0 0 0 10 - 10  
IOWA 14 7 10 0 - 31

#### 1st Quarter

UI Stross 6-yard pass from Stanzi (Murray kick) (13 plays, 64 yards, TOP 7:21); 7:39

UI Greene 1-yard run (Murray kick) (5 plays, 18 yards, TOP 1:58); 4:41

#### 2nd Quarter

UI Greene 1-yard run (Murray kick) (9 plays, 80 yards, TOP 4:59); 8:09

#### 3rd Quarter

UI Murray 18-yard field goal (10 plays, 42 yards, TOP 5:28); 9:09

UI Greene 11-yard run (Murray kick) (9 plays, 66 yards, TOP 4:56); 0:04

#### 4th Quarter

USC J. Cook 10-yard pass from Smelley (Succop kick) (6 plays, 68 yards, TOP 1:29); 13:35

USC Succop 48-yard field goal (10 plays, 54 yards, TOP 2:37); 2:02

### Game Statistics

	USC	UI
First Downs	17	22
Net Yards Rushing	43	181
Rushing Attempts	14	47
Net Yards Passing	270	147
Cmp.-Att.-Int.	26-50-3	13-19-2
Total Offense Yards	313	328
Total Offense Plays	64	66
Fumbles: No.-Lost	2-2	2-1
Penalties: No.-Yards	10-100	6-50
Punts-Yards	2-85	2-88
Avg. Yards Per Punt	42.5	44.0
Punt Returns: No.-Yards	1-5	0-0
Kickoff Returns: No.-Yards	6-125	3-44
Interceptions: No.-Yards	2-0	3-74
Possession Time	24:06	35:54
Third Down Conversions	5-11	8-12
Fourth Down Conversions	1-2	0-0
Red Zone Scores-Chances	1-1	5-5
Sacks By: No.-Yards	1-11	1-3
Field Goals	1-2	1-2

#### CAROLINA INDIVIDUAL STATISTICS

**Passing:** Smelley 31-16-0-179; Garcia 18-9-3-79; McKinley 1-1-0-12.

**Rushing:** Garcia 5-25; Maddox 3-17; M. Davis 3-2; Baker 3-(-1).


**Receiving:** McKinley 6-86; J. Barnes 5-40; M. Davis 3-26; M. Brown 3-23; J. Cook 2-23; Wallace 2-10; Baker 1-42; Kingrey 1-9; Maddox 1-6; Saunders 1-6; DiMarco 1-(-1).

**Tackle Leaders:** J. Brinkley 11; Norwood 9; Culliver 7; Munnerlyn 4; Stewart 4.

Defensive end Jordin Lindsey came

## 2006 Liberty Bowl

Dec. 29 ♦ Memphis, Tenn. ♦ 56,103



up with two turnovers for a defense that made the stops that mattered most, and South Carolina beat Houston 44-36 in the Liberty Bowl for its first bowl victory under Steve Spurrier.

Blake Mitchell tied a bowl record by throwing four touchdown passes, Cory Boyd ran for two more TDs as the Gamecocks (8-5) finished Spurrier's second season with their best record since going 9-3 in 2001.

Kevin Kolb, making his 50th start at quarterback for Houston (10-4) and leading the nation's sixth-best offense, finished 26-of-39 for 386 yards and three touchdowns.

Houston led 28-27 at the half – a Liberty Bowl record for points in a half – but South Carolina held the Cougars to 63 yards in the third quarter when the Gamecocks took control. They sacked Kolb three times, forced two turnovers and stopped the Cougars twice on fourth down in the fourth quarter.

The Cougars and Gamecocks combined for 588 yards in the first half, much of it just before halftime. The second quarter took 61 minutes, and a game that was tied at 7 went haywire. In the final three minutes of the half, four TDs were scored in a span 12 plays – the last a 77-yard TD catch by Houston's Vincent Marshall with 11 seconds left.

Mitchell, the game's Most Valuable Player, was 19-of-29 for 323 yards.

South Carolina 44  
Houston 36

### Scoring Summary

USC 7 20 3 14 - 44  
UH 7 21 0 8 - 36

#### 1st Quarter

UH Marshall 32-yard pass from Kolb (Bell kick) (6 plays, 80 yards, TOP 2:01); 12:59

USC C. Boyd 2-yard run (Succop kick) (9 plays, 51 yards, TOP 3:45); 2:09

#### 2nd Quarter

USC Pavlovic 1-yard pass from Mitchell (Succop kick failed) (6 plays, 64 yards, TOP 2:24); 10:47

UH Hafner 4-yard pass from Kolb (Bell kick) (12 plays, 80 yards, TOP 4:35); 6:12

USC Rice 19-yard pass from Mitchell (Succop kick) (1 play, 19 yards, TOP 0:13); 2:53

UH Battle 42-yard run (Bell kick) (3 plays, 50 yards, TOP 0:44); 2:09

USC C. Boyd 9-yard run (Succop kick) (7 plays, 65 yards, TOP 1:27); 0:42

UH Marshall 77-yard pass from Kolb (Bell kick) (1 play, 77 yards, TOP 0:31); 0:11

#### 3rd Quarter

USC Succop 45-yard field goal (12 plays, 52 yards, TOP 5:05); 9:55

#### 4th Quarter

USC McKinley 43-yard pass from Mitchell (Succop kick) (6 plays, 78 yards, TOP 2:22); 12:15

USC McKinley 43-yard pass from Mitchell (Succop kick) (3 plays, 50 yards, TOP 1:52); 7:39

UH Battle 3-yard run (Alridge run) (6 plays, 55 yards, TOP 1:57); 5:42

### Game Statistics

	USC	UH
First Downs	25	27
Net Yards Rushing	189	135
Rushing Attempts	41	33
Net Yards Passing	323	392
Cmp.-Att.-Int.	19-29-1	27-40-1
Total Offense Yards	512	527
Total Offense Plays	70	73
Fumbles: No.-Lost	1-0	2-1
Penalties: No.-Yards	9-93	4-40
Punts-Yards	2-90	3-127
Punt Average	45.0	42.3
Punt Returns: No.-Yards	1-11	1-11
Kickoff Returns: No.-Yards	4-67	3-86
Interceptions: No.-Yards	1-6	1-0
Possession Time	33:19	26:41
Third Down Conversions	6-12	7-13
Fourth Down Conversions	1-2	2-4
Sacks By: No.-Yards	3-18	3-12
Field Goals	1-2	0-0

#### CAROLINA INDIVIDUAL STATISTICS


**Passing:** Mitchell 29-19-1-323.

**Rushing:** C. Boyd 18-94; Davis 14-72; Mitchell 8-22; Whiteside 1-1.

**Receiving:** Rice 8-139; C. Boyd 4-45; McKinley 3-112; Stafford 2-19; Newton 1-7; Pavlovic 1-1.

**Tackle Leaders:** J. Brinkley 11; Bennett 6; Four players tied with 5.

**2005 Independence Bowl**  
 Missouri 38  
 South Carolina 31  
 Dec. 30 ♦ Shreveport, La. ♦ 41,332



South Carolina's game plan of keeping Brad Smith in check worked great – for a half, anyway.

Then, the Missouri quarterback broke loose, rushing for three touchdowns – including a 1-yarder in the final minutes – and passing for another to rally the Tigers for a 38-31 victory over the Gamecocks.

Smith accounted for 431 yards of Missouri's 504 yards as the Tigers staged their biggest comeback victory of the year.

Missouri (6-6) trailed 21-0 after the first quarter as Steve Spurrier's Gamecocks dominated the first half. South Carolina (7-5) outgained Missouri 312 yards to 174 in the first half and held the football almost 11 minutes longer (20:02-9:58). The Tigers didn't convert a third down until the final 58 seconds of the half.

The Gamecocks were led by quarterback Blake Mitchell, who completed 20-of-38 passes for 266 yards and two touchdowns, wide receiver Sidney Rice, who caught 12 passes for 191 yards and freshman tailback Mike Davis, who ran for 125 yards on 18 carries.

With the Gamecocks on the verge of going up by four scores, Marcus King turned the momentum Missouri's way by grabbing Mitchell's pass at the goal line and returning it 99 yards to make it 21-7 in the second quarter.

**2002 Outback Bowl**  
 South Carolina 31  
 Ohio State 28  
 Jan. 1 ♦ Tampa Bay, Fla. ♦ 66,249

**Scoring Summary**

USC	21	7	0	3	-	31
MU	0	14	7	17	-	38

**1st Quarter**  
**USC** Rice 23-yard pass from Mitchell (Brown kick) (7 plays, 80 yards, TOP 2:53); 12:07  
**USC** Davis 5-yard run (Brown kick) (4 plays, 20 yards, TOP 2:20); 9:37  
**USC** Askins 20-yard pass from Mitchell (Brown kick) (5 plays, 69 yards, TOP 1:59); 7:11

**2nd Quarter**  
**MU** King 99-yard interception return (Crossett kick); 6:49  
**USC** Davis 2-yard run (Brown kick) (7 plays, 64 yards, TOP 2:21); 4:28  
**MU** Coffman 5-yard pass from Smith (Crossett kick) (8 plays, 77 yards, TOP 1:33); 0:20


**3rd Quarter**  
**MU** Smith 31-yard run (Crossett kick) (7 plays, 85 yards, TOP 2:15); 2:41

**4th Quarter**  
**MU** Smith 4-yard run (Crossett kick) (8 plays, 39 yards, TOP 2:12); 14:22  
**MU** Crossett 50-yard field goal (8 plays, 7 yards, TOP 2:44); 10:14  
**USC** Brown 30-yard field goal (13 plays, 57 yards, TOP 5:58); 4:16  
**MU** Smith 1-yard run (Crossett kick) (5 plays, 77 yards, TOP 2:03); 2:13

**Game Statistics**

	USC	MU
First Downs	21	21
Net Yards Rushing	142	203
Rushing Attempts	32	40
Net Yards Passing	266	301
Cmp.-Att.-Int.	20-38-3	23-43-1
Total Offense Yards	408	504
Total Offense Plays	70	83
Fumbles: No.-Lost	1-0	1-1
Penalties: No.-Yards	5-52	8-87
Punts-Yards	6-240	5-229
Punt Average	40.0	45.8
Punt Returns: No.-Yards	3-29	1-0
Kickoff Returns: No.-Yards	6-177	2-38
Interceptions: No.-Yards	1-0	3-103
Possession Time	31:19	28:41
Third Down Conversions	5-13	6-19
Fourth Down Conversions	1-1	4-5
Sacks By: No.-Yards	0-0	1-8
Field Goals	1-1	1-2

**CAROLINA INDIVIDUAL STATISTICS**  
**Passing:** Mitchell 38-20-3-266.  
**Rushing:** Davis 18-125; Wallace 7-14; Heffner 2-8; Team 1-0; Mitchell 3(-1); Clark 1(-4).  
**Receiving:** Rice 12-191; Davis 3-11; Wallace 2-12; Askins 1-20; Clark 1-20; McKinley 1-12.  
**Tackle Leaders:** Laury 12; Simpson 9; Joseph 5; T. Davis 5; Lambert 5.



Daniel Weaver's 42-yard field goal on the final play of the game gave South Carolina its second-consecutive Outback Bowl victory, 31-28. USC finished the season with a 9-3 record, which marked only the second time in school history that the school recorded more than eight wins in a season (1984; 10-2).

For the first time in school history, USC won consecutive bowl games and its final national ranking of No. 13 was the program's highest since 1984.

USC thwarted a 28-point Ohio State second-half comeback after dominating the first three quarters. Andrew Pinnock ran for 49 yards on 12 carries and scored two touchdowns for the Gamecocks. Brian Scott had seven receptions for 83 yards and scored his seventh career touchdown on a seven-yard strike from Phil Petty. Andrea Gause scored on a 50-yard bomb from Petty in the third quarter.

Petty was named the MVP as he completed 19-of-37 attempts for 227 yards and two TDs.

With less than 30 seconds left in the game, USC's Sheldon Brown picked off a Steve Bellisari pass to end a potential OSU drive and raced 37 yards to the Ohio State 29-yard line.

Ohio State did not get on the board until the last play of the third quarter, and rallied to tie the contest at 28 with just less than two minutes to play.

**Scoring Summary**

USC	0	14	14	3	-	31
OSU	0	0	7	21	-	28

**2nd Quarter**  
**USC** Pinnock 1-yard run (Weaver kick) (6 plays, 78 yards, TOP 3:49); 12:37  
**USC** Scott 7-yard pass from Petty (Weaver kick) (9 plays, 63 yards, TOP 4:07); 6:54

**3rd Quarter**  
**USC** Gause 50-yard pass from Petty (kick failed) (6 plays, 78 yards, TOP 2:04); 12:56  
**USC** Pinnock 10-yard run (Watson pass) (12 plays, 93 yards, TOP 5:41); 5:38  
**OSU** Bellisari 2-yard run (Nugent kick) (12 plays, 77 yards, TOP 5:38); 0:00

**4th Quarter**  
**OSU** Sanders 16-yard pass from Bellisari (Nugent kick) (7 plays, 59 yards, TOP 1:54); 10:18  
**OSU** Wells 1-yard run (Nugent kick) (3 plays, 23 yards, TOP 0:39); 5:02  
**OSU** Sanders 9-yard pass from Bellisari (Nugent kick), (7 plays, 89 yards, TOP 2:02); 1:54  
**USC** Weaver 42-yard field goal (4 plays, 4 yards, TOP 0:23); 0:00

**Game Statistics**

	USC	OSU
First Downs	17	21
Net Yards Rushing	120	64
Rushing Attempts	36	35
Net Yards Passing	227	324
Cmp.-Att.-Int.	19-37-1	22-37-1
Total Offense Yards	347	388
Total Offense Plays	73	72
Fumbles: No.-Lost	0-0	0-0
Penalties: No.-Yards	8-43	6-40
Punts: No.-Yards	6-286	5-233
Punt Average	47.7	44.6
Possession Time	31:23	28:37
Sacks By: No.-Yards	3-24	3-21

**CAROLINA INDIVIDUAL STATISTICS**  
**Passing:** Petty 37-19-1-227.  
**Rushing:** Brewer 5-61; Pinnock 12-49; Watson 11-27; Jenkins 1-2; Pinkins 1-0; Petty 6(-19).  
**Receiving:** Scott 7-83; Watson 4-37; Gause 3-72; Brewer 2-17; Pinnock 2-10; Thomas 1-8.  
**Tackle Leaders:** Gause 10; Moore 7; Of-ford 7; Brown 6; Nesmith 6.

## 2001 Outback Bowl


Jan. 1 ♦ Tampa Bay, Fla. ♦ 65,229

South Carolina 24  
Ohio State 7

## 1995 Carquest Bowl

Jan. 2 ♦ Miami, Fla. ♦ 50,833

South Carolina 24  
West Virginia 21



### Scoring Summary

USC	0	3	7	14	-	24
OSU	0	0	0	7	-	7

#### 2nd Quarter

**USC** Corse 23-yard field goal  
(10 plays, 47 yards, TOP 4:15); 12:42

#### 3rd Quarter

**USC** Brewer 7-yard run (Corse kick)  
(7 plays, 28 yards, TOP 3:10); 10:53  
**OSU** Gurr 0-yard fumble recovery (Stultz kick)  
(3 plays, 66 yards, TOP 1:15); 3:51

#### 4th Quarter

**USC** Brewer 28-yard pass from Petty (Corse kick)  
(4 plays, 43 yards, TOP 0:54); 14:17  
**USC** Brewer 2-yard run (Corse kick)  
(12 plays, 45 yards, TOP 7:10); 6:11

### Game Statistics

	USC	OSU
First Downs	18	16
Net Yards Rushing	218	85
Rushing Attempts	51	33
Net Yards Passing	175	173
Cmp.-Att.-Int.	9-19-1	16-28-1
Total Offense Yards	393	258
Total Offense Plays	70	61
Fumbles: No.-Lost	1-0	3-1
Penalties: No.-Yards	7-50	9-65
Punts: No.-Yards	4-187	6-225
Punt Average	46.8	37.5
Possession Time	33:33	26:27
Sacks By: No.-Yards	4-23	1-9

#### CAROLINA INDIVIDUAL STATISTICS

**Passing:** Petty 19-9-1-175.

**Rushing:** Brewer 19-109; Pinnock 11-33; Smith 7-33; Petty 7-23; Alexander 5-11; Scott 1-7; Spikes 1-2.

**Receiving:** Brewer 3-92; Kelly 3-43; Scott 3-40.

**Tackle Leaders:** Harney 8, Eiland 7; Wadley 6; Edwards 5; Offord 5.



### Scoring Summary

USC	7	10	7	0	-	24
WVU	0	7	14	0	-	21

#### 1st Quarter

**USC** Foster 2-yard pass from Taneyhill (Morton kick); (6 plays, 35 yards, TOP 2:16); 12:34

#### 2nd Quarter

**USC** Morton 47-yard field goal  
(7 plays, 40 yards, TOP 2:07); 12:34  
**WVU** Walker 24-yard run (Baumann kick)  
(5 plays, 67 yards, TOP 2:44); 9:50  
**USC** Taneyhill 4-yard run (Morton kick)  
(13 plays, 66 yards, TOP 7:14); 2:36

#### 3rd Quarter

**WVU** Purnell 6-yard pass from Johnston (Baumann kick)  
(4 plays, 45 yards, TOP 2:08); 11:09  
**USC** Pritchett 1-yard run (Morton kick)  
(7 plays, 49 yards, TOP 3:15); 2:40  
**WVU** Purnell 7-yard pass from Johnston (Baumann kick)  
(7 plays, 70 yards, TOP 1:56); 0:34

### Game Statistics

	USC	WVU
First Downs	21	16
Net Yards Rushing	148	150
Rushing Attempts	41	32
Net Yards Passing	227	240
Cmp.-Att.-Int.	26-36-0	19-32-1
Total Offense Yards	375	390
Total Offense Plays	77	64
Fumbles: No.-Lost	6-2	3-2
Punts: No.-Yards	4-141	2-108
Punt Average	35.2	54.0
Penalties: No.-Yards	6-38	7-55
Possession Time	35:26	24:34
Sacks By: No.-Yards	6-23	4-50

#### CAROLINA INDIVIDUAL STATISTICS

**Passing:** Taneyhill 36-26-0-227.

**Rushing:** Bennett 14-100; Pritchett 13-53; Bridges 2-13; Reddick 1-4; Troop 1-1; Taneyhill 9-(-11); Robinson 1-(-12).

**Receiving:** Nicklow 7-51; Pritchett 5-56; Bennett 4-16; Reddick 1-20; Owens 2-19; Harris 2-20; Robinson 1-44.

South Carolina capped off its amazing turnaround season with an impressive 24-7 win over Ohio State in the 2001 Outback Bowl.

Claiming only the second bowl victory in the program's history, the Gamecocks ended the season 8-4 and ranked No. 19 in the AP rankings and No. 21 in the USA Today/ESPN poll.

Sophomore running back Ryan Brewer had a day to remember. The Troy, Ohio, native, who chose Carolina over his home-state university, dismantled the Buckeyes both on the ground and in the air. Brewer carried the ball 19 times, gaining 109 yards, and caught three passes for another 92 yards. The eventual game MVP was responsible for all of USC's touchdowns, scoring on runs of seven and two yards and a 28-yard TD reception early in the fourth quarter that put the game out of reach.

Also contributing on the offense for USC was quarterback Phil Petty. The junior was 9-of-19 for 175 yards and a touchdown. Jermale Kelly and Brian Scott each caught three passes.

Defensively, the Gamecocks were led by linebacker Kenny Harney who had a total of eight tackles (six unassisted), with two of those going for a loss. True freshman Deandre' Eiland contributed from his free safety position with two interceptions and tackles with three of them adding up to 17 yards of lost yardage for the Buckeyes.

The 1994 Gamecocks etched their names in the school's football record books by winning the first bowl game in school history with a 24-21 win over West Virginia at Joe Robbie Stadium.

Carolina took advantage of an early West Virginia fumble on the game's first play. Steve Taneyhill's touchdown pass to Boomer Foster staked USC to an early lead that it never relinquished.

The lead grew to 10-0 when Reed Morton was successful on a 47-yard field goal. The Mountaineers then marched 67 yards on five plays, with tailback Robert Walker running it in from 24 yards out to make the score 10-7.

Carolina retaliated with a 66-yard, 13-play drive of its own. Taneyhill, the game's MVP, ran four yards for the score, leaping into the end zone to give the Gamecocks a 17-7 halftime lead.


West Virginia scored on its first possession of the second half. After a Carolina punt, the Mountaineers began to drive again. Gamecock free safety Ben Washington made the defensive play of the day when he picked off a Chad Johnston pass. Seven plays later, Stanley Pritchett dove into the end zone and USC led 24-14.

WVU's Johnston found Lovett Purnell for a second TD to cut the lead to 24-21.

WVU threatened late in the fourth quarter before being held on downs with 3:52 left. While attempting to run out the clock, Pritchett broke free and was heading in for a score when Aaron Beasley came from behind and stripped the ball. WVU took possession at its own three with 1:14 left. However, two incompletions and a sack were all the Mountaineers could muster.

## 1988 Liberty Bowl

Dec. 28 ❖ Memphis, Tenn. ❖ 39,210



The Gamecocks suffered their eighth bowl defeat in as many tries as the Indiana Hoosiers won the 30th Liberty Bowl Classic, 34-10, in front of 39,210 in Memphis, Tenn., on a windy and cold day.

The game saw the Hoosiers roll up a Liberty Bowl record total of 575 yards, while holding South Carolina to 153. South Carolina quarterback Todd Ellis completed 15-of-37 attempts for 130 yards and threw three interceptions. The Gamecocks' only touchdown came as a result of a blocked punt by Keith McDonald and Antonio Walker. Mike Tolbert picked up the football and ran it into the end zone for six points. Collin Mackie's extra point was good. Mackie also connected on a 43-yard field goal.

Indiana was led by quarterback Dave Schnell who completed 16-of-31 passes for 378 yards. Running back Anthony Thompson led the Hoosiers with 140 yards rushing.

Thompson began the scoring with a seven-yard touchdown run in the first quarter, and the Hoosiers would add 10 more second-quarter points to take a 17-0 halftime lead.

The gamebreaking play occurred on the first snap of the fourth quarter when Schnell, the game's Most Valuable Player, hooked up with wide receiver Rob Turner on an 88-yard touchdown pass that upped the IU lead to 27-10.

Indiana 34  
South Carolina 10

### Scoring Summary

IU	7	10	3	14	-	34
USC	0	0	10	0	-	10

#### 1st Quarter

IU Thompson 7-yard run (Stoyanovich kick); 9:23

#### 2nd Quarter

IU Miller 10-yard pass from Schnell (Stoyanovich kick); 5:54

IU Stoyanovich 28-yard field goal; 0:30

#### 3rd Quarter

USC Tolbert 34-yard return of blocked punt (Mackie kick); 12:19

IU Stoyanovich 19-yard field goal; 8:31

USC Mackie 43-yard field goal; 3:36

#### 4th Quarter

IU Turner 88-yard pass from Schnell (Stoyanovich kick); 14:45

IU Thompson 8-yard run (Stoyanovich kick); 8:31

### Game Statistics

	IU	USC
First Downs	23	12
Net Yards Rushing	185	23
Net Yards Passing	290	130
Cmp.-Att.-Int.	17-32-1	15-37-3
Total Offense Yards	575	153
Punts: No.-Yards	6-157	9-339
Punt Average	26.2	37.6
Penalties: No.-Yards	6-40	2-15

#### CAROLINA INDIVIDUAL STATISTICS


**Passing:** Ellis 37-15-3-130.

**Rushing:** Green 11-41; Dingle 2-17; Haynes 3-5; Bing 1-2; Williams 1-2; Ellis 9-(-44).

**Receiving:** Haynes 3-15; Brooks 2-35; Parlor 2-22; Green 2-18; Platt 2-8; Rush 1-11; Watson 1-11; Bing 1-5; Miller 1-5.

## 1987 Gator Bowl

Dec. 31 ❖ Jacksonville, Fla. ❖ 82,119



Seventh-ranked Louisiana State struck early and never looked back in posting a 30-13 victory over ninth-ranked South Carolina before a Mazda Gator Bowl crowd of 82,119 on New Year's Eve afternoon in Jacksonville.

The Gamecocks' "50" defense designed by defensive coordinator Joe Lee Dunn was unsuccessful in stopping LSU's quarterback-wide receiver combination of Tom Hodson and Wendell Davis. Hodson completed 20 of 32 attempts for 224 yards and three touchdowns, two of which came in the first six minutes of play. Davis, the Gator Bowl Most Valuable Player for the Bengal Tigers, had nine receptions for 132 yards and three touchdowns.

Offensively for the Gamecocks, the "Run and Shoot" led by quarterback Todd Ellis, was ineffective against LSU's defense. Ellis was still able to pass for over 300 yards on 28-of-47 attempts. However, Ellis was intercepted four times. Louisiana State was able to return the interceptions for 132 yards total.

South Carolina running back Harold Green was named the Gator Bowl Most Valuable Player for the Gamecocks as he rushed 15 times for 72 yards and South Carolina's only touchdown.

Freshman placekicker Collin Mackie was good on field goals from 44 and 39 yards, both of which came in the first half.

Louisiana State 30  
South Carolina 13

### Scoring Summary

USC	3	3	0	7	-	14
LSU	14	6	7	2	-	30

#### 1st Quarter

LSU Davis 39-yard pass from Hodson (Brown dyke kick); 13:31

LSU Davis 12-yard pass from Hodson (Brown dyke kick); 9:59

USC Mackie 49-yard field goal; 3:04

#### 2nd Quarter

LSU Brown dyke 29-yard field goal; 14:03

USC Mackie 39-yard field goal; 7:59

LSU Brown dyke 18-yard field goal; 0:01

#### 3rd Quarter

LSU Davis 25-yard pass from Hodson (Brown dyke kick); 12:34

#### 4th Quarter

USC Green 10-yard run (Mackie kick); 14:47

LSU Brown dyke 23-yard field goal; 8:17

### Game Statistics

	USC	LSU
First Downs	21	17
Net Yards Rushing	25	122
Rushing Attempts	33	39
Net Yards Passing	304	224
Cmp.-Att.-Int.	28-47-4	20-32-0
Total Offense Yards	329	346
Total Offense Plays	80	71
Fumbles: No.-Lost	2-1	5-3
Penalties: No.-Yards	6-49	10-107
Punts: No.-Yards	2-81	3-113
Punt Average	40.5	37.6
Possession Time	30:58	29:02
Sacks By: No.-Yards	0-0	7-63

#### CAROLINA INDIVIDUAL STATISTICS

**Passing:** Ellis 47-28-4-304.


**Rushing:** Green 15-72; Bing 4-7; Bethea 1-9; Ellis 11-(-61); Sharpe 2-(-2).

**Receiving:** Green 7-45; Sharpe 6-53; Smith 4-79; Bethea 4-69.

**Tackle Leaders:** Philpot 11; Edwards 10; Hart 10; Windsor 9; Robinson 8.

## 1984 Gator Bowl

Dec. 28 ♦ Jacksonville, Fla. ♦ 82,138



Seventh-ranked South Carolina, leading ninth-ranked Oklahoma State 14-13, allowed a final 88-yard drive for a touchdown, capped off by tight end Barry Hanna's reception for a 25-yard touchdown play.

Hanna's effort got him into the end zone, running through Gamecock defenders down the sidelines and diving over the goal line. The loss ended South Carolina's season at 10-2 — the best record in school history.

South Carolina was plagued all night with fumbles, ending many critical drives in the first half. South Carolina was held to only 71 yards in total offense during that time while Oklahoma State built up a 13-0 lead. In less than two minutes of possession time, South Carolina took the lead 14-13. Quinton Lewis threw for a 24-yard touchdown to Chris Wade and minutes later quarterback Mike Hold fired a 57-yard touchdown pass to wide out Ira Hillary for the go-ahead score. But, the Gamecock defense, which had been on the field most of the night, could not hold off a fourth quarter Cowboy rally.

The Gamecocks were dominated in nearly every category and perhaps in the most crucial department, fumbles as well. South Carolina fumbled six times, losing three of them, including an early fumble that stopped a South Carolina drive inside the Cowboy 25-yard line.

South Carolina finished the season ranked 11th in the Associated Press poll and 13th in the United Press International poll. But, USC was Top 10 according to Sports Illustrated, USA Today, The Sporting News, ESPN, Football News and the Cable News Network.

## Oklahoma State 21 South Carolina 14

### Scoring Summary

OSU	7	6	0	8	-	21
USC	0	0	14	0	-	14

#### 1st Quarter

**OSU** Thomas 1-yard run (Roach kick); (12 plays, 69 yards, TOP 5:19); 8:16

#### 2nd Quarter

**OSU** Hilger 6-yard pass from Thomas (kick failed) (15 plays, 74 yards, TOP 5:16); 9:39

#### 3rd Quarter

**USC** Wade 24-yard pass from Q. Lewis (Hagler kick) (4 plays, 71 yards, TOP 0:56); 7:36

**USC** Hillary 57-yard pass from Hold (Hagler kick) (2 plays, 77 yards, TOP 0:40); 2:44

#### 4th Quarter

**OSU** Hanna 25-yard pass from Hilger (Harris pass from Hilger) (11 plays, 88 yards, 2:37); 1:04

### Game Statistics

	OSU	USC
First Downs	21	15
Net Yards Rushing	165	104
Rushing Attempts	43	42
Net Yards Passing	211	194
Cmp.-Att.-Int.	25-42-1	8-21-1
Total Offense Yards	376	298
Total Offense Plays	85	63
Fumbles: No.-Lost	2-0	6-3
Penalties: No.-Yards	3-21	5-38
Punts: No.-Yards	5-177	7-292
Punt Average	35.4	41.7
Possession Time	34:28	25:32
Third Down Conversions	9-18	7-17

#### CAROLINA INDIVIDUAL STATISTICS

**Passing:** Hold 20-7-1-170; Lewis 1-1-0-23.

**Rushing:** Lewis 6-36; Hold 18-33; Dewey 13-20; Smith 2-12; Brown 3-3.

**Receiving:** Hillary 2-75; Poole 1-45; Wade 1-24; Corley 1-14; Dendy 1-14; Bacon 1-12.

**Tackle Leaders:** Seawright 15; Vogel 12; Hill 11, McIntee 7.

## 1980 Gator Bowl

Dec. 29 ♦ Jacksonville, Fla. ♦ 72,287



### Scoring Summary

PITT	10	7	17	3	-	37
USC	0	3	0	6	-	9

#### 1st Quarter

**PITT** Trocan 1-yard run (Trout kick); 10:57

**PITT** Trout 35-yard field goal; 1:11

#### 2nd Quarter

**USC** Leopard 39-yard field goal; 7:05

**PITT** Collier 3-yard pass from Marino (Trout kick); 2:05

#### 3rd Quarter

**PITT** Trout 25-yard field goal; 8:00

**PITT** McMillan 3-yard run (Trout kick); 4:34

**PITT** McMillan 42-yard pass from Trocan (Trout kick); 0:39

#### 4th Quarter

**PITT** Trout 29-yard field goal; 5:32

**USC** Gillespie 14-yard pass from Beckham (kick failed); 3:26

### Game Statistics

	PITT	USC
First Downs	22	17
Net Yards Rushing	165	116
Rushing Attempts	40	40
Net Yards Passing	233	168
Cmp.-Att.-Int.	17-35-3	11-27-3
Total Offense Yards	398	284
Total Offense Plays	75	67
Fumbles: No.-Lost	1-1	3-2
Penalties: No.-Yards	11-73	3-12
Punts: No.-Yards	3-91	7-210
Punt Average	30.3	30.0
Possession Time	32:33	27:27
Third Down Conversions	7-14	5-15

#### CAROLINA INDIVIDUAL STATISTICS

**Passing:** Harper 16-7-1-116; Beckham 10-4-1-52; Reeves 1-0-1.

**Rushing:** Rogers 27-113; Wright 4-23; Harper 4-7; Reeves 3-(-2); Beckham 2-(-11).

**Receiving:** Scott 7-109; Gillespie 2-32; Cornett 1-14; Gettel 1-13.

**Tackle Leaders:** Baxley 16; Kater 14; Ellis 10; Allen 9.

South Carolina's second trip to the prestigious Gator Bowl was not much better than the first trip — 34 years before. The Pitt Panthers, gunning for a national championship, poured it on the Gamecocks, 37-9.

The game matched two nationally-ranked teams. Pitt came in with the #4 national ranking and South Carolina was ranked 17th. In addition, two of the nation's best athletes, South Carolina's George Rogers and Pitt's Hugh Green, were showcased. Rogers, who rushed for 113 yards, had won the Heisman Trophy while Green, who recorded five tackles, was honored as the nation's finest lineman with the Outland Trophy.

An unusually cold evening with temperatures in the 40s and 15 mph winds greeted the teams and South Carolina didn't react to the adverse conditions from the word go. Rogers broke open for a nice seven-yard gain on the first play, but fumbled with the Panthers recovering on the South Carolina 29 yard line. Seven plays and four minutes later Pitt scored to take a 7-0 lead, a lead they would not relinquish.

South Carolina finally got on the scoreboard before the half on a 39-yard Eddie Leopard field goal. At the half Pittsburgh led 17-3 and led 34-3 by the end of the third quarter as turnovers and an inability to move the ball plagued the Gamecocks.

Pat Bowen picked off a pass and returned it 31 yards to the 14-yard line with 3:34 left to play in the game. Quarterback Gordon Beckham then connected with Tim Gillespie for South Carolina's lone touchdown.

## 1979

### Hall of Fame Bowl

Missouri 24

South Carolina 14

Dec. 28 ♦ Birmingham ♦ 62,785

It appeared that Carolina was going to break its postseason losing streak in the third annual Hall of Fame Bowl, but the Gamecocks fell short in a 24-14 loss to Missouri.

South Carolina took the opening kickoff and behind the running of George Rogers and the passing and catching of Garry Harper and Zion McKinney, scored a 20-yard touchdown pass.

Led by All-Big Eight quarterback Phil Bradley, the Tigers' responded with a 22-yard field goal.

Percey Reeves was hit and fumbled on the ensuing kickoff with the Tigers recovering on the 28. Bradley hit Newman with a scoring strike eight seconds later and USC was never to lead again.

Missouri took over again and moved the ball 30 yards to go up 17-6 before the half. The Gamecocks cut the deficit to 17-14, but Missouri answered for the final points.

Bradley was named the game's MVP while Rogers was tabbed as the Offensive Player of the Game after rushing for 133 yards on 25 carries.

### Scoring Summary

MU 0 17 7 0 - 24  
USC 6 0 8 0 - 14

#### 1st Quarter

USC McKinney 20-yard pass from Harper (run failed)

#### 2nd Quarter

MU Verrilli 22-yard field goal

MU Newman 28-yard pass from Bradley (Verrilli kick)

MU Bradley 1-yard run (Verrilli kick)

#### 3rd Quarter

USC Harper 11-yard run (McKinney pass from Harper)

MU Ellis 12-yard run (Verrilli kick)

### Game Statistics

	MU	USC
First Downs	17	20
Net Yards Rushing	209	142
Rushing Attempts	52	47
Net Yards Passing	72	121
Cmp.-Att.-Int.	7-11-0	13-20-1
Total Offense Yards	281	263
Fumbles: No.-Lost	2-1	1-1
Punts: No.-Yards	6-266	6-210
Punt Average	44.3	35.0
Penalties: No.-Yards	5-50	2-16

#### CAROLINA INDIVIDUAL STATISTICS

**Passing:** Harper 19-13-1-121.

**Rushing:** Rogers 15-133; Clark 10-48.

**Receiving:** McKinney 5-87; Rogers 3-18.

## 1975

### Tangerine Bowl

Miami (Ohio) 20

South Carolina 7

Dec. 20 ♦ Orlando ♦ 20,247

Despite a brilliant individual effort by Jeff Grantz, South Carolina lost to Miami (Ohio), 20-7, marking their third bowl defeat in as many tries. Grantz passed for 228 yards, hitting on 18-of-29 passes.

South Carolina took the opening kickoff and marched down the field on a well directed attack by Grantz only to miss a 26-yard field goal.

A short punt set Miami up for its initial score, coming on a five-yard run by Carpenter after a 42-yard, seven-play drive. Carpenter scored on another run just prior to the half to give Miami a 14-0 lead and they ran that to 17-0 early in the third quarter.

Grantz's passing enabled South Carolina to finally get on the scoreboard with 1:41 left in the third quarter. He passed for 60 yards during the 13-play, 73-yard drive. The score came on a three-yard Tom Amrein dive.

Miami added another field goal midway through the fourth quarter and although the Gamecocks threatened, taking the ball to the Miami five-yard line, that was the end of the scoring.

### Scoring Summary

MU 7 7 3 3 - 20  
USC 0 0 7 0 - 7

#### 1st Quarter

MU Carpenter 5-yard run (Johnson kick)

#### 2nd Quarter

MU Carpenter 1-yard run (Johnson kick)

#### 3rd Quarter

MU Johnson 47-yard field goal

USC Amrein 3-yard run (Marino kick)

#### 4th Quarter

MU Johnson 33-yard field goal

### Game Statistics

	MU	USC
First Downs	19	17
Net Yards Rushing	238	56
Rushing Attempts	60	30
Net Yards Passing	137	228
Cmp.-Att.-Int.	10-13-1	18-29-1
Total Offense Yards	375	284
Fumbles: No.-Lost	0-0	1-0
Punts: No.-Yards	4-143	6-269
Punt Average	35.8	44.8
Penalties: No.-Yards	5-35	3-24

#### CAROLINA INDIVIDUAL STATISTICS

**Passing:** Grantz 29-18-1-228.

**Rushing:** Williams 9-57; Long 11-19; Amrein 2-9; Grantz 7-(-11); Chastain 1-(-17).

**Receiving:** Logan 9-109; Stephens, 4-51;

Thomas 1-25; Amrein 1-10; Long 1-3;

Nemeth 1-12; Williams 1-3.

## 1969

### Peach Bowl

West Virginia 14

South Carolina 3

Dec. 30 ♦ Atlanta, Ga. ♦ 48,452

South Carolina's first bowl game in 24 years was a defensive battle. West Virginia and Carolina combined for just 17 points in a 14-3 WVA win.

West Virginia scored on its first possession of the game. Following a short punt, the Mountaineers set up shop on their own 34-yard line. They marched 66 yards in 10 plays capped by Gresham's 10-yard run to go up 7-0.

Carolina threatened to score late in the first half. Tommy Suggs passed the team down the field and had a first-and-goal at the West Virginia 10 before a fumble thwarted the drive.

But a West Virginia fumble of a punt set up a score just before the half and place kicker Bill DuPre booted through a 37-yard kick to get on the board.

Neither team scored in the third quarter. The fourth quarter saw Carolina mount one serious drive that was stalled by a pass interception. West Virginia scored once more, thanks to another pass interception, scoring with just 23 seconds left in the game.

Williams rushed for 208 yards on 35 carries to account for most of the offense for the Mountaineers.

### Scoring Summary

WV 7 0 0 7 - 14  
USC 0 3 0 0 - 3

#### 1st Quarter

WV Gresham 10-yard run (Braxton kick)

#### 2nd Quarter

USC DuPre 37-yard field goal

#### 4th Quarter

WV Braxton 1-yard run (Braxton kick)

### Game Statistics

	WV	USC
First Downs	21	11
Net Yards Rushing	356	64
Rushing Attempts	79	38
Net Yards Passing	3	126
Cmp.-Att.-Int.	1-3-0	11-23-2
Total Offense Yards	359	190
Fumbles: No.-Lost	6-3	1-1
Punts: No.-Yards	4-104	6-236
Punt Average	26.0	39.3
Penalties: No.-Yards	2-30	5-65

#### CAROLINA INDIVIDUAL STATISTICS

**Passing:** Suggs 17-9-1-98; Yoakum

6-2-1-28.

**Rushing:** Muir 18-52; Holloman 7-18;

Yoakum 2-10; Suggs 11-(-16).

**Receiving:** Holloman 5-33; Hamrick 4-64;

Muir 2-29.

## 1946

### Gator Bowl

Wake Forest 26

South Carolina 14

Jan. 1 ♦ Jacksonville ♦ 7,362

Despite a record-breaking 90-yard pass interception return for a touchdown, the South Carolina Gamecocks fell to old nemesis Wake Forest, 26-14 in the inaugural Gator Bowl.

This was the first bowl outing for the Gamecocks and the first and last season for coach Johnnie McMillan. He was filling in for coach Rex Enright who was completing his military obligation. Enright had a lot to do with the Gamecocks receiving the bid as he was stationed in the Jacksonville area.

The game was a rematch of sorts since weeks before Carolina and Wake Forest had played to a 13-13 deadlock. But playing in 55 degree weather before a near capacity crowd did not serve well.

Wake Forest jumped off to an early 6-0 first-quarter lead on a three-yard run by Nick Sacrinty. But the Gamecocks used the one-yard burst by Bobby Giles and a Dutch Brems extra point to grab a 7-6 half time lead.

Wake Forest regained the lead with a Dick Brinkley run and the kick was blocked to lead, 12-7. Brinkley scored another touchdown early in the fourth quarter and added a 25-yard Bob Smathers run to blow to a 26-7 lead.

The only joy left for South Carolina in its first bowl appearance was the record-setting return by Brems.

### Scoring Summary

WF 6 0 6 14 - 26  
USC 0 7 0 7 - 14

#### 1st Quarter

WF Sacrinty 3-yard run (kick failed)

#### 2nd Quarter

USC Giles 1-yard run (Brems kick)

#### 3rd Quarter

WF Brinkley 3-yard run (kick blocked)

#### 4th Quarter

WF Brinkley 1-yard run (Sacrinty kick)

WF Smathers 25-yard run (Sacrinty kick)

USC Brems 90-yard interception return (Brems kick)

### Game Statistics

	WF	USC
First Downs	23	7
Net Yards Rushing	368	101
Net Yards Passing	20	80
Cmp.-Att.-Int.	1-6-2	4-13-1
Total Offense Yards	388	181
Punt Average	27.0	37.0
Yards Penalized	70	5



## Blue-Gray Game

2003	Deandre Eiland	DB
1999	Corey Atkins	LB
1997	Ben Washington	DB
1996	Randy Wheeler	OT
	Marcus Robinson	WR
	Brad Scott	Asst. coach
	John Eason	Asst. coach
1995	James Dexter	OT
	Steve Taneyhill	QB
1993	Ernest Dixon	OLB
1991	Eddie Miller	WR
1990	Sparky Woods	Asst. coach
	David Bibee	Asst. coach
	Corey Miller	DE
	Calvin Stephens	OT
1985	Leonard Burton	C
	Kent Hagood	RB
1978	Danny Clancy	C
1976	Steve Courson	OG
	Bill Currier	DB
1974	Jay Lynn Hodgkin#	HB
	Buck Thompson	OT
1973	Thad Rowe	DB
1972	Neville Files	DB
1971	Jimmy Mitchell	FL
1970	Rusty Ganas%	DT
	Doug Hamrick	TE
	Tommy Suggs#	QB
1968	Bob Mauro	C
	Wally Orrel	DB
1965	J.R. Wilburn	SE
1963	Tom Gibson	G
1962	Billy Gambrell*	HB
	Jim Moss	T
1956	Mackie Prickett	QB
1953	Clyde Bennett	E
1951	Larry Smith	C
	Steve Wadiak	RB
1942	Louis Sossamon	C
1939	Ed Clary*	HB

\* Voted Outstanding Gray Back

#Voted Game's Outstanding Player

%Voted Outstanding Gray Lineman

## East-West Shrine Game

2008	Jasper Brinkley	LB
	Jamon Meredith	OT
2007	Cory Boyd	RB
2006	Syvelle Newton	WR
2005	Jabari Levey	OT
2004	Darrell Shropshire	DT
2002	Andrew Pinnock	RB
2001	Andre Goodman	CB
	Willie Offord	S
1995	Stanley Pritchett	RB
1989	Harold Green	RB
1987	Brad Edwards	DB
	Sterling Sharpe	WB
1984	Frank Wright	DT
1981	Chuck Slaughter	OT
1980	Willie Scott	TE
1979	Rick Sanford	DB
1976	Steve Courson	DB
1975	Jeff Grantz	QB
1973	Darrell Austin	OT
1972	John LeHeup	DT
1971	Dick Harris	DB
1967	Ben Garnto	WB
	Jimmy Gobble	C
1966	Bobby Bryant	DB
	Stan Juk	DB
1954	Johnny Gramling	QB
1945	Skimp Harrison	E

## Grid Iron Classic

2004	John Strickland	C
2003	Jeremiah Garrison	LB
2002	Rashad Faison	DB
	Corey Jenkins	DB
	Dennis Quinn	DE
	Cedric Williams	OL
2000	Cecil Caldwell	DT
	Jermale Kelly	WR

## Hula Bowl

2006	Chris White	C
2004	Darrell Shropshire	DT
2002	James Adkisson	WR
	Ryan Brewer	WR/RB
	Shane Hall	OL
1998	Lee Wiggins	DB
1997	Duce Staley	RB
1995	James Dexter	OT
1987	Joe Morrison	Asst. coach
1985	Leonard Burton	C
	Thomas Dendy	RB
1980	Ed Baxley	LB
	George Rogers	RB
1975	Jeff Grantz	QB
1973	John LeHeup	DT
1972	Dick Harris	DB
1968	Ben Garnto	WB
1967	Bobby Bryant	DB

## Senior Bowl

2008	Kenny McKinley	WR
2006	Fred Bennett	CB
2004	George Gause	DE
	Darrell Shropshire	DT
2003	Travelle Wharton	OL
2001	Sheldon Brown	CB
	Melvin Paige	OT
1999	John Abraham	OLB
	Arturo Freeman	DB
1998	Jamar Nesbit	OL
1995	Stanley Pritchett	RB
	Steve Taneyhill	QB
1994	Brandon Bennett	RB
1993	Mathew Campbell	TE
	Ernest Dixon	OLB
	Corey Louchiey	OT
1992	Ernest Dye	OT
1991	Robert Brooks	WR
1988	Derrick Little	DE
1987	Sterling Sharpe	WB
1985	Leonard Burton	C
1984	James Seawright	LB
1982	Andrew Provence	DL
1981	Chuck Slaughter	OT
1980	George Rogers	RB
	George Schechterly	OT
1979	Rick Sanford	DB
1973	Rick Brown	LB
1963	Billy Gambrell	HB
1959	Alex Hawkins	HB
1957	Sam DeLuca	T
1955	Frank Mincevich	G
1952	Steve Wadiak	RB
1951	Bishop Strickland	B

## Canadian-American Bowl

1979	Max Runager	P
1975	Mike McCabe	C
1973	Mike Haggard	FL
1972	Bo Davies	WR
	Dennis Ford	OG
1969	Roy Don Reeves	DB

## Coaches' All-America Game

1973	John LeHeup	DT
1972	Bo Davies	DB
1970	Warren Muir	FB
1963	Billy Gambrell	HB

## Japan Bowl

1988	Kevin Hendrix	DE
1981	Robert Perlotte	DB
1975	Jeff Grantz	QB

## North-South Shrine Game

1971	Tyler Hellams	DB
1968	Roy Don Reeves	DB
1960	Jerry Frye	E
1959	Ed Pitts	T
	John Saunders	FB
1958	King Dixon	B
1957	Julius Derrick	E
1956	Sam DeLuca	T
	Buddy Frick	E
1955	Carl Brazell	HB
	Joe Silas	E
1954	Frank Mincevich	G
	Bill Wohrman	FB
1953	Jim Kincaid	HB
1951	Harry Jabbusch	LB
1950	Dave Sparks	G
	Bishop Strickland	B
1949	Roger Wilson	E
1948	Ed Dew	G
	Claude Harrison	B

## Rex Enright Award (Captain's Cup)

The Rex Enright Award, given to the previous season's captains, is named in honor of the Carolina football coach with the longest coaching tenure. Enright, whose name also graces the Carolina athletics department office building, guided USC on the football field for 15 seasons (1938-42, 46-55).

2008	Jasper Brinkley	LB
	Kenny McKinley	WR
	Eric Norwood	LB
	Justin Sorensen	OT
2007	Casper Brinkley	DE
	Andy Boyd	TE
	Cory Boyd	RB
	William Brown	OC
2006	Fred Bennett	CB
	Ike Crofoot	ST
	Chris White	OC
2005	Josh Brown	PK
	Na'Shan Goddard	OL
	Orus Lambert	DE
	Daccus Turman	FB
2004	Jonathan Alston	OL
	Dondrial Pinkins	QB
	Preston Thorne	DL
	Rodriques Wilson	LB
2003	Jeremiah Garrison	LB
	Dunta Robinson	CB
	Hart Turner	TE
	Travelle Wharton	OT
2002	Ryan Brewer	WR
	Jonathan Martin	DB
	Langston Moore	DT
	Cedric Williams	OL
2001	Kalimba Edwards	OLB
	Larrell Johnson	OL
	Phil Petty	QB
	Brian Scott	WR
	John Stamper	DL
2000	Jermale Kelly	WR
	Andre Offing	LB
	Cecil Caldwell	DT
	Cleveland Pinkney	DT

1999	John Abraham	OLB
	Corey Atkins	LB
	Trey Pennington	TE
1998	Zola Davis	WR
	Ryan Koop	LB
	Homer Torrance	CB
1997	Ed Hrubiec	OG
	Lee Wiggins	DB
1996	Randy Wheeler	OT
	Benji Young	LB
1995	Hank Campbell	LB
	Steve Taneyhill	QB
1994	Brandon Bennett	RB
	Tony Watkins	DB
	Toby Cates	WR
1993	Rob DeBoer	RB
	Ernest Dixon	OLB
1992	Ernest Dixon	OLB
	Antoine Rivers	OG
1991	Jay Killen	C
	Eddie Miller	WR
1990	Ike Harris	OT
	Kurt Wilson	DT
1989	Todd Ellis	QB
	Scott Windsor	OLB
1988	Randy Harwell	C
	Kevin Hendrix	DE
	Robert Robinson	CB
1987	Brad Edwards	FS
	Roy Hart	NG
	Sterling Sharpe	WB
1986	Scott Hagler	PK
	Kenneth Robinson	LB
	Anthony Smith	RB
1985	Thomas Dendy	RB
	Jim Desmond	QB
	Tony Guyton	DE
1984	Bryant Gilliard	DB
	Harry South	DE
	Del Wilkes	OG
1983	Dominique Blasingame	TE
	Mike Durrah	LB
1982	Tim Dyches	OG
	Andrew Provence	DT
1981	Chuck Slaughter	OT
	Emanuel Weaver	MG
1980	Chuck Allen	OT
	George Rogers	RB
1979	Fred David	OG
	Bill Lane	OT
	Scott Wade	LB
1978	Bill Janus	MG
	Tony Penny	OL
	Max Runager	P
1977	David Prezioso	LB
	Jerome Provence	OT
1976	Steve Courson	OG
	Bill Currier	DB
	Clarence Williams	RB
1975	Jeff Grantz	RB
	Gary Mott	LB
1974	Jay Lynn Hodgkin	RB
	Jerry Witherspoon	OG
1973	Darrell Austin	C
	Dana Carpenter	LB
1972	Rick Brown	DE
1971	Dick Harris	LB
1970	Dave DeCamilla	OG
	Jimmy Poston	DT
1969	Don Buckner	LB
	Pat Watson	DB
1968	Johnny Gregory	TE
1967	Joe Komorski	DT
	Don Somma	DL
1966	Bobby Bryant	DB