



# SOUTH CAROLINA MEN'S BASKETBALL



## OPENING TIP

Date: Saturday, Feb. 1, 2014

Tipoff: 1:47 p.m. ET

Location: Oxford, Miss.

Arena: C.M. "Tad" Smith Coliseum (8,867)

Series: Ole Miss leads 16-15

Last Meeting: Ole Miss win, 75-74, on Jan. 18, 2014, in Columbia, S.C. (Colonial Life Arena)

Broadcast: SEC TV

Talent: Dave Baker (pxp), Daymeon Fishback (analyst)

Radio: Gamecock Radio Network/107.5 The Game in Columbia

Sirius: N/A; XM: N/A

Talent: Andy Demetra (pxp), Casey Manning (analyst)

Tickets: www.OleMissSports.com

Live Stats: www.GamecocksOnline.com

## GAME 21



**SOUTH CAROLINA  
GAMECOCKS**  
(8-12, 1-6 SEC)

- VS -

**OLE MISS  
REBELS**  
(14-6, 5-2 SEC)



Ranking: AP/Coaches (-/-)  
Head Coach: Frank Martin  
Record at SC: 22-30 (2nd)  
Career Rec.: 139-84 (7th)  
vs. Ole Miss: 1-2  
SID: Emily Feeney

Stat Leaders (per game):  
Points: Thornwell (13.2)  
Rebs: Carrera (4.8)  
Assists: Notice (2.9)  
Blocks: Carrera (0.9)  
Steals: Williams (1.1)

Ranking: AP/Coaches (-/-)  
Head Coach: Andy Kennedy  
Record at OM: 166-93 (8th)  
Career Rec.: 187-106 (9th)  
vs. SC: 4-5  
SID: Daniel Snowden

Stat Leaders (per game):  
Points: Henderson (19.1)  
Rebounds: Jones (7.2)  
Assists: Summers (3.7)  
Blocks: Jones (2.6)  
Steals: Henderson (1.5)

## 2013-14 SCHEDULE

DATE	OPPONENT (TV)	TIME/RESULT
N. 3	USC Aiken (exhib.)	W, 84-72
N. 9	Longwood	W, 82-44
N. 12	at No. 23/25 Baylor \$ (ESPN)	L, 66-64
N. 17	at Clemson (ESPN3)	L, 71-57
N. 24	FIU (SPSO/FSCR)	W, 84-72

D. 6	at No. 9/11 Oklahoma State ! (ESPNU)	L, 79-52
D. 17	Manhattan	L, 86-68
D. 19	USC Upstate (SPSO/FSCR)	L, 74-68
D. 22	vs. Saint Mary's % (ESPNU)	W, 78-71
D. 23	Boise State % (ESPN2)	L, 80-54
D. 25	Akron % (ESPN2)	W, 69-59
D. 28	Akron (ESPNU)	W, 78-45
D. 30	Marshall (CSS)	W, 92-65

J. 3	SC State (SPSO/FSCR)	W, 82-75
J. 8	at No. 10/11 Florida* (CSS)	L, 74-58
J. 11	LSU* (SECTV)	L, 71-68
J. 15	at Texas A&M* (SECTV)	L, 75-67
J. 18	Ole Miss* (FSN)	L, 75-74
J. 22	at Georgia* (SECTV)	L, 97-76
J. 25	at (RV/RV) Missouri* (SECTV)	L, 82-74
J. 29	Texas A&M* (ESPN3)	W, 80-52

F. 1	at Ole Miss* (SECTV)	1:30 p.m.
F. 5	Auburn* (ESPN3)	7:30 p.m.
F. 8	at Tennessee* (ESPNU)	3 p.m.
F. 12	Vanderbilt* (SECTV)	8 p.m.
F. 15	Alabama* (SECTV)	4 p.m.
F. 19	at Arkansas* (CSS)	9 p.m.
F. 22	Georgia* (SECTV)	1:30 p.m.
F. 26	at Auburn* (FSN)	9 p.m.

M. 1	Kentucky* (ESPN/2)	6 p.m.
M. 4	Florida* (ESPNU)	7 p.m.
M. 8	at Mississippi State* (SECTV)	4 p.m.
M.	at SEC Tournament (Atlanta, Ga.)	TBA

All home games in **bold** | All times listed Eastern

\* indicates SEC contest | + indicates exhibition | **SPSO/FSCR** - SportSouth/Fox Sports Carolinas | **SECTV**-SEC TV | **CSS**- CharterSports SE | **FSN** - Fox Sports | **\$** - ESPN College Hoops Marathon (Waco, Texas) | **!** - Big 12/SEC Challenge (Stillwater, Okla.) | **%** - Hawaiian Airlines Diamond Head Classic (Honolulu, HI.)

## PROBABLE STARTERS

South Carolina	Ht.	Wt.	Yr.	Hometown	PPG	RPG	MPG
G - #0 Sindarius Thornwell	6-5	206	Fr.	Lancaster, S.C.	13.2	4.0	26.6
G - #1 Brenton Williams	5-11	172	Sr.	Kissimmee, Fla.	12.9	1.8	26.1
G - #10 Duane Notice	6-2	221	Fr.	Woodbridge, Ontario	7.3	2.4	21.6
F - #24 Michael Carrera	6-5	214	So.	Anzoátegui, Venezuela	7.1	4.8	18.5
F - #21 Demetrius Henry	6-9	215	Fr.	Miami, Fla.	5.3	4.1	20.7

Ole Miss	Ht.	Wt.	Yr.	Hometown	PPG	RPG	MPG
G - #2 Jarvis Summers	6-3	186	Jr.	Jackson, Miss.	17.9	2.5	29.5
G - #22 Marshall Henderson	6-2	177	Sr.	Hurst, Texas	19.1	2.0	29.1
G - #10 Ladarius White	6-6	211	Jr.	McComb, Miss.	7.7	3.2	22.3
F - #11 Sebastian Saiz	6-9	233	Fr.	Madrid, Spain	5.0	6.4	20.5
F - #34 Aaron Jones	6-9	220	Jr.	Gautier, Miss.	6.8	7.2	27.8

## TODAY'S GAME

South Carolina travels to Ole Miss for the second matchup between the two schools this season. The Rebels posted a 75-74 victory over the Gamecocks just two weeks ago in Columbia. Saturday's game will be broadcast on SEC TV.



## COACHES ACROSS THE COUNTRY RAISING AWARENESS FOR AUTISM

Coach Martin is one of nearly 100 men's basketball coaches throughout the country that will be wearing the "Autism Speaks" pin on his suit jacket Saturday vs. Ole Miss. Towson's Pat Skerry and Marshall's Tom Herrion, each who have sons on the autism spectrum, have started a nationwide campaign to raise awareness about this disease.














## CAROLINA QUICK HITS

- South Carolina is in its 106th season of basketball.
- The Gamecocks are led by Frank Martin in his second year. Matt Figger is the associate head coach, and Perry Clark and Lamont Evans are assistant coaches. Andy Assaley is in his second year as the director of operations for the Gamecocks.
- The Gamecocks are in their 23rd season of competition in the Southeastern Conference in 2014. Carolina owns a 134-227 (.371) all-time record in SEC play.
- Frank Martin owns a 55-52 (.567) all-time record in conference play.
- The Gamecocks earned their first conference win of the season on Wednesday in an 80-52 win over Texas A&M, after holding a 20-point halftime lead. Freshman guards Duane Notice and Sindarius Thornwell paced the Gamecocks with 19 points, four rebounds and three assists apiece.
- Carolina's defense held the Aggies to 35.6 percent shooting from the field, and did not allow a double-digit scorer for the first time this season.
- It was announced on Jan. 16 that junior guard Tyrone Johnson suffered a right foot fracture in the Jan. 15 game at Texas A&M, which required surgery. Johnson is out indefinitely. The Plainfield, N.J., native has played in 16 contests this season for Carolina, averaging 11.2 points and a team best 3.4 assists per game. He tallied 11 double-figure scoring games and 11 games with at least three assists prior to his injury.
- After hitting 11-of-11 from the free throw line last week combined at Georgia and Missouri, senior guard Brenton Williams continues to lead the nation in free throw percentage at 98.3 percent (59-of-60/Jan. 27). After going 6-of-8 on Wednesday, Williams has hit 66-of-63 (95.5 percent) for the season.



# SOUTH CAROLINA GAMECOCKS

OVERALL: 8-12; SEC: 1-6; HOME: 6-4; AWAY: 0-7; NEUTRAL: 2-1

0		<b>SINDARIUS THORNWELL</b> - Fr. - G - 6-5 - 206 - Lancaster, S.C. <table><tr><th>MIN</th><th>PTS</th><th>RBS</th><th>AST</th><th>FG%</th><th>3FG%</th><th>FT%</th></tr><tr><td>26.6</td><td>13.2</td><td>4.0</td><td>2.1</td><td>42.4</td><td>38.2</td><td>72.1</td></tr></table>	MIN	PTS	RBS	AST	FG%	3FG%	FT%	26.6	13.2	4.0	2.1	42.4	38.2	72.1	<ul style="list-style-type: none"><li>• First-career double-double with teams highs 24 points, 11 rebounds vs. Ole Miss</li><li>• Season high 26 pts. vs. Georgia/17.6 ppg ranks 7th in league in SEC games</li><li>• Averaged 20.8 points, 5.8 rebounds, 3.8 assists in last four games</li></ul>
MIN	PTS	RBS	AST	FG%	3FG%	FT%											
26.6	13.2	4.0	2.1	42.4	38.2	72.1											
1		<b>BRENTON WILLIAMS</b> - Sr. - G - 5-11 - 172 - Kissimmee, Fla. <table><tr><th>MIN</th><th>PTS</th><th>RBS</th><th>AST</th><th>FG%</th><th>3FG%</th><th>FT%</th></tr><tr><td>26.1</td><td>12.9</td><td>1.8</td><td>1.4</td><td>40.4</td><td>40.4</td><td>95.5</td></tr></table>	MIN	PTS	RBS	AST	FG%	3FG%	FT%	26.1	12.9	1.8	1.4	40.4	40.4	95.5	<ul style="list-style-type: none"><li>• Holds South Carolina record for consecutive free throws made with 50, missed first free throw since Feb. 28, 2013, vs. LSU on Jan. 11</li><li>• 18 points, 4-of-6 shooting from the 3 vs. Texas A&amp;M/16.0 ppg in SEC</li><li>• Season high 32 pts at Mizzou, career high 7 3s/22.7 ppg in last 3 games</li></ul>
MIN	PTS	RBS	AST	FG%	3FG%	FT%											
26.1	12.9	1.8	1.4	40.4	40.4	95.5											
4		<b>TYRONE JOHNSON</b> - Jr. - G - 6-3 - 194 - Plainfield, N.J. <table><tr><th>MIN</th><th>PTS</th><th>RBS</th><th>AST</th><th>FG%</th><th>3FG%</th><th>FT%</th></tr><tr><td>26.9</td><td>11.2</td><td>2.9</td><td>3.4</td><td>39.1</td><td>42.1</td><td>75.3</td></tr></table>	MIN	PTS	RBS	AST	FG%	3FG%	FT%	26.9	11.2	2.9	3.4	39.1	42.1	75.3	<ul style="list-style-type: none"><li>• 17 points in win vs. SC State, 5-of-7 from foul line/3-of-5 from line in final 5 min.</li><li>• Scored 15 points vs. LSU off bench/6th game this season with 15+ points</li><li>• Suffered right foot fracture at Texas A&amp;M, which required surgery. Johnson is out indefinitely.</li></ul>
MIN	PTS	RBS	AST	FG%	3FG%	FT%											
26.9	11.2	2.9	3.4	39.1	42.1	75.3											
5		<b>JAYLEN SHAW</b> - Fr. - G - 6-0 - 182 - Hartsville, S.C. <table><tr><th>MIN</th><th>PTS</th><th>RBS</th><th>AST</th><th>FG%</th><th>3FG%</th><th>FT%</th></tr><tr><td>10.9</td><td>3.6</td><td>0.6</td><td>1.4</td><td>42.9</td><td>44.4</td><td>87.0</td></tr></table>	MIN	PTS	RBS	AST	FG%	3FG%	FT%	10.9	3.6	0.6	1.4	42.9	44.4	87.0	<ul style="list-style-type: none"><li>• Burst onto the scene, scoring 16 points off the bench, hitting 6-of-10 attempts overall and 4-of-7 from 3-point range in win vs. FIU; also five assists in 26 min.</li><li>• 9 points and three assists in 24 minutes vs. Ole Miss</li><li>• 12 points at Georgia/two steals</li></ul>
MIN	PTS	RBS	AST	FG%	3FG%	FT%											
10.9	3.6	0.6	1.4	42.9	44.4	87.0											
10		<b>DUANE NOTICE</b> - Fr. - G - 6-2 - 221 - Woodbridge, Ontario <table><tr><th>MIN</th><th>PTS</th><th>RBS</th><th>AST</th><th>FG%</th><th>3FG%</th><th>FT%</th></tr><tr><td>21.6</td><td>7.3</td><td>2.4</td><td>2.9</td><td>46.6</td><td>32.3</td><td>70.2</td></tr></table>	MIN	PTS	RBS	AST	FG%	3FG%	FT%	21.6	7.3	2.4	2.9	46.6	32.3	70.2	<ul style="list-style-type: none"><li>• Scored four points, with four assists and three rebounds vs. Ole Miss</li><li>• Will assume the majority of point guard duties with the injury to Johnson</li><li>• Set career high with 19 points vs. Texas A&amp;M (Jan. 29)</li></ul>
MIN	PTS	RBS	AST	FG%	3FG%	FT%											
21.6	7.3	2.4	2.9	46.6	32.3	70.2											
12		<b>AUSTIN CONSTABLE</b> - So. - G - 5-11 - 180 - West Chester, Pa. <table><tr><th>MIN</th><th>PTS</th><th>RBS</th><th>AST</th><th>FG%</th><th>3FG%</th><th>FT%</th></tr><tr><td>2.0</td><td>0.0</td><td>0.0</td><td>0.0</td><td>0.0</td><td>0.0</td><td>0.0</td></tr></table>	MIN	PTS	RBS	AST	FG%	3FG%	FT%	2.0	0.0	0.0	0.0	0.0	0.0	0.0	<ul style="list-style-type: none"><li>• Walk-on guard who saw limited action last season as a freshman</li><li>• 1,000-point scorer during high school career at Henderson High School</li><li>• Saw action late vs. Akron on Dec. 28, vs. Marshall on Dec. 30 and vs. Texas A&amp;M on Jan 29</li></ul>
MIN	PTS	RBS	AST	FG%	3FG%	FT%											
2.0	0.0	0.0	0.0	0.0	0.0	0.0											
14		<b>LAIMONAS CHATKEVICIUS</b> - So. - F - 6-11 - 250 - Klaipeda, Lithuania <table><tr><th>MIN</th><th>PTS</th><th>RBS</th><th>BLK</th><th>FG%</th><th>3FG%</th><th>FT%</th></tr><tr><td>11.5</td><td>4.5</td><td>3.5</td><td>0.6</td><td>64.5</td><td>0.0</td><td>50.0</td></tr></table>	MIN	PTS	RBS	BLK	FG%	3FG%	FT%	11.5	4.5	3.5	0.6	64.5	0.0	50.0	<ul style="list-style-type: none"><li>• First start of the season vs. Ole Miss/12 points, two blocks</li><li>• Collected team high six rebounds in 15 minutes at Georgia</li><li>• Six rebounds at Mizzou</li><li>• Tied career high with 12 points vs. Texas A&amp;M</li></ul>
MIN	PTS	RBS	BLK	FG%	3FG%	FT%											
11.5	4.5	3.5	0.6	64.5	0.0	50.0											
15		<b>REGGIE THEUS JR.</b> - Fr. - F - 6-6 - 210 - Los Angeles, Calif. <table><tr><th>MIN</th><th>PTS</th><th>RBS</th><th>AST</th><th>FG%</th><th>3FG%</th><th>FT%</th></tr><tr><td>3.8</td><td>0.7</td><td>0.7</td><td>0.2</td><td>28.6</td><td>0.0</td><td>25.0</td></tr></table>	MIN	PTS	RBS	AST	FG%	3FG%	FT%	3.8	0.7	0.7	0.2	28.6	0.0	25.0	<ul style="list-style-type: none"><li>• Son of Reggie Theus, current coach at Cal State Northridge, and former NBA All-Star</li><li>• 3 points and 3 rebounds in win vs. Marshall</li><li>• Saw action at Georgia, collecting one assist</li></ul>
MIN	PTS	RBS	AST	FG%	3FG%	FT%											
3.8	0.7	0.7	0.2	28.6	0.0	25.0											
20		<b>JUSTIN MCKIE</b> - Fr. - G - 6-4 - 195 - Columbia, S.C. <table><tr><th>MIN</th><th>PTS</th><th>RBS</th><th>BLK</th><th>FG%</th><th>3FG%</th><th>FT%</th></tr><tr><td>4.9</td><td>0.8</td><td>1.3</td><td>0.0</td><td>23.1</td><td>20.0</td><td>50.0</td></tr></table>	MIN	PTS	RBS	BLK	FG%	3FG%	FT%	4.9	0.8	1.3	0.0	23.1	20.0	50.0	<ul style="list-style-type: none"><li>• Son of Gamecock great BJ McKie</li><li>• 3 points and four rebounds vs. Marshall</li><li>• Played a season high 11 minutes at A&amp;M, scoring five points, collecting three rebounds and a steal</li></ul>
MIN	PTS	RBS	BLK	FG%	3FG%	FT%											
4.9	0.8	1.3	0.0	23.1	20.0	50.0											
21		<b>DEMETRIUS HENRY</b> - Fr. - F - 6-9 - 215 - Miami, Fla. <table><tr><th>MIN</th><th>PTS</th><th>RBS</th><th>BLK</th><th>FG%</th><th>3FG%</th><th>FT%</th></tr><tr><td>20.7</td><td>5.3</td><td>4.1</td><td>0.8</td><td>44.6</td><td>0.0</td><td>21.4</td></tr></table>	MIN	PTS	RBS	BLK	FG%	3FG%	FT%	20.7	5.3	4.1	0.8	44.6	0.0	21.4	<ul style="list-style-type: none"><li>• 2 fouls in first 2 min 20 seconds vs. LSU, played just 5 min. due to fouls</li><li>• Four points, two rebounds and two assists at Texas A&amp;M</li><li>• Struggling with fouls in league play, collected 5 rebounds at Georgia</li><li>• 3 points, 3 rebounds at Mizzou</li></ul>
MIN	PTS	RBS	BLK	FG%	3FG%	FT%											
20.7	5.3	4.1	0.8	44.6	0.0	21.4											
23		<b>BRUCE ELLINGTON</b> - Sr. - G - 5-9 - 196 - Moncks Corner, S.C. <table><tr><th>MIN</th><th>PTS</th><th>RBS</th><th>AST</th><th>FG%</th><th>3FG%</th><th>FT%</th></tr><tr><td>23.0</td><td>5.7</td><td>1.3</td><td>1.7</td><td>28.6</td><td>23.1</td><td>1.000</td></tr></table>	MIN	PTS	RBS	AST	FG%	3FG%	FT%	23.0	5.7	1.3	1.7	28.6	23.1	1.000	<ul style="list-style-type: none"><li>• Declared for the NFL Draft and will not complete his senior season with the Gamecock basketball team. 80 career games played, 66 starts.. Scored 893 points for an 11.3 points per game average.. Averaged 3.0 assists, 2.7 rebounds and 1.0 steals in 30.4 minutes per game.</li></ul>
MIN	PTS	RBS	AST	FG%	3FG%	FT%											
23.0	5.7	1.3	1.7	28.6	23.1	1.000											
24		<b>MICHAEL CARRERA</b> - So. - F - 6-5 - 212 - Anzoátegui, Venezuela <table><tr><th>MIN</th><th>PTS</th><th>RBS</th><th>BLK</th><th>FG%</th><th>3FG%</th><th>FT%</th></tr><tr><td>18.6</td><td>6.9</td><td>4.7</td><td>0.9</td><td>43.3</td><td>27.8</td><td>66.7</td></tr></table>	MIN	PTS	RBS	BLK	FG%	3FG%	FT%	18.6	6.9	4.7	0.9	43.3	27.8	66.7	<ul style="list-style-type: none"><li>• 7 points and career high 4 steals in 11 minutes at Texas A&amp;M</li><li>• 8 points, 6 rebounds and 3 steals vs. Ole Miss</li><li>• Team high six rebounds at Georgia</li><li>• 6th-career double-double with 16 points, game high 11 rebs. at Mizzou</li></ul>
MIN	PTS	RBS	BLK	FG%	3FG%	FT%											
18.6	6.9	4.7	0.9	43.3	27.8	66.7											
25		<b>MINDAUGAS KACINAS</b> - So. - F - 6-7 - 210 - Klaipeda, Lithuania <table><tr><th>MIN</th><th>PTS</th><th>RBS</th><th>BLK</th><th>FG%</th><th>3FG%</th><th>FT%</th></tr><tr><td>21.8</td><td>4.8</td><td>4.6</td><td>0.6</td><td>53.1</td><td>0.0</td><td>61.4</td></tr></table>	MIN	PTS	RBS	BLK	FG%	3FG%	FT%	21.8	4.8	4.6	0.6	53.1	0.0	61.4	<ul style="list-style-type: none"><li>• First double-double of the season with 13 points, 12 rebounds at Clemson</li><li>• 11 points, 5-of-5 from free throw line, vs. Akron on Dec. 28</li><li>• 4 points, 5 rebounds and two assists vs. Marshall</li><li>• Pulled down 9 rebounds in win vs. SC State</li></ul>
MIN	PTS	RBS	BLK	FG%	3FG%	FT%											
21.8	4.8	4.6	0.6	53.1	0.0	61.4											
32		<b>DESMOND RINGER</b> - Fr. - F - 6-9 - 255 - McDonough, Ga. <table><tr><th>MIN</th><th>PTS</th><th>RBS</th><th>BLK</th><th>FG%</th><th>3FG%</th><th>FT%</th></tr><tr><td>11.8</td><td>2.6</td><td>2.2</td><td>0.2</td><td>40.0</td><td>0.0</td><td>61.3</td></tr></table>	MIN	PTS	RBS	BLK	FG%	3FG%	FT%	11.8	2.6	2.2	0.2	40.0	0.0	61.3	<ul style="list-style-type: none"><li>• 7 points, four rebounds at Florida</li><li>• 2 points, five rebounds vs. LSU</li><li>• Solid at A&amp;M, season high 9 points, matched season high 7 rebs./2 assists</li><li>• Earned first-career start vs. Ole Miss</li></ul>
MIN	PTS	RBS	BLK	FG%	3FG%	FT%											
11.8	2.6	2.2	0.2	40.0	0.0	61.3											
35		<b>BRIAN STEELE</b> - So. - F - 6-5 - 200 - Greenville, S.C. <table><tr><th>MIN</th><th>PTS</th><th>RBS</th><th>AST</th><th>FG%</th><th>3FG%</th><th>FT%</th></tr><tr><td>6.8</td><td>1.0</td><td>0.4</td><td>0.4</td><td>30.0</td><td>37.5</td><td>0.0</td></tr></table>	MIN	PTS	RBS	AST	FG%	3FG%	FT%	6.8	1.0	0.4	0.4	30.0	37.5	0.0	<ul style="list-style-type: none"><li>• Did not dress for the game at Texas A&amp;M after getting hit in the eye at pre-game shoot around.</li><li>• Saw action at Georgia, scoring 3 points, 1 assist, 1 steal</li><li>• Three points, two assists at Mizzou</li></ul>
MIN	PTS	RBS	AST	FG%	3FG%	FT%											
6.8	1.0	0.4	0.4	30.0	37.5	0.0											



## INTERVIEW POLICIES

All interview requests must be made in advance to SID Emily Feeney in the South Carolina Media Relations Office. Beginning with the start of practice in October, Feeney will release a weekly coach and student-athlete availability schedule to media on Mondays.

**Post-Game Interview Policy:** After each home game, the visiting coach will address the media first, followed by South Carolina student-athletes then South Carolina head coach Frank Martin. (Depending on deadline, this may be altered on a game-by-game basis).

**Road Interview Policy:** Interviews with Coach Martin while on the road will be scheduled according to the home post-game media procedure. No student-athlete interviews are allowed until after the game once the team leaves Columbia.

All interviews are to be coordinated through the Media Relations Office. This allows the staff to arrange the interview when it best suits the student-athlete's and the reporter's schedules. Please contact the Media Relations Office in advance to make your interview requests. Media are not permitted to contact student-athletes on their own at any time.

All interviews will take place at the designated media interview site for that day as listed in the weekly availability schedule or in the Media Relations Office.

Dormitory, apartment and cell phone numbers for student-athletes will not be provided to the media. Should you need to conduct a telephone interview with a student-athlete, a call will be placed to you from the student-athlete at a mutually agreeable time.

## SOUTH CAROLINA MEDIA RELATIONS



**Emily Feeney, primary contact**  
Associate Director  
cell: 803-727-3284  
e-mail: efeeney@mailbox.sc.edu  
Twitter: @EmilyFeeneySID

Website: www.GamecocksOnline.com

Facebook: www.Facebook.com/gamecocksonline

Twitter: @GamecockMBB

## STAT COMPARISON

	SC	OLE MISS
Record	8-12	14-6
Conference Record	1-6	5-2
Current Streak	W1	L1
Scoring Avg.	71.2	77.6
Opponent Scoring Avg.	70.7	71.2
Scoring Margin	+0.5	+6.4
Field Goal %	.434	.428
Opponent Field Goal %	.435	.407
3-Point Field Goal %	.372	.372
Opponent 3-Point Field Goal %	.316	.344
3-Point Field Goal Made PG	5.45	8.1
3-Point Field Goal Attempts PG	14.7	21.8
Free Throw %	.699	.695
Opponent Free Throw %	.679	.648
Rebounding Avg.	35.0	38.2
Opponent Rebounding Avg.	32.1	40.2
Rebounding Margin	+2.9	-2.0
Turnovers Avg.	14.5	11.9
Opponent Turnover Avg.	14.2	14.7
Assists Avg.	12.8	13.2
Blocks Avg.	3.8	6.9
Steals Avg.	6.6	8.2

## WEEKLY MEDIA AVAILABILITY (JAN 27-FEB. 2)

SUNDAY Jan. 26	MONDAY Jan. 27	TUESDAY Jan. 28	WEDNESDAY Jan. 29	THURSDAY Jan. 30	FRIDAY Jan. 31	SATURDAY Feb. 1
No availability	No availability SEC Teleconference SC at 11:14 a.m.	Martin Press Conference Noon CLA/Media Rm.	vs. Texas A&M W, 80-52	No availability Frank Martin Carolina Calls 7 p.m. ET	No availability	at Ole Miss 1:47 p.m. ET

\* All practices are closed • please contact SID Emily Feeney for all media requests

### A SOUTH CAROLINA WIN WOULD ...

- Be the Gamecocks second consecutive SEC win, and first on the road this season.
- Be Carolina's first win in Oxford, Miss., since defeating the Rebels 80-77 on Feb. 2, 2008.

■ In this season's first meeting vs. Ole Miss, the Gamecocks held a 10-point lead at halftime, but the Rebels came back to out-score the Gamecocks 48-37 in the second half and claim a 75-74 win last Saturday at Colonial Life Arena. Freshman guard Sindarius Thornwell posted the first double-double of his career with teams highs of 24 points and 11 rebounds in the game. Senior guard Brenton Williams did not hit a basket in the contest, but was a perfect 9-of-9 from the free throw line, including making three from the line with just six seconds to play to pull the Gamecocks within one of the Rebels at the time.

■ Senior guard Brenton Williams posted the second 30-point game of his career last Saturday at Missouri, hitting a career high seven 3s, while adding a perfect 9-of-9 mark from the free throw line. Williams scored 22 of those points and hit five 3s in the second half.

■ Despite 32 points from Williams and sophomore forward Michael Carrera's first double-double of the year with 16 points and 11 rebounds, South Carolina fell to 0-6 in league play with an 82-74 loss at Missouri on Jan. 25. The Gamecocks dished 12 assists, and committed just 11 turnovers, but poor shooting in the contest - 23-of-59 (39.0%) from the field - saw the home team post the win.

■ South Carolina suffered a 97-76 loss in SEC play on the road at Georgia on Jan. 22, despite a career high 26 points from freshman guard Sindarius Thornwell and 18 points Williams. South Carolina's bigs were in foul trouble the duration of the contest, with both Mindaugas Kacinas and Desmond Ringer on the bench with three fouls by the eight-minute mark of the opening half. Georgia also won the battle of the boards, out-rebounding the Gamecocks 39-27, including 13 on the offensive glass, which led to 15 second-chance points.

■ In overall games, South Carolina ranks third in the SEC in free throw percentage (69.9), first in 3-point field goal percentage (37.2), and fourth in offensive rebounds per game (12.9).

■ Sophomore forward Laimonas Chatkevicius earned his first start of the 2013-14 campaign against Ole Miss and hit 6-of-7 attempts from the field to match his career high of 12 points in the game. He also blocked two shots and collected one steal. Freshman forward Desmond Ringer also earned the first start of his career in the game.

■ The Gamecocks suffered a 71-68 decision to visiting LSU in the SEC home opener last Saturday at Colonial Life Arena. The Gamecocks put together a 9-0 run late in the second half after trailing by as many as 14, but LSU was able to hold on for the victory. Freshman guard Sindarius Thornwell scored a season high 25 points on 9-of-13 shooting from the field and a 6-of-9 mark from the free throw line. Thornwell's 25-point effort marked the first time a Gamecock freshman has tallied 25 points in an SEC contest. He tallied 13 points in the first half alone. The Tigers out-rebounded the Gamecocks 42-32, the second-largest margin this season for a Carolina opponent in the category.

■ For his play during the opening week of league play vs. 10th-ranked Florida and LSU, Thornwell was named the

SEC Freshman of the Week. He averaged 17.5 points and 4.5 rebounds, hitting 66.7 percent from the field in the two games. It is the first-career weekly honor for Thornwell.

■ Williams set a new South Carolina record for consecutive free throws made when he hit his lone attempt from the line for one of his 18 points vs. Marshall. Williams hit 50 straight free throws dating back to last season to hold the record. He missed his first free throw attempt of the season on Jan. 11 vs. LSU. He broke a record held by John Roche since the 1969-70 campaign.

■ South Carolina snapped a three-game losing streak when it earned an impressive 78-71 win over Saint Mary's on Dec. 22 in the opening round of the Hawaiian Airlines Diamond Head Classic in Honolulu. Four Gamecocks scored in double-figures, led by Johnson's 16 points. Freshman guard Sindarius Thornwell added 13. Notice netted a then-season high 11 and sophomore forward Laimonas Chatkevicius posted a career high 12, including 11 in the second half.

■ The Gamecocks shot 58.3 percent (28-48) from the field vs. Saint Mary's, the best percentage for Carolina this season, and the best percentage from the floor since hitting 57.7 percent last season in a win vs. Arkansas on Jan. 26, 2013.

■ The Gamecocks will hold a young roster this season, welcoming seven freshmen to Columbia in forwards Demetrius Henry, Desmond Ringer, Reggie Theus Jr., and guards Duane Notice, Justin McKie, Jaylen Shaw and Sindarius Thornwell. Transfer guard Ty Johnson joined the program last January via Villanova.

■ Johnson received word prior to the Nov. 9 season opener that he had been granted a waiver from the NCAA allowing him to compete effectively immediately. Johnson has been eligible to practice since he transferred to South Carolina from Villanova in January 2013.

### SCOUTING OLE MISS

The Rebels enter Wednesday's matchup with a 14-6 overall record, which includes a 5-2 mark in SEC games ... Ole Miss, however, lost its last league contest at Tennessee on Wednesday ... The squad is led by head coach Andy Kennedy in his eighth season ... Senior guard Marshall Henderson paces the squad with 19.1 points per game, which is second in the SEC ... Henderson leads the SEC and ranks third in the nation with 4.41 3-pointers per game ... Junior guard Jarvis Summers ranks eighth in the league with 17.9 points per game, 8.8 points above his average a season ago ... Summers also ranks third in assists with 3.7 per game ... The Rebels' 137 blocked shots this season leads the SEC and ranks third in the nation at 6.9 per game.

### OLE MISS SERIES

Saturday's meeting vs. Ole Miss marks 32nd all-time meeting between the two schools. The Rebels won the last meeting, 75-74, on Jan. 18, 2014, at Colonial Life Arena to take a one-game lead in the series (16-15).

## ► ASSOCIATED PRESS TOP 25

Jan. 27, 2014

Rk.	Team	Record	Pts.
1	Arizona (63)	20-0	1,623
2	Syracuse (2)	19-0	1,561
3	Florida	17-2	1,436
4	Wichita State	21-0	1,435
5	San Diego State	18-1	1,337
6	Kansas	15-4	1,272
7	Michigan State	18-2	1,251
8	Oklahoma State	16-3	1,067
9	Villanova	17-2	1,063
10	Michigan	15-4	1,050
11	Kentucky	15-4	896
12	Louisville	17-3	891
13	Cincinnati	19-2	793
14	Wisconsin	17-3	763
15	Iowa	16-4	722
16	Iowa State	15-3	684
17	Duke	16-4	549
18	Pittsburgh	18-2	517
19	Saint Louis	18-2	464
20	Creighton	17-3	445
21	Massachusetts	17-2	353
22	Memphis	15-4	262
23	Oklahoma	16-4	203
24	Ohio State	16-4	143
25	Texas	16-4	142

Others receiving votes: Connecticut 67, Gonzaga 51, UCLA 39, Virginia 18, Minnesota 5, George Washington 5, Kansas State 5, Green Bay 5, Southern Methodist 3, Southern Miss 1, Louisiana Tech 1, Harvard 1, American University 1, New Mexico 1

Dropped from rankings: Kansas State 22, Baylor 24

## ► ESPN/USA TODAY TOP 25

Jan. 27, 2014

Rk.	Team	Record	Pts.
1	Arizona (31)	20-0	799
2	Syracuse (1)	19-0	769
3	Wichita State	21-0	724
4	Florida	17-2	694
5	San Diego State	18-1	653
6	Michigan State	18-2	621
7	Louisville	17-3	552
7	Kansas	15-4	552
9	Villanova	17-2	509
10	Oklahoma State	16-3	497
11	Kentucky	15-4	433
12	Iowa	16-4	386
13	Wisconsin	17-3	368
14	Michigan	15-4	346
15	Cincinnati	19-2	323
16	Duke	16-4	298
17	Pittsburgh	18-2	279
18	Iowa State	15-3	268
19	Massachusetts	17-2	265
20	Creighton	17-3	229
21	Saint Louis	18-2	218
22	Memphis	15-4	155
23	Ohio State	16-4	118
24	Gonzaga	18-3	114
25	Oklahoma	16-4	85

Others receiving votes: Texas 41, Virginia 26, UCLA 22, Connecticut 18, George Washington 8, Baylor 6, Kansas State 6, Southern Miss 6, Toledo 5, Colorado 5, Southern Methodist 1, Stephen F. Austin 1

Dropped from rankings: Baylor 23



## SOUTHEASTERN CONFERENCE STANDINGS

As of Jan. 29

Team	Conference	Overall
Florida	7-0	18-2
Kentucky	5-2	15-5
Ole Miss	5-2	14-6
Georgia	4-3	10-9
LSU	4-3	13-6
Missouri	4-3	16-4
Tennessee	4-3	13-7
Alabama	3-4	9-11
Mississippi State	3-4	13-7
Texas A&M	3-4	12-8
Vanderbilt	3-4	11-8
Arkansas	2-4	13-7
Auburn	1-6	9-9
South Carolina	1-6	8-12

## COACHES TELECONFERENCE

The weekly SEC men's basketball coaches teleconference will be held every Monday beginning Monday, Jan. 6 through Monday, March 10. The 14 Southeastern Conference men's head basketball coaches will be featured from 10:00 -11:38 a.m. (CT).

Media representatives wishing to participate in the teleconference should contact the SEC Media Relations Department for further details. Each coach will appear on the teleconference for seven minutes, according to the following schedule:

## ORDER OF APPEARANCE

(All Times Eastern)

11:00 a.m.	Kevin Stallings, Vanderbilt
11:07 a.m.	Billy Donovan, Florida
11:14 a.m.	Frank Martin, South Carolina
11:21 a.m.	Mark Fox, Georgia
11:28 a.m.	Johnny Jones, LSU
11:35 a.m.	John Calipari, Kentucky
11:42 a.m.	Cuonzo Martin, Tennessee
11:49 a.m.	Mike Anderson, Arkansas
11:56 a.m.	Anthony Grant, Alabama
12:03 a.m.	Tony Barbee, Auburn
12:10 a.m.	Andy Kennedy, Ole Miss
12:17 a.m.	Rick Ray, Miss. State
12:24 a.m.	Frank Haith, Missouri
12:31 a.m.	Billy Kennedy, Texas A&M

In addition, the SEC men's basketball teams who make it to postseason will be on a teleconference on Monday, March 17 beginning at 11:00 a.m. ET.

All SEC basketball teleconferences can be listened to on the internet at [www.secsports.com](http://www.secsports.com) shortly after the conclusion of the teleconference

## SOUTH CAROLINA BENCH PRODUCTION

GAME	SC-OPP	DIFF.	SC HIGH BENCH SCORER
Longwood	30-18	+12	Williams, 14
@Baylor	17-36	-19	Williams, 12
@Clemson	18-34	-16	Carrera, 9
FIU	32-18	+14	Shaw/Williams, 16
@Okla. St.	20-19	+1	Shaw, 13
Manhattan	21-24	-3	Carrera, 10
USC Upstate	21-26	-5	Williams, 8
vs. Saint Mary's	26-5	+21	Chatkevicius, 12
vs. Boise State	29-27	+2	Williams, 14
vs. Akron	26-25	+1	Johnson/Carrera, 10
Akron	24-33	-9	Carrera, 13
Marshall	42-21	+21	Johnson, 18
SC State	29-30	-1	Johnson, 17
@Florida	22-15	+7	Johnson, 12
LSU	28-30	-2	Johnson, 15
@Texas A&M	29-35	-6	Ringer, 9
Ole Miss	23-28	-5	Shaw, 9
@Georgia	17-39	-22	Shaw, 12
@Missouri	7-6	+1	Chatkevicius, 4
Texas A&M	13-18	-5	Chatkevicius, 12
@Ole Miss			
Auburn			
@Tennessee			
Vanderbilt			
Alabama			
@Arkansas			
Georgia			
@Auburn			
Kentucky			
Florida			
@Miss. St.			
SEC Tourney			
NCAA Tourney			

## SPECIALTY STATS

(PP) points in paint; (OT) points off turnovers; (2nd) second chance points; (FB) fast break points

(South Carolina-Opponent)

GAME	PP	OT	2ND	FB
Longwood	36-18	19-9	11-10	14-0
@Baylor	22-20	19-4	5-16	2-0
@Clemson	40-26	10-13	15-8	4-4
FIU	34-32	13-11	10-8	21-10
@Okla. St.	16-32	11-33	9-19	9-10
Manhattan	34-32	21-22	11-15	6-12
USC Upstate	26-34	19-14	11-10	14-12
vs. Saint Mary's	40-28	15-10	8-4	0-0
vs. Boise State	22-40	2-20	7-8	0-0
vs. Akron	46-28	20-10	8-11	0-0
Akron	36-14	23-5	18-8	7-2
Marshall	54-28	21-12	18-4	16-6
SC State	26-40	10-15	13-20	6-10
@Florida	16-40	13-22	3-2	5-20
LSU	26-24	13-19	6-10	8-2
@Texas A&M	28-26	10-18	15-12	4-8
Ole Miss	30-28	19-19	11-10	6-6
@Georgia	22-32	15-14	4-15	0-4
@Missouri	16-34	14-12	11-11	4-12
Texas A&M	30-20	24-17	8-4	11-10
@Ole Miss				
Auburn				
@Tennessee				
Vanderbilt				
Alabama				
@Arkansas				
Georgia				
@Auburn				
Kentucky				
Florida				
@Miss. St.				
SEC Tourney				
NCAA Tourney				
SC Total	600	310	203	152
SC Average	30.0	15.5	10.2	7.6
Opp Total	576	299	205	128
Opp Average	28.8	14.8	10.3	6.4

## UNIVERSITY INFORMATION

Location ..... Columbia, S.C.  
 Founded ..... 1801  
 Enrollment ..... 31,288  
 Nickname ..... Gamecocks  
 Colors ..... Garnet (PMS 202) and Black  
 National Affiliation ..... NCAA Division I  
 Conference ..... Southeastern (SEC)  
 Athletics Web Address ..... www.GamecocksOnline.com  
 University Web Address ..... www.sc.edu  
 President ..... Dr. Harris Pastides  
 NCAA Representative ..... Dr. Zach Kelehear  
 Athletics Director ..... Ray Tanner  
 Basketball Administrator/Chief Operating Officer ..... Kevin O'Connell

## BASKETBALL STAFF/INFORMATION

Head Coach ..... Frank Martin  
 Alma Mater ..... Florida International, '93  
 Record At South Carolina/Seasons ..... 21-29 (.420), 2nd Season  
 Overall Record/Seasons ..... 138-83 (.624), 7th season  
 Assoc. Head Coach/Recruiting Coord. . Matt Figger (Eastern Kentucky, '95)  
 Assistant Coach ..... Perry Clark (Gettysburg, '74)  
 Assistant Coach ..... Lamont Evans (Kansas State, '09)  
 Director of Basketball Operations ..... Andy Assaley (Cincinnati, '96)  
 Strength & Conditioning ..... Scott Greenawalt (Muskingum College, '98)  
 Athletic Trainer ..... Mark Rodger (Buffalo, '01)  
 Grad. Student Mgr./Student-Athlete Dev. .... Doug Edwards (Florida State, '07)  
 Associate Media Relations Director ..... Emily Feeney (Ball State, '03)  
 Home Arena ..... Colonial Life Arena  
 Capacity ..... 18,000  
 Arena General Manager ..... Lexi Boone  
 Press Row Phone Number ..... 803-777-6182  
 Team Twitter Account: ..... @GamecockMBB  
 Coach Martin Twitter Account: ..... @FrankMartin\_SC

## BASKETBALL HISTORY

First Year of Basketball ..... 1908  
 All-Time Record ..... 1,319-1,176-1 (.529)  
 Overall Postseason Record ..... 25-18  
 NCAA Tournament Appearances ..... 1971, 1972, 1973, 1974, 1989, 1997, 1998, 2004  
 NCAA Tournament Record ..... 4-9  
 Last NCAA Tournament Appearance ..... 2004, L vs. Memphis, 59-43  
 NIT Appearances ..... 1969, 1975, 1978, 1983, 1991, 1996, 2001, 2002, 2005, 2006, 2009  
 NIT Record ..... 21-9  
 NIT Champion ..... 2005, 2006  
 Last NIT Appearance ..... 2009, L vs. Davidson, 70-63  
 Conference Championships/Titles SoCon Regular Season (1927, 1933, 1934, 1945); SoCon Tournament Champion (1933); ACC Regular Season (1970); ACC Champion (1971); SEC Regular Season (1997); SEC East Division Co-Champions (2009)

## TEAM INFORMATION

2012-13 Record ..... 14-18  
 Southeastern Conference Record/Finish ..... 4-14/12th  
 Postseason ..... None  
 Letterwinners Returning/Lost ..... 7/6  
 Starters Returning/Lost ..... 3/2  
*\*based on final game starters from 2012-13 season*  
 Newcomers ..... 8  
 Roster Breakdown ..... 7 freshmen, 5 sophomores, 2 juniors, 2 seniors



## HEAD COACH FRANK MARTIN

### COACHING CAREER

#### KANSAS STATE (2007-12)

2007-08	21-12	NCAA, 2nd Round
2008-09	22-12	NIT, 2nd Round
2009-10	29-8	NCAA, Elite Eight
2010-11	23-11	NCAA, 3rd Round
2011-12	22-11	NCAA, 3rd Round
<b>5 years</b>	<b>117-54 (.684)</b>	<b>7-5 postseason record</b>

#### SOUTH CAROLINA (2012-PRESENT)

2012-13	14-18	-
2013-14	8-12	-
<b>2nd year</b>	<b>22-30 (.423)</b>	
<b>Career Total</b>	<b>139-84 (.623)</b>	



## COACHING

### EXPERIENCE

29th season

### COLLEGE EXPERIENCE

14th season

### COLLEGE HEAD COACH EXPERIENCE

7th season

### HIRE DATE AT CAROLINA

March 27, 2012

## PERSONAL

### HOMETOWN

Miami, Fla.

### ALMA MATER

Florida International, 1993 (B.A. Physical Education)

### FAMILY

Wife, Anya

Children, Brandon, Amalia and Christian

## COACHING RESUME

### HIGH SCHOOL

Miami Senior High, 1985-93

Varsity Boys' Assistant Coach

Junior Varsity Boys' Head Coach

North Miami High, Head Coach, 1993-95

Miami Senior High, Head Coach, 1995-98

B.T. Washington High, Head Coach, 1999-2000

### COLLEGE ASSISTANT COACH

Northeastern, 2000-04

Cincinnati, 2004-06

Kansas State, 2006-07

### COLLEGE HEAD COACH

Kansas State, 2007-12

South Carolina, 2012-present

### AMONG FRESHMEN IN THE SEC ...

Sindarius Thornwell ranks fourth in scoring (13.2) and tied for fifth in steals (1.0) ... Demetrius Henry ranks eighth in rebounding (4.1) ... Duane Notice ranks fifth in assists (2.9) and 13th in scoring (7.3).

### BY THE NUMBERS

**2** - Freshman guards Duane Notice and Sindarius Thornwell each had identical numbers in points (19), rebounds (4) and assists (3) vs. Texas A&M.

**4** - Senior guard Brenton Williams has recorded at least four 3-pointers in three consecutive games after hitting 4-of-8 on Wednesday vs. Texas A&M.

**5** - The Gamecocks have played five of the top six teams in the SEC this season already in conference play in Florida, LSU, Ole Miss, Georgia and Missouri.

**5** - The Gamecocks shot 52.2 percent against the Aggies. It was the fifth time this season in which Carolina has shot over 50 percent, all resulting in wins.

**6** - Freshman guard Sindarius Thornwell has recorded double-figures in six of seven SEC games, including three with 20-plus points.

### TREND SETTING

*Gamecock trends under Frank Martin ...*

■ South Carolina is 15-14 when posting at least six made 3s in a game.

- South Carolina hit a season high 10 3s in the Jan. 25 contest at Missouri, led by senior guard Brenton Williams' seven 3s in the contest.

■ South Carolina is 16-10 when scoring more points in the paint than its opponent.

- South Carolina posted a season high 54 points in the paint vs. Marshall on Dec. 30

■ South Carolina is 17-13 when holding its opponents to under 45 percent from the field.

- Longwood managed to hit just 22.8% of its attempts.

■ South Carolina is 17-14 when out-rebounding its opponent.

- The Gamecocks out-rebounded each of their opponents at the Diamond Head Classic by an average of 3.3 rebounds per game.

### UP NEXT

The Gamecocks host Auburn for the first meeting between the two schools this season on Wednesday. Game time is set for 7:30 p.m. ET, and the game will be broadcast on SEC TV.



ELLINGTON DECLARES FOR DRAFT

University of South Carolina senior guard Bruce Ellington, also a junior wide receiver for the Gamecock football team, has declared for the NFL Draft, it was announced on Friday, Jan. 3. Ellington, who graduated in December, will begin preparing for the draft and will not complete his final season with the men's basketball team. Ellington concludes his career on the hardwood for the Garnet and Black with 80 career games played and 66 starts. He scored 893 points for an 11.3 points per game average. The Moncks Corner, S.C., native averaged 3.0 assists, 2.7 rebounds and 1.0 steals in 30.4 minutes per game. Ellington posted 39 double-figure scoring games in his career, including eight 20-point games and one 30-point effort, a career high 31 points at Furman during his freshman season of 2010-11.

SEC TOURNAMENT

Fresh off hosting the 2013 Final Four, the Georgia Dome will be the site for the 2014 SEC Tournament, March 12-16 in Atlanta. The Georgia Dome first hosted the tourney in 1995 and the 2014 event will mark the 11th time the venue has hosted the league's postseason tournament. The winner of the 13-game tournament receives the SEC's automatic bid to the NCAA Tournament. The tournament seeds are determined by the 18-game conference schedule during the regular season. Teams are seeded 1-14 based on their regular-season conference finish.

MARTIN'S STAFF BOASTS OVER 90 YEARS OF EXPERIENCE AT THE COLLEGE LEVEL

South Carolina head coach Frank Martin has a very experienced staff with him on the sideline this season. Perry Clark joins the team as an assistant coach with over 30 years of college coaching experience, including stops as the head coach at Tulane, Miami (Fla.) and Texas A&M-Corpus Christi. Former assistant Matt Figger was promoted to associate head coach during the offseason, and Lamont Evans returns for his second season as an assistant on Martin's staff in Columbia.

GAMECOCKS SIGN STROMAN AND BLANTON DURING FALL SIGNING PERIOD

University of South Carolina head men's basketball coach Frank Martin announced on Nov. 19 the signing of Marcus Stroman (G - 6-2 - 170 - Columbia, S.C./Keenan High School) and TeMarcus Blanton (G - 6-4 - 185 - Locust Grove, Georgia/Luella High School) to National Letters of Intent. The duo will join the Gamecocks for the 2014-15 campaign and both will have four years of eligibility beginning next fall. Below are brief comments from Coach Martin on each signee.

Martin on Blanton

"I'm extremely excited about TeMarcus Blanton. He is a 6-5 wing that is ultra-competitive on both ends of the floor. He fits exactly the kind of guard that we want to build our program around. He's a slasher, a defender and an athletic finisher that loves every opportunity that he gets to compete."

Martin on Stroman

"Marcus is a consummate point guard. He understands the position at his age as well as, if not better, than most. Every time I watch him play, I leave games thinking that the four guys with him are better than they actually are, because he is so good at making others look good. He is an ultra-competitive, hometown kid, who grew up a Gamecock fan, and we are extremely excited to have him become part of our program."

GAMECOCKS TO COMPETE IN 2014 CHARLESTON CLASSIC

The Charleston Classic presented by Gildan announced six of the eight-team field for the 2014 tournament to be held Thursday, Friday and Sunday, Nov. 20, 21 and 23, at TD Arena in Charleston, S.C. South Carolina will compete in the event for the second time, and for the first time since the 2009 campaign. The other participating teams announced are Akron, Cornell, Miami (Fla.), Penn State and Southern California. The final two teams will be announced at a later date. During the 2009 event, the Gamecocks defeated La Salle in the tournament's opening round, earned a win over USF to advance to the finals, and lost to Miami in the championship game. The 2014 Charleston Classic will feature a bracket format with 12 games over three days. Each team will compete in one game per day, advancing through the bracket. The two teams that remain undefeated throughout will face off in a championship game on the final day of competition.

LAST TIME VS. OLE MISS

GAME 17 - OLE MISS 75, SOUTH CAROLINA 74  
JAN. 18, 2014/COLONIAL LIFE ARENA

COLUMBIA, S.C. - Freshman forward Sindarius Thornwell's first career double-double wasn't enough as South Carolina (7-10, 0-4 SEC) fell 75-74 to Ole Miss (12-5, 3-1 SEC) this evening at Colonial Life Arena in front of its largest crowd of the season at 14,302. Thornwell led the Gamecocks with 24 points and a season high 11 rebounds, but he was unable to hit a tough off-balance shot from the top of the key with 1.8 seconds left.

Thornwell led all scorers, going 7-of-16 from the field and 4-of-7 from beyond on the arc. Anthony Perez led the Rebels with 22 points, while Marshall Henderson and Jarvis Summers each had 19.

Ole Miss opened up the game on a 12-4 run triggered by 3's from Henderson and Perez. Just over four minutes into the game, point guard Duane Notice was whistled for his second foul sending him to the bench. Two minutes later a dunk from Aaron Jones off of an inbound pass forced the Gamecocks to call its first timeout as they trailed by eight.

South Carolina began chipping away through Jaylen Shaw as the freshman hit a 3-pointer with 13:26 on the clock before converting a pair from the foul line 30 seconds later.

Trailing 16-9, Shaw drained his second 3 of the half at the 10:29 mark to bring the Gamecocks within three.

Just under two minutes later, Michael Carrera turned over Summers and took it the length of the court for a layup to pull the Gamecocks within one. Fouled on the play, the sophomore converted the three-point play to tie the game at 18. With just over eight minutes remaining in the half, Carrera gave Carolina its first lead with a pair from the free throw line 30 seconds later.

Carrera continued to be the catalyst for the home team during the early part of the run as he pushed the lead to four as Thornwell found him on the back door.

Thornwell then extended the Gamecocks lead to 27-21 with a 3 from the right side. The guard added two more of his game-high 24 points with just over two minutes remaining in the half to give Carolina an eight-point lead. After two more from Mindaugas Kacinas, the Gamecocks took their largest lead of the half at 12, 37-25, after Desmond Ringer hit a pair from the foul line with 1:27 left.

Perez added two in the final minute for the Rebels, but Carolina took a 37-27 lead into the half as the team turned 11 Ole Miss turnovers into 16 points.

Despite two early free throws from Thornwell to open the second half, the Rebels went on a 15-2 spurt as Henderson scored seven straight points during the run after only scoring three in the first half.

After giving up the lead for the first time since the 8:06 mark in the first half, Thornwell responded with back-to-back 3-pointers to hold the Gamecocks lead at 47-45. Henderson though, quickly responded with a 3 of his own to grab the Rebels the lead back.

Down three at 54-51, Thornwell leveled the game with his season-high fourth 3-pointer of the game with 11:26 on the clock, but South Carolina was unable to regain the lead until the 6:04 mark. Thornwell was sent to the line after pulling down an offensive rebound a missed free throw. The freshmen hit 1-of-2 from the line to give the Gamecocks a 62-61 lead.

Notice extended the lead to three on the ensuing possession with a floater in the lane for his first points of the afternoon. The freshman point guard pushed the lead to five with four and half remaining, but the Rebels scored five straight points to tie the game up at 68-68 with 2:56 to play.


With 2:04 left, Summers drove hard through lane and kicked the ball out to Perez in the left corner where the forward hit his second 3 of the game. Brenton Williams attempted to match Perez at the other end, but his shot was off the mark. Summers then converted two from the foul line to push the Rebels lead to 73-68.

Ole Miss though was only able to hit 2-of-6 free throws in the final minutes as the Gamecocks closed the gap at the foul line. After Thornwell converted two attempts, Williams was fouled on a 3-point attempt with six seconds remaining. The senior calmly sank all three free throws to bring Carolina within one.

The Rebels were unable to get a clean inbound pass off and Williams grabbed the errant pass in the backcourt. Out of a timeout with 1.8 seconds left, Thornwell received the pass at the top of the key, but the pressure on the ball forced an off-balance shot that was wide of the mark.

Laimonas Chatkevicius recorded 12 points, while Shaw and Williams each scored nine on the day for the Gamecocks, with Williams going 9-of-9 from the charity stripe. Carrera chipped in eight points and six rebounds.

**GAME 17**



Official Basketball Box Score - Game Totals - Final Statistics  
**Ole Miss vs South Carolina**  
1/18/14 4:30 p.m. at Columbia, S.C. (Colonial Life Arena)

**Ole Miss 75 • 12-5, 3-1 SEC**

#	Player	Total			3-Ptr			Rebounds			PF	TP	A	TO	Blk	Stl	Min
		FG	FGA	FG%	FT	FTA	FT%	Off	Def	Tot							
11	Saiz, Sebastian	f	1-1	0-0	0-0	3	1	4	5	2	0	3	2	0	15		
34	Jones, Aaron	f	2-3	0-0	0-0	1	1	2	5	4	0	0	4	0	15		
10	White, LaDarius	g	1-7	0-4	1-2	0	2	2	0	3	1	1	1	0	13		
22	Henderson, Marshall	g	5-17	3-12	6-7	0	3	3	1	19	0	2	0	3	36		
32	Summers, Jarvis	g	5-9	0-0	9-13	0	3	3	3	19	6	4	0	1	32		
01	Newby, Martavious	g	2-2	0-0	0-0	0	3	3	1	4	0	1	1	2	14		
03	Millinghaus, Derrick	g	0-0	0-0	0-0	0	3	3	1	0	1	4	0	0	11		
04	Cox, Demarco	g	0-0	0-0	0-1	0	3	3	5	0	0	2	2	3	29		
13	Perez, Anthony	g	5-9	2-5	10-12	2	2	4	4	22	1	3	0	3	30		
23	Coleby, Dwight	g	0-1	0-0	2-2	0	1	1	2	2	0	0	0	0	5		
	Team					2	1	3									
	Totals		21-49	5-21	28-37	8	23	31	27	75	9	20	10	12	200		

FG % 1st Half: 9-26 34.6% 2nd half: 12-23 52.2% Game: 21-49 42.9% Deadball Rebounds 6,3  
3FG % 1st Half: 2-10 20.0% 2nd half: 3-11 27.3% Game: 5-21 23.8%  
FT % 1st Half: 7-11 63.6% 2nd half: 21-26 80.8% Game: 28-37 75.7%

**South Carolina 74 • 7-10, 0-4 SEC**

#	Player	Total			3-Ptr			Rebounds			PF	TP	A	TO	Blk	Stl	Min
		FG	FGA	FG%	FT	FTA	FT%	Off	Def	Tot							
14	CHATKEVICIUS, L.	f	6-7	0-0	0-0	2	1	3	4	12	0	4	2	1	21		
32	RINGER, Desmond	f	0-3	0-0	2-2	0	1	1	3	2	1	0	0	0	17		
01	THORNWELL, Sindarius	g	7-16	4-7	6-10	5	6	11	3	24	4	5	2	1	32		
01	WILLIAMS, Brenton	g	0-10	0-6	9-9	0	2	2	2	9	1	2	0	1	33		
10	NOTICE, Duane	g	2-5	0-2	0-1	0	3	3	4	4	4	4	0	0	20		
05	SHAW, Jaylen	g	2-5	2-5	3-4	0	3	3	4	9	3	3	0	1	24		
20	MCKIE, Justin	g	0-0	0-0	0-0	0	0	0	0	0	0	0	0	0	1		
21	HENRY, Demetrius	g	1-2	0-0	0-3	1	0	1	3	2	1	0	0	2	16		
24	CARRERA, Michael	g	2-8	0-1	4-6	4	2	6	4	8	1	2	0	3	22		
25	KACINAS, Mindaugas	g	2-4	0-0	0-1	2	2	4	2	4	0	1	1	0	14		
	Team					4	2	6									
	Totals		22-60	6-21	24-36	18	22	40	29	74	15	21	5	9	200		

FG % 1st Half: 12-32 37.5% 2nd half: 10-28 35.7% Game: 22-60 36.7% Deadball Rebounds 6,1  
3FG % 1st Half: 3-9 33.3% 2nd half: 3-12 25.0% Game: 6-21 28.6%  
FT % 1st Half: 10-12 83.3% 2nd half: 14-24 58.3% Game: 24-36 66.7%

Officials: Antinio Petty, Mark Whitehead, Jeff Smith  
Technical fouls: Ole Miss-None. South Carolina-NOTICE, Duane.  
Attendance: 14302

Score by periods	1st	2nd	Total
Ole Miss	27	48	75
South Carolina	37	37	74

Last FG - OM 2nd-02:04, SC 2nd-04:26.  
Largest lead - OM by 8 1st-14:33, SC by 12 1st-01:27.

Score tied - 9 times.  
Lead changed - 12 times.

## ROSTER BREAKDOWN

### RETURNING STARTERS (3)

Michael Carrera  
Brian Steele  
Bruce Ellington

*\*based on final game of 2012-13 season*

### RETURNING LETTERWINNERS (7)

Michael Carrera  
Laimonas Chatkevicius  
Austin Constable  
Bruce Ellington  
Mindaugas Kacinas  
Brian Steele  
Brenton Williams

### GUARDS (8)

Austin Constable  
Bruce Ellington  
Tyrone Johnson  
Justin McKie  
Duane Notice  
Jaylen Shaw  
Sindarius Thornwell  
Brenton Williams

### FORWARDS (8)

Michael Carrera  
Laimonas Chatkevicius  
Carlton Geathers  
Demetrius Henry  
Mindaugas Kacinas  
Desmond Ringer  
Brian Steele  
Reggie Theus Jr.

### BY HEIGHT

Bruce Ellington, 5-9  
Austin Constable, 5-11  
Brenton Williams, 5-11  
Jaylen Shaw, 6-0  
Duane Notice, 6-2  
Tyrone Johnson, 6-3  
Justin McKie, 6-4  
Michael Carrera, 6-5  
Brian Steele, 6-5  
Sindarius Thornwell, 6-5  
Reggie Theus Jr., 6-6  
Mindaugas Kacinas, 6-7  
Demetrius Henry, 6-9  
Desmond Ringer, 6-9  
Carlton Geathers, 6-10  
Laimonas Chatkevicius, 6-11

### PRONUNCIATION

Justin MACK-ee  
Lie-MOAN-us Ha-KEVA-chus  
Min-DAWG-us Kye-chin-iss

## 2013-14 SOUTH CAROLINA ROSTER

### ALPHABETICAL

No.	Name	Pos.	Ht.	Wt.	Cl.	Exp.	Hometown/High/Last School
24	Michael Carrera	F	6-5	214	SO	1VL	Anzoátegui, Venezuela/Montrose Christian School
14	Laimonas Chatkevicius	F	6-11	250	SO	1VL	Klaipeda, Lithuania/South Kent School
12	Austin Constable	G	5-11	180	SO	1VL	West Chester, Pa./Henderson
23	Bruce Ellington	G	5-9	196	SR	3VL	Moncks Corner, S.C./Berkeley
45	Carlton Geathers	F	6-10	255	RS JR	1VL	Georgetown, S.C./Carvers Bay
21	Demetrius Henry	F/C	6-9	215	FR	HS	Miami, Fla./Faith Baptist Christian School
4	Tyrone Johnson	G	6-3	194	JR	1VL	Plainfield, N.J./Montrose Christian School/Villanova
25	Mindaugas Kacinas	F	6-7	210	SO	1VL	Klaipeda, Lithuania/Word of Life Fire Traditional School
20	Justin McKie	G	6-4	195	FR	HS	Columbia, S.C./Irmo
10	Duane Notice	G	6-2	221	FR	HS	Woodbridge, Canada/St. Thomas More (Oakdale, Conn.)
32	Desmond Ringer	F/C	6-9	255	FR	HS	McDonough, Ga./Eagle's Landing
5	Jaylen Shaw	G	6-0	182	FR	HS	Hartsville, S.C./Hartsville
35	Brian Steele	F	6-5	200	SO	1VL	Greenville, S.C./Wade Hampton School
15	Reggie Theus Jr.	F	6-6	210	FR	HS	Los Angeles, Calif./Fairfax
0	Sindarius Thornwell	G	6-5	206	FR	HS	Lancaster, S.C./Oak Hill Academy
1	Brenton Williams	G	5-11	172	SR	2VL	Kissimmee, Fla./Osceola High School/Santa Fe College

### NUMERICAL

No.	Name	Pos.	Ht.	Wt.	Cl.	Exp.	Hometown/High/Last School
0	Sindarius Thornwell	G	6-5	206	FR	HS	Lancaster, S.C./Oak Hill Academy
1	Brenton Williams	G	5-11	172	SR	1VL	Kissimmee, Fla./Osceola High School/Santa Fe College
4	Tyrone Johnson	G	6-3	194	JR	1VL	Plainfield, N.J./Montrose Christian School/Villanova
5	Jaylen Shaw	G	6-0	182	FR	HS	Hartsville, S.C./Hartsville
10	Duane Notice	G	6-2	221	FR	HS	Woodbridge, Canada/St. Thomas More (Oakdale, Conn.)
12	Austin Constable	G	5-11	180	SO	HS	West Chester, Pa./Henderson
14	Laimonas Chatkevicius	F	6-11	250	SO	HS	Klaipeda, Lithuania/South Kent School
15	Reggie Theus Jr.	F	6-6	210	FR	HS	Los Angeles, Calif./Fairfax
20	Justin McKie	G	6-4	195	FR	HS	Columbia, S.C./Irmo
21	Demetrius Henry	F/C	6-9	215	FR	HS	Miami, Fla./Faith Baptist Christian School
23	Bruce Ellington	G	5-9	196	SR	2VL	Moncks Corner, S.C./Berkeley
24	Michael Carrera	F	6-5	214	SO	HS	Anzoátegui, Venezuela/Montrose Christian School
25	Mindaugas Kacinas	F	6-7	210	SO	HS	Klaipeda, Lithuania/Word of Life Fire Traditional School
32	Desmond Ringer	F/C	6-9	255	FR	HS	McDonough, Ga./Eagle's Landing
35	Brian Steele	F	6-5	200	SO	HS	Greenville, S.C./Wade Hampton School
45	Carlton Geathers	F	6-10	255	RS JR	1VL	Georgetown, S.C./Carvers Bay

**Head Coach:** Frank Martin (Florida International, '93)

**Associate Head Coach/Recruiting Coordinator:** Matt Figger (Eastern Kentucky, '95)

**Assistant Coach:** Perry Clark (Gettysburg, '74)

**Assistant Coach:** Lamont Evans (Kansas State, '09)

**Director of Basketball Operations:** Andy Assaley (Cincinnati, '96)

**Strength & Conditioning Coach:** Scott Greenawalt (Muskingum College, '98)


**Athletic Trainer:** Mark Rodger (Buffalo, '01)

**Graduate Student Manager/Student-Athlete Development:** Doug Edwards (Florida State, '07)

### TOP RETURNING...

Scorer .....	Williams, 11.0 ppg
Rebounder .....	Carrera, 7.2 rpg
Assist Maker .....	Ellington, 2.7 apg
FG Shooter .....	Kacinas, 51.8%
3-Point FG Shooter .....	Williams, 39.7%
FT Shooter .....	Williams, 84.2%
Shot Blocker .....	Carrera, 0.6 bpg
Steal Maker .....	Ellington, 1.3 spg

## RADIO/TV SPOT CHART



**#0**

**SINDARIUS THORNWELL**

Fr. - G - 6-5 - 206  
Lancaster, S.C.  
Oak Hill Academy



**#1**

**BRENTON WILLIAMS**

Sr. - G - 5-11 - 172  
Kissimmee, Fla.  
Santa Fe College



**#4**

**TYRONE JOHNSON**

Jr. - G - 6-3 - 194  
Plainfield, N.J.  
Montrose Christian/  
Villanova



**#5**

**JAYLEN SHAW**

Fr. - G - 6-0 - 182  
Hartsville, S.C.  
Hartsville



**#10**

**DUANE NOTICE**


Fr. - G - 6-2 - 221  
Woodbridge, Ontario  
St. Thomas More  
(Oakdale, Conn.)



**#12**

**AUSTIN CONSTABLE**

So. - G - 5-11 - 180  
West Chester, Pa.  
Henderson



**#14**

**LAIMONAS CHATKEVICIUS**

So. - F - 6-11 - 250  
Klaipeda, Lithuania  
South Kent School  
(South Kent, Conn.)



**#15**

**REGGIE THEUS JR.**

Fr. - F - 6-6 - 210  
Los Angeles, Calif.  
Fairfax



**#20**

**JUSTIN MCKIE**

Fr. - G - 6-4 - 195  
Columbia, S.C.  
Irmo



**#21**

**DEMETRIUS HENRY**

Fr. - F - 6-9 - 215  
Miami, Fla.  
Faith Baptist Christian  
School



**#23**

**BRUCE ELLINGTON**

Sr. - G - 5-9 - 196  
Moncks Corner, S.C.  
Berkeley



**#24**

**MICHAEL CARRERA**

So. - F - 6-5 - 214  
Anzoátegui, Venezuela  
Montrose Christian School



**#25**

**MINDAUGAS KACINAS**

So. - F - 6-7 - 210  
Klaipeda, Lithuania  
Word of Life Fire  
Traditional School



**#32**

**DESMOND RINGER**

Fr. - F - 6-9 - 255  
McDonough, Ga.  
Eagle's Landing



**#35**

**BRIAN STEELE**

So. - F - 6-5 - 200  
Greenville, S.C.  
Wade Hampton School



**#45**

**CARLTON GEATHERS**

R-Jr. - F - 6-10 - 255  
Georgetown, S.C.  
Carvers Bay



**FRANK MARTIN**  
Head Coach



**MATT FIGGER**  
Assoc. Head Coach/  
Recruiting Coordinator



**PERRY CLARK**  
Assistant Coach



**LAMONT EVANS**  
Assistant Coach



**ANDY ASSALEY**  
Director of Basketball  
Operations



**SCOTT GREENAWALT**  
Strength & Conditioning  
Coach



**MARK RODGER**  
Athletic Trainer



**DOUG EDWARDS**  
Student-Athlete  
Development



**EMILY FEENEY**  
Associate Director  
Media Relations



## GAMECOCKS RECORD WHEN ...

At home	7-4
On the road	0-7
At neutral sites	2-1
In overtime	0-0
vs. Top 25 team	0-3
vs. Top 10 team	0-2
vs. Top 3 team	0-0
Leading at half	6-4
Trailing at half	2-8
Tied at half	0-0
Shooting 50% or better	5-0
Shooting between 39-49%	3-7
Shooting less than 39%	0-5
Opp. shooting 50% or better	0-5
Opp. shooting between 39-49%	4-5
Opp. shooting less than 39%	4-2
Shooting better than opp.	8-1
Shooting worse then/equal to opp.	0-11
Starters out-score opp. starters	6-4
Opp. starters score/equal more	2-8
Bench out-scores opp. bench	5-4
Opp. bench scores/equals more	3-8
Having more FTs than opp.	5-1
Having equal/less FTs than opp.	3-11
Have more TOs than opp.	2-7
Having equal/less TOs than opp.	6-5
Having more rebounds than opp.	7-6
Having equal/less rebounds than opp.	1-6
Making 6 or more 3FGs	6-5
Having 15 or more assists	3-4
Having less than 15 assists	5-8
Score more points in paint than opp.	7-6
Scoring equal/less points in paint than opp.	1-6
Scoring more points off TOs than opp.	7-4
Scoring equal/less points off TOs than opp.	1-8
Scoring more 2nd-chance points than opp.	6-5
Scoring equal/less 2nd-chance points than opp.	2-8
Scoring more fast break points than opp.	5-3
Scoring equal/less fast break points than opp.	3-9
Wearing White uniforms	7-3
Wearing Garnet uniforms	1-4
Wearing Black uniforms	0-5
Wearing Gray uniforms	0-0
Playing on live TV	7-10
Playing in November	2-2
Playing in December	4-4
Playing in January	2-6
Playing in February	0-0
Playing in March	0-0
Playing a day-game	4-6
Playing a night-game	4-6
Playing on Sunday	2-1
Playing on a Monday	1-1
Playing on a Tuesday	0-2
Playing on a Wednesday	2-3
Playing on a Thursday	0-1
Playing on a Friday	1-1
Playing on a Saturday	2-3
Scoring margin is 5 points or less	0-3
Margin is between 6-10	3-3
Margin is between 11-20	1-3
Margin is more than 20	4-3
Scoring 59 points or less	0-4
Scoring 60-69 points	1-5
Scoring 70-79 points	2-3
Scoring 80-89 points	4-0
Scoring 90-99 points	1-0
Scoring 100+ points	0-0

### MISCELLANEOUS

Current streak	W1
Home court streak	W1
Away streak	L7
Neutral court streak	W1

## 2013-14 SUPERLATIVES

(tied for team lead also included)

Scoring Leaders	'13-14	Career
Tyrone Johnson	5*	5*
Sindarius Thornwell	6	6
Mindaugas Kacinas	1	1
Jaylen Shaw	1	1
Brenton Williams	6	16
Duane Notice	2	2

Rebounding Leaders	'13-14	Career
Mindaugas Kacinas	5	8
Michael Carrera	7	20
Sindarius Thornwell	3	3
Demetrius Henry	2	2
Laimonas Chatkevicius	2	5
Duane Notice	1	1
Tyrone Johnson	2*	2*
Desmond Ringer	3	3

Assists Leaders	'13-14	Career
Duane Notice	11	11
Tyrone Johnson	10*	10*
Jaylen Shaw	1	1
Sindarius Thornwell	7	7
Brenton Williams	1	3

Blocks Leaders	'13-14	Career
Michael Carrera	8	17
Sindarius Thornwell	4	4
Mindaugas Kacinas	4	10
Demetrius Henry	8	8
Laimonas Chatkevicius	6	11
Bruce Ellington	1	3
Desmond Ringer	3	3
Duane Notice	1	1
Mindaugas Kacinas	1	1

Steals Leaders	'13-14	Career
Michael Carrera	8	11
Sindarius Thornwell	6	6
Brenton Williams	7	18
Mindaugas Kacinas	6	9
Bruce Ellington	2	26
Demetrius Henry	3	3
Reggie Theus Jr.	1	1
Tyrone Johnson	2*	2*
Duane Notice	2	2
Austin Constable	1	1
Justin McKie	1	1
Jaylen Shaw	1	1
Laimonas Chatkevicius	1	1

Double-Figure Scoring	'13-14	Career
Tyrone Johnson	11*	11*
Sindarius Thornwell	13	13
Brenton Williams	14	37
Michael Carrera	3	15
Mindaugas Kacinas	2	7
Demetrius Henry	3	3
Jaylen Shaw	2	2
Duane Notice	8	8
Laimonas Chatkevicius	3	5

20+ points	'13-14	Career
Sindarius Thornwell	4	4
Brenton Williams	2	4

30+ points	'13-14	Career
Brenton Williams	1	2

Double-Figure Rebounding	'13-14	Career
Mindaugas Kacinas	2	5
Demetrius Henry	1	1
Sindarius Thornwell	1	1
Michael Carrera	1	7

5+ assists	'13-14	Career
Tyrone Johnson	3*	3*
Jaylen Shaw	1	1
Duane Notice	4	4

3+ steals	'13-14	Career
Sindarius Thornwell	2	2
Brenton Williams	3	7
Michael Carrera	2	3

2+ blocks	'13-14	Career
Mindaugas Kacinas	3	8
Michael Carrera	6	11
Sindarius Thornwell	2	2
Demetrius Henry	5	5
Desmond Ringer	1	1
Laimonas Chatkevicius	3	8

Double-Doubles	'13-14	Career
Mindaugas Kacinas	1	2
Demetrius Henry	1	1
Sindarius Thornwell	1	1
Michael Carrera	1	6

Clutch Free Throws (under 5 min/OT)		
Demetrius Henry	1-4	.250
Sindarius Thornwell	9-10	.900
Tyrone Johnson	19-26	.730
Desmond Ringer	2-7	.285
Duane Notice	5-6	.833
Reggie Theus Jr.	2-6	.333
Brenton Williams	19-20	.950
Michael Carrera	10-15	.667
Bruce Ellington	2-2	1.000
Mindaugas Kacinas	5-7	.714
Justin McKie	2-4	.500
Jaylen Shaw	3-3	1.000
Brian Steele	0-2	.000
Totals	79-112	.705

\* indicates at South Carolina

### Miscellaneous

Largest Halftime Lead		
SC	22, vs. Longwood (Nov. 9, 2013)	
Opp	24, Oklahoma State (Dec. 6, 2013)	
Smallest Halftime Lead		
SC	1, twice, last at Texas A&M (Jan. 15, 2014)	
Opp	2, LSU (Jan. 11, 2014)	
Fewest Points In First Half		
SC	15, vs. Oklahoma State (Dec. 6, 2013)	
Opp	15, Longwood (Nov. 9, 2013)	
Most Points In First Half		
SC	44, vs. SC State (Jan. 3, 2014)	
Opp	45, 2x, last at Georgia (Jan. 22, 2014)	
Most Points In Second Half		
SC	56, vs. Marshall (Dec. 30, 2013)	
Opp	52, at Georgia (Jan. 22, 2014)	
Fewest Points In Second Half		
SC	25, at Baylor (Nov. 12, 2013)	
Opp	21, vs. Akron (Dec. 28, 2013)	
Most Points in Overtime		
SC	-	
Opp	-	
Largest Margin of Victory		
SC	38, vs. Longwood (Nov. 9, 2013)	
Opp	27, Oklahoma State (Dec. 6, 2013)	
Smallest Margin of Victory		
SC	7, twice, last vs. SC State (Jan. 3, 2014)	
Opp	1, Ole Miss (Jan. 18, 2014)	

## 2013-14 GAME BY GAME COMPARISON

	Date	Result	FG-A	Pct	3FG-A	Pct	FT-A	Pct	O-D-Total	PF	Pts	A	TO	Blk	Stl	Min	Half
Longwood			13-57	.228	4-22	.182	14-22	.636	9-18-27	19	44	7	13	0	9	200	15
South Carolina	Nov. 9, 2013	W, 82-44	28-57	.491	6-20	.300	20-24	.833	12-38-50	18	82	13	15	8	5	200	37
Baylor			19-50	.380	6-17	.353	22-41	.537	18-28-46	26	66	12	15	6	4	200	38
South Carolina	Nov. 12, 2013	L, 64-66	18-50	.360	3-8	.375	25-36	.694	11-24-35	29	64	14	8	4	9	200	39
Clemson			21-48	.438	5-14	.357	24-26	.923	7-26-33	20	71	14	12	12	8	200	35
South Carolina	Nov. 17, 2013	L, 57-71	23-65	.354	1-10	.110	10-18	.556	21-20-41	21	57	7	13	2	6	200	26
FIU			24-50	.480	6-16	.375	18-21	.857	7-20-27	18	72	13	16	3	9	200	42
South Carolina	Nov. 24, 2013	W, 84-72	30-59	.508	8-19	.421	16-21	.762	12-19-31	15	84	19	13	3	5	200	39
Oklahoma State			25-56	.446	5-22	.227	24-32	.750	14-18-32	17	79	13	7	4	10	200	39
South Carolina	Dec. 6, 2013	L, 52-79	16-45	.356	6-11	.545	14-22	.636	14-22-36	26	52	10	24	4	3	200	15
Manhattan			23-49	.469	6-13	.462	34-39	.872	12-21-33	30	86	13	16	9	11	200	45
South Carolina	Dec. 17, 2013	L, 68-86	22-52	.423	2-7	.286	22-38	.579	12-15-27	23	68	15	16	3	3	200	34
USC Upstate			24-56	.429	6-21	.286	20-35	.571	13-32-45	17	74	17	14	5	8	200	33
South Carolina	Dec. 19, 2013	L, 68-74	23-69	.333	8-29	.276	14-20	.700	17-28-45	24	68	15	12	5	9	200	37
Saint Mary's			22-54	.407	7-19	.368	20-25	.800	13-14-27	20	71	11	11	2	3	200	27
South Carolina	Dec. 22, 2013	W, 78-71	28-48	.583	4-7	.571	18-29	.621	11-21-32	24	78	12	11	3	6	200	33
Boise State			29-54	.537	9-22	.409	13-19	.684	7-21-28	22	80	16	9	3	7	200	43
South Carolina	Dec. 23, 2013	L, 54-80	19-51	.373	4-16	.250	12-18	.667	9-21-30	18	54	6	18	4	3	200	28
Akron			22-58	.379	5-17	.294	10-19	.526	16-19-35	19	59	10	16	8	5	200	31
South Carolina	Dec. 25, 2013	W, 69-59	25-60	.417	2-9	.222	17-21	.810	15-23-38	21	69	12	10	3	6	200	25
Akron			13-40	.325	4-16	.250	15-23	.652	9-18-27	23	45	6	21	3	4	200	24
South Carolina	Dec. 28, 2013	W, 78-45	28-63	.444	8-15	.533	14-19	.737	17-17-34	19	78	20	7	5	6	200	30
Marshall			17-45	.378	1-14	.071	30-47	.638	9-18-27	26	65	9	16	6	2	200	31
South Carolina	Dec. 30, 2013	W, 92-65	34-66	.515	6-12	.500	18-26	.692	18-26-44	32	92	19	11	4	7	200	36
SC State			29-65	.446	5-20	.250	12-18	.667	17-18-35	27	75	14	10	5	7	200	33
South Carolina	Jan. 3, 2014	W, 82-75	25-50	.500	7-15	.467	25-35	.714	11-20-31	16	82	13	13	4	4	200	44
Florida			26-45	.578	5-19	.263	17-24	.708	5-20-25	19	74	16	15	4	10	200	34
South Carolina	Jan. 8, 2014	L, 58-74	18-41	.439	5-10	.500	17-26	.654	9-19-28	20	58	9	21	1	7	200	21
LSU			22-56	.393	5-18	.278	22-35	.629	16-26-42	24	71	13	19	4	14	200	32
South Carolina	Jan. 11, 2014	L, 68-71	20-48	.417	4-11	.364	24-34	.706	7-25-32	28	68	10	19	4	9	200	30
Texas A&M			22-40	.550	7-16	.438	24-41	.585	6-19-25	20	75	14	11	3	6	200	38
South Carolina	Jan. 15, 2014	L, 67-75	23-49	.469	5-18	.278	16-22	.727	12-21-33	31	67	15	17	2	9	200	39
Ole Miss			21-49	.429	5-21	.238	28-37	.757	8-23-31	27	75	9	20	10	12	200	27
South Carolina	Jan. 18, 2014	L, 74-75	22-60	.367	6-21	.286	24-36	.667	18-22-40	29	74	15	21	5	9	200	37
Georgia			27-49	.551	10-18	.556	33-50	.660	13-26-39	26	97	21	14	2	6	200	45
South Carolina	Jan. 22, 2014	L, 76-97	22-48	.458	8-14	.571	24-36	.667	8-19-27	33	76	8	15	4	9	200	34
Missouri			26-48	.542	8-17	.471	22-33	.667	8-25-33	17	82	18	11	3	2	200	38
South Carolina	Jan. 25, 2014	L, 74-82	23-59	.390	10-26	.385	18-22	.818	13-19-32	29	74	12	11	2	5	200	22
Texas A&M			16-45	.356	4-16	.250	16-29	.552	11-14 -25	23	52	11	18	2	10	200	21
South Carolina	Jan. 29, 2014	W, 80-52	24-46	.522	6-15	.400	26-32	.750	10-23-33	19	80	11	15	7	11	200	41

**2013-14 RESULTS: OVERALL, 8-12; HOME, 6-4; AWAY, 0-7; NEUTRAL, 2-1; SEC, 0-6**

DATE	OPPONENT	W/L	SCORE	RECORD (SEC)	POINTS	REBOUNDS	ASSISTS	BLOCKS	STEALS	ATTENDANCE
Nov. 9	Longwood	W	82-44	1-0 (0-0)	Johnson (18)	Kacinas (14)	Notice (4)	3 with 2	Carrera (2)	8,536 (paid)
Nov. 12	at No. 23/25 Baylor	L	64-66	1-1 (0-0)	Thornwell (20)	Carrera (7)	Johnson (8)	Henry (2)	Thornwell (3)	5,706
Nov. 17	at Clemson	L	71-57	1-2 (0-0)	Kacinas (13)	Kacinas (12)	Johnson/Notice (2)	Henry/Chatkevicius (1)	Thornwell/Carrera (2)	7,283
Nov. 24	FIU	W	84-72	2-2 (0-0)	Johnson (18)	Kacinas (9)	Johnson (7)	Carrera (2)	Williams (2)	9,869 (paid)
Dec. 6	at No. 9/11 Okla. St.	L	79-52	2-3 (0-0)	Shaw (13)	Carrera (7)	Johnson/Shaw (3)	Henry (2)	3 with 1	13,611
Dec. 17	Manhattan	L	86-68	2-4 (0-0)	Thornwell (17)	Thornwell/Kacinas (5)	Thornwell/Johnson (3)	3 with 1	3 with 1	7,573 (paid)
Dec. 19	USC Upstate	L	74-68	2-5 (0-0)	Thornwell (19)	Kacinas (9)	3 with 3	Ringer (2)	Ellington (2)	7,531 (paid)
Dec. 22	vs. Saint Mary's	W	78-71	3-5 (0-0)	Johnson (16)	Henry (8)	4 with 3	3 with 1	Henry (2)	8,093
Dec. 23	vs. Boise State	L	80-54	3-6 (0-0)	Williams (14)	Chatkevicius (6)	Johnson (3)	Henry/Chatkevicius (2)	3 with 1	6,438
Dec. 25	vs. Akron	W	69-59	4-6 (0-0)	Notice (15)	4 with 5	Johnson (5)	3 with 1	Thornwell (2)	6,769
Dec. 28	Akron	W	78-45	5-6 (0-0)	Williams (24)	Carrera (7)	Notice (6)	Kacinas (2)	Kacinas/Johnson (2)	7,802 (paid)
Dec. 30	Marshall	W	92-65	6-6 (0-0)	Johnson/Williams (18)	Ringer (7)	Notice (6)	Carrera (4)	7 with 1	7,935 (paid)
Jan. 3	SC State	W	82-75	7-6 (0-0)	Williams (19)	Henry (11)	Notice (8)	Carrera (2)	4 with 1	7,357 (paid)
Jan. 8	at No. 10/11 Florida	L	74-58	7-7 (0-1)	Johnson (12)	Johnson (6)	Notice (3)	Kacinas (1)	Williams/Thornwell (3)	12,147
Jan. 11	LSU	L	71-68	7-8 (0-2)	Thornwell (25)	Thornwell/Johnson/Ringer (5)	Johnson (3)	Carrera (2)	Kacinas/Williams/Carrera (2)	12,071 (paid)
Jan. 15	at Texas A&M	L	75-67	7-9 (0-3)	Williams (14)	Ringer (9)	Notice (5)	Notice/Chatkevicius (1)	Carrera (4)	9,257
Jan. 18	Ole Miss	L	75-74	7-10 (0-4)	Thornwell (24)	Thornwell (11)	Notice/Thornwell (4)	Chatkevicius/Thornwell (2)	Carrera (3)	14,302 (paid)
Jan. 22	at Georgia	L	97-76	7-11 (0-5)	Thornwell (26)	Carrera/Chatkevicius (6)	Thornwell (4)	Henry/Chatkevicius (2)	Chatkevicius/Shaw(2)	5,366
Jan. 25	at Missouri	L	82-74	7-12 (0-6)	Williams (32)	Carrera (11)	Notice (4)	Carrera/Ringer (1)	Williams (3)	12,033
Jan. 29	Texas A&M	W	80-52	8-12 (1-6)	Notice/Thornwell (19)	Carrera (9)	Notice/Thornwell (3)	Carrera/Henry/Kacinas(2)	Williams(3)	9,950

## 2013-14 STARTING LINEUP WIN-LOSS

Guard	Guard	Guard/Forward	Forward	Forward	2013-14	Games
Johnson	Thornwell	Notice (g)	Henry	Kacinas	2-2	4
Johnson	Thornwell	Carrera (f)	Henry	Kacinas	1-2	3
Johnson	Thornwell	Ellington (g)	Henry	Kacinas	0-2	2
Williams	Thornwell	Notice (g)	Henry	Kacinas	7-0	7
Williams	Thornwell	Notice (g)	Chatkevicius	Ringer	0-1	1
Williams	Thornwell	Notice (g)	Henry	Carrera	1-2	3



## 2013-14 GAME-BY-GAME STARTING LINEUPS

OPPONENT, RESULT	GUARD	GUARD	FORWARD/GUARD	FORWARD	FORWARD
Longwood, W	Johnson	Thornwell	Notice (g)	Henry	Kacinas
@Baylor, L	Johnson	Thornwell	Carrera (f)	Henry	Kacinas
@Clemson, L	Johnson	Thornwell	Notice (g)	Henry	Kacinas
FIU, W	Johnson	Thornwell	Carrera (f)	Henry	Kacinas
@Okla. St., L	Johnson	Thornwell	Carrera (f)	Henry	Kacinas
Manhattan, L	Johnson	Thornwell	Ellington (g)	Henry	Kacinas
USC Upstate, L	Johnson	Thornwell	Ellington (g)	Henry	Kacinas
vs. Saint Mary's, W	Johnson	Thornwell	Notice (g)	Henry	Kacinas
vs. Boise State, L	Johnson	Thornwell	Notice (g)	Henry	Kacinas
vs. Akron, W	Williams	Thornwell	Notice (g)	Henry	Kacinas
Akron, W	Williams	Thornwell	Notice (g)	Henry	Kacinas
Marshall, W	Williams	Thornwell	Notice (g)	Henry	Kacinas
SC State, W	Williams	Thornwell	Notice (g)	Henry	Kacinas
@Florida, L	Williams	Thornwell	Notice (g)	Henry	Kacinas
LSU, L	Williams	Thornwell	Notice (g)	Henry	Kacinas
@Texas A&M, L	Williams	Thornwell	Notice (g)	Henry	Kacinas
Ole Miss, L	Williams	Thornwell	Notice (g)	Chatkevicius	Ringer
@Georgia, L	Williams	Thornwell	Notice (g)	Henry	Carrera
@Missouri, L	Williams	Thornwell	Notice (g)	Henry	Carrera
Texas A&M, W	Williams	Thornwell	Notice (g)	Henry	Carrera
@Ole Miss					
Auburn					
@Tennessee					
Vanderbilt					
Alabama					
@Arkansas					
Georgia					
@Auburn					
Kentucky					
Florida					
@Miss. St.					
SEC Tourney					
NCAA Tourney					

### CITY CHAPTER DAYS ANNOUNCED FOR GAMECOCK BASKETBALL

The University of South Carolina Athletics Department, along with The Gamecock Club and My Carolina Alumni Association, have partnered in creating several City Chapter Days throughout the 2013-14 basketball season for both the Gamecock men's and women's teams.

The City Chapter Days will give Gamecock Club and Alumni Chapters a game at Colonial Life Arena that is dedicated specifically to their respective members and local business. During each game different chapter leaders and business owners will be recognized for their contributions and support of Gamecock Athletics.

**Jan. 11, 2014 - Men's Basketball vs. LSU at 1:30 PM**

**Charlotte, York & Rock Hill Day**

**Jan. 18, 2014 - Men's Basketball vs. Ole Miss at 4:30 PM, Greenville Day**

**Jan. 29, 2014 - Men's Basketball vs. Texas A&M at 7 PM, Irmo Night**

**Feb. 5, 2014 - Men's Basketball vs. Auburn at 7 PM**

**Richland County Night**

**Feb. 12, 2014 - Men's Basketball vs. Vanderbilt at 8 PM,**

**Lexington Night**

**Feb. 15, 2014 - Men's Basketball vs. Alabama at 8 PM**

**Spartanburg Night**

**Feb. 22, 2014 - Men's Basketball vs. Georgia at 1:30 PM, Charleston Day**

**Feb. 27, 2014 - Women's Basketball vs. Georgia 7 PM, Gamecock Club and My Carolina Alumni Association Appreciation Night**

**March 4 2014 - Men's Basketball vs. Florida at 7 PM**

**Gamecock Club and My Carolina Alumni Association Appreciation Night**

EXHIB. - SOUTH CAROLINA 84, USC AIKEN 72  
NOV. 3, 2013/COLONIAL LIFE ARENA

COLUMBIA, S.C. - In South Carolina's only exhibition game before opening up the season on Nov. 9, the Gamecocks used a pair of first half runs fueled by its defense to take hold a 17-point first-lead before ultimately defeating USC Aiken 84-72. Sophomore guard Michael Carrera led the Gamecocks with 14 points, while sophomore forward Laimonas Chatkevicius added a double-double with 10 points and 11 rebounds.

South Carolina jumped out to a quick 5-1 lead just over two minutes into the game after a jumper from freshman guard Duane Notice. The Pacers though tied it up a minute and a half later on a bucket from senior guard Jesse Seilern and pushed the lead to 9-7 after a 3-pointer from Seilern at the 15:03 mark.

From that point on, the Gamecocks picked up their pressure on the defensive end that resulted in a 10-1 run that was capped off by Carrera turning over Aiken's DeVontae Wright in the backcourt and taking the ball the length of the court for a two-handed dunk.

Wright came back and connected on a 3 on the right side to end a two and half minute drought that saw the Pacers forced into six missed attempts.

Wright's basket was the last for the Pacers for almost seven minutes. After a pair of free throws from the senior guard cut the game to two at the 9:30 mark, South Carolina went on a 16-1 run that started with a dunk from Chatkevicius. Over two minutes later, Notice found Carrera open on the left side as the sophomore marksman drained the triple to push the lead to nine.

Five free throws and buckets from Notice and fellow freshman Demetrius Henry pushed the lead to 33-16. During the near four and a half minute stretch, the Gamecocks forced the Pacers into 12 missed field goal attempts.

With under a minute remaining in the half, Thornwell turned over Aiken, flipped the ball to Notice who found Carrera on the end in transition for an easy dunk, but Seilern's third 3 of the half for the Pacers with five seconds left made it a 17-point game.

After holding USC Aiken to 21 percent shooting in the first half, the Pacers caught fire midway through the second half. With a 62-47 South Carolina lead at the second media timeout at 11:49, USC Aiken went 6-of-10 from the floor to go with four free throws in less than four minutes. After Chatkevicius added a free throw for Carolina at 9:54, the Pacers went on a 13-0 run in under two minutes, highlighted by three-straight 3-pointers from senior guard Ronald Zimmerman. Senior forward Paul Larsen's layup with eight minutes remaining cut the lead to three at 65-62.

The defensive intensity picked back up for the Gamecocks as they went on a 16-2 run over the next 5-plus minutes, primarily at the free-throw line to put the game away.

The run was keyed by senior guard Brenton Williams who hit a big 3 for the Gamecocks to push the lead back up to six with under seven minutes remaining.

To go with Carrera's 14 and Chatkevicius' 10, Thornwell and Williams were also in double figures with 12 and 10 points, respectively. Aiken's Seilern led all scorers with 18.

EXHIBITION



Official Basketball Box Score - Game Totals - Final Statistics  
USCA vs South Carolina  
11/03/13 2 p.m. at Columbia, S.C. (Colonial Life Arena)



USCA 72 • 0-0

#	Player	Total		3-Ptr		Rebounds		PF	TP	A	T	Bk	Stl	Min
		FG	FGA	FG	FTA	Off	Def							
14	Paul Larsen	f	4-7	0-0	7-10	3	6	9	4	15	0	2	0	3
32	Alvin Brown	f	0-1	0-0	0-0	0	0	0	0	5	0	1	0	4
04	DeVontae Wright	g	2-9	1-1	4-4	1	3	4	5	9	0	3	1	22
05	Shane Porchea	g	1-4	0-0	4-8	3	2	5	4	6	0	1	0	1
13	Ronald Zimmerman	g	4-15	3-12	2-2	3	1	4	1	13	1	2	0	30
00	Hendrix Emu	g	1-2	0-0	0-0	2	1	3	0	2	1	0	0	7
01	Derrick Scott	g	0-2	0-1	0-0	0	1	1	1	0	0	0	0	8
10	Kinley Branch	g	0-2	0-2	1-2	0	0	0	3	1	1	0	0	8
11	Grant Harris	g	3-6	1-3	1-2	1	0	1	2	8	3	2	0	1
15	Rick Alderman	g	0-4	0-0	0-1	2	1	3	0	1	2	1	0	22
23	Jesse Seilern	g	5-14	4-9	4-6	1	2	3	3	18	2	3	0	34
Team														
Totals		20-66	9-28	23-35	18	18	36	31	72	9	16	2	13	200

FG % 1st Half: 7-33 21.2% 2nd half: 13-33 39.4% Game: 20-66 30.3%  
3FG % 1st Half: 5-16 31.3% 2nd half: 4-12 33.3% Game: 9-28 32.1%  
FT % 1st Half: 8-15 53.3% 2nd half: 15-20 75.0% Game: 23-35 65.7%

Deadball  
Rebounds  
5.1

South Carolina 84 • 0-0

#	Player	Total		3-Ptr		Rebounds		PF	TP	A	T	Bk	Stl	Min
		FG	FGA	FG	FTA	Off	Def							
3-6	CHATKEVICIUS, L.	f	3-6	0-0	4-6	4	7	11	3	10	0	2	1	0
21	HENRY, Demetrius	f	3-6	0-0	2-4	1	4	5	3	8	0	2	1	0
14	CARRERA, Michael	f	4-5	1-1	5-6	1	4	5	2	14	0	3	3	17
00	THORNWELL, Sindarius	g	2-3	0-0	8-10	0	5	5	2	12	3	4	1	25
10	NOTICE, Duane	g	2-8	0-0	4-4	0	0	0	2	8	6	1	0	19
01	WILLIAMS, Brenton	g	1-4	1-3	7-8	0	1	1	0	10	1	0	0	13
05	SHAW, Jaylen	g	2-6	0-1	2-2	1	0	1	3	6	1	5	0	26
15	THEUS JR., Reggie	g	0-0	0-0	0-0	0	0	0	0	0	0	0	0	2
20	MCKIE, Justin	g	3-4	0-0	0-0	0	4	4	1	6	1	1	1	21
35	KACINAS, Mindaugas	g	3-4	0-0	2-2	0	4	4	4	8	1	1	0	17
32	RINGER, Desmond	g	0-0	0-0	0-0	0	3	3	0	0	2	0	1	14
35	STEELE, Brian	g	1-3	0-1	0-1	1	0	1	1	2	0	0	0	5
Team														
Totals		24-49	2-6	34-43	10	34	44	24	84	13	22	7	8	200

FG % 1st Half: 13-38 34.2% 2nd half: 11-21 52.4% Game: 24-49 49.0%  
3FG % 1st Half: 1-2 50.0% 2nd half: 1-4 25.0% Game: 2-6 33.3%  
FT % 1st Half: 17-22 77.3% 2nd half: 17-21 81.0% Game: 34-43 79.1%

Officials: Ted Valentine, Tony Greene, Jeff Smith  
Technical fouls: USCA-None. South Carolina-KACINAS, Mindaugas.  
Attendance: 8536  
Exhibition Contest

Score by periods	1st	2nd	Total
USCA	27	45	72
South Carolina	44	40	84

Last FG - USCA 2nd-00:42, SC 2nd-02:23.  
Largest lead - USCA by 2 1st-15:03, SC by 21 2nd-18:01.

Score tied - 3 times.  
Lead changed - 4 times.

GAME 1 - SOUTH CAROLINA 82, LONGWOOD 44  
NOV. 9, 2013/COLONIAL LIFE ARENA

COLUMBIA, S.C. - South Carolina (1-0) posted an 82-44 victory in its season opener on Saturday versus Longwood (0-1). The win marked the 13th straight in an opener for the Gamecocks and held head coach Frank Martin's record at a perfect 7-0 in openers for his career. South Carolina junior guard Ty Johnson led all scorers with 18 points, hitting 6-of-9 attempts from the field.

Prior to the start of Saturday's opener, it was announced that Johnson had been granted a waiver from the NCAA allowing him to compete effective immediately. Johnson went on to score the first points of the contest on a driving lay-up to the right side in his first regular season action since the 2011-12 campaign at Villanova.

Sophomore forward Mindaugas Kacinas set a career high in the game with 14 rebounds, where the Gamecocks out-rebounded the Lancers 50-27. Kacinas pulled down five of Carolina's 12 offensive boards in the game.

South Carolina held Longwood to just 22.8 percent (13-57) shooting, which marked a new Colonial Life Arena record. Longwood's 44 points in the contest were the fewest for a Gamecock opponent since SE Louisiana scored 43 on Dec. 21, 2011. It was the largest margin of victory for Carolina since defeating Alabama A&M 88-50 on Nov. 13, 2009.

The Gamecocks held an early 6-0 lead behind the play of Johnson before a lay-in from Longwood's Tristan Carey put the Lancers on the board with 14:09 to play in the opening half.

Back-to-back 3s from sophomore forward Michael Carrera pushed the Gamecock lead to 18-4 with 11:04 remaining in the first half before Longwood would score five unanswered points over the course of the next three minutes to put the score at 18-9 at the under-eight minute media timeout.

The Lancers would add a jumper with 5:47 remaining, forcing a called timeout for the Gamecocks.

South Carolina would score seven unanswered out of the timeout, and would end the half on a 19-4 run, sparked by consecutive 3s from freshman guard Duane Notice, to hold a 37-15 uphander at the break. Senior guard Brenton Williams led all scorers in the opening half with 11, while Kacinas pulled down eight rebounds, including four on the offensive glass.

Strong defense from the Gamecocks forced the ninth and 10th turnovers of the contest for the Lancers, with Carolina capitalizing on both with jumpers from freshman guard Sindarius Thornwell and Johnson at the 17:12 mark, which forced a Longwood timeout.

South Carolina continued to bolster its lead through the remainder of the second half. A one-handed dunk from Carrera pushed the lead to 61-24 at the 10:17 mark. The Gamecocks continued to dominate the remainder of the half. Johnson reached his career high for points in the later minutes of the game, and Kacinas pulled down his career high for rebounds, adding eight points to almost reach the double-double.

Williams and Thornwell both posted 14 points in the win, with all of Thornwell's tallies coming in the second half. Carrera added 12 points, nine rebounds and two blocks and Notice led the way with four assists.

Carey led Longwood with 12 points in the contest.

GAME 1



Official Basketball Box Score - Game Totals - Final Statistics  
Longwood vs South Carolina  
11/09/13 1 p.m. ET at Columbia, S.C. (Colonial Life Arena)



Longwood 44 • 0-1

#	Player	Total		3-Ptr		Rebounds		PF	TP	A	T	Bk	Stl	Min
		FG	FGA	FG	FTA	Off	Def							
20	ZIEGLER, Karl	f	0-6	0-0	5-6	3	4	7	2	5	0	3	0	22
30	GETER, Damian	f	0-0	0-0	0-0	0	3	3	2	0	1	0	0	21
44	HAVENSTEIN, Jeff	f	0-1	0-0	0-0	1	1	2	2	0	1	0	0	21
12	CAREY, Tristan	g	5-20	2-10	0-1	0	3	3	2	12	0	1	0	32
25	WOODHOUSE, Lucas	g	2-9	1-4	4-5	0	4	4	1	9	4	2	0	33
01	FISHER, Leron	g	1-6	1-4	2-6	0	1	1	3	5	2	0	2	26
03	ALLEN, Darron	g	1-5	0-0	0-0	0	0	0	3	0	1	0	0	7
15	BELTON, Isaac	g	1-7	0-3	3-4	0	1	0	1	2	5	0	1	13
10	DUBLIN, Jeylani	g	4-5	0-0	0-0	3	0	3	2	8	0	0	0	24
30	AKERS, Tyler	g	0-0	0-0	0-0	0	0	0	0	0	0	0	0	1
Team														
Totals		13-57	4-22	14-22	9	18	27	19	44	7	13	0	9	200

FG % 1st Half: 6-29 20.7% 2nd half: 7-28 25.0% Game: 13-57 22.8%  
3FG % 1st Half: 1-11 9.1% 2nd half: 3-11 27.3% Game: 4-22 18.2%  
FT % 1st Half: 2-3 66.7% 2nd half: 12-19 63.2% Game: 14-22 63.6%

Deadball  
Rebounds  
5

South Carolina 82 • 1-0

#	Player	Total		3-Ptr		Rebounds		PF	TP	A	T	Bk	Stl	Min
		FG	FGA	FG	FTA	Off	Def							
21	HENRY, Demetrius	f	1-5	0-0	2-2	2	4	6	2	4	1	0	0	31
25	KACINAS, Mindaugas	f	4-6	0-0	0-0	5	9	14	2	8	0	3	2	0
00	THORNWELL, Sindarius	g	4-10	0-3	6-7	1	3	4	3	14	3	2	2	1
04	JOHNSON, Tyrone	g	6-9	0-1	6-7	0	2	2	2	18	2	4	1	24
10	NOTICE, Duane	g	3-6	2-3	0-0	1	4	5	8	4	3	0	1	19
01	WILLIAMS, Brenton	g	5-11	2-7	2-2	0	4	4	0	14	1	0	0	22
05	SHAW, Jaylen	g	0-1	0-1	2-2	0	0	0	1	2	1	1	0	3
14	CHATKEVICIUS, L.	g	1-1	0-0	0-0	1	3	4	0	2	0	0	1	8
15	THEUS JR., Reggie	g	0-0	0-0	0-0	0	0	0	0	0	0	1	0	2
20	MCKIE, Justin	g	0-1	0-0	0-0	0	0	0	0	0	0	0	0	4
35	KACINAS, Michael	g	4-7	2-5	2-4	2	7	9	3	12	1	0	2	25
32	RINGER, Desmond	g	0-0	0-0	0-0	0	0	0	0	0	0	1	0	7
Team														
Totals		28-57	6-20	20-24	12	38	50	18	82	13	15	8	5	200

FG % 1st Half: 13-33 39.4% 2nd half: 15-24 62.5% Game: 28-57 49.1%  
3FG % 1st Half: 6-15 40.0% 2nd half: 0-5 0.0% Game: 6-20 30.0%  
FT % 1st Half: 5-8 62.5% 2nd half: 15-16 93.8% Game: 20-24 83.3%

Deadball  
Rebounds  
3

Officials: Antonio Petty, Kevin Fehr, Jamie Luckie  
Technical fouls: Longwood-None. South Carolina-None.  
Attendance: 8536  
2013-14 Season Opener

Score by periods	1st	2nd	Total
Longwood	15	29	44
South Carolina	37	45	82

Last FG - LONG 2nd-01:31, SC 2nd-00:33.  
Largest lead - LONG None, SC by 42 2nd-04:41.

Score tied - 0 times.  
Lead changed - 0 times.

GAME 2 - NO. 23/25 BAYLOR 66, SOUTH CAROLINA 64  
NOV. 12, 2013/FERRELL CENTER/WACO, TEXAS

WACO, Texas - South Carolina battled No. 23/25 Baylor to the wire before coming up just short in a 66-64 loss at the Ferrell Center. Freshman guard Sindarius Thornwell saw a pair of shots fall just short in the final seconds, and forward Michael Carrera was fouled attempting a put-back at the final horn, but officials determined the infraction occurred after time had expired.

Thornwell was the catalyst for the Gamecocks throughout the afternoon, leading all scorers with a season-high 20 points and chipping in four rebounds as Baylor was unable to find an answer for him.

Both teams opened up the game shooting high percentages with South Carolina starting the game hitting eight of its first nine from the field, while Baylor connected on seven of its first eight field goals.

The teams went back and forth throughout the first 20 minutes, both shooting over 48 percent from the field. South Carolina held a slim lead for much of the half, posting its largest lead of four, four times during the period and only trailing twice and taking a 39-38 edge into the locker room at halftime.

With 14:08 left in the game, Baylor grabbed its first lead since the 12:42 mark in

**GAME 3 - CLEMSON 71, SOUTH CAROLINA 57**  
**NOV. 17, 2013/LITTLEJOHN COLISEUM/CLEMSON, S.C.**

**CLEMSON, S.C.** - After valiantly fighting back to within one point midway through the second half, South Carolina (1-2) was unable to sustain its come-back bid on the road, falling to Clemson (3-0) 71-57 at Littlejohn Coliseum. Gamecock sophomore forward Mindaugas Kacinas recorded his first double-double of the season with 13 points and 12 rebounds, while Tiger junior forward K.J. McDaniels led all scorers 21 points and grabbing 10 rebounds.

The teams traded lead baskets through the first media timeout of the opening half, before back-to-back 3s from Clemson's Adonis Filer and Jordan Roper pushed the Tiger lead to 17-9 at the 12-minute mark.

Laimonas Chatkevicius responded out of the media timeout with a dunk courtesy of an assist from freshman guard Duane Notice, but the Tigers put together a 7-4 run to lead by 11 at 24-13 with 8:54 remaining in the half.

South Carolina suffered a near seven-minute scoring drought through the middle portion of the first half until a 3 from Sindarius Thornwell at the 3:42 mark halted the stretch. Thornwell added a floater on the next possession and another layup with 30 seconds remaining in the half to fuel a 13-9 Gamecock run over the final 3:42 to put the score at 35-26 Clemson at the break.

Clemson scored its last nine points of the first half at the foul line, hitting 9-of-10 attempts during the final 2:51 of the half.

South Carolina hit 33.3 percent (12-36) of its attempts from the floor during the opening half, with the Gamecocks having just three free throw attempts. The Tigers hit 10-of-24 attempts (41.7 percent) and 12-of-14 attempts from the free throw line.

A dunk and jumper from Demetrius Henry sparked an 8-5 Gamecock run out of the break, but Henry was called for his third foul of the second half at the first media timeout, with Carolina trailing the Tigers by six at 40-34 as 15:16 remained on the clock.

Michael Carrera connected for a dunk out of the break, and Tyrone Johnson added a tally from the foul line, as the Gamecocks continued to battle back from a 13-point deficit to trail by just three at 40-37 with 14:21 to play.

The Gamecocks pulled within one at 40-39 following a continuation call on a floater from Carrera in the lane, but the Tigers responded with a 10-1 run over the next three minutes forcing a Gamecock timeout with 10:02 to play, and a 50-40 Clemson advantage.

The Tigers increased their lead to 54-43 at the under-eight minute media timeout and the score stood at 61-49 Clemson following two free throws from Desmond Ringer with 5:37 on the clock.

The Clemson lead climbed to 14 at 63-49, before a 3-point play from Kacinas pulled Carolina within nine at 63-52 and 4:10 on the clock. The Tigers scored five straight from that point to push the lead back to 16.

Clemson's run in the second half was aided by his shooting from the free throw line, hitting nine of its second-half free throws after the Gamecocks closed to within one. The Tigers were 12-12 from the line in the second half and 24-26 (92.3 percent) for the game. On the defensive end, they totaled 12 blocks on the day, with seven coming from McDaniels.

**GAME 3**



**Official Basketball Box Score -- Game Totals -- Final Statistics**  
**South Carolina vs Clemson**  
11/17/13 5:00 PM at Clemson, SC (Littlejohn Coliseum)

**South Carolina 57 • 1-2**

##	Player	Total		3-Ptr		Rebounds		PF	TP	A	TO	Blk	Stl	Min
		FG	FGA	FG	FGA	FT	FTA							
21	HENRY, Demetrius	f	4-9	0-0	1-4	3	2	5	9	0	1	1	0	22
25	KACINAS, Mindaugas	f	6-11	0-0	1-2	7	5	12	4	13	0	2	0	31
00	THORNWELL, Sindarius	g	3-5	1-1	3-3	1	3	4	1	10	0	1	0	31
04	JOHNSON, Tyrone	g	2-11	0-2	1-2	1	2	3	2	5	2	2	0	32
10	NOTICE, Duane	g	1-7	0-2	0-0	2	1	3	2	2	2	4	0	20
01	WILLIAMS, Brenton	g	0-5	0-2	0-0	0	2	2	0	1	0	0	0	19
05	SHAW, Jaylen	g	0-0	0-0	0-0	0	0	0	0	1	0	0	0	1
14	CHATKEVICIUS, L.	g	2-3	0-0	0-0	2	2	3	4	0	1	1	0	10
15	THEUS JR., Reggie	g	0-1	0-0	0-0	0	1	1	0	0	0	0	0	1
20	MCKIE, Justin	g	0-1	0-1	1-2	1	0	1	0	1	0	0	0	1
4	CARRERA, Michael	g	4-9	0-2	1-3	1	1	2	1	9	0	1	0	21
13	RINGER, Desmond	g	1-3	0-0	2-2	0	1	1	3	4	1	0	0	10
35	STEELE, Brian	g	0-0	0-0	0-0	0	0	0	0	0	0	0	0	1
Team						3	2	5			1			
Totals			23-65	1-10	10-18	21	20	41	21	57	7	13	2	6

FG % 1st Half: 12-36 33.3% 2nd half: 11-29 37.9% Game: 23-65 35.4%  
3FG % 1st Half: 1-5 20.0% 2nd half: 0-5 0.0% Game: 1-10 10.0%  
FT % 1st Half: 1-3 33.3% 2nd half: 9-15 60.0% Game: 10-18 55.6%

**Clemson 71 • 3-0**

##	Player	Total		3-Ptr		Rebounds		PF	TP	A	TO	Blk	Stl	Min
		FG	FGA	FG	FGA	FT	FTA							
05	BLOSSOMGAME, Jaron	f	0-1	0-0	0-0	1	1	2	1	0	1	1	2	0
12	McDANIELS, K.J.	f	7-12	1-2	6-6	2	8	10	2	21	1	3	7	26
35	NOKO, Landry	c	1-2	0-0	0	3	1	4	2	0	0	1	1	14
12	HALL, Rod	g	3-7	0-1	8-9	0	3	3	2	14	4	1	0	32
01	HARRISON, Damarcus	g	0-4	0-2	0-0	0	2	2	0	0	3	1	0	13
01	AJUKWA, Austin	g	0-0	0-0	0-0	0	0	0	1	0	0	1	0	0
03	FILER, Adonis	g	3-3	2-2	0-0	0	0	0	2	8	0	3	0	1
20	ROPER, Jordan	g	3-8	1-3	8-8	0	5	5	1	15	4	0	1	30
3	SMITH, Josh	g	1-3	0-0	1-2	0	1	1	3	3	0	1	0	17
42	DJAMBO, Ibrahim	g	3-7	1-4	1-1	0	1	1	2	8	1	0	1	20
50	DJITTE, Sidy	g	0-1	0-0	0-0	1	3	4	2	0	0	0	0	9
Totals			21-48	5-14	24-26	7	26	33	20	71	14	12	12	8

FG % 1st Half: 10-24 41.7% 2nd half: 11-24 45.8% Game: 21-48 43.8%  
3FG % 1st Half: 3-5 60.0% 2nd half: 2-8 25.0% Game: 5-14 35.7%  
FT % 1st Half: 12-14 85.7% 2nd half: 12-12 100.0 Game: 24-26 92.3%

Officials: Bryan Kersey, Mike Eades, Joe Lindsay  
Technical fouls: South Carolina-None. Clemson-None.  
Attendance: 7283

Score by periods		1st	2nd	Total
South Carolina		26	31	57
Clemson		35	36	71

**GAME 4 - SOUTH CAROLINA 84, FIU 72**  
**NOV. 24, 2013/COLONIAL LIFE ARENA**

**COLUMBIA, S.C.** - Trailing at the half, South Carolina (2-2) put on the defensive clamps in the second half as they defeated FIU (6-3), 84-72, at Colonial Life Arena this afternoon as four Gamecocks scored in double figures for the second time this season.

Junior Tyrone Johnson matched his season high with 18 points and recorded seven assists, while freshmen Jaylen Shaw and Demetrius Henry had career days with 16 and 14 points, respectively. Shaw went 4-7 from 3-point range. Senior guard Brenton Williams also chipped in 16 points as well.

After forward Rakeem Buckles hit a 3-pointer in the opening minute from the right side to give FIU a 3-1 lead, the Gamecocks answered with six points over the next two minutes to take a four point lead and force the Panthers to call a timeout. FIU guard Jason Boswell cut the deficit to one though with a 3 out of the timeout.

After a long jumper from Buckles gave FIU an 11-9 lead at the 13:56 mark, Shaw responded with back-to-back 3-pointers to give Carolina a 15-11 advantage.

The Panthers though scored six points over a one-minute span to knot it up at 17-17, but Johnson hit a 3 from Carolina just before the under-12 media timeout to give the Gamecocks a 20-17 lead.

After a 3 from Williams for the Gamecocks out of a 30-second timeout at the 10:11 mark, the Panthers went on an 8-0 run in less than two minutes to take a 27-23 lead.

Carolina was able to equalize at 31-31 with 4:39 remaining in the half after Johnson split the defense and hit a floater with seconds left on the shot clock after pulling the ball back out with under 10 on the clock.

The Gamecocks grabbed a 34-33 lead with 3:10 left after Williams found Shaw in the right corner for his third 3-point of the half. Johnson then found sophomore forward Michael Carrera in the same spot minutes later to give the Gamecocks a four-point advantage with under two minutes in the half.

FIU was able to take a one-point lead with 27 seconds left, before Tymell Murphy went the length of the court in the final seconds and laid it in at the buzzer to give the Panthers a 42-39 lead at the break. The Panther guard recorded 13 of his game-high 22 points in the first half.

Both teams shot well throughout the half, giving above their season averages in the opening half with South Carolina shooting 16-31 (51.6 percent) from the floor, while FIU shot 14-25 (56 percent) from the field and hit 11-13 (84.6 percent) from the free throw line.

With the two teams trading points throughout the early going in the second half that saw three lead changes, a pair of free throws by sophomore forward Mindaugas Kacinas tied the game up at 51-51 at the 15-minute mark. Following a missed jumper from Murphy, freshman guard Sindarius Thornwell found an open Shaw on the right side for his fourth 3 of the game, forcing FIU to call a timeout.

Out of the timeout, Williams stole the ball from Marvin Dennis before finding Shaw for a lay-in at the other end to give the Gamecocks a 56-51 lead with 12:03 remaining. The bucket capped a 9-2 run for Carolina.

After a lay-up by Dennis cut South Carolina's lead to three, Williams hit his second 3-pointer of the game to extend the lead to six. The Panthers answered back though with a pair of 3s over the next two minutes from Dominique Williams and Murphy to cut the Gamecocks lead to 65-61 with 8:24 remaining.

Thornwell ended a three-minute drought with a jumper at the 5:24 mark, which extended South Carolina's lead to six at both teams turned up the defensive pressure. With just under four minutes remaining, Williams turned Murphy over in the backcourt and took it in for a one-handed dunk to push the lead to 69-61.

After Marco Porcher Jimenez cut South Carolina's lead to four with under two minutes to play, Johnson scored five points over the next minute, going 5-6 from free throw line to push the lead to nine.

The Gamecocks hit eight free throws over the final minute and Thornwell added a dunk with seconds remaining to give South Carolina the 84-72 win. The 84 points was the most scored this season by the Gamecocks.

South Carolina held FIU to just 10-25 (27.3 percent) from the field in the second half after the Panthers shot over 55 percent during the first 20 minutes. The Gamecocks shot 30-59 (50.8 percent) from the field for the game, and hit a season-high 8-19 (42.1 percent) from the beyond on arc.

Along with Henry, Johnson, Shaw and Williams who were in double figures, Kacinas recorded nine points and nine rebounds.

**GAME 4**



**Official Basketball Box Score -- Game Totals -- Final Statistics**  
**FIU vs South Carolina**  
11/24/13 1 p.m. at Columbia, S.C. (Colonial Life Arena)

**FIU 72 • 6-3**

##	Player	Total		3-Ptr		Rebounds		PF	TP	A	TO	Blk	Stl	Min
		FG	FGA	FG	FGA	FT	FTA							
03	FRINK, Jerome	f	2-4	0-0	4-4	0	3	3	3	8	1	5	2	32
15	MURPHY, Tymell	f	9-13	1-2	3-4	1	4	5	4	22	5	2	0	39
21	BUCKLES, Rakeem	f	2-9	1-4	6-6	2	6	8	2	11	0	5	1	33
01	BOSWELL, Jason	g	1-3	1-2	0-0	0	1	1	3	1	1	0	2	22
22	MAVIN, Dennis	g	4-9	0-1	2-4	1	2	3	10	3	0	3	1	33
12	WILLIAMS, Dominique	g	1-4	1-2	0-0	1	0	1	2	3	2	0	0	18
13	PORCHER JIMENEZ, M.	g	5-8	2-5	3-3	0	2	2	3	15	1	0	0	23
Team						2	2	4				1		
Totals			24-50	6-16	18-21	7	20	27	18	72	13	16	3	9

FG % 1st Half: 14-25 56.0% 2nd half: 10-25 40.0% Game: 24-50 48.0%

3FG % 1st Half: 3-5 60.0% 2nd half: 3-11 27.3% Game: 6-16 37.5%

FT % 1st Half: 11-13 84.6% 2nd half: 7-8 87.5% Game: 18-21 85.7%

**South Carolina 84 • 2-2**

##	Player	Total		3-Ptr		Rebounds		PF	TP	A	TO	Blk	Stl	Min
		FG	FGA	FG	FGA	FT	FTA							
21	HENRY, Demetrius	f	7-10	0-0	0	3	6	3	14	0	0	0	1	31
4	CARRERA, Michael	f	1-5	1-4	0-1	1	4	5	0	3	0	2	2	1
25	KACINAS, Mindaugas	f	3-6	0-0	3-4	4	5	9	2	9	0	3	0	35
00	THORNWELL, Sindarius	g	4-10	1-1	0-2	1	2	3	3	8	4	1	1	26
4	JOHNSON, Tyrone	g	5-10	1-2	7-8	0	0	0	1	18	7	1	0	37
01	WILLIAMS, Brenton	g	4-8	2-5	6-6	1	1	2	16	2	2	0	2	18
05	SHAW, Jaylen	g	6-10	4-7	0-0	0	2	2	16	5	2	0	0	26
10	NOTICE, Duane	g	0-0	0-0	0	0	0	0	0	1	0	0	0	1
32	RINGER, Desmond	g	0-0	0-0	0-0	1	0	1	2	0	1	0	0	4
Team						1	2	3				1		
Totals			30-59	8-19	16-21	12	19	31	15	84	19	13	3	5

FG % 1st Half: 16-31 51.6% 2nd half: 14-28 50.0% Game: 30-59 50.8%  
3FG % 1st Half: 6-12 50.0% 2nd half: 2-7 28.6% Game: 8-19 42.1%  
FT % 1st Half: 1-2 50.0% 2nd half: 15-19 78.9% Game: 16-21 76.2%

Officials: Tony Greene, Chuck Jones, Nathan Quick  
Technical fouls: FIU-None. South Carolina-None.  
Attendance: 9869

Score by periods		1st	2nd	Total
FIU		42	30	72
South Carolina		39	45	84

Last FG - FIU 2nd-00:38, SC 2nd-00:05.  
Largest lead - FIU by 5 2nd-19:22, SC by 12 2nd-00:05.

Points In Off 2nd Fast  
FIU 32 11 8 10 18  
SC 34 13 10 21 32

Score tied - 5 times.  
Lead changed - 12 times.

**GAME 5 - NO. 9/11 OK. STATE 79, S. CAROLINA 52**  
**DEC. 6, 2013/GALLAGHER-IBA ARENA/STILLWATER, OK.**

**STILLWATER, Okla.** - Unable to solve the hot shooting and defensive pressure of No. 9 Oklahoma State (8-1) in the first half, South Carolina (2-3) fell tonight, 79-52, at Gallagher-Iba Arena.

The Gamecocks were led by a strong performance in the second half from freshman guard Jaylen Shaw, who posted 13 points, going 4-5 from the field went 3-4 from 3-point range. Junior Tyrone Johnson chipped in 12 points as well. The combined 25 points though was not enough as the Cowboys' starters, led by Le'Bryan Nash, who had a game-high 16 points, combined for 60 points as all five were in double figures.

Forward Demetrius Henry opened up the game by giving the Gamecocks an early 2-0. Oklahoma State though clamped down on defense after the early bucket holding South Carolina to only one point over the next five-plus minutes as the Cowboys when on a 16-1 run led by the guards Marcus Smart and Markel Brown



**GAME 6 - MANHATTAN 86, SOUTH CAROLINA 68**  
**DEC. 17, 2013/COLONIAL LIFE ARENA**

**COLUMBIA, S.C.** - South Carolina was unable to overcome the timely shooting and 34 made free throws from Manhattan tonight as the Gamecocks fell 86-68 to the Jaspers at Colonial Life Arena.

Manhattan's George Beamon scored 26 points on night, while fellow senior Michael Alvarado added 20 points, hitting 10-11 from the free throw line. Freshman guard Sindarius Thornwell led the Gamecocks with 17 points and five rebounds as junior Tyrone Johnson added 12 points.

South Carolina (2-4) opened up the game quick as senior guard Bruce Ellington scored five points in a 20-second span after the Jaspers scored the opening basket. Johnson followed that with lay-in and added a free throw to give the Gamecocks an early 8-2 advantage.

From that point on, Manhattan (8-2) raced out to a 10-2 run to reclaim the lead less than three minutes into the game. Carolina was able to tie it up at 18-18 after a Johnson hit a 16-footer as the shot clock expired. After a quick Jasper turnover, Johnson drove through the lane and added a lay-up after a taking a hard foul. The junior hit one of two ensuing free throws to give the Gamecocks a three-point lead.

Beamon responded for the Jaspers, knocking down a 3-pointer on their next possession to tie-up the game at 21-21 with just over 10 minutes remaining in the half.

Tied at 28-28 with 7:01 remaining in the half, Manhattan went on an 8-0 run, going 8-8 from the free throw line. Senior guard Brenton Williams then found freshman Demetrius Henry on the back door for a dunk to end the drought, but Shane Richards answered with a 3-pointer on the Jaspers' next trip.

Manhattan took a 45-34 lead into the half, due in part to going 18-19 (94.7 percent) from the free throw line, outscoring South Carolina by nine from the line.

After only scoring four of his 17 points in the first half, Thornwell asserted himself in the second half, trying to bring the Gamecocks back, but the Jaspers had an answer each time.

Thornwell cut the deficit to five with a pair from the line at 15:32. The Jaspers responded though with five quick points on a 3-pointer from Alvarado and a pair of free throws from Emmy Andujar.

With under 13 minutes to play, Thornwell squared up and hit an open 3. Alavardo responded though with a two free throws to push Manhattan's lead back to 10.

At the 11:31 mark, Mindaugas Kacinas found Michael Carrera sitting underneath for a lay-in as he was fouled. The sophomore converted the three-point play, but again the Manhattan answered from the line. Beamon followed that up with his second 3-pointer of the night to give the Jaspers a 63-53 lead.

Manhattan maintained its lead throughout the remainder of game to end the night with their seventh road win of the season, 86-68. As a team, Manhattan shot a 34-39 (87.2 percent) from the free throw line as the Gamecocks hit 22-52 (42.3 percent) from the field and went 22-38 (57.9 percent) from the line.

**GAME 6**



Official Basketball Box Score -- Game Totals -- Final Statistics  
**Manhattan vs South Carolina**  
 12/17/13 7 p.m. ET at Columbia, S.C. (Colonial Life Arena)

**Manhattan 86 • 8-2**

#	Player		Total		3-Ptr		Rebounds		PF	TP	A	To	Blk	Stl	Min
			FG	FGA	FG	FGA	FT	FTA							
24	Beamon, George	f	8-13	3-4	7-7	2	3	5	2	26	1	0	0	4	29
05	Brown, Rhameil	c	2-4	0-0	1-2	1	4	5	4	5	0	0	0	4	16
12	Storrs, Rushawn	g	0-2	0-2	2-2	0	2	2	4	2	1	0	0	1	16
23	Williams, Rich	g	4-4	0-0	1-1	1	1	2	4	9	0	2	0	0	7
11	Alvarado, Michael	g	4-8	2-2	10-11	1	2	3	2	20	6	2	1	1	30
00	Richards, Shane	g	1-5	1-5	0-0	0	2	2	2	3	0	0	2	0	14
12	Wilson, Tyler	g	1-2	0-0	0	1	0	1	4	2	1	1	0	1	11
13	Andujar, Emmy	g	1-5	0-0	2-2	2	3	5	2	4	3	5	1	2	26
30	Pankey, Ashton	g	2-6	0-0	5-8	3	2	5	5	9	0	1	4	0	24
32	Allen, Carlton	g	0-0	0-0	0	0	0	0	0	0	0	0	0	1	2
33	Kates, Donovan	g	0-0	0-0	6-6	0	1	1	1	6	1	3	0	0	25
	Team					1	1	2							
	Totals		23-49	6-13	34-39	12	21	33	30	86	13	16	9	11	200

FG % 1st Half:	12-28	42.9%	2nd half:	11-21	52.4%	Game:	23-49	46.9%	Deadball Rebounds	2.2
3FG % 1st Half:	3-8	37.5%	2nd half:	3-5	60.0%	Game:	6-13	45.2%		
FT % 1st Half:	16-19	94.7%	2nd half:	16-20	80.0%	Game:	34-39	87.2%		

**South Carolina 68 • 2-4**

#	Player		Total		3-Ptr		Rebounds		PF	TP	A	To	Blk	Stl	Min
			FG	FGA	FG	FGA	FT	FTA							
21	HENRY, Demetrius	f	2-6	0-0	0-2	1	1	2	4	0	1	0	1	0	19
25	KACINAS, Mindaugas	f	3-4	0-0	1-4	1	4	5	7	2	1	1	1	1	24
00	THORNWELL, Sindarius	g	3-9	1-2	10-13	2	3	5	0	17	3	1	1	1	36
04	JOHNSON, Tyrone	g	3-8	0-0	6-11	1	1	2	2	12	3	3	0	0	27
23	ELLINGTON, Bruce	g	3-6	1-4	0-0	1	0	1	3	7	2	3	1	1	0
01	WILLIAMS, Brenton	g	0-1	0-1	0-0	0	0	0	1	0	1	1	0	0	6
05	SHAW, Jaylen	g	0-2	0-0	0-0	0	1	1	1	0	2	2	0	0	15
10	NOTICE, Duane	g	0-0	0-0	0-0	0	0	0	1	0	1	3	0	0	7
14	CHATKEVICIUS, L.	g	3-6	0-0	1-2	1	3	4	2	7	0	0	0	0	16
15	THEUS JR., Reggie	g	0-0	0-0	0-0	0	0	0	0	0	0	0	0	0	2
20	MCKIE, Justin	g	0-0	0-0	0-0	0	0	0	0	0	0	0	0	0	4
24	CARRERA, Michael	g	0-0	0-0	4-4	3	1	4	10	1	0	0	0	1	14
32	RINGER, Desmond	g	2-2	0-0	0-2	0	0	0	0	4	0	0	0	0	5
35	STEELE, Brian	g	0-0	0-0	0-0	0	0	0	0	0	0	0	0	0	2
	Team					2	1	3			1				
Totals			22-52	2-7	22-38	12	15	27	23	68	15	16	3	200	

FG % 1st Half:	12-26	46.2%	2nd half:	10-26	38.5%	Game:	22-52	42.3%	Deadball Rebounds	11.2
3FG % 1st Half:	1-3	33.3%	2nd half:	1-4	25.0%	Game:	2-7	28.6%		
FT % 1st Half:	9-19	47.4%	2nd half:	13-19	68.4%	Game:	22-38	57.9%		

Officials: Doug Shows, Anthony Jordan, Michael Stephens  
 Technical fouls: Manhattan-None. South Carolina-None.  
 Attendance: 7573

Score by periods	1st	2nd	Total						
Manhattan	45	41	86						
South Carolina	34	34	68						

Last FG - MAN 2nd-00:18, SC 2nd-01:00.  
 Largest lead - MAN by 18 2nd-01:21, SC by 6 1st-18:31.

Score tied - 6 times.  
 Lead changed - 6 times.

**GAME 7 - USC UPSTATE 74, SOUTH CAROLINA 68**  
**DEC. 19, 2013/COLONIAL LIFE ARENA**

**COLUMBIA, S.C.** - Holding a three-point lead at the half, South Carolina was unable to keep up with USC Upstate's shooting from the field in the second half (48.1 percent) as the Gamecocks fell 74-68 today at Colonial Life Arena.

Freshman Sindarius Thornwell led South Carolina with 19 points and seven rebounds, and junior Tyrone Johnson chipped in 11 points, but the Spartan offense was keyed by Ricardo Glenn who had a season-high 22 points and 14 rebounds to go along with three others who scored in double figures for USC Upstate.

The Gamecocks (2-5) grabbed an early 4-0 lead after senior guard Bruce Ellington found Johnson cutting to the basket, but the Spartans (6-5) quickly tied the game up, scoring on consecutive possessions before senior forward Torrey Craig the road team a one-point advantage from the line.

Carolina responded with a 10-1 run ignited by back-to-back 3's from Thornwell and Duane Notice in less than three minutes. Sophomore forward Laimonas Chatkevicius capped off the run by tipping in a missed attempt from 3 from Brenton Williams.

After a lay-up from Glenn cut the Gamecocks advantage to 24-14 with seven minutes remaining, Williams pushed the lead back 13 with his first 3-pointer of the game. Less than a minute later, Notice turned over Jodd Maxey and quickly found Williams open on the break on the right side for another 3 to extend the run to 8-2 and push the lead to 32-16.

Fueled by six-straight made field goals to the end the half, that included three 3's over the final four-plus minutes, USC Upstate cut the Gamecock lead to 37-33 at the break. The Spartans outscored Carolina 17-4 to close the half as the Gamecocks shot 2-9 over the final four-plus minutes.

Out of the break, Ellington scored his first points of the game on a 3-pointer to push the home side's lead to seven.

With 14 minutes to play on a fast break, the Spartans looked to cut the Gamecocks advantage to one, but Desmond Ringer tracked back and blocked the lay-up attempt. The rebound was passed ahead to Williams who cut into the lane and found Mindaugas Kacinas under the basket to give them a 45-40 lead.

With under 12 minutes remaining, Williams lost the handle on the ball during a drive into the lane that led to Ty Greene finding Fred Miller on the break for two of his 10 points to cut the Gamecocks lead to 45-44. The Spartans grabbed their first lead since the early going as Miller found ShunQuez Stephens cutting to the basket on the next possession.

Up by one at 52-51 with just over seven minutes to play, Carolina saw the Spartans hit a 10-2 run which Craig capped by dunking a missed 3-point attempt from Greene to push the road team's lead to seven.

Ellington began to push the tempo, hitting a jumper at the opposite end before driving to the basket on the next possession after a steal from Kacinas. The senior's lay-up was off the mark, but Demetrius Henry was there to clean up the miss on a dunk to bring to the Gamecocks within three at 61-58 with less than four minutes remaining.

After a Glenn hit one of two from the line as Henry picked up his fifth foul of the game, Carolina pulled within two as Johnson found Ellington at the top of the key for his second 3-pointer of the day. The Spartans though quickly responded Glenn found Greene in the corner for three of his 10 points.

Down three, Johnson drove to the basket and forced a foul on the Spartans, but the ball wouldn't drop for the junior. He converted on the pair, but Miller converted on a three-point play on the other end to extend the Spartans' lead to 69-65 with 37 seconds. Thornwell missed a 3-point attempt on the Gamecocks following possession.

After shooting 11-29 (37.9 percent) in the first half, the Spartans shot 13-27 (48.1 percent) compared to the Gamecocks second half percentage of 27.8 percent (10-36). South Carolina finished the night shooting 23-69 (33.3 percent) from the field while USC Upstate hit 24-56 (42.9 percent).

**GAME 7**



Official Basketball Box Score -- Game Totals -- Final Statistics  
**USC Upstate vs South Carolina**  
 12/19/13 4 p.m. ET at Columbia, S.C. (Colonial Life Arena)

**USC Upstate 74 • 6-5**

#	Player	Total		3-Ptr		Rebounds		PF	TP	A	To	Blk	Stl	Min
		FG	FGA	FG	FGA	FT	FTA							
05	GREENE, Ty	*	3-12	2-10	2-2	0	3	2	10	1	0	0	2	32
12	GLENN, Ricardo	*	8-12	0-0	5-10	4	10	14	2	21	5	1	2	32
23	CRAIG, Torrey	*	3-12	1-6	6-10	4	2	6	3	13	2	4	1	30
24	MAXEY, Jodd	*	1-4	0-0	2-4	1	6	7	1	4	1	4	0	22
31	BLESSING, Mario	*	0-2	0-1	0-0	1	0	1	4	0	3	2	0	21
35	MAWUENYEGA, Karim	*	2-4	2-3	1-2	0	2	2	0	7	2	1	0	17
15	STEPHENS, ShunQuez	*	2-2	0-0	2-3	0	4	2	6	1	1	1	1	10
32	MILLER, Fred	*	4-5	1-1	1-1	2	0	2	0	10	2	1	0	23
00	OLUMUYIWA, Babatund	*	0-0	0-0	0-0	0	1	1	0	0	0	0	1	5
44	BUCHANAN, Michael	*	1-3	0-0	1-3	0	2	2	2	3	0	0	0	8
						1	2	3						
	Team		24-56	6-21	20-35	13	32	45	17	74	17	14	5	200

FG % 1st Half:	11-29	37.9%	2nd half:	13-27	48.1%	Game:	24-56	42.9%	Deadball Rebounds	6
3FG % 1st Half:	3-13	23.1%	2nd half:	3-8	37.5%	Game:	6-21	28.6%		
FT % 1st Half:	8-13	61.5%	2nd half:	12-22	54.5%	Game:	20-35	57.1%		

**South Carolina 68 • 2-5**

#	Player	Total		Rebounds					PF	TP	A	To	Blk	Stl	Min
		FG	FGA	FG	FGA	FT	FTA	Off							
00	THORNWELL, Sindarius	*	6-18	3-10	4-6	2	5	7	4	19	3	5	0	1	29
04	JOHNSON, Tyrone	*	2-6	0-1	7-8	1	3	4	1	11	3	2	0	1	27
21	HENRY, Demetrius	*	2-7	0-0	0-2	4	3	7	5	4	0	0	1	1	16
23	ELLINGTON, Bruce	*	3-13	2-8	0-0	0	2	2	3	8	2	0	1	2	29
25	KACINAS, Mindaugas	*	2-5	0-1	1-2	3	6	9	2	5	1	2	1	1	30
01	WILLIAMS, Brenton	*	3-9	2-8	0-0	0	2	2	0	8	2	2	0	1	26
05	SHAW, Jaylen	*	0-0	0-0	0-0	0	0	0	0	0	0	1	0	0	3
10	NOTICE, Duane	*	1-2	1-1	2-2	0	0	0	1	5	3	0	0	1	14
14	CHATKEVICIUS, L.	*	3-6	0-0	0-0	2	4	6	4	6	0	0	0	1	12
32	RINGER, Desmond	*	1-3	0-0	0-0	1	1	2	4	2	0	1	2	0	14
	Team					4	2	6							
	Totals		23-69	8-29	14-20	17	28	45	24	68	15	12	5	9	200

FG % 1st Half:	13-33	39.4%	2nd half:	10-36	27.8%	Game:	23-69	33.3%	Deadball Rebounds	3
3FG % 1st Half:	5-14	35.7%	2nd half:	3-15	20.0%	Game:	8-29	27.6%		
FT % 1st Half:	6-8	75.0%	2nd half:	8-12	66.7%	Game:	14-20	70.0%		

Officials: John Hampton, Tim Clougherty, Dedic Taylor  
 Technical fouls: USC Upstate-None. South Carolina-None.  
 Attendance:

**GAME 9 - BOISE STATE 80, SOUTH CAROLINA 54**  
**DEC. 23, 2013/STAN SHERIFF CENTER/HONOLULU, HI.**  
**HAWAIIAN AIRLINES DIAMOND HEAD CLASSIC**

**HONOLULU, Hawaii** - South Carolina (3-6) suffered an 80-54 loss to Boise State (10-2) in the semifinals of the Hawaiian Airlines Diamond Head Classic on Monday. The Gamecocks will face Akron on Wednesday, Dec. 25, in the third-place game at 6:30 p.m. ET on ESPN2.

Senior guard Brenton Williams led Carolina with 14 points in the game, and freshman guard Duane Notice added 13. The Gamecocks recorded just six assists and 18 turnovers on the night, hitting 37.3 percent (19-51) from the field, compared to the 53.7 percent (29-54) from the Broncos. Junior guard Anthony Drmic paced Boise State with a game high 30 points and three steals.

The veteran Broncos jumped out to an early 9-4 lead behind seven points from Drmic. The Broncos extended their lead to as many as nine in the early goings before a 3 from Williams and lay-in from Notice brought the score to 15-9 Broncos with 12:50 remaining in the first half.

South Carolina started just 4-of-12 from the floor to open the contest and both teams struggled near the eight-minute mark to find the basket with Boise State holding a 22-15 advantage.

A 3 from Boise State's Thomas Bropleh was answered with a 3 from Williams with 5:03 on the clock in the first half to bring the score to 29-21 Broncos.

Junior guard Tyrone Johnson completed a 3-point play from the line after a Broncos foul with just under three minutes remaining in the half, but the Gamecocks would add just two more points before the break. Boise State's Nick Duncan hit a 3 with 40 seconds remaining and Bropleh connected on a lay-in just before the halftime buzzer for a 43-28 Broncos lead at the half.

South Carolina shot just 38 percent (10-26) in the opening stanza, compared to 53.6 percent (15-28) from Boise State. Williams recorded 10 points to pace the Gamecocks and Drmic scored 21 for Boise State in the half. The Broncos also scored 12 points off of 11 Gamecock turnovers in the set.

Notice scored five points early in the second half, but Boise State's Ryan Watkins connected for a pair of lay-ups and Drmic a free throw to put the Broncos lead at 48-33 with 16:41 to play.

A lay-in from Williams broke a four-minute scoreless streak for Carolina at the 13:46 mark. Boise State answered with lay-ups on consecutive possessions from Drmic and Bropleh and the Gamecocks trailed 56-35 with just over 12 minutes to play.

South Carolina continued to struggle from the floor. Jeff Elorriaga hit 3s on consecutive Broncos possessions, before sophomore forward Brian Steele hit his first basket of the contest, a 3, with 8:08 showing on the clock to put the score at 67-40 Boise State.

The Gamecocks battled the remainder of the half, but Boise State's lead was too much and the Broncos closed the 80-54 victory.

**GAME 9**



Official Basketball Box Score - Game Totals - Final Statistics  
**South Carolina vs Boise State**  
12/23/13 4:00 p.m. at Stan Sheriff Center - Honolulu, HI

**South Carolina 54 • 3-6**

#	Player	Total		3-Ptr		Rebounds		PF	TP	A	T	Bk	Stl	Min
		FG	F-GA	FG	F-GA	FT	FT-FA							
01	THORNWELL, Sindarius	* 0-6	0-11	1-2	1-4	0	0	1	3	0	2	0	0	18
04	JOHNSON, Tyrone	* 2-7	0-3	1-2	0-1	1	0	1	0	5	3	0	0	21
10	NOTICE, Duane	* 5-10	1-3	2-4	0	2	2	2	13	1	1	0	0	33
21	HENRY, Demetrius	* 3-5	0-0	0-0	1	2	3	2	6	0	3	2	0	20
25	KACINAS, Mindaugas	* 0-1	0-0	0-1	1	2	3	2	0	1	3	0	0	28
01	WILLIAMS, Brenton	4-12	2-7	4-4	1	2	3	3	14	0	2	0	1	29
05	SHAW, Jaylen	0-0	0-0	0-0	0	0	0	0	0	0	0	0	0	2
14	CHATKEVICIUS, L	1-2	0-0	0-0	1	5	6	2	1	2	2	0	0	13
15	THEUS JR., Reggie	1-1	0-0	0-0	0	1	1	0	2	0	0	0	1	4
20	MCKIE, Justin	0-1	0-1	0-0	0	1	1	1	0	0	0	0	0	5
4	CARRERA, Michael	2-3	0-0	4-5	1	0	1	1	8	0	0	0	0	7
32	RINGER, Desmond	0-1	0-0	0-0	0	0	0	2	0	0	1	0	0	9
35	STEELE, Brian	1-2	1-1	0-0	0	0	0	3	0	2	0	0	0	11
Team						3	5	8		2				
Totals		19-51	4-16	12-18		9	21	30	18	54	6	18	4	3   200

FG % 1st Half: 10-26 38.5% 2nd half: 9-25 36.0% Game: 19-51 37.3%  
3FG % 1st Half: 2-9 22.2% 2nd half: 2-7 28.6% Game: 4-16 25.0%  
FT % 1st Half: 6-9 66.7% 2nd half: 6-9 66.7% Game: 12-18 66.7%

**Boise State 80 • 10-2**

#	Player	Total		3-Ptr		Rebounds		PF	TP	A	T	Bk	Stl	Min
		FG	F-GA	FG	F-GA	FT	FT-FA							
00	WATKINS, Ryan	* 4-7	0-0	0-2	2	1	3	4	8	3	0	0	0	22
02	MARKS, Derrick	* 1-2	0-0	2-2	0	0	0	4	4	0	1	0	0	19
03	DRMIC, Anthony	* 10-17	2-6	8-11	1	5	6	0	30	1	1	0	3	35
11	ELORRIAGA, Jeff	* 3-7	3-6	0-0	1	3	4	3	9	0	1	1	0	30
12	HADZIMEROVICI, Igor	* 1-4	0-1	0-0	1	7	8	4	2	4	2	1	1	24
01	THOMPSON, Mikey	4-5	1-1	1-2	0	1	1	4	10	3	1	0	1	21
06	BROPLEH, Thomas	3-6	1-3	2-2	1	0	1	0	9	5	1	1	0	22
05	HANSTAD, Joe	0-0	0-0	0-0	0	0	0	0	0	0	0	0	1	2
13	DUNCAN, Nick	2-5	2-5	0-0	0	2	2	6	0	1	1	0	1	20
20	NEBEKER, Joey	0-0	0-0	0-0	0	0	0	0	0	0	1	0	0	1
21	DUKULIS, Edmunds	0-0	0-0	0-0	0	0	0	1	0	0	0	0	0	1
25	TRENT, Dezmyn	1-1	0-0	0-0	0	0	0	0	2	0	0	0	0	1
4	NESS, Jake	0-0	0-0	0-0	0	0	0	0	0	0	0	0	0	2
Team						1	2	3						
Totals		29-54	9-22	13-19		7	21	28	22	80	16	9	3	7   200

FG % 1st Half: 15-28 53.6% 2nd half: 14-26 53.8% Game: 29-54 53.7%  
3FG % 1st Half: 5-11 45.5% 2nd half: 4-11 36.4% Game: 9-22 40.9%  
FT % 1st Half: 8-11 72.7% 2nd half: 5-8 62.5% Game: 13-19 66.4%

Officials: Darron George, Kip Kissinger, Jason Baker  
Technical fouls: South Carolina-None. Boise State-None.  
Attendance:  
Hawaiian Airlines Diamond Head Classic Semifinal

Score by periods		1st	2nd	Total
South Carolina		28	26	54
Boise State		43	37	80

Last FG - SC 2nd-00:29, BSU 2nd-00:35.  
Largest lead - SC None, BSU by 30 2nd-08:52.

Score tied - 0 times.  
Lead changed - 0 times.

**GAME 10 - SOUTH CAROLINA 69, AKRON 59**  
**DEC. 25, 2013/STAN SHERIFF CENTER/HONOLULU, HI.**  
**HAWAIIAN AIRLINES DIAMOND HEAD CLASSIC**

**HONOLULU, Hawaii** - South Carolina trailed by as many as nine in the first half, but the Gamecocks (4-6) out-scored Akron 44-28 in the second half to defeat the Zips (6-4) 69-59 to take third place at the Hawaiian Airlines Diamond Head Classic on Christmas Day in Honolulu. Five Gamecocks scored in double-figures, led by freshman guard Duane Notice with a season high 15 points.

"I was proud of our guys," South Carolina head coach Frank Martin said. "I thought we played real hard against Saint Mary's and didn't play very good against Boise, they had a lot to do with it, but proud of our young team that we didn't dwell on that negative moment and really came out today and battled."

"Today we tried to stick to our disciplines. And we fought and made the effort plays, we came up with the loose balls and we got on the offensive glass which created extra possessions and put us on the foul line."

The Gamecocks won the rebound battle 38-35 and scored 46 points in the paint. After poor shooting in the opening half, Carolina hit 46.7 percent in the second half to finish the contest with a 41.7 percentage (25-60) from the floor. Akron hit just 37.9 percent (22-58) for the game.

South Carolina committed a near season low 10 turnovers in the game, including just two giveaways in the second half. The Zips committed 16 turnovers, which led to 20 Carolina points, including 14 in the second half.

South Carolina committed three turnovers early in the contest, which led to four points for the Zips and Akron found itself with a 6-0 lead with just under 17 minutes showing on the clock, which forced Gamecock head coach Frank Martin to call an early timeout.

A 3 from senior guard Brenton Williams brought the Gamecocks within three at 10-7 at the 13-minute mark. The teams traded baskets midway through the half before a lay-in from Notice on an assist from Williams tied the contest at 13 with 9:27 showing.

Akron's Jake Kretzer hit a 3 for the Zips and Demetrius Treadwell added one from the free throw line, but the Gamecocks responded with another 3 from Williams and dunk from freshman guard Sindarius Thornwell to take their first lead of the game at 18-17 with 7:33 to play before the half.

A lay-in from freshman forward Desmond Ringer with 2:26 remaining in the first half broke a five-minute scoreless streak for Carolina and put the score at 24-20 Zips. Akron would score five unanswered in a span of 30 seconds to lead by nine with 1:46 remaining.

South Carolina would end the half on a 5-2 run with a 3-point play from Notice and jumper from sophomore forward Michael Carrera and the score stood at 31-25 Akron at the half.

The Gamecocks hit 11-of-30 attempts for a 36.7 percent in the first half from the floor, with the Zips slightly better at 40 percent (12-30). Akron converted eight Gamecock turnovers into eight points, and the Zips tallied nine second-chance points in the half, compared to four for the Gamecocks on seven offensive rebounds.

Two Akron turnovers led to four points at the foul line from Thornwell early in the second half to bring the Gamecocks within two at 35-33.

South Carolina continued to play aggressively on both ends of the under-16 minute media timeout. Carrera scored on a lay-in following a made free throw from Akron's Quincy Diggs, and Williams hit two from the free throw line to give South Carolina a 37-36 uphanded with 15:14 remaining.

Back and forth play followed with Treadwell and Diggs adding lay-ups for the Zips, but Carrera, Notice and Williams responded with jumpers for Carolina and the score stood at 43-42 Gamecocks at the under-12 minute media timeout.

Junior guard Ty Johnson extended the lead with a pair from the line, and Notice put the score at 49-43 Gamecocks with just under 11 minutes remaining.

A pair of free throws from Williams gave Carolina a 53-45 uphanded with just over seven minutes to play, but Treadwell connected for two free throws and Diggs hit a 3 from the corner to pull the Zips within five at 55-50 with 5:31 showing. Following a Carolina timeout, Johnson hit his fourth-consecutive free throw and Carolina's lead was seven.

Notice converted lay-ups on consecutive possessions for his 15th point of the contest, stealing a pass attempt from the Zips on the second basket to put the Carolina lead at 63-56 at the final media timeout of the contest.

Akron had their chances late in the contest, unable to convert on several lay-ups due to high pressure from Carolina's defense at the basket.

Johnson hit a lay-in with one second remaining on the shot clock with under a minute to play, and sophomore forward Mindaugas Kacinas added two with a dunk to put the score at 67-56 Gamecocks.

Akron's Quincy would hit a late 3, but Ringer connected for two at the free throw line to secure the 69-59 Gamecock victory.

Thornwell and Williams posted 12 points each in the win, and Carrera and Johnson contributed 10 a piece. Johnson's five assists were also a game high.

**GAME 10**



Official Basketball Box Score - Game Totals - Final Statistics  
**Akron vs South Carolina**  
12/25/13 1:30pm at Stan Sheriff Center - Honolulu

**Akron 59 • 6-4**

#	Player	Total		3-Ptr		Rebounds		PF	TP	A	T	Bk	Stl	Min
		FG	F-GA	FG	F-GA	FT	FT-FA							
01	TREADWELL, Demetrius	* 4-9	0-0	4-5	2	5	7	1	12	0	2	0	1	33
03	EVANS, Nyles	* 2-7	0-2	1-2	0	0	3	5	0	5	0	0	1	21
10	HARNEY, Nick	* 4-10	0-0	1-3	6	0	6	3	9	3	1	0	0	25
21	MACADAMS, Reggie	* 1-3	0-2	2-3	2	1	3	1	4	0	1	0	0	18
34	FORSYTHE, Pat	* 2-3	0-0	0-1	1	2	4	0	4	0	2	3	1	24
04	IBITAYO, Deji	* 1-3	1-2	0-0	1	4	5	0	3	0	2	0	0	13
12	BETANCOURT, Carmelo	0-2	0-1	0-0	0	0	0	0	0	0	0	0	0	2
13	DIGGS, Quincy	3-9	2-5	2-5	1	3	4	1	10	4	4	0	0	27
15	KRETZER, Jake	2-5	2-5	0-0	1	2	3	4	6	1	1	0	1	14
23	JOHNSON, Isaiah	3-7	0-0	0-0	1	1	2	6	0	0	2	1	3	23
Team					1	2	3							
Totals		22-58	5-17	10-19	16	19	35	19	59	10	16	8	5	200

FG % 1st Half: 12-30 40.0% 2nd half: 10-28 35.7% Game: 22-58 37.9%  
3FG % 1st Half: 2-7 28.6% 2nd half: 3-10 30.0% Game: 5-17 29.4%  
FT % 1st Half: 5-10 50.0% 2nd half: 5-9 55.6% Game: 10-19 52.6%

Deadball Rebounds 5,3

**South Carolina 69 • 4-6**

#	Player	Total		3-Ptr		Rebounds		PF	TP	A	T	Bk	Stl	Min
		FG	F-GA	FG	F-GA	FT	FT-FA							
4-11	THORNWELL, Sindarius	* 4-11	0-2	4-5	0	4	4	2	12	2	2	1	2	29
01	WILLIAMS, Brenton	* 3-8	2-4	4-4	1	3	4	2	12	2	0	1	0	30
10	NOTICE, Duane	* 7-12	0-1	1-2	1	4	5	0	15	1	4	0	1	33
21	HENRY, Demetrius	* 0-1	0-0	0-0	0	0	0	4	0	0	1	1	0	9
25	KACINAS, Mindaugas	* 2-3	0-0	0-0	0	0	0	3	4	0	0	0	1	15
04	JOHNSON, Tyrone	2-8	0-0	6-6	1	4	5	3	10	5	2	0	0	22
05	SHAW, Jaylen	0-0	0-0	0-0	0	0	0	0	0	0	0	0	0	1
14	CHATKEVICIUS, L	1-3	0-0	0-0	2	2	4	1	2	1	0	0	0	10
24	CARRERA, Michael	5-8	0-1	0-0	2	3	5	2	10	0	1	0	0	19
32	RINGER, Desmond	1-5	0-0	2-4	3	2	5	3	4	1	0	1	1	26
35	STEELE, Brian	0-1	0-1	0-0	0	0	0	1	0	0	0	0	0	6
Team					5	1	6							
Totals		25-60	2-9	17-21	15	23	38	21	69	12	10	3	6	200

FG % 1st Half: 11-30 36.7% 2nd half: 14-30 46.7% Game: 25-60 41.7%  
3FG % 1st Half: 2-7 28.6% 2nd half: 0-2 0.0% Game: 2-9 22.2%  
FT % 1st Half: 1-2 50.0% 2nd half: 16-19 84.2% Game: 17-21 81.0%

Deadball Rebounds 2,1

Officials: Kipp Kissinger, Michael Greenstein, Tommy Short  
Technical fouls: Akron-None. South Carolina-None.  
Attendance:  
Hawaiian Airlines Diamond Head Classic - 3rd Place Game

Score by periods
------------------



**GAME 12 - SOUTH CAROLINA 92, MARSHALL 65**  
**DEC. 30, 2013/COLONIAL LIFE ARENA**

**COLUMBIA, S.C.** - After scoring 78 points two days ago, South Carolina (6-6) followed Saturday's performance with its best offensive showing of the season tonight, defeating Marshall (5-8) 92-65 at Colonial Life Arena.

The Gamecocks were led by Tyrone Johnson and Brenton Williams who each scored 18 points on the night. Along with Duane Notice (13) and Demetrius Henry (12), the four combined for 61 of the team's 92 points. Shawn Smith led the Herd with 19 points, while Ryan Taylor chipped in 18.

Williams continued his hot shooting of late from beyond the arc by hitting his first two to give Carolina an early 6-4 lead. After a pair of free throws from Taylor tied-up the game, the Gamecocks went on a an 8-3 run as Henry scored four points for Carolina in the paint on consecutive possessions.

As the Herd cut the deficit to three, Henry was there again to extend the lead, hitting a pair of jumpers to push the Gamecocks lead 20-13 with eight minutes remaining.

With Carolina holding a 24-18 lead, Marshall went on a 11-4 run over a two-plus minute span to take a 29-28 lead with 3:55 remaining in the half, its first since taking 4-3 lead early in the game. The Herd went 6-6 from the line during the stretch.

The Gamecocks regained the lead though on a jumpers from Michael Carrera and Johnson. After trading field goals, and the lead, Carolina finished the half on 6-0 run to end the half and take a 36-31 lead into the break after holding Marshall without a field goal over the final 2:44.

Despite allowing the Herd to convert on only eight field goals in the opening 20 minutes, the visitors went 14-20 (70 percent) from the free throw line as the Gamecocks were whistled for 16 fouls.

South Carolina opened the second half on a 9-3 run to take a 45-34 advantage. Sindarius Thornwell scored the three of the first five points of the half after sitting much of the first half with two fouls.

The Herd was able to get the deficit back down to seven with less than 16 minutes to play after a Taylor scored on put back. The Gamecocks quickly countered though as Williams found Notice open in the left corner for a 3. The triple ignited a 14-1 Carolina run over the next three minutes. The freshman ended the night two points off his career-high, but tied his high in assists with six and set a new high in rebounds with six.

With 9:15 remaining, Williams drove to basket and scored a lay-up after being fouled. The senior went to the line and converted on the three-point play and passed John Roche's school record for consecutive free throws made in the process with his 42nd in a row. Williams' streak dates back to Feb. 28, 2013 versus when he hit the second of two free throws versus Missouri.

On Marshall's following possession, Williams turned over Smith and took it the other way to give the Gamecocks a 71-48 lead after a quick 8-2 run with 8:39 remaining.

Holding an 18-point lead with under seven minutes left, Johnson scored six-straight points to extend to the Gamecocks lead to 80-57. The junior finished the night by totaling 18 points for the third time this season.

Carolina closed out the game out-scoring the Herd 12-8, to finished off the 92-65 win.

For only the second time this season, South Carolina hit over 55 percent from the field, going 34-66 (56.8 percent), while the defense held Marshall to 37.8 percent (17-45). The shooting helped Carolina negate a 12-point advantage for the Herd on the free throw line as the visitors hit 30-46 (65.2 percent) from the stripe compared to the Gamecocks who were 18-25 (72 percent). Carolina held a decided advantage on the boards at 45-27.

**GAME 12**



Official Basketball Box Score -- Game Totals -- Final Statistics  
**Marshall vs South Carolina**  
 12/30/13 7 p.m. ET at Columbia, S.C. (Colonial Life Arena)

**Marshall 65 • 5-8**

#	Player	Total		3-Ptr		Rebounds		PF	TP	A	TO	Bk	Stl	Min
		FG-FGA	FG-FGA	FT-FTA	FT-FTA	Off	Def							
21	GOARD, TyQuane	f	1-3	0-0	2-4	2	1	3	3	4	1	0	0	22
25	TAYLOR, Ryan	f	6-11	1-2	5-8	1	4	5	18	1	0	0	3	1
01	CANTY, Kareem	g	2-15	0-6	7-8	0	2	2	3	11	3	1	1	38
02	THOMAS, Chris	g	3-6	0-3	4-9	0	1	1	5	10	3	0	1	17
15	BOYKINS, DeVince	g	0-1	0-0	1-3	0	2	2	2	1	0	0	0	26
00	SMITH, Shawn		4-6	0-1	11-15	2	1	3	2	19	1	3	0	29
13	SANE, Cheikh	1-1	0-0	0-0	1	2	3	3	2	0	2	1	0	17
02	MANNING, Tamron	0-1	0-1	0-0	0	2	2	0	0	0	0	0	0	15
34	MBAO, Yous	0-0	0-0	0-0	0	0	0	3	0	0	0	0	0	5
35	LOOP, Austin	0-1	0-1	0-0	0	0	0	0	0	0	0	0	0	2
Team						3								
Totals		17-45	1-14	30-47		9	18	27	65	9	16	6	2	200

FG % 1st Half: 9-22 36.4% 2nd half: 9-23 39.1% Game: 17-45 37.8%  
 3FG % 1st Half: 1-7 14.3% 2nd half: 0-7 0.0% Game: 1-14 7.1%  
 FT % 1st Half: 14-21 66.7% 2nd half: 16-26 61.5% Game: 30-47 63.8%

**South Carolina 92 • 6-6**

#	Player	Total		3-Ptr		Rebounds		PF	TP	A	TO	Bk	Stl	Min
		FG-FGA	FG-FGA	FT-FTA	FT-FTA	Off	Def							
21	HENRY, Demetrius	f	6-7	0-0	0-0	2	0	2	5	12	0	0	0	14
25	KACINAS, Mindaugas	f	2-5	0-0	0	3	2	5	3	4	2	2	0	16
00	THORNWELL, Sindarius	g	1-3	0-0	1-2	0	1	1	3	3	1	0	0	9
01	WILLIAMS, Brenton	g	7-11	3-5	1-1	0	1	1	4	18	3	2	0	1
10	NOTICE, Duane	g	4-8	1-2	4-5	2	4	6	2	13	6	2	0	31
04	JOHNSON, Tyrone	6-10	2-2	4-6	0	3	1	18	3	1	0	0	0	30
05	SHAW, Jaylen	0-2	0-0	4-4	0	1	1	1	4	1	0	0	0	17
12	CONSTABLE, Austin	0-2	0-1	0-0	0	0	0	1	0	0	0	0	1	2
14	CHATKEVICIUS, L	1-3	0-0	0-0	1	1	2	1	2	0	0	0	0	8
15	THELUS JR., Reggie	1-2	0-0	1-4	3	0	3	3	1	0	0	0	0	4
20	MCKIE, Justin	1-3	0-1	1-2	2	2	4	0	3	0	0	1	4	
24	CARRERA, Michael	3-4	0-0	2-2	2	3	5	8	1	3	4	1	1	22
32	RINGER, Desmond	2-4	0-0	0	1	6	7	3	4	0	1	0	0	14
35	STEELE, Brian	0-2	0-1	0-0	1	0	1	5	0	1	0	0	0	9
Team						1								
Totals		34-66	6-12	18-26		18	26	44	32	92	19	11	4	200

FG % 1st Half: 13-29 44.8% 2nd half: 21-37 56.8% Game: 34-66 51.5%  
 3FG % 1st Half: 2-3 66.7% 2nd half: 4-9 44.4% Game: 6-12 50.0%  
 FT % 1st Half: 8-9 88.9% 2nd half: 10-17 58.8% Game: 18-26 69.2%

Officials: Mike Nance, Pat Adams, Terry Moore  
 Technical fouls: Marshall-None. South Carolina-None.  
 Attendance: 7935

Score by periods				1st	2nd	Total
Marshall				31	34	65
South Carolina				36	56	92

Last FG - MAR 2nd-03:09, SC 2nd-00:09.  
 Largest lead - MAR by 1 1st-17:48, SC by 27 2nd-00:09.

Score tied - 2 times.  
 Lead changed - 6 times.

**GAME 13 - SOUTH CAROLINA 82, SC STATE 75**  
**JAN. 3, 2014/COLONIAL LIFE ARENA**

**COLUMBIA, S.C.** - After a furious second-half rally from the visitors, South Carolina (7-6) grinded out an 82-75 win tonight over South Carolina State (4-9) at Colonial Life Arena as the Gamecocks shot 50 percent from the field for the second straight game.

Four Gamecocks ended the night in double figures as senior Brenton Williams led all scorers with 19 points on an efficient 6-7 from the field and 2-3 from 3-point range. Freshman Demetrius Henry recorded his first career double-double with 10 points and a career-high 11 rebounds. Senior forward Matthew Hezekiah led the Bulldogs with 18 points and five rebounds, while fellow senior Theron Stephens added 15 points.

Carolina opened the game on a 5-0 run after a jumper from Williams and three points from Duane Notice. The Bulldogs were able to pull within two at 6-4 after a Devin Joint tipped in a missed jumper from Hezekiah, but Notice responded for the Gamecocks with his sixth point in the first four minutes.

Palmer answered for SC State with a 3 of his own, but Williams connected from 3 on the other end for the Gamecocks as they took a 12-7 lead. That 3-pointer started a 9-1 run for home team that Williams capped off 43rd and 44th consecutive made free throws as he pushed South Carolina's lead to 18-8 with just over 12 minutes to play.

Following Johnson's first 3 of the game just under two minutes later, Laimonas Chatkevicius began to impose himself inside as he scored on three-straight possessions as Notice earned three of his career-high eight assists during the stretch.

With 1:31 left in the half, a quick 5-0 run after a jumper from Notice and Williams' second three of the game, the Gamecocks held their largest lead of the half of 15.

The Bulldogs though turned up the pressure on the final possession after getting two points back. Darrion Eastmon picked off a pass attempt from Notice in the backcourt and dished it to Darryl Palmer for the lay-up on the break.

South Carolina held a 44-33 lead at the break after shooting 15-29 (51.7 percent) from the field and going 6-12 from behind the arc.

SC State continued its late first-half run into the second as Stephens hit back-to-back 3s in the first minute and a half to cut the deficit to 44-39. After a pair of free throws from Sindarius Thornwell three minutes in, the Bulldogs went on a 6-0 run, punctuated by Joint dunking a missed shot to cut to the game to two at 50-48 with 15:23 on the clock.

Despite seeing the game cut to one a minute later, the Gamecocks were able to maintain the lead until the Bulldogs came up with another 6-0 run to tie-up the game at 60-60 with 7:02 to play. On the ensuing possession though, Notice found Thornwell open on the right side where he drained his lone 3-pointer on the night.

With SC State trying to get momentum back with the score at 70-65 with under four minutes remaining, Johnson found an opening in the lane and split two defenders as he drove to the basket for a left-handed lay-in as he was fouled. The junior converted the free throw to push the lead to eight. He finished the night with 17 points.

The Gamecocks sealed their fourth-straight win as they hit 9-12 from the free throw line during the final minutes.

South Carolina went 25-50 (50 percent) from the field and 7-15 (46.7 percent) from the 3-point line, while SC State shot 29-65 (44.6 percent) from the field and 5-20 (25 percent) from 3.

**GAME 13**



Official Basketball Box Score -- Game Totals -- Final Statistics  
**SC State vs South Carolina**  
 1/3/14 7 p.m. at Columbia, S.C. (Colonial Life Arena)

**SC State 75 • 4-9**

#	Player		Total		3-Ptr		Rebounds		PF	TP	A	TO	Bk	Stl	Min
			FG-FGA	FG-FGA	FT-FTA	Off	Def								
33	PALMER,Darryll	f	5-7	2-2	0-0	1	5	6	4	12	0	1	1	0	28
33	RADOVIC,Luka	f	0-1	0-0	1-1	1	2	3	1	0	2	0	0	0	8
00	WHITE,Jalen	g	3-6	0-1	2-4	1	1	2	3	8	5	0	0	0	22
02	STEPHENS,Theron	g	5-12	3-8	2-2	1	0	1	2	15	2	1	0	0	22
15	JOINT,Devan	g	4-6	0-0	1-2	4	3	7	2	9	3	1	3	2	26
02	SMITH,Jordan	0	0-2	0-2	0-0	0	0	0	1	0	0	0	0	0	3
04	KIRSKY,Patrick	1-4	0-0	2-4	3	1	4	1	4	1	0	0	2	15	
05	ADAMS,Adama	4-10	0-2	0	0	2	2	4	8	1	2	0	0	21	
11	MITCHELL,Shaquell	0-2	0-0	0	1	1	2	2	0	0	1	0	1	11	
12	HEZEKIAH,Matthew	7-9	0-0	4-5	2	3	5	1	18	0	1	1	0	29	
23	EASTMON,Darron	0-0	0-0	0-0	0	0	0	1	0	1	1	0	1	0	1
32	WRIGHT,Koran	0-6	0-5	0-0	0	1	1	3	0	1	0	0	1	13	
	Team					3	0	3							
Totals			29-65	5-20	12-18	17	18	35	27	75	14	10	5	7	200

FG % 1st Half: 12-29 41.4% 2nd half: 17-36 47.2% Game: 29-65 44.6%  
 3FG % 1st Half: 3-7 42.9% 2nd half: 2-13 15.4% Game: 5-20 25.0%  
 FT % 1st Half: 6-10 60.0% 2nd half: 6-8 75.0% Game: 12-18 66.7%

**South Carolina 82 • 7-6**

#	Player	Total		3-Ptr		Rebounds		PF	TP	A	TO	Bk	Stl	Min
		FG-FGA	FG-FGA	FT-FTA	FT-FTA	Off	Def							
21	HENRY, Demetrius	f	5-11	0-0	0-1	4	7	11	3	10	0	3	1	32
25	KACINAS, Mindaugas	f	0-0	0-0	3-6	3	6	9	1	3	0	2	1	28
00	THORNWELL, Sindarius	g	1-6	1-3	5-6	0	4	4	3	8	1	0	0	22
01	WILLIAMS, Brenton	g	6-7	2-3	5-5	0	0	0	1	19	3	0	0	30
10	NOTICE, Duane	g	3-8	1-4	6-8	1	0	1	0	13	8	6	1	34
04	JOHNSON, Tyrone	5-9	2-2	5-7	0	1	1	2	17	1	0	0	1	24
05	SHAW, Jaylen	2-4	1-3	0-0	0	1	1	2	5	0	0	0	0	9
14	CHATKEVICIUS, L	3-3	0-0	0	1	1	2	1	6	0	0	0	0	4
24	CARRERA, Michael	0-2	0-0	1-2	0	0	0	3	1	0	1	2	0	16
32	RINGER, Desmond	0-0	0-0	0	0	0	0	0	0	0	0	1	0	1
Team						2								
Totals		25-50	7-15	25-35		11	20	31	16	82	13	13	4	200

FG % 1st Half: 15-29 51.7% 2nd half: 10-21 47.6% Game: 25-50 50.0%  
 3FG % 1st Half: 6-12 50.0% 2nd half: 1-3 33.3% Game: 7-15 46.7%  
 FT % 1st Half: 8-10 80.0% 2nd half: 17-25 68.0% Game



**GAME 15 - LSU 71, SOUTH CAROLINA 68**  
**JAN. 11, 2014/COLONIAL LIFE ARENA**

**COLUMBIA, S.C.** - Despite a 9-0 run late in the contest, South Carolina (7-8, 0-2 SEC) could not overcome a 14-point LSU (10-4, 1-1 SEC) lead in the second half, falling to the Tigers 71-68 in the SEC home opener at Colonial Life Arena. Freshman guard Sindarius Thornwell led all scorers with a season high 25 points in the game.

The Gamecocks were plagued by turnovers for the second-straight game, committing 19 in the contest, including 11 in the first half. South Carolina also suffered a lengthy drought without a basket in the second half, going over eight minutes without a made basket, its only scoring coming from 11 points at the foul line.

Neither team shot well, with the Gamecocks hitting 41.7 percent (20-48) from the field, and LSU just 39.3 percent (22-56). Both teams left points at the foul line as well, as South Carolina went 24-of-34 from the line, and the Tigers 22-of-35.

Rookie guard Duane Notice and freshman forward Demetrius Henry were both called for two early fouls before the 17-minute mark of the opening half.

A jumper from Laimonas Chatkevicius with 12-40 showing on the clock on an assist from junior guard Tyrone Johnson gave Carolina its first lead of the game at 11-9.

Neither team could find the basket through the midway part of the half, with the Gamecocks hitting just their first six attempts and LSU four of its first 16. Carolina held a 15-14 upperhand with 8:40 remaining.

Thornwell scored his 11th point of the first half near the seven-minute mark and the contest went into the under-eight minute media timeout knotted at 17.

Back-to-back jumpers from LSU's Jordan Mickey tied the contest at 23 with under four minutes to play, but senior guard Brenton Williams scored his first points of the half on the next Gamecock possession. LSU opened up a seven-point lead after a pair of free throws from Andre Stringer with just over two minutes remaining in the half. Johnson scored two from the free throw line and hit a well-executed 3 out of a Gamecock timeout with under a minute to play, and Carolina trailed by just two at 32-30 at the half.

South Carolina opened the contest hitting 6-of-16, but closed the half hitting five of its final 10 attempts. LSU hit 10-of-30 in the opening set, and was 10-of-15 from the foul line, compared to a 6-of-6 effort from Carolina at the line.

LSU held a 40-36 advantage with 15:44 remaining in the game, at the under-16 minute media timeout, but sophomore forward Mindaugas Kacinas connected for two at the free throw line following the break and the Gamecocks trailed by just two.

Kacinas and Thornwell both missed attempts at the foul line near the 13-minute mark, but a tip in from Thornwell kept the Tiger lead at two with 13:17 to play.

The contest was fast-paced with both teams playing aggressive on both ends of the court. The teams traded baskets through the middle portion of the half, but the Tigers maintained a two-point lead at 44-42 with 11:20 to play.

Mickey and junior forward Johnny O'Bryant III hit consecutive jumpers following a missed free throw from Williams, forcing Gamecock head coach Frank Martin to call a timeout trailing 52-45 with 9:16 to play.

Stringer hit a 3 from the corner with 8:16 to play to push the LSU lead to 55-47, and a 3 from Tim Quarterman saw the Tiger lead advance to 12 at 60-48 with two minutes left.

South Carolina failed to score a basket from the 10:46 mark through the under-four minute media timeout of the half. The drought saw LSU hold a 64-52 advantage with 3:55 to play.

South Carolina continued to battle. A steal from Johnson with 2:24 to play led to a dunk from Thornwell, Carolina's first basket since the 10:46 mark. Thornwell was fouled on the make, but missed the free throw and was called for a foul battling for the rebound.

LSU missed the front end of a 1-and-1 opportunity and Thornwell scored on the transition to pull the Gamecocks within five at 64-59 with 2:11 to play. The Gamecocks utilized their final timeout of the contest following the basket.

The Tigers called timeout with 1:47 to play holding the five-point lead and LSU was unable to convert at the basket, with possession going to Carolina. Johnson had an attempt, but LSU took over possession on the rebound.

LSU's Anthony Hickie converted to two at the foul line for the Tigers, but Williams responded with his first 3 of the contest to cut the lead to four at 66-62 with 54 seconds to play. On LSU's ensuing possession, Carolina was called for an intentional foul, which gave O'Bryant two attempts from the foul line and possession. O'Bryant would hit one at the line to push the lead back to five points.

O'Bryant would add three more from the foul line to push the lead to 69-62 with 41 seconds to play. Johnson would hit a lay-up seconds later, and LSU would lose possession on the inbound pass. Johnson was fouled on another attempt in the lane and would hit one from the line for a 69-65 Tiger lead. LSU's Malik Morgan would add two free throws down the stretch and the Tigers would hold on for the 71-68 win despite a 3 from Williams at the buzzer.

LSU out-rebounded the Gamecocks 42-32 in the contest and recorded 14 steals in the game, the most by a Carolina opponent this season. Johnson posted 15 points for the Gamecocks off the bench and Williams added 11 for his seventh-straight double-figure scoring game.

**GAME 15**



**Official Basketball Box Score - Game Totals - Final Statistics**  
**LSU vs South Carolina**  
1/11/14 1:47 p.m. at Columbia, S.C. (Colonial Life Arena)

**LSU 71 • 10-4, 1-1 SEC**

#	Player		Total		3-Ptr		Rebounds		PF	TP	A	TO	Bk	St	Min
			FG-FA	FG-FA	FT-FTA	Off	Def	TP							
02	O'BRYANT III, Johnny	f	4-9	0-0	5-10	3	4	7	3	13	3	6	0	1	26
05	COLEMAN, Shavon	f	1-6	1-4	2-2	0	6	6	1	5	1	4	0	2	24
25	MICKEY, Jordan	f	6-10	0-0	1-2	1	3	4	4	13	0	4	1	1	27
01	HICKEY, Anthony	g	0-6	0-4	2-4	1	1	2	2	2	0	0	3	3	30
24	MORGAN, Malik	g	3-10	0-4	2-5	3	3	6	3	8	4	2	2	2	33
10	STRINGER, Andre	d	2-4	2-4	3-4	0	3	3	3	9	1	0	0	0	23
12	MARTIN, Jarell		5-6	1-1	7-8	3	3	6	4	18	0	2	1	5	21
31	ODO, John		0-0	0-0	0-0	1	0	1	0	0	0	0	0	0	5
55	QUARTERMAN, Tim		1-5	1-1	0-0	2	0	2	4	3	2	1	0	0	11
Team							2		3						
Totals			22-56	5-18	22-35	16	26	42	24	71	13	19	4	14	200

FG % 1st Half: 10-30 33.3% 2nd half: 12-26 46.2% Game: 22-56 39.3%  
3FG % 1st Half: 3-10 30.0% 2nd half: 3-8 37.5% Game: 5-18 27.8%  
FT % 1st Half: 10-15 66.7% 2nd half: 12-20 60.0% Game: 22-35 62.9%

Deadball Rebounds 6.1

**South Carolina 68 • 7-8, 0-2 SEC**

#	Player		Total		3-Ptr		Rebounds		PF	TP	A	TO	Bk	Stl	Min
			FG-FGA	FG-FGA	FT-FTA	Off	Def	Tot							
21	HENRY, Demetrius	f	0-1	0-0	0-0	1	0	1	4	0	0	0	0	0	5
25	KACINAS, Mindaugas	f	0-2	0-0	4-6	1	1	2	3	4	0	0	1	1	22
00	THORNWELL, Sindarius	g	9-13	1-3	6-9	1	4	5	4	25	2	3	1	1	35
01	WILLIAMS, Brenton	g	3-13	2-7	3-4	0	3	3	2	11	2	4	0	2	35
10	NOTICE, Duane	g	0-0	0-0	0-0	0	0	0	2	0	1	1	0	0	8
04	JOHNSON, Tyrone	d	4-13	1-1	6-8	1	4	5	3	15	3	3	0	1	28
05	SHAW, Jaylen		1-1	0-0	2-2	0	2	2	4	4	2	3	0	0	14
14	CHATKEVICIUS, L.		1-1	0-0	0-0	0	3	3	1	2	0	1	0	1	10
04	CARRERA, Michael		2-3	0-0	1-3	2	2	3	3	5	0	2	2	2	20
32	RINGER, Desmond		0-1	0-0	2-2	1	4	5	2	2	0	2	0	0	23
Team							2		4						
Totals			20-48	4-11	24-34	7	25	32	28	68	10	19	4	9	200

FG % 1st Half: 11-26 42.3% 2nd half: 9-22 40.9% Game: 20-48 41.7%  
3FG % 1st Half: 2-6 33.3% 2nd half: 2-5 40.0% Game: 4-11 36.4%  
FT % 1st Half: 6-6 100.0 2nd half: 18-28 64.3% Game: 24-34 70.6%

Officials: Joe Lindsay, Patrick Evans, Mike Thibodeaux  
Technical fouls: LSU-None. South Carolina-None.  
Attendance: 12071

Score by periods	1st	2nd	Total		In	Off	2nd	Fast	
LSU	32	39	71	Points	Paint	T/O	Chance	Break	Bench
South Carolina	30	38	68	LSU	24	19	10	2	30
				SC	26	13	6	8	28

Last FG - LSU 2nd-06:03, SC 2nd-00:01.  
Largest lead - LSU by 14 2nd-05:45, SC by 3 1st-04:45.  
Score tied - 8 times.  
Lead changed - 12 times.

**GAME 16 - TEXAS A&M 75, SOUTH CAROLINA 67**  
**JAN. 15, 2014/REED ARENA/COLLEGE STATION, TEXAS**

**COLLEGE STATION, Texas.** - South Carolina (7-9, 0-3 SEC) suffered a 75-67 loss at Texas A&M (12-4, 3-0 SEC) on Wednesday evening in Southeastern Conference play. The Gamecocks led by as many as 11 in the opening half, but the Aggies out-scored Carolina 37-28 in the second half en route to the victory. Junior guard Tyrone Johnson suffered a right foot injury near the end of the first half and did not play the remainder of the game. An update on his injury will be released on Thursday after further evaluation in Columbia.

Foul trouble once again plagued Carolina, with several players' minutes limited due to fouls, especially early in the second half. Senior guard Brenton Williams led the team with 14 points, his eighth-straight double-digit scoring game, while freshman guard Duane Notice added 12 points and five assists. Rookie forward Desmond Ringer set a season high with nine points, and matched a season best with seven rebounds, a team high.

Junior forward Jamal Jones led three Aggies in double figures with 22 points, including a 9-of-12 showing from the free throw line. Texas A&M attempted 41 free throws in the contest, compared to just 22 at the line for Carolina.

The Aggies scored the first basket of the ball game, but the Gamecocks responded with a 10-0 run to lead by eight at the first media timeout of the contest.

Williams added two at the free throw line and sophomore forward Michael Carrera scored his first basket of the game at the 14:39 mark, but A&M climbed to within seven to put the score at 14-7 Carolina with just under 12 minutes to play in the half.

The Gamecocks continued to play aggressive on the offensive end at the midway point. Ringer pulled down an offensive rebound and found Carrera for a wide open 3 from the perimeter. Ringer added a lay-in on the next possession, and the Gamecocks' lead stood at 23-16 with 8:52 showing in the half.

The Aggies would put together a 6-2 run over the course of the next minute and a half and the Carolina lead was just three at 25-22 at the under-eight minute media timeout. Despite lay-ups from sophomore forward Laimonas Chatkevicius on consecutive possessions, a tip-in from A&M's Davonte Fitzgerald gave the Aggies a 32-31 upperhand with 4:20 remaining in the opening 20 minutes of play.

The teams traded baskets the remainder of the half. A tip-in from Chatkevicius and a pair of free throws from A&M's Shawn Smith saw the Gamecocks lead by one at the break, 39-38. With near a minute to play, Johnson was assisted off the court by the Gamecock athletic training staff, suffering a right foot injury after an awkward step on his foot. He did not return the remainder of the game.

The story of the opening half was a 20-10 rebound advantage for the Gamecocks, while Carolina also held a 20-14 upperhand in points in the paint.

The Gamecocks found themselves in foul trouble early in the second half with Notice, Carrera and sophomore forward Mindaugas Kacinas on the bench with three fouls apiece and freshman guard Sindarius Thornwell with four shortly into the half. A 3 from freshman guard Justin McKie pushed the Gamecocks lead to 50-43 with 15:37 to play.

The Aggies pulled to within two at 53-51 on two free throws from freshman guard Shawn Smith but Carolina held its lead, and Ringer scored his season high ninth point of the contest with 8:02 remaining to push the Carolina lead to 57-54.

South Carolina led the entire second half until two free throws from Jones gave Texas A&M a 58-57 advantage. Smith would hit a 3 from the corner at the shot clock buzzer just moments later, and the Gamecocks called a timeout with 5:51 to play.

The Aggies led by five when Williams hit a long 3 after an offensive rebound and assist from Ringer to keep the score within two at 64-62 Aggies with just over four minutes to play.

The teams matched free throws out of the final media timeout of the contest, but the Aggie lead stood at 73-65 with one minute to play after a layup from junior guard Jordan Green.

Williams hit two from the line with 34 seconds remaining, but Texas A&M held on for the 75-67 victory.

**GAME 16**



**Official Basketball Box Score - Game Totals - Final Statistics**  
**South Carolina vs Texas A&M**  
01/15/14 7:00 PM at Reed Arena (College Station, TX)

**South Carolina 67 • 7-9, 0-3 SEC**

#	Player	Total		3-Ptr		Rebounds		PF	TP	A	TO	Bk	Stl	Min
		FG-FTA	FG-FGA	FT-FTA	Off	Def	Total							
00	THORNWELL, Sindarius	* 2-7	0-1	1-1	1	0	1	5	5	2	5	0	0	21
01	WILLIAMS, Brenton	* 3-10	2-6	6-6	0	3	3	1	14	0	3	0	1	36
20	NOTICE, Duane	* 3-7	1-3	5-7	1	2	3	12	5	1	1	1	1	28
21	HENRY, Demetrius	* 2-3	0-0	0-0	1	1	2	4	2	1	0	1	1	19
25	KACINAS, Mindaugas	* 1-1	0-0	1-2	0	1	1	4	3	0	1	0	1	10
04	JOHNSON, Tyrone	* 0-3	0-2	0-0	1	2	3	1	0	2	1	0	0	13
05	SHAW, Jaylen	0-2	0-2	0-0	0	0	0	0	2	0	2	0	0	13
14	CHATKEVICIUS, L.	4-6	0-1	0-0	2	2	4	4	8	0	2	1	0	10
15	THEUS JR., Reggie	0-0	0-0	0-0	0	0	0	1	0	0	0	0	0	0+
20	MCKIE, Justin	2-3	1-2	0-0	0	3	3	1	5	0	0	0	0	11
24	CARRERA, Michael	3-4	1-1	0-0	1	2	3	3	7	0	1	0	4	11
32	RINGER, Desmond	3-3	0-0	3-6	3	4	7	4	9	2	2	0	0	28
	Team				2	1	3							

FG % 1st Half: 14-28 50.0% 2nd half: 9-21 42.9% Game: 23-49 46.9%  
3FG % 1st Half: 3-7 42.9% 2nd half: 2-11 18.2% Game: 5-18 27.8%  
FT % 1st Half: 8-9 88.9% 2nd half: 8-13 61.5% Game: 16-22 72.7%

Deadball Rebounds 1

**Texas A&M 75 • 12-4, 3-0 SEC**

#	Player	Total		3-Ptr		Rebounds		PF	TP	A	TO	Bk	Stl	Min
		FG-FGA	FG-FGA	FT-FTA	Off	Def	Total							
05	Jordan Green	* 2-4	0-1	5-8	0	2	2	4	9	1	0	0	1	20
12	Fabyon Harris	* 1-3	0-2	0-0	0	1	1	2	2	0	3	0	0	21
14	Kourtney Roberson	* 2-3	0-0	0-2	1	2	3	2	4	0	1	0	1	29
21	Alex Caruso	* 1-3	1-1	0-2	0	1	1	3	3	7	5	2	0	30
23	Jamal Jones	* 5-11	3-7	9-12	0	4	4	22	2	0	2	0	2	35
02	Shawn Smith	* 3-4	2-2	6-8	1	3	4	14	2	0	0	1	0	19
15	Davonte Fitzgerald	* 6-7	1-2	0-0	2	1	3	2	13	0	0	1	0	18
24	Kintan Space	* 2-5	0-1	4-9	1	3	4	1	8	2	2	0	1	28
	Team				1	2	3							
	Totals	22-40	7-16	24-41	6	19	25	20	75	14	11	3	6	200

**GAME 18 - GEORGIA 97, SOUTH CAROLINA 76**  
**JAN. 22, 2014/STEGEMAN COLISEUM/ATHENS, GA.**

**ATHENS, Ga.** - South Carolina (7-11, 0-5 SEC) suffered a 97-76 loss on the road in SEC play at Georgia (10-7, 4-1 SEC) on Wednesday night. Freshman guard Sindarius Thornwell scored a season high 26 points to lead four Gamecocks in double figures in the contest.

Thornwell netted his fourth 20-point game of the season, and surpassed his previous season high of 25 points from earlier this month versus LSU. Thornwell hit 8-of-12 attempts from the floor and was 9-of-12 from the free throw line. He also collected four rebounds and dished four of Carolina's eight assists in the game.

Senior guard Brenton Williams responded after a tough outing versus Ole Miss last Saturday, posting 18 points on 6-of-11 shooting from the field and four 3s. Freshman guards Duane Notice and Jaylen Shaw added 14 and 12 points, respectively, in the game. Georgia was led by junior forward Nemanja Djuricic with 22 points, while Kenny Gaines added 14 and Brandon Morris 13. The Bulldogs posted 10 3s in the game, and hit 33-of-50 from the foul line.

A jumper from Thornwell gave the Gamecocks a 6-4 lead with 17:31 remaining in the first half, but nine-straight points from Djuricic followed by back-to-back Bulldog 3s saw the home team hold a 17-8 upperhand four minutes later.

Notice broke the streak with a jumper in the lane, and Shaw hit a 3 with 12:22 on the clock to pull Carolina within six at 19-13.

Georgia held on to a double-digit lead until a floater from Notice near the eight-minute mark brought the Gamecocks within nine at 30-21.

Foul trouble plagued the Gamecocks, with sophomore forward Mindaugas Kacinas and freshman forward Desmond Ringer both with 3 and forced to sit on the bench much of the half. The Bulldog lead stood at 13 at the under-four minute media timeout with 3:51 to play before the break.

South Carolina missed four from the free throw line down the stretch, and UGA led by as many as 15, but sophomore forward Laimonas Chatkevicius pulled down three-consecutive defensive rebounds, and Notice and Williams added lay-ins and the Georgia lead was just nine at the break, 45-34.

The Bulldogs scored six 3-pointers in the opening half and out-rebounded the Gamecocks by seven at 21-14. Notice led Carolina with 13 points in the stanza, hitting 4-of-5 from the field. The teams combined for 30 fouls in the set.

Georgia's Charles Mann was called for a flagrant foul just 30 seconds into the second half, sending Notice to the line for two attempts. He hit one from the line and Mann and Williams traded 3-pointers moments later to put the score at 48-38 UGA with 18 to play. Consecutive turnovers from the Gamecocks saw the Georgia lead push to 22 at 64-42 with just over 14 minutes on the clock.

Chatkevicius fouled out with 12 minutes to play, and freshman forward Demetrius Henry and sophomore forward Michael Carrera were both on the bench with 3 each.

Thornwell scored on consecutive possessions midway through the half, but the Bulldog lead hovered near 20 points through the next several minutes of play.

Sophomore forward Brian Steele hit a 3 and earned a steal at the opposite end on the ensuing UGA possession near the four-minute mark. Freshman guard Jaylen Shaw gave the Gamecocks another 3 at the top of the key and the score stood at 87-70 Georgia with 3:33 to play.

Thornwell hit a season high with 26 points on two lay-ups with 90 seconds to play, but Georgia posted the 97-76 victory.

South Carolina finished the contest hitting 45.8 percent (22-48) from the field, compared to 55.1 percent (27-49) from Georgia. The Bulldogs attempted 50 free throws in the contest, a new Carolina opponent record in league play, surpassing UGA's 46 attempts during last season's contest in Columbia.

**GAME 18**



Official Basketball Box Score - Game Totals - Final Statistics  
**South Carolina vs Georgia**  
 01/22/14 8:00 p.m. at Stegeman Coliseum - Athens, Ga.

**South Carolina 76 • 71-0 (0-5)**

#	Player	Total		3-Ptr		Rebounds		PF	TP	A	TO	Bk	Stl	Min
		FG	FGA	FG	FGA	FT	FTA							
21	HENRY, Demetrius	f	0-5	0-0	1-2	3	2	5	4	1	0	1	2	15
44	CARRERA, Michael	f	0-3	0-0	0-0	1	5	6	4	0	0	1	0	19
00	THORNWELL, Sindarius	g	8-12	1-1	9-12	1	3	4	4	26	4	5	0	29
01	WILLIAMS, Brenton	g	6-11	4-7	2-2	0	0	0	0	18	1	2	0	35
10	NOTICE, Duane	g	4-6	0-1	6-10	1	1	2	2	14	1	2	0	22
05	SHAW, Jaylen		2-5	2-3	6-6	0	0	0	1	12	0	2	0	19
14	CHATKEVICIUS, L		1-3	0-0	0-2	0	6	6	5	0	0	0	2	15
15	THEUS JR., Reggie		0-1	0-0	0-2	0	1	1	3	0	1	0	0	13
25	KACINAS, Mindaugas		0-0	0-0	0-0	0	0	0	5	0	1	0	0	7
32	RINGER, Desmond		0-0	0-0	0-0	0	0	0	4	0	0	0	0	0
35	STEELE, Brian		1-2	1-2	0-0	0	0	0	1	3	1	1	0	12
Team						2	1	3						
Totals			22-48	8-14	24-36	8	19	27	33	76	8	15	4	9

FG % 1st Half: 10-25 40.0% 2nd half: 12-23 52.2% Game: 22-48 45.8%  
 3FG % 1st Half: 2-5 40.0% 2nd half: 0-9 66.7% Game: 8-14 57.1%  
 FT % 1st Half: 12-21 57.1% 2nd half: 12-15 80.0% Game: 24-36 66.7%

**Georgia 97 • 10-7 (4-1)**

#	Player	Total		3-Ptr		Rebounds		PF	TP	A	TO	Bk	Stl	Min
		FG	FGA	FG	FGA	FT	FTA							
02	Thornnton, Marcus	f	3-5	0-0	6-9	5	2	7	2	12	0	0	0	27
15	Williams, Dante'	f	4-4	0-0	3-6	2	8	10	1	9	0	1	0	26
31	Morris, Brandon	f	4-6	0-0	5-9	0	5	3	13	5	0	0	0	21
04	Mann, Charles	g	2-5	2-4	4-4	0	1	1	5	10	3	4	0	19
12	Gaines, Kenny	g	3-10	2-5	6-6	0	3	3	2	14	4	3	2	33
03	Parker, Jwan		2-4	1-1	0-0	1	2	3	0	5	2	0	0	14
05	Dixon, Tim		0-0	0-0	0-0	0	0	0	1	0	0	1	0	6
10	Echols, Taylor		1-2	1-2	0-0	0	0	0	0	3	0	0	0	2
11	Fortes, Cameron		1-1	0-0	1-3	0	0	1	3	0	0	0	0	4
14	Young, Brandon		0-0	0-0	0-0	0	0	0	0	0	0	0	0	1
24	Kessler, Houston		0-0	0-0	0-0	1	1	1	0	0	0	0	0	1
25	Geno, Kenny Paul		1-1	0-0	0-0	1	0	1	0	2	0	0	0	0
30	Frazier, J.J.		1-5	1-3	0-0	0	1	1	4	3	4	1	0	21
41	Cannon, John		0-0	0-0	1-2	0	1	1	2	1	0	1	0	0
42	Djuricic, Nemanja		6-6	3-3	7-11	4	1	5	4	22	3	3	0	21
Team						0	1	1						
Totals			27-49	10-18	33-50	13	26	39	26	97	21	14	2	6

FG % 1st Half: 11-23 47.8% 2nd half: 16-26 61.5% Game: 27-49 55.1%  
 3FG % 1st Half: 6-11 54.5% 2nd half: 4-7 57.1% Game: 10-18 55.6%  
 FT % 1st Half: 17-22 77.3% 2nd half: 16-28 57.1% Game: 33-50 66.0%

Officials: Mike Nance, Ron Groover, Lee Cassell  
 Technical fouls: South Carolina-None. Georgia-None.  
 Attendance: 5366  
 Flagrant 1 on Charles Mann at 19:31 in 2nd half.

Score by periods		1st	2nd	Total
South Carolina		34	42	76
Georgia		45	52	97

Points

In

Off

2nd

Fast

Points

Paint

T/O

Chance

Break

Bench

SC

22

15

4

0

17

UGA

32

14

15

4

39

Score tied - 3 times.

Lead changed - 1 time.

Last FG - SC 2nd-01:34, UGA 2nd-05:52.  
 Largest lead - SC by 2 1st-19:38, UGA by 23 2nd-04:16.

**GAME 19 - MISSOURI 82, SOUTH CAROLINA 74**  
**JAN. 25, 2014/MIZZOU ARENA/COLUMBIA, MO.**

**COLUMBIA, Mo.** - A career-high seven 3-pointers from Brenton Williams and a double-double from Michael Carrera wasn't enough on the road as Missouri (15-4, 3-3 SEC) held off South Carolina (7-12, 0-6 SEC) for an 82-74 win at Mizzou Arena. Williams posted 32 points as he set career highs in made 3s (7) and 3's attempted (11). Carrera recorded his sixth career double-double with a season-high 16 points and 14 rebounds. Missouri was led by its scoring duo of Jordan Clarkson (22) and Jabari Brown (24) who were above their season average with 46 combined points. The Gamecocks struggled against Missouri's defense in the early going as the Tigers ran out to an 11-0 run, bookended by 3s from Earnest Ross and Brown. Carolina scored its first points of the game just over four minutes in as Sindarius Thornwell hit a pair from the foul line.

Despite Williams hitting his first 3-pointer of the game at the 12:47 mark, the Tigers were able to push the lead back to 11 with under 10 minutes remaining after a layup from Brown. Another 3 from Williams though started a 9-2 run from Carolina that brought the team within four at 22-18 with just over six minutes remaining the half. The Gamecocks went cold from that point on as Ross poured in a nine points during a 16-0 run for the Tigers that gave them a 38-18 advantage with a minute and half remaining until the break.

Carrera ended the four-plus minute scoring drought with a jumper, and Williams added two from the foul line just before half, but Missouri held a 38-22 after the opening 20 minutes, shooting 13-26 (50 percent) from the field compared to Carolina's 7-27 (25.9 percent).

After Brown opened the second half with a 3 for Missouri, Williams answered and the Gamecocks were able to climb back to within 11 two minutes later after a four-point play from Carrera. The Tigers had another answer though in the form of back-to-back 3's from Clarkson and Brown.

Trailing 50-31 with 15:34 on the clock, Carolina went on an 8-2 spurt with 3s from Thornwell and Brian Steele to get within 13.

Down 15 with 9:25 Thornwell, the team's second-leading scorer at that point with nine, was called for his fourth foul and subsequently sent to the bench. Williams continued to try and keep the Gamecocks in the game as he knocked down three consecutive 3-pointers in four Carolina possessions. The third one was the senior's seventh on the day, passing his previous career high of six he tied earlier this season against Akron.

After a layup from Brown with 5:05 remaining gave the Tigers a 71-55 advantage, Carolina went on a 12-2 run to cut the deficit to six with just over a minute to go. The Tigers converted 9-12 from the line down the stretch as they held on for the 82-74 victory.

After only making seven field goals in the first half, South Carolina made 16 in the second half as they shot 50 percent during the final 20 minutes, but its 39 percent (23-59) for the game was not enough as Missouri shot 26-48 (54.2 percent). The Tigers controlled the paint, outscoring the Gamecocks 34-16.

Thornwell recorded 14 points and collected four rebounds and four assists before fouling out late in the game for South Carolina. Ross added 14 points, five rebounds and three assists for the Tigers.

**GAME 19**



Official Basketball Box Score - Game Totals - Final Statistics  
**South Carolina vs Missouri**  
 01/25/14 3 p.m. at Columbia, MO (Mizzou Arena)

**South Carolina 74 • 7-12, 0-6 SEC**

#	Player	Total		3-Ptr		Rebounds		PF	TP	A	TO	Bk	Stl	Min
		FG	FGA	FG	FGA	FT	FTA							
21	HENRY, Demetrius	f	1-6	0-0	1-2	2	1	3	3	3	0	1	0	30
24	CARRERA, Michael	f	5-10	1-2	5-8	4	7	11	3	16	0	0	1	33
00	THORNWELL, Sindarius	g	5-13	1-6	3-3	1	3	4	5	14	4	5	0	24
01	WILLIAMS, Brenton	g	8-16	7-14	9-9	0	1	1	3	32	1	0	0	36
05	NOTICE, Duane	g	1-5	0-1	0	0	1	1	2	2	2	3	0	25
05	SHAW, Jaylen		0-1	0-1	0-0	0	0	0	4	0	1	0	0	10
14	CHATKEVICIUS, L		2-3	0-0	0	2	4	6	3	4	2	0	0	16
25	KACINAS, Mindaugas		0-2	0-0	0-0	0	1	1	1	0	0	1	0	5
32	RINGER, Desmond		0-1	0-0	0	1	2	3	3	0	0	0	0	11
35	STEELE, Brian		0-0	0-0	0-0	0	0	0	0	0	0	0	1	0
Team			1-2	1-2	0	1	0	1	1	3	2	0	0	10
Totals			23-59	10-26	18-22	13	19	32	29	74	12	11	2	5

FG % 1st Half: 7-27 25.9% 2nd half: 16-32 50.0% Game: 23-59 39.0%  
 3FG % 1st Half: 2-9 22.2% 2nd half: 8-17 47.1% Game: 10-26 38.5%  
 FT % 1st Half: 6-7 85.7% 2nd half: 12-15 80.0% Game: 19-22 81.8%

**Missouri 82 • 15-4, 3-3 SEC**

#	Player	Total		3-Ptr		Rebounds		PF	TP	A	TO	Bk	Stl	Min
		FG	FGA	FG	FGA	FT	FTA							
03	WILLIAMS, Johnathan	f	3-4	0-0	2-5	4	2	6	1	8	2	0	1	32
44	ROSBURG, Ryan	f	4-5	0-0	0-4	0	4	3	8	0	2	2	0	31
04	CLARKSON, Jordan	g	6-12	2-5	8-10	0	6	6	2	22	2	0	0	25
32	BROWN, Jabari	g	7-13	4-6	6-7	1	5	6	1	24	6	5	0	36
33	ROSS, Earnest	g	5-10	1-3	3-3	1	4	5	2	14	3	0	0	27
01	CLARK, Wes		1-3	1-3	2-2	0	2	2	4	5	4	2	0	23
02	CRISWELL, Tony		0-0	0-0	1-2	0	1	1	1	1	1	0	0	6
04	HAITH, Corey		0-0	0-0	0-0	0	0	0	0	0	0	0	0	0+
11	RECTOR, Shane		0-0	0-0	0-0	0	0	0	0	1	0	0	0	2
24	JONES, Torren		0-0	0-0	0-0	0	0	0	0	0	0	0	0	0+
31	FELDMAN, Danny		0-0	0-0	0-0	0	0	0	0	0	0	0	0	0+
45	POST, Keanau		0-1	0-0	0-0	0	1	1	2	0	0	1	0	8
Team						2	0	2						
Totals			26-48	8-17	22-33	8	25	33	17	82	18	11	3	2

FG % 1st Half: 13-26 50.0% 2nd half: 13-22 59.1% Game: 26-48 54.2%  
 3FG % 1st Half: 4-9 44.4% 2nd half: 4-8 50.0% Game: 8-17 47.1%  
 FT % 1st Half: 8-11 72.7% 2nd half: 14-22 63.6% Game: 22-33 66.7%

Officials: Rick Hartzell, John Heatly, Lamar Simpson  
 Technical fouls: South Carolina-None. Missouri-None.  
 Attendance: 12033

||
||
||





## #23 - BRUCE ELLINGTON

SENIOR | GUARD | 5'9" | 196 | 3VL

MONCK'S CORNER, S.C./BERKELEY

### ELLINGTON'S CAREER HIGHS

#### POINTS

31, at Furman (Dec. 22, 2010)

#### FIELD GOALS

11, at Furman (Dec. 22, 2010)

#### FIELD GOAL ATTEMPTS

23, at Furman (Dec. 22, 2010)

#### 3-POINT FIELD GOALS

6, twice, last vs. Vanderbilt (Jan. 8, 2011)

#### 3-POINT FIELD GOAL ATTEMPTS

13, twice, last vs. Tennessee (Feb. 16, 2011)

#### FREE THROWS

7, twice, last vs. Kentucky (Feb. 5, 2013)

#### FREE THROW ATTEMPTS

11, vs. Arkansas (Jan. 19, 2011)

#### REBOUNDS

9, vs. Missouri (Jan. 22, 2013)

#### ASSISTS

8, vs. WKU (Nov. 27, 2010)

#### BLOCKS

2, vs. LSU (Feb. 14, 2013)

#### STEALS

4, at Michigan State (Nov. 16, 2010)

#### MINUTES PLAYED

46, vs. WKU (Nov. 27, 2010)

### ELLINGTON'S SEASON HIGHS

#### POINTS

8, vs. USC Upstate (Dec. 19, 2013)

#### FIELD GOALS

3, twice, last vs. USC Upstate (Dec. 19, 2013)

#### FIELD GOAL ATTEMPTS

13, vs. USC Upstate (Dec. 19, 2013)

#### 3-POINT FIELD GOALS

2, vs. USC Upstate (Dec. 19, 2013)

#### 3-POINT FIELD GOAL ATTEMPTS

8, vs. USC Upstate (Dec. 19, 2013)

#### FREE THROWS

2, at Oklahoma State (Dec. 6, 2013)

#### FREE THROW ATTEMPTS

2, at Oklahoma State (Dec. 6, 2013)

#### REBOUNDS

2, vs. USC Upstate (Dec. 19, 2013)

#### ASSISTS

2, twice, last vs. USC Upstate (Dec. 19, 2013)

#### BLOCKS

1, twice, last vs. USC Upstate (Dec. 19, 2013)

#### STEALS

2, vs. USC Upstate (Dec. 19, 2013)

#### MINUTES PLAYED

29, vs. USC Upstate (Dec. 19, 2013)

### 2013-14

Opponent	Date	GS	Min	FG-FGA	Pct	3FG-FGA	Pct	FT-FTA	Pct	Off	Def	Tot	Avg	PF	FO	A	TO	Blk	Stl	Pts	Avg
Longwood	11/9/13	-	-	-	-	-	-	-	DNP - Football	-	-	-	-	-	-	-	-	-	-	-	-
at Baylor	11/12/13	-	-	-	-	-	-	-	DNP - Football	-	-	-	-	-	-	-	-	-	-	-	-
at Clemson	11/17/13	-	-	-	-	-	-	-	DNP - Football	-	-	-	-	-	-	-	-	-	-	-	-
Fla. International	11/24/13	-	-	-	-	-	-	-	DNP - Football	-	-	-	-	-	-	-	-	-	-	-	-
at Oklahoma St.	12/6/13	17	0-2	.000	0-1	.000	2-2	1.000	1 0	1	1.0	2 0	1 1	0 1	2 2.0						
Manhattan	12/17/13	*	23	3-6	.500	1-4	.250	0-0	1.000	1 0	1	1.0	3 0	2 3	1 0	7 4.5					
USC Upstate	12/19/13	*	29	3-13	.230	2-8	.250	0-0	1.000	0 2	2	1.3	3 0	2 0	1 2	8 5.7					
vs. Saint Mary's	12/22/13	-	-	-	-	-	-	-	DNP - Football	-	-	-	-	-	-	-	-	-	-	-	-
vs. Boise State	12/23/13	-	-	-	-	-	-	-	DNP - Football	-	-	-	-	-	-	-	-	-	-	-	-
vs. Akron	12/25/13	-	-	-	-	-	-	-	DNP - Football	-	-	-	-	-	-	-	-	-	-	-	-
Akron	12/28/13	-	-	-	-	-	-	-	DNP - Football	-	-	-	-	-	-	-	-	-	-	-	-
Marshall	12/30/13	-	-	-	-	-	-	-	DNP - Football	-	-	-	-	-	-	-	-	-	-	-	-
SC State	1/3/14	-	-	-	-	-	-	-	DNP	-	-	-	-	-	-	-	-	-	-	-	-
at Florida	1/8/14	-	-	-	-	-	-	-	DNP	-	-	-	-	-	-	-	-	-	-	-	-
LSU	1/11/14	-	-	-	-	-	-	-	DNP	-	-	-	-	-	-	-	-	-	-	-	-
at Texas A&M	1/15/14	-	-	-	-	-	-	-	DNP	-	-	-	-	-	-	-	-	-	-	-	-
Ole Miss	1/18/14	-	-	-	-	-	-	-	DNP	-	-	-	-	-	-	-	-	-	-	-	-
at Georgia	1/22/14	-	-	-	-	-	-	-	DNP	-	-	-	-	-	-	-	-	-	-	-	-
at Missouri	1/25/14	-	-	-	-	-	-	-	DNP	-	-	-	-	-	-	-	-	-	-	-	-
Texas A&M	1/29/14	-	-	-	-	-	-	-	DNP	-	-	-	-	-	-	-	-	-	-	-	-
at Ole Miss	2/1/14																				
Auburn	2/5/14																				
at Tennessee	2/8/14																				
Vanderbilt	2/12/14																				
Alabama	2/15/14																				
at Arkansas	2/19/14																				
Georgia	2/22/14																				
at Auburn	2/26/14																				
Kentucky	3/1/14																				
Florida	3/4/14																				
at Miss. State	3/8/14																				

### SEASON NOTES

Declared for the 2014 NFL Draft on Jan. 3, 2014, and will not complete his senior season with the men's basketball team. Ellington concludes his career on the hardwood for the Garnet and Black with 80 career games played and 66 starts. He scored 893 points for an 11.3 points per game average. The Moncks Corner, S.C., native averaged 3.0 assists, 2.7 rebounds and 1.0 steals in 30.4 minutes per game. Ellington posted 39 double-figure scoring games in his career, including eight 20-point games and one 30-point effort, a career high 31 points at Furman during his freshman season of 2010-11.

Joined the men's basketball squad for practice on Tuesday, Dec. 2 ... Posted two points in first contest of the season at No. 9/11 Oklahoma State (Dec. 6) ... Posted seven points, including the first five of the game, vs. Manhattan (Dec. 17) ... Scored eight points, with two assists and two steals vs. USC Upstate (Dec. 19) ... Will practice and compete with the Gamecock football team through the Capital One Bowl on Jan. 1, 2014 ... In the Capital One Bowl, had six receptions for 140 yards and two touchdowns ...

### CAREER STATISTICS

Season	GP-GS	Min	Avg	FG	FGA	Pct	3FG	3FGA	Pct	FT	FTA	Pct	Off	Def	Tot	Avg	PF	FO	Ast	TO	Blk	Stl	Pts	Avg
2010-11	30-30	928	30.9	138	423	.326	61	198	.308	47	74	.635	25	75	100	3.3	75	0	97	87	0	31	384	12.8
2011-12	24-15	697	29.0	100	280	.357	39	118	.331	26	34	.765	18	37	55	2.3	53	0	74	54	2	16	265	11.0
2012-13	23-19	741	32.2	78	233	.335	23	82	.280	48	74	.649	16	43	59	2.6	64	2	62	66	5	29	227	9.9
2013-14	3-2	69	23.0	6	21	.286	3	13	.231	2	2	1.000	2	2	4	1.3	8	0	5	4	2	3	17	5.7
Totals	80-66	2435	30.4	322	957	.336	126	411	.307	123	184	.668	61	157	218	2.7	200	2	238	211	9	79	893	11.3

### CAREER SEC STATISTICS

Season	GP-GS	Min	Avg	FG	FGA	Pct	3FG	3FGA	Pct	FT	FTA	Pct	Off	Def	Tot	Avg	PF	FO	Ast	TO	Blk	Stl	Pts	Avg
2011	16-16	500	31.3	69	237	.291	31	122	.254	23	35	.657	18	32	50	3.1	41	0	42	43	0	14	192	12.0
2012	16-14	511	31.9	72	209	.344	26	85	.306	18	24	.750	14	28	42	2.6	34	0	58	40	1	14	188	11.8
2013	18-18	606	33.7	61	191	.319	19	68	.279	34	54	.630	13	33	46	2.6	50	2	57	52	4	26	175	9.7
Totals	50-48	1617	32.3	202	637	.317	76	275	.276	75	113	.664	45	93	138	2.8	125	2	157	135	5	54	555	11.1





## #1 - BRENTON WILLIAMS

SENIOR | GUARD | 5'11" | 172 | 2VL

KISSIMMEE, FLA./OSCEOLA HIGH SCHOOL/

SANTA FE COLLEGE

### 2013-14

Opponent	Date	GS	Min	FG-FGA	Pct	3FG-FGA	Pct	FT-FTA	Pct	Off	Def	Tot	Avg	PF	FO	A	TO	Blk	Stl	Pts	Avg
Longwood	11/9/13	22	5-11	.454	2-7	.285	2-2	1.000	0	4	4	4.0	0	1	0	0	14	0	0	14	14.0
at Baylor	11/12/13	29	3-7	.428	2-5	.400	4-4	1.000	0	2	2	3.0	2	0	1	0	0	1	12	13.0	
at Clemson	11/17/13	19	0-5	.000	0-2	.000	0-0	.000	0	2	2	2.7	0	0	1	0	0	0	0	8.7	
Fla. International	11/24/13	18	4-8	.500	2-5	.400	6-6	1.000	1	1	2	2.5	2	0	2	2	0	2	16	10.5	
at Oklahoma St.	12/6/13	2	0-0	.000	0-0	.000	0-0	.000	0	0	0	2.0	0	0	0	0	0	0	0	8.4	
Marquette	12/17/13	6	0-1	.000	0-1	.000	0-0	.000	0	0	1	1.7	1	0	1	1	0	0	0	7.0	
USC Upstate	12/19/13	20	3-9	.333	2-8	.250	0-0	.000	0	2	2	1.7	0	0	2	2	0	1	8	7.1	
vs. Saint Mary's	12/22/13	29	2-6	.333	2-4	.500	2-2	1.000	0	2	2	1.8	0	0	3	1	0	1	8	7.3	
vs. Boise State	12/23/13	29	4-12	.333	2-7	.285	4-4	1.000	1	2	3	1.9	3	0	0	2	0	1	14	8.0	
vs. Akron	12/25/13	*	30	3-8	.375	2-4	.500	4-4	1.000	1	3	4	2.1	2	0	2	0	0	1	12	8.4
Akron	12/28/13	*	33	8-17	.470	6-9	.667	2-2	1.000	0	1	1	2.0	0	0	1	0	0	0	24	9.8
Marshall	12/30/13	*	20	7-11	.636	3-5	.600	1-1	1.000	0	1	1	1.9	0	0	3	2	0	1	18	10.5
SC State	1/3/14	*	30	6-7	.857	2-3	.667	5-5	1.000	0	0	0	1.8	1	0	3	0	0	0	19	11.2
at Florida	1/8/14	*	25	4-10	.400	2-6	.333	0-0	.000	0	1	1	1.7	1	0	1	2	0	3	10	11.1
LSU	1/11/14	*	35	3-13	.231	2-7	.286	3-4	.750	0	3	3	1.8	2	0	2	4	0	2	11	11.1
at Texas A&M	1/15/14	*	36	3-10	.300	2-6	.333	6-6	1.000	0	3	3	1.9	1	0	0	3	0	14	11.3	
Ole Miss	1/18/14	*	33	0-10	.000	0-6	.000	9-9	1.000	0	2	2	1.9	2	0	1	2	0	1	9	11.1
at Georgia	1/22/14	*	35	6-11	.545	4-7	.571	2-2	1.000	0	0	0	1.8	0	0	1	2	0	1	18	11.5
at Missouri	1/25/14	*	36	8-16	.500	7-14	.500	9-9	1.000	0	1	1	1.7	3	0	1	0	0	3	32	12.6
Texas A&M	1/29/14	*	35	5-11	.455	4-8	.500	4-6	.667	0	2	2	1.8	0	0	1	2	0	3	18	12.9
at Ole Miss	2/1/14																				
Auburn	2/5/14																				
at Tennessee	2/8/14																				
Vanderbilt	2/12/14																				
Alabama	2/15/14																				
at Arkansas	2/19/14																				
Georgia	2/22/14																				
at Auburn	2/26/14																				
Kentucky	3/1/14																				
Florida	3/4/14																				
at Miss. State	3/8/14																				

## CAREER STATISTICS

Season	GP-GS	Min	Avg	FG	FGA	Pct	3FG	3FGA	Pct	FT	FTA	Pct	Off	Def	Tot	Avg	PF	FO	Ast	TO	Blk	Stl	Pts	Avg
2011-12	23-0	323	14.0	46	117	.393	26	66	.394	23	28	.821	4	15	19	0.8	27	1	13	19	2	15	141	6.1
2012-13	31-7	652	21.0	105	238	.441	50	126	.397	80	95	.842	9	47	56	1.8	44	1	42	37	4	22	340	11.0
2013-14	20-11	522	26.1	74	183	.404	46	114	.404	63	66	.955	3	32	35	1.8	26	0	27	25	0	22	257	12.9
<b>Totals</b>	<b>74-18</b>	<b>1497</b>	<b>20.2</b>	<b>225</b>	<b>538</b>	<b>.418</b>	<b>122</b>	<b>306</b>	<b>.399</b>	<b>166</b>	<b>189</b>	<b>.878</b>	<b>16</b>	<b>94</b>	<b>110</b>	<b>1.5</b>	<b>97</b>	<b>2</b>	<b>82</b>	<b>81</b>	<b>6</b>	<b>59</b>	<b>720</b>	<b>10.0</b>

## CAREER SEC STATISTICS

Season	GP-GS	Min	Avg	FG	FGA	Pct	3FG	3FGA	Pct	FT	FTA	Pct	Off	Def	Tot	Avg	PF	FO	Ast	TO	Blk	Stl	Pts	Avg
2012	15-0	230	15.3	32	83	.386	20	50	.400	11	14	.786	4	12	16	1.1	20	1	7	10	2	7	95	6.3
2013	17-1	305	17.9	50	127	.394	25	66	.379	39	44	.886	5	24	29	1.7	22	1	20	15	0	10	164	9.6
2014	7-7	235	33.6	29	81	.358	21	54	.389	33	36	.917	0	12	12	1.7	11	0	7	15	0	14	112	16.0
<b>Totals</b>	<b>39-8</b>	<b>770</b>	<b>19.7</b>	<b>111</b>	<b>291</b>	<b>.381</b>	<b>66</b>	<b>170</b>	<b>.388</b>	<b>83</b>	<b>94</b>	<b>.882</b>	<b>9</b>	<b>48</b>	<b>57</b>	<b>1.5</b>	<b>483</b>	<b>2</b>	<b>34</b>	<b>52</b>	<b>2</b>	<b>30</b>	<b>371</b>	<b>9.5</b>

## WILLIAMS' CAREER HIGHS

### POINTS

38, vs. Miss. State (March 6, 2013)

### FIELD GOALS

10, vs. Miss. State (March 6, 2013)

### FIELD GOAL ATTEMPTS

17, twice, last vs. Akron (Dec. 28, 2013)

### 3-POINT FIELD GOALS

7, at Missouri (Jan. 25, 2014)

### 3-POINT FIELD GOAL ATTEMPTS

14, at Missouri (Jan. 25, 2014)

### FREE THROWS

12, vs. Miss. State (March 6, 2013)

### FREE THROW ATTEMPTS

12, vs. Miss. State (March 6, 2013)

### REBOUNDS

5, twice, last vs. Vandy (March 9, 2013)

### ASSISTS

4, twice, last vs. Miss. State (March 13, 2013)

### BLOCKS

1, 5 times, last vs. App State (Dec. 19, 2012)

### STEALS

5, vs. Western Carolina (Nov. 11, 2011)

### MINUTES PLAYED

38, vs. Rider (Nov. 19, 2012)

## WILLIAMS' SEASON HIGHS

### POINTS

32, at Missouri (Jan. 25, 2014)

### FIELD GOALS

8, twice at Missouri (Jan. 25, 2014)

### FIELD GOAL ATTEMPTS

17, vs. Akron (Dec. 28, 2013)

### 3-POINT FIELD GOALS

7, at Missouri (Jan. 25, 2014)

### 3-POINT FIELD GOAL ATTEMPTS

14, at Missouri (Jan. 25, 2014)

### FREE THROWS

9, twice, last at Missouri (Jan. 25, 2014)

### FREE THROW ATTEMPTS

9, twice, last at Missouri (Jan. 25, 2014)

### REBOUNDS

4, twice, last vs. Akron (Dec. 25, 2013)

### ASSISTS

3, 3x, last vs. SC State (Jan. 3, 2014)

### BLOCKS

-

### STEALS

3, 3x, last vs. Texas A&M (Jan. 29, 2014)

### MINUTES PLAYED

36, twice, last at Missouri (Jan. 25, 2014)

## SEASON NOTES

Scored 14 points off the bench in season opener vs. Longwood (Nov. 9) ... Just one rebound shy of matching career high vs. the Lancers ... Posted 12 points, including a perfect 4-of-4 effort from the free throw line at Baylor (Nov. 12) ... Hit 4-of-8 attempts, including two 3s, and all six attempts from the free throw line for 16 points, while adding two assists and two steals vs. FIU (Nov. 24) ... Was solid at Diamond Head Classic, scoring eight points vs. Saint Mary's (Dec. 22), followed by a team high 14 vs. Boise State (Dec. 23) and 12 vs. Akron (Dec. 25) ... Posted two 3s in each game at the Classic, and pulled down four rebounds vs. the Zips in third-place game ... Scored a season high, his third-career 20-point game with 24 points in win vs. Akron (Dec. 28) in second meeting between two schools ... Matched career high with six made 3s in the contest, and tied John Roche's school record for consecutive free throws at 41 ... Foul trouble midway through the first half vs. Marshall (Dec. 30), but finished the game with a team high 18 points, including setting SC record for consecutive free throws made with 42 ... Scored a team-high 19 points on 6-7 shooting from the field vs. SC State (Jan. 3) including 2-3 from 3, while extending SC consecutive free throw record to 47 after going 5-5 from the line ... Scored 11 points to go along with two assists and two steals vs. LSU (Jan. 11) ... Also saw his school record consecutive made free throws streak end at 50 after going 3-of-4 from the line ... Went 6-of-6 at Texas A&M (Jan. 15) as he scored a team-high 14 points grabbed three rebounds in a season high 36 minutes ... Posted a season high 9-for-9 from the foul line vs. Ole Miss (Jan. 18) ... Posted 18 points, including a 4-for-7 effort from 3-point range at Georgia (Jan. 22) ... Poured in the second-most points in his career with 32 with a career-high 7-for-14 effort from beyond the arc at Missouri (Jan. 25) ... Also was a season-high 9-of-9 from the free throw line ... Scored 18 points with a 4-of-8 effort from 3 and swiped three steals vs. Texas A&M (Jan. 29) ...



## #4 - TYRONE JOHNSON

JUNIOR | GUARD | 6'3" | 194 | 1VL

PLAINFIELD, N.J./MONTROSE CHRISTIAN

SCHOOL/VILLANOVA

### 2013-14

Opponent	Date	GS	Min	FG-FGA	Pct	3FG-FGA	Pct	FT-FTA	Pct	Off	Def	Tot	Avg	PF	FO	A	TO	Blk	Stl	Pts	Avg
Longwood	11/9/13	*	24	6-9	.667	0-1	.000	6-7	.857	0	2	2	2.0	2	0	2	4	1	1	18	18.0
at Baylor	11/12/13	*	33	1-7	.142	0-0	.000	6-9	.667	0	4	4	3.0	2	0	8	2	0	2	8	13.0
at Clemson	11/17/13	*	32	2-11	.181	0-2	.000	1-2	.500	1	2	3	3.0	2	0	2	2	0	1	5	10.3
Fla. International	11/24/13	*	37	5-10	.500	1-2	.500	7-8	.875	0	0	0	2.3	1	0	7	1	0	1	18	12.3
at Oklahoma St.	12/6/13	*	29	4-9	.444	1-2	.500	3-4	.750	1	2	3	2.4	1	0	3	2	0	0	12	12.2
Manhattan	12/17/13	*	27	3-8	.375	0-0	.000	6-11	.545	1	1	2	2.3	2	0	3	3	0	0	12	12.2
USC Upstate	12/19/13	*	27	2-6	.333	0-1	.000	7-8	.875	1	2	4	2.6	1	0	3	2	0	1	11	12.0
vs. Saint Mary's	12/22/13	*	36	6-9	.667	1-1	1.000	3-4	.750	0	3	3	2.6	3	0	3	4	0	0	16	12.5
vs. Boise State	12/23/13	*	21	2-7	.285	0-3	.000	1-2	.500	0	1	1	2.4	0	0	3	0	0	0	5	11.7
vs. Akron	12/25/13		22	2-8	.250	0-0	.000	6-6	1.000	1	4	5	2.7	3	0	5	2	0	0	10	11.5
Akron	12/28/13		20	1-4	.250	0-0	.000	0-0	.000	0	2	2	2.6	0	0	5	0	0	2	2	10.6
Marshall	12/30/13		30	6-10	.600	2-2	1.000	4-6	.667	0	3	3	2.7	1	0	3	1	0	0	18	11.3
SC State	1/3/14		24	5-9	.556	2-2	1.000	5-7	.714	0	1	1	2.5	2	0	1	0	0	0	17	11.7
at Florida	1/8/14		27	3-10	.300	0-0	.000	6-7	.857	3	3	6	2.8	1	0	2	3	0	0	12	11.7
LSU	1/11/14		26	4-13	.308	1-1	1.000	6-8	.750	1	4	5	2.9	3	0	3	3	0	1	15	11.9
at Texas A&M	1/15/14		13	0-3	.000	0-2	.000	0-0	.000	1	2	3	2.9	1	0	2	1	0	0	0	11.2
Ole Miss	1/18/14	-	-	-	-	-	-	-	-	-	-	-	-	-	-	-	-	-	-	-	-
at Georgia	1/22/14	-	-	-	-	-	-	-	-	-	-	-	-	-	-	-	-	-	-	-	-
at Missouri	1/25/14	-	-	-	-	-	-	-	-	-	-	-	-	-	-	-	-	-	-	-	-
Texas A&M	1/29/14	-	-	-	-	-	-	-	-	-	-	-	-	-	-	-	-	-	-	-	-
at Ole Miss	2/1/14	-	-	-	-	-	-	-	-	-	-	-	-	-	-	-	-	-	-	-	-
Auburn	2/5/14	-	-	-	-	-	-	-	-	-	-	-	-	-	-	-	-	-	-	-	-
at Tennessee	2/8/14	-	-	-	-	-	-	-	-	-	-	-	-	-	-	-	-	-	-	-	-
Vanderbilt	2/12/14	-	-	-	-	-	-	-	-	-	-	-	-	-	-	-	-	-	-	-	-
Alabama	2/15/14	-	-	-	-	-	-	-	-	-	-	-	-	-	-	-	-	-	-	-	-
at Arkansas	2/19/14	-	-	-	-	-	-	-	-	-	-	-	-	-	-	-	-	-	-	-	-
Georgia	2/22/14	-	-	-	-	-	-	-	-	-	-	-	-	-	-	-	-	-	-	-	-
at Auburn	2/26/14	-	-	-	-	-	-	-	-	-	-	-	-	-	-	-	-	-	-	-	-
Kentucky	3/1/14	-	-	-	-	-	-	-	-	-	-	-	-	-	-	-	-	-	-	-	-
Florida	3/4/14	-	-	-	-	-	-	-	-	-	-	-	-	-	-	-	-	-	-	-	-
at Miss. State	3/8/14	-	-	-	-	-	-	-	-	-	-	-	-	-	-	-	-	-	-	-	-

## CAREER STATISTICS

Season	GP-GS	Min	Avg	FG	FGA	Pct	3FG	3FGA	Pct	FT	FTA	Pct	Off	Def	Tot	Avg	PF	FO	Ast	TO	Blk	Stl	Pts	Avg
2011-12*	32-9	567	17.7	33	106	.311	6	26	.230	35	40	.875	2	31	33	1.0	47	2	65	58	2	19	107	3.3
2012-13	DNP - Transfer																							
2013-14	16-9	430	26.9	52	142	.366	8	19	.421	67	89	.753	10	37	47	2.9	25	0	55	30	1	10	179	11.2
Totals	48-18	997	20.8	85	239	.356	14	45	.311	102	129	.791	12	68	80	1.7	72	2	120	88	3	29	286	6.0

\* indicates at Villanova

## CAREER SEC STATISTICS

Season	GP-GS	Min	Avg	FG	FGA	Pct	3FG	3FGA	Pct	FT	FTA	Pct	Off	Def	Tot	Avg	PF	FO	Ast	TO	Blk	Stl	Pts	Avg
2014	3-0	68	22.7	7	26	.333	1	3	.333	12	15	.800	5	9	14	4.7	5	0	7	7	0	1	27	9.0

## JOHNSON'S CAREER HIGHS

### POINTS

18, 3x, last vs. Marshall (Dec. 30, 2013)

### FIELD GOALS

6, 3x, last vs. Marshall (Dec. 30, 2013)

### FIELD GOAL ATTEMPTS

13, twice, last vs. LSU (Jan. 11, 2014)

### 3-POINT FIELD GOALS

2, 3x, last vs. SC State (Jan. 3, 2014)

### 3-POINT FIELD GOAL ATTEMPTS

3, 3x, last vs. Boise State (Dec. 23, 2013)

### FREE THROWS

7, twice, last vs. USC Upstate (Dec. 19, 2013)

### FREE THROW ATTEMPTS

11, vs. Manhattan (Dec. 17, 2013)

### REBOUNDS

6, at Florida (Jan. 8, 2014)

### ASSISTS

8, at Baylor (Nov. 12, 2013)

### BLOCKS

1, 3x, vs. Longwood (Nov. 9, 2013)

### STEALS

4, vs. USF (Feb. 15, 2012)

### MINUTES PLAYED

41, vs. UCONN (Feb. 20, 2012)

## JOHNSON'S SEASON HIGHS

### POINTS

18, 3x, last vs. Marshall (Dec. 30, 2013)

### FIELD GOALS

6, 3x, last vs. Marshall (Dec. 30, 2013)

### FIELD GOAL ATTEMPTS

13, vs. LSU (Jan. 11, 2014)

### 3-POINT FIELD GOALS

2, twice, last vs. SC State (Jan. 3, 2014)

### 3-POINT FIELD GOAL ATTEMPTS

3, vs. Boise State (Dec. 23, 2013)

### FREE THROWS

7, twice, last vs. USC Upstate (Dec. 19, 2013)

### FREE THROW ATTEMPTS

11, vs. Manhattan (Dec. 17, 2013)

### REBOUNDS

6, at Florida (Jan. 8, 2014)

### ASSISTS

8, at Baylor (Nov. 12, 2013)

### BLOCKS

1, vs. Longwood (Nov. 9, 2013)

### STEALS

2, twice, last vs. Akron (Dec. 28, 2013)

### MINUTES PLAYED

37, vs. FIU (Nov. 24, 2013)

## SEASON NOTES

Semester transfer from Villanova ... Received waiver from NCAA on Nov. 8 to play effective immediately ... Scored a game high 18 points on 6-of-9 shooting and a 6-of-7 effort from the free throw line in season opener vs. Longwood (Nov. 9), which was first regular season competition since the 2011-12 campaign at Villanova ... Struggled from the floor, hitting just 1-of-7 attempts, but dished a career high eight assists at Baylor (Nov. 12) ... Matched career high with 18 points, hitting 7-of-8 from the free throw line, and nearly matching career high with seven assists in win vs. FIU (Nov. 24) ... Posted 12 points and three assists at No. 9/11 Oklahoma State (Dec. 6) ... Posted 12 points, and dished three assists vs. Manhattan (Dec. 17) ... Scored 11 points and dished three assists, matching season high with four rebounds vs. USC Upstate (Dec. 19) ... Solid at Diamond Head Classic, scoring in double figures in two of three games, including a team high 16 points in win vs. Saint Mary's (Dec. 22) ... Also scored 10 points, hitting 6-of-6 from the free throw line, in win vs. Akron (Dec. 25) ... Matched season high with two steals vs. Akron (Dec. 28) ... Matched career high for the third time this season with 18 points off the bench in win vs. Marshall (Dec. 30) ... Was one point shy of his career high vs. SC State (Jan. 3), scoring 17 points, hitting 5-of-9 attempts while coming off the bench ... Hit 3-of-10 attempts from the field at Florida (Jan. 8), but went 6-of-7 from the line for a team-high 12 points, while grabbing a season-high 6 rebounds ... Posted 15 points, hitting 6-8 from the foul line, as he pulled down five rebounds and had three assists vs. LSU (Jan. 11) ... Pulled down three rebounds and dished two assists in 13 minutes at Texas A&M (Jan. 15) before leaving with a right foot injury ...

Diagnosed with right foot fracture on Jan. 16 that would require surgery and is out indefinitely ...



## #24 - MICHAEL CARRERA

SOPHOMORE | FORWARD | 6'5" | 214 | 1VL  
ANZOÁTEGUI, VENEZUELA/MONTROSE CHRISTIAN

### CARRERA'S CAREER HIGHS

#### POINTS

23, vs. LSU (Jan. 16, 2013)

#### FIELD GOALS

7, vs. LSU (Jan. 16, 2013)

#### FIELD GOAL ATTEMPTS

13, twice, last vs. Texas A&M (March 2, 2013)

#### 3-POINT FIELD GOALS

2, 3x, last vs. Longwood (Nov. 9, 2013)

#### 3-POINT FIELD GOAL ATTEMPTS

5, vs. Longwood (Nov. 9, 2013)

#### FREE THROWS

9, vs. LSU (Jan. 16, 2013)

#### FREE THROW ATTEMPTS

10, vs. LSU (Jan. 16, 2013)

#### REBOUNDS

15, vs. Milwaukee (Nov. 1, 2012)

#### ASSISTS

5, vs. Auburn (Jan. 12, 2013)

#### BLOCKS

4, vs. Marshall (Dec. 30, 2013)

#### STEALS

4, at Texas A&M (Jan. 15, 2014)

#### MINUTES PLAYED

36, vs. LSU (Jan. 16, 2013)

### CARRERA'S SEASON HIGHS

#### POINTS

16, at Missouri (Jan. 25, 2014)

#### FIELD GOALS

5, 3x, last at Missouri (Jan. 25, 2014)

#### FIELD GOAL ATTEMPTS

10, at Missouri (Jan. 25, 2014)

#### 3-POINT FIELD GOALS

2, vs. Longwood (Nov. 9, 2013)

#### 3-POINT FIELD GOAL ATTEMPTS

5, vs. Longwood (Nov. 9, 2013)

#### FREE THROWS

6, at Baylor (Nov. 12, 2013)

#### FREE THROW ATTEMPTS

8, at Missouri (Jan. 25, 2014)

#### REBOUNDS

11, at Missouri (Jan. 25, 2014)

#### ASSISTS

2, twice, last vs. Akron (Dec. 28, 2013)

#### BLOCKS

4, vs. Marshall (Dec. 30, 2013)

#### STEALS

4, at Texas A&M (Jan. 15, 2014)

#### MINUTES PLAYED

33, at Missouri (Jan. 25, 2014)

### 2013-14

Opponent	Date	GS	Min	FG-FGA	Pct	3FG-FGA	Pct	FT-FTA	Pct	Off	Def	Tot	Avg	PF	FO	A	TO	Blk	Stl	Pts	Avg
Longwood	11/9/13	25	4-7	.571	2-5	.400	2-4	.500	2	7	9	9.0	3	0	1	0	2	12	12.0		
at Baylor	11/12/13	* 23	1-5	.200	0-1	.000	6-6	1.000	4	3	7	8.0	4	0	2	0	1	0	8	10.0	
at Clemson	11/17/13	21	4-9	.444	0-2	.000	1-3	.333	1	1	2	6.0	1	0	0	1	0	2	9	9.7	
Fla. International	11/24/13	* 22	1-6	.167	1-4	.250	0-1	.000	1	4	5	5.8	0	0	0	2	2	1	3	8.0	
at Oklahoma St.	12/6/13	* 17	0-4	.000	0-0	.000	1-2	.500	3	4	7	6.0	2	0	0	6	1	1	1	6.6	
Manhattan	12/17/13	14	3-8	.375	0-0	.000	4-4	1.000	3	1	4	5.7	4	0	1	0	0	1	10	7.2	
USC Upstate	12/19/13	-	-	-	-	-	-	-	-	-	-	-	-	-	-	-	-	-	-	-	
- DNP - Coaches Decision, suspended -																					
vs. Saint Mary's	12/22/13	9	1-1	1.000	0-0	.000	1-2	.500	0	0	0	4.9	2	0	0	1	1	0	3	6.6	
vs. Boise State	12/23/13	7	2-3	.667	0-0	.000	4-5	.800	1	0	1	4.4	1	0	0	0	0	0	8	6.8	
vs. Akron	12/25/13	19	5-8	.625	0-1	.000	0-0	.000	2	3	5	4.4	2	0	0	1	0	0	10	7.1	
Akron	12/28/13	18	5-9	.625	0-1	.000	3-4	.750	3	4	7	4.7	2	0	2	1	0	0	13	7.7	
Marshall	12/30/13	22	3-4	.750	0-0	.000	2-2	1.000	2	3	5	4.7	3	0	1	3	4	1	8	7.7	
SC State	1/3/14	16	0-2	.000	0-0	.000	1-2	.500	0	0	0	4.3	3	0	0	1	2	0	1	7.2	
at Florida	1/8/14	16	1-3	.333	0-0	.000	1-2	.500	2	2	4	5.7	0	0	1	1	0	0	3	6.8	
LSU	1/11/14	20	2-3	.667	0-0	.000	1-3	.333	0	2	2	4.1	3	0	0	2	2	2	5	6.7	
at Texas A&M	1/15/14	11	3-4	.750	1-1	1.000	0-0	.000	1	2	3	4.1	3	0	0	1	0	4	7	6.7	
Ole Miss	1/18/14	22	2-8	.250	0-1	.000	4-6	.667	4	2	6	4.2	4	0	1	2	0	3	8	6.8	
at Georgia	1/22/14	* 19	0-3	.000	0-0	.000	0-0	.000	1	5	6	4.3	4	0	0	1	0	0	0	6.8	
at Missouri	1/25/14	* 33	5-10	.500	1-2	.500	5-8	.625	4	7	11	4.7	3	0	0	0	1	0	16	8.7	
Texas A&M	1/29/14	* 18	2-6	.333	0-0	.000	5-6	.833	3	4	7	4.8	2	0	0	1	2	0	9	7.1	
at Ole Miss	2/1/14																				
Auburn	2/5/14																				
at Tennessee	2/8/14																				
Vanderbilt	2/12/14																				
Alabama	2/15/14																				
at Arkansas	2/19/14																				
Georgia	2/22/14																				
at Auburn	2/26/14																				
Kentucky	3/1/14																				
Florida	3/4/14																				
at Miss. State	3/8/14																				

### SEASON NOTES

Scored 14 points and collected five rebounds in exhibition vs. USC Aiken (Nov. 3) ... Scored 12 points and just one rebound shy of a double-double with nine boards in season opener vs. Longwood (Nov. 9) ... Matched career high with two made 3s vs. the Lancers, also a team high two blocks and two steals ... Scored nine points off the bench at Clemson (Nov. 17), collected just two rebounds ... Blocked a team high two shots vs. FIU (Nov. 24) ... Struggled at No. 9/11 Oklahoma State (Dec. 6), posting four turnovers, with one point and a team high seven rebounds ... Scored 10 points vs. Manhattan (Dec. 17) ... Was suspended for the USC Upstate contest due to his involvement in a post-game altercation following the Dec. 17 Manhattan contest ... Returned from suspension vs. Saint Mary's (Dec. 22) ... Scored eight points in seven minutes vs. Boise State (Dec. 23) ... Posted 10 points and five rebounds in win vs. Akron at the Diamond Head Classic (Dec. 25) ... Posted a season high 13 points in win vs. Akron (Dec. 28) ... Led team with seven rebounds in home contest vs. the Zips ... Scored eight points and collected five rebounds, with a career high four blocks vs. Marshall (Dec. 30) ... Posted a team high two blocked shots vs. SC State (Jan. 3) ... Pulled down four rebounds to go with three points at No. 10/11 Florida (Jan. 8) ... Recorded two blocks and two steals vs. LSU (Jan. 11) to go with five points ... Recorded a career high in steals with four while scoring seven points on 3-of-4 from the field and grabbing three rebounds ... Scored eight points, grabbed six rebounds and swiped three steals vs. Ole Miss (Jan. 18) ... Recorded a team high six rebounds at Georgia (Jan. 22) ... Posted sixth career double-double with season highs in points (16) and rebounds (11) in 33 minutes at Missouri (Jan. 25) ... Posted nine points and seven rebounds, and added two blocks versus Texas A&M (Jan. 29) ... vs.

### CAREER STATISTICS

Season	GP-GS	Min	Avg	FG	FGA	Pct	3FG	3FGA	Pct	FT	FTA	Pct	Off	Def	Tot	Avg	PF	FO	Ast	TO	Blk	Stl	Pts	Avg
2012-13	27-22	572	21.2	89	201	.443	7	20	.350	83	112	.741	80	115	195	7.2	85	5	17	51	17	9	268	9.9
2013-14	19-6	352	18.5	44	103	.427	5	18	.278	41	60	.683	37	54	91	4.8	46	0	9	24	18	17	134	7.1
Totals	46-28	924	20.1	133	304	.438	12	38	.316	124	172	.721	117	169	286	6.2	131	5	26	75	35	26	402	8.7

### CAREER SEC STATISTICS

Season	GP-GS	Min	Avg	FG	FGA	Pct	3FG	3FGA	Pct	FT	FTA	Pct	Off	Def	Tot	Avg	PF	FO	Ast	TO	Blk	Stl	Pts	Avg
2013	18-15	394	21.9	59	139	.424	5	15	.333	53	74	.716	54	77	131	7.3	57	4	11	32	8	8	176	9.8
2014	7-3	139	19.9	15	37	.405	2	4	.500	16	25	.640	15	24	39	5.6	19	0	2	8	5	9	48	6.9
Totals	25-18	533	21.3	74	176	.420	7	19	.368	69	99	.697	69	101	170	6.8	76	4	13	40	13	17	224	9.0





## #14 - LAIMONAS CHATKEVICIUS

SO. | FORWARD | 6'11" | 250 | 1VL  
KLAIPEDA, LITHUANIA/SOUTH KENT SCHOOL  
(CONN.)

### 2013-14

Opponent	Date	GS	Min	FG-FGA	Pct	3FG-3FGA	Pct	FT-FTA	Pct	Off	Def	Tot	Avg	PF	FO	A	TO	Blk	Stl	Pts	Avg
Longwood	11/9/13	8	1-1	1.000	0-0	.000	0-0	.000	1	3	4	4.0	0	0	0	1	0	2	2.0		
at Baylor	11/12/13	14	1-3	.333	0-0	.000	0-0	.000	0	2	2	3.0	2	0	0	1	1	1	2	2.0	
at Clemson	11/17/13	10	2-3	.667	0-0	.000	0-0	.000	2	0	2	2.7	3	0	0	1	1	0	4	2.7	
Fla. International	11/24/13	-	-	-	-	-	-	-	-	-	-	-	-	-	-	-	-	-	-	-	
at Oklahoma St.	12/6/13	6	0-0	.000	0-0	.000	0-0	.000	0	1	1	2.3	0	0	1	0	0	0	0	2.0	
Manhattan	12/17/13	16	3-6	.500	0-0	.000	1-2	.500	1	3	4	2.6	2	0	0	0	0	0	7	3.0	
USC Upstate	12/19/13	12	3-6	.500	0-0	.000	0-0	.000	2	4	6	3.2	4	0	0	0	0	1	6	3.5	
vs. Saint Mary's	12/22/13	21	5-6	.833	0-0	.000	2-4	.500	2	5	7	3.7	4	0	0	2	1	1	12	4.7	
vs. Boise State	12/23/13	13	1-2	.500	0-0	.000	0-0	.000	1	5	6	4.0	2	0	1	2	2	0	2	4.4	
vs. Akron	12/25/13	10	1-3	.333	0-0	.000	0-0	.000	2	2	4	4.0	1	0	1	0	0	0	2	4.1	
Akron	12/28/13	3	0-0	.000	0-0	.000	0-0	.000	1	0	1	3.7	1	0	0	0	0	0	0	3.7	
Marshall	12/30/13	8	1-3	.333	0-0	.000	0-0	.000	1	1	2	3.5	1	0	0	0	0	0	2	3.5	
SC State	1/3/14	4	3-3	1.000	0-0	.000	0-0	.000	1	1	2	3.4	1	0	0	0	0	0	6	3.8	
at Florida	1/8/14	2	0-0	.000	0-0	.000	0-0	.000	0	0	0	3.2	0	0	0	1	0	0	0	3.5	
LSU	1/11/14	10	1-1	1.000	0-0	.000	0-0	.000	0	3	3	3.1	1	0	0	1	0	1	2	3.4	
at Texas A&M	1/15/14	10	4-6	.667	0-1	.000	0-0	.000	2	2	4	3.2	4	0	0	2	1	0	8	3.7	
Ole Miss	1/18/14	21	6-7	.857	0-0	.000	0-0	.000	2	1	3	3.2	4	0	0	4	2	1	12	4.2	
at Georgia	1/22/14	15	1-3	.000	0-0	.000	0-2	.000	0	6	6	3.4	5	1	0	0	2	2	2	4.1	
at Missouri	1/25/14	16	2-3	.667	0-0	.000	0-0	.000	2	4	6	3.5	3	0	2	0	0	0	4	4.2	
Texas A&M	1/29/14	20	5-6	.833	0-0	.000	2-2	1.000	1	2	3	3.5	3	0	0	3	0	0	12	4.5	
at Ole Miss	2/1/14																				
Auburn	2/5/14																				
at Tennessee	2/8/14																				
Vanderbilt	2/12/14																				
Alabama	2/15/14																				
at Arkansas	2/19/14																				
Georgia	2/22/14																				
at Auburn	2/26/14																				
Kentucky	3/1/14																				
Florida	3/4/14																				
at Miss. State	3/8/14																				

### CAREER STATISTICS

Season	GP-GS	Min	Avg	FG	FGA	Pct	3FG	3FGA	Pct	FT	FTA	Pct	Off	Def	Tot	Avg	PF	FO	Ast	TO	Blk	Stl	Pts	Avg
2012-13	23-10	304	13.2	38	85	.447	3	10	.300	22	36	.611	28	46	74	3.2	42	1	12	32	13	3	101	4.4
2013-14	19-1	219	11.5	40	62	.645	0	1	.000	5	10	.500	21	45	66	3.5	41	1	5	17	11	7	85	4.5
Totals	42-11	523	12.5	78	147	.531	3	11	.273	27	46	.587	49	91	140	3.3	83	2	17	49	24	10	186	4.4

### CAREER SEC STATISTICS

Season	GP-GS	Min	Avg	FG	FGA	Pct	3FG	3FGA	Pct	FT	FTA	Pct	Off	Def	Tot	Avg	PF	FO	Ast	TO	Blk	Stl	Pts	Avg
2013	15-10	213	14.2	23	59	.390	2	7	.286	19	28	.679	17	35	52	3.5	30	1	5	22	11	2	67	4.5
2014	7-1	94	13.4	19	26	.731	0	1	.000	2	4	.500	7	18	25	3.6	20	1	2	11	5	4	40	5.7
Totals	22-11	307	14.0	42	87	.483	2	8	.200	21	32	.656	24	53	77	3.5	50	2	7	33	16	6	107	4.9

### CHATKEVICIUS' CAREER HIGHS

#### POINTS

12, twice, last vs. Ole Miss (Jan. 18, 2014)

#### FIELD GOALS

6, vs. Ole Miss (Jan. 18, 2014)

#### FIELD GOAL ATTEMPTS

9, vs. Miss. State (March 13, 2013)

#### 3-POINT FIELD GOALS

1, 3x, last vs. Vandy (March 9, 2013)

#### 3-POINT FIELD GOAL ATTEMPTS

2, twice, last vs. Miss. State (March 13, 2013)

#### FREE THROWS

4, vs. Missouri (Jan. 22, 2013)

#### FREE THROW ATTEMPTS

7, vs. Alabama (Feb. 16, 2013)

#### REBOUNDS

10, vs. Georgia (Feb. 23, 2013)

#### ASSISTS

4, vs. Jacksonville (Dec. 7, 2012)

#### BLOCKS

3, vs. Georgia (Feb. 23, 2013)

#### STEALS

2, at Georgia (Jan. 22, 2014)

#### MINUTES PLAYED

34, vs. Georgia (Feb. 23, 2013)

### CHATKEVICIUS' SEASON HIGHS

#### POINTS

12, 3x, vs. Texas A&M (Jan. 29, 2014)

#### FIELD GOALS

6, vs. Ole Miss (Jan. 18, 2014)

#### FIELD GOAL ATTEMPTS

7, vs. Ole Miss (Jan. 18, 2014)

#### 3-POINT FIELD GOALS

-

#### 3-POINT FIELD GOAL ATTEMPTS

1, at Texas A&M, (Jan. 15, 2014)

#### FREE THROWS

2, twice, vs. Texas A&M (Jan. 29, 2014)

#### FREE THROW ATTEMPTS

4, vs. Saint Mary's (Dec. 22, 2013)

#### REBOUNDS

7, vs. Saint Mary's (Dec. 22, 2013)

#### ASSISTS

2, at Missouri (Jan. 25, 2014)

#### BLOCKS

2, 3x, last at Georgia (Jan. 22, 2014)

#### STEALS

2, at Georgia (Jan. 22, 2014)

#### MINUTES PLAYED

21, twice, last vs. Ole Miss (Jan. 18, 2014)

### SEASON NOTES

Posted a double-double with 10 points and 11 rebounds in exhibition contest vs. USC Aiken (Nov. 3) ... Scored his only attempt and blocked one shot in season opener vs. Longwood (Nov. 9) ... Scored two points and pulled down two rebounds, with one block and a steal at Baylor (Nov. 12) ... Scored four points, hitting 2-of-3 attempts at Clemson (Nov. 17) ... Scored a season high seven points, collecting four rebounds, vs. Manhattan (Dec. 17) ... Scored six points and pulled down six rebounds in just 12 minutes vs. USC Upstate (Dec. 19) ... Played very well at Diamond Head Classic, posting a career high 12 points and season high seven rebounds in win vs. Saint Mary's (Dec. 22) to open tournament play ... Scored two points and collected a team high six rebounds vs. Boise State (Dec. 23) and contributed two points and four rebounds vs. Akron (Dec. 25) ... Collected six points in four minutes going 3-of-3 from the field vs. SC State (Jan. 3) ... Pulled down three rebounds and recorded a steal vs. LSU (Jan. 11) ... Went 4-of-6 from the field for eight points to go with four rebounds at Texas A&M (Jan. 15) ... Made a career high six field goals (6-for-7) vs. Ole Miss (Jan. 18) as he tied his career high in points with 12 ... Recorded a career high two steals at Georgia (Jan. 22) and grabbed a team high six rebounds ... Grabbed six rebounds a recorded a season-best two assists at Missouri (Jan. 25) ... Tied his career high with 12 points on 5-of-6 shooting against Texas A&M (Jan. 29) ...



## #12 - AUSTIN CONSTABLE

SOPHOMORE | GUARD | 5'11" | 180 | 1VL

WEST CHESTER, PA. / HENDERSON

### CONSTABLE'S CAREER HIGHS

#### POINTS

-

#### FIELD GOALS

-

#### FIELD GOAL ATTEMPTS

2, twice, last vs. Marshall (Dec. 30, 2013)

#### 3-POINT FIELD GOALS

-

#### 3-POINT FIELD GOAL ATTEMPTS

1, twice, last vs. Marshall (Dec. 30, 2013)

#### FREE THROWS

-

#### FREE THROW ATTEMPTS

-

#### REBOUNDS

-

#### ASSISTS

-

#### BLOCKS

-

#### STEALS

-

#### MINUTES PLAYED

2, 4x, last vs. Texas A&M (Jan. 29, 2014)

### CONSTABLE'S SEASON HIGHS

#### POINTS

-

#### FIELD GOALS

-

#### FIELD GOAL ATTEMPTS

2, vs. Marshall (Dec. 30, 2013)

#### 3-POINT FIELD GOALS

-

#### 3-POINT FIELD GOAL ATTEMPTS

1, vs. Marshall (Dec. 30, 2013)

#### FREE THROWS

-

#### FREE THROW ATTEMPTS

-

#### REBOUNDS

-

#### ASSISTS

-

#### BLOCKS

-

#### STEALS

1, vs. Marshall (Dec. 30, 2013)

#### MINUTES PLAYED

2, 3x, last vs. Texas A&M (Jan. 29, 2014)

### 2013-14

Opponent	Date	GS	Min	FG-FGA	Pct	3FG-FGA	Pct	FT-FTA	Pct	Off	Def	Tot	Avg	PF	FO	A	TO	Blk	Stl	Pts	Avg
Longwood	11/9/13	-	-	-	-	-	-	-	-	-	-	-	-	-	-	-	-	-	-	-	-
at Baylor	11/12/13	-	-	-	-	-	-	-	-	-	-	-	-	-	-	-	-	-	-	-	-
at Clemson	11/17/13	-	-	-	-	-	-	-	-	-	-	-	-	-	-	-	-	-	-	-	-
Fla. International	11/24/13	-	-	-	-	-	-	-	-	-	-	-	-	-	-	-	-	-	-	-	-
at Oklahoma St.	12/6/13	-	-	-	-	-	-	-	-	-	-	-	-	-	-	-	-	-	-	-	-
Manhattan	12/17/13	-	-	-	-	-	-	-	-	-	-	-	-	-	-	-	-	-	-	-	-
USC Upstate	12/19/13	-	-	-	-	-	-	-	-	-	-	-	-	-	-	-	-	-	-	-	-
vs. Saint Mary's	12/22/13	-	-	-	-	-	-	-	-	-	-	-	-	-	-	-	-	-	-	-	-
vs. Boise State	12/23/13	-	-	-	-	-	-	-	-	-	-	-	-	-	-	-	-	-	-	-	-
vs. Akron	12/25/13	-	-	-	-	-	-	-	-	-	-	-	-	-	-	-	-	-	-	-	-
Akron	12/28/13	2	0-0	.000	0-0	.000	0-0	.000	0 0	0	0	0	0.0	0	0	0	0	0	0	0	0.0
Marshall	12/30/13	2	0-2	.000	0-1	.000	0-0	.000	0 0	0	0	0	0.0	0	0	0	0	1	0	0	0.0
SC State	1/3/14	-	-	-	-	-	-	-	-	-	-	-	-	-	-	-	-	-	-	-	-
at Florida	1/8/14	-	-	-	-	-	-	-	-	-	-	-	-	-	-	-	-	-	-	-	-
LSU	1/11/14	-	-	-	-	-	-	-	-	-	-	-	-	-	-	-	-	-	-	-	-
at Texas A&M	1/15/14	-	-	-	-	-	-	-	-	-	-	-	-	-	-	-	-	-	-	-	-
Ole Miss	1/18/14	-	-	-	-	-	-	-	-	-	-	-	-	-	-	-	-	-	-	-	-
at Georgia	1/22/14	-	-	-	-	-	-	-	-	-	-	-	-	-	-	-	-	-	-	-	-
at Missouri	1/25/14	-	-	-	-	-	-	-	-	-	-	-	-	-	-	-	-	-	-	-	-
Texas A&M	1/29/14	2	0-0	.000	0-0	.000	0-0	.000	0 0	0	0	0	0.0	0	0	0	0	0	0	0	0.0
at Ole Miss	2/1/14																				
Auburn	2/5/14																				
at Tennessee	2/8/14																				
Vanderbilt	2/12/14																				
Alabama	2/15/14																				
at Arkansas	2/19/14																				
Georgia	2/22/14																				
at Auburn	2/26/14																				
Kentucky	3/1/14																				
Florida	3/4/14																				
at Miss. State	3/8/14																				

### SEASON NOTES

Saw two minutes of action in win vs. Akron (Dec. 28) ... Collected a steal vs. Marshall (Dec. 30) ... Saw two minutes in win over Texas A&M (Jan. 29) ...

### CAREER STATISTICS

Season	GP-GS	Min	Avg	FG	FGA	Pct	3FG	3FGA	Pct	FT	FTA	Pct	Off	Def	Tot	Avg	PF	FO	Ast	TO	Blk	Stl	Pts	Avg
2012-13	4-0	6	1.5	0	2	.000	0	1	.000	0	0	.000	1	0	1	0.3	0	0	0	1	0	0	0	0.0
2013-14	3-0	6	2.0	0	2	.000	0	1	.000	0	0	.000	0	0	0	0.0	1	0	0	0	0	1	0	0.0
Totals	7-0	12	1.7	0	4	.000	0	2	.000	0	0	.000	1	0	1	0.1	1	0	0	1	0	1	0	0.0

### CAREER SEC STATISTICS

Season	GP-GS	Min	Avg	FG	FGA	Pct	3FG	3FGA	Pct	FT	FTA	Pct	Off	Def	Tot	Avg	PF	FO	Ast	TO	Blk	Stl	Pts	Avg
2013	1-0	1	1.0	0	0	.000	0	0	.000	0	0	.000	0	0	0	0.0	0	0	0	0	0	0	0	0.0
2014	1-0	2	2.0	0	0	.000	0	0	.000	0	0	.000	0	0	0	0.0	0	0	0	0	0	0	0	0.0
Totals	2-0	3	0.7	0	0	.000	0	0	.000	0	0	.000	0	0	0	0.0	0	0	0	0	0	0	0	0.0



## #25 - MINDAUGAS KACINAS

SOPHOMORE | FORWARD | 6'7" | 210 | 1VL

KLAIPEDA, LITHUANIA/WORD OF LIFE FIRE

TRADITIONAL SCHOOL

### 2013-14

Opponent	Date	GS	Min	FG-FGA	Pct	3FG-FGA	Pct	FT-FTA	Pct	Off	Def	Tot	Avg	PF	FO	A	TO	Blk	Stl	Pts	Avg
Longwood	11/9/13	*	29	4-6	.667	0-0	.000	0-0	.000	5	9	14	14.0	2	0	0	3	2	0	8	8.0
at Baylor	11/12/13	*	18	1-2	.500	0-0	.000	0-0	.000	1	1	2	8.0	5	1	0	1	0	1	2	5.0
at Clemson	11/17/13	*	31	6-11	.545	0-0	.000	1-2	.500	7	5	12	9.3	4	0	0	2	0	1	13	7.7
Fla. International	11/24/13	*	35	3-5	.600	0-0	.000	3-4	.750	4	5	9	9.3	2	0	0	3	0	0	9	8.0
at Oklahoma St.	12/6/13	*	32	1-4	.250	0-0	.000	4-6	.667	3	2	5	7.8	4	0	0	4	0	1	6	7.6
Manhattan	12/17/13	*	24	3-4	.750	0-0	.000	1-4	.250	1	4	5	8.4	5	1	2	1	1	1	7	7.5
USC Upstate	12/19/13	*	36	2-5	.400	0-1	.000	1-2	.500	3	6	9	8.0	2	0	1	2	1	1	5	7.1
vs. Saint Mary's	12/22/13	*	14	2-3	.667	0-0	.000	2-3	.667	1	0	1	7.1	4	0	0	2	0	0	6	7.0
vs. Boise State	12/23/13	*	28	0-1	.000	0-0	.000	0-1	.000	1	2	3	6.7	2	0	1	3	0	0	0	6.2
vs. Akron	12/25/13	*	15	2-3	.667	0-0	.000	0-0	.000	0	0	0	6.0	3	0	0	0	0	1	4	6.0
Akron	12/28/13	*	26	3-5	.600	0-0	.000	5-5	1.000	1	1	2	5.6	4	0	0	3	2	2	11	6.5
Marshall	12/30/13	*	16	2-5	.400	0-0	.000	0-0	.000	3	2	5	5.6	3	0	2	2	0	1	4	6.3
SC State	1/3/14	*	28	0-0	.000	0-0	.000	3-6	.500	3	6	9	5.8	1	0	0	2	1	1	3	6.0
at Florida	1/8/14	*	20	2-2	1.000	0-0	.000	2-2	1.000	2	2	4	5.7	4	0	0	3	0	1	6	6.0
LSU	1/11/14	*	22	0-2	.000	0-0	.000	4-6	.667	1	1	2	5.5	3	0	0	0	1	2	4	5.9
at Texas A&M	1/15/14	*	10	1-1	1.000	0-0	.000	1-2	.500	0	1	1	5.2	4	0	0	1	0	1	3	5.7
Ole Miss	1/18/14	14	2-4	.500	0-0	.000	0-1	.000	2	2	4	5.1	2	0	0	1	1	0	4	5.6	
at Georgia	1/22/14	7	0-0	.000	0-0	.000	0-0	.000	0	0	0	4.8	5	1	0	1	0	0	0	5.3	
at Missouri	1/25/14	11	0-1	.000	0-0	.000	0-0	.000	1	2	3	4.7	3	0	0	0	0	1	0	5.0	
Texas A&M	1/29/14	20	0-0	.000	0-0	.000	0-0	.000	0	1	0	1	4.6	4	0	0	2	2	2	0	4.8
at Ole Miss	2/1/14																				
Auburn	2/5/14																				
at Tennessee	2/8/14																				
Vanderbilt	2/12/14																				
Alabama	2/15/14																				
at Arkansas	2/19/14																				
Georgia	2/22/14																				
at Auburn	2/26/14																				
Kentucky	3/1/14																				
Florida	3/4/14																				
at Miss. State	3/8/14																				

## CAREER STATISTICS

Season	GP-GS	Min	Avg	FG	FGA	Pct	3FG	3FGA	Pct	FT	FTA	Pct	Off	Def	Tot	Avg	PF	FO	Ast	TO	Blk	Stl	Pts	Avg
2012-13	31-9	606	19.5	57	110	.518	4	20	.200	34	50	.680	50	66	116	3.7	67	1	21	46	15	10	152	4.9
2013-14	20-16	436	21.8	34	64	.531	0	1	.000	27	44	.614	40	51	91	4.6	66	3	6	36	11	17	95	4.8
Totals	51-25	1042	20.4	91	174	.523	4	21	.190	61	94	.649	90	117	207	4.1	133	4	27	82	26	27	247	4.8

## CAREER SEC STATISTICS

Season	GP-GS	Min	Avg	FG	FGA	Pct	3FG	3FGA	Pct	FT	FTA	Pct	Off	Def	Tot	Avg	PF	FO	Ast	TO	Blk	Stl	Pts	Avg
2013	17-4	255	15.0	16	40	.400	1	7	.143	11	16	.688	14	27	41	2.4	32	0	7	18	2	4	44	2.6
2014	7-3	104	14.9	5	10	.500	0	0	.000	7	11	.636	7	8	15	2.1	25	1	0	8	4	7	17	2.4
Totals	24-7	359	15.0	21	50	.429	1	7	.143	18	27	.667	21	35	56	2.3	57	1	7	26	6	11	61	2.5

## KACINAS' CAREER HIGHS

### POINTS

18, vs. Rider (Nov. 19, 2012)

### FIELD GOALS

8, vs. Rider (Nov. 19, 2012)

### FIELD GOAL ATTEMPTS

11, 3x, last at Clemson (Nov. 13, 2013)

### 3-POINT FIELD GOALS

1, 3 times, last vs. Clemson (Dec. 2, 2012)

### 3-POINT FIELD GOAL ATTEMPTS

3, twice, last vs. App State (Dec. 19, 2012)

### FREE THROWS

6, vs. Milwaukee (Nov. 11, 2012)

### FREE THROW ATTEMPTS

8, vs. Milwaukee (Nov. 11, 2012)

### REBOUNDS

14, vs. Longwood (Nov. 9, 2013)

### ASSISTS

3, twice, last vs. App State (Dec. 19, 2012)

### BLOCKS

3, vs. Appalachian State (Dec. 19, 2012)

### STEALS

2, 4x, last vs. Texas A&M (Jan. 29, 2014)

### MINUTES PLAYED

36, vs. USC Upstate (Dec. 19, 2013)

## KACINAS' SEASON HIGHS

### POINTS

12, at Clemson (Nov. 13, 2013)

### FIELD GOALS

6, at Clemson (Nov. 13, 2013)

### FIELD GOAL ATTEMPTS

11, at Clemson (Nov. 13, 2013)

### 3-POINT FIELD GOALS

-

### 3-POINT FIELD GOAL ATTEMPTS

1, vs. USC Upstate (Dec. 19, 2013)

### FREE THROWS

5, vs. Akron (Dec. 28, 2013)

### FREE THROW ATTEMPTS

6, 3x, last vs. LSU (Jan. 11, 2014)

### REBOUNDS

14, vs. Longwood (Nov. 9, 2013)

### ASSISTS

2, twice, last vs. Marshall (Dec. 30, 2013)

### BLOCKS

2, 3x, last vs. Texas A&M (Jan. 29, 2014)

### STEALS

2, 3x, last vs. Texas A&M (Jan. 29, 2014)

### MINUTES PLAYED

36, vs. USC Upstate (Dec. 19, 2013)

## SEASON NOTES

Scored eight points and dished one assist in exhibition vs. USC Aiken (Nov. 3) ... Set a career high with 14 rebounds, while adding eight points and matching for a team high two blocks in contest vs. Longwood (Nov. 9) ... Also earned the start vs. the Lancers ... In foul trouble most of the game at Baylor (Nov. 12), contributed two points, two rebounds and a steal vs. the Bears ... Continues to impress on the boards, collecting a team high 12 rebounds, including seven on the offensive glass, at Clemson (Nov. 17), also posted team high 13 points for first double-double of the season and second of his career ... Near double-double with nine points and nine rebounds vs. FIU (Nov. 24) ... Scored six points, and collected five rebounds in a team high 32 minutes played at No. 9/11 Oklahoma State (Dec. 6) ... Scored seven points and pulled down five rebounds vs. Manhattan (Dec. 17) ... Scored five points and pulled down a team high nine rebounds in a career-high 36 minutes vs. USC Upstate (Dec. 19) ... Scored six points but was in foul trouble early in win vs. Saint Mary's (Dec. 22) ... Followed with a three-rebound performance vs. Boise State (Dec. 23) and scored four points, but didn't collect a rebound in win vs. Akron (Dec. 25) ... Scored 11 points and blocked two shots, with two steals in home win vs. Akron (Dec. 28) ... Four points and five rebounds vs. Marshall (Dec. 30) ... Posted nine rebounds to go with three points vs. SC State (Jan. 3) ... Scored six points at No. 10/11 Florida (Jan. 8), going 2-of-2 from the field and at the free throw line, while also grabbing four rebounds ... Went 4-of-6 from the foul line and tied his career high with two steals vs. LSU (Jan. 11) ... Recorded three rebounds and a steal at Missouri (Jan. 25) ... Blocked two shots and recorded two steals vs. Texas A&M (Jan. 29) ...





## #35 - BRIAN STEELE

SOPHOMORE | FORWARD | 6'5" | 200 | 1VL

GREENVILLE, S.C./WADE HAMPTON SCHOOL

### STEELE'S CAREER HIGHS

#### POINTS

6, vs. Miss State (March 6, 2013)

#### FIELD GOALS

2, vs. Miss State (March 6, 2013)

#### FIELD GOAL ATTEMPTS

7, vs. Miss State (March 13, 2013)

#### 3-POINT FIELD GOALS

2, vs. Miss State (March 6, 2013)

#### 3-POINT FIELD GOAL ATTEMPTS

5, vs. Miss State (March 6, 2013)

#### FREE THROWS

2, vs. Presbyterian (Dec. 29, 2012)

#### FREE THROW ATTEMPTS

2, vs. Presbyterian (Dec. 29, 2012)

#### REBOUNDS

7, vs. Miss. State (March 13, 2013)

#### ASSISTS

3, vs. Vandy (March 9, 2013)

#### BLOCKS

-

#### STEALS

2, vs. Texas A&M (Jan. 29, 2014)

#### MINUTES PLAYED

25, vs. Texas A&M (March 2, 2013)

### STEELE'S SEASON HIGHS

#### POINTS

3, 3x, last at Missouri (Jan. 25, 2014)

#### FIELD GOALS

1, 3x, last at Missouri (Jan. 25, 2014)

#### FIELD GOAL ATTEMPTS

2, 4x, last at Missouri (Jan. 25, 2014)

#### 3-POINT FIELD GOALS

1, 3x, last at Missouri (Jan. 25, 2014)

#### 3-POINT FIELD GOAL ATTEMPTS

2, twice, last at Missouri (Jan. 25, 2014)

#### FREE THROWS

-

#### FREE THROW ATTEMPTS

2, vs. Texas A&M (Jan. 29, 2014)

#### REBOUNDS

1, vs. Marshall (Dec. 30, 2013)

#### ASSISTS

2, at Missouri (Jan. 25, 2014)

#### BLOCKS

-

#### STEALS

2, vs. Texas A&M (Jan. 29, 2014)

#### MINUTES PLAYED

12, at Georgia (Jan. 22, 2014)

### 2013-14

Opponent	Date	GS	Min	FG-FGA	Pct	3FG-FGA	Pct	FT-FTA	Pct	Off	Def	Tot	Avg	PF	FO	A	TO	Blk	Stl	Pts	Avg
Longwood	11/9/13	-	-	-	-	-	-	-	-	-	-	-	-	-	-	-	-	-	-	-	-
at Baylor	11/12/13	-	-	-	-	-	-	-	-	-	-	-	-	-	-	-	-	-	-	-	-
at Clemson	11/17/13	1	0-0	.000	0-0	.000	0-0	.000	0-0	0	0	0	0.0	0	0	0	0	0	0	0	0.0
Fla. International	11/24/13	-	-	-	-	-	-	-	-	-	-	-	-	-	-	-	-	-	-	-	-
at Oklahoma St.	12/6/13	-	-	-	-	-	-	-	-	-	-	-	-	-	-	-	-	-	-	-	-
Manhattan	12/17/13	2	0-0	.000	0-0	.000	0-0	.000	0-0	0	0	0	0.0	0	0	0	0	0	0	0	0.0
USC Upstate	12/19/13	-	-	-	-	-	-	-	-	-	-	-	-	-	-	-	-	-	-	-	-
vs. Saint Mary's	12/22/13	-	-	-	-	-	-	-	-	-	-	-	-	-	-	-	-	-	-	-	-
vs. Boise State	12/23/13	11	1-2	.500	1-1	1.000	0-0	.000	0-0	0	0	0	0.0	0	0	0	2	0	0	3	1.0
vs. Akron	12/25/13	6	0-1	.000	0-1	.000	0-0	.000	0-0	0	0	0	0.0	1	0	0	0	0	0	0	0.8
Akron	12/28/13	7	0-0	.000	0-0	.000	0-0	.000	0-0	0	0	0	0.0	0	0	0	0	0	0	0	0.6
Marshall	12/30/13	9	0-2	.000	0-1	.000	0-0	.000	1-1	1	1	2	0.2	5	1	1	0	0	0	0	0.5
SC State	1/3/14	-	-	-	-	-	-	-	-	-	-	-	-	-	-	-	-	-	-	-	-
at Florida	1/8/14	-	-	-	-	-	-	-	-	-	-	-	-	-	-	-	-	-	-	-	-
LSU	1/11/14	-	-	-	-	-	-	-	-	-	-	-	-	-	-	-	-	-	-	-	-
at Texas A&M	1/15/14	-	-	-	-	-	-	-	-	-	-	-	-	-	-	-	-	-	-	-	-
Ole Miss	1/18/14	-	-	-	-	-	-	-	-	-	-	-	-	-	-	-	-	-	-	-	-
at Georgia	1/22/14	12	1-2	.500	1-2	.500	0-0	.000	0-0	0	0	0	0.1	1	0	1	1	0	1	3	0.9
at Missouri	1/25/14	10	1-2	.500	1-2	.500	0-0	.000	1-1	1	1	2	0.3	1	0	2	0	0	0	3	1.1
Texas A&M	1/29/14	3	0-1	.000	0-1	.000	0-2	.000	0-0	0	2	2	0.4	0	0	0	0	0	2	0	1.0
at Ole Miss	2/1/14																				
Auburn	2/5/14																				
at Tennessee	2/8/14																				
Vanderbilt	2/12/14																				
Alabama	2/15/14																				
at Arkansas	2/19/14																				
Georgia	2/22/14																				
at Auburn	2/26/14																				
Kentucky	3/1/14																				
Florida	3/4/14																				
at Miss. State	3/8/14																				

### SEASON NOTES

Scored two points and collected one rebound in exhibition vs. USC Aiken (Nov. 3) ... Did not see action in the season opener vs. Longwood (Nov. 9) ... Saw time vs. Manhattan (Dec. 17) ... Scored first points of the season in 11 minutes of action vs. Boise State (Dec. 23) ... Also saw time in win over Akron (Dec. 25) at Diamond Head Classic ... Posted one assist in win vs. Marshall (Dec. 30) ... Went 1-for-2 from 3-point range at Georgia (Jan. 22) ... Dished a season-high 2 assists and hit 1-of-2 from 3 at Missouri (Jan. 25) ...

### CAREER STATISTICS

Season	GP-GS	Min	Avg	FG	FGA	Pct	3FG	3FGA	Pct	FT	FTA	Pct	Off	Def	Tot	Avg	PF	FO	Ast	TO	Blk	Stl	Pts	Avg
2012-13	7-4	79	11.3	5	19	.263	4	14	.286	2	3	.667	4	11	15	2.1	12	1	8	5	0	3	16	2.3
2013-14	9-0	61	6.8	3	10	.300	3	8	.375	0	2	.000	2	2	4	0.4	9	1	4	3	0	3	9	1.0
<b>Totals</b>	<b>16-4</b>	<b>140</b>	<b>8.8</b>	<b>8</b>	<b>29</b>	<b>.276</b>	<b>7</b>	<b>22</b>	<b>.318</b>	<b>2</b>	<b>5</b>	<b>.400</b>	<b>6</b>	<b>13</b>	<b>19</b>	<b>1.2</b>	<b>21</b>	<b>2</b>	<b>12</b>	<b>8</b>	<b>0</b>	<b>6</b>	<b>25</b>	<b>1.6</b>

### CAREER SEC STATISTICS

Season	GP-GS	Min	Avg	FG	FGA	Pct	3FG	3FGA	Pct	FT	FTA	Pct	Off	Def	Tot	Avg	PF	FO	Ast	TO	Blk	Stl	Pts	Avg
2013	4-3	56	14.0	4	11	.364	4	10	.400	0	0	.000	1	6	7	1.8	10	1	6	2	0	2	12	3.0
2014	3-0	25	8.3	2	5	.400	2	5	.400	0	2	.000	1	2	3	1.0	2	0	3	1	0	3	6	2.0
<b>Totals</b>	<b>7-3</b>	<b>81</b>	<b>11.6</b>	<b>6</b>	<b>16</b>	<b>.380</b>	<b>6</b>	<b>15</b>	<b>.400</b>	<b>0</b>	<b>0</b>	<b>.000</b>	<b>2</b>	<b>8</b>	<b>10</b>	<b>1.4</b>	<b>12</b>	<b>1</b>	<b>9</b>	<b>3</b>	<b>0</b>	<b>5</b>	<b>18</b>	<b>2.6</b>



## #21 - DEMETRIUS HENRY

FRESHMAN | FORWARD | 6'9" | 215 | HS  
MIAMI, FLA./FAITH BAPTIST CHRISTIAN SCHOOL

### HENRY'S SEASON HIGHS

#### POINTS

14, vs. FIU (Nov. 24, 2013)

#### FIELD GOALS

7, vs. FIU (Nov. 24, 2013)

#### FIELD GOAL ATTEMPTS

11, vs. SC State (Jan. 3, 2014)

#### 3-POINT FIELD GOALS

-

#### 3-POINT FIELD GOAL ATTEMPTS

-

#### FREE THROWS

2, vs. Longwood (Nov. 9, 2013)

#### FREE THROW ATTEMPTS

4, twice, last at Clemson (Nov. 13, 2013)

#### REBOUNDS

11, vs. SC State (Jan. 3, 2014)

#### ASSISTS

2, twice, last at Texas A&M (Jan. 15, 2014)

#### BLOCKS

2, 4x, last vs. Texas A&M (Jan. 29, 2014)

#### STEALS

2, twice, vs. Ole Miss (Jan. 18, 2014)

#### MINUTES PLAYED

32, vs. SC State (Jan. 3, 2014)

### 2013-14

Opponent	Date	GS	Min	FG-FGA	Pct	3FG-FGA	Pct	FT-FTA	Pct	Off	Def	Tot	Avg	PF	FO	A	TO	Blk	Stl	Pts	Avg
Longwood	11/9/13	*	31	1-5	.200	0-0	.000	2-2	1.000	2	4	6	6.0	2	0	1	0	0	4	4.0	
at Baylor	11/12/13	*	30	4-10	.400	0-0	.000	1-4	.250	3	3	6	6.0	4	0	1	0	2	0	9	6.5
at Clemson	11/17/13	*	22	4-9	.444	0-0	.000	1-4	.250	3	2	5	5.7	5	1	0	1	1	0	9	7.3
Fla. International	11/24/13	*	31	7-10	.700	0-0	.000	0-0	.000	3	3	6	5.8	3	0	0	0	0	1	14	9.0
at Oklahoma St.	12/6/13	*	26	3-6	.500	0-0	.000	0-2	.000	0	5	5	5.6	5	1	2	4	2	0	6	8.4
Marquette	12/17/13	*	19	2-6	.333	0-0	.000	0-2	.000	1	1	2	5.3	4	0	0	1	0	0	4	7.1
USC Upstate	12/19/13	*	16	2-7	.286	0-0	.000	0-2	.000	4	3	7	5.3	5	1	0	0	1	1	4	7.1
vs. Saint Mary's	12/22/13	*	20	3-5	.600	0-0	.000	0-0	.000	3	5	8	5.6	5	1	0	0	1	2	6	7.0
vs. Boise State	12/23/13	*	20	3-5	.600	0-0	.000	0-0	.000	1	2	3	5.3	2	0	0	3	2	0	6	6.9
vs. Akron	12/25/13	*	9	0-1	.000	0-0	.000	0-0	.000	0	0	0	4.8	4	0	0	1	1	0	0	6.2
Akron	12/28/13	*	22	4-10	.400	0-0	.000	0-1	.000	3	3	6	4.9	2	0	0	0	0	1	8	6.4
Marshall	12/30/13	*	14	6-7	.857	0-0	.000	0-0	.000	2	0	2	4.7	5	1	0	0	0	1	12	6.8
SC State	1/3/14	*	32	5-11	.455	0-0	.000	0-1	.000	4	7	11	5.2	3	0	0	3	1	1	10	7.1
at Florida	1/8/14	*	23	1-2	.500	0-0	.000	0-3	.000	0	1	1	4.9	4	0	1	1	0	0	2	6.7
LSU	1/11/14	*	5	0-1	.000	0-0	.000	0-0	.000	1	0	1	4.6	4	0	0	0	0	0	1	6.3
at Texas A&M	1/15/14	*	19	2-3	.667	0-0	.000	0-0	.000	1	1	2	4.4	2	0	2	1	0	1	4	6.1
Ole Miss	1/18/14		16	1-2	.500	0-0	.000	0-3	.000	1	0	1	4.2	3	0	1	0	0	2	3	5.9
at Georgia	1/22/14	*	15	0-5	.000	0-0	.000	1-2	.500	3	2	5	4.3	4	0	0	1	2	1	1	5.6
at Missouri	1/25/14	*	30	1-6	.167	0-0	.000	1-2	.500	2	1	3	4.2	3	0	0	1	0	0	3	5.5
Texas A&M	1/29/14	*	13	1-1	1.000	0-0	.000	0-0	.000	1	1	2	4.1	3	0	0	1	2	1	2	5.3
at Ole Miss	2/1/14																				
Auburn	2/5/14																				
at Tennessee	2/8/14																				
Vanderbilt	2/12/14																				
Alabama	2/15/14																				
at Arkansas	2/19/14																				
Georgia	2/22/14																				
at Auburn	2/26/14																				
Kentucky	3/1/14																				
Florida	3/4/14																				
at Miss. State	3/8/14																				

### SEASON NOTES

Earned the start and scored eight points and collected five rebounds in exhibition contest vs. USC Aiken (Nov. 3) ... Earned the start in first-career contest vs. Longwood (Nov. 9) ... Scored four points and collected six rebounds vs. the Lancers ... Scored nine points and collected six rebounds, posting first two blocks of the season at Baylor (Nov. 12) ... Scored nine points and collected five rebounds, including three on the offensive glass, in start at Clemson (Nov. 17) ... First career double-figure scoring game with 14 points in win vs. FIU (Nov. 24) ... Hit 7-of-10 from the field vs. the Panthers ... Matched season high with two blocks, and posted season high with two assists at No. 9/11 Oklahoma State (Dec. 6) ... Was in foul trouble early vs. USC Upstate (Dec. 19), played just 16 minutes, but pulled down a season high seven rebounds ... Solid in win vs. Saint Mary's (Dec. 22), scoring six points and pulling down a season and team high eight rebounds ... Scored six points vs. Boise State (Dec. 23) and matched season high with two blocked shots ... Was in foul trouble vs. Akron (Dec. 25), playing just nine minutes ... Scored eight points and collected six rebounds with one steal in home win vs. Akron (Dec. 28) ... Fouled out of Marshall contest (Dec. 30), but posted 12 points on 6-of-7 from the field ... First-career double-double with 10 points and a season high 11 rebounds vs. SC State (Jan. 3) in a season high 32 minutes ... First-career double-double with 10 points and a season high 11 rebounds vs. SC State (Jan. 3) in a season high 32 minutes ... Tied a season high in assists with two at Texas A&M (Jan. 15) ... Swiped two steals vs. Ole Miss (Jan. 18), which tied his season high ... Blocked two shots vs. Texas A&M (Jan. 29) ...

### CAREER STATISTICS

Season	GP-GS	Min	Avg	FG	FGA	Pct	3FG	3FGA	Pct	FT	FTA	Pct	Off	Def	Tot	Avg	PF	FO	Ast	TO	Blk	Stl	Pts	Avg
2013-14	20-19	413	20.7	50	112	.446	0	0	.000	6	28	.214	38	44	82	4.1	72	5	8	18	15	12	106	5.3

### CAREER SEC STATISTICS

Season	GP-GS	Min	Avg	FG	FGA	Pct	3FG	3FGA	Pct	FT	FTA	Pct	Off	Def	Tot	Avg	PF	FO	Ast	TO	Blk	Stl	Pts	Avg
2014	7-6	121	17.3	6	20	.300	0	0	.000	2	10	.200	9	6	15	2.1	23	0	4	5	4	5	14	2.0



## #20 - JUSTIN MCKIE

FRESHMAN | GUARD | 6'4" | 195 | HS

COLUMBIA, S.C./IRMO

### MCKIE'S SEASON HIGHS

#### POINTS

5, at Texas A&M (Jan. 15, 2014)

#### FIELD GOALS

2, at Texas A&M (Jan. 15, 2014)

#### FIELD GOAL ATTEMPTS

3, at Texas A&M (Jan. 15, 2014)

#### 3-POINT FIELD GOALS

1, at Texas A&M (Jan. 15, 2014)

#### 3-POINT FIELD GOAL ATTEMPTS

1, 4x, lat at Texas A&M (Jan. 15, 2014)

#### FREE THROWS

1, twice, last vs. Marshall (Dec. 30, 2013)

#### FREE THROW ATTEMPTS

2, twice, last vs. Marshall (Dec. 30, 2013)

#### REBOUNDS

4, twice, vs. Texas A&M (Jan. 29, 2014)

#### ASSISTS

2, vs. Texas A&M (Jan. 29, 2014)

#### BLOCKS

-

#### STEALS

1, twice, at Texas A&M (Jan. 15, 2014)

#### MINUTES PLAYED

11, at Texas A&M (Jan. 15, 2014)

### 2013-14

Opponent	Date	GS	Min	FG-FGA	Pct	3FG-FGA	Pct	FT-FTA	Pct	Off	Def	Tot	Avg	PF	FO	A	TO	Blk	Stl	Pts	Avg
Longwood	11/9/13	4	0-1	.000	0-0	.000	0-0	.000	0	0	0	0	0.0	0	0	0	0	0	0	0	0.0
at Baylor	11/12/13	0+	0-0	.000	0-0	.000	0-0	.000	0	0	0	0	0.0	0	0	0	0	0	0	0	0.0
at Clemson	11/17/13	1	0-1	.000	0-1	.000	1-2	.500	1	0	1	0.3	0	0	0	0	0	0	1	0.3	
Fla. International	11/24/13	-	-	-	-	-	-	-	-	-	-	-	-	-	-	-	-	-	-	-	-
at Oklahoma St.	12/6/13	-	-	-	-	-	-	-	-	-	-	-	-	-	-	-	-	-	-	-	-
Manhattan	12/17/13	4	0-0	.000	0-0	.000	0-0	.000	0	0	0	0.3	0	0	0	0	0	0	0	0.3	
USC Upstate	12/19/13	-	-	-	-	-	-	-	-	-	-	-	-	-	-	-	-	-	-	-	-
vs. Saint Mary's	12/22/13	-	-	-	-	-	-	-	-	-	-	-	-	-	-	-	-	-	-	-	-
vs. Boise State	12/23/13	5	0-1	.000	0-1	.000	0-0	.000	0	1	1	0.4	1	0	0	0	0	0	0	0.2	
vs. Akron	12/25/13	-	-	-	-	-	-	-	-	-	-	-	-	-	-	-	-	-	-	-	-
Akron	12/28/13	4	0-0	.000	0-0	.000	0-0	.000	0	0	0	0.3	0	0	0	0	0	0	0	0.2	
Marshall	12/30/13	4	1-3	.333	0-1	.000	1-2	.500	2	2	4	0.9	0	0	0	0	1	3	0.6		
SC State	1/3/14	-	-	-	-	-	-	-	-	-	-	-	-	-	-	-	-	-	-	-	-
at Florida	1/8/14	-	-	-	-	-	-	-	-	-	-	-	-	-	-	-	-	-	-	-	-
LSU	1/11/14	-	-	-	-	-	-	-	-	-	-	-	-	-	-	-	-	-	-	-	-
at Texas A&M	1/15/14	11	2-3	.667	1-2	.500	0-0	.000	0	3	3	1.1	1	0	0	0	1	5	1.1		
Ole Miss	1/18/14	1	0-0	.000	0-0	.000	0-0	.000	0	0	0	1.0	0	0	0	0	0	0	0	1.0	
at Georgia	1/22/14	-	-	-	-	-	-	-	-	-	-	-	-	-	-	-	-	-	-	-	-
at Missouri	1/25/14	5	0-2	.000	0-0	.000	0-0	.000	0	1	1	1.0	1	0	0	1	0	0	0.9		
Texas A&M	1/29/14	15	0-2	.000	0-0	.000	0-0	.000	1	3	4	1.3	1	0	2	0	0	0	0.8		
at Ole Miss	2/1/14																				
Auburn	2/5/14																				
at Tennessee	2/8/14																				
Vanderbilt	2/12/14																				
Alabama	2/15/14																				
at Arkansas	2/19/14																				
Georgia	2/22/14																				
at Auburn	2/26/14																				
Kentucky	3/1/14																				
Florida	3/4/14																				
at Miss. State	3/8/14																				

### SEASON NOTES

Played 21 minutes, scoring six points and collecting four rebounds in exhibition action vs. USC Aiken (Nov. 3) ... Saw action in season opener vs. Longwood (Nov. 9), attempted one shot ... Scored first point of his career at Clemson (Nov. 17) ... Saw action vs. Manhattan (Dec. 17) ... Saw action vs. Boise State (Dec. 23) ... Collected four rebounds and a steal in four minutes vs. Marshall (Dec. 30) ... Posted season highs in points (5), field goals made (2), 3-point field goals made (1) and minutes (11) at Texas A&M (Jan. 15) ... Recorded season highs in assists (2) and rebounds (4) vs. Texas A&M (Jan. 29) ...

### CAREER STATISTICS

Season	GP-GS	Min	Avg	FG	FGA	Pct	3FG	3FGA	Pct	FT	FTA	Pct	Off	Def	Tot	Avg	PF	FO	Ast	TO	Blk	Stl	Pts	Avg
2013-14	11-0	54	4.9	3	13	.231	1	5	.200	2	4	.500	4	10	14	1.3	4	0	2	1	0	2	9	0.8

### CAREER SEC STATISTICS

Season	GP-GS	Min	Avg	FG	FGA	Pct	3FG	3FGA	Pct	FT	FTA	Pct	Off	Def	Tot	Avg	PF	FO	Ast	TO	Blk	Stl	Pts	Avg
2014	4-0	32	8.0	2	7	.286	1	2	.500	0	0	.000	1	7	8	2.0	3	0	2	1	0	1	5	1.3





## #10 - DUANE NOTICE

**FRESHMAN | GUARD | 6'2" | 221 | HS**  
**WOODBIDGE, ONTARIO, CANADA/ST. THOMAS**  
**MORE (OAKDALE, CONN.)**

### 2013-14

Opponent	Date	GS	Min	FG-FGA	Pct	3FG-FGA	Pct	FT-FTA	Pct	Off	Def	Tot	Avg	PF	FO	A	TO	Blk	Stl	Pts	Avg
Longwood	11/9/13	*	19	3-6	.500	2-3	.667	0-0	.000	1	4	5	5.0	5	1	4	3	0	1	8	8.0
at Baylor	11/12/13		12	1-2	.500	0-0	.000	0-0	.000	0	1	1	3.0	3	0	2	1	0	1	2	5.0
at Clemson	11/17/13	*	20	1-7	.142	0-2	.000	0-0	.000	2	1	3	3.0	2	0	2	4	0	0	2	4.0
Fla. International	11/24/13		1	0-0	.000	0-0	.000	0-0	.000	0	0	0	2.3	0	0	1	0	0	0	0	3.0
at Oklahoma St.	12/6/13		16	1-4	.250	0-1	.000	0-0	.000	2	3	5	2.8	2	0	0	2	1	0	2	2.8
Marquette	12/17/13		7	0-0	.000	0-0	.000	0-0	.000	0	0	0	2.3	1	0	1	3	0	0	7	2.3
USC Upstate	12/19/13		14	1-2	.500	1-1	1.000	2-2	1.000	0	0	0	2.0	1	0	3	0	0	1	5	2.7
vs. Saint Mary's	12/22/13	*	20	4-5	.800	1-1	1.000	2-3	.667	0	1	1	1.9	2	0	3	0	0	1	11	3.7
vs. Boise State	12/23/13	*	33	5-10	.500	1-3	.333	2-4	.500	0	2	2	1.9	2	0	1	1	0	0	13	4.8
vs. Akron	12/25/13	*	33	7-12	.583	0-1	.000	1-2	.500	1	4	5	2.2	0	0	1	4	0	1	15	5.8
Akron	12/28/13	*	26	0-4	.000	0-2	.000	3-4	.750	0	4	4	2.4	3	0	6	1	1	0	3	5.5
Marshall	12/30/13	*	31	4-8	.500	1-2	.500	4-5	.800	2	4	6	2.7	2	0	6	2	0	1	13	6.2
SC State	1/3/14	*	34	3-8	.375	1-4	.250	6-8	.750	1	0	1	2.5	0	0	8	6	0	0	13	6.7
at Florida	1/8/14	*	33	2-4	.500	1-2	.500	3-5	.600	1	0	1	2.4	0	0	3	5	0	0	8	6.8
LSU	1/11/14	*	8	0-0	.000	0-0	.000	0-0	.000	0	0	0	2.3	2	0	1	1	0	0	0	6.3
at Texas A&M	1/15/14	*	28	3-7	.428	1-3	.333	5-7	.714	1	2	3	2.3	3	0	5	1	1	1	12	6.7
Ole Miss	1/18/14	*	20	2-5	.400	0-2	.000	0-1	.000	0	3	3	2.4	4	0	4	4	0	0	4	6.5
at Georgia	1/22/14	*	22	4-6	.667	0-1	.000	6-10	.600	1	1	2	2.3	2	0	1	2	0	1	14	6.9
at Missouri	1/25/14	*	25	1-5	.200	0-1	.000	0-0	.000	1	0	1	2.3	3	0	2	3	0	0	2	6.7
Texas A&M	1/29/14	*	29	6-8	.750	1-2	.500	6-6	1.000	0	4	4	2.4	1	0	3	5	0	1	19	7.3
at Ole Miss	2/1/14																				
Auburn	2/5/14																				
at Tennessee	2/8/14																				
Vanderbilt	2/12/14																				
Alabama	2/15/14																				
at Arkansas	2/19/14																				
Georgia	2/22/14																				
at Auburn	2/26/14																				
Kentucky	3/1/14																				
Florida	3/4/14																				
at Miss. State	3/8/14																				

### NOTICE'S SEASON HIGHS

#### POINTS

19, vs. vs. Texas A&M (Jan. 29, 2014)

#### FIELD GOALS

7, vs. Akron (Dec. 25, 2013)

#### FIELD GOAL ATTEMPTS

12, vs. Akron (Dec. 25, 2013)

#### 3-POINT FIELD GOALS

2, vs. Longwood (Nov. 9, 2013)

#### 3-POINT FIELD GOAL ATTEMPTS

3, 3x, last at Texas A&M (Jan. 15, 2014)

#### FREE THROWS

6, twice, vs. Texas A&M (Jan. 29, 2014)

#### FREE THROW ATTEMPTS

10, at Georgia (Jan. 22, 2014)

#### REBOUNDS

6, vs. Marshall (Dec. 30, 2013)

#### ASSISTS

8, vs. SC State (Jan. 3, 2014)

#### BLOCKS

1, 3x, last at Texas A&M (Jan. 15, 2014)

#### STEALS

1, 10x, last vs. Texas A&M (Jan. 29, 2014)

#### MINUTES PLAYED

34, vs. SC State (Jan. 3, 2014)

### SEASON NOTES

Dished six assists in 19 minutes before hampered by cramps in exhibition contest vs. USC Aiken (Nov. 3) ... Posted four assists and scored eight points, including two made 3s, in season opener vs. Longwood (Nov. 9) ... Earned the start vs. the Lancers in college debut ... Dished two assists, adding two points and a steal at Baylor (Nov. 12) ... Scored four points and dished two assists at Clemson (Nov. 17) ... Matched season high with five rebounds at No. 9/11 Oklahoma State (Dec. 6) ... Scored five points and dished three assists vs. USC Upstate (Dec. 19) ... Flourished at Diamond Head Classic, posting a season high in points in each consecutive game ... Tallied double-figures with 11 points vs. Saint Mary's (Dec. 22), 13 vs. Boise State (Dec. 23) and a team and season high 15 vs. Akron (Dec. 25) ... Collected five rebounds to match season high vs. the Zips ... Dished season high six assists in home win vs. Akron (Dec. 28) ... Matched season high for second straight game with six assists in win vs. Marshall (Dec. 30); also 6 rebounds and 13 points for fourth-straight game in double-figures ... Recorded a season high with eight assists to go with 13 points, including season high numbers from the free throw line going 6-for-8 while playing in a season high 34 minutes vs. SC State (Jan. 3) ... Scored eight points dished three assists at No. 10/11 Florida (Jan. 8) ... Went a 5-of-7 from the foul line as he scored 12 points and dished five assists and grabbed three rebounds ... Dished four assists vs. Ole Miss (Jan. 18) ... Went 4-for-6 from the field and 6-for-10 from the foul line in a 14-point effort at Georgia (Jan. 22) ... Posted a career high 19 points on 6-of-8 shooting vs. Texas A&M (Jan. 29), including a 6-for-6 effort from the charity stripe ... Also grabbed four rebounds and dished three assists against the Aggies ...

### CAREER STATISTICS

Season	GP-GS	Min	Avg	FG	FGA	Pct	3FG	3FGA	Pct	FT	FTA	Pct	Off	Def	Tot	Avg	PF	FO	Ast	TO	Blk	Stl	Pts	Avg
2013-14	20-15	431	21.6	48	103	.466	10	31	.323	40	57	.702	13	34	47	2.4	38	1	57	48	3	10	146	7.3

### CAREER SEC STATISTICS

Season	GP-GS	Min	Avg	FG	FGA	Pct	3FG	3FGA	Pct	FT	FTA	Pct	Off	Def	Tot	Avg	PF	FO	Ast	TO	Blk	Stl	Pts	Avg
2014	7-7	165	23.6	18	35	.514	3	11	.273	20	29	.690	4	10	14	2.0	15	0	19	21	1	3	59	8.4



## #32 - DESMOND RINGER

FRESHMAN | FORWARD | 6'9" | 255 | HS

MCDONOUGH, GA. / EAGLE'S LANDING

### RINGER'S SEASON HIGHS

#### POINTS

9, at Texas A&M (Jan. 15, 2014)

#### FIELD GOALS

3, at Texas A&M (Jan. 15, 2014)

#### FIELD GOAL ATTEMPTS

5, vs. Akron (Dec. 25, 2013)

#### 3-POINT FIELD GOALS

-

#### 3-POINT FIELD GOAL ATTEMPTS

-

#### FREE THROWS

3, 3x, last at Texas A&M (Jan. 15, 2014)

#### FREE THROW ATTEMPTS

6, twice, at Texas A&M (Jan. 15, 2014)

#### REBOUNDS

7, twice, at Texas A&M (Jan. 15, 2014)

#### ASSISTS

2, at Texas A&M (Jan. 15, 2014)

#### BLOCKS

2, vs. USC Upstate (Dec. 19, 2013)

#### STEALS

-

#### MINUTES PLAYED

28, at Texas A&M (Jan. 15, 2014)

### 2013-14

Opponent	Date	GS	Min	FG-FGA	Pct	3FG-FGA	Pct	FT-FTA	Pct	Off	Def	Tot	Avg	PF	FO	A	TO	Blk	Stl	Pts	Avg
Longwood	11/9/13	7	0-0	.000	0-0	.000	0-0	.000	0	0	0	0	0.0	0	0	0	1	0	0	0	0.0
at Baylor	11/12/13	9	0-1	.000	0-0	.000	1-3	.333	1	0	1	0.5	3	0	0	0	0	0	0	1	0.5
at Clemson	11/17/13	10	1-3	.333	0-0	.000	2-2	1.000	0	1	1	0.7	3	0	1	0	0	0	0	4	1.7
Fla. International	11/24/13	4	0-0	.000	0-0	.000	0-0	.000	1	0	1	0.8	2	0	0	1	0	0	0	0	1.3
at Oklahoma St.	12/6/13	15	1-4	.250	0-0	.000	1-2	.000	2	3	5	1.6	4	0	0	1	0	0	0	3	1.6
Manhattan	12/17/13	5	2-2	1.000	0-0	.000	0-2	.000	0	0	0	1.3	0	0	0	0	0	0	4	2.0	
USC Upstate	12/19/13	14	1-3	.333	0-0	.000	0-0	.000	1	1	2	1.4	4	0	0	1	2	0	2	2	2.0
vs. Saint Mary's	12/22/13	12	0-1	.000	0-0	.000	3-6	.500	0	0	0	1.3	3	0	0	1	0	0	0	3	2.1
vs. Boise State	12/23/13	9	0-1	.000	0-0	.000	0-0	.000	0	0	0	1.1	2	0	0	1	0	0	0	0	1.9
vs. Akron	12/25/13	26	1-5	.200	0-0	.000	2-4	.500	3	2	5	1.5	3	0	1	0	1	1	4	2.1	
Akron	12/28/13	7	3-4	.750	0-0	.000	0-0	.000	3	1	4	1.7	3	0	1	0	0	0	0	6	2.5
Marshall	12/30/13	14	2-4	.500	0-0	.000	0-0	.000	1	6	7	2.2	3	0	0	1	0	0	0	4	2.6
SC State	1/3/14	1	0-0	.000	0-0	.000	0-0	.000	0	0	0	2.0	0	0	0	0	1	0	0	0	2.4
at Florida	1/8/14	20	2-4	.500	0-0	.000	3-3	1.000	1	3	4	2.1	4	0	0	1	0	0	0	7	2.7
LSU	1/11/14	23	0-1	.000	0-0	.000	2-2	1.000	1	4	5	2.3	2	0	0	2	0	0	2	2	2.7
at Texas A&M	1/15/14	13	3-3	1.000	0-0	.000	3-6	.500	3	4	7	2.6	4	0	2	2	0	0	9	3.1	
Ole Miss	1/18/14	12	0-3	.000	0-0	.000	2-2	1.000	0	1	1	2.5	3	0	1	0	0	0	0	2	3.0
at Georgia	1/22/14	14	0-0	.000	0-0	.000	0-0	.000	0	0	0	2.4	4	0	0	0	0	0	0	0	2.8
at Missouri	1/25/14	+0	0-0	.000	0-0	.000	0-0	.000	0	0	0	2.3	0	0	0	0	0	0	1	0	2.7
Texas A&M	1/29/14	5	0-1	.000	0-0	.000	0-0	.000	1	0	1	2.2	0	0	0	0	0	0	0	0	2.6
at Ole Miss	2/1/14																				
Auburn	2/5/14																				
at Tennessee	2/8/14																				
Vanderbilt	2/12/14																				
Alabama	2/15/14																				
at Arkansas	2/19/14																				
Georgia	2/22/14																				
at Auburn	2/26/14																				
Kentucky	3/1/14																				
Florida	3/4/14																				
at Miss. State	3/8/14																				

### SEASON NOTES

Earned one steal and collected three rebounds in exhibition contest vs. USC Aiken (Nov. 3) ... Saw action vs. Longwood (Nov. 9) ... Posted one point at the free throw line vs. Baylor (Nov. 12) ... Posted four points and collected an assists at Clemson (Nov. 17) ... Collected season high five rebounds in 15 minutes played at No. 9/11 Oklahoma State (Dec. 6) ... Scored four points vs. Manhattan (Dec. 17) ... Was in foul trouble early, but blocked two shots vs. USC Upstate (Dec. 19) ... Solid at Diamond Head Classic; scored three points vs. Saint Mary's (Dec. 22) and posted four points and five rebounds in a season high 26 minutes in win vs. Akron (Dec. 25) ... Scored six points in seven minutes, with four rebounds, in home win vs. Akron (Dec. 28) ... Pulled down a team and season high seven rebounds in win vs. Marshall (Dec. 30) ... Recorded a season high seven points, hitting 3-of-3 free throw attempts, and pulling down four rebounds at No. 10/11 Florida ... Collected five rebounds vs. LSU (Jan. 11) ... Posted season highs in points (9), field goals made (3), assists (2) and minutes (28) at Texas A&M (Jan. 15), while matching highs in free throws made (3), attempted (6) and rebounds (7) ...

### CAREER STATISTICS

Season	GP-GS	Min	Avg	FG	FGA	Pct	3FG	3FGA	Pct	FT	FTA	Pct	Off	Def	Tot	Avg	PF	FO	Ast	TO	Blk	Stl	Pts	Avg
2013-14	20-1	235	11.8	16	40	.400	0	0	.000	19	31	.613	18	26	44	2.2	47	0	6	13	4	1	51	2.6

### CAREER SEC STATISTICS

Season	GP-GS	Min	Avg	FG	FGA	Pct	3FG	3FGA	Pct	FT	FTA	Pct	Off	Def	Tot	Avg	PF	FO	Ast	TO	Blk	Stl	Pts	Avg
2014	7-1	102	14.6	5	12	.417	0	0	.000	10	13	.769	6	12	18	2.6	17	0	3	5	1	0	20	2.9



## #5 - JAYLEN SHAW

FRESHMAN | GUARD | 6'0" | 182 | HS

HARTSVILLE, S.C./HARTSVILLE

### SHAW'S SEASON HIGHS

#### POINTS

16, vs. FIU (Nov. 24, 2013)

#### FIELD GOALS

6, vs. FIU (Nov. 24, 2013)

#### FIELD GOAL ATTEMPTS

10, vs. FIU (Nov. 24, 2013)

#### 3-POINT FIELD GOALS

4, vs. FIU (Nov. 24, 2013)

#### 3-POINT FIELD GOAL ATTEMPTS

7, vs. FIU (Nov. 24, 2013)

#### FREE THROWS

6, at Georgia (Jan. 22, 2014)

#### FREE THROW ATTEMPTS

6, vs. at Georgia (Jan. 22, 2014)

#### REBOUNDS

2, twice, last vs. LSU (Jan. 11, 2014)

#### ASSISTS

5, vs. FIU (Nov. 24, 2013)

#### BLOCKS

1, vs. Akron (Dec. 28, 2013)

#### STEALS

2, at Georgia (Jan. 22, 2014)

#### MINUTES PLAYED

26, vs. FIU (Nov. 24, 2013)

### 2013-14

Opponent	Date	GS	Min	FG-FGA	Pct	3FG-3FGA	Pct	FT-FTA	Pct	Off	Def	Tot	Avg	PF	FO	A	TO	Blk	Stl	Pts	Avg
Longwood	11/9/13	3	0-1	.000	0-1	.000	2-2	1.000	0	0	0	0.0	1	0	1	1	0	0	2	2.0	
at Baylor	11/12/13	-	-	-	-	-	-	-	-	-	-	-	-	-	-	-	-	-	-	-	
at Clemson	11/17/13	1	0-0	.000	0-0	.000	0-0	.000	0	0	0	0.0	0	0	1	0	0	0	0	1.0	
Fla. International	11/24/13	26	6-10	.600	4-7	.571	0-0	.000	0	2	2	0.7	2	0	5	2	0	0	16	6.0	
at Oklahoma St.	12/6/13	20	4-5	.800	3-4	.750	2-3	.667	0	1	1	0.8	2	0	3	0	0	0	13	7.8	
Marquette	12/17/13	15	0-2	.000	0-0	.000	0-0	.000	0	1	1	0.8	1	0	2	2	0	0	6	6.2	
USC Upstate	12/19/13	3	0-0	.000	0-0	.000	0-0	.000	0	0	0	0.7	0	0	1	0	0	0	0	5.2	
vs. Saint Mary's	12/22/13	5	0-0	.000	0-0	.000	0-1	.000	0	0	0	0.6	0	0	0	0	0	1	0	4.4	
vs. Boise State	12/23/13	2	0-0	.000	0-0	.000	0-0	.000	0	0	0	0.5	0	0	0	0	0	0	0	3.9	
vs. Akron	12/25/13	1	0-0	.000	0-0	.000	0-0	.000	0	0	0	0.4	0	0	0	0	0	0	0	3.4	
Akron	12/28/13	8	1-1	1.000	0-0	.000	1-1	1.000	0	0	0	0.4	0	0	3	1	1	0	3	3.4	
Marshall	12/30/13	17	0-2	.000	0-0	.000	4-4	1.000	0	1	1	0.5	1	0	1	0	0	0	4	3.5	
SC State	1/3/14	9	2-4	.500	1-3	.333	0-0	.000	0	1	1	0.5	2	0	0	0	0	0	5	3.6	
at Florida	1/8/14	7	0-1	.000	0-0	.000	0-0	.000	0	0	0	0.5	1	0	0	0	0	0	0	3.3	
LSU	1/11/14	14	1-1	1.000	0-0	.000	2-2	1.000	0	2	2	0.6	4	0	2	3	0	0	4	3.4	
at Texas A&M	1/15/14	13	0-2	.000	0-2	.000	0-0	.000	0	0	0	0.5	2	0	2	0	0	0	0	3.1	
Ole Miss	1/18/14	24	2-5	.400	2-5	.400	3-4	.750	0	3	3	0.7	4	0	3	3	0	1	9	3.5	
at Georgia	1/22/14	19	2-5	.400	2-3	.667	6-6	1.000	0	0	0	0.6	1	0	0	2	0	2	12	4.0	
at Missouri	1/25/14	10	0-1	.000	0-1	.000	0-0	.000	0	0	0	0.6	4	0	1	0	0	0	0	3.8	
Texas A&M	1/29/14	10	0-2	.000	0-1	.000	0-0	.000	0	0	0	0.6	1	0	2	1	0	1	0	3.6	
at Ole Miss	2/1/14																				
Auburn	2/5/14																				
at Tennessee	2/8/14																				
Vanderbilt	2/12/14																				
Alabama	2/15/14																				
at Arkansas	2/19/14																				
Georgia	2/22/14																				
at Auburn	2/26/14																				
Kentucky	3/1/14																				
Florida	3/4/14																				
at Miss. State	3/8/14																				

### SEASON NOTES

Posted six points and one assist in exhibition contest vs. USC Aiken (Nov. 3) ... Scored two points at the free throw line and dished one assist in college debut vs. Longwood (Nov. 9) ... Collected an assist at Clemson (Nov. 17) ... Huge off the bench with 16 points on 6-of-10 shooting, including four 3s in win vs. FIU (Nov. 24) ... Also dished five assists vs. the Panthers ... Scored double-digits off the bench for second-straight game, posting 13 points at No. 9/11 Oklahoma State (Dec. 6) ... Also dished three assists vs. the Cowboys ... Collected first steal of the season vs. Saint Mary's (Dec. 22) ... Saw action vs. Akron (Dec. 28), scoring three points and dishing three assists ... A perfect 4-of-4 from the free throw line in win vs. Marshall (Dec. 30) ... Scored five points vs. SC State (Jan. 3) ... Scored four points recorded two rebounds and two assists vs. LSU (Jan. 11) ... Recorded nine points, including a 2-for-5 effort from beyond the arc vs. Ole Miss (Jan. 18) ... Scored 12 points, hitting 2-of-5 from 3-point range and going a perfect 6-for-6 from the foul line, at Georgia (Jan. 22) ... Also recorded a season high two steals against the Bulldogs ... Recorded two assists and a steal vs. Texas A&M (Jan. 29) ...

### CAREER STATISTICS

Season	GP-GS	Min	Avg	FG	FGA	Pct	3FG	3FGA	Pct	FT	FTA	Pct	Off	Def	Tot	Avg	PF	FO	Ast	TO	Blk	Stl	Pts	Avg
2013-14	19-0	207	10.9	18	42	.429	12	27	.444	20	23	.870	0	11	11	0.6	26	0	27	15	1	5	68	3.6

### CAREER SEC STATISTICS

Season	GP-GS	Min	Avg	FG	FGA	Pct	3FG	3FGA	Pct	FT	FTA	Pct	Off	Def	Tot	Avg	PF	FO	Ast	TO	Blk	Stl	Pts	Avg
2014	7-0	97	13.9	5	17	.294	4	12	.333	11	12	.917	0	5	5	0.7	17	0	10	9	0	4	25	3.6





## #15 - REGGIE THEUS JR.

FRESHMAN | FORWARD | 6'6" | 210 | HS

LOS ANGELES, CALIF./FAIRFAX

### THEUS JR.'S SEASON HIGHS

#### POINTS

3, vs. Marshall (Dec. 30, 2013)

#### FIELD GOALS

1, twice, last vs. Marshall (Dec. 30, 2013)

#### FIELD GOAL ATTEMPTS

2, twice, last vs. Marshall (Dec. 30, 2013)

#### 3-POINT FIELD GOALS

-

#### 3-POINT FIELD GOAL ATTEMPTS

-

#### FREE THROWS

1, twice, vs. Texas A&M (Jan. 29, 2014)

#### FREE THROW ATTEMPTS

4, vs. Marshall (Dec. 30, 2013)

#### REBOUNDS

3, vs. Marshall (Dec. 30, 2013)

#### ASSISTS

1, vs. Marshall (Dec. 30, 2013)

#### BLOCKS

-

#### STEALS

1, twice, last at Georgia (Jan. 22, 2014)

#### MINUTES PLAYED

13, at Georgia (Jan. 22, 2014)

### 2013-14

Opponent	Date	GS	Min	FG-FGA	Pct	3FG-3FGA	Pct	FT-FTA	Pct	Off	Def	Tot	Avg	PF	FO	A	TO	Blk	Stl	Pts	Avg
Longwood	11/9/13	2	0-0	.000	0-0	.000	0-0	.000	0	0	0	0	0.0	0	0	0	0	0	0	0	0.0
at Baylor	11/12/13	-	-	-	-	-	-	-	-	-	-	-	-	-	-	-	-	-	-	-	-
at Clemson	11/17/13	1	0-1	.000	0-0	.000	0-0	.000	0	1	1	0.5	0	0	0	0	0	0	0	0	0.0
Fla. International	11/24/13	-	-	-	-	-	-	-	-	-	-	-	-	-	-	-	-	-	-	-	-
at Oklahoma St.	12/6/13	-	-	-	-	-	-	-	-	-	-	-	-	-	-	-	-	-	-	-	-
Marquette	12/17/13	2	0-0	.000	0-0	.000	0-0	.000	0	0	0	0.3	0	0	0	0	0	0	0	0	0.0
USC Upstate	12/19/13	-	-	-	-	-	-	-	-	-	-	-	-	-	-	-	-	-	-	-	-
vs. Saint Mary's	12/22/13	-	-	-	-	-	-	-	-	-	-	-	-	-	-	-	-	-	-	-	-
vs. Boise State	12/23/13	4	1-1	1.000	0-0	.000	0-0	.000	0	1	1	0.5	0	0	0	0	0	1	2	0.5	0.5
vs. Akron	12/25/13	-	-	-	-	-	-	-	-	-	-	-	-	-	-	-	-	-	-	-	-
Akron	12/28/13	4	0-2	.000	0-0	.000	0-0	.000	0	0	0	0.4	0	0	0	0	0	0	0	0	0.4
Marshall	12/30/13	4	1-2	.500	0-0	.000	1-4	.250	3	0	3	0.8	0	0	1	0	0	0	3	0.8	0.8
SC State	1/3/14	-	-	-	-	-	-	-	-	-	-	-	-	-	-	-	-	-	-	-	-
at Florida	1/8/14	-	-	-	-	-	-	-	-	-	-	-	-	-	-	-	-	-	-	-	-
LSU	1/11/14	-	-	-	-	-	-	-	-	-	-	-	-	-	-	-	-	-	-	-	-
at Texas A&M	1/15/14	+0	0-0	.000	0-0	.000	0-0	.000	0	0	0	0.7	1	0	0	0	0	0	0	0	0.7
Ole Miss	1/18/14	-	-	-	-	-	-	-	-	-	-	-	-	-	-	-	-	-	-	-	-
at Georgia	1/22/14	13	0-1	.000	0-0	.000	0-2	.000	0	1	1	0.8	3	0	1	0	0	0	0	0	0.6
at Missouri	1/25/14	-	-	-	-	-	-	-	-	-	-	-	-	-	-	-	-	-	-	-	-
Texas A&M	1/29/14	4	0-0	.000	0-0	.000	1-2	.500	0	0	0	0.7	1	0	0	0	0	0	1	0.7	0.7
at Ole Miss	2/1/14																				
Auburn	2/5/14																				
at Tennessee	2/8/14																				
Vanderbilt	2/12/14																				
Alabama	2/15/14																				
at Arkansas	2/19/14																				
Georgia	2/22/14																				
at Auburn	2/26/14																				
Kentucky	3/1/14																				
Florida	3/4/14																				
at Miss. State	3/8/14																				

### SEASON NOTES

Saw action in exhibition contest vs. USC Aiken (Nov. 3) ... Saw action vs. Longwood (Nov. 9) ... Collected one rebound at Clemson (Nov. 17) ... Scored first points of the season on jumper vs. Boise State (Dec. 23) ... Scored three points and collected three rebounds in win vs. Marshall (Dec. 30) ... Played a season high 13 minutes at Georgia (Jan. 22), grabbing one rebound ...

### CAREER STATISTICS

Season	GP-GS	Min	Avg	FG	FGA	Pct	3FG	3FGA	Pct	FT	FTA	Pct	Off	Def	Tot	Avg	PF	FO	Ast	TO	Blk	Stl	Pts	Avg
2013-14	9-0	34	3.8	2	7	.286	0	0	.000	2	8	.250	3	3	6	0.7	5	0	2	1	0	1	6	0.7

### CAREER SEC STATISTICS

Season	GP-GS	Min	Avg	FG	FGA	Pct	3FG	3FGA	Pct	FT	FTA	Pct	Off	Def	Tot	Avg	PF	FO	Ast	TO	Blk	Stl	Pts	Avg
2014	3-0	17	5.7	0	1	.000	0	0	.000	1	4	.250	0	1	1	0.3	5	0	1	0	0	0	1	0.3



## #0 - SINDARIUS THORNWELL

FRESHMAN | GUARD | 6'5" | 206 | HS  
LANCASTER, S.C./OAK HILL ACADEMY (WILSON, VA.)

### THORNWELL'S SEASON HIGHS

#### POINTS

26, at Georgia (Jan. 22, 2014)

#### FIELD GOALS

9, vs. LSU (Jan. 11, 2014)

#### FIELD GOAL ATTEMPTS

18, vs. USC Upstate (Dec. 19, 2013)

#### 3-POINT FIELD GOALS

4, vs. Ole Miss (Jan. 18, 2014)

#### 3-POINT FIELD GOAL ATTEMPTS

10, vs. USC Upstate (Dec. 19, 2013)

#### FREE THROWS

10, vs. Manhattan (Dec. 17, 2013)

#### FREE THROW ATTEMPTS

13, vs. Manhattan (Dec. 17, 2013)

#### REBOUNDS

11, vs. Ole Miss (Jan. 18, 2014)

#### ASSISTS

4, 3x, last at Georgia (Jan. 22, 2014)

#### BLOCKS

2, twice, last vs. Ole Miss (Jan. 18, 2014)

#### STEALS

3, twice at Florida (Jan. 8, 2014)

#### MINUTES PLAYED

37, vs. Ole Miss (Jan. 18, 2014)

### 2013-14

Opponent	Date	GS	Min	FG-FA	Pct	3FG-FA	Pct	FT-FTA	Pct	Off	Def	Tot	Avg	PF	FO	A	TO	Blk	Stl	Pts	Avg
Longwood	11/9/13	*	26	4-10	.400	0-3	.000	6-7	.857	1	3	4	4.0	3	0	3	2	2	1	14	14.0
at Baylor	11/12/13	*	32	6-13	.461	1-2	.500	7-10	.700	1	3	4	4.0	4	0	0	2	0	3	20	17.0
at Clemson	11/17/13	*	31	3-5	.600	1-1	1.000	3-3	1.000	1	3	4	4.0	1	0	0	1	0	2	10	14.7
Fla. International	11/24/13	*	26	4-10	.400	0-1	.000	0-2	.000	1	2	3	3.8	3	0	4	1	1	0	8	13.0
at Oklahoma St.	12/6/13	*	20	2-7	.285	2-3	.667	1-2	.500	1	0	1	3.2	4	0	0	4	0	0	7	11.8
Manhattan	12/17/13	*	36	3-9	.333	1-2	.500	10-13	.769	2	3	5	3.5	0	0	3	1	1	1	17	12.7
USC Upstate	12/19/13	*	29	6-18	.333	3-10	.300	4-6	.667	2	5	7	4.0	4	0	3	5	0	1	19	13.6
vs. Saint Mary's	12/22/13	*	34	5-12	.416	0-1	.000	3-4	.750	2	3	5	4.1	1	0	3	0	0	0	13	13.5
vs. Boise State	12/23/13	*	18	0-6	.000	0-1	.000	1-2	.500	1	0	1	3.8	3	0	0	2	0	1	1	12.1
vs. Akron	12/25/13	*	29	4-11	.363	0-2	.000	4-5	.800	0	4	4	3.8	2	0	2	2	1	2	12	12.1
Akron	12/28/13	*	20	3-7	.428	2-3	.667	0-2	.000	3	0	3	3.7	3	0	2	1	1	1	8	11.7
Marshall	12/30/13	*	9	1-3	.333	0-0	.000	1-2	.500	0	1	1	3.5	3	0	1	0	0	0	3	11.0
SC State	1/3/14	*	22	1-6	.167	1-3	.333	5-6	.833	0	4	4	3.5	3	0	1	0	0	0	8	10.8
at Florida	1/8/14	*	27	3-5	.600	2-2	1.000	2-4	.500	0	4	4	3.6	3	0	1	4	0	3	10	10.7
LSU	1/11/14	*	35	9-13	.692	1-3	.333	6-9	.667	1	4	5	3.7	4	0	2	3	1	1	25	11.7
at Texas A&M	1/15/14	*	21	2-7	.290	0-1	.000	1-1	1.000	1	0	1	3.5	5	0	2	5	0	0	5	11.3
Ole Miss	1/18/14	*	37	7-16	.438	4-7	.571	6-10	.600	5	6	11	3.9	3	0	4	5	2	1	24	12.0
at Georgia	1/22/14	*	29	8-12	.667	1-1	1.000	9-12	.750	1	3	4	3.9	4	0	4	5	0	1	26	12.8
at Missouri	1/25/14	*	24	5-13	.385	1-6	.167	3-3	1.000	1	3	4	3.9	5	1	4	5	0	1	14	12.8
Texas A&M	1/29/14	*	26	5-8	.625	1-3	.333	8-8	1.000	0	4	4	4.0	3	0	3	0	1	1	19	13.2
at Ole Miss	2/1/14																				
Auburn	2/5/14																				
at Tennessee	2/8/14																				
Vanderbilt	2/12/14																				
Alabama	2/15/14																				
at Arkansas	2/19/14																				
Georgia	2/22/14																				
at Auburn	2/26/14																				
Kentucky	3/1/14																				
Florida	3/4/14																				
at Miss. State	3/8/14																				

### CAREER STATISTICS

Season	GP-GS	Min	Avg	FG	FGA	Pct	3FG	3FGA	Pct	FT	FTA	Pct	Off	Def	Tot	Avg	PF	FO	Ast	TO	Blk	Stl	Pts	Avg
2013-14	20-20	531	26.6	81	191	.424	21	55	.382	80	111	.721	24	55	79	4.0	61	2	42	48	10	20	263	13.2

### CAREER SEC STATISTICS

Season	GP-GS	Min	Avg	FG	FGA	Pct	3FG	3FGA	Pct	FT	FTA	Pct	Off	Def	Tot	Avg	PF	FO	Ast	TO	Blk	Stl	Pts	Avg
2014	7-7	199	28.4	39	74	.527	10	23	.435	35	47	.745	9	24	33	4.7	27	2	20	27	4	8	123	17.6

### SEASON NOTES

Marked nearly every stat column with 14 points, all in the second half, four rebounds, three assists, two blocks and one steal in college debut vs. Longwood (Nov. 9) ... Scored first 20-point game of his career at Baylor (Nov. 12), posting 20 on 6-of-13 shooting from the field and a 7-of-10 effort from the free throw line ... Also collected a team high three steals vs. the Bears ... Scored 10 points, and collected two steals in first-career game vs. archrival Clemson (Nov. 17) ... Dished four assists vs. FIU (Nov. 24) ... Played a season high 36 minutes vs. Manhattan (Dec. 17), scoring a team high 17 points, hitting 10-of-13 attempts from the free throw line ... Posted 19 points, hitting three 3s on 10 attempts, while dishing three assists vs. USC Upstate (Dec. 19) ... Solid in three games at Diamond Head Classic, scored 13 points to begin tournament in win vs. Saint Mary's (Dec. 22), also dished two assists vs. the Gaels ... Struggled vs. Boise State (Dec. 23), going 0-6 from the field, but rebounded with 12-point effort in win vs. Akron (Dec. 25) ... Also dished two assists and posted two steals vs. the Zips ... Went 2-of-2 beyond the arc as he posted 10 points go with four rebounds and a season high three steals at No. 10/11 Florida ... Posted 25 points on career best nine field goals vs. LSU (Jan. 11) as he also went 6-of-9 from the foul line to go with five rebounds and two assists ... Scored five points and had two assists at Texas A&M (Jan. 15) ... Posted a first career double-double vs. Ole Miss (Jan. 18) with 24 points and a season high 11 rebounds ... Also had season best four 3-point field goals in 37 minutes against the Rebels ... Scored a career high 26 points on 8-of-12 shooting, including nine made free throws, at Georgia (Jan. 22) ... Also tied a season high in assists with four assists against the Bulldogs ... Scored 14 points in 24 minutes at Missouri (Jan. 25) ... Also recorded four rebounds and four assists against the Tigers ... Recorded 19 points on 5-of-8 shooting, including an 8-for-8 effort from the foul line Texas A&M (Jan. 29) ...



## AN INDIVIDUAL ...

Scored 20 or more points:	South Carolina: Brenton Williams (32), at Missouri, Jan. 25, 2014 in Columbia, Mo. Opponent: Jabari Brown (24), Jordan Clarkson (22), Missouri, Jan. 25, 2014 in Columbia, Mo.
Scored 30 or more points:	South Carolina: Brenton Williams (32) at Missouri, Jan. 25, 2014 in Columbia, Mo. Opponent: Anthony Drmic (3), Boise State, Dec. 23, 2013 in Honolulu, Hawaii
Scored 35 or more points:	South Carolina: Brenton Williams (38) vs. Miss. State, March 6, 2013 in Columbia, S.C. Opponent: Joe Crawford (Kentucky), 35, March 5, 2008 in Columbia, S.C.
Scored 40 or more points:	South Carolina: N/A thru 1992-93 season Opponent: Austin Carr (Notre Dame), 43, Dec. 30, 1969 in New Orleans, La.
Collected 20 or more rebounds:	South Carolina: Emmett Hall, 23 vs. College of Charleston, Dec. 22, 1993 in Columbia, S.C. Opponent: Ekpe Udoh (Baylor), 20, Jan. 2, 2010 in Columbia, S.C.
Collected 15 or more rebounds:	South Carolina: Lakeem Jackson, 15, vs. UALR, Nov. 25, 2012 in Puerto Vallarta, Mexico Opponent: Jared Sullinger (Ohio State), 19, Dec. 18, 2010 in Columbus, Ohio
Made 12 or more field goals:	South Carolina: Devan Downey, 12 vs. Georgia, Jan. 30, 2010 in Columbia, S.C. Opponent: Johnny O'Bryant III, 13, LSU, Feb. 14, 2013 in Columbia, S.C.
Made 10 or more field goals:	South Carolina: Brenton Williams (10) vs. Miss. State, March 6, 2013 in Columbia, S.C. Opponent: Elston Turner (10), Texas A&M, March 2, 2013 in College Station, Texas
Attempted 20 or more field goals:	South Carolina: Bruce Ellington (20) vs. Tennessee, Feb 25, 2012, in Columbia, S.C. Opponent: Tristan Carey (20), Longwood, Nov. 9, 2013 in Columbia, S.C.
Attempted 25 or more field goals:	South Carolina: Devan Downey, 25, at Kentucky, Feb. 25, 2010 in Lexington, Ky. Opponent: Kemmy Burgess (Alaska-Anchorage), 26, Nov. 24, 2005 in Anchorage, Alaska
Dished 10 or more assists:	South Carolina: Devan Downey, 11, vs. LSU, March 13, 2008 in Atlanta, Ga. Opponent: 11, Dee Bost, Mississippi State, Feb. 29, 2012 in Columbia, S.C.
Swiped 5 or more steals:	South Carolina: Brenton Williams, 5, vs. Western Carolina, Nov. 11, 2011 in Columbia, S.C. Opponent: 5, Jarell Martin, LSU, Jan. 11, 2014 in Columbia, S.C.
Blocked 5 or more shots:	South Carolina: Damontre Harris, 5, vs. Georgia, Feb. 15, 2012 in Columbia, S.C. Opponent: K.J. McDaniels (7), Clemson, Nov. 17, 2013
Made 5 or more 3-point field goals:	South Carolina: Brenton Williams (7) at Missouri, Jan. 25, 2014 in Columbia, Mo. Opponent: Brady Heslip (5), Baylor, Nov. 12, 2013 in Waco, Texas
Attempted 8 or more 3-point field goals:	South Carolina: Brenton Williams (8), Texas A&M, Jan. 29, 2014 in Columbia, S.C. Opponent: Marshall Henderson (12), Ole Miss, Jan. 18, 2014 in Columbia, S.C.
Made 10 or more free throws:	South Carolina: Sindarius Thornwell (10), vs. Manhattan, Dec. 17, 2013 in Columbia, S.C. Opponent: Anthony Perez (10), Ole Miss, Jan. 18, 2014 in Columbia, S.C.
Attempted 15 or more free throws:	South Carolina: Mike Boynton (19) vs. Arkansas, March 11, 2004 in Atlanta, Ga. Opponent: Shawn Smith (15), Marshall (Dec. 30, 2013) in Columbia, S.C.
Played all 40 minutes of regulation:	South Carolina: Devan Downey, 40, vs. Tennessee, March 14, 2008 in Atlanta, Ga. Opponent: Frank Sullivan, Auburn, Jan. 12, 2013 in Columbia, S.C.
A player hit a last-second shot (within 3 seconds) to win a game:	South Carolina: Bruce Ellington vs. Alabama, Jan. 25, 2012 in Columbia, S.C. Opponent: Brian Bryant, Mississippi State, Feb. 29, 2012 in Columbia, S.C.
A player had a double-double:	South Carolina: Michael Carrera (16 points, 11 rebounds), at Missouri, Jan. 25, 2014 in Columbia, Mo. Opponent: Ricardo Glenn (21 points, 14 rebounds), USC Upstate, Dec. 19, 2013 in Columbia, S.C.
Two or more players had a double-double:	S. Carolina: Michael Carrera (23 points, 10 rebounds) and Lakeem Jackson (11 points, 11 rebounds) at LSU, Jan. 16, 2013 in Baton Rouge, La. Opponent: Alex Oriakhi (18 points, 11 rebounds), Earnest Ross (21 points, 10 rebounds) Missouri, Jan. 22, 2013 in Columbia, Mo.
A player had a triple-double:	South Carolina: Sam Muldrow (16 points, 14 rebounds, 10 blocks) vs. Vanderbilt, Jan. 8, 2011 in Columbia, S.C. *** Only second triple-double in South Carolina history (Chuck Eidson (25 points, 10 rebounds, 10 assists) vs. SC State, Nov. 29, 2002 in Columbia, S.C. Opponent: Daniel Hackett (Southern California - 22 points, 10 rebounds, 10 assists), Nov. 17, 2007 in Columbia, S.C.
Scored 30 or more points in back-to-back games:	South Carolina: Devan Downey, 30 vs. Kentucky, Jan. 26, 2010 in Columbia, S.C. 33 vs. Georgia, Jan. 30, 2010, in Columbia, S.C.
Scored 25 or more points in back-to-back games:	South Carolina: Devan Downey, 33 vs. Georgia, Jan. 30, 2010, in Columbia, S.C. 26 at Tennessee, Feb. 6, 2010 in Knoxville, Tenn.

## A TEAM...

Scored 100 or more points:	South Carolina: 103 vs. The Citadel, Nov. 12, 2007 in Columbia, S.C. Opponent: 107, Vanderbilt, Feb. 17, 1996 in Nashville, Tenn.
Scored 50 points or less:	South Carolina: 36, vs. Florida, Jan. 30, 2013 in Gainesville, Fla. Opponent: 44, Longwood, Nov. 9, 2013 in Columbia, S.C.
Scored 50 points in a half:	South Carolina: 57 (1st half; Dec. 7, 2012) vs. Jacksonville, Dec. 7, 2012 in Columbia, S.C. Opponent: 52 (2nd half; Jan. 22, 2014) Georgia in Athens, Ga.
Failed to score 25 points in a half:	South Carolina: 22 1st half), at Missouri, Jan. 25, 2014 in Columbia, Mo. Opponent: 21 (2nd half), Akron, Dec. 28, 2013, in Columbia, S.C.



Collected 50 or more rebounds:	South Carolina: 50, vs. Longwood, Nov. 9, 2013 in Columbia, S.C. Opponent: 52, WKU, Nov. 27, 2010 in Bowling Green, Ky.
Shot 60% or better from the field:	South Carolina: 60.8% (31-51) at Western Carolina, Nov. 18, 2005 in Cullowhee, N.C. Opponent: 69.6% (32-46) Missouri, Feb. 28, 2013 in Columbia, S.C.
Shot 50% or better from the field:	South Carolina: 52.2% (24-46), vs. Texas A&M, Jan. 29, 2014 in Columbia, S.C. Opponent: 54.2% (26-48) at Missouri, Jan. 25, 2014 in Columbia, Mo.
Shot less than 30% from the field:	South Carolina: 28.1% (18-64), vs. LSU, Feb. 14, 2013 in Columbia, S.C. Opponent: 22.8% (13-57), Longwood, Nov. 9, 2013 in Columbia, S.C.
Shot 50% or better from 3-point range (at least 10 attempts):	South Carolina: 57.1% (8-14), at Georgia, Jan. 22, 2014 in Athens, Ga. Opponent 55.6% (10-18) Georgia, Jan. 22, 2014 in Athens, Ga.
Shot 20% or less from 3-point range (at least 10 attempts):	South Carolina: 10.0% (1-10), at Clemson, Nov. 17, 2013 in Clemson, S.C. Opponent: 7.1% (1-14), Marshall, Dec. 30, 2013 in Columbia, S.C.
Dished 20 or more assists:	South Carolina: 20, vs. Akron, Dec. 28, 2013, in Columbia, S.C. Opponent: 21, Georgia, Jan. 22, 2014 in Athens, Ga.
Made 35 or more shots:	South Carolina: 35 vs. Elon, Nov. 19, 2010 in Columbia, S.C. Opponent: 35, vs. Tennessee, March 5, 2009 in Columbia, S.C.
Attempted 80 or more shots:	South Carolina: 83 vs. WKU Nov. 27, 2010 in Bowling Green, Ky. Opponent: 83, LSU, Feb. 10, 1996 in Columbia, S.C.
Attempted 70 or more shots:	South Carolina: 72, vs. Providence, Dec. 1, 2011 in Columbia, S.C. Opponent: 79, WKU, Nov. 27, 2010 in Bowling Green, Ky.
Made 10 or more 3-pointers:	South Carolina: 10 at Missouri, Jan. 25, 2014 in Columbia, Mo. Opponent: 10, Georgia, Jan. 22, 2014 in Athens, Ga.
Did not make a 3-pointer:	South Carolina: 0, vs. Milwaukee, Nov. 11, 2012 in Columbia, S.C. Opponent: 0, Miss. State, Jan. 9, 2013 in Starkville, Miss.
Attempted 30 or more 3-pointers:	South Carolina: 31 vs. Alabama, Jan. 25, 2012 in Columbia, S.C. Opponent: 33, Milwaukee, Nov. 11, 2012 in Columbia, S.C.
Attempted 25 or more 3-pointers:	South Carolina: 27 vs. Rider, Nov. 19, 2012 in Columbia, S.C. Opponent: 27, Missouri, Jan. 22, 2013 in Columbia, Mo..
Made 30 or more free throws:	South Carolina: 32 vs. Vanderbilt, Jan. 28, 2009 in Columbia Opponent: 33, Georgia, Jan. 22, 2014 in Athens, Ga.
Attempted 40 or more free throws:	South Carolina: 44 vs. Georgia Southern, Nov. 16, 2009 in Columbia, S.C. Opponent: 50, Georgia, Jan. 22, 2014 in Athens, Ga.
Swiped 15 or more steals:	South Carolina: 15 vs. Vanderbilt, Jan. 16, 2010 in Columbia, S.C. Opponent: 17, Indiana, Nov. 8, 1998 in Indianapolis, Ind.
Blocked 12 or more shots:	South Carolina: 12, vs. Vanderbilt, Jan. 8, 2011 in Columbia, S.C. Opponent: 12, Clemson, Nov. 17, 2013 in Clemson, S.C.
Blocked 8 or more shots:	South Carolina: 8, vs. Longwood, Nov. 9, 2013 in Columbia, S.C. Opponent: 10, Ole Miss, Jan. 18, 2014 in Columbia, S.C.
Won by 30 or more points:	South Carolina: 38, vs. Longwood, Nov. 9, 2013 in Columbia, S.C. Opponent: 39, Florida, Jan. 30, 2013 in Gainesville, Fla.
Won by 20 or more points:	South Carolina: 28, vs. Texas A&M, Jan. 29, 2014 in Columbia, S.C. Opponent: 26, Boise State, Dec. 23, 2013 in Honolulu, Hawaii
Played a single overtime game:	Win: 82-73 at LSU, Jan. 16, 2013 in Baton Rouge, La. Loss: 62-54 at Georgia, Feb. 23, 2013 in Athens, Ga.
Played a double overtime game:	Win: 87-85 vs. WKU, Nov. 27, 2010 in Bowling Green, Ky. Loss: 98-88 vs. Louisville, Feb. 20, 1988 in Columbia, S.C.
South Carolina played a No. 1 Team in the country:	Win: 68-62 vs. Kentucky, Jan. 26, 2010 in Columbia, S.C. Loss: 86-52 loss vs. No. 1/1 Kentucky, Feb. 4, 2012 in Columbia, S.C.
South Carolina played a top-5 opponent:	Win: 68-62 vs. No. 1/1 Kentucky, Jan. 26, 2010 in Columbia, S.C. Loss: 75-36 loss to No. 4/4 Florida, Jan. 30, 2013 in Gainesville, Fla.
South Carolina played a top-10 opponent:	Win: 68-62 vs. No. 1/1 Kentucky, Jan. 26, 2010 in Columbia, S.C. Loss: 74-58 at No. 10/11 Florida, Jan. 8, 2014 in Gainesville, Fla.
South Carolina played a top-25 opponent:	Win: 83-75 (OT) win over No. 22/24 Vanderbilt, Jan. 8, 2011 in Columbia, S.C. Loss: 79-52 at No. 9/11 Oklahoma State, Dec. 6, 2013 in Stillwater, Okla.
South Carolina defeated a ranked opponent:	Home: 83-75 vs. No. 22/24 Vanderbilt, Jan. 8, 2011 in Columbia, S.C. <u>Away: 77-73 at No. 13/19 Vanderbilt, March 6, 2010 in Nashville, Tenn.</u> SEC Home: 83-75 vs. No. 22/24 Vanderbilt, Jan. 8, 2011 in Columbia, S.C. SEC Away: 77-73 at No. 13/19 Vanderbilt, March 6, 2010 in Nashville, Tenn. Non-conference away: 85-84 at No. 19/20 Baylor, Jan. 2, 2009 in Waco, Texas
A South Carolina win opened the season:	Home: 82-44, vs. Longwood, Nov. 9, 2013 in Columbia, S.C. Away: 81-63 win at Western Carolina, Nov. 12, 2005 in Cullowhee, N.C. Neutral: 74-61 win vs. Chaminade, Nov. 19, 2001 in Maui, Hawaii (Maui Invite)
South Carolina opened SEC play:	Home: 83-75 win vs. No. 22/24 Vanderbilt, Jan. 8, 2011 in Columbia, S.C. Away: 74-58 loss at No. 10/11 Florida, Jan. 8, 2014 in Gainesville, Fla.



# South Carolina Basketball

## South Carolina Combined Team Statistics (as of Jan 31, 2014)

### All games

RECORD:	OVERALL	HOME	AWAY	NEUTRAL
ALL GAMES	8-12	6-4	0-7	2-1
CONFERENCE	1-6	1-2	0-4	0-0
NON-CONFERENCE	7-6	5-2	0-3	2-1

#	Player	gp-gs	min	avg	Total		3-Point		F-Throw		Rebounds				pf	dq	a	to	blk	stl	pts	avg
					fg-fga	fg%	3fg-fga	3fg%	ft-fa	ft%	off	def	tot	avg								
00	THORNWELL, Sindari	20-20	531	26.6	81-191	.424	21-55	.382	80-111	.721	24	55	79	4.0	61	2	42	48	10	20	263	13.2
01	WILLIAMS, Brenton	20-11	522	26.1	74-183	.404	46-114	.404	63-66	.955	3	32	35	1.8	26	0	27	25	0	22	257	12.9
04	JOHNSON, Tyrone	16-9	430	26.9	52-133	.391	8-19	.421	67-89	.753	10	37	47	2.9	25	0	55	30	1	10	179	11.2
10	NOTICE, Duane	20-15	431	21.6	48-103	.466	10-31	.323	40-57	.702	13	34	47	2.4	38	1	57	48	3	10	146	7.3
24	CARRERA, Michael	19-6	352	18.5	44-103	.427	5-18	.278	41-60	.683	37	54	91	4.8	46	0	9	24	18	17	134	7.1
23	ELLINGTON, Bruce	3-2	69	23.0	6-21	.286	3-13	.231	2-2	1.000	2	2	4	1.3	8	0	5	4	2	3	17	5.7
21	HENRY, Demetrius	20-19	413	20.7	50-112	.446	0-0	.000	6-28	.214	38	44	82	4.1	72	5	8	18	15	12	106	5.3
25	KACINAS, Mindaugas	20-16	436	21.8	34-64	.531	0-1	.000	27-44	.614	40	51	91	4.6	66	3	6	36	11	17	95	4.8
14	CHATKEVICIUS, L.	19-1	219	11.5	40-62	.645	0-1	.000	5-10	.500	21	45	66	3.5	41	1	5	17	11	7	85	4.5
05	SHAW, Jaylen	19-0	207	10.9	18-42	.429	12-27	.444	20-23	.870	0	11	11	0.6	26	0	27	15	1	5	68	3.6
32	RINGER, Desmond	20-1	235	11.8	16-40	.400	0-0	.000	19-31	.613	18	26	44	2.2	47	0	6	13	4	1	51	2.6
35	STEELE, Brian	9-0	61	6.8	3-10	.300	3-8	.375	0-2	.000	2	2	4	0.4	9	1	4	3	0	3	9	1.0
20	MCKIE, Justin	11-0	54	4.9	3-13	.231	1-5	.200	2-4	.500	4	10	14	1.3	4	0	2	1	0	2	9	0.8
15	THEUS JR., Reggie	9-0	34	3.8	2-7	.286	0-0	.000	2-8	.250	3	3	6	0.7	5	0	2	1	0	1	6	0.7
12	CONSTABLE, Austin	3-0	6	2.0	0-2	.000	0-1	.000	0-0	.000	0	0	0	0.0	1	0	0	0	0	1	0	0.0
Team											42	36	78				7					
Total.....		20	4000		471-1086	.434	109-293	.372	374-535	.699	257	442	699	35.0	475	13	255	290	76	131	1425	71.2
Opponents.....		20	4000		441-1014	.435	113-358	.316	418-616	.679	218	424	642	32.1	440	-	257	284	94	147	1413	70.7

TEAM STATISTICS	SC	OPP
SCORING	1425	1413
Points per game	71.2	70.7
Scoring margin	+0.6	-
FIELD GOALS-ATT	471-1086	441-1014
Field goal pct	.434	.435
3 POINT FG-ATT	109-293	113-358
3-point FG pct	.372	.316
3-pt FG made per game	5.5	5.7
FREE THROWS-ATT	374-535	418-616
Free throw pct	.699	.679
F-Throws made per game	18.7	20.9
REBOUNDS	699	642
Rebounds per game	35.0	32.1
Rebounding margin	+2.9	-
ASSISTS	255	257
Assists per game	12.8	12.9
TURNOVERS	290	284
Turnovers per game	14.5	14.2
Turnover margin	-0.3	-
Assist/turnover ratio	0.9	0.9
STEALS	131	147
Steals per game	6.6	7.4
BLOCKS	76	94
Blocks per game	3.8	4.7
ATTENDANCE	92926	86703
Home games-Avg/Game	10-9293	7-9343
Neutral site-Avg/Game	-	3-7100

Date	Opponent		Score	Att.
11/9/13	LONGWOOD	w	82-44	8536
\$ 11/12/13	at Baylor	L	64-66	5706
11/17/13	at Clemson	L	57-71	7283
11/24/13	FIU	w	84-72	9869
# 12-06-13	at Oklahoma State	L	52-79	13611
12/17/13	MANHATTAN	L	68-86	7573
12/19/13	USC UPSTATE	L	68-74	7531
% 12/22/13	vs Saint Mary's	w	78-71	8093
% 12/23/13	vs Boise State	L	54-80	6438
% 12/25/13	vs Akron	w	69-59	6769
12/28/13	AKRON	w	78-45	7802
12/30/13	MARSHALL	w	92-65	7935
1/3/14	SC STATE	w	82-75	7357
* 1/8/14	at Florida	L	58-74	12147
* 1/11/14	LSU	L	68-71	12071
* 01/15/14	at Texas A&M	L	67-75	9257
* 1/18/14	OLE MISS	L	74-75	14302
* 01/22/14	at Georgia	L	76-97	5366
* 01/25/14	at Missouri	L	74-82	12033
* 1/29/14	TEXAS A&M	w	80-52	9950

\* = Conference game  
 % - Hawaiian Airlines Diamond Head Classic (Honolulu, Hawaii)  
 # - Big 12/SEC Challenge (Stillwater, Okla.)  
 \$ - ESPN College Hoops Marathon (Waco, Texas)

Score by Periods	1st	2nd	Totals
South Carolina	647	778	1425
Opponents	671	742	1413



# South Carolina Basketball

## South Carolina Combined Team Statistics (as of Jan 31, 2014)

### Conference games

RECORD:	OVERALL	HOME	AWAY	NEUTRAL
ALL GAMES	1-6	1-2	0-4	0-0
CONFERENCE	1-6	1-2	0-4	0-0
NON-CONFERENCE	0-0	0-0	0-0	0-0

##	Player	gp-gs	min	avg	Total		3-Point		F-Throw		Rebounds				pf	dq	a	to	blk	stl	pts	avg
					fg-fga	fg%	3fg-fga	3fg%	ft-fa	ft%	off	def	tot	avg								
00	THORNWELL, Sindari	7-7	199	28.4	39-74	.527	10-23	.435	35-47	.745	9	24	33	4.7	27	2	20	27	4	8	123	17.6
01	WILLIAMS, Brenton	7-7	235	33.6	29-81	.358	21-54	.389	33-36	.917	0	12	12	1.7	11	0	7	15	0	14	112	16.0
04	JOHNSON, Tyrone	3-0	68	22.7	7-26	.269	1-3	.333	12-15	.800	5	9	14	4.7	5	0	7	7	0	1	27	9.0
10	NOTICE, Duane	7-7	165	23.6	18-35	.514	3-11	.273	20-29	.690	4	10	14	2.0	15	0	19	21	1	3	59	8.4
24	CARRERA, Michael	7-3	139	19.9	15-37	.405	2-4	.500	16-25	.640	15	24	39	5.6	19	0	2	8	5	9	48	6.9
14	CHATKEVICIUS, L.	7-1	94	13.4	19-26	.731	0-1	.000	2-4	.500	7	18	25	3.6	20	1	2	11	5	4	40	5.7
05	SHAW, Jaylen	7-0	97	13.9	5-17	.294	4-12	.333	11-12	.917	0	5	5	0.7	17	0	10	9	0	4	25	3.6
32	RINGER, Desmond	7-1	102	14.6	5-12	.417	0-0	.000	10-13	.769	6	12	18	2.6	17	0	3	5	1	0	20	2.9
25	KACINAS, Mindaugas	7-3	104	14.9	5-10	.500	0-0	.000	7-11	.636	7	8	15	2.1	25	1	0	8	4	7	17	2.4
21	HENRY, Demetrius	7-6	121	17.3	6-20	.300	0-0	.000	2-10	.200	9	6	15	2.1	23	0	4	5	4	5	14	2.0
35	STEELE, Brian	3-0	25	8.3	2-5	.400	2-5	.400	0-2	.000	1	2	3	1.0	2	0	3	1	0	3	6	2.0
20	MCKIE, Justin	4-0	32	8.0	2-7	.286	1-2	.500	0-0	.000	1	7	8	2.0	3	0	2	1	0	1	5	1.3
15	THEUS JR., Reggie	3-0	17	5.7	0-1	.000	0-0	.000	1-4	.250	0	1	1	0.3	5	0	1	0	0	0	1	0.3
12	CONSTABLE, Austin	1-0	2	2.0	0-0	.000	0-0	.000	0-0	.000	0	0	0	0.0	0	0	0	0	0	0	0	0.0
Team											13	10	23					1				
Total.....		7	1400		152-351	.433	44-115	.383	149-208	.716	77	148	225	32.1	189	4	80	119	24	59	497	71.0
Opponents.....		7	1400		160-332	.482	44-125	.352	162-249	.651	67	153	220	31.4	156	-	102	108	28	60	526	75.1

TEAM STATISTICS	SC	OPP
SCORING	497	526
Points per game	71.0	75.1
Scoring margin	-4.1	-
FIELD GOALS-ATT	152-351	160-332
Field goal pct	.433	.482
3 POINT FG-ATT	44-115	44-125
3-point FG pct	.383	.352
3-pt FG made per game	6.3	6.3
FREE THROWS-ATT	149-208	162-249
Free throw pct	.716	.651
F-Throws made per game	21.3	23.1
REBOUNDS	225	220
Rebounds per game	32.1	31.4
Rebounding margin	+0.7	-
ASSISTS	80	102
Assists per game	11.4	14.6
TURNOVERS	119	108
Turnovers per game	17.0	15.4
Turnover margin	-1.6	-
Assist/turnover ratio	0.7	0.9
STEALS	59	60
Steals per game	8.4	8.6
BLOCKS	24	28
Blocks per game	3.4	4.0
ATTENDANCE	36323	38803
Home games-Avg/Game	3-12108	4-9701
Neutral site-Avg/Game	-	0-0

Date	Opponent		Score	Att.
* 1/8/14	at Florida	L	58-74	12147
* 1/11/14	LSU	L	68-71	12071
* 01/15/14	at Texas A&M	L	67-75	9257
* 1/18/14	OLE MISS	L	74-75	14302
* 01/22/14	at Georgia	L	76-97	5366
* 01/25/14	at Missouri	L	74-82	12033
* 1/29/14	TEXAS A&M	w	80-52	9950

\* = Conference game

% - Hawaiian Airlines Diamond Head Classic (Honolulu, Hawaii)

# - Big 12/SEC Challenge (Stillwater, Okla.)

\$ - ESPN College Hoops Marathon (Waco, Texas)

Score by Periods	1st	2nd	Totals
South Carolina	224	273	497
Opponents	235	291	526





# South Carolina Basketball

## South Carolina Team Game-by-Game Comparison (as of Jan 31, 2014)

### All games

Opponent	1st	2nd	Score	Mar	Total FG	FG Pct	3-Pointers	3FG Pct	Free Throws	FT Pct	Rebounds	Assist	T/Over	Block	Steal	Fouls
LONGWOOD	37/15	45/29	82-44	+38	28-57/13-57	.491/.228	6-20/4-22	.300/.182	20-24/14-22	.833/.636	50/27 +23	13/7	15/13	8/0	5/9	18/19
Baylor	39/38	25/28	64-66	(2)	18-50/19-50	.360/.380	3-8/6-17	.375/.353	25-36/22-41	.694/.537	35/46 (11)	14/12	8/15	4/6	9/4	29/26
Clemson	26/35	31/36	57-71	(14)	23-65/21-48	.354/.438	1-10/5-14	.100/.357	10-18/24-26	.556/.923	41/33 +8	7/14	13/12	2/12	6/8	21/20
FIU	39/42	45/30	84-72	+12	30-59/24-50	.508/.480	8-19/6-16	.421/.375	16-21/18-21	.762/.857	31/27 +4	19/13	13/16	3/3	5/9	15/18
Oklahoma State	15/39	37/40	52-79	(27)	16-45/25-56	.356/.446	6-11/5-22	.545/.227	14-22/24-32	.636/.750	36/32 +4	10/13	24/7	4/4	3/10	26/17
MANHATTAN	34/45	34/41	68-86	(18)	22-52/23-49	.423/.469	2-7/6-13	.286/.462	22-38/34-39	.579/.872	27/33 (6)	15/13	16/16	3/9	3/11	23/30
USC UPSTATE	37/33	31/41	68-74	(6)	23-69/24-56	.333/.429	8-29/6-21	.276/.286	14-20/20-35	.700/.571	45/45 -	15/17	12/14	5/5	9/8	24/17
Saint Mary's	33/27	45/44	78-71	+7	28-48/22-54	.583/.407	4-7/7-19	.571/.368	18-29/20-25	.621/.800	32/27 +5	12/11	11/11	3/2	6/3	24/20
Boise State	28/43	26/37	54-80	(26)	19-51/29-54	.373/.537	4-16/9-22	.250/.409	12-18/13-19	.667/.684	30/28 +2	6/16	18/9	4/3	3/7	18/22
Akron	25/31	44/28	69-59	+10	25-60/22-58	.417/.379	2-9/5-17	.222/.294	17-21/10-19	.810/.526	38/35 +3	12/10	10/16	3/8	6/5	21/19
AKRON	30/24	48/21	78-45	+33	28-63/13-40	.444/.325	8-15/4-16	.533/.250	14-19/15-23	.737/.652	34/27 +7	20/6	7/21	5/3	6/4	19/23
MARSHALL	36/31	56/34	92-65	+27	34-66/17-45	.515/.378	6-12/1-14	.500/.071	18-26/30-47	.692/.638	44/27 +17	19/9	11/16	4/6	7/2	32/26
SC STATE	44/33	38/42	82-75	+7	25-50/29-65	.500/.446	7-15/5-20	.467/.250	25-35/12-18	.714/.667	31/35 (4)	13/14	13/10	4/5	4/7	16/27
Florida	21/34	37/40	58-74	(16)	18-41/26-45	.439/.578	5-10/5-19	.500/.263	17-26/17-24	.654/.708	28/25 +3	9/16	21/15	0/4	7/10	20/19
LSU	30/32	38/39	68-71	(3)	20-48/22-56	.417/.393	4-11/5-18	.364/.278	24-34/22-35	.706/.629	32/42 (10)	10/13	19/19	4/4	9/14	28/24
Texas A&M	39/38	28/37	67-75	(8)	23-49/22-40	.469/.550	5-18/7-16	.278/.438	16-22/24-41	.727/.585	33/25 +8	15/14	17/11	2/3	9/6	31/20
OLE MISS	37/27	37/48	74-75	(1)	22-60/21-49	.367/.429	6-21/5-21	.286/.238	24-36/28-37	.667/.757	40/31 +9	15/9	21/20	5/10	9/12	29/27
Georgia	34/45	42/52	76-97	(21)	22-48/27-49	.458/.551	8-14/10-18	.571/.556	24-36/33-50	.667/.660	27/39 (12)	8/21	15/14	4/2	9/6	33/26
Missouri	22/38	52/44	74-82	(8)	23-59/26-48	.390/.542	10-26/8-17	.385/.471	18-22/22-33	.818/.667	32/33 (1)	12/18	11/11	2/3	5/2	29/17
TEXAS A&M	41/21	39/31	80-52	+28	24-46/16-45	.522/.356	6-15/4-16	.400/.250	26-32/16-29	.813/.552	33/25 +8	11/11	15/18	7/2	11/10	19/23

Note: Game totals are displayed in the format TEAM/OPPONENT for each category



South Carolina Basketball  
South Carolina Category Leaders (as of Jan 31, 2014)  
All games

Points	G	Pts	Pts/G
THORNWELL, Sindarius	20	263	13.2
WILLIAMS, Brenton	20	257	12.9
JOHNSON, Tyrone	16	179	11.2
NOTICE, Duane	20	146	7.3
CARRERA, Michael	19	134	7.1
HENRY, Demetrius	20	106	5.3
KACINAS, Mindaugas	20	95	4.8
CHATKEVICIUS, L.	19	85	4.5
SHAW, Jaylen	19	68	3.6
RINGER, Desmond	20	51	2.6
ELLINGTON, Bruce	3	17	5.7
STEELE, Brian	9	9	1.0
MCKIE, Justin	11	9	0.8

FG Percentage	FG	Att	Pct
CHATKEVICIUS, L.	40	62	.645
KACINAS, Mindaugas	34	64	.531
NOTICE, Duane	48	103	.466
HENRY, Demetrius	50	112	.446
SHAW, Jaylen	18	42	.429
CARRERA, Michael	44	103	.427
THORNWELL, Sindarius	81	191	.424
WILLIAMS, Brenton	74	183	.404
RINGER, Desmond	16	40	.400
JOHNSON, Tyrone	52	133	.391
STEELE, Brian	3	10	.300
THEUS JR., Reggie	2	7	.286
ELLINGTON, Bruce	6	21	.286

3-Point Percentage	3FG	Att	Pct
SHAW, Jaylen	12	27	.444
JOHNSON, Tyrone	8	19	.421
WILLIAMS, Brenton	46	114	.404
THORNWELL, Sindarius	21	55	.382
STEELE, Brian	3	8	.375
NOTICE, Duane	10	31	.323
CARRERA, Michael	5	18	.278
ELLINGTON, Bruce	3	13	.231
MCKIE, Justin	1	5	.200
CONSTABLE, Austin	0	1	.000
CHATKEVICIUS, L.	0	1	.000
KACINAS, Mindaugas	0	1	.000

Free Throw Percent	FG	Att	Pct
ELLINGTON, Bruce	2	2	1.000
WILLIAMS, Brenton	63	66	.955
SHAW, Jaylen	20	23	.870
JOHNSON, Tyrone	67	89	.753
THORNWELL, Sindarius	80	111	.721
NOTICE, Duane	40	57	.702
CARRERA, Michael	41	60	.683
KACINAS, Mindaugas	27	44	.614
RINGER, Desmond	19	31	.613
CHATKEVICIUS, L.	5	10	.500
MCKIE, Justin	2	4	.500
THEUS JR., Reggie	2	8	.250

Scoring Average	G	Pts	Avg/G
THORNWELL, Sindarius	20	263	13.2
WILLIAMS, Brenton	20	257	12.9
JOHNSON, Tyrone	16	179	11.2
NOTICE, Duane	20	146	7.3
CARRERA, Michael	19	134	7.1
ELLINGTON, Bruce	3	17	5.7
HENRY, Demetrius	20	106	5.3
KACINAS, Mindaugas	20	95	4.8
CHATKEVICIUS, L.	19	85	4.5
SHAW, Jaylen	19	68	3.6
RINGER, Desmond	20	51	2.6
STEELE, Brian	9	9	1.0

Field Goal Attempts	G	Att	Att/G
THORNWELL, Sindarius	20	191	9.6
WILLIAMS, Brenton	20	183	9.2
JOHNSON, Tyrone	16	133	8.3
HENRY, Demetrius	20	112	5.6
CARRERA, Michael	19	103	5.4
NOTICE, Duane	20	103	5.2

Field Goals Made	G	Made	Made/G
THORNWELL, Sindarius	20	81	4.1
WILLIAMS, Brenton	20	74	3.7
JOHNSON, Tyrone	16	52	3.3
HENRY, Demetrius	20	50	2.5
NOTICE, Duane	20	48	2.4

3-Point FG Attempts	G	Att	Att/G
WILLIAMS, Brenton	20	114	5.7
THORNWELL, Sindarius	20	55	2.8
NOTICE, Duane	20	31	1.6
SHAW, Jaylen	19	27	1.4
JOHNSON, Tyrone	16	19	1.2

3-Point FG Made	G	Made	Made/G
WILLIAMS, Brenton	20	46	2.3
THORNWELL, Sindarius	20	21	1.1
SHAW, Jaylen	19	12	0.6
NOTICE, Duane	20	10	0.5
JOHNSON, Tyrone	16	8	0.5

Free Throw Attempts	G	Att	Att/G
THORNWELL, Sindarius	20	111	5.6
JOHNSON, Tyrone	16	89	5.6
WILLIAMS, Brenton	20	66	3.3
CARRERA, Michael	19	60	3.2
NOTICE, Duane	20	57	2.9

Free Throws Made	G	Made	Made/G
THORNWELL, Sindarius	20	80	4.0
JOHNSON, Tyrone	16	67	4.2
WILLIAMS, Brenton	20	63	3.2
CARRERA, Michael	19	41	2.2
NOTICE, Duane	20	40	2.0



South Carolina Basketball  
South Carolina Category Leaders (as of Jan 31, 2014)  
All games

Rebounds	G	Reb	Reb/G
KACINAS, Mindaugas	20	91	4.6
CARRERA, Michael	19	91	4.8
HENRY, Demetrius	20	82	4.1
THORNWELL, Sindarius	20	79	4.0
CHATKEVICIUS, L.	19	66	3.5

Rebound Average	G	Reb	Avg/G
CARRERA, Michael	19	91	4.8
KACINAS, Mindaugas	20	91	4.6
HENRY, Demetrius	20	82	4.1
THORNWELL, Sindarius	20	79	4.0
CHATKEVICIUS, L.	19	66	3.5

Offensive Rebounds	G	No.	Avg/G
KACINAS, Mindaugas	20	40	2.0
HENRY, Demetrius	20	38	1.9
CARRERA, Michael	19	37	1.9
THORNWELL, Sindarius	20	24	1.2
CHATKEVICIUS, L.	19	21	1.1

Defensive Rebounds	G	No.	Avg/G
THORNWELL, Sindarius	20	55	2.8
CARRERA, Michael	19	54	2.8
KACINAS, Mindaugas	20	51	2.6
CHATKEVICIUS, L.	19	45	2.4
HENRY, Demetrius	20	44	2.2

Fouls	G	No.	Per/G
HENRY, Demetrius	20	72	3.6
KACINAS, Mindaugas	20	66	3.3
THORNWELL, Sindarius	20	61	3.1
RINGER, Desmond	20	47	2.4
CARRERA, Michael	19	46	2.4

Foulsouts	G	No.
HENRY, Demetrius	20	5
KACINAS, Mindaugas	20	3
THORNWELL, Sindarius	20	2
STEELE, Brian	9	1
CHATKEVICIUS, L.	19	1
NOTICE, Duane	20	1

Assists	G	No.	Ast/G
NOTICE, Duane	20	57	2.9
JOHNSON, Tyrone	16	55	3.4
THORNWELL, Sindarius	20	42	2.1
SHAW, Jaylen	19	27	1.4
WILLIAMS, Brenton	20	27	1.4

Steals	G	No.	Stl/G
WILLIAMS, Brenton	20	22	1.1
THORNWELL, Sindarius	20	20	1.0
KACINAS, Mindaugas	20	17	0.9
CARRERA, Michael	19	17	0.9
HENRY, Demetrius	20	12	0.6

Blocked Shots	G	No.	Blk/G
CARRERA, Michael	19	18	0.9
HENRY, Demetrius	20	15	0.8
KACINAS, Mindaugas	20	11	0.6
CHATKEVICIUS, L.	19	11	0.6
THORNWELL, Sindarius	20	10	0.5

Minutes	G	No.	Min/G
THORNWELL, Sindarius	20	531	26.6
WILLIAMS, Brenton	20	522	26.1
KACINAS, Mindaugas	20	436	21.8
NOTICE, Duane	20	431	21.6
JOHNSON, Tyrone	16	430	26.9

Turnovers	G	No.	TO/G
NOTICE, Duane	20	48	2.4
THORNWELL, Sindarius	20	48	2.4
KACINAS, Mindaugas	20	36	1.8
JOHNSON, Tyrone	16	30	1.9
WILLIAMS, Brenton	20	25	1.3





South Carolina Basketball  
South Carolina Team High/Low Analysis (as of Jan 31, 2014)  
All games

South Carolina - TEAM GAME HIGHS

POINTS	92	MARSHALL (12/30/13)
	84	FIU (11/24/13)
	82	SC STATE (1/3/14)
	82	LONGWOOD (11/9/13)
	80	TEXAS A&M (1/29/14)
FIELD GOALS MADE	34	MARSHALL (12/30/13)
	30	FIU (11/24/13)
FIELD GOAL ATTEMPTS	69	USC UPSTATE (12/19/13)
	66	MARSHALL (12/30/13)
FIELD GOAL PERCENTAGE	.583 (28-48)	vs Saint Mary's (12/22/13)
	.522 (24-46)	TEXAS A&M (1/29/14)
3 PT FIELD GOALS MADE	10	at Missouri (01/25/14)
	8	at Georgia (01/22/14)
	8	AKRON (12/28/13)
	8	USC UPSTATE (12/19/13)
	8	FIU (11/24/13)
3 PT FG ATTEMPTS	29	USC UPSTATE (12/19/13)
	26	at Missouri (01/25/14)
3 PT FG PERCENTAGE	.571 (8-14)	at Georgia (01/22/14)
	.571 (4-7)	vs Saint Mary's (12/22/13)
FREE THROWS MADE	26	TEXAS A&M (1/29/14)
	25	SC STATE (1/3/14)
	25	at Baylor (11/12/13)
FREE THROW ATTEMPTS	38	MANHATTAN (12/17/13)
	36	at Georgia (01/22/14)
	36	OLE MISS (1/18/14)
	36	at Baylor (11/12/13)
FREE THROW PERCENTAGE	.833 (20-24)	LONGWOOD (11/9/13)
	.818 (18-22)	at Missouri (01/25/14)
REBOUNDS	50	LONGWOOD (11/9/13)
	45	USC UPSTATE (12/19/13)
ASSISTS	20	AKRON (12/28/13)
	19	MARSHALL (12/30/13)
	19	FIU (11/24/13)
STEALS	11	TEXAS A&M (1/29/14)
	9	at Georgia (01/22/14)
	9	OLE MISS (1/18/14)
	9	at Texas A&M (01/15/14)
	9	LSU (1/11/14)
	9	USC UPSTATE (12/19/13)
	9	at Baylor (11/12/13)
BLOCKED SHOTS	8	LONGWOOD (11/9/13)
	7	TEXAS A&M (1/29/14)
TURNOVERS	24	at Oklahoma State (12-06-13)
	21	OLE MISS (1/18/14)
	21	at Florida (1/8/14)
FOULS	33	at Georgia (01/22/14)
	32	MARSHALL (12/30/13)



South Carolina Basketball  
South Carolina High/Low Analysis (as of Jan 31, 2014)  
All games

Opponent - GAME HIGHS

POINTS	97	at Georgia (01/22/14)
	86	MANHATTAN (12/17/13)
	82	at Missouri (01/25/14)
	80	vs Boise State (12/23/13)
	79	at Oklahoma State (12-06-13)
FIELD GOALS MADE	29	SC STATE (1/3/14)
	29	vs Boise State (12/23/13)
FIELD GOAL ATTEMPTS	65	SC STATE (1/3/14)
	58	vs Akron (12/25/13)
FIELD GOAL PERCENTAGE	.578 (26-45)	at Florida (1/8/14)
	.551 (27-49)	at Georgia (01/22/14)
3 PT FIELD GOALS MADE	10	at Georgia (01/22/14)
	9	vs Boise State (12/23/13)
3 PT FG ATTEMPTS	22	vs Boise State (12/23/13)
	22	at Oklahoma State (12-06-13)
	22	LONGWOOD (11/9/13)
3 PT FG PERCENTAGE	.556 (10-18)	at Georgia (01/22/14)
	.471 (8-17)	at Missouri (01/25/14)
FREE THROWS MADE	34	MANHATTAN (12/17/13)
	33	at Georgia (01/22/14)
FREE THROW ATTEMPTS	50	at Georgia (01/22/14)
	47	MARSHALL (12/30/13)
FREE THROW PERCENTAGE	.923 (24-26)	at Clemson (11/17/13)
	.872 (34-39)	MANHATTAN (12/17/13)
REBOUNDS	46	at Baylor (11/12/13)
	45	USC UPSTATE (12/19/13)
ASSISTS	21	at Georgia (01/22/14)
	18	at Missouri (01/25/14)
STEALS	14	LSU (1/11/14)
	12	OLE MISS (1/18/14)
BLOCKED SHOTS	12	at Clemson (11/17/13)
	10	OLE MISS (1/18/14)
TURNOVERS	21	AKRON (12/28/13)
	20	OLE MISS (1/18/14)
FOULS	30	MANHATTAN (12/17/13)
	27	OLE MISS (1/18/14)
	27	SC STATE (1/3/14)



South Carolina Basketball  
South Carolina High/Low Analysis (as of Jan 31, 2014)  
All games

South Carolina - GAME LOWS

POINTS	52	at Oklahoma State (12-06-13)
	54	vs Boise State (12/23/13)
	57	at Clemson (11/17/13)
	58	at Florida (1/8/14)
	64	at Baylor (11/12/13)
FIELD GOALS MADE	16	at Oklahoma State (12-06-13)
	18	at Baylor (11/12/13)
	18	at Florida (1/8/14)
FIELD GOAL ATTEMPTS	41	at Florida (1/8/14)
	45	at Oklahoma State (12-06-13)
FIELD GOAL PERCENTAGE	.333 (23-69)	USC UPSTATE (12/19/13)
	.354 (23-65)	at Clemson (11/17/13)
3 PT FIELD GOALS MADE	1	at Clemson (11/17/13)
	2	MANHATTAN (12/17/13)
	2	vs Akron (12/25/13)
3 PT FG ATTEMPTS	7	MANHATTAN (12/17/13)
	7	vs Saint Mary's (12/22/13)
3 PT FG PERCENTAGE	.100 (1-10)	at Clemson (11/17/13)
	.222 (2-9)	vs Akron (12/25/13)
FREE THROWS MADE	10	at Clemson (11/17/13)
	12	vs Boise State (12/23/13)
FREE THROW ATTEMPTS	18	at Clemson (11/17/13)
	18	vs Boise State (12/23/13)
FREE THROW PERCENTAGE	.556 (10-18)	at Clemson (11/17/13)
	.579 (22-38)	MANHATTAN (12/17/13)
REBOUNDS	27	MANHATTAN (12/17/13)
	27	at Georgia (01/22/14)
ASSISTS	6	vs Boise State (12/23/13)
	7	at Clemson (11/17/13)
STEALS	3	at Oklahoma State (12-06-13)
	3	MANHATTAN (12/17/13)
	3	vs Boise State (12/23/13)
BLOCKED SHOTS	0	at Florida (1/8/14)
	2	at Clemson (11/17/13)
	2	at Texas A&M (01/15/14)
	2	at Missouri (01/25/14)
TURNOVERS	7	AKRON (12/28/13)
	8	at Baylor (11/12/13)
FOULS	15	FIU (11/24/13)
	16	SC STATE (1/3/14)



South Carolina Basketball  
South Carolina High/Low Analysis (as of Jan 31, 2014)  
All games

Opponent - GAME LOWS

POINTS	44	LONGWOOD (11/9/13)
	45	AKRON (12/28/13)
	52	TEXAS A&M (1/29/14)
	59	vs Akron (12/25/13)
	65	MARSHALL (12/30/13)
FIELD GOALS MADE	13	LONGWOOD (11/9/13)
	13	AKRON (12/28/13)
FIELD GOAL ATTEMPTS	40	AKRON (12/28/13)
	40	at Texas A&M (01/15/14)
FIELD GOAL PERCENTAGE	.228 (13-57)	LONGWOOD (11/9/13)
	.325 (13-40)	AKRON (12/28/13)
3 PT FIELD GOALS MADE	1	MARSHALL (12/30/13)
	4	LONGWOOD (11/9/13)
	4	AKRON (12/28/13)
	4	TEXAS A&M (1/29/14)
3 PT FG ATTEMPTS	13	MANHATTAN (12/17/13)
	14	at Clemson (11/17/13)
	14	MARSHALL (12/30/13)
3 PT FG PERCENTAGE	.071 (1-14)	MARSHALL (12/30/13)
	.182 (4-22)	LONGWOOD (11/9/13)
FREE THROWS MADE	10	vs Akron (12/25/13)
	12	SC STATE (1/3/14)
FREE THROW ATTEMPTS	18	SC STATE (1/3/14)
	19	vs Boise State (12/23/13)
	19	vs Akron (12/25/13)
FREE THROW PERCENTAGE	.526 (10-19)	vs Akron (12/25/13)
	.537 (22-41)	at Baylor (11/12/13)
REBOUNDS	25	at Florida (1/8/14)
	25	at Texas A&M (01/15/14)
	25	TEXAS A&M (1/29/14)
ASSISTS	6	AKRON (12/28/13)
	7	LONGWOOD (11/9/13)
STEALS	2	MARSHALL (12/30/13)
	2	at Missouri (01/25/14)
BLOCKED SHOTS	0	LONGWOOD (11/9/13)
	2	vs Saint Mary's (12/22/13)
	2	at Georgia (01/22/14)
	2	TEXAS A&M (1/29/14)
TURNOVERS	7	at Oklahoma State (12-06-13)
	9	vs Boise State (12/23/13)
FOULS	17	at Oklahoma State (12-06-13)
	17	USC UPSTATE (12/19/13)
	17	at Missouri (01/25/14)





South Carolina Basketball  
South Carolina Player High/Low Analysis (as of Jan 31, 2014)  
All games

South Carolina - I N D I V I D U A L G A M E H I G H S

Points	32		WILLIAMS, Brenton at Missouri (01/25/14)
	26		THORNWELL, Sindarius at Georgia (01/22/14)
	25		THORNWELL, Sindarius vs LSU (1/11/14)
	24		THORNWELL, Sindarius vs Ole Miss (1/18/14)
	24		WILLIAMS, Brenton vs Akron (12/28/13)
Field Goals Made	9		THORNWELL, Sindarius vs LSU (1/11/14)
	8		WILLIAMS, Brenton at Missouri (01/25/14)
	8		THORNWELL, Sindarius at Georgia (01/22/14)
	8		WILLIAMS, Brenton vs Akron (12/28/13)
Field Goal Att.	18		THORNWELL, Sindarius vs USC Upstate (12/19/13)
	17		WILLIAMS, Brenton vs Akron (12/28/13)
FG Pct (min 5 made)	.857	(6-7)	CHATKEVICIUS, L. vs Ole Miss (1/18/14)
	.857	(6-7)	WILLIAMS, Brenton vs SC State (1/3/14)
	.857	(6-7)	HENRY, Demetrius vs Marshall (12/30/13)
3-Point FG Made	7		WILLIAMS, Brenton at Missouri (01/25/14)
	6		WILLIAMS, Brenton vs Akron (12/28/13)
3-Point FG Att.	14		WILLIAMS, Brenton at Missouri (01/25/14)
	10		THORNWELL, Sindarius vs USC Upstate (12/19/13)
3-Pt FG Pct (min 2 made)	1.000	(2-2)	THORNWELL, Sindarius at Florida (1/8/14)
	1.000	(2-2)	JOHNSON, Tyrone vs SC State (1/3/14)
	1.000	(2-2)	JOHNSON, Tyrone vs Marshall (12/30/13)
Free Throws Made	10		THORNWELL, Sindarius vs Manhattan (12/17/13)
	9		WILLIAMS, Brenton at Missouri (01/25/14)
	9		THORNWELL, Sindarius at Georgia (01/22/14)
	9		WILLIAMS, Brenton vs Ole Miss (1/18/14)
Free Throw Att.	13		THORNWELL, Sindarius vs Manhattan (12/17/13)
	12		THORNWELL, Sindarius at Georgia (01/22/14)
FT Pct (min 3 made)	1.000	(9-9)	WILLIAMS, Brenton at Missouri (01/25/14)
	1.000	(9-9)	WILLIAMS, Brenton vs Ole Miss (1/18/14)
	1.000	(8-8)	THORNWELL, Sindarius vs Texas A&M (1/29/14)
	1.000	(6-6)	NOTICE, Duane vs Texas A&M (1/29/14)
	1.000	(6-6)	SHAW, Jaylen at Georgia (01/22/14)
	1.000	(6-6)	WILLIAMS, Brenton at Texas A&M (01/15/14)
	1.000	(6-6)	JOHNSON, Tyrone vs Akron (12/25/13)
	1.000	(6-6)	WILLIAMS, Brenton vs FIU (11/24/13)
	1.000	(6-6)	CARRERA, Michael at Baylor (11/12/13)
	1.000	(5-5)	WILLIAMS, Brenton vs SC State (1/3/14)
	1.000	(5-5)	KACINAS, Mindaugas vs Akron (12/28/13)
	1.000	(4-4)	SHAW, Jaylen vs Marshall (12/30/13)
	1.000	(4-4)	WILLIAMS, Brenton vs Akron (12/25/13)
	1.000	(4-4)	WILLIAMS, Brenton vs Boise State (12/23/13)
	1.000	(4-4)	CARRERA, Michael vs Manhattan (12/17/13)
	1.000	(4-4)	WILLIAMS, Brenton at Baylor (11/12/13)
	1.000	(3-3)	THORNWELL, Sindarius at Missouri (01/25/14)
	1.000	(3-3)	RINGER, Desmond at Florida (1/8/14)
	1.000	(3-3)	THORNWELL, Sindarius at Clemson (11/17/13)
Rebounds	14		KACINAS, Mindaugas vs Longwood (11/9/13)
	12		KACINAS, Mindaugas at Clemson (11/17/13)
Assists	8		NOTICE, Duane vs SC State (1/3/14)
	8		JOHNSON, Tyrone at Baylor (11/12/13)
Steals	4		CARRERA, Michael at Texas A&M (01/15/14)
	3		WILLIAMS, Brenton vs Texas A&M (1/29/14)
	3		WILLIAMS, Brenton at Missouri (01/25/14)

	3	CARRERA, Michael vs Ole Miss (1/18/14)
	3	WILLIAMS, Brenton at Florida (1/8/14)
	3	THORNWELL, Sindarius at Florida (1/8/14)
	3	THORNWELL, Sindarius at Baylor (11/12/13)
Blocked Shots	4	CARRERA, Michael vs Marshall (12/30/13)
	2	KACINAS, Mindaugas vs Texas A&M (1/29/14)
	2	CARRERA, Michael vs Texas A&M (1/29/14)
	2	HENRY, Demetrius vs Texas A&M (1/29/14)
	2	HENRY, Demetrius at Georgia (01/22/14)
	2	CHATKEVICIUS, L. at Georgia (01/22/14)
	2	CHATKEVICIUS, L. vs Ole Miss (1/18/14)
	2	THORNWELL, Sindarius vs Ole Miss (1/18/14)
	2	CARRERA, Michael vs LSU (1/11/14)
	2	CARRERA, Michael vs SC State (1/3/14)
	2	KACINAS, Mindaugas vs Akron (12/28/13)
	2	HENRY, Demetrius vs Boise State (12/23/13)
	2	CHATKEVICIUS, L. vs Boise State (12/23/13)
	2	RINGER, Desmond vs USC Upstate (12/19/13)
	2	HENRY, Demetrius at Oklahoma State (12-06-13)
	2	CARRERA, Michael vs FIU (11/24/13)
	2	HENRY, Demetrius at Baylor (11/12/13)
	2	KACINAS, Mindaugas vs Longwood (11/9/13)
	2	CARRERA, Michael vs Longwood (11/9/13)
	2	THORNWELL, Sindarius vs Longwood (11/9/13)
Turnovers	6	NOTICE, Duane vs SC State (1/3/14)
	6	CARRERA, Michael at Oklahoma State (12-06-13)
Fouls	5	THORNWELL, Sindarius at Missouri (01/25/14)
	5	KACINAS, Mindaugas at Georgia (01/22/14)
	5	CHATKEVICIUS, L. at Georgia (01/22/14)
	5	THORNWELL, Sindarius at Texas A&M (01/15/14)
	5	STEELE, Brian vs Marshall (12/30/13)
	5	HENRY, Demetrius vs Marshall (12/30/13)
	5	HENRY, Demetrius vs Saint Mary's (12/22/13)
	5	HENRY, Demetrius vs USC Upstate (12/19/13)
	5	KACINAS, Mindaugas vs Manhattan (12/17/13)
	5	HENRY, Demetrius at Oklahoma State (12-06-13)
	5	HENRY, Demetrius at Clemson (11/17/13)
	5	KACINAS, Mindaugas at Baylor (11/12/13)
	5	NOTICE, Duane vs Longwood (11/9/13)



South Carolina Basketball  
South Carolina Opponent High/Low Analysis (as of Jan 31, 2014)  
All games

OPPONENT INDIVIDUAL GAME HIGHS

Points	30		DRMIC,Anthony vs Boise State (12/23/13)
	26		Beamon, George vs Manhattan (12/17/13)
	24		BROWN, Jabari at Missouri (01/25/14)
	22		CLARKSON, Jordan at Missouri (01/25/14)
	22		Djurisic, Nemanja at Georgia (01/22/14)
	22		Perez, Anthony vs Ole Miss (1/18/14)
	22		Jamal Jones at Texas A&M (01/15/14)
	22		MURPHY, Tymell vs FIU (11/24/13)
Field Goals Made	10		DRMIC,Anthony vs Boise State (12/23/13)
	9		MURPHY, Tymell vs FIU (11/24/13)
Field Goal Att.	20		CAREY, Tristan vs Longwood (11/9/13)
	17		Henderson, Marshall vs Ole Miss (1/18/14)
	17		DRMIC,Anthony vs Boise State (12/23/13)
FG Pct (min 5 made)	1.000	(6-6)	Djurisic, Nemanja at Georgia (01/22/14)
	1.000	(5-5)	Prather, Casey at Florida (1/8/14)
3-Point FG Made	5		Heslip, Brady at Baylor (11/12/13)
	4		BROWN, Jabari at Missouri (01/25/14)
3-Point FG Att.	12		Henderson, Marshall vs Ole Miss (1/18/14)
	10		GREENE, Ty vs USC Upstate (12/19/13)
	10		Heslip, Brady at Baylor (11/12/13)
	10		CAREY, Tristan vs Longwood (11/9/13)
3-Pt FG Pct (min 2 made)	1.000	(3-3)	Djurisic, Nemanja at Georgia (01/22/14)
	1.000	(2-2)	Shawn Smith at Texas A&M (01/15/14)
	1.000	(2-2)	PALMER,Daryll vs SC State (1/3/14)
	1.000	(2-2)	Alvarado, Michael vs Manhattan (12/17/13)
	1.000	(2-2)	FILER, Adonis at Clemson (11/17/13)
Free Throws Made	11		SMITH, Shawn vs Marshall (12/30/13)
	10		Perez, Anthony vs Ole Miss (1/18/14)
	10		Alvarado, Michael vs Manhattan (12/17/13)
Free Throw Att.	15		SMITH, Shawn vs Marshall (12/30/13)
	13		Summers, Jarvis vs Ole Miss (1/18/14)
FT Pct (min 3 made)	1.000	(8-8)	ROPER, Jordan at Clemson (11/17/13)
	1.000	(7-7)	Beamon, George vs Manhattan (12/17/13)
	1.000	(6-6)	Gaines, Kenny at Georgia (01/22/14)
	1.000	(6-6)	Kates, Donovan vs Manhattan (12/17/13)
	1.000	(6-6)	BUCKLES, Rakeem vs FIU (11/24/13)
	1.000	(6-6)	McDANIELS, K.J. at Clemson (11/17/13)
	1.000	(4-4)	Mann, Charles at Georgia (01/22/14)
	1.000	(4-4)	Wilbekin, Scottie at Florida (1/8/14)
	1.000	(4-4)	LEVESQUE, Beau vs Saint Mary's (12/22/13)
	1.000	(4-4)	FRINK, Jerome vs FIU (11/24/13)
	1.000	(3-3)	ROSS, Earnest at Missouri (01/25/14)
	1.000	(3-3)	Smart, Marcus at Oklahoma State (12-06-13)
	1.000	(3-3)	PORCHER JIMENEZ, M. vs FIU (11/24/13)
Rebounds	14		GLENN, Ricardo vs USC Upstate (12/19/13)
	12		Prince, Taurean at Baylor (11/12/13)
Assists	7		Alex Caruso at Texas A&M (01/15/14)
	6		BROWN, Jabari at Missouri (01/25/14)
	6		Summers, Jarvis vs Ole Miss (1/18/14)
	6		HOLT, Stephen vs Saint Mary's (12/22/13)
	6		Alvarado, Michael vs Manhattan (12/17/13)
Steals	5		MARTIN, Jarell vs LSU (1/11/14)
	4		Beamon, George vs Manhattan (12/17/13)

Blocked Shots	7	McDANIELS, K.J. at Clemson (11/17/13)
	4	Jones, Aaron vs Ole Miss (1/18/14)
	4	Brown, Rhamel vs Manhattan (12/17/13)
	4	Pankey, Ashton vs Manhattan (12/17/13)
Turnovers	11	CANTY, Kareem vs Marshall (12/30/13)
	7	DIGGS, Quincy vs Akron (12/28/13)
Fouls	5	Mann, Charles at Georgia (01/22/14)
	5	Jones, Aaron vs Ole Miss (1/18/14)
	5	Cox, Demarco vs Ole Miss (1/18/14)
	5	Saiz, Sebastian vs Ole Miss (1/18/14)
	5	THOMAS, Chris vs Marshall (12/30/13)
	5	TAYLOR, Ryan vs Marshall (12/30/13)
	5	Pankey, Ashton vs Manhattan (12/17/13)