

SOUTH CAROLINA WOMEN'S BASKETBALL



Be the change.

Game Information

Date: Thursday, January 30, 2014, 7 p.m.
Site: Columbia, S.C. • Colonial Life Arena (18,000)
Tickets: \$7 adult, \$4 youth (17 and under)
TV: None
Radio: WNKT 107.5 FM, WISW 1320 AM (Brad Muller); GamecocksOnline.com
Live Video: GamecocksOnline.com
Live Stats: GamecocksOnline.com

South Carolina Gamecocks 18-2,6-1 SEC

Ranking: 7/8 (AP/Coaches)
Head Coach: Dawn Staley
Record at SC: 110-68 (6th)
Career Rec.: 282-148 (14th)
vs. Ole Miss: 7-3
Top Scorer: Mitchell (15.3 ppg)
Top Rebounder: Coates (7.9 rpg)



vs.



Ole Miss Rebels 10-11, 1-6 SEC

Ranking: -/-
Head Coach: Matt Insell
Rec. at OM: 10-11 (1st)
Career Rec.: 10-11 (1st)
vs. SC: 0-0
Top Scorer: McFarland (16.4 ppg)
Top Rebounder: Faleru (9.6 rpg)

Series History: OM leads 17-16
In Columbia: SC leads 9-5
In Oxford: OM leads 8-5
Neutral Site: OM leads 4-2

2013-14 Schedule

Nov. 1	North Greenville (Exh.)	W, 96-35
Nov. 8	Charleston Southern	W, 99-29
Nov. 10	Louisiana Tech	W, 68-45
Nov. 14	C. of Charleston (FSSO)	W, 81-54
Nov. 17	Seton Hall	W, 88-67
Nov. 20	at Clemson	W, 68-43
Nov. 23	at San Diego State	W, 88-54
Nov. 25	at Southern Cal (Pac-12)	W, 70-50
Dec. 2	NC Central (FSSO)	W, 79-27
Dec. 8	at Charlotte	W, 76-61
<i>Carolinas Challenge</i>		
Dec. 18	vs. #14/13 North Carolina	L, 66-74
Dec. 20	Winthrop	W, 69-61
Dec. 22	SC State (FSSO)	W, 70-26
Dec. 28	Savannah State (FSSO)	W, 82-40
Jan. 2	at Arkansas*	W, 55-51
Jan. 5	Vanderbilt* (ESPN2)	W, 76-66
Jan. 9	#9/10 Kentucky*	W, 68-59
Jan. 12	at Auburn* (SPSO)	W, 72-66
Jan. 16	at #25/21 Texas A&M* (FSW)	L, 65-67 (ot)
Jan. 19	Alabama*	W, 77-51
Jan. 26	at #16/19 Vanderbilt* (ESPN2)	W, 61-57
Jan. 30	Mississippi*	7 p.m.
Feb. 2	Missouri*	3 p.m.
Feb. 6	at Mississippi State*	8 p.m.
Feb. 9	Arkansas* (SECTV)	2 p.m.
Feb. 16	at LSU* (ESPN2)	3:30 p.m.
Feb. 20	at Kentucky* (FSSO)	7 p.m.
Feb. 23	Florida* (SPSO)	1 p.m.
Feb. 27	Georgia*	7 p.m.
Mar. 2	at Tennessee* (ESPN2)	2:30 p.m.

* indicates SEC game

All Times Listed as Eastern and are subject to change
 Television outlet listed in parentheses – FSSO is Fox Sports South/Fox Sports Carolinas; SPSO is SportSouth; FSW is Fox Sports Southwest; SECTV is SEC over-the-air syndicated package













South Carolina Notables

- This is the Gamecocks' 40th season as a varsity sport, the sixth with head coach Dawn Staley at the helm. It is South Carolina's 23rd season in the SEC.
- South Carolina is 6-1 in SEC play for the first time in school history. The Gamecocks' best ever start in conference play was an 8-0 mark in the Metro in 1987-88.
- SEC offenses are clearly guard dominated this season with just eight of the league's top-25 scorers playing forward or center. The Gamecocks have the league's most productive frontcourt as the only team with multiple non-guard entries on the list in junior forward Aleighsa Welch (13.7 ppg, 15th) and freshman center Alaina Coates (11.7 ppg, 25th).
- Sophomore guard Tiffany Mitchell has proven her ability to deliver in the clutch this season. She scored five points in the final 20 seconds of regulation at Texas A&M (Jan. 16) to send the game into overtime, and she netted four points in 18 seconds with the Gamecocks tied at Vanderbilt (Jan. 26) with under a minute left to help deliver the win. In South Carolina's seven games decided by fewer than 10 points, Mitchell averages 5.6 points in the last five minutes, shooting 64.7 percent (11-of-17) from the field and 76.5 percent (13-of-17) from the free throw line.

Tale of the Tape

Ole Miss				South Carolina			
Overall	SEC Rank	SEC Only	SEC Rank	Overall	SEC Rank	SEC Only	SEC Rank
10-11		1-6		18-2		6-1	
8-4		1-3		11-0		3-0	
2-5		0-3		7-1		3-1	
0-2				0-1			
75.2	5th	72.4	3rd	73.9	7th	67.7	T-7th
73.9	14th	81.6	14th	52.2	2nd	59.6	2nd
.401	14th	.398	9th	.486	1st	.473	2nd
.420	12th	.483	14th	.339	1st	.340	1st
.286	12th	.336	6th	.363	5th	.429	T-3rd
.280	4th	.457	14th	.255	2nd	.293	4th
.662	9th	.669	10th	.649	11th	.675	9th
15.2		13.0		17.2		14.6	
42.6	5th	36.1	10th	41.4	7th	42.0	3rd
+0.1	12th	-5.4	12th	+10.3	2nd	+8.4	2nd
13.6	13th	14.1	T-4th	15.7	T-7th	14.0	T-6th
+2.3	6th	+0.3	8th	+0.0	11th	-7.4	14th
8.2	8th	8.6	3rd	6.9	T-13th	4.7	13th
2.7	12th	2.0	13th	6.8	1st	8.3	1st

2013-14 South Carolina Media Roster

0		India Farmer 6-0 • Freshman • Forward • N. Myrtle Beach, S.C. PPG 0.8 RPG 0.5 APG 0.0 FG% .333 FT% —	LAST GAME: 3 pts in 1 min vs. Alabama NOTABLE: Has played in eight games ... Hit a 3 against Alabama for first SEC pts ... First career points and rebounds against NC Central ... Named Toast of the Coast Player of the Year by <i>The Sun News</i> , earned all-state honors as a senior.	Career Highs Pts: 3, 2x, last vs. Ala., 1/19/14 Reb: 3 vs. NC Central 12/2/13 A: — S: — Min: 11 vs. NC Central 12/2/13
2		Olivia Gaines 5-7 • Junior • Guard • Chester, S.C. PPG 2.6 RPG 1.7 APG 1.4 FG% .548 FT% .706	LAST GAME: 2 pts, 1 reb at Vandy NOTABLE: First career start vs. Ala. ... Gained confidence during semester break ... Aggressive defender ... Named 2013 Junior/Community College Player of the Year by WBCA ... Helped team to 2013 NJCAA Division II national title.	Career Highs Pts: 7 vs. Savannah St., 12/28/13 Reb: 5 vs. NC Central 12/2/13 A: 5 vs. Char. Sthrn., 11/8/13 S: 3 vs. Char. Sthrn., 11/8/13 Min: 23 vs. Alabama, 1/19/14
5		Khadijah Sessions 5-8 • Sophomore • Guard • Myrtle Beach, S.C. <i>kuh-DEE-zhuh SESH-uns</i> PPG 7.0 RPG 1.3 APG 3.1 FG% .376 FT% .698	LAST GAME: 6 pts, 3 rebs at Vandy NOTABLE: Returned vs. UK after missing 5 gms with ankle injury, playing way back into game-shape... Assist leader 5x, has 4 double-figure scoring gms and 4 gms of 5+ assists ... aggressive point guard, building leadership ... Voted a team captain.	Career Highs Pts: 19 vs. Auburn, 2/3/13 Reb: 5 at Florida, 1/20/13 A: 6 vs. NC Central 12/2/13 S: 4, 2x, at San Diego St., 11/23/13 Min: 37 at USC, 11/25/13
12		Wilka Montout 6-3 • Senior • Forward • Cayenne, French Guiana <i>WIL-kuh mawn-TOO</i> PPG 2.1 RPG 2.3 APG 0.3 FG% .324 FT% .316	LAST GAME: 4 pts, 1 reb in 4 min at Vandy NOTABLE: Solid play at Vandy during foul trouble for starters ... Hit pair of 3s against Alabama ... Career-high 8 rebs vs CoFC ... Rangy forward who can stretch defenses with her shooting touch.	Career Highs Pts: 12 vs. LA Tech, 11/12/12 Reb: 8 vs. CoFC, 11/14/13 B: 2, 2x, vs. CSU, 11/8/13 S: 1, 4x, vs. CSU, 11/8/13 Min: 24 vs. Sav. State, 11/15/12
15		Tiffany Davis 5-7 • R-Freshman • Guard • Houston, Texas PPG 2.1 RPG 1.2 APG 1.1 FG% .351 FT% .500	LAST GAME: 1 reb, 1 asst in 6 min at Vandy NOTABLE: Started six games due to Sessions' injury ... Learning how to get team organized on both ends and spot up for open shots on offense ... Good shooter ... Fully recovered from knee surgery last fall.	Career Highs Pts: 8 vs. Savannah St., 12/28/13 Reb: 6 at Arkansas, 1/2/14 A: 3, 4x, vs. SC St., 12/22/13 S: 5 vs. Elon, 11/9/12 Min: 30 at Arkansas, 1/2/14
21		LeAnna Morrison 5-5 • R-Sophomore • Guard • Monck's Corner, S.C. PPG 0.7 RPG 0.7 APG 0.3 FG% .111 FT% .625	LAST GAME: 2 min vs. Alabama NOTABLE: Has played in 12 games ... Hit first career field goal against NC Central ... Ran track for two seasons at Charlotte ... Named 2011 All-Lowcountry Female Athlete of the Year by <i>The Post & Courier</i> .	Career Highs Pts: 3 vs. NC Central 12/2/13 Reb: 2, 2x, vs. Sav. St., 12/28/13 A: 1, 3x, at San Diego St., 11/23/13 S: 1 vs. Seton Hall, 11/17/13 Min: 12 vs. NC Central 12/2/13
23		Tina Roy 5-11 • R-Sophomore • Guard • Kaplan, La. PPG 4.0 RPG 2.0 APG 1.8 FG% .293 FT% .647	LAST GAME: 1 reb, 1 asst in 10 min at Vandy NOTABLE: Key to 1st-half run vs. Kentucky, 11 points in opening 20 min ... Drew 1st career start at Charlotte ... Fully recovered from knee surgery in August 2012.	Career Highs Pts: 15 vs. Presby, 11/27/11 Reb: 6 vs. NC Central, 12/2/13 A: 7 vs. Char. Sthrn., 11/8/13 S: 3 at Charlotte 11/27/11 Min: 31 vs. Vandy, 1/5/14
24		Aleighsa Welch 6-0 • Junior • Forward • Goose Creek, S.C. <i>uh-LEE-sub Welch</i> PPG 13.7 RPG 7.8 APG 2.2 FG% .608 FT% .603	LAST GAME: 10 pts, 6 reb, 3 asst, 2 blk at VU NOTABLE: Ranks 7th in nation and 1st in SEC in FG%age ... Is 15th in SEC in scoring, 9th in rpg, 4th in off. rebs. ... 5 dbl-dbls ... Named to Naismith Early Season Watch List and preseason All-SEC 1st Team ... Voted team captain.	Career Highs Pts: 23 vs. N. Carolina, 12/18/13 Reb: 17 vs. CoFC, 11/14/13 A: 5 vs. Savannah St., 12/28/13 S: 3, 4x, at Charlotte, 12/8/13 Min: 43 at Texas A&M, 1/16/14
25		Tiffany Mitchell 5-9 • Sophomore • Guard • Charlotte, N.C. PPG 14.3 RPG 5.2 APG 3.5 FG% .531 FT% .748	LAST GAME: 14 pts, 7 rebs, 3 assts, 4 stls at VU NOTABLE: Scored in double figures 18 times and team's top scorer 8 times ... Ranks 10th in SEC in ppg, 3rd in FT %age and steals (2.5), 15th in assists, 10th in FT%age ... Avg. 15.7 pts, 6.4 rebs in SEC play, 9th and 17th, respectively.	Career Highs Pts: 22 at USC, 11/25/13 Reb: 11, 5x, at Arkansas, 1/2/14 A: 9 at San Diego St., 11/23/13 S: 6 at Auburn, 1/12/14 Min: 39 vs. Kentucky, 1/9/14
31		Asia Dozier 6-0 • Sophomore • Guard/Forward • Columbia, S.C. <i>Asia DOE-zhur</i> PPG 7.4 RPG 3.0 APG 2.6 FG% .384 FT% .630	LAST GAME: 9 pts, 3 rebs, 2 assts at Vandy NOTABLE: Key to 1st half lead at Vandy while 3 other starters out with foul trouble Scored in double figures 5 times ... Good all-around games in SEC play, esp. non-boxscore items ... Avg. 3.4 assists in SEC play to rank 12th in league.	Career Highs Pts: 16, 2x, last at SDSU, 11/23/13 Reb: 10 vs. Elon, 11/9/12 A: 5, 6x, vs. Alabama, 1/19/14 S: 2, 5x, at Charlotte, 12/8/13 Min: 40 at Arkansas, 1/2/14
33		Elem Ibiam 6-4 • Junior • Center • Fayetteville, Ga. <i>ELL-um IB-ee-um</i> PPG 9.9 RPG 6.7 BPG 2.4 FG% .538 FT% .698	LAST GAME: 10 pts, 9 rebs, 1 blk at Vandy NOTABLE: Leads SEC and is 28th in nation in blocks ... Netted 10+ pts 11 times and blocked at least 3 shots 9 times ... Steady force in 1st half at Vandy with 3 starters out with fouls ... Having breakthrough season ... Voted a team captain.	Career Highs Pts: 19, 2x, at Charlotte, 12/8/13 Reb: 12 at Texas A&M, 1/16/14 B: 6 vs. Kentucky, 1/9/14 S: 2, 4x, vs. UNC, 12/18/13 Min: 34 at Texas A&M, 1/16/14
41		Alaina Coates 6-4 • Freshman • Center • Irmo, S.C. <i>uh-LAY-nuh COATS</i> PPG 11.7 RPG 7.9 BPG 2.1 FG% .625 FT% .621	LAST GAME: 6 pts, 5 rebs, 4 blks at Vandy NOTABLE: Has 6 dbl-dbls, 4 20-pt gms ... Only fr. to rank among both SEC's top 25 ppg and 20 rpg ... In SEC, 8th in rpg, 25th in ppg, 3rd in blks ... Avg. 11.9 pts, 9.1 rebs, league-best 2.7 blks in SEC play ... 3-time SEC Fr. of the Week.	Career Highs Pts: 24 vs. Vanderbilt, 1/5/14 Reb: 17 vs. Kentucky, 1/9/14 B: 5 at Arkansas, 1/2/14 S: 2 at Clemson, 11/20/13 Min: 28 vs. Vanderbilt, 1/5/14

Starter

Reserve

Quick Facts

The University

Location: Columbia, S.C.

Founded: 1801

Enrollment: 31,288

Colors: Garnet (PMS 202C) and Black

Nickname: Gamecocks

Conference: Southeastern

President: Dr. Harris Pastides

Athletics Director: Ray Tanner

Facility: Colonial Life Arena (18,000)

Coaching Staff

Head Coach: Dawn Staley

Alma Mater: Virginia, 1992

Overall Record: 282-148 (14th season)

School Record: 110-68 (6th season)

Assoc. Head Coach (Alma Mater):

Lisa Boyer (Ithaca, 1972)

Assistant Coaches (Alma Mater):

Nikki McCray (Tennessee, 1995)

Darius Taylor (Michigan, 2000)

Team Information

2012-13 Record: 25-8

Home: 13-3 Away: 7-3 Neutral: 5-2

SEC Record (Finish): 11-5 (T-4th)

Home: 6-2 Away: 5-3

Letterwinners Returning/Lost: 6/3

Starters Returning/Lost: 2/3

Program History

First Year of Women's Basketball: 1974-75

All-Time Record: 690-497 (40th season)

All-Time SEC Record: 108-198 (23rd season)

NCAA Appearances (Last): 10 (2013)

NCAA Tournament Record: 11-10

Last NCAA Result: L, 69-75, Kansas, Boulder, Colo., 3/25/13, Second Round

WNIT Appearances (Last): 4 (2011)

WNIT Record: 3-4

Media Relations

Women's Basketball Contact: Diana Koval

Office: 803.777.7977

Cell: 314.369.6050

Email: dkoval@mailbox.sc.edu

Press Row Phone: 803.777.6182

Athletics Department on the Web

Website: GamecocksOnline.com

Twitter: @GamecocksOnline

Facebook: Facebook.com/GamecocksOnline

YouTube: YouTube.com/GamecocksOnline

Women's Basketball on Twitter

Team: @GamecockWBB

Head Coach: @DawnStaley

A South Carolina Win Would...

- Be the Gamecocks' 12th at Colonial Life Arena this season, matching the home win total of each of the last two seasons.
- Make the Gamecocks 7-1 in conference play for the fourth time in school history (other three in Metro) – second-best eight-game conference record in school history (8-0 in 1987-88).

By the Numbers

- 1 Team with two players listed among both the SEC's overall top 25 in scoring and top 20 rebounding – Aleighsa Welch (15th/9th) and Alaina Coates (25th/8th)
- 2 Teams that rank among the nation's top five in both field goal percentage and field goal percentage defense – South Carolina (5th/5th) and Connecticut (3rd/1st)
- 3 Double-doubles needed by center Alaina Coates to tie the Gamecock freshman record for double-doubles in a season (9 by Kelsey Bone in 2008-09)
- 4 Gamecocks who rank among the league's top 20 rebounders in SEC play – Alaina Coates (2nd, 9.81, Aleighsa Welch (5th, 8.7), Elem Ibiam (15th, 6.7) and Tiffany Mitchell (T-17th, 6.4)
- 4 Blocks needed by junior center Elem Ibiam to move into the program's top 10 in career blocked shots, sharing ninth place with Melanie Johnson (2004-07) and Teresa Geter (2000-02) with 99. Ibiam is currently tied for seventh in single-season blocks at 48.
- 4 Games this season in which multiple Gamecocks have posted a double-double (LA Tech, CoFC, at Ark., UK)
- 5 Different Gamecocks who have been the team's high scorer in a game this season – Alaina Coates, Asia Dozier, Elem Ibiam, Tiffany Mitchell and Aleighsa Welch
- 8 Games this season in which sophomore guard Tiffany Mitchell has had a hand in at least one-third of the offense (points plus assists) – highlighted by helping to deliver 52.2 percent of the Gamecocks' 69 points against Winthrop (Dec. 20) – during which the Gamecocks are 6-1
- 8 Individual 20-point games this season by the Gamecocks – four by Alaina Coates and two each by Tiffany Mitchell and Aleighsa Welch
- 11 Games this season in which South Carolina has scored at least 50.0 percent of its points in the paint, including four of at least 60.0 percent of scoring coming from the paint (Chas. Sthrn., 70.7%; at USC, 60.0%; UK, 61.8%; at Vandy, 75.4%)
- 11 Games in which South Carolina has shot at least 50.0 percent from the field this season after reaching the mark just 12 times in the previous five seasons under Staley
- 12 Opponents who have been held to 55 or fewer points by the Gamecocks this season, helping the Gamecocks rank second in the nation in scoring defense
- 37 Weeks in which the Gamecocks have ranked 10th or higher in the Associated Press poll all-time, including six this season. South Carolina's best ever ranking was No. 2, which it held for three weeks in Dec. 1981.
- 42 Blocked shots by center Alaina Coates this season, trying the program's freshman record originally set by Lakesha Tolliver in 2004-05. With one more block, Coates will tie for 10th on the overall single-season list, matching Michelle Murray's 43 in 1991-93.

Ole Miss Series Notes

The Rebels lead the series 17-16, but South Carolina has won the last four meetings and seven of the last nine. The Gamecocks are 9-5 against Ole Miss in Columbia.

Current Gamecock Streaks

	Total	Home	Road	Neut.
Overall	W2	W13	W1	L2
SEC	W2	W5	W1	—
Non-Conference	W3	W10	W7	L2
Ranked Teams	W1	W1	W1	L4

Gamecocks in the Rankings

(as of 1/26)

Team	SEC	NCAA	Actual
Scoring Offense	7	59	73.9
Scoring Defense	2	3	52.2
Scoring Margin	1	8	+21.7
Field Goal Percentage	1	5	.486
Field Goal %age Def.	1	5	.339
3-Point FG %age	5	31	.363
3-Point FG %age Def.	2	6	.255
3-Point FG Made/Gm.	11	262	4.3
Free Throw Percentage	11	272	.649
Rebounding Offense	7	—	41.4
Rebounding Defense	1	—	31.2
Rebounding Margin	2	11	+10.3
Assists	T-7	49	15.7
Steals	T-13	216	6.9
Turnover Margin	11	176	+0.0
Turnovers	—	74	14.8
Assist-to-Turnover Ratio	2	49	1.1
Blocked Shots	1	3	6.8

Alaina Coates	SEC	NCAA	Actual
Scoring	25	—	11.7
Rebounding	8	164	7.9
Blocks	3	45	2.1

Elem Ibiam	SEC	NCAA	Actual
Rebounding	15	—	6.7
Blocks	1	28	2.4

Tiffany Mitchell	SEC	NCAA	Actual
Scoring	10	206	15.3
FG Percentage	3	55	.531
Assists	15	245	3.5
FT Percentage	10	—	.748
Steals	3	56	2.5

Khadijah Sessions	SEC	NCAA	Actual
Assist-to-Turnover Ratio	6	55	2.0

Aleighsa Welch	SEC	NCAA	Actual
Scoring	15	—	13.7
Rebounding	9	176	7.8
FG Percentage	1	7	.608
Blocks	15	221	1.1
Off. Rebounds	4	—	3.4

Staley in the Hall of Fame

Head coach Dawn Staley was enshrined in the Naismith Memorial Basketball Hall of Fame this fall, becoming just the 15th female player to earn the honor based on her individual merits (not as part of a team enshrinement).

Staley's career shone in an era that spawned two professional women's basketball leagues in the United States and forever changed the dreams of the nation's top female players. On the international stage, she collected three Olympic gold medals (1996, 2000, 2004) and was twice named the USA Basketball Female Athlete of the Year (1994, 2004). In the U.S. she turned national high school player of the year honors into a career at Virginia that yielded three All-America seasons, including a 1991 campaign that ended with being named national player of the year. On the professional level, Staley was a five-time WNBA All-Star who was named to the All-Decade Team and one of the 15 most influential players in league history.

Welch Watch on Record Book

South Carolina junior forward Aleighsa Welch has proven to be one of the best offensive rebounders in Gamecock history. She is one of just four Gamecocks all-time to record multiple seasons with at least 100 offensive rebounds, including her 131 O-board mark last season, which ranks second in school history.

In just her third season, Welch already ranks among the program's top 10 in career offensive rebounds.

	Gm	ORebs
1. Marsha Williams (1990-93)	116	427
2. Annie Lester (1997-00)	110	348
3. Jocelyn Penn (1999-03)	117	345
4. Ashley Bruner (2010-13)	128	338
5. Aleighsa Welch (2012-present)	86	302

South Carolina posted a 62-47 win in Oxford last season (Feb. 17) behind four Gamecocks in double-figure points and a defensive effort that allowed just 21.4 percent shooting in the first half. Then-freshman Tiffany Mitchell poured in 15 points, which was then her career high in an SEC contest, while Aleighsa Welch and Khadijah Sessions each added 11 points.

The Rebels' last win in the series was a 64-63 decision in the opening round of the 2010 SEC Tournament in Georgia. Ole Miss last defeated the Gamecocks in Columbia on Feb. 8, 2009, by a 66-65 score.

Five-Second Count

For the first time in her tenure at South Carolina, head coach Dawn Staley's Gamecocks look different – on the court and in the box score. After seasons of building around defense, Staley finally has a group that is designed for offensive efficiency. The Gamecocks are scoring more (73.9 ppg) and more efficiently (.486 FG %age – 1st in SEC, 5th in nation) than at any time in the Staley era. And, after seasons of talented guards generating their own offense, Staley's 2013-14 success is predicated on getting the ball inside – three primary post players combine to score 47.7 percent of the team's points – and on ball movement creating the best shots as 59.7 percent of made field goals have been assisted.

Defense is still a staple of the program with the Gamecocks ranking second in the SEC and third in the nation, allowing just 52.2 points per game. Only eight of 20 opponents this season have scored 55 or more points against South Carolina.

Talking Top 10

South Carolina is ranked No. 7 in the Associated Press poll this week, the program's highest ranking since coming in at the same spot on Jan. 21, 2002. The Gamecocks' sixth appearance in the top 10 this season matches the 2001-02 team's six entries among the nation's 10 best teams. The 1981-82 Gamecocks hold the school record for weeks in the AP top 10 with nine weeks at the start of their season.

Home Sweet Home

With comprehensive records beginning in the 1976-77 season (the third for women's basketball at South Carolina), the Gamecocks are 373-155 (.706) all-time in games played at home, including a 128-58 mark (.688) in Colonial Life Arena. In the sixth season with head coach Dawn Staley at the helm, South Carolina is 63-25 (.716) at home, including one game at Carolina Coliseum in the 2012-13 season. The Gamecocks have won 49 of their last 60 games played in Colonial Life Arena.

January Judgements

In its 40th season of women's basketball, South Carolina is 183-180 (.504) all-time in the month of January, including a 28-22 record (.560) in the sixth season of the Dawn Staley era. The Gamecocks have struggled most on the road in the first month of the year, posting a 109-75 (.592) record at home and a 1-0 mark at a neutral site but just a 64-97 (.398) mark on the road. (Sites for games in the two seasons prior to 1976-77 are not comprehensive, leaving 17 January games unaccounted for in the home/away/neutral ledger.)

Life in the League

South Carolina is 108-198 (.353) all-time in its 23rd season of SEC regular-season play. The Gamecocks are 68-85 (.444) in SEC games played in Columbia with a 40-113 record (.261) on the road. Under head coach Dawn Staley, the Gamecocks have a 44-41 (.518) SEC record, which includes a 2-12 slate in her first season at the helm. The 36 SEC regular-season victories in the previous four seasons are the best four-year mark for the program.

South Carolina finished the 2012-13 season tied for fourth in the SEC, marking the third time the Gamecocks finished among the top four. The program-record 11 SEC wins that season were enough for the second-straight fourth-place finish under head coach Dawn Staley. In fact, since joining the league for the 1991-92 season, South Carolina has finished in the top five just five times with three of those coming under Staley, who has accounted for 37.5 percent of the program's 104 SEC regular-season victories.

Overall, Staley boasts a 143-66 (.684) record in league play, including eight seasons leading her Temple teams to a 99-25 (.798) Atlantic 10 mark.



Around the SEC

	SEC Games			Overall		
	W	L	Pct.	W	L	Pct.
Texas A&M	6	1	.857	16	5	.761
South Carolina	6	1	.857	18	2	.900
Vanderbilt	5	2	.714	16	4	.800
LSU	5	2	.714	16	4	.800
Tennessee	5	2	.714	16	4	.800
Florida	4	3	.571	14	6	.700
Kentucky	4	3	.571	16	4	.800
Alabama	3	4	.428	10	10	.500
Arkansas	2	5	.285	15	5	.750
Auburn	2	5	.285	11	9	.550
Georgia	2	5	.285	14	6	.700
Mississippi St.	2	5	.285	15	6	.714
Missouri	2	5	.285	13	7	.650
Ole Miss	1	6	.141	10	11	.476

Today's Action

January 30

#17/15 Texas A&M at Auburn, 6 p.m.
Alabama at Florida, 7 p.m. (FSFL)
Arkansas at #10/10 Tennessee, 7 p.m. (SPSO)
Mississippi State at #14/14 LSU, 8 p.m. (CST)
#16/18 Vanderbilt at Missouri, 8 p.m.
#13/12 Kentucky at Georgia, 9 p.m. (SPSO)

Recent Results

January 26

#9/8 Kentucky def. Arkansas, 68-58
#15/14 LSU def. Ole Miss, 66-56
Miss. State def. Missouri, 69-62
Alabama def. Georgia, 69-66
Florida def. Auburn, 87-69
#11/12 Tennessee def. #17/15 Texas A&M, 76-55

*Rankings are listed as AP/ESPN Poll
All Times Eastern; TV Network in ()*

All-Time Records vs. SEC

Opponent	Overall	Under Staley	SEC Season	SEC Tourn.	H	A	N	Streak	Last
Alabama	19-15	9-0	14-12	2-2	10-5	7-8	2-2	Won 9	W: 77-51, 1/19/14 (H)
Arkansas	11-17	4-3	11-15	0-2	7-5	4-10	0-2	Won 3	W: 55-51, 1/2/14 (A)
Auburn	17-21	5-3	12-15	1-1	10-7	6-12	1-2	Won 2	W: 72-66, 1/12/14 (A)
Florida	12-20	4-4	10-18	0-2	5-10	7-8	0-2	Won 4	W: 67-56, 3/3/13 (H)
Georgia	7-33	3-6	5-21	1-2	3-14	2-15	2-4	Lost 1	L: 40-42, 1/13/13 (A)
Kentucky	20-31	4-7	16-24	0-1	15-9	5-19	0-3	Won 1	W: 68-59, 1/9/14 (H)
LSU	5-22	2-5	4-22	1-0	3-10	1-12	1-0	Won 1	W: 66-59, 1/17/13 (H)
Ole Miss	16-17	6-2	12-12	2-4	9-4	5-8	2-5	Won 4	W: 62-47, 2/17/13 (A)
Miss. State	13-16	4-3	12-14	0-2	9-5	4-9	0-2	Won 4	W: 58-43, 2/24/13 (H)
Missouri	1-1	0-1	0-1	—	0-0	0-1	1-0	Lost 1	L: 58-65, 2/28/13 (A)
Tennessee	2-44	1-7	1-25	0-3	1-19	1-20	0-5	Lost 2	L: 53-73, 1/3/13 (H)
Texas A&M	0-3	0-3	0-2	0-1	0-1	0-1	0-1	Lost 3	L: 65-57 (ot), 1/16/14 (A)
Vanderbilt	11-21	6-2	11-18	0-2	6-8	4-11	0-2	Won 3	W: 61-57, 1/26/14 (A)
Totals	134-261	48-46	108-198	7-22	77-97	46-134	9-30	Won 2	

Stat Stuffer

Sophomore guard Tiffany Mitchell has both honed and diversified her game this season, making her one of the most productive players in the SEC. The Charlotte, N.C., native is one of three SEC competitors to rank among the league's top 15 in scoring, field goal percentage, assists and steals – and she is the youngest of the trio.

Mitchell is 10th at 15.3 points per game, third with a .351 field goal percentage, 15th at 3.5 assists per game and third with 2.5 steals per game. Ole Miss' Valencia McFarland and Florida's Jatterra Bonds, both seniors, join Mitchell in the top 15 of each category.

In conference play, Mitchell's talents expand to include rebounding, while she sits just outside the top 15 in assists. She becomes one of just two SEC players to rank in the top 20 of both scoring and rebounding and top 15 in both field goal percentage and steals. Ole Miss junior forward Tia Faleru is the other.

Freshman Figures

Three-time SEC Freshman of the Week honoree Alaina Coates has already put her stamp on the program, performing especially well in SEC action. The 6-foot-4 center is the league's second-best freshman rebounder with 7.9 per game overall and is second in the league, regardless of class, with 9.1 boards per conference game. Overall, Coates is the only freshman in the SEC to rank among both the top 25 scorers and top 20 rebounders (11.7 ppg, 25th; 7.9 rpg, 8th). Her 42 blocked shots this season have tied the Gamecock freshman record, originally set by Lakesha Tolliver (2004-05).

Many of her performances this season already rank among the program's best for a freshman, highlighted by becoming the first Gamecock freshman to post a perfect shooting night with 7-of-7 field goals and 9-of-9 free throws against SC State (Dec. 22) and the first to post double-doubles in her first two SEC contests (later extended to three games). She is one of just six Gamecock freshman to record at least six double-doubles in a season, trailing the freshman record of nine (Kelsey Bone, 2009-10). Coates' 17 rebounds against No. 9/10 Kentucky (Jan. 9) are the most ever by a Gamecock freshman, and her five blocks at Arkansas (Jan. 2) and 15 free throw attempts at San Diego State (Nov. 23) tied the South Carolina freshman records.

Make It, Take It

South Carolina is exhibiting its most efficient offense of the Dawn Staley era so far this season, leading the SEC and ranking fifth in the nation with 48.6 percent accuracy from the field. The Gamecocks have shot 50.0 percent or higher 11 times this season – the most in a season under Staley. In fact, in the previous five seasons, South Carolina hit at least 50.0 percent of its field goal attempts just 12 times combined. The Gamecocks are shooting 47.3 percent in SEC action.

This year's top effort was 60.9 percent against Charleston Southern (Nov. 8) – program best under Staley – followed by a 58.5 percent showing against NC Central (Dec. 2). The Gamecocks made at least 65.0 percent of their attempts in a half five times this season, including a remarkable 73.9 percent (17-of-23) in the second half against Seton Hall (Nov. 17).

Post Presence

South Carolina's trio of primary post players – Alaina Coates, Elem Ibiam and Aleighsa Welch – has been a big key to the Gamecocks' offensive production so far this season. The trio has accounted for 705 of the team's 1,478 points this season – 47.7 percent – and is shooting a combined 59.1 percent from the field. Welch leads the way with 13.7 points per game (15th in SEC) on an SEC-best 60.8 percent shooting. Coates shoots a team-best 62.5 percent from the field for 11.7 points per game (25th in SEC). Ibiam adds 9.9 points per game on 53.8 percent shooting.

Block Party!

With a pair of 6-foot-4 centers, the Gamecocks are a constant shot-blocking threat, leading the SEC and ranking third in the nation with 6.8 per game. South Carolina swatted away a school-record 14 shots against No. 9/10 Kentucky (Jan. 9) with five different Gamecocks getting into the action.

Junior Elem Ibiam's 2.4 blocks per game lead the league and are 28th in the nation. Her total of 48 this season already ranks seventh in school history (tied with current grad assistant Petra Ujhelyi's 2002-03 total) with an eye on the school record of 60 set by Lakesha Tolliver in 2006-07. After getting the season off to a solid start with five in the opener against Charleston Southern (Nov. 8), she swatted away a career-high six against No. 9/10 Kentucky (Jan. 9) to tie for the most ever by a Gamecock in SEC play and fourth in Colonial Life Arena history. She has blocked at least three shots nine times this season.

Freshman Alaina Coates is third in the SEC and 45th in the country with 2.1 per game with eight games of three or more, including four SEC games (at Arkansas, Vandy, UK) to help her to a league-best 2.7 per conference game. Her five at Arkansas (Jan. 2) tied the program's freshman record, which Ibiam also owns part of. With 42 blocks this season, she has already tied the Gamecock freshman record book, originally set by Lakesha Tolliver in 2004-05. Coates needs just one more to tie for top-10 in school history.

2013-14 Award Watch

Alaina Coates

SEC Freshman of the Week (Nov. 11-17)
SEC Freshman of the Week (Dec. 30-Jan. 5)
SEC Freshman of the Week (Jan. 6-Jan. 12)

Aleighsa Welch

Preseason All-SEC First Team
Naismith Trophy Early Season Watch List

2013-14 Double-Doubles

Alaina Coates (6)

11/10	Louisiana Tech	12 pts/10 rebs
11/14	College of Charleston	11 pts/14 rebs
12/28	Savannah State	17 pts/12 rebs
1/2	at Arkansas	11 pts/12 rebs
1/5	Vanderbilt	24 pts/10 rebs
1/9	Kentucky	10 pts/17 rebs

Tiffany Mitchell (1)

1/2	at Arkansas	16 pts/11 rebs
-----	-------------	----------------

Aleighsa Welch (6)

11/10	Louisiana Tech	14 pts/10 rebs
11/14	College of Charleston	12 pts/17 rebs
11/20	at Clemson	17 pts/10 rebs
1/9	Kentucky	16 pts/14 rebs
1/14	at Texas A&M	20 pts/16 rebs
1/19	Alabama	12 pts/10 rebs

AP Top 25

(Week of Jan. 27)

1.	Connecticut	21-0
2.	Notre Dame	18-0
3.	Duke	20-1
4.	Stanford	18-1
5.	Louisville	20-1
6.	North Carolina	17-3
7.	South Carolina	18-2
8.	Maryland	16-2
9.	Baylor	16-3
10.	Tennessee	16-4
11.	Oklahoma State	17-2
12.	Penn State	15-4
13.	Kentucky	16-4
14.	LSU	16-4
15.	Arizona State	17-3
16.	Vanderbilt	16-4
17.	Texas A&M	16-5
18.	NC State	18-3
19.	Purdue	14-5
20.	West Virginia	17-3
21.	California	14-5
22.	Gonzaga	18-3
23.	Florida State	15-5
24.	Iowa State	15-4
25.	Middle Tennessee	17-3

ESPN/USA Today Top 25

(Week of Jan. 27)

1.	Connecticut	21-0
2.	Notre Dame	18-0
3.	Duke	20-1
4.	Stanford	18-1
5.	Louisville	20-1
6.	North Carolina	17-3
7.	Baylor	16-3
8.	South Carolina	18-2
9.	Maryland	16-2
10.	Tennessee	16-4
11.	Oklahoma State	17-2
12.	Kentucky	16-4
13.	Penn State	15-4
14.	LSU	16-4
15.	Texas A&M	16-5
16.	Purdue	14-5
17.	Gonzaga	18-3
18.	Vanderbilt	16-4
19.	California	14-5
20.	Arizona State	17-3
21.	Iowa State	15-4
22.	NC State	18-3
23.	Nebraska	13-5
24.	West Virginia	17-3
25.	Florida State	15-5

Miscellaneous Stats

Double-Doubles	2013-14	Career	Record
Alaina Coates	6	6	6-0
Aleighsa Welch	6	16	14-2
Tiffany Mitchell	1	3	3-0
Elem Ibiom	0	1	0-1

20+ Points	2013-14	Career	Record
Alaina Coates	4	4	4-0
Tiffany Mitchell	2	3	3-0
Aleighsa Welch	2	3	1-2

10+ Points	2013-14	Career	Record
Tiffany Mitchell	18	32	28-4
Aleighsa Welch	17	48	40-8
Alaina Coates	13	13	13-0
Elem Ibiom	11	18	15-3
Asia Dozier	5	7	6-1
Khadijah Sessions	4	10	9-1
Tina Roy	2	7	6-1
Wilka Montout	0	2	2-0

10+ Rebounds	2013-14	Career	Record
Aleighsa Welch	6	19	17-2
Alaina Coates	6	6	6-0
Tiffany Mitchell	1	6	5-1
Elem Ibiom	1	3	1-2
Asia Dozier	0	1	1-0

5+ Assists	2013-14	Career	Record
Asia Dozier	5	6	6-0
Tiffany Mitchell	4	4	4-0
Khadijah Sessions	4	4	4-0
Tina Roy	2	2	2-0
Olivia Gaines	1	1	1-0
Aleighsa Welch	1	1	1-0

5+ Steals	2013-14	Career	Record
Tiffany Mitchell	4	5	5-0
Tiffany Davis	0	1	1-0

5+ Blocks	2013-14	Career	Record
Elem Ibiom	2	4	4-0
Alaina Coates	1	1	1-0

Games Led Team In...

(Tied for team lead in each category included)

Scoring	2013-14	Career	Record
Tiffany Mitchell	8	15	14-1
Aleighsa Welch	4	19	11-8
Alaina Coates	4	4	4-0
Elem Ibiom	3	5	4-1
Asia Dozier	1	1	1-0
Khadijah Sessions	0	3	2-1
Tina Roy	0	2	2-0

Rebounding	2013-14	Career	Record
Alaina Coates	10	10	10-0
Aleighsa Welch	8	34	28-6
Elem Ibiom	5	10	10-0
Tiffany Mitchell	1	7	6-1

Assists	2013-14	Career	Record
Tiffany Mitchell	8	10	10-0
Khadijah Sessions	6	9	7-2
Asia Dozier	5	6	6-0
Aleighsa Welch	3	7	5-2
Tina Roy	1	2	2-0
Olivia Gaines	1	1	0-1

The Gift of Glass

The Gamecocks have been a solid rebounding team throughout head coach Dawn Staley's tenure, but it was a team effort by an undersized roster in the past. This season, South Carolina is out-rebounding its opponents by 10.3 boards per game to rank second in the SEC and 11th in the nation, behind the strength of the trio of Alaina Coates, Elem Ibiom and Aleighsa Welch. In SEC play, the rebounding has been even more impressive as a league-high four Gamecocks rank among the top 20 rebounders in the league.

With six double-digit rebound games this season, Coates leads the way and ranks eighth in the SEC with 7.9 boards per outing. Welch comes in ninth in the league with 7.8 per game, while Ibiom rounds out the trio of season leaders at 6.7 per contest to rank 15th.

As a team, South Carolina has turned its 262 offensive rebounds into 273 second-chance points. Welch paces the group on the offensive glass with 3.4 per game to rank fourth in the league in the category.

A Little Help from My Friends

Under the tutelage of one of the premier point guards in U.S. women's basketball history in Dawn Staley, the Gamecocks are thriving in the assist category this season unlike any other, handing out 15.7 per game. By comparison, in Staley's first five seasons, the team never averaged more than 11.2 per game. This season's four games of 20 or more assists by the team matches surpasses the total of the previous five seasons, which was three.

The increase is not simply a product of more made field goals, either. This season, South Carolina has assisted on 59.7 percent of its made field goals, compared to the previous five seasons under Staley, which saw a high of 48.5 percent in 2011-12.

South Carolina has twice posted a Staley-era high of 25 assists this season, including Jan. 19 against Alabama on 30 made field goals – 83.3 percent. The Gamecocks also handed out 25 assists against Charleston Southern (Nov. 8) on 39 FGM. The percentage of assisted field goals has been over 60.0 percent in 10 games this season.

Four Gamecocks average more than 2.0 assists per game with sophomore Tiffany Mitchell leading the way with 3.5 per game to rank 15th in the SEC. In league play, sophomore Asia Dozier has been the primary passer, handing out 3.4 assists per SEC game to rank 12th.

20/20 Vision

The Gamecocks won their first eight games this season by at least 20 points for the first time in the Dawn Staley era, a streak ended with a 15-point victory at Charlotte (Dec. 8), and has since added three more to the list. South

Scoring Differentials

Largest lead in a win	by 70 (99-29), 2nd-0:49 vs. Charleston Southern, 11/8/13
Largest deficit overcome to win	by 12 (13-25), 1st-8:31 at Auburn, 1/12/14
Largest lead given up in a loss	by 5 (9-4), 1st-13:23 at Texas A&M, 1/16/14
Largest deficit in a loss	by 19 (15-34), 1st-0:29 at Texas A&M, 1/16/14

Team Specialty Stats

South Carolina/Opponent

	Pts. in Paint	Pts. Off TOs	2nd Chance Pts	Fast Break Pts
11/8 CSU	70/6	40/5	23/6	32/4
11/10 LA Tech	38/18	13/12	19/8	20/8
11/14 CoFC	28/18	8/9	23/10	6/5
11/17 SHU	34/30	11/8	9/10	20/6
11/20 at Clemson	40/10	13/10	21/4	12/2
11/23 at SDSU	30/26	33/11	14/1	12/2
11/25 at USC	42/28	20/19	13/6	8/10
12/2 NCCU	40/6	19/3	8/10	22/2
12/8 at Char.	44/30	19/2	14/4	6/5
12/18 vs. UNC	36/44	30/16	13/18	0/2
12/20 Winthrop	28/24	16/25	10/9	4/15
12/22 SC St.	34/12	23/13	18/4	12/8
12/28 Sav. St.	34/18	28/8	9/8	15/4
1/2 at Ark.	30/18	10/27	10/14	4/4
1/5 Vandy	42/30	16/16	8/15	16/8
1/9 Kentucky	42/42	10/14	20/11	15/10
1/12 at Auburn	30/28	19/27	11/10	6/6
1/16 at TAMU	24/38	10/23	12/11	7/12
1/19 Alabama	30/20	17/14	8/9	6/4
1/26 at Vandy	46/32	16/20	10/11	6/2
1/30 Ole Miss				
2/2 Mizzou				
2/6 at Miss. St.				
2/9 Arkansas				
2/16 at LSU				
2/20 at Kentucky				
2/23 Florida				
2/28 Georgia				
3/2 at Tenn.				

Starters vs. Bench Points

	SC Starters	Opp. Starters	SC Bench	Opp. Bench
11/8 CSU	58	19	41	10
11/10 LA Tech	47	29	21	16
11/14 CoFC	53	26	28	28
11/17 SHU	71	52	17	15
11/20 at Clemson	55	30	13	13
11/23 at SDSU	58	35	30	16
11/25 at USC	51	37	19	13
12/2 NCCU	57	16	32	11
12/8 at Char.	59	40	17	21
12/18 vs. UNC	62	63	4	11
12/20 Winthrop	60	51	7	10
12/22 SC St.	32	14	38	12
12/28 Sav. St.	55	10	27	30
1/2 at Ark.	43	42	12	9
1/5 Vandy	57	47	29	29
1/9 Kentucky	42	42	26	17
1/12 at Auburn	41	50	31	16
1/16 at TAMU	40	67	15	0
1/19 Alabama	49	38	28	13
1/26 at Vandy	49	37	12	20
1/30 Ole Miss				
2/2 Mizzou				
2/6 at Miss. St.				
2/9 Arkansas				
2/16 at LSU				
2/20 at Kentucky				
2/23 Florida				
2/28 Georgia				
3/2 at Tenn.				

Carolina opened the 2012-13 campaign with four straight 20-point wins en route to nine games with that minimum margin. The Gamecocks posted a total eight 20-point wins in 2011-12 after just two in 2010-11, one in 2009-10 and two in Staley's first season 2008-09.

Finding the Right Octave

South Carolina has scored at least 80 points in five games so far this season after reaching the mark just four times in the first five seasons of the Dawn Staley era combined. Four of this season's games are the first of the group to be played in Colonial Life Arena.

Under Staley, the Gamecocks are 8-1 in games in which they score 80 points with the lone loss coming in a double-overtime affair (94-92) at Clemson on Nov. 19, 2009. That was the only previous season in which the Gamecocks hit the 80-point plateau multiple times, adding an 80-68 victory at Alabama on Jan. 10, 2010.

Century Mark for Staley

Head coach Dawn Staley captured her 100th victory at South Carolina on Dec. 2 against NC Central. She is the fourth of the program's seven all-time head coaches to reach the mark and the fastest to the total (164 games) of the three coaches to lead the team in the SEC era by nearly a full season.

South Carolina's third head coach, Pam Parsons, was the first and the fastest to reach 100 victories, hitting the plateau in her 143rd game at the helm just six games into her fifth season (1981-82). Nancy Wilson was next up, winning her 100th game in her 150th outing late in the 1988-89 season, en route to her school-record 231 Gamecock victories.

Susan Walvius was the first head coach to have her entire South Carolina career in the SEC, hitting 100 wins in her 179th game on the sideline five games into her seventh season.

Preseason Predictions

South Carolina was picked to finish fifth in the SEC by the league's coaches in preseason voting. The media tabbed the Gamecocks at seventh in their voting. In each of the last four seasons, South Carolina has out-performed the predictions of both groups.

Season	Media	Coaches	Actual
2009-10	10	6	T-7
2010-11	7	7	T-5
2011-12	8	7	T-4
2012-13	7	6	T-4

Home Grown, Nationally Known

Since her arrival for the 2008-09 season, South Carolina head coach Dawn Staley has been working to protect her new home state's best prospects while fielding a team that competes at a national level. Her efforts are paying dividends as this season's roster features seven Gamecocks who played high school basketball in the state of South Carolina, the highest percentage of the roster to be from the state since the 1990-91 squad featured eight South Carolinians on the 11-player roster. Beginning with Aleighsa Welch, the first South Carolina player to sign a National Letter of Intent for Staley, the Palmetto State has sent its players of the year to Columbia as Welch (2011), Asia Dozier (2012) and Alaina Coates (2013) have each earned the title during their high school careers.

Be the Change

South Carolina head coach Dawn Staley has provided an extra challenge for her program with the "Be the Change" theme for this season. Reflecting on her career as she prepared for enshrinement into the Naismith Memorial Basketball Hall of Fame and traveling in Africa this summer, she discovered she wanted her team to embrace the importance of focusing on others. In Africa especially, she noted the significant impact even small acts can have on the world around her.

To that end, Staley has challenged her program and everyone who supports it to commit 50,000 random acts of kindness this season. The program has set up Twitter (@SC_WBB_RAoK) and Facebook (SC Women's Basketball Random Acts of Kindness) accounts to help keep track of everyone's contributions. Fans are encouraged to submit their acts to those accounts.

Intro Video Vibe

South Carolina's intro video features voices familiar to the Gamecock faithful as redshirt sophomore Tina Roy and sophomore Khadijah Sessions collaborated for the second-straight year on the song that sets up the Gamecocks' starting lineup. It is the third season that Roy has written a song that reflects the team, the program and its goals. After the first year's song was more just for the team, South Carolina head coach Dawn Staley encouraged Roy to create one to share center stage at home games in 2012-13, which she did with support and "beats" from her first-year teammate Sessions. It was such a hit with fans and spark for the team that the duo did it again this season.

Drive for 5

The Gamecocks launched their "Drive for 5" women's basketball ticket campaign this season. Inspired by head coach Dawn Staley's jersey number during her Naismith Hall of Fame playing career, the campaign looks to bring at least 5,000 fans to every Gamecock women's basketball game. The Gamecocks were well on their way early in the season, surpassing 4,000 season tickets issued for the season for the first time in the Staley era.

The Gamecocks are currently averaging 5,292 fans per home game this season, a number that ranks third in the SEC and 14th in the nation.

Future Faces of the Gamecocks

South Carolina head coach Dawn Staley is the process of reeling in what would be one of the most significant recruiting classes in program history. The class currently includes four future Gamecocks, including the No. 7, No. 32 and No. 44 rated players, according to ESPN. The group gives South Carolina the fourth-best signing class in the nation, according to ESPN, trailing just UCLA (five signees), Duke (4) and Connecticut (4).

Bianca Cuevas (5-6/Guard/Bronx, N.Y./Nazareth Regional) – Rated as eighth-best point guard and No. 44 player overall in Class of 2014 by ESPN ... Helped high school team to consecutive state titles ... Earned all-state honors three times ... Averaged 17.1 points, 2.0 assists and 3.8 steals as a junior.

Doniyah Cliney (6-0/Guard/Newark, N.J./Malcolm X Shabazz) – Rated as high as No. 13 guard in Class of 2014 by ProspectNation.com ... Helped high school team to 33-1 record and the Group 2 State Championship as a junior ... Averaged 10.3 points and 1.3 assists last season ... Named honorable mention all-state ... Solid defender.

Kaydra Duckett (5-10/Guard/Columbia, S.C./Dreher) – Ranked No. 32 overall and No. 6 guard in Class of 2014 by ESPN ... Earned five-star status from ESPN ... Named all-state the last two seasons ... Named MVP at 2012 state tournament (sophomore) after guiding team to 3A state title ... Averaged 17.5 points, 2.3 assists and 3.4 steals as a junior.

Jatarie White (6-4/Post/Charlotte, N.C./Providence Day) – Ranked No. 7 overall and No. 1 post in Class of 2014 by ESPN ... Earned five-star status from ESPN ... Tabbed preseason All-America by The Sporting News this season ... Named Gatorade North Carolina Player of the Year in 2013 and is a three-time all-state selection ... Part of the last three of Providence Day's four straight state championships ... Averaged 19 points, 11 rebounds, three blocks and two steals as a junior ... Helped USA Basketball bring home the gold medal at the 2011 FIBA Americas U16 Championships, averaging 9.8 points and 6.8 rebounds at the event ... Is a former high school teammate of current Gamecock Tiffany Mitchell.

South Carolina's Record When...

	SEC Only	All
Record.....	6-1	18-2
Playing a ranked opponent.....	2-1	2-2
Playing at home	3-0	11-0
Playing on the road	3-1	7-1
Playing at neutral site	0-0	0-1
Leading at half	5-0	17-0
Trailing at half	0-1	0-2
Tied at half	1-0	1-0
Playing an overtime game	0-1	0-1
0 players score in double-figures	0-0	0-0
1 player scores in double-figures	0-0	1-0
2 players score in double-figures	0-1	0-1
3 players score in double-figures	5-0	7-1
4 players score in double-figures	1-0	7-0
5 players score in double-figures	0-0	3-0
Starters out-score opponent's starters	4-0	16-0
Opponent's starters score equal/more	2-1	2-2
Bench out-scores opponent's bench	4-1	11-1
Opponent's bench scores equal/more.....	2-0	7-1
Shooting 50% or better	4-0	11-0
Shooting between 40-49%	2-0	6-1
Shooting between 30-39%	0-0	1-0
Shooting less than 30%	0-0	0-0
Opponent shoots 50% or better	0-0	0-0
Opponent shoots between 40-49%	0-1	3-2
Opponent shoots between 30-39%	5-0	9-0
Opponent shoots less than 30%	1-0	6-0
Shooting better than opponent.....	6-1	18-1
Shooting worse than/equal to opponent	0-0	0-1
Having more FTs made than opponent	4-0	15-1
Having equal/less FTs made than opponent	2-1	3-1
Out-rebounding opponent.....	5-1	16-1
Having equal/less rebounds than opponent	1-0	2-1
Having more TOs than opponent	6-1	8-1
Having equal or less TOs than opponent.....	0-0	10-1
Attempting more FT than 3FG.....	5-1	16-2
Attempting equal/less FT than 3FG	1-0	2-0
Making 5 or more 3FGs.....	2-1	8-1
Making less than 5 3FGs.....	4-0	10-1
Making no 3 FGs.....	1-0	1-0
Attempting 15 or more 3FGs.....	0-0	6-0
Attempting less than 15 3FGs	6-1	12-2

	SEC Only	All
No South Carolina players foul out	5-1	15-2
One or more SC players foul out.....	1-0	3-0
Having 10 or more assists	6-0	18-0
Having less than 10 assists	0-1	0-2
Scoring more pts. in paint than opponent	5-0	17-0
Scoring equal/less pts. in paint than opp.	1-1	1-2
Scoring more pts. off TOs than opponent	1-0	11-1
Scoring equal/less pts. off TOs than opp.	5-1	7-1
Scoring more 2nd-chance pts.	2-1	12-1
Scoring equal/less 2nd-chance pts.....	4-0	6-1
Scoring more fast break pts.....	4-0	14-0
Scoring equal/less fast break pts.....	2-1	4-2
Wearing white uniforms	3-0	11-0
Wearing black uniforms	3-1	7-1
Wearing garnet uniforms.....	0-0	0-1
Playing in tournaments/classics	0-0	0-1
Playing on live television	3-1	9-1
Playing in November.....	0-0	7-0
Playing in December	0-0	5-1
Playing in January	6-1	6-1
Playing in February	0-0	0-0
Playing in March.....	0-0	0-0
Playing during the day.....	4-0	11-0
Playing at night	2-1	7-2
Playing on Sunday.....	4-0	8-0
Playing on Monday.....	0-0	2-0
Playing on Tuesday.....	0-0	0-0
Playing on Wednesday.....	0-0	1-1
Playing on Thursday.....	2-1	3-1
Playing on Friday	0-0	2-0
Playing on Saturday.....	0-0	2-0
Margin is 5 pts. or less.....	2-1	2-1
Margin is between 6-10.....	3-0	4-1
Margin is between 11-20.....	0-0	2-0
Margin is more than 20.....	1-0	10-0
Having a 20-pt. scorer	1-1	6-2
Having a 30-pt. scorer	0-0	0-0
Scoring 49 points or less.....	0-0	0-0
Scoring 50-59 points	1-0	1-0
Scoring 60-69 points.....	2-1	5-2
Scoring 70-79 points.....	3-0	7-0
Scoring 80-89 points.....	0-0	4-0
Scoring 90-99 points.....	0-0	1-0

2013-14 Team High / Low

South Carolina Highs	South Carolina Lows	Category	Opponent Lows	Opponent Highs
99 vs. Charleston Southern, 11/8	55 at Arkansas, 1/2	Points in Game	25, NC Central, 12/2	74, vs. North Carolina, 12/18
52 (1st) vs. Chas. Southern, 11/8	17 (1st) at Texas A&M, 1/16	Points in Half	12 (1st), SC State, 12/22 12 (2nd), NC Central, 12/2	39 (1st), at Auburn, 1/12 39 (1st), vs. N. Carolina, 12/18 39 (1st), Seton Hall, 11/17
39 vs. Charleston Southern, 11/8	21 at Arkansas, 1/2	Field Goals Made	8, NC Central, 12/2	28, vs. North Carolina, 12/18
66 vs. C. of Charleston, 11/14	41 at Auburn, 1/12	Field Goal Attempts	48, at San Diego St., 11/23 48, at Clemson, 11/20	73, Kentucky, 1/9
.609 (39-64) vs. Chas. Schrn., 11/8	.379 (25-66) vs. CofC, 11/14	FG Percentage	.160 (8-50), NC Central, 12/2	.459 (28-61), vs. UNC, 12/18
9 at San Diego St., 11/23	0 at Vanderbilt, 1/26	3-Point FG Made	1, at Vanderbilt, 1/26 1, Kentucky, 1/9 1, NC Central, 12/2 1, at Southern Cal, 11/25 1, at San Diego St., 11/23	6, Vanderbilt, 1/5 6, Seton Hall, 11/17
9 vs. C. of Charleston, 11/14		3-Point FG Attempts	4, at Texas A&M, 1/16	23, Charleston Southern, 11/8
.667 (4-6) vs. Savannah St., 12/28	.000 (0-2) at Vanderbilt, 1/26	3-Point FG Percentage	.071 (1-14), NC Central, 12/2	.571 (4-7), LA Tech, 11/10
30 vs. Savannah State, 12/28	7 at Vanderbilt, 1/26	Free Throws Made	0, SC State, 12/22	16, at Auburn, 1/12
30 vs. Seton Hall, 11/17		Free Throw Attempts	2, SC State, 12/22	22, at Auburn, 1/12 22, Kentucky 1/9
48 vs. Savannah State, 12/28	7 at Vanderbilt, 1/26	FT Percentage	.000 (0-2), SC State, 12/22	.933 (14-15), Vanderbilt, 1/5
.909 (10-11) vs. Alabama, 1/19	.364 (8-22) vs. LA Tech, 11/10	Rebounds	21, SC State, 12/22	43, Kentucky, 1/9 43, vs. North Carolina, 12/18
62 vs. C. of Charleston, 11/14	27 at Auburn, 1/12	Assists	4, Seton Hall, 11/17	15, at Auburn, 1/12
25 vs. Alabama, 1/19	6 vs. North Carolina, 12/18	Steals	3, NC Central, 12/2	11, at Arkansas, 1/2
25 vs. Charleston Southern, 11/8	2 vs. Alabama, 1/19	Blocked Shots	0, at Vanderbilt, 1/26 0, at Charlotte, 12/8	6, at Auburn, 1/12 6, at Arkansas, 1/2
17 vs. Charleston Southern, 11/8	3 at Auburn, 1/12	Turnovers	8, at Texas A&M, 1/16 8, Seton Hall, 11/17	25, at San Diego St., 11/23 25, Charleston Southern, 11/8
14 vs. Kentucky, 1/9	3 at Southern Cal, 11/25	Fouls	13, NC Central, 12/2	31, Savannah State, 12/28
24 at Vanderbilt, 1/26	7 vs. NC Central, 12/2			
24 at Vanderbilt, 1/26	1 vs. SC State, 12/22			

2013-14 Individual Superlatives

Category	South Carolina	Opponent
Points in Game	24 by Alaina Coates vs. Vanderbilt, 1/5	24 by Tabatha Richardson-Smith, Seton Hall, 11/17
Points in Half	18 (2nd) by Aleighsa Welch at Charlotte, 12/8	15 (2nd) by Erica Williams, Winthrop, 12/20 15 (1st) by Tabatha Richardson-Smith, Seton Hall, 11/17
Field Goals Made	11 by Alaina Coates vs. Vanderbilt, 1/5	9 by Christina Foggie, at Vanderbilt, 1/26 9 by Stephanie Mavunga, vs. North Carolina, 12/18
Field Goal Attempts	19 by Aleighsa Welch at Texas A&M, 1/16	22 by Ka-Deidre Simmons, Seton Hall, 11/17
FG Percentage	1.000 (7-7) by Alaina Coates vs. SC State, 12/22 1.000 (7-7) by Elem Ibiam vs. Charleston Southern, 11/8	.833 (5-6) by Kylee Smith, Vanderbilt, 1/5
3-Point FG Made	4 by Tiffany Mitchell vs. Winthrop, 12/20 4 by Asia Dozier at San Diego St., 11/23 4 by Asia Dozier vs. C. of Charleston, 11/14	5 by Tabatha Richardson-Smith, Seton Hall, 11/17
3-Point FG Attempts	10 by Asia Dozier, at San Diego St., 11/23	9 by Jessica Jackson, at Arkansas, 1/2
3-Point FG Percentage	.800 (4-5) by Tiffany Mitchell vs. Winthrop, 12/20	.833 (5-6) by Tabatha Richardson-Smith, Seton Hall, 11/17
Free Throws Made	12 by Tiffany Mitchell vs. Savannah State, 12/28	8 by Raquel Davis, NC Central, 12/2
Free Throw Attempts	16 by Tiffany Mitchell vs. Savannah State, 12/28	10 by Rquel Davis, NC Central, 12/2
FT Percentage	1.000 (9-9) by Alaina Coates vs. SC State, 12/22	1.000 (5-5) by Jasmine Lister, Vanderbilt, 1/5
Rebounds	17 by Alaina Coates vs. Kentucky, 1/9 17 by Aleighsa Welch vs. C. of Charleston, 11/14	12 by Jhasmin Bowen, at Arkansas, 1/2 12 by Stephanie Mavunga, vs. North Carolina, 12/18
Assists	8 by Tffany Mitchell vs. Alabama, 1/19 8 by Tiffany Mitchell at San Diego St., 11/23	8 by Dequesha McClanahan, Winthrop, 12/20
Steals	6 by Tiffany Mitchell at Auburn, 1/12	4 by Jordan Jones, at Texas A&M, 1/16 4 by Hasina Muhammad, at Auburn, 1/12 4 by Deajanae Scurry, at San Diego St., 11/23 4 by Whitney Frazier, La Tech, 11/10
Blocked Shots	6 by Elem Ibiam vs. Kentucky, 1/9	4 by Monique Maximilien, Charleston Southern, 11/8
Turnovers	8 by Aleighsa Welch at Vanderbilt, 1/26	7 by Kourtney Williams, SC State, 12/22 7 by Ahjalee Harvey, at San Diego St., 11/23
Minutes Played	43 by Aleighsa Welch at Texas A&M, 1/16	45 by Jordan Jones, at Texas A&M, 1/16

Staley Era Team Records

Italics indicates set in 2013-14

Scoring

Most	Points
1. <i>vs. Charleston Southern, 11/8/13</i>	99
2. at Clemson, 11/19/09	92
3. <i>at San Diego State, 11/23/13</i>	88
<i>vs. Seton Hall, 11/17/13</i>	88
5. vs. North Carolina, 12/20/09	85

Fewest	Points
1. at Stanford, 11/26/10	32
2. vs. Georgia, 3/4/11	34
3. vs. Mississippi State, 3/5/09	39
4. at Georgia, 1/13/13	40
5. at Mississippi State, 2/26/09	41

Fewest Allowed	Points
1. vs. South Carolina State, 12/14/11	21
2. vs. Presbyterian, 11/27/11	24
3. <i>vs. SC State, 12/22/13</i>	26
4. <i>vs. NC Central, 12/2/13</i>	27
5. <i>vs. Charleston Southern, 11/8/13</i>	29

Most Allowed	Points
1. at Clemson, 11/19/09	94
2. vs. North Carolina, 12/20/09	93
3. vs. Xavier, 11/12/10	84
4. at Tennessee, 2/17/11	82
at Florida, 2/22/09	82

Margin of Outcome

Victory	Score	Margin
1. <i>vs. Charleston Southern, 11/8/13</i>	99-29	+70
2. <i>vs. NC Central</i>	79-27	+52
3. vs. SC State, 12/14/11	66-21	+45
4. <i>vs. SC State, 12/22/13</i>	70-26	+44
5. <i>vs. Savannah State, 12/28/13</i>	82-40	+42

Defeat	Score	Margin
1. at Stanford, 11/26/10	32-70	-38
2. vs. Georgia, 3/4/11	34-66	-32
3. vs. Stanford, 12/19/08	47-78	-31
4. at Penn State, 11/21/10	48-78	-30
5. vs. Connecticut, 12/28/08	48-77	-29

Field Goals

Made	FGM
1. <i>vs. Charleston Southern, 11/8/13</i>	39
2. vs. North Carolina, 12/20/09	34
at Clemson, 11/19/09	34
4. vs. North Carolina, 12/18/11	33
5. vs. Eastern Michigan, 3/17/12	32

Attempts	FGA
1. vs. Penn State, 11/20/11	76
2. at Clemson, 11/19/09	74
3. vs. Tennessee, 1/20/11	73
4. vs. Kansas, 3/25/13	72
5. vs. NC State, 12/13/09	71

Highest Percentage (Min. 40 FGA)	FGM-A	Pct
1. <i>vs. Charleston Southern, 11/8/13</i>	39-64	.609
2. at Alabama, 1/10/10	31-52	.596
3. <i>vs. NC Central, 12/2/13</i>	31-53	.585
4. <i>vs. Seton Hall, 11/17/13</i>	26-45	.578
5. at Kentucky, 2/14/13	28-50	.560

Lowest Percentage (Min. 40 FGA)	FGM-A	Pct
1. at Stanford, 11/26/10	12-55	.218
2. vs. Georgia, 3/4/11	12-52	.231
3. at Florida, 1/20/13	15-64	.234
4. at Kentucky, 2/5/09	13-55	.236
5. at Georgia, 1/2/11	13-54	.241

Lowest Percentage Allowed	FGM-A	Pct
1. vs. South Carolina State, 12/14/11	6-48	.125
2. <i>vs. NC Central, 12/2/13</i>	8-50	.160
3. <i>vs. Charleston Southern, 11/8/13</i>	10-54	.185
4. vs. Hampton, 11/22/12	11-57	.193
5. vs. Furman, 12/9/12	11-46	.239
vs. Clemson, 11/18/12	11-46	.239

Highest Percentage Allowed	FGM-A	Pct
1. vs. Connecticut, 12/28/08	35-62	.565
vs. Florida, 1/9/11	26-46	.565
3. vs. Xavier, 11/12/10	34-61	.557
4. at Kentucky, 1/13/11	30-55	.545
5. vs. Vanderbilt, 2/27/11	27-50	.540

3-Point Field Goals

Made	3FGM
1. <i>at San Diego State, 11/23/13</i>	9
<i>vs. College of Charleston, 11/14/13</i>	9
vs. Savannah State, 11/15/12	9
at Arkansas, 2/6/11	9
at Ole Miss, 1/16/11	9
vs. North Carolina, 12/18/11	9
vs. Ole Miss, 1/26/12	9

Attempts	3FGA
1. vs. Penn State, 11/20/11	29
2. <i>vs. College of Charleston, 11/14/13</i>	28
vs. North Carolina, 12/19/10	28
4. vs. Savannah State, 11/15/12	25
at Ole Miss, 1/16/11	25

Percentage (Min. 5 3FGA)	3FGM-A	Pct
1. <i>vs. Savannah State, 12/28/13</i>	4-6	.667
vs. Western Carolina, 12/29/12	6-9	.667
at Alabama, 1/10/10	8-12	.667
vs. Charlotte, 12/21/08	8-12	.667
5. vs. Florida, 2/12/12	8-13	.615

Free Throws

Made	FTM
1. at Mississippi State, 1/6/13	32
2. <i>vs. Savannah State, 12/28/13</i>	30
<i>vs. Seton Hall, 11/17/13</i>	30
4. vs. SC State, 12/21/12	27
5. at Ole Miss, 1/22/09	26

Attempts	FTA
1. at Mississippi State, 1/6/13	50
2. <i>vs. Savannah State, 12/28/13</i>	48
3. <i>vs. Seton Hall, 11/17/13</i>	44
vs. SC State, 12/21/12	44
5. <i>vs. College of Charleston, 11/14/13</i>	42

Percentage (Min. 10 FTA)	FTM-A	Pct
1. <i>vs. Alabama, 1/19/14</i>	10-11	.909
2. vs. Auburn, 1/2/09	23-26	.885
3. vs. San Diego State, 11/28/09	14-16	.875
4. at Tennessee, 1/7/10	10-12	.833
5. at Auburn, 2/4/10	9-11	.818

Rebounding

Total	Rebs
1. <i>vs. College of Charleston, 11/14/13</i>	62
2. at Florida, 1/20/13	59
3. vs. Hampton, 11/22/12	57
4. <i>at Texas A&M, 1/16/14</i>	53
<i>vs. Kentucky, 1/9/14</i>	53
at Alabama, 2/7/13	53
vs. Elon, 11/9/12	53
vs. Brown, 12/29/09	53

Offensive	ORebs
1. vs. Elon, 11/9/12	29
2. vs. College of Charleston, 11/23/11	27
3. vs. Kansas, 3/25/13	26
at Florida, 1/20/13	26
4. vs. Savannah State, 11/15/12	25
vs. Penn State, 11/20/11	25
at Penn State, 11/21/10	25

Defensive	DRebs
1. <i>vs. College of Charleston, 11/14/13</i>	39
vs. Hampton, 11/22/12	39
3. <i>at Arkansas, 1/2/14</i>	38
4. <i>at Texas A&M, 1/16/15</i>	37
5. <i>vs. Kentucky, 1/9/14</i>	36

Margin	Rebs	Margin
1. at Alabama, 2/7/13	53-24	+29
2. <i>vs. SC State, 12/22/13</i>	47-21	+26
vs. Florida Gulf Coast, 11/23/12	46-20	+26
4. vs. Hampton, 11/22/12	57-32	+25
5. <i>vs. College of Charleston, 11/14/13</i>	62-38	+24
vs. Savannah State, 11/15/12	50-26	+24

Assists

Game	Assists
1. <i>vs. Alabama, 1/19/14</i>	25
<i>vs. Charleston Southern, 11/8/13</i>	25
3. <i>at San Diego State, 11/23/13</i>	24
4. vs. Eastern Michigan, 3/17/12	22
5. <i>vs. NC Central, 12/2/13</i>	20
at Louisiana Tech, 11/12/12	20
vs. Alabama, 2/15/09	20

Steals

Game	Steals
1. vs. Furman, 12/11/11	21
2. <i>vs. Charleston Southern, 11/8/13</i>	17
3. vs. NC State, 12/12/10	16
vs. USC Upstate, 12/16/08	16
5. vs. Furman, 12/9/12	15
vs. High Point, 12/2/09	15
vs. Davidson, 11/24/08	15

Blocked Shots

Game	Blocks
1. <i>vs. Kentucky, 1/9/14</i>	14
2. <i>vs. Charleston Southern, 11/14/13</i>	12
3. <i>at Arkansas, 1/2/14</i>	11
vs. Eastern Michigan, 3/17/12	11
vs. Furman, 12/11/11	11

Turnovers

Fewest	TOs
1. at Tennessee, 2/2/12	4
2. at Missouri, 2/28/13	5
vs. Georgia, 3/2/12	5
vs. Ole Miss, 3/3/11	5
5. vs. Stanford, 12/19/12	7
at Louisiana Tech, 11/12/12	7
vs. Tennessee, 3/3/12	7

Most	TOs
1. at Wake Forest, 12/3/08	32
2. vs. Hampton, 11/22/12	29
vs. Kentucky, 1/15/12	29
4. at Kentucky, 1/13/11	28
5. vs. Jacksonville, 12/30/08	26

The Last Time ...

Individual

Scored 50 Points

South Carolina	51, Jocelyn Penn vs. Stetson, 1/4/03
Opponent	Never

Scored 40 Points

South Carolina	51, Jocelyn Penn vs. Stetson, 1/4/03
Opponent	46, Cornelia Gayden, LSU, 1/14/95

Scored 30 Points

South Carolina	30, Ieasia Walker vs. Clemson, 11/18/10
Opponent	32, LaQueta Ferguson, Florida International, 11/25/07

Grabbed 20 Rebounds

South Carolina	25, Kelsey Bone vs. Boston University, 12/28/09
Opponent	24, Courtney Paris, Oklahoma, 12/30/07

Grabbed 15 Rebounds

South Carolina	16, Aleighsa Welch at Texas A&M, 1/16/14
Opponent	15, Kelsey Bone, Texas A&M, 2/10/13

Two Players with 20 or More Points

South Carolina	La'Keisha Sutton 21/Markeshia Grant 20 vs. North Carolina, 12/18/11
Opponent	Monica Engelmann 27/Angel Goodrich 20, Kansas, 3/25/13

Two Players with 10 or More Rebounds

South Carolina	Aleighsa Welch 16/Elem Ibiam 12 at Texas A&M, 1/16/14
Opponent	Quistelle Williams 10/Berna Calli 10, Arkansas, 1/27/13

Had 10 Assists

South Carolina	10, Samone Kennedy at Florida, 2/24/08
Opponent	11, Marneshia Richard, Mississippi State, 1/21/07

Had Five Steals

South Carolina	6, Tiffany Mitchell at Auburn, 1/12/14
Opponent	5, Sam Ramirez, Appalachian State, 3/16/11

Had Five Blocked Shots

South Carolina	6, Elem Ibiam vs. Kentucky, 1/9/14
Opponent	7, Isabelle Harrison, Tennessee, 1/3/13

Had a Double-Double

South Carolina	Aleighsa Welch (12 pts/10 rebs) vs. Alabama, 1/19/14
Opponent	Azia Bishop (12 pts/11 rebs), Kentucky 1/9/14

Two Players had a Double-Double

South Carolina	Alaina Coates (10 pts/17 rebs)/Aleighsa Welch (16 pts/14 rebs) vs. Kentucky, 1/9/14
Opponent	Chiney Ogwumike (11 pts/10 rebs)/Nnemkadi Ogwumike (39 pts/10 rebs), Stanford, 3/24/12

Three Players had a Double-Double

South Carolina	Ashley Bruner (16 pts/12 rebs)/Aleighsa Welch (16 pts/ 11 rebs)/Elem Ibiam (12 pts/10 rebs) vs. Kansas, 3/25/13
Opponent	Merlakia Jones (26 pts/10 rebs)/Takilya Davis (19 pts/13 rebs)/DeLisha Milton (14 pts/15 rebs), at Florida, 2/20/94

Had a Triple-Double

South Carolina	Iva Sliskovic (18 pts, 15 rebs, 10 assts) vs. High Point, 12/20/06
Opponent	Never

Team

Scored 100 Points

South Carolina	102 vs. North Carolina A&T, 3/21/08
Opponent	103, Clemson, 11/21/03

Won by 30 or More Points

South Carolina	82-40 (42) vs. Savannah State, 12/28/13
Opponent	66-34 (32), Georgia, 3/4/11

Shot 65% or Better from the Field

South Carolina	.652 (45-69) vs. East Tennessee State, 12/19/00
Opponent	Never

Shot 60% or Better from the Field

South Carolina	.609 (39-64) vs. Charleston Southern, 11/8/13
Opponent	.604 (29-48), Vanderbilt, 1/18/01

Shot 50% or Better from the Field

South Carolina	.540 (27-50) at Vanderbilt, 1/26
Opponent	.535 (23-43), Missouri, 2/28/13

No Players in Double-Figure Points

South Carolina	at Auburn, 1/19/12
Opponent	SC State, 12/22/13

Five Players in Double-Figure Points

South Carolina	vs. Seton Hall, 11/17/13
Opponent	Arkansas, 2/14/10

Faced AP Top-25 Opponent

Win	61-57 at No. 16 Vanderbilt, 1/26/14
Loss	65-67 at No. 25 Texas A&M, 1/16/14

Faced AP Top-10 Opponent

Win	68-59 vs. No. 9 Kentucky, 1/9/14
Loss	78-74 at No. 7 Kentucky, 2/14/13

Faced AP Top-5 Opponent

Win	55-50 vs. No. 5 Kentucky, 1/24/13
Loss	49-53 vs. No. 1 Stanford, 12/19/12

Faced AP No. 1 Team

Win	Never
Loss	49-53 vs. No. 1 Stanford, 12/19/12

Overtime Game

Win	58-55 vs. Drexel, 11/28/12
Loss	65-57 at Texas A&M, 1/16/14

Double-Overtime Game

Win	92-91 at Florida State, 2/4/91
Loss	92-94 at Clemson, 11/19/09

South Carolina Was Ranked (AP Poll)

AP No. 1	Never
AP Top 10	No. 7, 1/27/14
AP Top 25	No. 7, 1/27/14



ALAINA COATES

**6-4
Freshman
Center
Irmo, S.C.
Dutch Fork**

#41

Miscellaneous Stats

	Season	Career
Double-Double	6	6
20+ Points	4	4
10+ Points	13	13
10+ Rebounds	6	6
Tm-High Pts.	4	4
Tm-High Rebs.	10	10

- Has played in 20 games, including one start (LA Tech)
- Only freshman to rank among SEC's top 25 scorers (25th) and top 20 rebounders (8th) ... Is third in SEC and 45th in nation with 2.1 blocks per game
- In league play, leads SEC with 2.7 blocked shots per game and is second in rebounding at 9.1 per outing
- Tied for Gamecock freshman record with 42 blocked shots, needing just one more to crack the overall single-season top 10
- Has led the team in scoring four times (Charleston Southern, at San Diego St., SC State, Vanderbilt)
- Has led the team in rebounding 10 times (LA Tech, Seton Hall, at San Diego St., at USC, NC Central, Savannah St., at Arkansas, Vanderbilt, Kentucky, Auburn)
- Played just 12 minutes at #16/19 Vanderbilt (Jan. 26) due to foul trouble, still blocking four shots, including three in second half to help secure victory
- Posted six points and six rebounds in just 11 minutes of first-half action against Alabama (Jan. 19), narrowly missing a double-double with 10 points and nine rebounds
- Earned third SEC Freshman of the Week award (Jan. 13) after averaging 12.0 points and 11.3 rebounds in wins over Kentucky and Auburn
- Scored all 14 of her points at Auburn, (Jan. 12) in first half, including eight during 19-10 run that closed half with game tied after Gamecocks trailed by as many as 12
- Set Gamecock freshman record with 17 rebounds against #9/10 Kentucky (Jan. 9) and posted fourth-straight double-double
- Named SEC Freshman of the Week (Jan. 6) for back-to-back double-doubles to open SEC play, becoming first Gamecock freshman ever to post double-doubles in her first two SEC outings
- Scored 12 of her career-high 24 points against Vanderbilt (Jan. 5) during final 10 minutes of first half to help turn two-point deficit into 11-point halftime lead
- Tied program's freshman single-game record with five blocks at Arkansas (Jan. 2) while posting second-straight double-double, including five defensive rebounds during crucial seven-minute stretch of second half to keep Razorbacks from putting together complete rally
- Recorded double-double against Savannah State (Dec. 28), doing nearly all of it in the second half – 11 points and nine rebounds in final 20 minutes
- Posted only perfect shooting night by a freshman (minimum five attempts each in program history), hitting 7-of-7 from the field and 9-of-9 free throws against SC State (Dec. 22), with field goal performance tying for fourth in Colonial Life Arena history
- Scored 17 of her career-high 21 points at San Diego State (Nov. 23) in the second half, including a personal 7-0 run late in the game
- Made 11 free throws at San Diego State (Nov. 23), second-most by a Gamecock freshman in school history while her 15 attempts tied the freshman record
- Named SEC Freshman of the Week (Nov. 18) after averaging a double-double in two games (CofC, Seton Hall)
- Grabbed 14 rebounds against CofC (Nov. 14), 10 in the second half, to tie for third in school history among freshmen, one shy of the freshman school record

2013-14 Game-by-Game

Opponent	Date	GS	MIN	FG-A	3FG-A	FTA	Reb	PF	A	TO	B	S	TP
Chas. Sthrn.	11/08	17	9-14	0-0	2-2	4-3-7	2	1	1	2	1	20	
LA Tech	11/10	*	19	6-10	0-0	0-3	5-5-10	3	0	0	0	0	12
CofC	11/14	13	3-6	0-0	5-9	5-9-14	2	0	1	3	0	11	
Seton Hall	11/17	19	4-5	0-0	2-6	3-5-8	3	1	0	4	1	10	
at Clemson	11/20	15	2-5	0-0	5-8	1-5-6	4	0	1	1	2	9	
at San Diego State	11/23	22	5-6	0-0	11-15	1-7-8	4	0	0	1	0	21	
at USC	11/25	17	4-7	0-0	0-1	1-8-9	4	0	2	0	1	8	
NC Central	12/02	22	7-8	0-0	1-2	2-5-7	3	1	1	2	1	15	
at Charlotte	12/08	12	0-4	0-0	2-2	2-2-4	0	0	0	2	0	2	
vs. N. Carolina	12/18	9	0-0	0-0	0-0	0-1-1	1	0	1	1	0	0	
Winthrop	12/20	8	1-2	0-0	1-2	3-0-3	1	0	4	1	0	3	
SC State	12/22	17	7-7	0-0	9-9	0-5-5	0	1	3	3	0	23	
Savannah St.	12/28	24	4-5	0-0	9-14	5-7-12	2	0	2	3	0	17	
at Arkansas*	01/02	26	5-8	0-0	1-2	2-10-12	3	0	2	5	0	11	
Vanderbilt*	01/05	28	11-16	0-0	2-4	4-6-10	2	0	3	3	1	24	
Kentucky*	01/09	27	3-9	0-0	4-7	7-10-17	2	0	3	4	1	10	
at Auburn*	01/12	25	4-5	0-0	6-10	2-4-6	1	0	1	1	1	14	
at Texas A&M*	01/16	22	3-6	0-0	2-4	2-3-5	3	0	3	0	1	8	
Alabama*	01/19	21	4-9	0-0	2-2	5-4-9	4	1	1	2	0	10	
at Vanderbilt*	01/26	12	3-4	0-0	0-1	0-5-5	5	0	3	4	0	6	
Ole Miss*	01/30												
Missouri*	02/02												
at Miss. State*	02/06												
Arkansas*	02/09												
at LSU*	02/16												
at Kentucky*	02/20												
Florida*	02/23												
Georgia*	02/27												
at Tennessee*	03/02												

Career Highs – All Games

Pts 24 vs. Vanderbilt, 1/5/14
FG 11 vs. Vanderbilt, 1/5/14
FGA 16 vs. Vanderbilt, 1/5/14
FG % 1.00 (7-7) vs SC State, 12/22/13
FT 11 at San Diego St., 11/23/13
FTA 15 at San Diego St., 11/23/13
FT % 1.00 (9-9), vs. SC State, 12/22/13
Rebs 17 vs. Kentucky, 1/9/14
Off Rebs 7 vs. Kentucky, 1/9/14
Def Rebs 10, 2x, last vs Kentucky, 1/9/14
Blks 5 at Arkansas, 1/2/14
Stls 2 at Clemson, 11/20/13
Assts 1, 5x, last vs Alabama, 1/19/14
Min 28 vs. Vanderbilt, 1/5/14

Career – SEC Games

Pts 24 vs. Vanderbilt, 1/5/14
FG 11 vs. Vanderbilt, 1/5/14
FGA 16 vs. Vanderbilt, 1/5/14
FG %800 (4-5), at Auburn, 1/12/14
FT 6 at Auburn, 1/12/14
FTA 10 at Auburn, 1/12/14
FT % 1.00 (2-2), vs. Alabama, 1/19/14
Rebs 17 vs. Kentucky, 1/9/14
Off Rebs 7 vs. Kentucky, 1/9/14
Def Rebs 10, 2x, last vs. Kentucky, 1/9/14
Blks 5 at Arkansas, 1/2/14
Stls 1, 4x, last at Texas A&M, 1/16/14
Assts 1 vs. Alabama, 1/19/14
Min 28 vs. Vanderbilt, 1/5/14

Career Stats at South Carolina

Year	GP	GS	Min	Avg	FG	FGA	Pct	3FG	FGA	Pct	FT	FTA	Pct	Off	Def	Tot	Avg	PF	FO	A	TO	Blk	Stl	Pts	Avg
2013-14	20	1	375	18.8	85	136	.625	0	0	—	64	103	.621	54	104	158	7.9	49	1	5	32	42	10	234	11.7



TIFFANY DAVIS

5-7
R-Freshman
Guard
Houston, Texas
Westbury Christian

#15

Miscellaneous Stats

	Season	Career
Double-Double	0	0
10+ Points	0	0
5+ Assists	0	0
5+ Steals	0	1
Tm-High Pts.	0	0
Tm-High Assts.	0	0

- Has played in 18 games, including seven starts
- Was solid against pressure from #9/10 Kentucky, not committing a turnover in 16 minutes on the floor
- Grabbed a career-high six rebounds at Arkansas (Jan. 2)
- Scored a career-high eight in her third start of the season against Savannah State (Dec. 28), including a perfect shooting night highlighted by a pair of 3s
- Posted her most productive start against SC State (Dec. 22), scoring six points and matching career high with three assists
- Drew first career start against Winthrop (Dec. 20), taking over point guard duties from the injured Khadijah Sessions
- Returned to action at Charlotte (Dec. 8) after recovering from shoulder injury, playing a steady eight minutes
- Matched her career high with three assists in just three minutes at San Diego State (Nov. 23) before a first-half shoulder injury ended her game
- Scored a career-high seven points against College of Charleston (Nov. 14), hitting 2-of-4 from the field, including a 3-pointer, while dishing out three assists
- Returned from knee surgery last season to score five points on 2-of-3 shooting in the season opener against Charleston Southern (Nov. 8)

2013-14 Game-by-Game

Opponent	Date	GS	MIN	FG-A	3FG-A	FTA	Reb	PF	A	TO	B	S	TP
Chas. Sthrn.	11/08		16	2-3	0-0	1-3	1-1-2	1	1	2	1	0	5
LA Tech	11/10		10	1-4	1-4	0-0	1-1-2	0	1	2	0	1	3
CofC	11/14		19	2-4	1-2	2-2	0-1-1	0	3	2	0	1	7
Seton Hall	11/17		5	0-0	0-0	0-0	0-1-1	0	0	1	0	0	0
at Clemson	11/20		10	0-0	0-0	0-0	0-0-0	0	1	0	0	0	0
at San Diego State	11/23		3	0-1	0-0	0-0	0-0-0	0	3	0	0	0	0
at USC	11/25												
NC Central	12/02												
at Charlotte	12/08		8	0-0	0-0	0-0	0-0-0	1	0	1	0	0	0
vs. N. Carolina	12/18		7	0-1	0-0	0-0	0-0-0	0	0	0	0	0	0
Winthrop	12/20	*	26	1-5	1-5	0-0	0-4-4	2	2	6	0	1	3
SC State	12/22	*	15	2-6	2-2	0-0	0-1-1	0	3	3	0	1	6
Savannah St.	12/28	*	22	3-3	2-2	0-2	0-1-1	1	0	1	0	0	8
at Arkansas*	01/02	*	30	1-4	0-1	1-2	0-6-6	3	1	6	0	0	3
Vanderbilt*	01/05	*	18	1-2	0-1	1-1	0-1-1	3	2	1	0	0	3
Kentucky*	01/09	*	16	0-2	0-0	0-0	0-0-0	2	1	0	0	0	0
at Auburn*	01/12	*	3	0-1	0-1	0-0	0-1-1	1	0	2	0	0	0
at Texas A&M*	01/16		11	0-0	0-0	0-0	0-1-1	2	0	1	0	0	0
Alabama*	01/19		1	0-1	0-0	0-0	0-0-0	0	0	1	0	0	0
at Vanderbilt*	01/26		6	0-0	0-0	0-0	0-1-1	1	1	1	0	0	0
Ole Miss*	01/30												
Missouri*	02/02												
at Miss. State*	02/06												
Arkansas*	02/09												
at LSU*	02/16												
at Kentucky*	02/20												
Florida*	02/23												
Georgia*	02/27												
at Tennessee*	03/02												

Career Highs – All Games

Pts 8 vs. Savannah St., 12/28/13
FG 3 vs. Savannah State, 12/28/13
FGA 6 vs. SC State, 12/22/13
FG % 1.00 (3-3) vs. Savannah St., 12/28/13
3FG 2, 2x, last vs. Sav. St., 12/28/13
3FGA 5 vs. Winthrop, 12/20/13
3FG % 1.00 (2-2), 2x, last vs. Savannah St., 12/28/13
FT 2, 2x, last vs. CofC, 11/14/13
FTA 3 vs. Chas. Southern, 11/8/13
FT % 1.00 (2-2), 2x, last vs. CofC, 11/14/13
Rebs 6 at Arkansas, 1/2/14
Off Rebs 4 vs. Winthrop 12/20/13
Def Rebs 6 at Arkansas, 1/2/14
Stls 5 vs. Elon, 11/9/12
Assts 3, 4x, last vs. SC State, 12/22/13
Min 30 at Arkansas, 1/2/14

Career Highs – SEC Games

Pts 3, 2x, last vs. Vanderbilt, 1/5/14
FG 1, 2x, last vs. Vanderbilt, 1/5/14
FGA 4 at Arkansas, 1/2/14
FG %500 (1-2), vs. Vanderbilt, 1/5/14
3FG 1, 3x, last at Auburn, 1/12/14
3FGA 1, 3x, last at Auburn, 1/12/14
3FG %
FT 1, 2x, last vs. Vanderbilt, 1/5/14
FTA 2 at Arkansas, 1/2/14
FT % 1.00 (1-1), vs. Vanderbilt, 1/5/14
Rebs 6 at Arkansas, 1/2/14
Off Rebs
Def Rebs 6 at Arkansas, 1/2/14
Stls
Assts 2 vs. Vanderbilt, 1/5/14
Min 30 at Arkansas, 1/2/14

Season Highs – All Games

Pts 8 vs. Savannah St., 12/28
FG 3 vs. Savannah State, 12/28
FGA 6 vs. SC State, 12/22
FG % 1.00 (3-3) vs. Savannah St., 12/28
3FG 2, 2x, last vs. Sav. St., 12/28
3FGA 5 vs. Winthrop, 12/20
3FG % 1.00 (2-2), 2x, last vs. Savannah St., 12/28
FT 2, 2x, last vs. CofC, 11/14
FTA 3 vs. Chas. Southern, 11/8
FT % 1.00 (2-2), 2x, last vs. CofC, 11/14
Rebs 6 at Arkansas, 1/2
Off Rebs 4 vs. Winthrop 12/20/13
Def Rebs 6 at Arkansas, 1/2
Stls 1, 4x, last vs. SC State, 12/22
Assts 3, 3x, last vs. SC State, 12/22
Min 30 at Arkansas, 1/2

Season Highs – SEC Games

Pts 3, 2x, last vs. Vanderbilt, 1/5
FG 1, 2x, last vs. Vanderbilt, 1/5
FGA 4 at Arkansas, 1/2
FG %500 (1-2), vs. Vanderbilt, 1/5
3FG
3FGA 1, 3x, last at Auburn, 1/12
3FG %
FT 1, 2x, last vs. Vanderbilt, 1/5
FTA 2 at Arkansas, 1/2
FT % 1.000 (1-1), vs. Vanderbilt, 1/5
Rebs 6 at Arkansas, 1/2
Off Rebs
Def Rebs 6 at Arkansas, 1/2
Stls
Assts 2 vs. Vanderbilt, 1/5
Min 30 at Arkansas, 1/2

Career Stats at South Carolina

Year	GP	GS	Min	Avg	FG	FGA	Pct	3FG	FGA	Pct	FT	FTA	Pct	Off	Def	Tot	Avg	PF	FO	A	TO	Blk	Stl	Pts	Avg
2012-13	3	0	40	13.3	4	8	.500	1	4	.250	3	4	.750	1	3	4	1.3	2	0	4	2	0	5	12	4.0
2013-14	18	7	226	12.6	13	37	.351	7	18	.389	5	10	.500	2	20	22	1.2	17	0	19	30	1	4	38	2.1
Career Totals	21	7	266	12.7	17	45	.378	8	22	.364	8	14	.571	3	23	26	1.2	19	0	23	32	1	9	50	2.4



ASIA DOZIER

6-0
Sophomore
Guard/Forward
Columbia, S.C.
Spring Valley

#31

Miscellaneous Stats

	Season	Career
Double-Double	0	0
10+ Points	5	7
10+ Rebounds	0	1
5+ Assists	5	6
Tm-High Pts.	1	1
Tm-High Assts.	5	6

- Has played in every game this season, starting 19
- Has led the team in scoring one time (CofC)
- Had led the team in assists five times (at Charlotte, at Arkansas, Vanderbilt, Kentucky, at Auburn)
- Ranks 12th in the SEC with 3.4 assists per conference game with three league games of five assists
- Scored all of her nine points at #16/19 Vanderbilt (Jan. 26) in first half, including seven straight to help team stay in front while three other starters sat with foul trouble
- Drained a 3 to bring Gamecocks within a point with under four minutes to play at #25/21 Texas A&M
- Hit a 3 early in second half at Auburn (Jan. 12) to give Gamecocks first lead of the game, added a free throw late in game to hold off Tigers' late rally
- Dished team-high five assists against Vanderbilt (Jan. 5) for second-straight game
- Played solid all-around game at Arkansas (Jan. 2), tying career high with five assists while logging just shy of the full 40 minutes
- Netted three 3s en route to 13 points and handed out five assists in 39 minutes, playing huge role in staving off second-half Winthrop (Dec. 20) rally
- Responded well to coming off the bench at Charlotte (Dec. 8), contributing in every category – 10 points, four assists, five rebounds, two steals in 32 minutes
- Scored all of her career-high 16 points at San Diego State (Nov. 23) in the first half, hitting 3-of-6 3s in her 17 minutes before halftime
- Posted a career-high 16 points against College of Charleston (Nov. 14) to lead the team in scoring for first time in her career

2013-14 Game-by-Game

Opponent	Date	GS	MIN	FG-A	3FG-A	FTA	Reb	PF	A	TO	B	S	TP
Chas. Sthrn.	11/08	*	17	1-3	0-0	2-2	2-1-3	1	5	1	1	2	4
LA Tech	11/10	*	21	3-5	1-1	0-0	0-1-1	1	0	3	0	0	7
CofC	11/14	*	25	6-12	4-8	0-0	0-2-2	1	3	1	0	0	16
Seton Hall	11/17	*	27	2-6	2-4	0-0	0-4-4	2	2	3	0	2	6
at Clemson	11/20	*	30	2-9	0-5	0-1	3-6-9	3	0	2	0	0	4
at San Diego State	11/23	*	28	5-13	4-10	2-2	3-0-3	2	0	2	0	2	16
at USC	11/25	*	25	1-4	0-1	2-2	0-2-2	1	2	3	0	0	4
NC Central	12/02	*	18	2-3	1-2	1-2	0-2-2	0	1	0	0	0	6
at Charlotte	12/08	*	32	4-7	0-1	2-3	2-3-5	1	4	5	1	2	10
vs. N. Carolina	12/18	*	21	1-3	0-2	1-2	1-2-3	4	1	2	0	0	3
Winthrop	12/20	*	39	4-9	3-7	2-4	0-2-2	1	5	2	0	0	13
SC State	12/22	*	20	1-5	1-4	1-2	0-0-4	0	3	1	0	1	4
Savannah St.	12/28	*	19	4-8	2-2	0-0	0-1-1	2	1	0	0	1	10
at Arkansas*	01/02	*	40	4-12	1-3	0-0	0-2-2	2	5	7	0	1	9
Vanderbilt*	01/05	*	29	1-7	1-2	2-2	0-1-1	2	5	5	0	1	5
Kentucky*	01/09	*	24	0-6	0-1	0-0	0-1-1	3	4	2	1	0	0
at Auburn*	01/12	*	31	3-4	2-3	1-3	0-5-5	2	3	5	0	0	9
at Texas A&M*	01/16	*	33	2-9	1-5	0-0	0-3-3	4	0	4	1	0	5
Alabama*	01/19	*	26	3-4	2-3	0-0	0-3-3	1	5	1	0	0	8
at Vanderbilt*	01/26	*	29	4-9	0-1	1-2	0-3-3	3	2	0	0	0	9
Ole Miss*	01/30												
Missouri*	02/02												
at Miss. State*	02/06												
Arkansas*	02/09												
at LSU*	02/16												
at Kentucky*	02/20												
Florida*	02/23												
Georgia*	02/27												
at Tennessee*	03/02												

Career Highs – All Games

Pts 16, 2x, last at San Diego St., 11/23/13
FG 6 vs. C. of Charleston, 11/14/13
FGA 13 at San Diego St., 11/23/13
FG %... 1.00 (4-4) at Kentucky, 2/14/13
3FG... 4, 2x, last at San Diego St., 11/23/13
3FGA..... 10 at San Diego St., 11/23/13
3FG %.... 1.00 (2-2), 2x, last vs. Savannah St., 12/28/13
FT..... 4 vs. Elon, 11/9/12
FTA..... 7 vs. Elon, 11/9/12
FT%..... 1.00 (2-2), 5x, last vs. Vanderbilt, 1/5/14
Rebs..... 10 vs. Elon, 11/9/12
Off Rebs 4 vs. Elon, 11/9/12
Def Rebs . 6, 2x, last at Clemson, 11/20/13
Blks 1, 8x, last at Texas A&M, 1/16/14
Stls..... 2, 5x, last at Charlotte, 12/8/13
Assts 5, 6x, last vs. Alabama, 1/19/14
Min..... 40 vs. Arkansas, 1/2/14

Career Highs – SEC Games

Pts 10 at Kentucky, 2/14/13
FG 4, 3x, last at Vanderbilt, 1/26/14
FGA 12 at Arkansas, 1/2/14
FG %... 1.00 (4-4) at Kentucky, 2/14/13
3FG ... 2, 3x, last, vs. Alabama, 1/19/14
3FGA 6 at Ole Miss, 2/17/13
3FG %... 1.00 (2-2) at Kentucky, 2/14/13
FT 2 vs. Vanderbilt, 1/5/14
FTA 3 at Auburn, 1/12/14
FT %... 1.00 (2-2) vs. Vanderbilt, 1/5/14
Rebs 6 at Ole Miss, 2/17/13
Off Rebs 2 at Ole Miss, 2/17/13
Def Rebs 5 at Auburn, 1/12/14
Blks ... 1, 3x, last at Texas A&M, 1/16/14
Stls..... 1, 3x, last vs. Vanderbilt, 1/5/14
Assts ... 5, 3x, last vs. Alabama, 1/19/14
Min..... 40 vs. Arkansas, 1/2/14

Season Highs – All Games

Pts .. 16, 2x, last at San Diego St., 11/23
FG 6 vs. C. of Charleston, 11/14
FGA 13 at San Diego St., 11/23
FG %... .750 (3-4), 2x, last vs. Ala., 1/19
3FG .. 4, 2x, last at San Diego St., 11/23
3FGA..... 10 at San Diego St., 11/23
3FG %..... 1.00 (2-2) vs. Savannah St., 12/28
FT..... 2 vs. Winthrop, 12/20
FTA..... 4 vs. Winthrop, 12/20
FT%..... 1.00 (2-2), 4x, last vs. Vanderbilt, 1/5
Rebs..... 9 at Clemson, 11/20
Off Rebs .. 3, 2x, last at San Diego St., 11/23
Def Rebs 6 at Clemson, 11/20
Blks 1, 4x, last at Texas A&M, 1/16
Stls..... 2, 4x, last at Charlotte, 12/8
Assts 5, 5x, last vs. Alabama, 1/19
Min..... 40 vs. Arkansas, 1/2

Season Highs – SEC Games

Pts 9, 3x, last at Vanderbilt, 1/26
FG 4, 2x, last at Vanderbilt, 1/26
FGA 12 at Arkansas, 1/2
FG %... .750 (3-4), 2x, last vs. Ala., 1/19
3FG 2, 2x, last, vs. Alabama, 1/19
3FGA 5 at Texas A&M, 1/16
3FG %... .666 (2-3), 2x, last vs. Ala., 1/19
FT 2 vs. Vanderbilt, 1/5
FTA 3 at Auburn, 1/12
FT % 1.00 (2-2), vs. Vanderbilt, 1/5
Rebs 5 at Auburn, 1/12
Off Rebs 5 at Auburn, 1/12
Def Rebs 5 at Auburn, 1/12
Blks 1, 2x, last at Texas A&M, 1/16
Stls..... 1, 2x, last vs. Vanderbilt, 1/5
Assts 5, 3x, last vs. Alabama, 1/19
Min..... 40 vs. Arkansas, 1/2

Career Stats at South Carolina

Year	GP	GS	Min	Avg	FG	FGA	Pct	3FG	FGA	Pct	FT	FTA	Pct	Off	Def	Tot	Avg	PF	FO	A	TO	Blk	Stl	Pts	Avg
2012-13	31	0	398	12.8	28	134	.209	16	91	.176	11	24	.458	19	42	61	2.0	35	1	25	20	4	8	83	2.7
2013-14	20	19	534	26.7	53	138	.384	25	65	.385	17	27	.630	11	48	59	2.9	37	0	51	49	4	12	148	7.4
Career Totals	51	19	932	18.3	81	272	.298	41	156	.263	28	51	.549	30	90	120	2.3	72	1	76	69	8	20	231	4.5



INDIA FARMER

6-0
Freshman
Forward
North Myrtle Beach, S.C.
North Myrtle Beach

#0

Miscellaneous Stats

	Season	Career
Double-Double	0	0
10+ Points	0	0
10+ Rebounds	0	0
5+ Blocks	0	0
Tm-High Pts.	0	0
Tm-High Rebs.	0	0

- Has played in eight games
- Netted first career SEC points with a late 3 against Alabama (Jan. 19)
- Scored her first career points on a 3-pointer against NC Central (Dec. 2), also snagging three rebounds in her 11 minutes of play

2013-14 Game-by-Game

Opponent	Date	GS	MIN	FG-A	3FG-A	FTA	Reb	PF	A	TO	B	S	TP
Chas. Sthrn.	11/08	6	0-0	0-0	0-0	0-0-0	0	0	0	0	0	0	0
LA Tech	11/10	1	0-0	0-0	0-0	0-0-0	0	0	0	0	0	0	0
CofC	11/14	5	0-0	0-0	0-0	0-0-0	1	0	0	0	0	0	0
Seton Hall	11/17					— DNP (Coach's Decision)	—						
at Clemson	11/20	1	0-0	0-0	0-0	0-0-0	0	0	0	0	0	0	0
at San Diego State	11/23					— DNP (Coach's Decision)	—						
at USC	11/25					— DNP (Coach's Decision)	—						
NC Central	12/02	11	1-3	1-2	0-0	1-2-3	1	0	0	0	0	0	3
at Charlotte	12/08					— DNP (Coach's Decision)	—						
vs. N. Carolina	12/18					— DNP (Coach's Decision)	—						
Winthrop	12/20					— DNP (Coach's Decision)	—						
SC State	12/22	5	0-2	0-0	0-0	1-0-1	0	0	0	0	0	0	0
Savannah St.	12/28	4	0-0	0-0	0-0	0-0-0	0	0	0	1	0	0	0
at Arkansas*	01/02					— DNP (Coach's Decision)	—						
Vanderbilt*	01/05					— DNP (Coach's Decision)	—						
Kentucky*	01/09					— DNP (Coach's Decision)	—						
at Auburn*	01/12					— DNP (Coach's Decision)	—						
at Texas A&M*	01/16					— DNP (Coach's Decision)	—						
Alabama*	01/19	1	1-1	1-1	0-0	0-0-0	1	0	0	0	0	0	3
at Vanderbilt*	01/26					— DNP (Coach's Decision)	—						
Ole Miss*	01/30												
Missouri*	02/02												
at Miss. State*	02/06												
Arkansas*	02/09												
at LSU*	02/16												
at Kentucky*	02/20												
Florida*	02/23												
Georgia*	02/27												
at Tennessee*	03/02												

Career Highs – All Games

Pts 3, 2x, last vs. Alabama, 1/19/14
 FG 1, 2x, last vs. Alabama, 1/19/14
 FGA 3 vs. NC Central, 12/2/13
 FG %.. 1.00 (1-1) vs. Alabama, 1/19/14
 3FG 1, 2x, last vs. Alabama, 1/19/14
 3FGA 2 vs. NC Central, 12/2/13
 3FG % 1.00 (1-1) vs. Alabama, 1/19/14
 FT
 FTA
 FT %
 Rebs 3 vs. NC Central, 12/2/13
 Off Rebs 1, 2x, last vs. SC State, 12/22/13
 Def Rebs 2 vs. NC Central, 12/2/13
 Blks 1, vs. Savannah State, 12/28/13
 Stls
 Assts
 Min 11 vs. NC Central, 12/2/13

Career Highs – SEC Games

Pts 3 vs. Alabama, 1/19/14
 FG 1 vs. Alabama, 1/19/14
 FGA 1 vs. Alabama, 1/19/14
 FG %.. 1.00 (1-1) vs. Alabama, 1/19/14
 FT
 FTA
 FT %
 Rebs
 Off Rebs
 Def Rebs
 Blks
 Stls
 Assts
 Min 1 vs. Alabama, 1/19/14

Season Highs – All Games

Pts 3, 2x, last vs. Alabama, 1/19
 FG 1, 2x, last vs. Alabama, 1/19
 FGA 3 vs. NC Central, 12/2
 FG %..... 1.00 (1-1) vs. Alabama, 1/19
 3FG 1, 2x, last vs. Alabama, 1/19
 3FGA 2 vs. NC Central, 12/2
 3FG % 1.00 (1-1) vs. Alabama, 1/19
 FT
 FTA
 FT %
 Rebs 3 vs. NC Central, 12/2/13
 Off Rebs 1, 2x, last vs. SC State, 12/22
 Def Rebs 2 vs. NC Central, 12/2/13
 Blks 1, vs. Savannah State, 12/28
 Stls
 Assts
 Min 11 vs. NC Central, 12/2/13

Season Highs – SEC Games

Pts 3 vs. Alabama, 1/19
 FG 1 vs. Alabama, 1/19
 FGA 1 vs. Alabama, 1/19
 FG % 1.00 (1-1) vs. Alabama, 1/19
 FT
 FTA
 FT %
 Rebs
 Off Rebs
 Def Rebs
 Blks
 Stls
 Assts
 Min 1 vs. Alabama, 1/19

Career Stats at South Carolina

Year	GP	GS	Min	Avg	FG	FGA	Pct	3FG	FGA	Pct	FT	FTA	Pct	Off	Def	Tot	Avg	PF	FO	A	TO	Blk	Stl	Pts	Avg
2013-14	8	0	34	4.3	2	6	.333	2	3	.667	0	0	—	2	2	4	0.50	3	0	0	0	1	0	6	0.8



OLIVIA GAINES

**5-7
Junior
Guard
Chester, S.C.
Louisburg College (N.C.)**

#2

Miscellaneous Stats

	Season	Career
Double-Double	0	0
10+ Points	0	0
10+ Rebounds	0	0
5+ Assists	1	1
Tm-High Pts.	0	0
Tm-High Assts.	1	1

- Has played in 18 games with one start (vs. Alabama), adding great spark to defensive effort
- Drew her first career start against Alabama (Jan. 19), putting in balanced effort with four points, three assists and three rebounds
- Played huge role in second-half comeback at #25/21 Texas A&M (Jan. 16), providing great pressure on the point guard defensively and draining 3 at the end of the shot clock to cap a 16-2 run that helped cut the 17-point halftime deficit to one with 9:38 to play then hit a long jumper to stave off an Aggies' run three minutes later
- Continued strong play late in non-conference slate with career-high seven points against Savannah State (Dec. 28), including four points and aggressive defense during key 17-5 run late in first half
- Delivered best game of her season against SC State (Dec. 22) with six points, four rebounds and two assists
- Provided great spark defensively in second half against #14/13 North Carolina (Dec. 18), helping key a 14-3 run that brought team within two points after trailing by 12 at the half
- Was solid in 18 minutes against NC Central (Dec. 2), hitting a pair of field goals, pulling down five rebounds and handing out four assists with just one turnover
- Made a statement in her debut with four points, five assists, four rebounds and three steals in 17 minutes against Charleston Southern (Nov. 8)

2013-14 Game-by-Game

Opponent	Date	GS	MIN	FG-A	3FG-A	FT-A	Reb	PF	A	TO	B	S	TP
Chas. Sthrn.	11/08	17	2-3	0-0	0-0	2-2-4	0	5	1	1	3	4	
LA Tech	11/10	9	1-2	0-0	0-1	3-1-4	1	3	1	1	0	2	
CofC	11/14	11	0-1	0-0	2-2	0-1-1	1	0	1	0	1	2	
Seton Hall	11/17	5	0-0	0-0	0-0	0-1-1	2	1	0	0	0	0	
at Clemson	11/20					— DNP (Coach's Decision) —							
at San Diego State	11/23	5	0-0	0-0	1-2	1-0-1	0	1	0	0	1	1	
at USC	11/25					— DNP (Coach's Decision) —							
NC Central	12/02	18	2-3	0-1	0-0	1-4-5	1	4	1	0	1	4	
at Charlotte	12/08	4	0-0	0-0	0-0	0-1-1	1	0	0	0	0	0	
vs. N. Carolina	12/18	11	1-2	0-0	0-0	0-1-1	1	2	1	0	0	2	
Winthrop	12/20	13	0-1	0-0	2-2	0-1-1	3	1	0	0	0	2	
SC State	12/22	18	2-2	0-0	2-2	1-3-4	0	2	1	0	1	6	
Savannah St.	12/28	19	3-5	0-0	1-2	0-0-0	4	1	2	0	1	7	
at Arkansas*	01/02	12	0-1	0-0	1-2	0-1-1	0	1	0	0	1	1	
Vanderbilt*	01/05	14	0-0	0-0	2-2	0-1-1	1	2	1	0	1	2	
Kentucky*	01/09	2	1-1	0-0	0-0	0-0-0	1	0	0	0	0	2	
at Auburn*	01/12	5	0-0	0-0	1-2	0-0-0	2	0	0	0	0	1	
at Texas A&M*	01/16	9	2-2	1-1	0-0	0-2-2	1	0	0	0	1	5	
Alabama*	01/19	23	2-5	0-0	0-0	1-2-3	1	3	3	0	1	4	
at Vanderbilt*	01/26	15	1-3	0-0	0-0	1-0-1	0	0	0	0	0	2	
Ole Miss*	01/30												
Missouri*	02/02												
at Miss. State*	02/06												
Arkansas*	02/09												
at LSU*	02/16												
at Kentucky*	02/20												
Florida*	02/23												
Georgia*	02/27												
at Tennessee*	03/02												

Career Highs – All Games

Pts 7 vs. Savannah St., 12/28/13
 FG 3 vs. Savannah St., 12/28/13
 FGA..... 5, 2x, last vs. Alabama, 1/19/14
 FG % 1.00 (2-2), vs. SC State, 12/22/13
 3FG 1 at Texas A&M, 1/16/14
 3FGA.... 1, 2x, last at Texas A&M, 1/16/14
 3FG % .. 1.00 (1-1) at Texas A&M, 1/16/14
 FT 2, 4x, last vs. Vanderbilt, 1/5/14
 FTA..... 2, 8x, last at Auburn, 1/12/14
 FT % 1.00 (2-2), 4x, last vs. Vanderbilt, 1/5/14
 Rebs..... 5 vs. NC Central, 12/2/13
 Off Rebs..... 3 vs. La Tech, 11/10/13
 Def Rebs.... 4 vs. NC Central, 12/2/13
 Blks .. 1, 2x, last vs. LA Tech, 11/10/13
 Stls..... 3 vs. Chas. Southern, 11/8/13
 Assts 5 vs. Chas. Southern, 11/8/13
 Min..... 23 vs. Alabama, 1/19/14

Career Highs – SEC Games

Pts 5 at Texas A&M, 1/16/14
 FG 2, 2x, last vs. Alabama, 1/19/14
 FGA..... 5 vs. Alabama, 1/19/14
 FG % 1.00 (2-2) at Texas A&M, 1/16/14
 3FG 1 at Texas A&M, 1/16/14
 3FGA..... 1 at Texas A&M, 1/16/14
 3FG % .. 1.00 (1-1) at Texas A&M, 1/16/14
 FT 2 vs. Vanderbilt, 1/5/14
 FTA..... 2, 3x, last at Auburn, 1/12/14
 FT % 1.00 (2-2), vs. Vanderbilt, 1/5/14
 Rebs..... 3 vs. Alabama, 1/19/14
 Off Rebs.. 1, 2x, last at Vandy, 1/26/14
 Def Rebs... 2, 2x, last vs. Ala., 1/19/14
 Blks
 Stls..... 1, 4x, last vs. Alabama, 1/19/14
 Assts 3 vs. Alabama, 1/19/14
 Min..... 23 vs. Alabama, 1/19/14

Season Highs – All Games

Pts 7 vs. Savannah St., 12/28
 FG 3 vs. Savannah St., 12/28
 FGA..... 5, 2x, last vs. Alabama, 1/19
 FG % 1.00 (2-2), vs. SC State, 12/22
 3FG 1 at Texas A&M, 1/16
 3FGA.... 1, 2x, last at Texas A&M, 1/16
 3FG % 1.00 (1-1) at Texas A&M, 1/16
 FT 2, 4x last vs. Vanderbilt, 1/5
 FTA..... 2, 8x, last at Auburn, 1/12
 FT % 1.00 (2-2), 4x, last vs. Vanderbilt, 1/5
 Rebs..... 5 vs. NC Central, 12/2
 Off Rebs..... 3 vs. La Tech, 11/10
 Def Rebs..... 4 vs. NC Central, 12/2
 Blks 1, 2x, last vs. LA Tech, 11/10
 Stls..... 3 vs. Chas. Southern, 11/8
 Assts 5 vs. Chas. Southern, 11/8
 Min..... 23 vs. Alabama, 1/19

Season Highs – SEC Games

Pts 5 at Texas A&M, 1/16
 FG 2, 2x, last vs. Alabama, 1/19
 FGA..... 5 vs. Alabama, 1/19
 FG % .. 1.00 (2-2) at Texas A&M, 1/16
 3FG 1 at Texas A&M, 1/16
 3FGA..... 1 at Texas A&M, 1/16
 3FG % ... 1.00 (1-1) at Texas A&M, 1/16
 FT 2 vs. Vanderbilt, 1/5
 FTA..... 2, 3x, last at Auburn, 1/12
 FT % ... 1.00 (2-2), vs. Vanderbilt, 1/5
 Rebs..... 3 vs. Alabama, 1/19
 Off Rebs 1, 2x, last at Vandy, 1/26
 Def Rebs..... 2, 2x, last vs. Alabama, 1/19
 Blks
 Stls..... 1, 4x, last vs. Alabama, 1/19
 Assts 3 vs. Alabama, 1/19
 Min..... 23 vs. Alabama, 1/19

Career Stats at South Carolina

Year	GP	GS	Min	Avg	FG	FGA	Pct	3FG	FGA	Pct	FT	FTA	Pct	Off	Def	Tot	Avg	PF	FO	A	TO	Blk	Stl	Pts	Avg
2013-14	18	1	210	11.7	17	31	.548	1	2	.500	12	17	.706	10	21	31	1.7	20	0	26	12	2	12	47	2.6



ELEM IBIAM

**6-4
Junior
Center
Fayetteville, Ga.
Fayette County**

#33

Miscellaneous Stats

	Season	Career
Double-Double	0	1
10+ Points	11	18
10+ Rebounds	1	3
5+ Blocks	2	4
Tm-High Pts.	3	5
Tm-High Rebs.	4	11

- Has started all 20 games this season
- Leads the SEC and ranks 28th in the nation with 2.1 blocks per game ... Has nine games of three or more blocks
- Has 48 blocks on the season, which is tied for seventh in school history in a single-season and leaves her just 12 shy of Lakesha Tolliver's school-record 60 (2006-07)
- Has led the team in scoring three times (Seton Hall, at Charlotte, Alabama)
- Has led the team in rebounding four times (Seton Hall, at Charlotte, SC State, at Vanderbilt)
- Dominated first half at Vanderbilt (Jan. 26) helping team to halftime lead while three other starters sat with two fouls, posting eight points and six rebounds in opening period
- Scored nine points in each half against Alabama (Jan. 19) to lead the team in scoring with 18 points in just 21 minutes
- Pulled down a career-high 12 rebounds at Texas A&M (Jan. 16)
- Tied the Gamecock record for blocks in an SEC game and for fourth in Colonial Life Arena history with six against #9/10 Kentucky (Jan. 9), including four in second half,
- Scored seven straight points during Gamecocks 10-minute run in first half against Vanderbilt (Jan. 5) that turned two-point deficit into 11-point halftime lead
- Was great on the glass in second half against Winthrop (Dec. 20), grabbing seven of her team-high nine in the second period to help hold off rally
- Anchored the paint against #14/13 North Carolina (Dec. 18), shooting 7-of-10 from the field and blocking four shots
- Matched her career high with 19 points at Charlotte (Dec. 8), dominating first half with 10 points and six (of her nine total) rebounds to keep game close while Aleighsa Welch was on the bench with foul trouble
- Scored seven of her 11 points and grabbed six of her eight rebounds against Louisiana Tech (Nov. 10) in the first 10 minutes of the second half
- Tied for fourth-best perfect shooting night in Colonial Life Arena history, going 7-of-7 from the field against Charleston Southern (Nov. 8)
- Matched her career high and third in Colonial Life Arena history with five blocks against Charleston Southern (Nov. 8)

2013-14 Game-by-Game

Opponent	Date	GS	MIN	FG-A	3FG-A	FTA	Reb	PF	A	TO	B	S	TP
Chas. Sthrn.	11/08	*	20	7-7	0-0	3-5	1-5-6	0	0	1	5	2	17
LA Tech	11/10	*	24	3-6	0-0	5-10	2-6-8	5	1	3	3	1	11
CofC	11/14	*	23	5-8	0-0	2-5	2-4-6	2	0	0	3	1	12
Seton Hall	11/17	*	29	5-10	0-0	8-9	1-7-8	2	0	2	3	0	18
at Clemson	11/20	*	25	5-6	0-0	0-0	3-3-6	2	1	0	1	1	10
at San Diego State	11/23	*	21	2-3	0-0	1-2	1-3-4	3	1	1	1	1	5
at USC	11/25	*	19	2-5	0-0	0-0	2-3-5	5	1	2	2	0	4
NC Central	12/02	*	20	0-1	0-0	2-2	0-3-3	2	0	1	1	0	2
at Charlotte	12/08	*	30	7-14	0-0	5-7	2-7-9	2	0	1	3	1	19
vs. N. Carolina	12/18	*	33	7-10	0-0	0-0	3-2-5	4	1	1	4	2	14
Winthrop	12/20	*	32	6-12	0-0	0-0	2-7-9	2	0	1	3	0	12
SC State	12/22	*	25	4-10	0-0	1-2	5-4-9	1	1	2	1	1	9
Savannah St.	12/28	*	18	1-7	0-0	3-4	3-6-9	3	0	0	1	1	5
at Arkansas*	01/02	*	15	1-4	0-0	2-2	1-3-4	4	0	1	1	0	4
Vanderbilt*	01/05	*	20	3-4	0-0	5-6	2-6-8	4	0	2	2	0	11
Kentucky*	01/09	*	16	4-8	0-0	1-1	0-4-4	4	0	1	6	0	9
at Auburn*	01/12	*	24	2-3	0-0	0-0	1-2-3	2	0	1	1	0	4
at Texas A&M*	01/16	*	34	2-6	0-0	0-2	2-10-12	2	2	3	4	0	4
Alabama*	01/19	*	21	7-11	0-0	4-4	2-5-7	3	1	0	2	0	18
at Vanderbilt*	01/26	*	32	4-8	0-0	2-2	1-8-9	4	0	3	1	0	10
Ole Miss*	01/30												
Missouri*	02/02												
at Miss. State*	02/06												
Arkansas*	02/09												
at LSU*	02/16												
at Kentucky*	02/20												
Florida*	02/23												
Georgia*	02/27												
at Tennessee*	03/02												

Career Highs – All Games

Pts ... 19, 2x, last at Charlotte, 12/8/13
 FG 8 vs. Alabama, 3/7/13
 FGA 14 at Charlotte, 12/8/13
 FG % 1.00 (7-7) vs. Charleston Southern, 11/8/13
 FT 8 vs. Seton Hall, 11/17/13
 FTA 10 vs. LA Tech, 11/10/13
 FT % ... 1.00 (4-4), vs. Alabama, 1/19/14
 Rebs 12 at Texas A&M, 1/16/14
 Off Rebs 6 vs. Elon, 11/9/12
 Def Rebs ... 10 at Texas A&M, 1/16/14
 Blks 6 vs. Kentucky, 1/9/14
 Stls ... 2, 4x, last vs. N. Carolina, 12/18/13
 Assts .. 3 vs. South Dakota St., 3/23/13
 Min 34 at Texas A&M, 1/16/14

Season Highs – All Games

Pts 19 at Charlotte, 12/8
 FG 7, 4x, last vs Alabama, 1/19
 FGA 14 at Charlotte, 12/8
 FG % 1.00 (7-7) vs. Charleston Southern, 11/8
 FT 8 vs. Seton Hall, 11/17
 FTA 10 vs. LA Tech, 11/10
 FT % 1.00 (4-4) vs. Alabama, 1/19
 Rebs 12 at Texas A&M, 1/16
 Off Rebs 5, vs. SC State, 12/22
 Def Rebs 10 at Texas A&M, 1/16
 Blks 6 vs. Kentucky, 1/9
 Stls 2, 2x, last vs. N. Carolina, 12/18
 Assts 2 at Texas A&M, 1/16
 Min 34 at Texas A&M, 1/16

Career Highs – SEC Games

Pts 18 vs. Alabama, 1/19/14
 FG 7 vs. Alabama, 1/19/14
 FGA 11 vs. Alabama, 1/19/14
 FG %857 (6-7) at Kentucky, 2/14/13
 FT 5, 2x, last vs. Vanderbilt, 1/5/14
 FTA 8 vs. Mississippi State, 2/24/13
 FT % .. 1.00 (4-4) vs. Alabama, 1/19/14
 Rebs 12 at Texas A&M, 1/16/14
 Off Rebs 4, 2x, last vs. Ky., 1/24/13
 Def Rebs ... 10 at Texas A&M, 1/16/14
 Blks 6 vs. Kentucky, 1/9/14
 Stls 1, 4x, last vs. Florida, 3/3/13
 Assts 2 at Texas A&M, 1/16/14
 Min 34 at Texas A&M, 1/16/14

Season Highs – SEC Games

Pts 18 vs. Alabama, 1/19
 FG 7 vs. Alabama, 1/19
 FGA 11 vs. Alabama, 1/19
 FG %750 (3-4), vs. Vanderbilt, 1/5
 FT 5 vs. Vanderbilt, 1/5
 FTA 6 vs. Vanderbilt, 1/5
 FT % 1.00 (4-4) vs. Alabama, 1/19
 Rebs 12 at Texas A&M, 1/16
 Off Rebs 2, 3x, last vs. Alabama, 1/19
 Def Rebs 10 at Texas A&M, 1/16
 Blks 6 vs. Kentucky, 1/9
 Stls 2 at Texas A&M, 1/16
 Min 34 at Texas A&M, 1/16

Career Stats at South Carolina

Year	GP	GS	Min	Avg	FG	FGA	Pct	3FG	FGA	Pct	FT	FTA	Pct	Off	Def	Tot	Avg	PF	FO	A	TO	Blk	Stl	Pts	Avg
2011-12	25	0	197	7.9	26	59	.441	0	1	.000	22	35	.629	34	40	74	3.0	33	0	4	16	17	2	74	3.0
2012-13	30	0	472	15.7	64	131	.489	0	0	—	32	64	.500	52	83	135	4.5	48	1	8	20	30	11	160	5.3
2013-14	20	20	481	24.1	77	143	.538	0	0	—	44	63	.698	36	98	134	6.7	56	2	9	26	48	11	198	9.9
Career Totals	75	20	1150	15.3	167	333	.502	0	1	.000	98	162	.605	122	221	343	4.5	137	3	21	62	95	24	432	5.8



TIFFANY MITCHELL

5-9
Sophomore
Guard
Charlotte, N.C.
Providence Day

#25

Miscellaneous Stats

	Season	Career
Double-Double	1	3
20+ Points	2	3
10+ Points	18	32
10+ Rebounds	1	6
5+ Assists	4	4
5+ Steals	4	5
Tm-High Pts.	8	15
Tm-High Rebs.	0	6
Tm-High Assts.	9	11

- Ranks 10th in the SEC in scoring, third in FG percentage and steals (2.5), 10th in FT percentage ... in conference games is ninth in league in scoring (15.7 ppg), second in FG percentage (.527) and 17th in rebounding (6.4 rpg)
- Has led the team in scoring eight times (at USC, NC Central, Winthrop, Savannah St., at Ark., Ky., at Auburn, at Vanderbilt)
- Has led the team in assists nine times (at Clemson, at San Diego St., at USC, at Charlotte, Winthrop, SC State, at Texas A&M, Alabama, at Vanderbilt)
- Scored four straight points, including layup off her fourth steal of the game, with under minute to play to key win at #16/19 Vanderbilt (Jan. 26)
- Matched her career high with eight assists against Alabama (Jan. 19), seven of which came in the first half as Gamecocks established significant halftime lead
- Scored five points in final 20 seconds at #25/21 Texas A&M (Jan. 16) to send game to overtime, during which she added four points in bid for victory
- Swiped career-high six steals at Auburn (Jan. 12) and scored six of her 18 points during an 8-0 run after Tigers cut lead to three with five minutes to play
- Sank 4-of-4 free throws in final two minutes to ice win over Vanderbilt (Jan. 5), finishing with 19 points
- Grabbed two defensive rebounds and hit 4-of-4 free throws in final 30 seconds to secure win at Arkansas (Jan. 2) en route to first double-double of the season
- Netted 12 of her 18 points against Savannah State (Dec. 28) at free throw line, scoring seven points during key 17-5 run late in first half
- Key element in holding off second-half charge from Winthrop (Dec. 20), scoring 12 points in second half en route to her total of 20, which included a career-high four 3s
- Scored 16 of her 18 points against #14/13 North Carolina (Dec. 18) in second half, highlighted by four during a 14-3 run that included a layup after stealing an inbound pass under the basket to bring team within two after trailing by 12 at half, and team's lone 3-pointer to pull within four with 4:23 to play
- Recorded 11 of her 15 points at Charlotte (Dec. 8) in the first half to keep Gamecocks just ahead of upset-minded 49ers
- Scored 12 of her 17 points at San Diego State in the second half, while handing out six of her career-high nine assists in the final 20 minutes as well

2013-14 Game-by-Game

Opponent	Date	GS	MIN	FG-A	3FG-A	FTA	Reb	PF	A	TO	B	S	TP
Chas. Sthrn.	11/08	*	21	6-10	0-0	0-0	1-0-1	0	1	0	0	5	12
LA Tech	11/10	*	27	4-9	1-4	1-3	0-4-4	1	3	2	0	1	10
CofC	11/14	*	26	3-7	2-3	3-7	3-5-8	1	1	2	0	0	11
Seton Hall	11/17	*	36	5-10	2-3	3-6	1-2-3	2	4	1	0	1	15
at Clemson	11/20	*	28	6-10	2-4	0-0	2-4-6	0	5	4	0	2	14
at San Diego State	11/23	*	26	6-10	1-2	4-5	1-2-3	2	9	1	0	3	17
at USC	11/25	*	34	6-9	0-1	10-13	3-3-6	3	4	6	0	5	22
NC Central	12/02	*	14	7-9	2-3	3-4	1-2-3	1	1	1	0	3	19
at Charlotte	12/08	*	36	4-9	0-2	7-7	1-2-3	0	4	3	0	3	15
vs. N. Carolina	12/18	*	34	4-13	1-2	9-10	2-3-5	3	1	3	0	2	18
Winthrop	12/20	*	34	7-9	4-5	2-5	0-1-1	3	7	6	0	1	20
SC State	12/22	*	31	2-8	1-3	0-0	4-5-9	0	4	1	0	1	5
Savannah St.	12/28	*	27	3-5	0-1	12-16	0-7-7	0	4	3	0	5	18
at Arkansas*	01/02	*	35	5-10	0-0	6-8	3-8-11	4	1	3	0	1	16
Vanderbilt*	01/05	*	36	6-9	2-2	5-6	0-4-4	4	4	1	1	3	19
Kentucky*	01/09	*	39	5-11	0-1	7-8	0-7-7	2	3	2	2	2	17
at Auburn*	01/12	*	35	6-13	1-2	5-5	0-2-2	3	1	7	0	6	18
at Texas A&M*	01/16	*	38	8-11	2-2	1-2	1-7-8	4	1	4	0	0	19
Alabama*	01/19	*	30	2-8	1-2	2-2	0-6-6	0	8	1	2	1	7
at Vanderbilt*	01/26	*	36	7-12	0-0	0-0	1-6-7	4	3	3	1	4	14
Ole Miss*	01/30												
Missouri*	02/02												
at Miss. State*	02/06												
Arkansas*	02/09												
at LSU*	02/16												
at Kentucky*	02/20												
Florida*	02/23												
Georgia*	02/27												
at Tennessee*	03/02												

Career Highs – All Games

Pts 22 at USC, 11/25/13
 FG 8, 2x, last at Texas A&M, 1/16/14
 FGA 17 vs. Tennessee, 1/3/13
 3FG 4 vs. Winthrop, 12/20/13
 3FGA 5 vs. Winthrop, 12/20/13
 FT 12 vs. Savannah St., 12/28/13
 FTA 16 vs. Savannah St., 12/28/13
 FT % .. 1.00 (7-7), at Charlotte, 12/8/13
 Rebs..... 11, 5x, last at Arkansas, 1/2/14
 Off Rebs..... 6 at Florida, 1/20/13
 Def Rebs..... 8, 3x, last at Arkansas, 1/2/14
 Blks 2, 2x, last vs. Alabama, 1/19/14
 Stls..... 6 at Auburn, 1/12/14
 Assts 9 at San Diego State, 11/23/13
 Min 39 vs. Kentucky, 1/9/14

Season Highs – All Games

Pts 22 at USC, 11/25/13
 FG 8 at Texas A&M, 1/16/14
 FGA 13, 2x, last at Auburn, 1/12/13
 3FG 4 vs. Winthrop, 12/20/13
 3FGA 5 vs. Winthrop, 12/20/13
 FT 12 vs. Savannah St., 12/28/13
 FTA 16 vs. Savannah St., 12/28/13
 FT % 1.00 (7-7), at Charlotte, 12/8/13
 Rebs..... 11 at Arkansas, 1/2/14
 Off Rebs 4 vs. SC State, 12/22/13
 Def Rebs 8 at Arkansas, 1/2/14
 Blks 2, 2x, last vs. Alabama, 1/19/14
 Stls 6 at Auburn, 1/12/14
 Assts 9 at San Diego State, 11/23/13
 Min 39 vs. Kentucky, 1/9/14

Career – SEC Games

Pts 19, 2x, last at Texas A&M, 1/16/14
 FG 8 at Texas A&M, 1/16/14
 FGA 17 vs. Tennessee, 1/3/13
 3FG 2, 3x, last at TAMU, 1/16/14
 3FGA 3, 4x, last at TAMU, 1/16/14
 FT 7 vs. Kentucky, 1/9/14
 FTA 10, 2x, last at Arkansas, 1/2/14
 FT % .. 1.00 (5-5), at Auburn, 1/12/14
 Rebs..... 11, 2x, last at Arkansas, 1/2/14
 Off Rebs 6 at Florida, 1/20/13
 Def Rebs 8 at Arkansas, 1/2/14
 Blks 2, 2x, last vs. Alabama, 1/19/14
 Stls..... 6 at Auburn, 1/12/14
 Assts 8 vs. Alabama, 1/19/14
 Min 39 vs. Kentucky, 1/9/14

Season Highs – SEC Games

Pts 19, 2x, last at Texas A&M, 1/16/14
 FG 8 at Texas A&M, 1/16/14
 FGA 13 at Auburn, 1/12/13
 3FG 2, 2x, last at Texas A&M, 1/16/14
 3FGA 2, 4x, last vs. Alabama, 1/19/14
 FT 7 vs. Kentucky, 1/9/14
 FTA 10 at Arkansas, 1/2/14
 FT % 1.00 (5-5), at Auburn, 1/12/14
 Rebs..... 11 at Arkansas, 1/2/14
 Off Rebs 3 at Arkansas, 1/2/14
 Def Rebs 8 at Arkansas, 1/2/14
 Blks 2, 2x, last vs. Alabama, 1/19/14
 Stls 6 at Auburn, 1/12/14
 Assts 8 vs. Alabama, 1/19/14
 Min 39 vs. Kentucky, 1/9/14

Career Stats at South Carolina

Year	GP	GS	Min	Avg	FG	FGA	Pct	3FG	FGA	Pct	FT	FTA	Pct	Off	Def	Tot	Avg	PF	FO	A	TO	Blk	Stl	Pts	Avg
2012-13	33	30	927	28.1	107	282	.379	22	60	.367	68	111	.613	60	109	169	5.1	64	1	43	82	4	44	304	9.2
2013-14	20	20	623	31.2	102	192	.531	22	42	.524	80	107	.748	24	80	104	5.2	37	0	69	51	6	49	306	15.3
Career Totals	53	50	1550	29.2	209	474	.441	44	102	.431	148	218	.679	84	189	273	5.1	101	1	112	136	10	93	610	11.5



WILKA MONTOUT

6-3
Senior
Forward

Cayenne, French Guiana, France
Northeastern Oklahoma A&M

#12

Miscellaneous Stats

	Season	Career
Double-Double	0	0
10+ Points	0	2
10+ Rebounds	0	0
5+ Blocks	0	0
Tm-High Pts.	0	0
Tm-High Rebs.	0	0

- Has played in 17 games
- Grabbed offensive rebound and hit baseline jumper to keep Gamecocks in front late in first half at Vanderbilt (Jan. 26) despite three starters on bench with foul trouble
- Posted her career SEC high with six points in just nine minutes against Alabama (Jan. 19)
- Saw a season-high 23 minutes against NC Central (Dec. 2)
- Snagged a career-high eight rebounds against College of Charleston (Nov. 14)
- Opened season with seven points on 2-of-4 shooting, including a 3, and blocked two shots against Charleston Southern (Nov. 8)

2013-14 Game-by-Game

Opponent	Date	GS	MIN	FG-A	3FG-A	FTA	Reb	PF	A	TO	B	S	TP
Chas. Sthrn.	11/08	21	2-4	1-1	2-5	1-3-4	3	1	1	2	1	7	
LA Tech	11/10	11	0-0	0-0	0-0	3-0-3	0	0	0	0	0	0	
CofC	11/14	16	1-6	0-2	0-4	5-3-8	2	0	2	1	0	2	
Seton Hall	11/17	7	0-0	0-0	0-0	0-0-0	1	1	1	0	0	0	
at Clemson	11/20	13	0-6	0-0	1-2	2-2-4	0	0	1	0	0	1	
at San Diego State	11/23	17	1-2	0-1	0-0	0-2-2	3	0	1	0	0	2	
at USC	11/25	9	0-0	0-0	0-0	0-2-2	0	1	0	0	0	0	
NC Central	12/02	23	2-6	1-3	0-0	1-0-1	2	1	1	0	0	5	
at Charlotte	12/08	8	1-2	1-1	0-0	2-0-2	1	0	0	0	0	3	
vs. N. Carolina	12/18	2	0-1	0-1	0-0	0-1-1	0	0	0	0	0	0	
Winthrop	12/20	6	1-2	0-1	0-0	2-1-3	0	0	0	0	0	0	
SC State	12/22	10	1-5	0-0	0-2	3-2-5	0	0	1	1	0	2	
Savannah St.	12/28	17	0-0	0-0	0-2	0-0-0	2	0	0	0	0	0	
at Arkansas*	01/02	— DNP (Coach's Decision) —											
Vanderbilt*	01/05	— DNP (Coach's Decision) —											
Kentucky*	01/09	— DNP (Coach's Decision) —											
at Auburn*	01/12	4	0-0	0-0	0-0	0-1-1	1	1	0	0	0	0	
at Texas A&M*	01/16	4	0-0	0-0	1-2	1-0-1	2	0	1	0	0	1	
Alabama*	01/19	9	2-2	2-2	0-0	0-1-1	3	0	1	0	0	6	
at Vanderbilt*	01/26	4	1-1	0-0	2-2	1-0-1	0	0	0	0	0	4	
Ole Miss*	01/30												
Missouri*	02/02												
at Miss. State*	02/06												
Arkansas*	02/09												
at LSU*	02/16												
at Kentucky*	02/20												
Florida*	02/23												
Georgia*	02/27												
at Tennessee*	03/02												

Career Highs – All Games

Pts 12 vs. Louisiana Tech, 11/12/12
FG 4, 3x, last vs. Furman, 12/9/12
FGA... 13 vs. Savannah State, 11/15/12
FG %..... 1.00 (2-2) vs. Alabama, 1/19/14
3FG..... 2 vs. Alabama, 1/19/14
3FGA... 3, 4x, last vs. NCCU, 12/2/13
3FG %... 1.00 (2-2) vs. Alabama, 1/19/14
FT..... 3 at LA Tech, 11/12/12
FTA..... 5 vs. Chas. Southern, 11/8/13
FT %..... 1.00 (2-2), 5x, last at Vanderbilt, 1/26/14

Rebs. 8 vs. C. of Charleston, 11/14/13
Off Rebs . 5, 2x, last vs. CofC, 11/14/13
Def Rebs. 3, 3x, last vs. CofC, 11/14/13
Blks ... 2, 2x, last vs. Chas. Sthrn., 11/8/13
Stls.... 1, 4x, last vs. Chas. Sthrn., 11/8/13
Assts..... 2, 2x, last vs. Vanderbilt, 1/10/13
Min.... 24 vs. Savannah State, 11/15/12

Career – SEC Games

Pts 6 vs. Alabama, 1/19/14
FG 2, 2x, last vs. Alabama, 1/19/14
FGA..... 3, 4x, last at Missouri, 2/28/13
FG %... 1.00 (2-2) vs. Alabama, 1/19/14
3FG..... 1, 2x, last vs. Auburn, 2/3/13
3FGA..... 3, 2x, last at Alabama, 2/7/13
3FG %... 1.00 (2-2) vs. Alabama, 1/19/14
FT..... 2, 2x, last at Vanderbilt, 1/26/14
FTA..... 2, 3x, last at Vanderbilt, 1/26/14
FT % .. 1.00 (2-2), 2x, last at Vandy, 1/26/14
Rebs..... 4 at Mississippi State, 1/6/13
Off Rebs 2 vs. Tennessee, 1/3/13
Def Rebs. 3 at Mississippi St., 1/6/13
Blks 1, 2x, last at Missouri, 2/28/13
Stls
Assts 2 vs. Vanderbilt, 1/10/13
Min..... 15 at Mississippi State, 1/6/13

Season Highs – All Games

Pts 7 vs. Charleston Southern, 11/8
FG 2, 3x, last vs. Alabama, 1/19
FGA... 6, 3x, last vs. NC Central, 12/2
FG %..... 1.00 (2-2) vs. Alabama, 1/19
3FG 2 vs. Alabama, 1/19
3FGA..... 3 vs. NC Central, 12/2
3FG %... 1.00 (2-2) vs. Alabama, 1/19
FT..... 2, 2x, last at Vanderbilt, 1/26
FTA..... 5 vs. Chas. Southern, 11/8
FT %..... 1.00 (2-2), at Vanderbilt, 1/26

Rebs..... 8 vs. C. of Charleston, 11/14
Off Rebs 5 vs. CofC, 11/14
Def Rebs. 3, 2x, last vs. CofC, 11/14
Blks ... 2 vs. Charleston Southern, 11/8
Stls.... 1 vs. Charleston Southern, 11/8
Assts 1, 5x, last at Auburn, 1/12
Min..... 23 vs. NC Central, 12/2

Season Highs – SEC Games

Pts 6 vs. Alabama, 1/19
FG 2 vs. Alabama, 1/19
FGA..... 2 vs. Alabama, 1/19
FG %... 1.00 (2-2) vs. Alabama, 1/19
3FG 2 vs. Alabama, 1/19
3FGA..... 2 vs. Alabama, 1/19
3FG %... 1.00 (2-2) vs. Alabama, 1/19
FT..... 2 at Vanderbilt, 1/26
FTA..... 2, 2x, last at Vanderbilt, 1/26
FT % 1.00 (2-2), at Vanderbilt, 1/26
Rebs..... 1, 4x, last at Vanderbilt, 1/19
Off Rebs 1, 2x, last at Vandy, 1/26
Def Rebs. 1, 2x, last vs. Alabama, 1/19
Blks
Stls
Assts 1 at Auburn, 1/12
Min..... 9 vs. Alabama, 1/19

Career Stats at South Carolina

Year	GP	GS	Min	Avg	FG	FGA	Pct	3FG	FGA	Pct	FT	FTA	Pct	Off	Def	Tot	Avg	PF	FO	A	TO	Blk	Stl	Pts	Avg
2012-13	29	0	293	10.1	26	94	.277	6	32	.188	13	19	.684	27	16	43	1.5	26	0	8	16	7	3	71	2.4
2013-14	17	0	190	11.2	12	37	.324	5	12	.417	6	19	.316	21	18	39	2.3	20	0	5	10	4	1	35	2.1
Career Totals	46	0	483	10.5	38	131	.290	11	44	.250	19	38	.500	48	34	82	1.8	46	0	13	26	11	4	106	2.3



LeANNA MORRISON

5-5
R-Sophomore
Guard
Monck's Corner, S.C.
Charlotte

#21

Miscellaneous Stats

	Season	Career
Double-Double	0	0
10+ Points	0	0
10+ Rebounds	0	0
5+ Assists	0	0
Tm-High Pts.	0	0
Tm-High Assts.	0	0

- Has played in 12 games
- Got a season-high 12 minutes against NC Central (Dec. 2), hitting her first career field goal – a 3-pointer in the second half
- Scored her first career points in her fourth game in the Garnet and Black, adding a pair of free throws against Seton Hall (Nov. 17)

2013-14 Game-by-Game

Opponent	Date	GS	MIN	FG-A	3FG-A	FTA	Reb	PF	A	TO	B	S	TP
Chas. Sthrn.	11/08	7	0-0	0-0	0-0	0-1-1	1	1	1	0	0	0	0
LA Tech	11/10	1	0-1	0-1	0-0	0-0-0	0	0	0	0	0	0	0
CofC	11/14	6	0-3	0-2	0-0	1-0-1	1	1	0	0	0	0	0
Seton Hall	11/17	2	0-0	0-0	2-2	0-0-0	0	0	0	0	0	1	2
at Clemson	11/20	2	0-0	0-0	0-0	0-0-0	0	0	0	0	0	0	0
at San Diego State	11/23	4	0-1	0-1	0-0	1-0-1	0	1	0	0	0	0	0
at USC	11/25	1	0-0	0-0	0-0	0-0-0	0	0	0	0	0	0	0
NC Central	12/02	12	1-3	1-2	0-0	2-0-2	0	0	0	0	0	0	3
at Charlotte	12/08	1	0-0	0-0	2-4	0-0-0	0	0	0	0	0	0	2
vs. N. Carolina	12/18												
Winthrop	12/20												
SC State	12/22	5	0-1	0-1	0-0	0-1-1	0	0	0	0	0	0	0
Savannah St.	12/28	8	0-0	0-0	1-2	0-2-2	2	0	1	0	0	0	1
at Arkansas*	01/02												
Vanderbilt*	01/05												
Kentucky*	01/09												
at Auburn*	01/12												
at Texas A&M*	01/16												
Alabama*	01/19	2	0-0	0-0	0-0	0-0-0	0	0	0	0	0	0	0
at Vanderbilt*	01/26												
Ole Miss*	01/30												
Missouri*	02/02												
at Miss. State*	02/06												
Arkansas*	02/09												
at LSU*	02/16												
at Kentucky*	02/20												
Florida*	02/23												
Georgia*	02/27												
at Tennessee*	03/02												

Career Highs – All Games

Pts 3 vs. NC Central, 12/2/13
FG 1 vs. NC Central, 12/2/13
FGA..... 3, 2x, last vs. NCCU, 12/2/13
FG%333 (1-3) vs. NCCU, 12/2/13
3FG 1 vs. NC Central, 12/2/13
3FGA... 2, 2x, last vs. NCCU, 12/2/13
3FG%..... .500 (1-2) vs. NCCU, 12/2/13
FT..... 2, 2x, last at Charlotte, 12/8/13
FTA..... 4 at Charlotte, 12/8/13
FT%...1.00 (2-2) vs. Seton Hall, 11/17/13
Rebs.....2, 2x, last vs. Sav. St., 12/28/13
Off Rebs.... 2 vs. NC Central, 12/2/13
Def Rebs..... 2 vs. Savannah St., 12/28/13
Stls..... 1 vs. Seton Hall, 11/17/13
Assts..... 1, 3x, last at San Diego St., 11/23/13
Min..... 12 vs. NC Central, 12/2/13

Career – SEC Games

Pts
FG
FGA.....
FG %
3FG
3FGA.....
3FG %.....
FT.....
FTA.....
FT %
Rebs.....
Off Rebs.....
Def Rebs.....
Stls.....
Assts.....
Min..... 2 vs. Alabama, 1/19/14

Season Highs – All Games

Pts3 vs. NC Central, 12/2
FG 1 vs. NC Central, 12/2
FGA.... 3, 2x, last vs. NC Central, 12/2
FG%333 (1-3) vs. NCCU, 12/2
3FG 1 vs. NC Central, 12/2
3FGA.. 2, 2x, last vs. NC Central, 12/2
3FG%... .500 (1-2) vs. NC Central, 12/2
FT..... 2, 2x, last at Charlotte, 12/8
FTA.....4 at Charlotte, 12/8
FT%.....1.00 (2-2) vs. Seton Hall, 11/17
Rebs..... 2, 2x, last vs. Sav. St., 12/28
Off Rebs..... 2 vs. NC Central, 12/2
Def Rebs..... 2 vs. Savannah St., 12/28
Stls..... 1 vs. Seton Hall, 11/17
Assts..... 1, 3x, last at San Diego St., 11/23
Min..... 12 vs. NC Central, 12/2

Season Highs – SEC Games

Pts
FG
FGA.....
FG %
3FG
3FGA.....
3FG %.....
FT.....
FTA.....
FT %
Rebs.....
Off Rebs.....
Def Rebs.....
Stls.....
Assts.....
Min.....2 vs. Alabama, 1/19

Career Stats at South Carolina

Year	GP	GS	Min	Avg	FG	FGA	Pct	3FG	FGA	Pct	FT	FTA	Pct	Off	Def	Tot	Avg	PF	FO	A	TO	Blk	Stl	Pts	Avg
2013-14	12	0	51	4.3	1	9	.111	1	7	.143	5	8	.625	4	4	8	0.7	4	0	3	2	0	1	8	0.7



TINA ROY

5-11
R-Sophomore
Guard
Kaplan, La.
Kaplan

#23

Miscellaneous Stats

	Season	Career
Double-Double	0	0
10+ Points	2	7
5+ Assists	2	2
5+ Steals	0	0
Tm-High Pts.	0	2
Tm-High Assts.	1	2

- Has played in 20 games with one start (at Charlotte)
- Tied her career SEC high with three assists against Alabama (Jan. 19)
- Hit a 3 from the left side to tie game at Auburn (Jan. 12) late in the first half after Gamecocks had trailed by 12 midway through period
- Posted best game of season against #9/10 Kentucky, scoring 11 points – all in her 12 minutes on the court in the first half – including nine during a 21-8 run that turned a one-point deficit at the 10-minute mark into a 10-point halftime lead
- Played a strong all-around game against Vanderbilt (Jan. 5), logging a career-high 31 minutes, including key moments in the second half to handle the Commodores pressure
- Drew her first career start at Charlotte (Dec. 8)
- Made solid contributions against NC Central (Dec. 2) with five assists and a career-high six rebounds
- Found her shooting stroke in two games on the West Coast, including 11 points at USC (Nov. 25) on 3-of-5 accuracy and a pair of 3s at San Diego State (Nov. 23)
- Opened the season with a career-high seven assists against Charleston Southern (Nov.)

2013-14 Game-by-Game

Opponent	Date	GS	MIN	FG-A	3FG-A	FTA	Reb	PF	A	TO	B	S	TP
Chas. Sthrn.	11/08	22	2-6	1-4	0-0	0-3-3	0	7	0	0	0	0	5
LA Tech	11/10	19	1-9	0-4	0-0	0-1-1	1	2	0	0	1	2	
CofC	11/14	16	2-10	2-9	0-0	0-0-0	0	2	0	0	0	0	6
Seton Hall	11/17	12	1-1	1-1	2-2	0-2-2	0	1	1	0	0	0	5
at Clemson	11/20	15	1-4	0-3	1-1	2-1-3	1	0	2	0	0	0	3
at San Diego State	11/23	19	2-6	2-4	0-0	0-1-1	0	2	1	1	0	0	6
at USC	11/25	24	3-5	1-2	4-4	0-3-3	1	0	0	1	0	11	
NC Central	12/02	25	1-7	0-4	0-0	1-5-6	0	5	0	0	0	0	2
at Charlotte	12/08	*	15	0-0	0-0	1-2	1-1-2	2	1	2	1	1	1
vs. N. Carolina	12/18	20	1-5	0-3	0-1	2-2-4	1	0	0	0	0	0	2
Winthrop	12/20	8	0-1	0-1	0-0	0-0-0	0	0	0	0	0	0	0
SC State	12/22	20	3-6	1-2	0-0	0-1-1	0	2	0	0	1	7	
Savannah St.	12/28	19	1-5	0-1	0-0	0-2-2	1	2	1	0	1	2	
at Arkansas*	01/02	6	0-2	0-1	0-0	0-2-2	1	0	0	1	0	0	
Vanderbilt*	01/05	31	1-4	1-2	0-0	0-3-3	0	3	0	1	0	3	
Kentucky*	01/09	24	5-10	1-3	0-3	0-2-2	0	3	1	0	0	11	
at Auburn*	01/12	14	2-4	1-3	2-2	0-1-1	0	1	1	0	1	7	
at Texas A&M*	01/16	10	0-4	0-2	1-2	0-1-1	0	0	0	0	0	1	
Alabama*	01/19	20	3-9	0-3	0-0	0-2-2	0	3	0	1	0	6	
at Vanderbilt*	01/26	10	0-1	0-1	0-0	0-1-1	1	1	2	0	0	0	
Ole Miss*	01/30												
Missouri*	02/02												
at Miss. State*	02/06												
Arkansas*	02/09												
at LSU*	02/16												
at Kentucky*	02/20												
Florida*	02/23												
Georgia*	02/27												
at Tennessee*	03/02												

Career Highs – All Games

Pts 15 vs. Presbyterian, 11/27/11
 FG 5, 3x, last, vs. Kentucky, 1/9/13
 FGA 12 vs. Georgia, 3/2/12
 FG %667 (2-3) at Florida, 1/8/12
 3FG 5 vs. Presbyterian, 11/27/11
 3FGA 9, 2x, last vs. CofC, 11/14/13
 3FG %600 (3-5) vs. Florida, 2/12/12
 FT 3 vs. C. of Charleston, 11/23/11
 FTA 4, 3x, last at USC, 11/25/13
 FT % 1.000 (4-4) at USC, 11/25/13
 Rebs 6 vs. NC Central, 12/2/13
 Off Rebs 3 at LSU, 1/12/12
 Def Rebs 5 vs. NC Central, 12/2/13
 Stls 2 vs. Presbyterian, 11/27/11
 Assts 7 vs. Chas. Southern, 11/8/13
 Minutes 31 vs. Vanderbilt, 1/5/14

Career – SEC Games

Pts 11, 2x, last vs. Kentucky, 1/9/14
 FG 5 vs. Kentucky, 1/9/14
 FGA 10, vs. Kentucky, 1/9/14
 FG %667 (2-3) at Florida, 1/8/12
 3FG 3 vs. Florida, 2/12/12
 3FGA 7 at LSU, 1/12/12
 3FG %600 (3-5) vs. Florida, 2/12/12
 FT 2, 3x, at Auburn, 1/12/14
 FTA 3, 3x, last vs. Kentucky, 1/9/14
 FT % 1.000 (2-2) at Auburn, 1/12/14
 Rebs 5 at LSU 1/12/12
 Off Rebs 3 at LSU, 1/12/12
 Def Rebs 3 vs. Vanderbilt, 1/5/14
 Stls 1, 5x, last at Auburn, 1/12/14
 Assts 3, 3x, last vs. Alabama, 1/19/14
 Min 31 vs. Vanderbilt, 1/5/14

Season Highs – All Games

Pts 11, 2x, last vs. Kentucky, 1/9
 FG 5 vs. Kentucky, 1/9
 FGA 10, 2x, last vs. Kentucky, 1/9
 FG %600 (3-5) at USC, 11/25
 3FG 2, 2x, last at San Diego St., 11/23
 3FGA 9, 2x, last vs. CofC, 11/14
 3FG %500 (2-4) at San Diego St., 11/23
 FT 4 at USC, 11/25
 FTA 4, 2x, last at USC, 11/25
 FT % 1.000 (4-4) at USC, 11/25
 Rebs 6 vs. NC Central, 12/2
 Off Rebs 2 at Clemson, 11/20
 Def Rebs 5 vs. NC Central, 12/2
 Stls 1, 5x, last at Auburn, 1/12
 Assts 7 vs. Chas. Southern, 11/8
 Minutes 31 vs. Vanderbilt, 1/5

Season Highs – SEC Games

Pts 11 vs. Kentucky, 1/9
 FG 5 vs. Kentucky, 1/9
 FGA 10 vs. Kentucky, 1/9
 FG %500 (5-10), vs. Kentucky, 1/9
 3FG 1, 3x, last at Auburn, 1/12
 3FGA 4 vs. Texas A&M, 1/16
 3FG %500 (1-2) vs. Vanderbilt, 1/12
 FT 2 at Auburn, 1/12
 FTA 3 vs. Kentucky, 1/9
 FT % 1.000 (2-2), at Auburn, 1/12
 Rebs 3 vs. Vanderbilt, 1/5
 Off Rebs
 Def Rebs 3 vs. Vanderbilt, 1/5
 Stls 1 at Auburn, 1/12
 Assts 3, 3x, last vs. Alabama, 1/19
 Min 31 vs. Vanderbilt, 1/5

Career Stats at South Carolina

Year	GP	GS	Min	Avg	FG	FGA	Pct	3FG	FGA	Pct	FT	FTA	Pct	Off	Def	Tot	Avg	PF	FO	A	TO	Blk	Stl	Pts	Avg
2011-12	34	0	383	11.3	53	181	.293	32	127	.252	10	22	.455	20	29	49	1.4	20	0	10	15	1	9	148	4.4
2012-13	— Did Not Play —																								
2013-14	20	1	349	17.5	29	99	.293	11	53	.208	11	17	.647	6	34	40	2.0	9	0	35	11	6	5	80	4.0
Career Totals	54	1	732	13.6	82	280	.293	43	180	.239	21	39	.538	26	63	89	1.6	29	0	45	26	7	14	228	4.2



KHADIJAH SESSIONS

5-8
Sophomore
Guard
Myrtle Beach, S.C.
Myrtle Beach

#5

Miscellaneous Stats

	Season	Career
Double-Double	0	0
10+ Points	4	10
5+ Assists	4	4
5+ Steals	0	0
Tm-High Pts.	0	3
Tm-High Assts.	6	9

- Started the first 10 games before missing five with an ankle injury and coming off the bench since her return ... Reentered starting lineup at Vanderbilt (Jan. 26)
- Has led team in assists seven times (LA Tech, CofC, Seton Hall, NC Central, at Auburn, at Texas A&M)
- Hit a pair of free throws on a 1-and-1 opportunity to seal win at #16/19 Vanderbilt (Jan. 26)
- Picked up steal after forcing a jump ball with Gamecocks down by three with 15 seconds left at #25/21 Texas A&M (Jan. 16) to set up Tiffany Mitchell's game-tying 3 with six seconds to play
- Logged 28 minutes at Auburn (Jan. 12), the most since returning from injury, hitting a clutch 3 after Tigers had tied game for fourth time with seven minutes to play then iced win with a pair of free throws in final minute
- Returned to the court against #9/10 Kentucky (Jan. 9) for first time since an ankle injury suffered against #14/13 North Carolina (Dec. 18), hitting 3 on her first touch to get the Gamecock offense on track
- Dished out a career-high six assists against NC Central (Dec. 2) in just 20 minutes of action
- Posted her first career five-assist game against LA Tech (Nov. 10)

2013-14 Game-by-Game

Opponent	Date	GS	MIN	FG-A	3FG-A	FTA	Reb	PF	A	TO	B	S	TP
Chas. Sthrn.	11/08	*	17	3-6	1-1	3-5	0-2-2	0	3	0	0	2	10
LA Tech	11/10	*	27	3-8	1-4	0-0	1-0-1	1	5	2	0	2	7
CofC	11/14	*	17	0-4	0-2	2-2	0-1-1	2	4	1	0	0	2
Seton Hall	11/17	*	30	6-9	1-4	4-6	0-3-3	2	5	1	0	0	17
at Clemson	11/20	*	32	3-7	2-4	2-3	2-1-3	1	3	1	0	0	10
at San Diego State	11/23	*	30	4-9	2-5	2-3	0-0-0	1	5	1	0	4	12
at USC	11/25	*	37	2-7	1-2	2-4	0-1-1	2	3	4	0	2	7
NC Central	12/02	*	20	2-4	0-1	3-4	0-0-0	1	6	1	0	2	7
at Charlotte	12/08	*	29	2-8	0-2	2-2	1-1-2	3	3	1	0	0	6
vs. N. Carolina	12/18	*	27	1-8	0-3	2-4	0-2-2	1	1	2	0	2	4
Winthrop	12/20						— DNP (Injury) —						
SC State	12/22						— DNP (Injury) —						
Savannah St.	12/28						— DNP (Injury) —						
at Arkansas*	01/02						— DNP (Injury) —						
Vanderbilt*	01/05						— DNP (Injury) —						
Kentucky*	01/09		15	1-3	1-2	0-2	0-1-1	1	0	1	0	0	3
at Auburn*	01/12		28	2-4	1-3	4-4	1-0-1	4	3	1	0	0	9
at Texas A&M*	01/16	*	21	0-4	0-0	2-2	0-0-0	2	3	2	0	1	2
Alabama*	01/19		17	1-1	1-1	0-0	0-0-0	1	3	2	0	0	3
at Vanderbilt*	01/26	*	26	2-3	0-0	2-2	1-2-3	4	0	3	0	0	6
Ole Miss*	01/30												
Missouri*	02/02												
at Miss. State*	02/06												
Arkansas*	02/09												
at LSU*	02/16												
at Kentucky*	02/20												
Florida*	02/23												
Georgia*	02/27												
at Tennessee*	03/02												

Career Highs – All Games

Pts 19 vs. Auburn, 2/3/13
 FG ... 6, 2x, last, vs. Seton Hall, 11/17/13
 FGA 15 at Missouri, 2/28/13
 FG % ... 1.00(1-1) vs. Alabama, 1/19/14
 3FG 3 at Florida, 1/20/13
 3FGA ... 6, 2x, last at Missouri, 2/28/13
 3FG % ... 1.00(1-1) vs. Alabama, 1/19/14
 FT 8 vs. Auburn, 2/3/13
 FTA 10 at Florida, 1/20/13
 FT % 1.000 (4-4), 3x, last at Auburn, 1/12/14
 Rebs 5 at Florida, 1/20/13
 Off Rebs 3 at Missouri, 2/28/13
 Def Rebs 3, 2x, last vs. Seton Hall, 11/17/13
 Stls 4, 2x, last at San Diego St., 11/23/13
 Assts 6 vs. NC Central, 12/2/13
 Min 37 at USC, 11/25/13

Career – SEC Games

Pts 19 vs. Auburn, 2/3/13
 FG 6 at Missouri, 2/28/13
 FGA 15 at Missouri, 2/28/13
 FG % .. 1.00(1-1) vs. Alabama, 1/19/14
 3FG 3 at Florida, 1/20/13
 3FGA ... 6, 2x, last at Missouri, 2/28/13
 3FG % ... 1.00(1-1) vs. Alabama, 1/19/14
 FT 8 vs. Auburn, 2/3/13
 FTA 10 at Florida, 1/20/13
 FT % 1.00 (4-4), 3x, last, at Auburn, 1/12/14
 Rebs 5 at Florida, 1/20/13
 Off Rebs 3 at Missouri, 2/28/13
 Def Rebs 3 at Florida, 1/20/13
 Stls 4 vs. Mississippi State, 2/24/13
 Assts ... 3, 4x, last vs. Alabama, 1/19/14
 Min 35 at Missouri, 2/28/13

Season Highs – All Games

Pts 17 vs. Seton Hall, 11/17
 FG 6, 2x, last, vs. Seton Hall, 11/17
 FGA ... 9, 2x, last at San Diego St., 11/23
 FG % 1.00(1-1) vs. Alabama, 1/19
 3FG ... 2, 2x, last at San Diego St., 11/23
 3FGA 5 at San Diego St., 11/23
 3FG % 1.00(1-1) vs. Alabama, 1/19
 FT 4, 2x, last at Auburn, 1/12
 FTA 6 vs. Seton Hall, 11/17
 FT % 1.000 (4-4), at Auburn, 1/12
 Rebs 3, 3x, last at Vanderbilt, 1/26
 Off Rebs 2 at Clemson, 11/20
 Def Rebs 3, 2x, last vs. Seton Hall, 11/17
 Stls 4 at San Diego State, 11/23
 Assts 6 vs. NC Central, 12/2
 Min 37 at USC, 11/25

Season Highs – SEC Games

Pts 9 at Auburn, 1/12
 FG 2, 2x, last at Vanderbilt, 1/26
 FGA ... 4, 2x, last at Texas A&M, 1/16
 FG % 1.00(1-1) vs. Alabama, 1/19
 3FG 1, 3x, last vs. Alabama, 1/19
 3FGA 3 at Auburn, 1/12
 3FG % 1.00(1-1) vs. Alabama, 1/19
 FT 4 at Auburn, 1/12
 FTA 4 at Auburn, 1/12
 FT % 1.00 (4-4) at Auburn, 1/12
 Rebs 3 at Vanderbilt, 1/26
 Off Rebs 1, 2x, last at Vandy, 1/26
 Def Rebs 2 at Vanderbilt, 1/26
 Stls 1 at Texas A&M, 1/16
 Assts 3, 3x, last vs. Alabama, 1/19
 Min 28 at Auburn, 1/12

Career Stats at South Carolina

Year	GP	GS	Min	Avg	FG	FGA	Pct	3FG	FGA	Pct	FT	FTA	Pct	Off	Def	Tot	Avg	PF	FO	A	TO	Blk	Stl	Pts	Avg
2012-13	33	3	570	17.3	53	151	.351	13	54	.241	72	109	.661	22	24	46	1.4	43	0	36	49	3	21	191	5.8
2013-14	15	12	373	24.9	32	85	.376	11	34	.324	30	43	.698	6	14	20	1.3	26	0	47	23	0	15	105	7.0
Career Totals	48	15	943	19.6	85	236	.360	24	88	.273	102	152	.671	28	38	66	1.3	69	0	83	72	3	36	296	6.2



ALEIGHSA WELCH

6-0
Junior
Forward
Goose Creek, S.C.
Goose Creek

#24

Miscellaneous Stats

	Season	Career
Double-Double	6	16
20+ Points	2	3
10+ Points	16	47
10+ Rebounds	6	19
Tm-High Pts.	4	19
Tm-High Rebs.	9	35
Tm-High Assts.	3	7

- Named to the Naismith Trophy Early Season Watch List and the Preseason All-SEC First Team
- Has shot at least 50.0 percent from field in all but three games this season (45.5 percent at Arkansas, 42.9 percent at Auburn, 42.1 percent at Texas A&M)
- Leads SEC and ranks seventh in nation in field goal percentage ... In SEC, ranks 15th in ppg, ninth in rpg, 15th in blocks and fourth in offensive rebounding (3.4 Or/gm)
- Has led the team in scoring four times (LA Tech, at Clemson, vs. North Carolina, at Texas A&M)
- Has led the team in rebounding nine times (Charleston Southern, LA Tech, CofC, Seton Hall, at Clemson, vs. North Carolina, at Texas A&M, Alabama)
- Posted second-straight double-double with 12 points and 10 rebounds against Alabama (Jan. 19)
- Tied career high in an SEC game with 20 points at #25/21 Texas A&M (Jan. 16), including six of team's first 10 2nd-half points to launch rally from 17-point halftime deficit
- Posted fourth double-double of the season against #9/10 Kentucky (Jan. 9), adding 11 points and 10 rebounds in the second half alone to hold off Wildcats' surge
- Hit 5-of-6 from free throw line, grabbed a defensive rebound and blocked a shot in final five minutes of game to hold off Vanderbilt (Jan. 5)
- Tied career high with four blocks at Arkansas (Jan. 2) and hit a tough shot in traffic to end seven-minute scoring drought in second half that let Razorbacks cut deficit in half
- Handed out career high five assists against Savannah State (Dec. 28), still scoring in double figures
- Moved into the program's top five in career offensive rebounds with four against South Carolina State (Dec. 22)
- Scored nine of her 14 points against Winthrop (Dec. 20) in the second half to hold off Winthrop rally
- Netted career-high 23 points against #14/13 North Carolina (Dec. 18) while battling for five offensive rebounds
- Scored all 18 of her points at Charlotte (Dec. 8) in the second half, driving team to road win after sitting all but the first six minutes of the first half due to foul trouble
- Hit 4-of-5 from the field for 10 points in the second half at Southern Cal (Nov. 25) to help team pull away from six-point halftime lead
- Handed out a career high four assists for the second-straight game at Clemson (Nov. 20), stuffing the box score with three blocks, 17 points and 10 rebounds as well.
- Grabbed career-high 17 rebounds against College of Charleston (Nov. 14), sixth-most in Colonial Life Arena history, including 12 in the first half

2013-14 Game-by-Game

Opponent	Date	GS	MIN	FG-A	3FG-A	FTA	Reb	PF	A	TO	B	S	TP
Chas. Sthrn.	11/08	*	19	5-8	0-0	5-6	3-5-8	1	0	2	0	1	15
LA Tech	11/10		31	6-8	0-0	2-5	6-4-10	2	3	0	0	0	14
CofC	11/14	*	23	3-5	0-0	6-11	7-10-17	2	2	1	1	2	12
Seton Hall	11/17	*	28	3-4	0-0	9-13	2-6-8	2	4	1	2	1	15
at Clemson	11/20	*	29	7-10	0-0	3-3	4-6-10	2	4	1	3	1	17
at San Diego State	11/23	*	25	4-4	0-0	0-2	1-3-4	3	2	1	1	1	8
at USC	11/25	*	34	6-11	0-0	2-2	2-4-6	2	1	2	0	0	14
NC Central	12/02	*	17	6-6	0-0	1-2	0-4-4	0	1	0	1	0	13
at Charlotte	12/08	*	25	7-9	0-0	4-6	2-4-6	2	0	2	0	3	18
vs. N. Carolina	12/18	*	36	8-13	0-0	7-12	5-1-6	3	0	4	1	1	23
Winthrop	12/20	*	34	4-7	0-0	6-11	4-4-8	0	2	1	1	2	14
SC State	12/22	*	25	4-5	0-0	0-1	4-1-5	0	3	2	0	1	8
Savannah St.	12/28	*	23	5-9	0-0	4-6	1-2-3	0	5	0	0	1	14
at Arkansas*	01/02	*	36	5-11	0-0	1-3	2-5-7	2	2	2	4	1	11
Vanderbilt*	01/05	*	24	2-4	0-0	5-6	1-2-3	4	3	1	1	0	9
Kentucky*	01/09	*	37	5-10	0-0	6-9	6-8-14	2	3	5	1	0	16
at Auburn*	01/12	*	31	3-7	0-0	4-8	3-2-5	3	3	2	1	2	10
at Texas A&M*	01/16	*	43	8-19	1-1	3-7	8-8-16	1	2	2	2	1	20
Alabama*	01/19	*	29	5-7	0-0	2-3	3-7-10	1	1	5	0	0	12
at Vanderbilt*	01/26	*	30	5-9	0-0	0-0	3-3-6	2	3	8	2	0	10
Ole Miss*	01/30												
Missouri*	02/02												
at Miss. State*	02/06												
Arkansas*	02/09												
at LSU*	02/16												
at Kentucky*	02/20												
Florida*	02/23												
Georgia*	02/27												
at Tennessee*	03/02												

Career Highs – All Games

Pts 23 vs. N. Carolina 12/18/13
FG ... 8, 3x, last at Texas A&M, 1/16/14
FGA 19 at Texas A&M, 1/16/14
FG % 1.00 (6-6) vs. NCCU, 12/2/13
FT 10 at Xavier, 11/30/11
FTA 15 at Xavier, 11/30/11
Rebs 17 vs. C. of Charleston, 11/14/13
Off Rebs 8, 6x, last at TAMU, 1/16/14
Def Rebs 10 vs. CofC, 11/14/13
Blks 4, 2x, last at Arkansas, 1/2/14
Stls 3, 4x, last at Charlotte, 12/8/13
Assts 5 vs. Savannah St., 12/28/13
Min 43 at Texas A&M, 1/16/14

Career – SEC Games

Pts 20, 2x, last at TAMU, 1/16/14
FG 8, 2x, last at Texas A&M, 1/16/14
FGA 19 at Texas A&M, 1/16/14
FG % 1.00 (4-4) at Ole Miss, 2/17/13
FT 8 vs. Mississippi State, 2/24/13
FTA 12 vs. Mississippi State, 2/24/13
Rebs 16 at Texas A&M, 1/16/14
Off Rebs 8, 2x, last at TAMU, 1/16/14
Def Rebs 8, 3x, last at TAMU, 1/16/14
Blks 4 at Arkansas, 1/2/14
Stls 3 vs. Florida, 3/3/13
Assts 4 at Kentucky, 2/14/13
Min 43 at Texas A&M, 1/16/14

Season Highs – All Games

Pts 23 vs N. Carolina, 12/18
FG 8, 2x, last at Texas A&M, 1/16
FGA 19 at Texas A&M, 1/16
FG % 1.00 (6-6) vs. NC Central, 12/2
FT 9 vs. Seton Hall, 11/17
FTA 13 vs. Seton Hall, 11/17
Rebs 17 vs. C. of Charleston, 11/14
Off Rebs 8 at Texas A&M, 1/16
Def Rebs 10 vs. CofC, 11/14
Blks 4 at Arkansas, 1/2
Stls 3 at Charlotte, 12/8
Assts 5 vs. Savannah St., 12/28
Min 43 at Texas A&M, 1/16

Season Highs – SEC Games

Pts 20 at Texas A&M, 1/16
FG 8 at Texas A&M, 1/16
FGA 19 at Texas A&M, 1/16
FG %714 (5-7), vs. Alabama, 1/19
FT 6 vs. Kentucky, 1/9
FTA 9 vs. Kentucky, 1/9
Rebs 16 at Texas A&M, 1/16
Off Rebs 8 at Texas A&M, 1/16
Def Rebs 8, 2x, last at TAMU, 1/16
Blks 4 at Arkansas, 1/2
Stls 2 at Auburn, 1/12
Assts 3, 4x, last at Vanderbilt, 1/26
Min 43 at Texas A&M, 1/16

Career Stats at South Carolina

Year	GP	GS	Min	Avg	FG	FGA	Pct	3FG	FGA	Pct	FT	FTA	Pct	Off	Def	Tot	Avg	PF	FO	A	TO	Blk	Stl	Pts	Avg
2011-12	33	2	694	21.0	98	167	.587	0	1	.000	56	98	.571	104	96	200	6.1	41	0	18	40	22	19	252	7.6
2012-13	33	33	981	29.7	134	224	.598	1	1	1.000	126	178	.708	131	124	255	7.7	56	0	34	53	23	26	395	12.0
2013-14	20	19	579	29.0	101	166	.608	1	1	1.000	70	116	.603	67	89	156	7.8	34	0	44	42	21	18	273	13.7
Career Totals	86	54	2254	26.2	333	557	.598	2	3	.667	252	392	.643	302	309	611	7.1	131	0	96	135	66	63	920	10.7



Official Basketball Box Score -- Game Totals -- Final Statistics
Charleston Southern vs #22/21 South Carolina
 11/08/13 7 p.m. at Columbia, S.C./Colonial Life Arena



Charleston Southern 29 • 0-1

#	Player		Total			Rebounds			PF	TP	A	TO	Blk	Stl	Min
			FG-FGA	3-Ptr	FT-FTA	Off	Def	Tot							
10	LEBEDEVA, Natasha	f	0-7	0-1	0-0	1	0	1	2	0	0	2	0	1	18
25	MAXIMILIEN, Monique	c	0-4	0-0	0-0	0	3	3	2	0	0	2	4	0	22
03	BRATCHER, Erin	g	2-5	2-5	2-3	3	0	3	2	8	1	3	0	0	27
22	FOWLER, DJ	g	1-6	0-2	0-0	1	1	2	4	2	1	2	0	1	25
23	MANN, Alyssa	g	3-11	0-4	3-3	0	2	2	0	9	1	2	0	1	23
00	KARLSONE, Alise	g	0-3	0-1	0-0	1	2	3	3	0	0	3	1	0	12
05	LONG, Nayla	g	0-1	0-0	0-0	0	0	0	1	0	0	1	0	0	11
12	BROWN, Marley	g	2-2	0-0	0-0	0	1	1	1	4	1	2	0	0	12
14	JARVIS, Tatum	g	1-5	1-5	0-0	0	0	0	0	3	1	2	0	1	13
21	KIRKPATRICK, Kirklin	g	0-2	0-2	0-0	0	0	0	0	0	0	1	0	0	10
24	LAKES, Brianna	g	0-1	0-0	0-0	1	0	1	3	0	0	5	0	0	15
30	BARNETT, Christal	g	1-7	1-3	0-0	1	1	2	1	3	1	0	0	1	12
	Team					3	4	7							
	Totals		10-54	4-23	5-6	11	14	25	19	29	6	25	5	5	200

FG % 1st Half: 4-29 13.8% 2nd half: 6-25 24.0% Game: 10-54 18.5%
 3FG % 1st Half: 2-10 20.0% 2nd half: 2-13 15.4% Game: 4-23 17.4%
 FT % 1st Half: 3-3 100.0 2nd half: 2-3 66.7% Game: 5-6 83.3%

#22/21 South Carolina 99 • 1-0

#	Player		Total			3-Ptr			Rebounds			PF	TP	A	TO	Blk	Stl	Min
			FG-FGA	FG-FGA	FT-FTA	Off	Def	Tot										
24	WELCH, Aleighsa	f	5-8	0-0	5-6	3	5	8	1	15	0	2	0	1	19			
31	DOZIER, Asia	f	1-3	0-0	2-2	2	1	3	1	4	5	1	1	2	17			
33	IBIAM, Elem	c	7-7	0-0	3-5	1	5	6	0	17	0	1	5	2	20			
05	SESSIONS, Khadijah	g	3-6	1-1	3-5	0	2	2	0	10	3	0	0	2	17			
25	MITCHELL, Tiffany	g	6-10	0-0	0-0	1	0	1	0	12	1	0	0	5	21			
00	FARMER, India	g	0-0	0-0	0-0	0	0	0	0	0	0	0	0	0	6			
02	GAINES, Olivia	g	2-3	0-0	0-0	2	2	4	0	4	5	1	1	3	17			
12	MONTOUT, Wilka	g	2-4	1-1	2-5	1	3	4	3	7	1	1	2	1	21			
15	DAVIS, Tiffany	g	2-3	0-0	1-3	1	1	2	1	5	1	2	1	0	16			
21	MORRISON, LeAnna	g	0-0	0-0	0-0	0	1	1	1	0	1	1	0	0	7			
23	ROY, Tina	g	2-6	1-4	0-0	0	3	3	0	5	7	0	0	0	22			
41	COATES, Alaina	g	9-14	0-0	2-2	4	3	7	2	20	1	1	2	1	17			
	Team					1	4	5										
Totals			39-64	3-6	18-28	16	30	46	9	99	25	10	12	17	200			

FG % 1st Half: 20-36 55.6% 2nd half: 19-28 67.9% Game: 39-64 60.9%
 3FG % 1st Half: 1-2 50.0% 2nd half: 2-4 50.0% Game: 3-6 50.0%
 FT % 1st Half: 11-14 78.6% 2nd half: 7-14 50.0% Game: 18-28 64.3%

Officials: Beverly Roberts, Bryan Enterline, Bruce Morris
 Technical fouls: Charleston Southern-None. #22/21 South Carolina-None.
 Attendance: 5120

Score by periods	1st	2nd	Total	In Paint	Off T/O	2nd Chance	Fast Break	Bench
Charleston Southern	13	16	29	6	5	6	4	10
#22/21 South Carolina	52	47	99	70	40	23	32	41

Last FG - CSU 2nd-01:16, SC 2nd-00:49.
 Largest lead - CSU None, SC by 70 2nd-02:07.



Official Basketball Box Score -- Game Totals -- Final Statistics
Coll. of Charleston vs South Carolina
 11/14/13 8 p.m. at Columbia, S.C./Colonial Life Arena



Coll. of Charleston 54 • 1-2

#	Player		Total		3-Ptr		Rebounds			PF	TP	A	TO	Blk	Stl	Min
			FG-FGA	FG-FGA	FT-FTA	Off	Def	Tot								
11	Hewatt, Christy	f	2-3	1-1	0-0	1	2	3	1	5	1	0	0	1	9	
15	Ramer, Deidre	c	3-8	0-0	1-2	2	2	4	3	7	0	0	0	1	16	
01	Frye, Alyssa	g	2-12	1-4	0-0	0	2	2	1	5	2	5	0	2	36	
02	Hall, Erin	g	2-11	1-7	0-0	0	2	2	3	5	0	1	0	0	25	
22	Brown, Jillian	g	2-3	0-0	0-0	0	4	4	3	4	7	1	0	1	40	
05	Winter, Jenice	g	1-4	0-0	0-0	0	0	0	0	2	0	0	0	0	5	
13	Tolbert, Afreyea	g	5-15	0-0	4-6	2	9	11	4	14	0	0	0	0	21	
14	Gardner, Courtney	g	0-2	0-1	0-0	0	1	1	1	0	1	0	0	0	8	
16	Bolden, Breanna	g	0-0	0-0	1-2	0	1	1	1	1	0	1	0	0	4	
25	Green, Jazz	g	1-4	0-0	1-2	1	1	2	2	3	1	0	0	0	9	
30	Hopkins, Mikaela	g	2-3	0-0	2-6	2	1	3	5	6	0	2	2	0	18	
32	Carter, Jasmine	g	1-3	0-0	0-0	0	1	1	3	2	0	0	0	0	9	
	Team					3	1	4								
	Totals		21-68	3-13	9-18	11	27	38	27	54	12	10	2	5	200	

FG % 1st Half: 13-33 39.4% 2nd half: 8-35 22.9% Game: 21-68 30.9%
 3FG % 1st Half: 2-7 28.6% 2nd half: 1-6 16.7% Game: 3-13 23.1%
 FT % 1st Half: 6-10 60.0% 2nd half: 3-8 37.5% Game: 9-18 50.0%

South Carolina 81 • 3-0

#	Player		Total		3-Ptr		Rebounds			PF	TP	A	TO	Blk	Stl	Min
			FG-FGA	FG-FGA	FT-FTA	Off	Def	Tot								
24	WELCH, Aleighsa	f	3-5	0-0	6-11	7	10	17	2	12	2	1	1	2	23	
31	DOZIER, Asia	f	6-12	4-8	0-0	0	2	2	1	16	3	1	0	0	25	
33	IBIAM, Elem	c	5-8	0-0	2-5	2	4	6	2	12	0	0	3	1	23	
05	SESSIONS, Khadijah	g	0-4	0-2	2-2	0	1	1	2	2	4	1	0	0	17	
25	MITCHELL, Tiffany	g	3-7	2-3	3-7	3	5	8	1	11	1	2	0	0	26	
00	FARMER, India	g	0-0	0-0	0-0	0	0	0	1	0	0	0	0	0	5	
02	GAINES, Olivia	g	0-1	0-0	2-2	0	1	1	1	2	0	1	0	1	11	
12	MONTOUT, Wilka	g	1-6	0-2	0-4	5	3	8	2	2	0	2	1	0	16	
15	DAVIS, Tiffany	g	2-4	1-2	2-2	0	1	1	0	7	3	2	0	1	19	
21	MORRISON, LeAnna	g	0-3	0-2	0-0	1	0	1	1	0	1	0	0	0	6	
23	ROY, Tina	g	2-10	2-9	0-0	0	0	0	0	6	2	0	0	0	16	
41	COATES, Alaina	g	3-6	0-0	5-9	5	9	14	2	11	0	1	3	0	13	
	Team					0	3	3								
	Totals		25-66	9-28	22-42	23	39	62	15	81	16	12	8	5	200	

FG % 1st Half: 14-35 40.0% 2nd half: 11-31 35.5% Game: 25-66 37.9%
 3FG % 1st Half: 5-15 33.3% 2nd half: 4-13 30.8% Game: 9-28 32.1%
 FT % 1st Half: 13-23 56.5% 2nd half: 9-19 47.4% Game: 22-42 52.4%

Officials: Dee Kantner, Joe Cunningham, Ed Sidlasky
 Technical fouls: Coll. of Charleston-None. South Carolina-None.
 Attendance: 4882

Score by periods	1st	2nd	Total	In Paint	Off T/O	2nd Chance	Fast Break	Bench
Coll. of Charleston	34	20	54	18	9	10	5	28
South Carolina	46	35	81	28	8	23	6	28

Last FG - COFC 2nd-01:17, SC 2nd-00:51.
 Largest lead - COFC by 9 1st-17:33, SC by 32 2nd-06:47.



Official Basketball Box Score -- Game Totals -- Final Statistics
Louisiana Tech vs #22/21 South Carolina
 11/10/13 2 p.m. at Columbia, S.C./Colonial Life Arena



Louisiana Tech 45 • 0-1

#	Player		Total		3-Ptr		Rebounds			PF	TP	A	TO	Blk	Stl	Min		
			FG	FGA	FG	FGA	FT	FTA	Off								Def	Tot
02	FRAZIER, Whitney	f	3	9	1	1	0	0	3	3	5	7	2	0	0	4	30	
24	CHENEVERT, Tyjae	f	2	6	0	0	0	2	0	3	3	4	4	1	4	2	0	24
33	LANGSTON, Savanna	f	1	3	0	1	0	0	2	2	4	4	2	0	0	0	1	28
15	JEFFERSON, Brittney	g	4	9	1	1	2	6	0	4	4	1	11	4	3	0	0	37
21	ANDREWS, Kanedria	g	2	6	1	2	0	0	1	4	5	1	5	0	3	0	0	35
00	JACKSON, JaQuan		5	16	1	2	2	2	2	2	4	3	13	3	5	0	2	34
04	VUCINIC, Jelena		0	0	0	0	0	0	0	0	0	1	0	0	0	0	0	4
32	MOTEN, Kevione		1	1	0	0	1	4	2	1	3	3	3	0	1	0	0	8
	Team								2	1	3				1			
Totals			18	50	4	7	5	14	9	20	29	22	45	10	17	2	7	200

FG % 1st Half: 8-24 33.3% 2nd half: 10-26 38.5% Game: 18-50 36.0%
 3FG % 1st Half: 1-2 50.0% 2nd half: 3-5 60.0% Game: 4-7 57.1%
 FT % 1st Half: 0-2 0.0% 2nd half: 5-12 41.7% Game: 5-14 35.7%

#22/21 South Carolina 68 • 2-0

#	Player		Total		3-Ptr	Rebounds					PF	TP	A	TO	Blk	Stl	Min
			FG-FGA	FG-FGA	FT-FTA	Off	Def	Total									
31	DOZIER, Asia	f	3-5	1-1	0-0	0	1	1	1	7	0	3	0	0	21		
33	IBIAM, Elem	f	3-6	0-0	5-10	2	6	8	5	11	1	3	3	1	24		
41	COATES, Alaina	c	6-10	0-0	0-3	5	5	10	3	12	0	0	0	0	19		
05	SESSIONS, Khadijah	g	3-8	1-4	0-0	1	0	1	1	7	5	2	0	2	27		
25	MITCHELL, Tiffany	g	4-9	1-4	1-3	0	4	4	1	10	3	2	0	1	27		
00	FARMER, India	q	0-0	0-0	0-0	0	0	0	0	0	0	0	0	0	1		
02	GAINES, Olivia		1-2	0-0	0-1	3	1	4	1	2	3	1	1	0	9		
12	MONTOUT, Wilka		0-0	0-0	0-0	3	0	3	0	0	0	0	0	0	11		
21	DAVIS, Tiffany		1-4	1-4	0-0	1	1	2	0	3	1	2	0	1	10		
15	MORRISON, LeAnna		0-1	0-1	0-0	0	0	0	0	0	0	0	0	0	1		
23	ROY, Tina		1-9	0-4	0-0	0	1	1	1	2	2	0	0	1	19		
24	WELCH, Aleighsa Team		6-8	0-0	2-5	6	4	10	2	14	3	0	0	0	31		
						1	2	3									
Totals			28-62	4-18	8-22	22	25	47	15	68	18	13	4	6	200		



Official Basketball Box Score -- Game Totals -- Final Statistics
#19/14 South Carolina vs Clemson
11/20/13 7 pm at Clemson, SC (Littlejohn Coliseum)



#19/14 South Carolina 68 • 5-0

#	Player		Total		3-Ptr		Rebounds			PF	TP	A To Blk Stl				Min
			FG-FGA	FG-FGA	FT-FTA	Off	Def	Tot	A			To	Blk	Stl		
24	WELCH, Aleighsa	f	7-10	0-0	3-3	4	6	10	2	17	4	1	3	1	29	
31	DOZIER, Asia	f	2-9	0-5	0-1	3	6	9	3	4	0	2	0	0	30	
33	IBIAM, Elem	c	5-6	0-0	0-0	3	3	6	2	10	1	0	1	1	25	
05	SESSIONS, Khadijah	g	3-7	2-4	2-3	2	1	3	1	10	3	1	0	0	32	
25	MITCHELL, Tiffany	g	6-10	2-4	0-0	2	4	6	0	14	5	4	0	2	28	
00	FARMER, India	g	0-0	0-0	0-0	0	0	0	0	0	0	0	0	0	1	
12	MONTOUT, Wilka	g	0-6	0-0	1-2	2	2	4	0	1	0	1	0	0	13	
21	DAVIS, Tiffany	g	0-0	0-0	0-0	0	0	0	0	0	1	0	0	0	10	
15	MORRISON, LeAnna	g	0-0	0-0	0-0	0	0	0	0	0	0	0	0	0	2	
23	ROY, Tina	g	1-4	0-3	1-1	2	1	3	1	3	0	2	0	0	15	
41	COATES, Alaina	g	2-5	0-0	5-8	1	5	6	4	9	0	1	1	2	15	
Team						0	2	2								
Totals			26-57	4-16	12-18	19	30	49	13	68	14	12	5	6	200	

FG % 1st Half: 12-31 38.7% 2nd half: 14-26 53.8% Game: 26-57 45.6% Deadball Rebounds 1
3FG % 1st Half: 1-8 12.5% 2nd half: 3-8 37.5% Game: 4-16 25.0%
FT % 1st Half: 2-3 66.7% 2nd half: 10-15 66.7% Game: 12-18 66.7%

Clemson 43 • 1-3

#	Player		Total		3-Ptr		Rebounds			PF	TP	A				Min
			FG-FGA	FG-FGA	FT-FTA	Off	Def	Tot	To			Blk	Stl			
01	Tay, Charmaine	f	5-15	0-2	1-3	2	3	5	2	11	2	2	1	1	32	
13	Chatman, Sade	c	1-8	0-0	1-2	1	2	3	5	3	0	2	0	1	23	
02	Lindsay, Chelsea	g	5-10	2-3	0-0	1	1	2	0	12	3	2	0	1	39	
21	Dixon, Nikki	g	0-0	0-0	0-0	0	0	0	0	0	0	0	0	0	1	
23	Dunn, Chancie	g	2-6	0-0	0-0	0	2	2	4	4	1	2	0	0	35	
05	Gramlich, Kelly	g	0-3	0-1	2-2	0	5	5	1	2	1	0	0	1	24	
14	Mosley, Paige	g	0-1	0-0	2-4	1	1	2	1	2	0	0	0	1	8	
15	Jamison-Myers, Nyilah	g	0-4	0-0	5-6	2	1	3	4	5	0	2	1	0	24	
20	Gaillard, Jordan	g	1-1	1-1	1-2	0	2	2	0	4	0	1	0	0	14	
	Team					3	0	3								
Totals			14-48	3-7	12-19	10	17	27	17	43	7	11	2	5	200	

FG % 1st Half: 3-23 13.0% 2nd half: 11-25 44.0% Game: 14-48 29.2% Deadball Rebounds 1
3FG % 1st Half: 0-2 0.0% 2nd half: 3-5 60.0% Game: 3-7 42.9%
FT % 1st Half: 9-14 64.3% 2nd half: 3-5 60.0% Game: 12-19 63.2%

Officials: Billy Smith, Jules Gallien, Mark Berger
Technical fouls: #19/14 South Carolina-None. Clemson-None.
Attendance: 715

Score by periods	1st	2nd	Total
#19/14 South Carolina	27	41	68
Clemson	15	28	43

Last FG - SC 2nd-00:32, CU 2nd-00:08.
Largest lead - SC by 28 2nd-02:32, CU by 2 1st-19:45.

Score tied - 1 time.
Lead changed - 1 time.



Official Basketball Box Score -- Game Totals -- Final Statistics
#19/14 South Carolina vs San Diego State
11/23/13 1 p.m. at Viejas Arena at Aztec Bowl (San Diego)



#19/14 South Carolina 88 • 6-0

#	Player		Total		3-Ptr		Rebounds			PF	TP	A TO Blk Stl				Min
			FG-FGA	FG-FGA	FT-FTA	Off	Def	Total	A			TO	Blk	Stl		
24	WELCH, Aleighsa	f	4-4	0-0	0-2	1	3	4	3	8	2	1	1	1	25	
31	DOZIER, Asia	f	5-13	4-10	2-2	3	0	3	2	16	0	2	0	2	28	
33	IBIAM, Elem	c	2-3	0-0	1-2	1	3	4	3	5	1	1	1	1	21	
05	SESSIONS, Khadijah	g	4-9	2-5	2-3	0	0	0	1	12	5	1	0	4	30	
25	MITCHELL, Tiffany	g	6-10	1-2	4-5	1	2	3	2	17	9	1	0	3	26	
02	GAINES, Olivia		0-0	0-0	1-2	1	0	1	0	1	1	0	0	1	5	
12	MONTOUT, Wilka		1-2	0-1	0-0	0	2	2	3	2	0	1	0	0	17	
21	DAVIS, Tiffany		0-1	0-0	0-0	0	0	0	0	0	3	0	0	0	3	
15	MORRISON, LeAnna		0-1	0-1	0-0	1	0	1	0	0	1	0	0	0	4	
23	ROY, Tina		2-6	2-4	0-0	0	1	1	0	6	2	1	1	0	19	
41	COATES, Alaina		5-6	0-0	11-15	1	7	8	4	21	0	0	1	0	22	
Team						1	2	3								
Totals			29-55	9-23	21-31	10	20	30	18	88	24	8	4	12	200	

FG % 1st Half: 16-35 45.7% 2nd half: 13-20 65.0% Game: 29-55 52.7% Deadball Rebounds 3,2
3FG % 1st Half: 7-15 46.7% 2nd half: 2-8 25.0% Game: 9-23 39.1%
FT % 1st Half: 4-6 66.7% 2nd half: 17-25 68.0% Game: 21-31 67.7%

San Diego State 54 • 0-4

#	Player		Total		3-Ptr		Rebounds			PF	TP	A TO Blk Stl				Min
			FG-FGA	FG-FGA	FT-FTA	Off	Def	Tot	A			TO	Blk	Stl		
02	HUNTER, Khristina	f	1-4	0-0	3-4	2	1	3	5	5	1	4	0	0	19	
05	CULBERSON, Chairese	f	0-6	0-2	0-0	0	0	0	3	0	1	0	0	0	28	
25	AMARIKWA, Erimma	f	7-11	0-0	1-2	1	4	5	0	15	0	1	0	0	26	
13	WARREN, Cierra	c	2-4	0-0	1-5	2	3	5	5	5	1	3	0	0	20	
11	HARVEY, Ahjalee	g	4-9	1-4	1-2	0	4	4	2	10	3	7	0	1	34	
00	SMITH, Deidra		3-5	0-0	0-0	1	3	4	4	6	0	3	0	0	23	
03	BOSTICK, Ariell		1-2	0-0	0-0	0	1	1	2	2	0	1	0	0	8	
12	SCURRY, Deajanae		3-6	0-1	0-0	1	6	7	2	6	4	4	1	4	23	
21	JOHNSON, Chloe		0-1	0-1	0-0	0	1	1	2	0	0	1	0	0	12	
23	LAWRENCE, Alyssa		0-0	0-0	2-2	0	0	0	0	2	0	0	0	0	7	
Team						1	0	1								

FG % 1st Half: 12-22 54.5% 2nd half: 9-26 34.6% Game: 21-48 43.8% Deadball Rebounds 4
3FG % 1st Half: 1-4 25.0% 2nd half: 0-4 0.0% Game: 1-8 12.5%
FT % 1st Half: 4-7 57.1% 2nd half: 4-8 50.0% Game: 8-15 53.3%

Officials: Melissa Barlow, Shelley Nakasone, Lisa Jones
Technical fouls: #19/14 South Carolina-None. San Diego State-None.
Attendance: 642

3 TEAM POINTS AWARDED TO SDSU AT 19:49 1ST HALF

Score by periods	1st	2nd	Total
#19/14 South Carolina	43	45	88
San Diego State	32	22	54

Last FG - SC 2nd-01:32, SDSU 2nd-03:02.
Largest lead - SC by 37 2nd-00:24, SDSU by 1 1st-16:48.

Score tied - 0 times.
Lead changed - 2 times.



Official Basketball Box Score -- Game Totals -- Final Statistics
#17/14 South Carolina vs USC
11/25/13 5 p.m. at Galen Center (Los Angeles)



#17/14 South Carolina 70 • 7-0

#	Player		Total			Rebounds			PF	TP	A				Min
			FG-FGA	3-FGA	FT-FTA	Off	Def	Tot			To	Blk	Stl		
24	WELCH, Aleighsa	f	6-11	0-0	2-2	2	4	6	2	14	1	2	0	0	34
31	DOZIER, Asia	f	1-4	0-1	2-2	0	2	2	1	4	2	3	0	0	25
33	IBIAM, Elem	c	2-5	0-0	0-0	2	3	5	5	4	1	2	2	0	19
05	SESSIONS, Khadijah	g	2-7	1-2	2-4	0	1	1	2	7	3	4	0	2	37
25	MITCHELL, Tiffany	g	6-9	0-1	10-13	3	3	6	3	22	4	6	0	5	34
12	MONTOUT, Wilka	g	0-0	0-0	0-0	0	2	2	0	0	1	0	0	0	9
21	MORRISON, LeAnna	g	0-0	0-0	0-0	0	0	0	0	0	0	0	0	0	1
23	ROY, Tina	g	3-5	1-2	4-4	0	3	3	1	11	0	0	1	0	24
41	COATES, Alaina	g	4-7	0-0	0-1	1	8	9	4	8	0	2	0	1	17
	Team					1	0	1							
Totals			24-48	2-6	20-26	9	26	35	18	70	12	19	3	8	200

FG % 1st Half: 11-28 39.3% 2nd half: 13-20 65.0% Game: 24-48 50.0% Deadball Rebounds 2
3FG % 1st Half: 1-4 25.0% 2nd half: 1-2 50.0% Game: 2-6 33.3%
FT % 1st Half: 7-9 77.8% 2nd half: 13-17 76.5% Game: 20-26 76.9%

USC 50 • 3-2

#	Player		Total		3-Ptr		Rebounds			PF	TP	A				Min
			FG	FGA	FT	FTA	Off	Def	Tot			To	Bk	Stl		
10	Oliver, Kate	f	0-5	0-0	0-0	1	2	3	1	0	1	1	2	2	20	
11	Harberts, Cassie	f	7-15	0-1	0-3	0	2	2	3	14	3	1	1	0	27	
21	Vaiioletama, Alexyz	f	1-2	1-2	0-0	2	3	5	4	3	0	3	0	1	22	
01	Adams, Jordan	g	1-5	0-4	2-2	2	2	4	1	4	4	2	0	3	33	
14	Crook, Ariya	g	6-14	0-4	4-4	0	2	2	4	16	0	4	0	2	33	
12	Jaco, Courtney		0-0	0-0	0-0	0	0	0	1	0	0	2	0	0	2	
13	Horn, Kaneisha		1-5	0-0	1-4	0	3	3	2	3	0	3	0	1	17	
23	Barrett, Brianna		3-4	0-0	1-3	2	3	5	2	7	3	2	1	0	25	
24	Edelman, Drew		0-0	0-0	0-0	0	0	0	1	0	0	1	0	1	8	
32	Alofaituli, Kiki		1-2	0-0	1-2	2	0	2	2	3	1	1	0	0	13	
	Team					2	2	4				2				
	Totals		20-52	1-11	9-18	11	19	30	21	50	12	22	4	10	200	



Official Basketball Box Score -- Game Totals -- Final Statistics
#12/10 South Carolina vs Charlotte
 12/08/13 2:00 p.m. at Dale F. Halton Arena (Charlotte, N.C.)



#12/10 South Carolina 76 • 9-0

#	Player		Total		3-Ptr		Rebounds			PF	TP	A TO Blk Stl				Min
			FG-FGA	FG-FGA	FT-FTA	Off	Def	Tot	A			TO	Blk	Stl		
24	WELCH, Aleighsa	f	7-9	0-0	4-6	2	4	6	2	18	0	2	0	3	25	
33	IBIAM, Elem	c	7-14	0-0	5-7	2	7	9	2	19	0	1	3	1	30	
05	SESSIONS, Khadijah	g	2-8	0-2	2-2	1	1	2	3	6	3	1	0	0	29	
23	ROY, Tina	g	0-0	0-0	1-2	1	1	2	2	1	1	2	1	1	15	
25	MITCHELL, Tiffany	g	4-9	0-2	7-7	1	2	3	0	15	4	3	0	3	36	
02	GAINES, Olivia		0-0	0-0	0-0	0	1	1	1	0	0	0	0	0	4	
12	MONTOUT, Wilka		1-2	1-1	0-0	2	0	2	1	3	0	0	0	0	8	
15	DAVIS, Tiffany		0-0	0-0	0-0	0	0	0	0	1	0	1	0	0	8	
21	MORRISON, LeAnna		0-0	0-0	2-4	0	0	0	0	2	0	0	0	0	1	
31	DOZIER, Asia		4-7	0-1	2-3	2	3	5	1	10	4	5	1	2	32	
41	COATES, Alaina		0-4	0-0	2-2	2	2	4	0	2	0	0	2	0	12	
	Team					0	2	2								
	Totals		25-53	1-6	25-33	13	23	36	13	76	12	15	7	10	200	

FG % 1st Half: 11-31 35.5% 2nd half: 14-22 63.6% Game: 25-53 47.2% Deadball Rebounds 0
 3FG % 1st Half: 1-5 20.0% 2nd half: 0-1 0.0% Game: 1-6 16.7%
 FT % 1st Half: 10-13 76.9% 2nd half: 15-20 75.0% Game: 25-33 75.8%

Charlotte 61 • 4-5

#	Player		Total		3-Ptr		Rebounds			PF	TP	A TO Blk Stl			Min
			FG-FGA	FG-FGA	FT-FTA	Off	Def	Tot	A			TO	Blk	Stl	
20	GORDON, Kira	f	3-9	0-0	7-8	1	8	9	3	13	1	4	0	3	36
32	ALEXANDER, Alexis	f	2-5	0-0	0-0	2	1	3	4	4	0	2	0	0	15
03	HOLMES, Ayanna	g	1-4	0-2	0-0	0	3	3	4	2	3	1	0	1	24
10	HAMMONDS, Ny	g	6-11	1-2	1-2	0	6	6	2	14	4	6	0	0	40
22	SIGMON, Hillary	g	2-8	1-7	2-2	0	1	1	3	7	1	0	0	1	31
01	GREGORY, Ciara		1-1	1-1	0-0	0	0	0	0	3	0	0	0	0	1
05	GARNER, Meme		0-1	0-0	0-0	0	0	0	1	0	0	0	0	0	1
21	WEBSTER, Lefty		1-2	0-1	0-0	2	0	2	2	2	0	0	0	1	7
23	OLLEY, Kenya		2-3	0-0	0-0	0	1	1	1	4	0	2	0	0	7
24	CARTER, Tori		4-5	0-0	0-0	0	0	0	0	8	1	3	0	0	17
50	RANKIN, Olivia		2-4	0-0	0-0	0	0	0	4	4	0	0	0	0	21
Team						1	3	4							
Totals			24-53	3-13	10-12	6	23	29	24	61	10	18	0	6	200

FG % 1st Half: 12-24 50.0% 2nd half: 12-29 41.4% Game: 24-53 45.3% Deadball Rebounds 2
 3FG % 1st Half: 1-5 20.0% 2nd half: 2-8 25.0% Game: 3-13 23.1%
 FT % 1st Half: 7-8 87.5% 2nd half: 3-4 75.0% Game: 10-12 83.3%

Officials: Billy Smith, Carla Fountain, Meadow Overstreet
 Technical fouls: #12/10 South Carolina-None. Charlotte-None.
 Attendance: 1357

Score by periods	1st	2nd	Total
#12/10 South Carolina	33	43	76
Charlotte	32	29	61

Last FG - SC 2nd-01:12, CHA 2nd-00:37.
 Largest lead - SC by 16 2nd-00:44, CHA by 2 1st-12:32.

Score tied - 8 times.
 Lead changed - 6 times.



Official Basketball Box Score -- Game Totals -- Final Statistics
#10/10 South Carolina vs #14/13 N. Carolina
 12/18/13 7:00 p.m. at Myrtle Beach (SC) Convention Center



#10/10 South Carolina 66 • 9-1

#	Player		Total		3-Ptr		Rebounds			PF	TP	A TO Blk Stl				Min
			FG-FGA	FG-FGA	FT-FTA	Off	Def	Tot	A			TO	Blk	Stl		
24	WELCH, Aleighsa	f	8-13	0-0	7-12	5	1	6	3	23	0	4	1	1	36	
31	DOZIER, Asia	f	1-3	0-2	1-2	1	2	3	4	3	1	2	0	0	21	
33	IBIAM, Elem	c	7-10	0-0	0-0	3	2	5	4	14	1	1	4	2	33	
05	SESSIONS, Khadijah	g	1-8	0-3	2-4	0	2	2	1	4	1	2	0	2	27	
25	MITCHELL, Tiffany	g	4-13	1-2	9-10	2	3	5	3	18	1	3	0	2	34	
02	GAINES, Olivia		1-2	0-0	0-0	0	1	1	1	2	2	1	0	0	11	
12	MONTOUT, Wilka		0-1	0-1	0-0	0	1	1	0	0	0	0	0	0	2	
15	DAVIS, Tiffany		0-1	0-0	0-0	0	0	0	0	0	0	0	0	0	7	
23	ROY, Tina		1-5	0-3	0-1	2	2	4	1	2	0	0	0	0	20	
41	COATES, Alaina		0-0	0-0	0-0	0	1	1	1	0	0	1	1	0	9	
	Team					1	4	5								
Totals			23-56	1-11	19-29	14	19	33	18	66	6	14	6	7	200	

FG % 1st Half: 11-30 36.7% 2nd half: 12-26 46.2% Game: 23-56 41.1% Deadball Rebounds 2
 3FG % 1st Half: 0-4 0.0% 2nd half: 1-7 14.3% Game: 1-11 9.1%
 FT % 1st Half: 5-11 45.5% 2nd half: 14-18 77.8% Game: 19-29 65.5%

#14/13 N. Carolina 74 • 10-2

#	Player		Total		3-Ptr		Rebounds			PF	TP	A TO Blk Stl				Min
			FG-FGA	FG-FGA	FT-FTA	Off	Def	Tot	A			TO	Blk	Stl		
01	Stephanie Mavunga	f	9-16	0-1	2-3	5	7	12	4	20	0	3	3	1	34	
34	Xylina McDaniel	f	5-11	2-4	2-2	1	6	7	3	14	2	3	0	1	29	
15	Allisha Gray	g	4-8	2-4	2-2	2	1	3	3	12	1	1	0	0	33	
23	Diamond DeShields	g	6-13	0-3	5-6	2	4	6	4	17	1	1	0	1	21	
24	Jessica Washington	g	0-3	0-0	0-0	0	2	2	1	0	2	4	0	1	20	
02	Latifah Coleman		0-3	0-1	1-2	0	2	2	3	1	4	2	0	1	21	
10	Danielle Butts		1-1	0-0	0-0	1	0	1	0	2	0	0	0	0	4	
11	Brittany Rountree		0-2	0-2	0-0	0	0	0	3	0	2	1	0	0	20	
22	N'Dea Bryant		1-1	0-0	2-2	0	1	1	1	4	0	1	0	0	12	
31	Erika Johnson		2-3	0-1	0-0	1	2	3	1	4	0	1	0	0	6	
Team						4	2	6								
Totals				28-61	4-16	14-17	16	27	43	23	74	12	17	3	5	200

FG % 1st Half: 15-34 44.1% 2nd half: 13-27 48.1% Game: 28-61 45.9% Deadball Rebounds 1
 3FG % 1st Half: 2-7 28.6% 2nd half: 2-9 22.2% Game: 4-16 25.0%
 FT % 1st Half: 7-8 87.5% 2nd half: 7-9 77.8% Game: 14-17 82.4%

Officials: Mark Zentz, Bryan Esterline, Louis Gonzalez
 Technical fouls: #10/10 South Carolina-None. #14/13 N. Carolina-None.
 Attendance: 4137

Score by periods	1st	2nd	Total
#10/10 South Carolina	27	39	66
#14/13 N. Carolina	39	35	74

Last FG - SC 2nd-01:21, NC 2nd-01:41.
 Largest lead - SC by 4 1st-15:32, NC by 13 1st-03:22.

Points In Off 2nd Fast Bench
 SC 36 30 13 0 4
 NC 44 16 18 2 11
 Score tied - 2 times.
 Lead changed - 1 time.



Official Basketball Box Score -- Game Totals -- Final Statistics
Winthrop vs #10/10 South Carolina
 12/20/13 12 p.m. at Columbia, S.C./Colonial Life Arena



Winthrop 61 • 6-3

#	Player		Total		3-Ptr		Rebounds			PF	TP	A TO Blk Stl				Min
			FG-FGA	FG-FGA	FT-FTA	Off	Def	Total	A			TO	Blk	Stl		
20	CALVERT, Taylor	f	4-5	1-1	2-2	1	4	5	4	11	0	3	0	1	34	
33	WILLIAMS, Erica	f	8-19	0-0	3-4	1	4	5	0	19	4	3	2	2	40	
04	NUNN, Schaquilla	c	1-6	0-0	0-0	1	9	10	2	2	0	1	0	0	33	
22	McCLANAHAN, Dequesh	g	7-20	1-3	4-4	1	0	1	5	19	8	3	0	3	37	
24	WRIGHT, Samiya	g	0-2	0-1	0-0	1	1	2	2	0	0	0	0	0	7	
05	CHARLES, Tiffany		1-2	0-0	0-0	1	1	2	2	2	1	2	0	2	27	
30	DECHEVA, Pamela		3-5	2-3	0-0	2	0	2	4	8	0	1	0	0	21	
31	VERNON, Zoe		0-0	0-0	0-0	0	0	0	2	0	0	0	0	0	1	
Team						2	1	3								
Totals				24-59	4-8	9-10	10	20	30	21	61	13	13	2	8	200
FG % 1st Half: 10-30			33.3%	2nd half: 14-29	48.3%	Game: 24-59	40.7%									Deadball Rebounds 3
3FG % 1st Half: 3-5			60.0%	2nd half: 1-3	33.3%	Game: 4-8	50.0%									
FT % 1st Half: 0-0			0.0%	2nd half: 1-0	90.0%	Game: 9-10	90.0%									

FG % 1st Half: 10-30 33.3% 2nd half: 14-29 48.3% Game: 24-59 40.7% Deadball Rebounds 3
 3FG % 1st Half: 3-5 60.0% 2nd half: 1-3 33.3% Game: 4-8 50.0%
 FT % 1st Half: 0-0 0.0% 2nd half: 9-10 90.0% Game: 9-10 90.0%

#10/10 South Carolina 69 • 10-1

33	DOZIER, Asia	f	4-9	3-7	2-4	0	2	2	1	13	5	2	0	0	39
33	IBIAM, Elem	c	6-12	0-0	0-0	2	7	9	2	12	0	1	3	0	32
15	DAVIS, Tiffany	g	1-5	1-5	0-0	0	4	4	2	3	2	6	0	1	26
25	MITCHELL, Tiffany	g	7-9	4-5	2-5	0	1	1	3	20	7	6	0	1	34
02	GAINES, Olivia		0-1	0-0	2-2	0	1	1	3	2	1	0	0	0	13
12	MONTOUT, Wilka		1-2	0-1	0-0	2	1	3	0	2	0	0	0	0	6
23	ROY, Tina		0-1	0-0	0-0	0	0	0	0	0	0	0	0	0	8
41	COATES, Alaina		1-2	0-0	1-2	3	0	3	1	3	0	4	1	0	8
	Team		14-28	8-19	13-24	11	23	34	12	69	17	20	5	4	200
	Totals														
	FG % 1st Half: 14-28	50.0%	2nd half: 10-20	50.0%	Game: 24-38	50.0%									Deadball
3FG	% 1st Half: 5-11	45.5%	2nd half: 3-8	37.5%	Game: 8-14	42.1%									Rebound
FT	% 1st Half: 4-7	57.1%	2nd half: 9-17	52.9%	Game: 13-24	54.2%									4



Official Basketball Box Score -- Game Totals -- Final Statistics
Savannah State vs #13/12 South Carolina
12/28/13 12 p.m. at Columbia, S.C./Colonial Life Arena



Savannah State 40 • 5-7

#	Player		Total		3-Ptr	Rebounds			PF	TP	A	TO	Blk	Stl	Min
			FG-FGA	FG-FGA		FT-FTA	Off	Def							
44	DAVIS, Tiyonda	c	0-2	0-0	2-2	0	3	3	5	2	0	1	0	0	18
01	DORSEY, Bria	g	1-8	0-0	0-0	1	5	6	2	2	2	3	0	0	23
02	HENDRIX, Kenyata	g	1-2	1-2	0-0	1	0	1	3	3	1	1	0	0	26
15	WILLIAMS, Jerryshia	g	1-4	1-3	0-0	0	2	2	2	3	1	1	1	0	19
32	HANTON, Shawanda	g	0-1	0-0	0-0	0	0	0	0	0	0	1	0	0	6
04	NORMAN, Jasmine		3-11	0-0	0-0	2	2	4	6	0	0	1	0	2	21
10	POLLARD, Zados		0-1	0-1	0-0	0	1	1	0	0	0	0	0	0	4
11	WARREN, Rhianna		0-0	0-0	0-0	0	0	0	0	0	0	1	0	0	2
21	KIRKLAND, Jasmine		6-9	0-0	7-8	1	4	5	2	19	0	2	1	0	22
22	GRAHAM, Charmia		0-1	0-0	0-0	0	1	1	4	0	0	0	0	0	10
23	KALU, Ezinne		1-9	0-4	3-4	1	0	1	4	5	1	6	0	2	31
24	GREENE, Charmaine		0-1	0-0	0-0	0	2	2	5	0	1	2	1	0	18
Team						0	1	1							
Totals			13-49	2-10	12-14	6	21	27	31	40	6	19	3	4	200

FG % 1st Half: 9-25 36.0% 2nd half: 4-24 16.7% Game: 13-49 26.5% Deadball Rebounds 2,1
3FG % 1st Half: 2-7 28.6% 2nd half: 0-3 0.0% Game: 2-10 20.0%
FT % 1st Half: 5-6 83.3% 2nd half: 7-8 87.5% Game: 12-14 85.7%

#13/12 South Carolina 82 • 12-1

#	Player		Total		3-Ptr	Rebounds			PF	TP	A	TO	Blk	Stl	Min
			FG-FGA	FG-FGA		FT-FTA	Off	Def							
24	WELCH, Aleighsa	f	5-9	0-0	4-6	1	2	3	0	14	5	0	0	1	23
31	DOZIER, Asia	f	4-8	2-2	0-0	0	1	1	2	10	1	0	0	1	19
33	IBIAM, Elem	c	1-7	0-0	3-4	3	6	9	3	5	0	0	1	1	18
15	DAVIS, Tiffany	g	3-3	2-2	0-2	0	1	1	1	8	0	1	0	0	22
25	MITCHELL, Tiffany	g	3-5	0-1	12-16	0	7	7	0	18	4	3	0	5	27
00	FARMER, India		0-0	0-0	0-0	0	0	0	0	0	0	0	1	0	4
02	GAINES, Olivia		3-5	0-0	1-2	0	0	0	4	7	1	2	0	1	19
12	MONTOUT, Wilka		0-0	0-0	0-2	0	0	0	2	0	0	0	0	0	17
21	MORRISON, LeAnna		0-0	0-0	1-2	0	2	2	1	1	0	1	0	0	8
23	ROY, Tina		1-5	0-1	0-0	0	2	2	1	2	2	1	0	0	19
41	COATES, Alaina		4-5	0-0	9-14	5	7	12	2	17	0	2	3	0	24
Team						1	1	2							
Totals			24-47	4-6	30-48	10	29	39	17	82	13	10	5	10	200

FG % 1st Half: 11-23 47.8% 2nd half: 13-24 54.2% Game: 24-47 51.1% Deadball Rebounds 9,1
3FG % 1st Half: 1-2 50.0% 2nd half: 3-4 75.0% Game: 4-6 66.7%
FT % 1st Half: 20-27 74.1% 2nd half: 10-21 47.6% Game: 30-48 62.5%

Officials: Billy Smith, Joe Cunningham, Charles Carroll
Technical fouls: Savannah State-None. #13/12 South Carolina-None.
Attendance: 4824

Score by periods	1st	2nd	Total
Savannah State	25	15	40
#13/12 South Carolina	43	39	82

Last FG - SSU 2nd-00:53, SC 2nd-03:11.
Largest lead - SSU None, SC by 43 2nd-01:47.

Score tied - 0 times.
Lead changed - 0 times.



Official Basketball Box Score -- Game Totals -- Final Statistics
Vanderbilt vs #13/12 South Carolina
01/05/14 1 p.m. at Columbia, S.C./Colonial Life Arena



Vanderbilt 66 • 12-3 (1-1 SEC)

#	Player		Total		3-Ptr	Rebounds			PF	TP	A	TO	Blk	Stl	Min
			FG-FGA	FG-FGA		FT-FTA	Off	Def							
03	Heather Bowe	f	2-5	0-0	0-0	0	1	1	2	4	0	1	0	0	11
05	Kady Schrann	g	0-2	0-0	0-0	0	0	0	0	0	0	1	0	0	15
10	Christina Foggie	g	5-16	1-4	5-6	1	4	5	3	16	5	1	1	0	40
11	Jasmine Lister	g	3-12	2-4	5-5	1	4	5	1	13	3	1	1	3	40
25	Morgan Batey	g	2-3	0-0	0-0	3	0	3	2	4	1	2	1	0	16
15	Jasmine Jenkins		4-10	2-3	2-2	1	1	2	5	12	4	2	0	0	24
22	Marques Webb		1-3	0-0	2-2	1	2	3	5	4	1	0	0	0	10
23	Kylee Smith		5-6	1-1	0-0	1	2	3	2	11	0	4	0	1	29
44	Rayte'a Long		1-4	0-0	0-0	2	3	5	3	2	0	1	0	0	15
Team						2	0	2							
Totals			23-61	6-12	14-15	12	17	29	23	66	14	13	3	4	200

FG % 1st Half: 11-30 36.7% 2nd half: 12-31 38.7% Game: 23-61 37.7% Deadball Rebounds 2
3FG % 1st Half: 4-8 50.0% 2nd half: 2-4 50.0% Game: 6-12 50.0%
FT % 1st Half: 4-4 100.0 2nd half: 10-11 90.9% Game: 14-15 93.3%

#13/12 South Carolina 76 • 14-1 (2-0 SEC)

#	Player		Total		3-Ptr	Rebounds			PF	TP	A	TO	Blk	Stl	Min
			FG-FGA	FG-FGA		FT-FTA	Off	Def							
24	WELCH, Aleighsa	f	2-4	0-0	5-6	1	2	3	4	9	3	1	1	0	24
31	DOZIER, Asia	f	1-7	1-2	2-2	0	1	1	3	5	5	5	0	1	29
33	IBIAM, Elem	c	3-4	0-0	5-6	2	6	8	4	11	0	2	2	0	20
15	DAVIS, Tiffany	g	1-2	0-1	1-1	0	1	1	3	3	2	1	0	0	18
25	MITCHELL, Tiffany	g	6-9	2-2	5-6	0	4	4	4	19	4	1	1	3	36
02	GAINES, Olivia		0-0	0-0	2-2	0	1	1	1	2	2	1	0	1	14
23	ROY, Tina		1-4	1-2	0-0	0	3	3	0	3	3	0	1	0	31
41	COATES, Alaina		11-16	0-0	2-4	4	6	10	2	24	0	3	3	1	28
Team						0	1	1	1						
Totals			25-46	4-7	22-27	7	25	32	22	76	19	15	8	6	200

FG % 1st Half: 15-24 62.5% 2nd half: 10-22 45.5% Game: 25-46 54.3% Deadball Rebounds 2
3FG % 1st Half: 3-5 60.0% 2nd half: 1-2 50.0% Game: 4-7 57.1%
FT % 1st Half: 8-10 80.0% 2nd half: 14-17 82.4% Game: 22-27 81.5%

Officials: Mark Zentz, Brian Hall, Amy Bonner
Technical fouls: Vanderbilt-None. #13/12 South Carolina-MITCHELL, Tiffany;
TEAM.
Attendance: 4810

Score by periods	1st	2nd	Total
Vanderbilt	30	36	66
#13/12 South Carolina	41	35	76

Last FG - VANDY 2nd-00:43, SC 2nd-05:51.
Largest lead - VANDY by 3 1st-12:43, SC by 17 2nd-17:12.

Score tied - 3 times.
Lead changed - 5 times.



Official Basketball Box Score -- Game Totals -- Final Statistics
#13/12 South Carolina vs Arkansas
01/02/14 7 p.m. at Fayetteville, Ark. (Bud Walton Arena)



#13/12 South Carolina 55 • 13-1, 1-0 SEC

#	Player		Total		3-Ptr	Rebounds			PF	TP	A	TO	Blk	Stl	Min
			FG-FGA	FG-FGA		FT-FTA	Off	Def							
24	WELCH, Aleighsa	f	5-11	0-0	1-3	2	5	7	2	11	2	2	4	1	36
31	DOZIER, Asia	f	4-12	1-3	0-0	0	2	2	2	9	5	7	0	1	40-
33	IBIAM, Elem	c	1-4	0-0	2-2	1	3	4	4	4	0	1	1	0	15
15	DAVIS, Tiffany	g	1-4	0-1	1-2	0	6	6	3	3	1	6	0	0	30
25	MITCHELL, Tiffany	g	5-10	0-0	6-8	3	8	11	4	16	1	3	0	1	35
02	GAINES, Olivia		0-1	0-0	1-2	0	1	1	0	1	1	0	0	1	12
23	ROY, Tina		0-2	0-1	0-0	0	2	2	1	0	0	0	1	0	6
41	COATES, Alaina		5-8	0-0	1-2	2	10	12	3	11	0	2	5	0	26
Team						2	1	3							
Totals			21-52	1-5	12-19	10	38	48	19	55	10	21	11	4	200

FG % 1st Half: 13-30 43.3% 2nd half: 8-22 36.4% Game: 21-52 40.4% Deadball Rebounds 6
3FG % 1st Half: 0-3 0.0% 2nd half: 1-2 50.0% Game: 1-5 20.0%
FT % 1st Half: 2-2 100.0 2nd half: 10-17 58.8% Game: 12-19 63.2%

Arkansas 51 • 13-1, 0-1 SEC

#	Player		Total		3-Ptr	Rebounds			PF	TP	A	TO	Blk	Stl	Min
			FG-FGA	FG-FGA		FT-FTA	Off	Def							
00	JACKSON, Jessica	f	4-18	3-9	3-4	0	5	5	3	14	1	2	4	1	34
01	PEAK, Keira	f	7-14	0-1	0-1	1	2	3	4	14	0	1	0	3	28
42	BOWEN, Jhasmin	f	2-9	0-0	3-4	5	7	12	4	7	1	2	0	1	31
03	ADAMS, McKenzie	g	2-10	1-3	0-0	0	2	2	1	5	0	1	1	0	27
11	BERNA, Calli	g	1-7	0-4	0-1	0	1	1	2	2	6	1	0	3	40
15	BROOKS, Kelsey		2-9	1-2	4-4	3	3	6	3	9	0	0	0	3	26
25	BAILEY, Joey		0-0	0-0	0-0	0	0	0	1	0	0	1	0	0	5
33	WOLFF, Melissa		0-2	0-0	0-0	2	2	4	2	0	0	1	1	0	9
Team						5	0	5							
Totals			18-69	5-19	10-14	16	22	38	20	51	8	10	6	11	200

</



Official Basketball Box Score -- Game Totals -- Final Statistics
#10/11 South Carolina vs Auburn
01/12/14 1:30 p.m. CT at Auburn, Ala. -- Auburn Arena



#10/11 South Carolina 72 • 16-1, 3-0 SEC

#	Player	Total		3-Ptr		Rebounds			PF	TP	A TO Blk Stl				Min
		FG-FGA	FG-FGA	FT-FTA	Off Def Tot	PF	TP	A TO Blk Stl							
24	WELCH, Aleighsa	f	3-7	0-0	4-8	3	2	5	3	10	3	2	1	2	31
31	DOZIER, Asia	f	3-4	2-3	1-3	0	5	5	2	9	3	5	0	0	31
33	IBIAM, Elem	c	2-3	0-0	0-0	1	2	3	2	4	0	1	1	0	24
15	DAVIS, Tiffany	g	0-1	0-1	0-0	0	1	1	1	0	0	2	0	0	3
25	MITCHELL, Tiffany	g	6-13	1-2	5-5	0	2	2	3	18	1	7	0	6	35
02	GAINES, Olivia	g	0-0	0-0	1-2	0	0	0	2	1	0	0	0	0	5
05	SESSIONS, Khadijah	g	2-4	1-3	4-4	1	0	1	4	9	3	1	0	0	28
12	MONTOUT, Wilka	g	0-0	0-0	0-0	0	1	1	1	0	1	0	0	0	4
23	ROY, Tina	g	2-4	1-3	2-2	0	1	1	0	7	1	1	0	1	14
41	COATES, Alaina	g	4-5	0-0	6-10	2	4	6	1	14	0	1	1	1	25
Team					1	1	2								
Totals			22-41	5-12	23-34	8	19	27	19	72	12	20	3	10	200

FG % 1st Half: 11-25 44.0% 2nd half: 11-16 68.8% Game: 22-41 53.7% Deadball Rebounds 6,1
3FG % 1st Half: 2-7 28.6% 2nd half: 3-5 60.0% Game: 5-12 41.7%
FT % 1st Half: 15-17 88.2% 2nd half: 8-17 47.1% Game: 23-34 67.6%

Auburn 66 • 10-6, 1-2 SEC

#	Player	Total		3-Ptr		Rebounds			PF	TP	A TO Blk Stl				Min
		FG-FGA	FG-FGA	FT-FTA	Off Def Tot	PF	TP	A TO Blk Stl							
32	Tanner, Tyrese	f	6-14	1-2	3-4	0	2	2	5	16	0	1	2	1	23
44	Tanner, Tra'Cee	f	2-6	0-0	4-4	5	1	6	4	8	1	5	1	0	29
00	Muhammad, Hasina	g	1-7	0-0	3-5	2	2	4	3	5	4	1	2	4	34
10	Montgomery, Brandy	g	5-10	2-4	1-2	0	3	3	4	13	1	1	0	0	25
22	Parker, Kiani	g	4-5	0-0	0-0	1	3	4	4	8	7	3	0	2	24
01	Tucker, Meagan	g	1-2	0-1	2-2	0	0	0	0	4	0	1	0	0	6
03	Starr, Allina	g	0-0	0-0	1-3	1	0	1	1	1	2	2	0	0	10
13	Frerking, Katie	g	2-10	1-6	0-0	1	3	4	2	5	0	0	0	1	22
21	Brimfield, Melinda	g	0-0	0-0	0-0	0	0	0	1	0	0	0	0	0	0+
34	Davis, Peyton	g	2-3	0-0	0-0	0	1	1	3	4	0	4	1	0	18
35	Capers, Cabriana	g	0-1	0-0	2-2	1	0	1	0	2	0	0	0	0	9
40	Dieng, Khady	g	0-0	0-0	0-0	0	0	0	0	0	0	0	0	0	0+
Team					5	1	6								
Totals			23-58	4-13	16-22	16	16	32	27	66	15	18	6	8	200

FG % 1st Half: 12-27 44.4% 2nd half: 11-31 35.5% Game: 23-58 39.7% Deadball Rebounds 5
3FG % 1st Half: 2-3 66.7% 2nd half: 2-10 20.0% Game: 4-13 30.8%
FT % 1st Half: 13-17 76.5% 2nd half: 3-5 60.0% Game: 16-22 72.7%

Officials: Eric Brewton (R), Laura Morris (U1), Mary Day (U2)
Technical fouls: #10/11 South Carolina-None. Auburn-None.
Attendance: 2453

Score by periods	1st	2nd	Total
#10/11 South Carolina	39	33	72
Auburn	39	27	66

Last FG - SC 2nd-02:17, AU 2nd-00:23.
Largest lead - SC by 11 2nd-02:17, AU by 12 1st-08:31.

Score tied - 4 times.
Lead changed - 1 time.



Official Basketball Box Score -- Game Totals -- Final Statistics
#8/8 South Carolina vs #25/21 Texas A&M
01/16/14 7 p.m. at College Station, Texas (Reed Arena)



#8/8 South Carolina 65 • 16-2, 4-1 SEC

#	Player	Total		3-Ptr		Rebounds			PF	TP	A TO Blk Stl				Min
		FG-FGA	FG-FGA	FT-FTA	Off Def Tot	PF	TP	A TO Blk Stl							
24	WELCH, Aleighsa	f	8-19	1-1	3-7	8	8	16	1	20	2	2	2	1	43
31	DOZIER, Asia	f	2-9	1-5	0-0	0	3	3	4	5	0	4	1	0	33
33	IBIAM, Elem	c	2-6	0-0	0-2	2	10	12	2	4	2	3	4	0	34
05	SESSIONS, Khadijah	g	0-4	0-0	2-2	0	0	0	2	2	3	2	0	1	21
25	MITCHELL, Tiffany	g	8-11	2-2	1-2	1	7	8	4	19	1	4	0	0	38
02	GAINES, Olivia	g	2-2	1-1	0-0	0	2	2	1	5	0	0	0	1	9
12	MONTOUT, Wilka	g	0-0	0-0	1-2	1	0	1	2	1	0	1	0	0	4
15	DAVIS, Tiffany	g	0-0	0-0	0-0	0	1	1	2	0	0	1	0	0	11
23	ROY, Tina	g	0-4	0-2	1-2	0	1	1	0	1	0	0	0	0	10
41	COATES, Alaina	g	3-6	0-0	2-4	2	3	5	3	8	0	3	0	1	22
Team					2	2	4								
Totals			25-61	5-11	10-21	16	37	53	21	65	8	20	7	4	225

FG % 1st Half: 7-29 24.1% 2nd half: 15-27 55.6% OT: 3-5 60.0% Game: 25-61 41.0% Deadball Rebounds 3
3FG % 1st Half: 0-5 0.0% 2nd half: 3-4 75.0% OT: 2-2 100.0% Game: 5-11 45.5%
FT % 1st Half: 3-7 42.9% 2nd half: 6-10 60.0% OT: 1-4 25.0% Game: 10-21 47.6%

#25/21 Texas A&M 67 • 14-4, 4-0 SEC

#	Player	Total		3-Ptr		Rebounds			PF	TP	A TO Blk Stl				Min
		FG-FGA	FG-FGA	FT-FTA	Off Def Tot	PF	TP	A TO Blk Stl							
01	Courtney Williams	*	6-20	1-2	4-5	2	7	9	4	17	3	1	1	0	39
24	Jordan Jones	*	6-16	1-2	3-4	1	4	5	1	16	7	3	0	4	45
33	Courtney Walker	*	8-18	0-0	2-3	2	2	4	1	18	3	1	0	2	42
34	Karla Gilbert	*	4-8	0-0	3-5	2	5	7	5	11	0	0	1	1	40-
35	Achiri Ade	*	1-6	0-0	3-3	2	4	6	5	5	0	0	0	0	28
12	Jada Terry	g	0-0	0-0	0-0	0	0	0	0	0	0	0	1	0	2
13	Chelsea Jennings	g	0-1	0-0	0-0	0	0	0	0	0	0	0	0	0	4
15	Tori Scott	g	0-1	0-0	0-0	0	1	1	1	0	0	1	0	0	9
23	Rachel Mitchell	g	0-0	0-0	0-0	0	2	2	2	0	0	1	0	1	6
32	T. Scott-Williams	g	0-2	0-0	0-0	1	1	2	0	0	0	1	0	1	10
Team					3	2	5								
Totals			25-72	2-4	15-20	13	28	41	19	67	13	8	3	9	225

FG % 1st Half: 14-39 35.9% 2nd half: 7-25 28.0% OT: 4-8 50.0% Game: 25-72 34.7% Deadball Rebounds 2
3FG % 1st Half: 2-2 100.0% 2nd half: 0-2 0.0% OT: 0-0 0.0% Game: 2-4 50.0%
FT % 1st Half: 4-5 80.0% 2nd half: 8-11 72.7% OT: 3-4 75.0% Game: 15-20 75.0%

Officials: Beverly Roberts, Felicia Grinter, Greg Small
Technical fouls: #8/8 South Carolina-None. #25/21 Texas A&M-None.
Attendance: 5778

Score by periods	1st	2nd	OT	Total
#8/8 South Carolina	17	39	9	65
#25/21 Texas A&M	34	22	11	67

Last FG - SC OT-00:01, TAMU OT-00:58.
Largest lead - SC by 5 1st-13:23, TAMU by 19 1st-00:29.

Points In Off 2nd Fast Bench
SC Paint T/O Chance Break 15
TAMU 24 10 12 7 0
38 23 11 12 0
Score tied - 4 times.
Lead changed - 2 times.



Official Basketball Box Score -- Game Totals -- Final Statistics
Alabama vs #8/8 South Carolina
01/19/14 3 p.m. at Columbia, S.C./Colonial Life Arena



Alabama 51 • 8-10, 1-4 SEC

#	Player	Total		3-Ptr		Rebounds			PF	TP	A TO Blk Stl				Min
		FG-FGA	FG-FGA	FT-FTA	Off Def Tot	PF	TP	A TO Blk Stl							
03	Carter, Khadijah	f	2-6	0-2	4-4	1	3	4	1	8	1	1	0	2	28
31	Hegstetter, Nikki	f	1-5	0-1	0-0	0	3	2	0	2	2	2	0	0	25
20	Williams, Ashley	f	7-9	0-0	2-5	4	0	4	3	16	0	1	0	0	26
00	Simmons, Daisha	g	3-8	1-4	0-0	0	3	3	3	7	3	3	1	0	34
12	Myers, Shafontaye	g	2-14	1-3	0-0	0	3	3	3	5	0	1	0	2	27
25	Hutchen, Briana	g	2-3	0-0	3-4	0	2	2	2	7	0	2	1	1	14
32	Jack, Brittany	g	1-3	1-2	0-0	0	0	0	1	3	0	0	0	0	9
33	Rivers, Sharin	g	1-6	0-2	0-0	0	1	1	0	2	4	0	0	2	22
34	Hamilton, Oceana	g	0-4	0-0	1-2	0	0	0	1	1	0	0	1	1	15
Team					5	0	5								
Totals			19-58	3-14	10-15	10	14	24	14	51	10	10	3	9	200

FG % 1st Half: 10-25 40.0% 2nd half: 9-33 27.3% Game: 19-58 32.8% Deadball Rebounds 1,3
3FG % 1st Half: 2-5 40.0% 2nd half: 1-9 11.1% Game: 3-14 21.4%
FT % 1st Half: 4-6 66.7% 2nd half: 6-9 66.7% Game: 10-15 66.7%

#8/8 South Carolina 77 • 17-2, 5-1 SEC

#		Player	Total			3-Ptr		Rebounds			PF	TP	A				Min
			FG-FGA	FG-FGA	FT-FTA	Off	Def	Total	To	Bk			Stl				
24		WELCH, Aleighsa	f	5-7	0-0	2-3	3	7	10	1	12	1	5	0	0	29	
31		DOZIER, Asia	f	3-4	2-3	0-0	0	3	3	1	8	5	1	0	0	26	
33		IBIAM, Elem	c	7-11	0-0	4-4	2	5	7	3	18	1	0	2	0	21	
02		GAINES, Olivia	g	2-5	0-0	0-0	1	2	3	1	4	3	3	0	1	23	
25		MITCHELL, Tiffany	g	2-8	1-2	2-2	0	6	6	0	7	8	1	2	1	30	
00		FARMER, India		1-1	1-1	0-0	0	0	0	1	3	0	0	0	0	1	
05		SESSIONS, Khadijah		1-1	1-1	0-0	0	0	0	1	3	3	2	0	0	17	
12		MONTOUT, Wilka		2-2	2-2	0-0	0	1	1	3	6	0	1	0	0	9	
15		DAVIS, Tiffany		0-1	0-0	0-0	0	0	0	0	0	0	1	0	0	1	
20		MORRISON, LeAnna		0-0	0-0	0-0	0	0	0	0	0	0	0	0	0	2	
23		ROY, Tina		3-9	0-3	0-0	0	2	2	0	6	3	0	1	0	20	
41		COATES, Alaina		4-9	0-0	2-2	5	4	9	4	10	1	1	2	0	21	
		Team					1	1	2								
Totals				30-58	7-12	10-11	12	31	43	15	77	25	15	7	2	200	



2013-14 South Carolina Basketball
South Carolina Game-by-Game Highs (as of Jan 29, 2014)
All games



Opponent	Date	Score	Points	Rebounds	Assists	Steals	Blocked shots
CHARLESTON SOUTHERN	11/08/13	99-29	20-COATES, Alaina	8-WELCH, Aleighsa	7-ROY, Tina	5-MITCHELL, Tiffany	5-IBIAM, Elem
LOUISIANA TECH	11/10/13	68-45	14-WELCH, Aleighsa	10-WELCH, Aleighsa COATES, Alaina	5-SESSIONS, Khadij	2-SESSIONS, Khadij	3-IBIAM, Elem
COLL. OF CHARLESTON	11/14/13	81-54	16-DOZIER, Asia	17-WELCH, Aleighsa	4-SESSIONS, Khadij	2-WELCH, Aleighsa	3-IBIAM, Elem COATES, Alaina
SETON HALL	11/17/13	88-67	18-IBIAM, Elem	8-IBIAM, Elem WELCH, Aleighsa COATES, Alaina	5-SESSIONS, Khadij	2-DOZIER, Asia	4-COATES, Alaina
at Clemson	11/20/13	68-43	17-WELCH, Aleighsa	10-WELCH, Aleighsa	5-MITCHELL, Tiffany	2-COATES, Alaina MITCHELL, Tiffany	3-WELCH, Aleighsa
at San Diego State	11/23/13	88-54	21-COATES, Alaina	8-COATES, Alaina	9-MITCHELL, Tiffany	4-SESSIONS, Khadij	1-COATES, Alaina ROY, Tina WELCH, Aleighsa IBIAM, Elem
at USC	11/25/13	70-50	22-MITCHELL, Tiffany	9-COATES, Alaina	4-MITCHELL, Tiffany	5-MITCHELL, Tiffany	2-IBIAM, Elem
NC CENTRAL	12/02/13	79-27	19-MITCHELL, Tiffany	7-COATES, Alaina	6-SESSIONS, Khadij	3-MITCHELL, Tiffany	2-COATES, Alaina
at Charlotte	12/08/13	76-61	19-IBIAM, Elem	9-IBIAM, Elem	4-MITCHELL, Tiffany DOZIER, Asia	3-WELCH, Aleighsa MITCHELL, Tiffany	3-IBIAM, Elem
vs #14/13 North Carolina	12/18/13	66-74	23-WELCH, Aleighsa	6-WELCH, Aleighsa	2-GAINES, Olivia	2-MITCHELL, Tiffany SESSIONS, Khadija IBIAM, Elem	4-IBIAM, Elem
WINTHROP	12/20/13	69-61	20-MITCHELL, Tiffany	9-IBIAM, Elem	7-MITCHELL, Tiffany	2-WELCH, Aleighsa	3-IBIAM, Elem
SC STATE	12/22/13	70-26	23-COATES, Alaina	9-MITCHELL, Tiffany IBIAM, Elem	4-MITCHELL, Tiffany	1-DOZIER, Asia GAINES, Olivia ROY, Tina IBIAM, Elem DAVIS, Tiffany WELCH, Aleighsa MITCHELL, Tiffany	3-COATES, Alaina
SAVANNAH STATE	12/28/13	82-40	18-MITCHELL, Tiffany	12-COATES, Alaina	5-WELCH, Aleighsa	5-MITCHELL, Tiffany	3-COATES, Alaina
at Arkansas	01/02/14	55-51	16-MITCHELL, Tiffany	12-COATES, Alaina	5-DOZIER, Asia	1-GAINES, Olivia DOZIER, Asia WELCH, Aleighsa MITCHELL, Tiffany	5-COATES, Alaina
VANDERBILT	01/05/14	76-66	24-COATES, Alaina	10-COATES, Alaina	5-DOZIER, Asia	3-MITCHELL, Tiffany	3-COATES, Alaina
#9/10 KENTUCKY	01/09/14	68-59	17-MITCHELL, Tiffany	17-COATES, Alaina	4-DOZIER, Asia	2-MITCHELL, Tiffany	6-IBIAM, Elem
at Auburn	01/12/14	72-66	18-MITCHELL, Tiffany	6-COATES, Alaina	3-SESSIONS, Khadij DOZIER, Asia WELCH, Aleighsa	6-MITCHELL, Tiffany	1-COATES, Alaina WELCH, Aleighsa IBIAM, Elem
at #25/21 Texas A&M	01/16/14	65-67	20-WELCH, Aleighsa	16-WELCH, Aleighsa	3-SESSIONS, Khadij	1-GAINES, Olivia WELCH, Aleighsa COATES, Alaina SESSIONS, Khadija	4-IBIAM, Elem
ALABAMA	01/19/14	77-51	18-IBIAM, Elem	10-WELCH, Aleighsa	8-MITCHELL, Tiffany	1-GAINES, Olivia MITCHELL, Tiffany	2-MITCHELL, Tiffany IBIAM, Elem COATES, Alaina
at #16/19 Vanderbilt	01/26/14	61-57	14-MITCHELL, Tiffany	9-IBIAM, Elem	3-MITCHELL, Tiffany WELCH, Aleighsa	4-MITCHELL, Tiffany	4-COATES, Alaina



2013-14 South Carolina Basketball **South Carolina Points-Rebounds-Assists (as of Jan 26, 2014)** **All games**



Opponent	Date	Score	00	02	05	12	15	21	23	24	25	31	33	41
			FARMER,JND	GAINES,OLI	SESSIONS,K	MONTOUT,W	DAVIS,TJFF	MORRISON,L	ROY,TJNA	WELCH,ALEI	MITCHELL,T	DOZIER,ASI	IBIAM,ELEM	COATES,ALA
CSU	11/08/13	99-29	w	0-0-0	4-4-5	10-2-3	7-4-1	5-2-1	0-1-1	5-3-7	15-8-0	12-1-1	4-3-5	17-6-0
LATECH	11/10/13	68-45	w	0-0-0	2-4-3	7-1-5	0-3-0	3-2-1	0-0-0	2-1-2	14-10-3	10-4-3	7-1-0	11-8-1
COFC	11/14/13	81-54	w	0-0-0	2-1-0	2-1-4	2-8-0	7-1-3	0-1-1	6-0-2	12-17-2	11-8-1	16-2-3	12-6-0
SHU	11/17/13	88-67	w	DNP	0-1-1	17-3-5	0-0-1	0-1-0	2-0-0	5-2-1	15-8-4	15-3-4	6-4-2	18-8-0
at CU	11/20/13	68-43	w	0-0-0	DNP	10-3-3	1-4-0	0-0-1	0-0-0	3-3-0	17-10-4	14-6-5	4-9-0	10-6-1
at SDSU	11/23/13	88-54	w	DNP	1-1-1	12-0-5	2-2-0	0-0-3	0-1-1	6-1-2	8-4-2	17-3-9	16-3-0	5-4-1
at USC	11/25/13	70-50	w	DNP	DNP	7-1-3	0-2-1	DNP	0-0-0	11-3-0	14-6-1	22-6-4	4-2-2	4-5-1
NCCU	12/02/13	79-27	w	3-3-0	4-5-4	7-0-6	5-1-1	DNP	3-2-0	2-6-5	13-4-1	19-3-1	6-2-1	2-3-0
at CHA	12/08/13	76-61	w	DNP	0-1-0	6-2-3	3-2-0	0-0-0	2-0-0	1-2-1	18-6-0	15-3-4	10-5-4	19-9-0
vs NC	12/18/13	66-74	L	DNP	2-1-2	4-2-1	0-1-0	0-0-0	DNP	2-4-0	23-6-0	18-5-1	3-3-1	14-5-1
WU	12/20/13	69-61	w	DNP	2-1-1	DNP	2-3-0	3-4-2	DNP	0-0-0	14-8-2	20-1-7	13-2-5	12-9-0
SCSUW	12/22/13	70-26	w	0-1-0	6-4-2	DNP	2-5-0	6-1-3	0-1-0	7-1-2	8-5-3	5-9-4	4-4-3	9-9-1
SSU	12/28/13	82-40	w	0-0-0	7-0-1	DNP	0-0-0	8-1-0	1-2-0	2-2-2	14-3-5	18-7-4	10-1-1	5-9-0
at AR	01/02/14	55-51	w	DNP	1-1-1	DNP	DNP	3-6-1	DNP	0-2-0	11-7-2	16-11-1	9-2-5	4-4-0
VANDY	01/05/14	76-66	w	DNP	2-1-2	DNP	DNP	3-1-2	DNP	3-3-3	9-3-3	19-4-4	5-1-5	11-8-0
UK	01/09/14	68-59	w	DNP	2-0-0	3-1-0	DNP	0-0-1	DNP	11-2-3	16-14-3	17-7-3	0-1-4	9-4-0
at AU	01/12/14	72-66	w	DNP	1-0-0	9-1-3	0-1-1	0-1-0	DNP	7-1-1	10-5-3	18-2-1	9-5-3	4-3-0
at TAMU	01/16/14	65-67	L	DNP	5-2-0	2-0-3	1-1-0	0-1-0	DNP	1-1-0	20-16-2	19-8-1	5-3-0	4-12-2
UA	01/19/14	77-51	w	3-0-0	4-3-3	3-0-3	6-1-0	0-0-0	0-0-0	6-2-3	12-10-1	7-6-8	8-3-5	18-7-1
at VU	01/26/14	61-57	w	DNP	2-1-0	6-3-0	4-1-0	0-1-1	DNP	0-1-1	10-6-3	14-7-3	9-3-2	10-9-0



2013-14 South Carolina Basketball **South Carolina Team Game-by-Game Comparison (as of Jan 29, 2014)** **All games**



Opponent	1st	2nd	Score	Mar	Total FG	FG Pct	3-Pointers	3FG Pct	Free Throws	FT Pct	Rebounds	Assist	T/Over	Block	Steal	Fouls	
CHARLESTON SOUTHERN	52/13	47/16	99-29	+70	39-64/10-54	.609/.185	3-6/4-23	.500/.174	18-28/5-6	.643/.833	46/25	+21	25/6	10/25	12/5	17/5	9/19
LOUISIANA TECH	31/17	37/28	68-45	+23	28-62/18-50	.452/.360	4-18/4-7	.222/.571	8-22/5-14	.364/.357	47/29	+18	18/10	13/17	4/2	6/7	15/22
COLL. OF CHARLESTON	46/34	35/20	81-54	+27	25-66/21-68	.379/.309	9-28/3-13	.321/.231	22-42/9-18	.524/.500	62/38	+24	16/12	12/10	8/2	5/5	15/27
SETON HALL	41/39	47/28	88-67	+21	26-45/26-67	.578/.388	6-12/6-11	.500/.545	30-44/9-18	.682/.500	38/30	+8	19/4	11/8	9/2	6/5	16/28
Clemson	27/15	41/28	68-43	+25	26-57/14-48	.456/.292	4-16/3-7	.250/.429	12-18/12-19	.667/.632	49/27	+22	14/7	12/11	5/2	6/5	13/17
San Diego State	43/32	45/22	88-54	+34	29-55/21-48	.527/.438	9-23/1-8	.391/.125	21-31/8-15	.677/.533	30/31	(1)	24/10	8/25	4/1	12/5	18/25
USC	30/24	40/26	70-50	+20	24-48/20-52	.500/.385	2-6/1-11	.333/.091	20-26/9-18	.769/.500	35/30	+5	12/12	19/22	3/4	8/10	18/21
NC CENTRAL	46/15	33/12	79-27	+52	31-53/8-50	.585/.160	6-18/1-14	.333/.071	11-16/10-12	.688/.833	38/28	+10	20/6	7/16	4/1	7/3	11/13
Charlotte	33/32	43/29	76-61	+15	25-53/24-53	.472/.453	1-6/3-13	.167/.231	25-33/10-12	.758/.833	36/29	+7	12/10	15/18	7/0	10/6	13/24
#14/13 North Carolina	27/39	39/35	66-74	(8)	23-56/28-61	.411/.459	1-11/4-16	.091/.250	19-29/14-17	.655/.824	33/43	(10)	6/12	14/17	6/3	7/5	18/23
WINTHROP	37/23	32/38	69-61	+8	24-48/24-59	.500/.407	8-19/4-8	.421/.500	13-24/9-10	.542/.900	34/30	+4	17/13	20/13	5/2	4/8	12/21
SC STATE	37/12	33/14	70-26	+44	26-57/12-49	.456/.245	5-12/2-19	.417/.105	13-18/0-2	.722/.000	47/21	+26	19/7	14/16	5/1	7/8	11/14
SAVANNAH STATE	43/25	39/15	82-40	+42	24-47/13-49	.511/.265	4-6/2-10	.667/.200	30-48/12-14	.625/.857	39/27	+12	13/6	10/19	5/3	10/4	17/31
Arkansas	28/16	27/35	55-51	+4	21-52/18-69	.404/.261	1-5/5-19	.200/.263	12-19/10-14	.632/.714	48/38	+10	10/8	21/10	11/6	4/11	19/20
VANDERBILT	41/30	35/36	76-66	+10	25-46/23-61	.543/.377	4-7/6-12	.571/.500	22-27/14-15	.815/.933	32/29	+3	19/14	15/13	8/3	6/4	22/23
#9/10 KENTUCKY	34/24	34/35	68-59	+9	24-60/23-73	.400/.315	2-7/1-8	.286/.125	18-30/12-22	.600/.545	53/43	+10	14/10	16/10	14/5	3/5	17/26
Auburn	39/39	33/27	72-66	+6	22-41/23-58	.537/.397	5-12/4-13	.417/.308	23-34/16-22	.676/.727	27/32	(5)	12/15	20/18	3/6	10/8	19/27
#25/21 Texas A&M	17/34	39/22	65-67	(2)	25-61/25-72	.410/.347	5-11/2-4	.455/.500	10-21/15-20	.476/.750	53/41	+12	8/13	20/8	7/3	4/9	21/19
ALABAMA	43/26	34/25	77-51	+26	30-58/19-58	.517/.328	7-12/3-14	.583/.214	10-11/10-15	.909/.667	43/24	+19	25/10	15/10	7/3	2/9	15/14
#16/19 Vanderbilt	31/27	30/30	61-57	+4	27-50/22-59	.540/.373	0-2/1-5	.000/.200	7-9/12-19	.778/.632	38/28	+10	10/11	24/10	8/0	4/7	24/18

Note: Game totals are displayed in the format TEAM/OPPONENT for each category



2013-14 South Carolina Basketball
South Carolina Combined Team Statistics (as of Jan 29, 2014)
Conference games



RECORD:	OVERALL	HOME	AWAY	NEUTRAL
ALL GAMES	6-1	3-0	3-1	0-0
CONFERENCE	6-1	3-0	3-1	0-0
NON-CONFERENCE	0-0	0-0	0-0	0-0

##	Player	gp-gs	min	avg	Total		3-Point		F-Throw		Rebounds				pf	dq	a	to	blk	stl	pts	avg
					fg-fga	fg%	3fg-fga	3fg%	ft-fa	ft%	off	def	tot	avg								
25	MITCHELL, Tiffany	7-7	249	35.6	39-74	.527	6-9	.667	26-31	.839	5	40	45	6.4	21	0	21	21	6	17	110	15.7
24	WELCH, Aleighsa	7-7	230	32.9	33-67	.493	1-1	1.000	21-36	.583	26	35	61	8.7	15	0	17	25	11	4	88	12.6
41	COATES, Alaina	7-0	161	23.0	33-57	.579	0-0	.000	17-30	.567	22	42	64	9.1	20	1	1	16	19	4	83	11.9
33	IBIAM, Elem	7-7	162	23.1	23-44	.523	0-0	.000	14-17	.824	9	38	47	6.7	23	0	3	11	17	0	60	8.6
31	DOZIER, Asia	7-7	212	30.3	17-51	.333	7-18	.389	4-7	.571	0	18	18	2.6	18	0	24	24	2	2	45	6.4
05	SESSIONS, Khadijah	5-2	107	21.4	6-15	.400	3-6	.500	8-10	.800	2	3	5	1.0	12	0	9	9	0	1	23	4.6
23	ROY, Tina	7-0	115	16.4	11-34	.324	3-15	.200	3-7	.429	0	12	12	1.7	2	0	11	4	3	1	28	4.0
00	FARMER, India	1-0	1	1.0	1-1	1.000	1-1	1.000	0-0	.000	0	0	0	0.0	1	0	0	0	0	0	3	3.0
12	MONTOUT, Wilka	4-0	21	5.3	3-3	1.000	2-2	1.000	3-4	.750	2	2	4	1.0	6	0	1	2	0	0	11	2.8
02	GAINES, Olivia	7-1	80	11.4	6-12	.500	1-1	1.000	4-6	.667	2	6	8	1.1	6	0	6	4	0	4	17	2.4
15	DAVIS, Tiffany	7-4	85	12.1	2-10	.200	0-3	.000	2-3	.667	0	10	10	1.4	12	0	5	12	0	0	6	0.9
21	MORRISON, LeAnna	1-0	2	2.0	0-0	.000	0-0	.000	0-0	.000	0	0	0	0.0	0	0	0	0	0	0	0	0.0
Team											11	9	20		1		3					
Total.....		7	1425		174-368	.473	24-56	.429	102-151	.675	79	215	294	42.0	137	1	98	131	58	33	474	67.7
Opponents.....		7	1425		153-450	.340	22-75	.293	89-127	.701	101	134	235	33.6	147	7	81	79	26	53	417	59.6

TEAM STATISTICS	SC	OPP
SCORING	474	417
Points per game	67.7	59.6
Scoring margin	+8.1	-
FIELD GOALS-ATT	174-368	153-450
Field goal pct	.473	.340
3 POINT FG-ATT	24-56	22-75
3-point FG pct	.429	.293
3-pt FG made per game	3.4	3.1
FREE THROWS-ATT	102-151	89-127
Free throw pct	.675	.701
F-Throws made per game	14.6	12.7
REBOUNDS	294	235
Rebounds per game	42.0	33.6
Rebounding margin	+8.4	-
ASSISTS	98	81
Assists per game	14.0	11.6
TURNOVERS	131	79
Turnovers per game	18.7	11.3
Turnover margin	-7.4	-
Assist/turnover ratio	0.7	1.0
STEALS	33	53
Steals per game	4.7	7.6
BLOCKS	58	26
Blocks per game	8.3	3.7
ATTENDANCE	18239	14000
Home games-Avg/Game	3-6080	4-3500
Neutral site-Avg/Game	-	0-0

Date	Opponent		Score	Att.
* 01/02/14	at Arkansas	W	55-51	2215
* 01/05/14	VANDERBILT	W	76-66	4810
* 01/09/14	#9/10 KENTUCKY	W	68-59	5689
* 01/12/14	at Auburn	W	72-66	2453
* 01/16/14	at #25/21 Texas A&M	Lot	65-67	5778
* 01/19/14	ALABAMA	W	77-51	7740
* 01/26/14	at #16/19 Vanderbilt	W	61-57	3554

* = Conference game

Score by Periods	1st	2nd	OT	Totals
South Carolina	233	232	9	474
Opponents	196	210	11	417



2013-14 South Carolina Basketball
South Carolina Combined Team Statistics (as of Jan 29, 2014)
All games



RECORD:	OVERALL	HOME	AWAY	NEUTRAL
ALL GAMES	18-2	11-0	7-1	0-1
CONFERENCE	6-1	3-0	3-1	0-0
NON-CONFERENCE	12-1	8-0	4-0	0-1

##	Player	gp-gs	min	avg	Total		3-Point		F-Throw		Rebounds				pf	dq	a	to	blk	stl	pts	avg
					fg-fga	fg%	3fg-fga	3fg%	ft-fa	ft%	off	def	tot	avg								
25	MITCHELL, Tiffany	20-20	623	31.2	102-192	.531	22-42	.524	80-107	.748	24	80	104	5.2	37	0	69	54	6	49	306	15.3
24	WELCH, Aleighsa	20-19	579	29.0	101-166	.608	1-1	1.000	70-116	.603	67	89	156	7.8	34	0	44	42	21	18	273	13.7
41	COATES, Alaina	20-1	375	18.8	85-136	.625	0-0	.000	64-103	.621	54	104	158	7.9	49	1	5	32	42	10	234	11.7
33	IBIAM, Elem	20-20	481	24.1	77-143	.538	0-0	.000	44-63	.698	36	98	134	6.7	56	2	9	26	48	11	198	9.9
31	DOZIER, Asia	20-19	534	26.7	53-138	.384	25-65	.385	17-27	.630	11	48	59	3.0	37	0	51	49	4	12	148	7.4
05	SESSIONS, Khadijah	15-12	373	24.9	32-85	.376	11-34	.324	30-43	.698	6	14	20	1.3	26	0	47	23	0	15	105	7.0
23	ROY, Tina	20-1	349	17.5	29-99	.293	11-53	.208	11-17	.647	6	34	40	2.0	9	0	35	11	6	5	80	4.0
02	GAINES, Olivia	18-1	210	11.7	17-31	.548	1-2	.500	12-17	.706	10	21	31	1.7	20	0	26	12	2	12	47	2.6
15	DAVIS, Tiffany	18-7	226	12.6	13-37	.351	7-18	.389	5-10	.500	2	20	22	1.2	17	0	19	30	1	4	38	2.1
12	MONTOUT, Wilka	17-0	190	11.2	12-37	.324	5-12	.417	6-19	.316	21	18	39	2.3	20	0	5	10	4	1	35	2.1
00	FARMER, India	8-0	34	4.3	2-6	.333	2-3	.667	0-0	.000	2	2	4	0.5	3	0	0	0	1	0	6	0.8
21	MORRISON, LeAnna	12-0	51	4.3	1-9	.111	1-7	.143	5-8	.625	4	4	8	0.7	4	0	3	2	0	1	8	0.7
Team											19	34	53		1		5					
Total.....		20	4025		524-1079	.486	86-237	.363	344-530	.649	262	566	828	41.4	313	3	313	296	135	138	1478	73.9
Opponents.....		20	4025		392-1158	.339	60-235	.255	201-302	.666	234	389	623	31.2	432	16	196	296	54	129	1045	52.2

TEAM STATISTICS	SC	OPP	Date	Opponent	Score	Att.
SCORING	1478	1045	11/08/13	CHARLESTON SOUTHERN	w 99-29	5120
Points per game	73.9	52.2	11/10/13	LOUISIANA TECH	w 68-45	5078
Scoring margin	+21.7	-	11/14/13	COLL. OF CHARLESTON	w 81-54	4882
FIELD GOALS-ATT	524-1079	392-1158	11/17/13	SETON HALL	w 88-67	4765
Field goal pct	.486	.339	11/20/13	at Clemson	w 68-43	715
3 POINT FG-ATT	86-237	60-235	11/23/13	at San Diego State	w 88-54	642
3-point FG pct	.363	.255	11/25/13	at USC	w 70-50	897
3-pt FG made per game	4.3	3.0	12/02/13	NC CENTRAL	w 79-27	4347
FREE THROWS-ATT	344-530	201-302	12/08/13	at Charlotte	w 76-61	1357
Free throw pct	.649	.666	12/18/13	vs #14/13 North Carolina	L 66-74	4137
F-Throws made per game	17.2	10.1	12/20/13	WINTHROP	w 69-61	5021
REBOUNDS	828	623	12/22/13	SC STATE	w 70-26	5937
Rebounds per game	41.4	31.2	12/28/13	SAVANNAH STATE	w 82-40	4824
Rebounding margin	+10.3	-	* 01/02/14	at Arkansas	w 55-51	2215
ASSISTS	313	196	* 01/05/14	VANDERBILT	w 76-66	4810
Assists per game	15.7	9.8	* 01/09/14	#9/10 KENTUCKY	w 68-59	5689
TURNOVERS	296	296	* 01/12/14	at Auburn	w 72-66	2453
Turnovers per game	14.8	14.8	* 01/16/14	at #25/21 Texas A&M	Lot 65-67	5778
Turnover margin	+0.0	-	* 01/19/14	ALABAMA	w 77-51	7740
Assist/turnover ratio	1.1	0.7	* 01/26/14	at #16/19 Vanderbilt	w 61-57	3554
STEALS	138	129				
Steals per game	6.9	6.5				
BLOCKS	135	54				
Blocks per game	6.8	2.7				
ATTENDANCE	58213	21748				
Home games-Avg/Game	11-5292	8-2201				
Neutral site-Avg/Game	-	1-4137				

* = Conference game

Score by Periods	1st	2nd	OT	Totals
South Carolina	726	743	9	1478
Opponents	516	521	11	1048