

Media Relations: Diana Koval
Office: 803.777.7977
Cell: 314.369.6050
Email: dkoval@mailbox.sc.edu
Website: www.GamecocksOnline.com
Twitter: @GamecocksOnline or @GamecockWBB
Facebook: www.Facebook.com/GamecocksOnline

WOMEN'S BASKETBALL SOUTH CAROLINA

Game 13
Dec. 29, 2012
7 p.m.
Columbia, S.C.
Colonial Life Arena (18,000)

2012-13 Schedule

Fri., Nov. 9	Elon	Columbia, S.C.	W, 77-44
Mon., Nov. 12	at Louisiana Tech	Ruston, La.	W, 82-58
Thu., Nov. 15	Savannah State (SPSO)	Columbia, S.C.	W, 78-47
Sun., Nov. 18	Clemson (SPSO)	Columbia, S.C.	W, 64-43
<i>U.S. Virgin Islands Paradise Jam</i>			
Thu., Nov. 22	vs. Hampton	St. Thomas	W, 45-34
Fri., Nov. 23	vs. Florida Gulf Coast	St. Thomas.	W, 65-46
Sat., Nov. 24	vs. DePaul	St. Thomas	W, 55-46
Wed., Nov. 28	Drexel	Columbia, S.C.	W, 58-55 (OT)
Sun., Dec. 2	at Seton Hall	South Orange, N.J.	W, 55-42
Sun., Dec. 9	Furman (SPSO)	Columbia, S.C.	W, 69-35
Wed., Dec. 19	#1/1 Stanford (FSN)	Columbia, S.C.	L, 53-49
Fri., Dec. 21	South Carolina State	Columbia, S.C.	W, 65-45
Sat., Dec. 29	Western Carolina	Columbia, S.C.	7 p.m.
Thu., Jan. 3	Tennessee* (SPSO)	Columbia, S.C.	9 p.m.
Sun., Jan. 6	at Mississippi State*	Starkville, Miss.	3 p.m.
Thu., Jan. 10	Vanderbilt*	Columbia, S.C.	7 p.m.
Sun., Jan. 13	at Georgia* (CSS)	Athens, Ga.	1 p.m.
Thu., Jan. 17	LSU*	Columbia, S.C.	7 p.m.
Sun., Jan. 20	at Florida* (FSF)	Gainesville, Fla.	1 p.m.
Thu., Jan. 24	Kentucky* (SPSO)	Columbia, S.C.	7 p.m.
Sun., Jan. 27	at Arkansas*	Fayetteville, Ark.	3 p.m.
Sun., Feb. 3	Auburn*	Columbia, S.C.	3 p.m.
Thu., Feb. 7	at Alabama*	Tuscaloosa, Ala.	7:30 p.m.
Sun., Feb. 10	Texas A&M*	Columbia, S.C.	3:30 p.m.
Thu., Feb. 14	at Kentucky*	Lexington, Ky.	7 p.m.
Sun., Feb. 17	at Mississippi* (SECN)	Oxford, Miss.	2 p.m.
Sun., Feb. 24	Mississippi State*	Columbia, S.C.	3 p.m.
Thu., Feb. 28	at Missouri*	Columbia, Mo.	8 p.m.
Sun., Mar. 3	Florida* (SPSO)	Columbia, S.C.	1 p.m.
<i>SEC Tournament</i>			
Wed. Mar. 6	First Round	Duluth, Ga.	TBA
Thu., Mar. 7	Second Round	Duluth, Ga.	TBA
Fri., Mar. 8	Quarterfinals	Duluth, Ga.	TBA
Sat., Mar. 9	Semifinals	Duluth, Ga.	TBA
Sun., Mar. 10	Final	Duluth, Ga.	TBA

* indicates SEC game

All Times Listed as Eastern

Television outlet listed in parentheses – SPSO is SportSouth; FSN is SportsSouth, Fox Sports Southwest and Sun Sports; SECN is SEC Network; CSS is Charter Sports Southeast; FSF is Fox Sports Florida.



South Carolina Gamecocks (11-1)

Head Coach: Dawn Staley
Record at Carolina: 78-59 (5th season)
Career Record: 250-139 (13th season)
Career vs. WCU: 0-0



Western Carolina Catamounts (3-7)

Head Coach: Karen Middleton
Record at WCU: 32-71 (5th season)
Career Record: 32-71 (5th season)
Career vs. South Carolina: 0-0

Game Information

WCU Series: SC leads 4-0
Radio: WISW 1320 AM (Brad Muller); GamecocksOnline.com
In Columbia: SC leads 3-0
In Cullowhee: SC leads 1-0
Live Video: GamecocksOnline.com
Neutral Site: Never Met
Live Stats: GamecocksOnline.com
Tickets: \$7 adult, \$4 youth (17 & under)

South Carolina Notables

- This is the Gamecocks' 39th season as a varsity sport, the fifth with head coach Dawn Staley at the helm.
- The Gamecock defense has held nine of its 12 opponents to less than 50 points. South Carolina yielded just 34 to Hampton (Nov. 22) and held the Lady Pirates to just 19.3 percent shooting. Another resume bullet for one of the nation's stingiest groups is the 53 points the Gamecocks allowed #1/1 Stanford to score (Dec. 21) after the Cardinal entered the game averaging 78.6 per contest.
- Senior guard Ieasia Walker needs just four steals to become the 13th Gamecock to swipe at least 200 in her career. The three-year starter is also on track to reach the 1,000-point plateau this season.
- Both Western Carolina head coach Karen Middleton and assistant coach Tréka McMillian enjoyed four-year playing careers at South Carolina.

Tale of the Tape

WCU	SC
3-7	Overall Record..... 11-1
1-1 (SoCon)	Conference Record 0-0
2-4	Home Record 6-1
1-3	Away Record 2-0
0-0	Neutral Record 3-0
51.2	Points Per Game 63.5
56.4	Opp. Points Per Game..... 45.7
.341	Field Goal %age..... .397
.421	Opp. Field Goal %age..... .324
.261	3-Pt. Field Goal %age243
.331	Opp. 3-Pt. Field Goal %age..... .263
.680	Free Throw %age..... .539
10.4	FTs Made Per Game 13.3
7.1	Assists Per Game 10.3
+1.7	Turnover Margin +3.1
33.9	Rebounds Per Game 44.5
-1.8	Rebounding Margin..... +14.1
8.6	Steals Per Game..... 9.8
2.8	Blocked Shots Per Game 3.3












Uniform Patch

The Gamecocks continue to wear the patch added to their uniforms last season to honor teammate Shelbretta Ball, who was medically disqualified from playing in Fall 2011. The team wanted Brett and everyone watching to know that she will always be an integral part of them and whatever they achieve this season.

Additionally, senior guard Ieasia Walker changed her jersey number this season to honor her teammate who was slated to wear that number prior to being medically disqualified.

2012-13 South Carolina Media Roster

2		Leasia Walker 5-8 • Senior • Guard Amityville, N.Y. (Copiague) <i>eye-EE-shuh Walker</i>	LAST GAME: 3 assts., 6 stls. in 28 min. NOTABLE: Is fifth in SEC in minutes (31.1) and 10th in steals (2.3) ... Ranks third among active SEC players in career steals (196) ... Averaging 5.0 steals per game over last three outings ... Scored in double digits five times ... Changed jersey number to recognize teammate Shelbretta Ball.	Career Highs PTS: 30 vs. Clemson, 11/18/10 REB: 11 at Ole Miss, 3/3/11 AST: 8 at LA Tech, 11/12/12 STL: 6, 2x, vs. SC St., 12/21/12 BLK: 2, 6x, vs. SC St., 12/21/12 MIN: 43, 2x, vs. Drexel, 11/28/12
5		Khadijah Sessions 5-8 • Freshman • Guard Myrtle Beach, S.C. (Myrtle Beach) <i>kuh-DEE-zhuh Sessions</i>	LAST GAME: 8 pts., 1 assts., 1 stls. in 17 min. NOTABLE: Tied career high with eight points against SC State, hitting 6-of-8 FTs ... Hit first career 3-pointer vs. Florida Gulf Coast ... Parade HS All-American ... Rated No. 7 points guard and No. 40 player overall in 2012 class by ESPN Hoopgurlz ... Dynamic playmaker.	Career Highs PTS: 8, 2x, vs. SC St., 12/21/12 REB: 3 vs. Savannah St., 11/15/12 AST: 4 vs. Savannah St., 11/15/12 STL: 3 vs. Savannah St., 11/15/12 BLK: 1 vs. Furman, 12/9/12 MIN: 23 vs. Furman, 12/9/12
12		Wilka Montout 6-3 • Junior • Center Cayenne, French Guiana (NE Okla. A&M) <i>WIL-kuh mawn-TOO</i>	LAST GAME: 2 pts., 1 rebs. in 16 min. NOTABLE: Hit four FGs and blocked two shots against Furman ... Grabbed five of six boards at Savannah State on offensive end ... Third-Team JUCO All-American in 2011-12 ... Multi-faceted post who can stretch defenses with mid-range and outside shooting.	Career Highs PTS: 12 at LA Tech, 11/12/12 REB: 6 vs. Savannah St., 11/15/12 AST: 2 vs. Elon, 11/9/12 STL: 1, 3x, vs. Hampton, 11/22/12 BLK: 2 vs. Furman, 12/9/12 MIN: 24 vs. Sav. St., 11/15/12
20		Sancheon White 5-10 • Senior • Guard Hammon, Ind. (Central Arizona College) <i>SAN-chee-awn White</i>	LAST GAME: 3 pts., 1 rebs. in 17 min. NOTABLE: Two double-figure scoring games ... Hit a pull-up jumper to give team lead with 2:33 to play against #1/1 Stanford ... Solid lockdown defender with expanding offensive and rebounding skills.	Career Highs PTS: 11 vs. FGCU, 11/23/12 REB: 13 at Auburn, 1/19/12 AST: 3, 2x, vs. Presby., 11/27/11 STL: 3, 3x, vs. Furman, 12/9/12 BLK: 4 vs. Drexel, 11/28/12 MIN: 40 vs. Drexel, 11/28/11
21		Ashley Bruner 6-0 • Senior • Forward Norman, Okla. (Norman) <i>Ashley BREW-ner</i>	LAST GAME: 8 rebs., 4 assts., 2 blks. in 25 min. NOTABLE: Has led team in points, rebounds or both in seven games ... Posted six double-digit scoring games ... Ranks ninth in SEC in rpg and eighth in offensive rpg (3.6) ... Snagged 500th career rebound at Seton Hall ... Is fourth among current SEC players with 523 career rebounds.	Career Highs PTS: 18 vs. Savannah St., 12/5/10 REB: 18 vs. Penn St., 11/20/11 AST: 4, 2x, vs. SC St., 12/21/12 STL: 3 at Seton Hall, 12/2/12 BLK: 4, 2x, vs. Sav. St., 12/5/10 MIN: 37 vs. DePaul, 11/24/12
24		Aleighsa Welch 6-0 • Sophomore • Forward Goose Creek, S.C. (Goose Creek) <i>uh-LEE-suh Welch</i>	LAST GAME: 16 pts., 14 rebs. in 26 min. NOTABLE: Leads SEC with six double-doubles and in total rpg and offensive rpg (4.6) ... Leads team in scoring ... Team high scorer four times, high rebounder five times ... Has nine 10+ point games (last five) and seven 10+ rebound outings ... 13 of 17 points vs. #1/1 Stanford came in 2nd half.	Career Highs PTS: 19 vs. Vanderbilt, 1/15/12 REB: 15 vs. Drexel, 11/28/12 AST: 2, 2x, vs. Stanford, 12/19/12 STL: 3, 2x, vs. Elon, 11/9/12 BLK: 4 at NC State, 12/4/11 MIN: 42 vs. Drexel, 11/28/12
25		Tiffany Mitchell 5-9 • Freshman • Guard Charlotte, N.C. (Providence Day)	LAST GAME: 21 pts., 11 rebs., 2 stls. in 31 min. NOTABLE: Ranks 13th in SEC in rebounding and 30th in scoring ... Led team in scoring four times, rebounding three times ... Scored in double figures seven times ... Notched team's first 20-point game of season against SC State (21 pts/11 rebs).	Career Highs PTS: 21 vs. SC St., 12/21/12 REB: 11, 3x, vs. SC St., 12/21/12 AST: 4 vs. Sav. St., 11/15/12 STL: 5 vs. Furman, 12/9/12 BLK: 1 vs. Stanford, 12/19/12 MIN: 34 vs. Stanford, 12/19/12
31		Asia Dozier 5-10 • Freshman • Guard Columbia, S.C. (Spring Valley) <i>Asia DOE-zhur</i>	LAST GAME: 3 pts., 4 rebs., 3 assts. in 21 min. NOTABLE: Buried 2nd-half 3 to pull within two points of #1/1 Stanford ... Gatorade South Carolina Player of the Year and SC Miss Basketball ... Father, Perry, and uncle Terry both played basketball at South Carolina.	Career Highs PTS: 11 vs. Sav. St., 11/15/12 REB: 10 vs. Elon, 11/9/12 AST: 5 at LA Tech, 11/12/12 STL: 2 at LA Tech, 11/12/12 BLK: 1, 2x, vs. Furman, 11/9/12 MIN: 26 vs. Elon, 11/9/12
33		Elem Ibiam 6-3 • Sophomore • Center Fayetteville, Ga. (Fayette County) <i>ELL-um IB-ee-um</i>	LAST GAME: 11 pts., 2 rebs. in 19 min. NOTABLE: Scored career-high 11 points against SC State on 4-of-5 shooting from field and 3-of-4 FTs ... Grabbed career-high 11 rebounds against Elon, six offensive ... Has been working hard on post presence and awareness of defenses.	Career Highs PTS: 11 vs. SC St., 12/21/12 REB: 11 vs. Elon, 11/9/12 AST: 2 vs. E. Mich., 3/17/12 STL: 1, 4x, vs. Stanford, 12/19/12 BLK: 5 vs. E. Mich., 3/17/12 MIN: 22 vs. Furman, 12/9/12

Starter

Reserve

Quick Facts

The University

Location: Columbia, S.C.
Founded: 1801
Enrollment: 30,721
Colors: Garnet (PMS 202C) and Black
Nickname: Gamecocks
Conference: Southeastern
President: Dr. Harris Pastides
Athletics Director: Ray Tanner
Facility: Colonial Life Arena (18,000)

Coaching Staff

Head Coach: Dawn Staley
Alma Mater: Virginia, 1992
Overall Record: 250-139 (13th season)
School Record: 78-59 (5th season)
Assoc. Head Coach (Alma Mater):
 Lisa Boyer (Ithaca, 1972)
Assistant Coaches (Alma Mater):
 Nikki McCray (Tennessee, 1995)
 Darius Taylor (Michigan, 2000)

Team Information

2011-12 Record: 25-10
 Home: 12-3 Away: 9-5 Neutral: 4-2
SEC Record (Finish): 10-6 (T-4th)
 Home: 6-2 Away: 4-4
Letterwinners Returning/Lost: 6/7
Starters Returning/Lost: 1/4

Program History

First Year of Women's Basketball: 1974-75
All-Time Record: 658-488 (38 seasons)
All-Time SEC Record: 91-192 (21 seasons)
NCAA Appearances (Last): 9 (2012)
NCAA Tournament Record: 10-9
WNIT Appearances (Last): 4 (2011)
WNIT Record: 3-4

Media Relations

Women's Basketball Contact: Diana Koval
Office: 803.777.7977
Cell: 314.369.6050
Email: dkoval@mailbox.sc.edu
Press Row Phone: 803.777.6182
Athletics Department on the Web
Website: GamecocksOnline.com
Twitter: @GamecocksOnline.com
Facebook: Facebook.com/GamecocksOnline
YouTube: YouTube.com/GamecocksOnline
Women's Basketball on Twitter
Team: @GamecockWBB
Head Coach: @DawnStaley

Current Gamecock Streaks

	Total	Home	Road	Neut.
Overall	W1	W1	W3	W3
SEC	W1	W1	L1	—
Non-Conference	W1	W1	W4	W3
Ranked Teams	L2	L3	W1	L2

A South Carolina Win Would...

- Give the Gamecocks 12 non-conference regular-season wins this season, the most since the 2001-02 team also turned in a 12-1 record before kicking off SEC play. That team went on to reach the NCAA Tournament's Elite Eight, the farthest into the event any Gamecock basketball team – men's or women's – has advanced in the event.
- Be the Gamecocks' fifth straight over Western Carolina.

By the Numbers

- 3 Teams in the SEC that average more fans per home game than the Gamecocks' 3,949
- 4 Steals needed by senior guard Ieasia Walker to become just the 13th Gamecock to swipe at least 200 in her career
- 5.0 Steals per game by senior guard Ieasia Walker over the last three games, including a career-high tying six against SC State
- 6 Double-doubles by sophomore forward Aleighsa Welch, the most in the SEC this season and the most by a Gamecock since the 2009-10 season
- 9 Double-doubles recorded by the Gamecocks this season after last season's squad posted just two
- 14 Deficit at halftime for the Gamecocks against Drexel before coming back to win in overtime, the largest deficit South Carolina has overcome since rallying from 18 points down with 8:15 to play in the first half against LSU on Jan. 6, 2011 and the largest second-half deficit overcome by the Gamecocks in the Dawn Staley era
- 22 Points scored by the Gamecocks on 24 offensive rebounds against SC State (Dec. 21)
- 25.6 Points below its season average that the Gamecock defense held #1/1 Stanford (Dec. 19) in the four-point Cardinal victory
- 27 Free throws made by the Gamecocks against SC State (Dec. 21), a Dawn Staley era record
- 32 Points of the Gamecocks' 49 against #1/1 Stanford (Dec. 19) scored by senior Ieasia Walker (15) and sophomore Aleighsa Welch (17)
- 47.7 Points per game by the Gamecocks' starting lineup this season
- 523 Career rebounds by senior forward Ashley Bruner, placing her among just 26 Gamecocks to achieve the 500-rebound plateau and ranking her 25th in school history in the category

The Western Carolina Series

Since South Carolina women's basketball officially became part of the intercollegiate athletics department in 1974-75, the Gamecocks and Catamounts have played four times. South Carolina won all four meetings, including the most recent matchup exactly seven years ago today. The Gamecocks claimed a 95-53 victory on Dec. 29, 2005, at Colonial Life Arena to stay undefeated against the Catamounts. All but one of the games in this series has been played in Columbia.

Scouting the Catamounts

Western Carolina is off to a tough start to the 2012-13 season with a 3-7 record as the Catamounts have struggled to put points on the board. They have scored at least 50 points just four times through 10 games and do not have a player averaging double figures. Like the Gamecocks, Western Carolina has fought through games with defense, posting a +1.7 turnover margin and holding its own on the boards.

Senior Diamond Hunnicutt leads the offense with 9.1 points per game and leads the defense with 15 steals. Sophomore Ali Lane averages just 8.6 points but has scored in double figures each of the last two games. Junior Shauna Terry paces the Catamounts on the glass with 5.8 rebounds per game and has blocked 13 shots.

As a team, Western Carolina averages 51.2 points per game on 34.1 percent shooting, including 26.1

2012-13 Roster

No.	Name	Pos.	Ht	Yr.	Hometown/Last School
2	Ieasia Walker	G	5-8	Sr.	Amyville, N.Y./Copiague
5	Khadijah Sessions	G	5-8	Fr.	Myrtle Beach, S.C./Myrtle Beach
12	Wilka Montout	C	6-3	Jr.	French Guiana/NE Okla. A&M
15	Tiffany Davis	G	5-7	Fr.	Houston Texas/Westbury Christian
20	Sancheon White	G	5-10	Sr.	Hammond, Ind./Central Arizona
21	Ashley Bruner	F	6-0	Sr.	Norman, Okla./Norman
23	Tina Roy	G	5-11	So.	Kaplan, La./Kaplan
24	Aleighsa Welch	F	6-0	So.	Goose Creek, S.C./Goose Creek
25	Tiffany Mitchell	G	5-9	Fr.	Charlotte, N.C./Providence Day
31	Asia Dozier	G	5-10	Fr.	Columbia, S.C./Spring Valley
33	Elem Ibiam	C	6-3	So.	Fayetteville, Ga./Fayette County

Head Coach: Dawn Staley

Associate Head Coach: Lisa Boyer

Assistant Coaches: Nikki McCray, Darius Taylor

percent from 3-point range. The Catamounts have been out-rebounded by 1.8 boards per game, while opponents have scored 56.4 points per game on 42.1 percent shooting, including 33.1 percent from outside the arc.

Western Carolina head coach Karen Middleton is in her fourth season, leading the Catamounts to a 32-71 record, including last season's 14-17 mark.

Gamecocks' Five-Second Count

With a complementary blend of youth and experience, South Carolina opened a season 10-0 for the first time since the 1981-82 team also won its first 10 contests. The Gamecocks, now 11-1 have shown they have both inside and outside offensive options and are dominant on the glass this season while the defense has dropped off very little from last season's NCAA Tournament Sweet 16 effort. Two Gamecocks average double-figure points with three others netting five or more points per game. South Carolina ranks among the nation's best with a +14.1 rebounding margin and has three players ranked among the SEC's top 15 rebounders. Defensively, the Gamecocks have held nine of their 12 opponents this season under 50 points and limited five of the 12 to under 30 percent field goal shooting, including Hampton which hit just 19.3 percent (11-57) from the field for the second-lowest opponent field goal percentage of the Staley era.

Old Home Week

Longtime Gamecock fans looking at visitor's bench tonight will have to be forgiven for a natural inclination to root for the Catamounts as head coach Karen Middleton and assistant coach Tréka McMillian once helped the Gamecocks to three straight Metro Conference regular-season titles.

Middleton was an immediate impact player for the Gamecocks, earning Freshman All-America status in 1987-88 before capturing all-conference honors as a junior and senior. The two-time Academic All-District selection played in four NCAA Tournaments during the Gamecocks' most prosperous era. Her junior season, she helped South Carolina to the Sweet 16. Middleton is the seventh-highest scorer in school history with 1,714 career points, and she holds the school record for career 3-pointers made (317) and 3-point percentage (.445). Her 115 3s made her senior season (1990-91) is the school record, as are her 265 attempts that season. Middleton holds the program's top four single-season 3-point percentages, topping out at 46.9 percent (76-162) her junior season.

McMillian a two-year starter who averaged 6.3 rebounds her last two seasons, the last of which was the Gamecocks' first in the SEC. She earned an NCAA Women's Enhancement Program Post-Graduate Scholarship her senior year.

Home Sweet Home

South Carolina is in its 11th season at Colonial Life Arena and enjoys a 111-56 (.665) record in that time. Overall, the Gamecocks are 355-153 (.699) all-time in home games. Since South Carolina first entered a conference in the 1983-84 season, the Gamecocks are 287-132 (68.5) in non-conference home games.

Head coach Dawn Staley has amassed a 45-23 (.662) home record in her fifth season at the helm, including a 28-6 (.824) mark in non-conference action.



Around the SEC

(Thru games of Dec. 27)

	SEC Games			Overall		
	W	L	Pct.	W	L	Pct.
Georgia	0	0	.000	12	0	1.00
Arkansas	0	0	.000	11	1	.917
South Carolina	0	0	.000	11	1	.917
Kentucky	0	0	.000	10	1	.909
Missouri	0	0	.000	11	2	.846
Auburn	0	0	.000	10	2	.833
Florida	0	0	.000	10	3	.769
Vanderbilt	0	0	.000	9	3	.750
LSU	0	0	.000	8	3	.727
Alabama	0	0	.000	7	3	.700
Tennessee	0	0	.000	7	3	.700
Texas A&M	0	0	.000	8	4	.667
Ole Miss	0	0	.000	6	5	.545
Mississippi St.	0	0	.000	6	5	.545

Coming Up

December 29

Samford at Auburn, 3 p.m.

Missouri at Memphis, 3 p.m.

Ole Miss vs. McNeese State, 4 p.m.

Vanderbilt at Southern Cal, 5 p.m.

Alabama vs. Long Island, 7:30 p.m.

Troy at Mississippi State, 8 p.m.

Rankings are listed as AP/Coaches Poll
All Times Eastern; TV Network in ()

Deciding in December

South Carolina has a 154-78 (.664) record all-time in the month of December, including a 22-8 (.733) record under fifth-year head coach Dawn Staley. In fact, December is the lone month during which Staley has had a winning record each of her first five seasons. The Gamecocks are 92-23 (.800) at home in the final month of the calendar year with a 52-18 (.743) mark at Colonial Life Arena. South Carolina is 33-30 in road games in December and 24-23 at neutral-site contests during the month.

AP Top 25

(Week of Dec. 24)

1. Stanford	11-0
2. Connecticut	10-0
3. Baylor	9-1
4. Duke	10-0
5. Notre Dame	9-1
6. Georgia	12-0
7. Kentucky	10-1
8. California	9-1
9. Maryland	8-2
10. Penn State	10-2
11. Purdue	11-1
12. Louisville	11-2
13. Tennessee	7-3
14. Oklahoma State	9-0
15. Dayton	12-0
16. North Carolina	11-1
17. UCLA	7-2
18. Oklahoma	9-2
19. South Carolina	11-1
20. Texas	7-2
21. Florida State	10-1
22. Kansas	9-2
23. Colorado	10-0
24. Texas A&M	8-4
25. Arkansas	11-1

USA Today Coaches Top 25

(Week of Dec. 24)

1. Stanford	11-0
2. Connecticut	10-0
3. Baylor	9-1
4. Duke	10-0
5. Notre Dame	9-1
6. Kentucky	10-1
7. Georgia	12-0
8. California	9-1
9. Maryland	8-2
10. Penn State	10-2
11. Purdue	11-1
12. Louisville	11-2
13. Oklahoma State	9-0
14. Dayton	12-0
15. Tennessee	7-3
16. South Carolina	11-1
17. Oklahoma	9-2
18. UCLA	7-2
19. Nebraska	9-3
20. Kansas	9-2
21. Texas	7-2
22. Texas A&M	8-4
23. North Carolina	11-1
24. Ohio State	8-3
25. Florida State	10-1

Reading the Rankings

South Carolina is ranked in both national polls for the third-straight week. The Gamecocks climbed to No. 19 in the Associated Press Poll this week after finally cracking into that ranking at No. 24 the week of Dec. 10. It is the program's highest AP rank since the end of the 2002-03 season. The Gamecocks moved up a spot to No. 16 in the USA Today Coaches Poll.

The Gamecocks were receiving votes in both polls right out of the gate, finally breaking into the coaches poll at No. 24 on Nov. 26 behind a 7-0 record. South Carolina moved up to No. 21 the following week before climbing to No. 18 in the Dec. 10 poll. The Gamecocks have risen one spot in each of the last two polls. The AP voters added the Gamecocks to their top 25 at No. 24 the week of Dec. 10 before lifting them to No. 21 the following week. Following a strong showing against No. 1/1 Stanford, the AP voters bumped South Carolina up two spots this week.

Rendering the RPI

With a 11-1 record, including five wins away from home, the Gamecocks are among the nation's top 20 in RPI (varies depending on the organization). In the SEC, only Tennessee has a higher RPI than South Carolina.

The Gamecocks' strength of schedule ranks in the top 50 and should continue to build over the course of the season. The Gamecocks are slated to play six teams currently ranked in the top 25. Beginning Dec. 19 against No. 1 Stanford, the matchups with ranked foes include road games at Georgia (6) and Arkansas (25), home and road games against Kentucky (7) and home games against Tennessee (13) and Texas A&M (24).

Miscellaneous Stats

Double-Doubles	2012-13	Career	Record
Aleighsa Welch	6	6	6-0
Tiffany Mitchell	2	2	2-0
Ashley Bruner	1	6	3-3
Ieasia Walker	0	1	1-0

30+ Points	2012-13	Career	Record
Ieasia Walker	0	1	1-0

20+ Points	2012-13	Career	Record
Tiffany Mitchell	1	1	1-0
Ieasia Walker	0	4	2-2

10+ Points	2012-13	Career	Record
Aleighsa Welch	10	20	16-4
Ashley Bruner	6	26	20-6
Tiffany Mitchell	7	7	7-0
Ieasia Walker	5	48	29-19
Sancheon White	2	4	4-0
Wilka Montout	2	2	2-0
Asia Dozier	1	1	1-0
Elem Ibiam	1	1	1-0
Tina Roy	0	5	4-1

10+ Rebounds	2012-13	Career	Record
Aleighsa Welch	6	7	6-1
Tiffany Mitchell	3	3	3-0
Ashley Bruner	2	8	5-3
Asia Dozier	1	1	1-0
Elem Ibiam	1	1	1-0
Sancheon White	0	1	0-1
Ieasia Walker	0	1	1-0

5+ Assists	2012-13	Career	Record
Ieasia Walker	2	15	12-3
Asia Dozier	1	1	1-0

5+ Steals	2012-13	Career	Record
Ieasia Walker	2	5	4-2
Tiffany Davis	1	1	1-0
Tiffany Mitchell	1	1	1-0

5+ Blocks	2012-13	Career	Record
Elem Ibiam	0	1	1-0

Five for Fighting

South Carolina head coach Dawn Staley has used the same starting lineup in every game this season, and the quintet has led the way to the

Games Led Team In...

(Tied for team lead in each category included)

Scoring	2012-13	Career	Record
Ashley Bruner	5	11	9-2
Aleighsa Welch	4	8	5-3
Tiffany Mitchell	4	4	4-0
Ieasia Walker	1	21	11-10
Tina Roy	0	2	2-0

Rebounding	2012-13	Career	Record
Ashley Bruner	5	28	15-13
Aleighsa Welch	5	21	18-3
Tiffany Mitchell	3	3	3-0
Elem Ibiam	2	3	3-0
Ieasia Walker	1	9	6-3
Sancheon White	1	4	2-2

Assists	2012-13	Career	Record
Ieasia Walker	6	35	21-14
Ashley Bruner	4	8	6-2
Sancheon White	2	4	4-0
Tiffany Mitchell	2	2	2-0
Khadajah Sessions	1	1	1-0
Aleighsa Welch	1	1	1-0
Tina Roy	0	1	1-0

Scoring Differentials

Largest lead in a win by 36 (71-35), 2nd-7:30 vs. Savannah State, 11/15/12

Largest deficit overcome to win by 14 (36-22), 1st-0:00 vs. Drexel, 11/28/12

Largest lead given up in a loss by 2 (44-42), 2nd-2:33 vs. Stanford, 12/19/12

Largest deficit in a loss

Team Specialty Stats

South Carolina/Opponent

	Pts. in Paint	Pts. Off TOs	2nd Chance Pts	Fast Break Pts
11/9 Elon	52/18	34/11	22/5	24/8
11/12 at LA Tech	38/30	16/4	22/4	2/2
11/15 Sav. St.	40/20	15/12	19/8	6/4
11/18 Clemson	38/14	15/14	13/11	8/5
11/22 vs. HU	20/12	16/14	15/4	8/6
11/23 vs. FGCU	38/18	23/12	13/4	20/2
11/24 vs. DPU	40/22	6/11	10/8	14/7
11/28 Drexel	26/18	15/6	14/7	12/0
12/2 at SHU	30/22	20/10	13/2	6/10
12/9 Furman	42/12	31/6	17/9	20/7
12/19 Stanford	20/24	11/4	4/9	6/2
12/21 SC State	22/18	14/1	22/10	6/6
12/29 WCU				
1/3 Tenn.				
1/6 at Miss. St.				
1/10 Vandy				
1/13 at Georgia				
1/17 LSU				
1/20 at Fla.				
1/24 Kentucky				
1/27 at Ark.				
2/3 Auburn				
2/7 at Ala.				
2/10 TX A&M				
2/14 at Ky.				
2/17 at Ole Miss				
2/24 Miss. St.				
2/28 at Missouri				
3/3 Florida				

Starters vs. Bench Points

	SC Starters	Opp. Starters	SC Bench	Opp. Bench
11/9 Elon	54	29	23	15
11/12 at LA Tech	58	33	24	25
11/15 Sav. St.	50	42	28	5
11/18 Clemson	51	27	13	16
11/22 vs. HU	34	27	11	7
11/23 vs. FGCU	54	30	11	16
11/24 vs. DPU	47	40	8	6
11/28 Drexel	49	43	9	12
12/2 at SHU	50	38	5	4
12/9 Furman	40	27	29	8
12/19 Stanford	44	51	5	2
12/21 SC State	41	28	24	17
12/29 WCU				
1/3 Tenn.				
1/6 at Miss. St.				
1/10 Vandy				
1/13 at Georgia				
1/17 LSU				
1/20 at Fla.				
1/24 Kentucky				
1/27 at Ark.				
2/3 Auburn				
2/7 at Ala.				
2/10 TX A&M				
2/14 at Ky.				
2/17 at Ole Miss				
2/24 Miss. St.				
2/28 at Missouri				
3/3 Florida				

program's best non-conference record since 2001-02. Starters – Ieasia Walker, Sancheon White, Tiffany Mitchell, Ashley Bruner and Aleighsa Welch – account for 75.1 percent of the offense and 68.3 percent of rebounds while playing 70.0 percent of the minutes available. Each of the five averages at least 5.5 points per game, more than any Gamecock off the bench. Still, the four reserves available have outscored their counterparts on the opposite bench eight times this season, during which the Gamecocks are 7-1.

Going Glass

Looking at South Carolina's roster of seven guards and four forwards/centers, the casual observer might think that rebounding would not be the Gamecocks' bailiwick, but South Carolina has out-rebounded all but one of its 12 opponents this season (Stanford), including four by more 20 or more. The team effort has the Gamecocks ranked among the nation's best in rebound margin at +14.1. In comparison, last season's squad out-rebounded its 13 non-conference opponents by just 7.2 boards per game.

While rebounding is a team focus, this season has seen a surge in individual performances. In 2011-12, a Gamecock posted double-figure rebounds just seven times over 35 games. Through just 12 games this season, South Carolina has amassed 14 double-digit rebound efforts, including seven from sophomore forward Aleighsa Welch, who is tied for the SEC led in the category.

Twice as Nice

South Carolina's Aleighsa Welch earned a spot on the 2012 SEC All-Freshman Team despite lacking a key resume bullet for forwards – a double-double. The sophomore has made up for last season's missing ingredient by amassing six through the team's first 12 games this season. She leads the SEC in the category and is among the top 20 in the nation. After narrowly missing the mark in the season opener, Welch picked up her first career double-double two games later with a 13-point, 12-rebound effort against Savannah State (Nov. 15). She added two more at the Paradise Jam against Hampton (Nov. 22) and Florida Gulf Coast (Nov. 24) and tacked on her fourth against Drexel (Nov. 28). She made it four in five games with a 14-point/10-rebound effort at Seton Hall (Dec. 2). Welch continued her balanced dominance with a 16-point, 14-rebound effort against SC State just before the holiday break.

Welch leads the team and the SEC with seven double-digit rebound games this season and also paces the Gamecocks in double-figure scoring outings with nine.

Jane of All Trades

Senior guard Ieasia Walker's ability to adapt her game to the needs of her team has been a key factor in the team's success in her four seasons in the Garnet and Black. After coming off the bench most of her freshman year, the guard's offense exploded in 2010-11 as the team's predicted offensive weapons faltered. Walker more than doubled her scoring output to a team-high 12.2 points per game, including 13.3 points per SEC contest. As a junior, the point guard shifted her focus to conducting the team, both offensively and defensively. While her scoring average dropped to 7.9 points in 2011-12, her overall productivity did not. Walker led the team with 3.2 assists per game, which helped the team generate another 6.9 points per game. In all, her offensive prowess generated 25.4 percent of the team's 61.2 points per game.

This season, Walker has shown her versatility, adding another component to her on-court effort – leadership. With six underclassmen on the roster, Walker has shown patience through the non-conference season, stepping out of the spotlight to allow her younger teammates to find their way. Still, the senior has scored in double figures five times, paced the team in assists six times and ranks 10th in the SEC in steals per game (2.3). Her ability to read the team's needs, has yielded a box score that has two post players and a freshman guard among the team's top three scorers so far this season – a first in the Dawn Staley era.

Posts Up – Spurs Up

For the first time in the Dawn Staley era, two of the team's top three scorers are post players. Forwards Aleighsa Welch and Ashley Bruner have been an integral part in the team's 11-1 start this season, averaging 12.7 and 9.7 points, respectively. Welch is shooting a team-best 67.9 percent from the field, although she is five field goals shy of the minimum required to be ranked in the SEC.

The duo are among the league's top 10 rebounders with Welch leading the league at 9.5 per game and Bruner coming in ninth at 7.4. Both are especially

2012-13 Double-Doubles

Aleighsa Welch (6)

11/15	Savannah State	13 pts/12 rebs
11/22	vs. Hampton	16 pts/11 rebs
11/23	vs. Florida Gulf Coast	14 pts/11 rebs
11/28	Drexel	12 pts/15 rebs
12/2	at Seton Hall	14 pts/10 rebs
12/21	SC State	16 pts/14 rebs

Tiffany Mitchell (2)

12/2	at Seton Hall	13 pts/11 rebs
12/21	SC State	21 pts/11 rebs

Ashley Bruner (1)

11/24	vs. DePaul	11 pts/12 rebs
-------	------------	----------------

2012-13 Starting Lineups

Lineup	Record	Player	Record
Bruner, Welch, Walker, White, Mitchell	11-1 (.917)	Ashley Bruner	11-1 (.917)
		Tiffany Mitchell	11-1 (.917)
		Ieasia Walker	11-1 (.917)
		Aleighsa Welch	11-1 (.917)
		Sancheon White	11-1 (.917)

Date	Opponent	Result	Forward	Forward	Guard	Guard	Guard
11/9	Elon	W, 77-44	Bruner	Welch	Walker	White	Mitchell
11/12	at Louisiana Tech	W, 82-58	Bruner	Welch	Walker	White	Mitchell
11/15	Savannah State	W, 78-47	Bruner	Welch	Walker	White	Mitchell
11/18	Clemson	W, 64-43	Bruner	Welch	Walker	White	Mitchell
11/22	vs. Hampton	W, 45-34	Bruner	Welch	Walker	White	Mitchell
11/23	vs. Fla. Gulf Coast	W, 65-46	Bruner	Welch	Walker	White	Mitchell
11/24	vs. DePaul	W, 55-46	Bruner	Welch	Walker	White	Mitchell
11/28	Drexel	W, 58-55 (ot)	Bruner	Welch	Walker	White	Mitchell
12/2	at Seton Hall	W, 55-42	Bruner	Welch	Walker	White	Mitchell
12/9	Furman	W, 69-35	Bruner	Welch	Walker	White	Mitchell
12/19	#1/1 Stanford	L, 49-53	Bruner	Welch	Walker	White	Mitchell
12/21	SC State	W, 65-45	Bruner	Welch	Walker	White	Mitchell

proficient on the offensive glass, ranking first and eighth, respectively, in the league. More than half of Welch's 114 total rebounds have come on the offensive end (59), while 48.3 percent of Bruner's have come on a Gamecock miss. Welch has the second-highest single-game rebound total in the SEC this season with her career-high 15 against Drexel.

Working Overtime

After Wednesday's 58-55 win over Drexel, South Carolina is 16-14 all-time in overtime games, including a 1-3 mark in double-overtime contests. Since taking the reins for the 2008-09 season, Gamecock head coach Dawn Staley has amassed a 5-3 record in extended games. South Carolina played a school-record four overtime games in 2010-11, going 2-2, and in 1995-96, going 1-3.

South Carolina's Record When...

	SEC Only	All Games
Record.....	0-0.....	11-1
Playing a ranked opponent.....	0-0.....	0-1
Playing at home	0-0.....	6-1
Playing on the road	0-0.....	2-0
Playing at neutral site	0-0.....	3-0
Leading at half	0-0.....	10-0
Trailing at half	0-0.....	1-1
Tied at half	0-0.....	0-0
Playing an overtime game	0-0.....	1-0
0 players score in double-figures	0-0.....	0-0
1 player scores in double-figures	0-0.....	1-0
2 players score in double-figures	0-0.....	3-1
3 players score in double-figures	0-0.....	5-0
4 players score in double-figures	0-0.....	1-0
5 players score in double-figures	0-0.....	1-0
Starters outscore opponent's starters	0-0.....	11-0
Opponent's starters score equal/more	0-0.....	0-1
Bench outscores opponent's bench	0-0.....	7-1
Opponent's bench scores equal/more.....	0-0.....	4-0
Shooting 50% or better	0-0.....	0-0
Shooting between 40-49%	0-0.....	6-0
Shooting between 30-39%	0-0.....	5-0
Shooting less than 30%	0-0.....	0-1
Opponent shoots 50% or better.....	0-0.....	0-0
Opponent shoots between 40-49%	0-0.....	2-1
Opponent shoots between 30-39%	0-0.....	5-0
Opponent shoots less than 30%	0-0.....	4-0
Shooting better than opponent.....	0-0.....	9-0
Shooting worse than/equal to opponent	0-0.....	2-1
Having more FTs made than opponent	0-0.....	8-0
Having equal/less FTs made than opponent	0-0.....	3-1
Outrebounding opponent	0-0.....	11-0
Having equal/less rebounds than opponent	0-0.....	0-1
Having more TOs than opponent	0-0.....	3-0
Having equal or less TOs than opponent.....	0-0.....	8-1
Attempting more FT than 3FG.....	0-0.....	9-0
Attempting equal/less FT than 3FG	0-0.....	2-1
Making 5 or more 3FGs.....	0-0.....	4-0
Making less than 5 3FGs.....	0-0.....	7-1
Making no 3 FGs.....	0-0.....	3-0
Attempting 15 or more 3FGs.....	0-0.....	6-1
Attempting less than 15 3FGs.....	0-0.....	5-0

	SEC Only	All Games
No South Carolina players foul out	0-0.....	11-1
One or more South Carolina players foul out.....	0-0.....	0-0
Having 10 or more assists.....	0-0.....	5-0
Having less than 10 assists.....	0-0.....	6-1
Scoring more pts. in paint than opponent	0-0.....	11-0
Scoring equal/less pts. in paint than opponent	0-0.....	0-1
Scoring more pts. off TOs than opponent	0-0.....	10-1
Scoring equal/less pts. off TOs than opponent.....	0-0.....	1-0
Scoring more 2nd-chance pts.	0-0.....	11-0
Scoring equal/less 2nd-chance pts.....	0-0.....	0-1
Scoring more fast break pts.....	0-0.....	8-0
Scoring equal/less fast break pts.....	0-0.....	3-1
Wearing white uniforms.....	0-0.....	8-1
Wearing black uniforms	0-0.....	3-0
Wearing garnet uniforms.....	0-0.....	0-0
Playing in tournaments/classics	0-0.....	3-0
Playing on live television	0-0.....	3-1
Playing in November.....	0-0.....	8-0
Playing in December	0-0.....	3-1
Playing in January	0-0.....	0-0
Playing in February	0-0.....	0-0
Playing in March.....	0-0.....	0-0
Playing during the day.....	0-0.....	7-0
Playing at night.....	0-0.....	4-1
Playing on Sunday.....	0-0.....	3-0
Playing on Monday.....	0-0.....	1-0
Playing on Tuesday.....	0-0.....	0-0
Playing on Wednesday.....	0-0.....	2-1
Playing on Thursday.....	0-0.....	2-0
Playing on Friday	0-0.....	3-0
Playing on Saturday.....	0-0.....	1-0
Margin is 5 pts. or less.....	0-0.....	1-1
Margin is between 6-10.....	0-0.....	1-0
Margin is between 11-20.....	0-0.....	4-0
Margin is more than 20.....	0-0.....	5-0
Having a 20-pt. scorer	0-0.....	1-0
Having a 30-pt. scorer	0-0.....	0-0
Scoring 49 points or less.....	0-0.....	1-1
Scoring 50-59 points.....	0-0.....	3-0
Scoring 60-69 points.....	0-0.....	4-0
Scoring 70-79 points.....	0-0.....	2-0
Scoring 80-89 points.....	0-0.....	1-0
Scoring 90-99 points.....	0-0.....	0-0

2012-13 Team High / Low

South Carolina	Game Highs		Game Lows	
POINTS	82	at Louisiana Tech 11/12/12	45	vs. Hampton, 11/22/12
FIELD GOALS MADE	31	Savannah State, 11/15/12 Elon 11/9/12	15	vs. Hampton, 11/22/12
FIELD GOAL ATTEMPTS	70	Elon 11/9/12	46	vs. Hampton, 11/22/12
FIELD GOAL PERCENTAGE	.492 (30-61)	at Louisiana Tech 11/12/12	.286 (18-63)	Stanford, 12/19/12
3 PT FIELD GOALS MADE	9	Savannah State, 11/15/12	0	vs. DePaul, 11/24/12 Clemson, 11/18/12 Elon 11/9/12
3 PT FG ATTEMPTS	25	Savannah State, 11/15/12	6	vs. DePaul, 11/24/12
3 PT FG PERCENTAGE	.412 (7-17)	Drexel, 11/28/12	.000 (0-14)	Clemson, 11/18/12 Elon 11/9/12
FREE THROWS MADE	27	SC State, 12/21/12	7	vs. Florida Gulf Coast, 11/23/12 Savannah State, 11/15/12
FREE THROW ATTEMPTS	44	SC State, 12/21/12	13	vs. Florida Gulf Coast, 11/23/12 Savannah State, 11/15/12
FREE THROW PERCENTAGE	.643 (9-14)	Stanford, 12/19/12	.370 (10-27)	vs. Hampton, 11/22/12
REBOUNDS	57	vs. Hampton, 11/22/12	31	Stanford, 12/19/12
ASSISTS	20	at Louisiana Tech 11/12/12	1	vs. DePaul, 11/24/12
STEALS	15	Furman, 12/9/12	4	Savannah State, 11/15/12
BLOCKED SHOTS	9	Furman, 12/9/12	0	vs. Florida Gulf Coast, 11/23/12
TURNOVERS	29	vs. Hampton, 11/22/12	7	Stanford, 12/19/12 at Louisiana Tech 11/12/12
FOULS	19	Stanford, 12/19/12 Clemson, 11/18/12	8	at Seton Hall, 12/2/12
Opponent	Game Highs		Game Lows	
POINTS	58	at Louisiana Tech 11/12/12	34	vs. Hampton, 11/22/12
FIELD GOALS MADE	22	Drexel, 11/28/12	11	Furman, 12/9/12 vs. Hampton, 11/22/12 Clemson, 11/18/12
FIELD GOAL ATTEMPTS	64	vs. DePaul, 11/24/12	44	vs. Florida Gulf Coast, 11/23/12
FIELD GOAL PERCENTAGE	.423 (22-52)	Drexel, 11/28/12	.193 (11-57)	vs. Hampton, 11/22/12
3 PT FIELD GOALS MADE	7	Drexel, 11/28/12 vs. Florida Gulf Coast, 11/23/12	0	Stanford, 12/19/12
3 PT FG ATTEMPTS	29	vs. Florida Gulf Coast, 11/23/12	4	Stanford, 12/19/12
3 PT FG PERCENTAGE	.583 (7-12)	Drexel, 11/28/12	.000 (0-4)	Stanford, 12/19/12
FREE THROWS MADE	20	Clemson, 11/18/12	2	at Seton Hall, 12/2/12
FREE THROW ATTEMPTS	24	Clemson, 11/18/12 at Louisiana Tech 11/12/12	4	at Seton Hall, 12/2/12
FREE THROW PERCENTAGE	1.000 (10-10)	Furman, 12/9/12	.500 (2-4)	at Seton Hall, 12/2/12
REBOUNDS	42	Stanford, 12/19/12	20	vs. Florida Gulf Coast, 11/23/12
ASSISTS	12	Drexel, 11/28/12 at Louisiana Tech 11/12/12	2	Furman, 12/9/12
STEALS	13	vs. Hampton, 11/22/12	0	Furman, 12/9/12
BLOCKED SHOTS	11	Stanford, 12/19/12	0	vs. DePaul, 11/24/12 at Louisiana Tech 11/12/12
TURNOVERS	24	Furman, 12/9/12	11	vs. DePaul, 11/24/12
FOULS	33	SC State, 12/21/12	13	Savannah State, 11/15/12

Staley Era Team Records

Scoring

Most	Points
1. at Clemson, 11/19/09	92
2. vs. North Carolina, 12/20/09	85
3. at Louisiana Tech, 11/12/12	82
4. at Alabama, 1/10/10	80
vs. Eastern Michigan, 3/17/12	80

Fewest	Points
1. at Stanford, 11/26/10	32
2. vs. Georgia, 3/4/11	34
3. vs. Mississippi State, 3/5/09	39
4. at Mississippi State, 2/26/09	41
5. at Penn State, 11/16/08	42

Fewest Allowed	Points
1. vs. South Carolina State, 12/14/11	21
2. vs. Presbyterian, 11/27/11	24
3. vs. Furman, 12/11/11	33
vs. Savannah State, 12/5/10	33
5. vs. Hampton, 11/22/12	34
vs. Ohio University, 11/28/08	34

Most Allowed	Points
1. at Clemson, 11/19/09	94
2. vs. North Carolina, 12/20/09	93
3. vs. Xavier, 11/12/10	84
4. at Tennessee, 2/17/11	82
at Florida, 2/22/09	82

Margin of Outcome

Victory	Score	Margin
1. vs. South Carolina State, 12/14/11	66-21	+45
2. vs. Furman, 12/11/11	72-33	+39
3. vs. Furman, 12/9/12	69-35	+34
4. vs. Elon, 11/9/12	77-44	+33
5. vs. Eastern Michigan, 3/17/12	80-48	+32

Defeat	Score	Margin
1. at Stanford, 11/26/10	32-70	-38
2. vs. Georgia, 3/4/11	34-66	-32
3. vs. Stanford, 12/19/08	47-78	-31
4. at Penn State, 11/21/10	48-78	-30
5. vs. Connecticut, 12/28/08	48-77	-29

Field Goals

Made	FGM
1. vs. North Carolina, 12/20/09	34
at Clemson, 11/19/09	34
3. vs. North Carolina, 12/18/11	33
4. vs. Eastern Michigan, 3/17/12	32
5. 6 Times, Last vs. Savannah State, 11/15/12	31
vs. Elon, 11/9/12	31

Attempts	FGA
1. vs. Penn State, 11/20/11	76
2. at Clemson, 11/19/09	74
3. vs. Tennessee, 1/20/11	73
4. vs. NC State, 12/13/09	71
5. vs. Elon, 11/9/12	70
vs. North Carolina, 12/18/11	70
at Florida, 2/22/09	70

Highest Percentage (Min. 40 FGA)	FGM-A	Pct
1. at Alabama, 1/10/10	31-52	.596
2. at Alabama, 2/19/12	25-45	.556
3. vs. Kentucky, 1/14/10	31-56	.554
4. vs. Eastern Michigan, 3/17/12	32-60	.533
5. vs. Presbyterian, 12/28/10	25-48	.521

Lowest Percentage (Min. 40 FGA)	FGM-A	Pct
1. at Stanford, 11/26/10	12-55	.218
2. vs. Georgia, 3/4/11	12-52	.231
3. at Kentucky, 2/5/09	13-55	.236
4. at Georgia, 1/2/11	13-54	.241
5. at Penn State, 11/21/10	17-70	.243

Lowest Allowed	FGM-A	Pct
1. vs. South Carolina State, 12/14/11	6-48	.125
2. vs. Hampton, 11/22/12	11-57	.193
3. vs. Furman, 12/9/12	11-46	.239
vs. Clemson, 11/18/12	11-46	.239
5. vs. Presbyterian, 11/27/11	10-40	.250
vs. Furman, 12/11/11	11-44	.250

Highest Allowed	FGM-A	Pct
1. vs. Connecticut, 12/28/08	35-62	.565
vs. Florida, 1/9/11	26-46	.565
3. vs. Xavier, 11/12/10	34-61	.557
4. at Kentucky, 1/13/11	30-55	.545
5. vs. Vanderbilt, 2/27/11	27-50	.540

3-Point Field Goals

Made	3FGM
1. vs. Savannah State, 11/15/12	9
at Arkansas, 2/6/11	9
at Ole Miss, 1/16/11	9
vs. North Carolina, 12/18/11	9
vs. Ole Miss, 1/26/12	9

Attempts	3FGA
1. vs. Penn State, 11/20/11	29
2. vs. North Carolina, 12/19/10	28
3. vs. Savannah State, 11/15/12	25
at Ole Miss, 1/16/11	25
5. vs. Georgia, 2/16/12	23
vs. Boston University, 12/28/09	23
at Florida, 2/22/09	23

Percentage (Min. 5 3FGA)	3FGM-A	Pct
1. at Alabama, 1/10/10	8-12	.667
vs. Charlotte, 12/21/08	8-12	.667
3. vs. Florida, 2/12/12	8-13	.615
4. at Alabama, 2/19/12	5-9	.556
5. vs. Auburn, 1/17/10	8-15	.533

Free Throws

Made	FTM
1. vs. SC State, 12/21/12	27
2. at Ole Miss, 1/22/09	26
3. vs. Charlotte, 12/21/08	24
4. at Georgia, 1/2/11	23
vs. Auburn, 1/8/09	23

Attempts	FTM
1. vs. SC State, 12/21/12	44
2. at Xavier, 11/30/11	38
3. vs. Clemson, 11/18/12	35
4. at Georgia, 1/2/11	34
vs. Penn State, 11/22/09	34
at Clemson, 11/19/09	34

Percentage (Min. 10 FTA)	FTM-A	Pct
1. vs. Auburn, 1/2/09	23-26	.885
2. vs. San Diego State, 11/28/09	14-16	.875
3. at Tennessee, 1/7/10	10-12	.833
4. at Auburn, 2/4/10	9-11	.818
5. vs. Davidson, 11/24/08	13-16	.813

Rebounding

Total	Rebs
1. vs. Hampton, 11/22/12	57
2. vs. Elon, 11/9/12	53
vs. Brown, 12/29/09	53
4. vs. High Point, 12/5/08	52
5. vs. Savannah State, 11/15/12	50

Offensive	ORebs
1. vs. Elon, 11/9/12	29
2. vs. College of Charleston, 11/23/11	27
3. vs. Savannah State, 11/15/12	25
vs. Penn State, 11/20/11	25
at Penn State, 11/21/10	25

Defensive	DRebs
1. vs. Hampton, 11/22/12	39
2. vs. Charlotte, 11/16/09	35
3. at Ole Miss, 1/22/09	33
4. vs. DePaul, 11/24/12	32
vs. Jacksonville, 12/30/08	32

Margin	Rebs	Margin
1. vs. Florida Gulf Coast, 11/23/12	46-20	+26
2. vs. Hampton, 11/22/12	57-32	+25
3. vs. Savannah State, 11/15/12	50-26	+24
4. vs. Alabama, 1/23/11	49-27	+22
5. vs. Jacksonville, 12/30/08	45-24	+21

Assists

Game	Assists
1. at Louisiana Tech, 11/12/12	22
vs. Eastern Michigan, 3/17/12	22
3. vs. Alabama, 2/15/09	20
4. vs. North Carolina, 12/18/11	19
at Alabama, 1/10/10	19
vs. North Carolina, 12/20/09	19
vs. High Point, 12/5/08	19

Steals

Game	Steals
1. vs. Furman, 12/11/11	21
2. vs. NC State, 12/12/10	16
vs. USC Upstate, 12/16/08	16
4. vs. Furman, 12/9/12	15
vs. High Point, 12/2/09	15
vs. Davidson, 11/24/08	15

Blocked Shots

Game	Blocks
1. vs. Eastern Michigan, 3/17/12	11
vs. Furman, 12/11/11	11
3. vs. Furman, 12/9/12	9
at NC State, 12/4/11	9
vs. Alabama A&M, 11/14/11	9

Turnovers

Fewest	TOs
1. at Tennessee, 2/2/12	4
2. vs. Georgia, 3/2/12	5
vs. Ole Miss, 3/3/11	5
4. vs. Stanford, 12/19/12	7
at Louisiana Tech, 11/12/12	7
vs. Tennessee, 3/3/12	7

Most	TOs
1. at Wake Forest, 12/3/08	32
2. vs. Hampton, 11/22/12	29
vs. Kentucky, 1/15/12	29
4. at Kentucky, 1/13/11	28
5. vs. Jacksonville, 12/30/08	26

The Last Time ...

Individual

Scored 50 Points

South Carolina 51, Jocelyn Penn vs. Stetson, 1/4/03
Opponent Never

Scored 40 Points

South Carolina 51, Jocelyn Penn vs. Stetson, 1/4/03
Opponent 46, Cornelia Gayden, LSU, 1/14/95

Scored 30 Points

South Carolina 30, Ieasia Walker vs. Clemson, 11/18/10
Opponent 32, LaQueta Ferguson, Florida International, 11/25/07

Grabbed 20 Rebounds

South Carolina 25, Kelsey Bone vs. Boston University, 12/28/09
Opponent 24, Courtney Paris, Oklahoma, 12/30/07

Grabbed 15 Rebounds

South Carolina 15, Aleighsa Welch vs. Drexel, 11/28/12
Opponent 15, Chiney Ogumike, Stanford, 12/19/12

Two Players with 20 or More Points

South Carolina La'Keisha Sutton 21/Markeshia Grant 20 vs. North Carolina, 12/18/11
Opponent Angie Bjorklund 23/Shekinna Stricklen 21, Tennessee, 1/17/10

Two Players with 10 or More Rebounds

South Carolina Aleighsa Welch 14/Tiffany Mitchell 11 vs. SC State, 12/21/12
Opponent Chiney Ogumike 10/Nnemkadi Ogumike 10, Stanford, 3/24/12

Had 10 Assists

South Carolina 10, Samone Kennedy at Florida, 2/24/08
Opponent 11, Marneshia Richard, Mississippi State, 1/21/07

Had Five Steals

South Carolina 6, Ieasia Walker vs. SC State, 12/21/12
Opponent 5, Sam Ramirez, Appalachian State, 3/16/11

Had Five Blocked Shots

South Carolina 5, Elem Ibiam vs. Eastern Michigan, 3/17/12
Opponent 7, Joslyn Tinkle, Stanford, 12/19/12

Had a Double-Double

South Carolina Aleighsa Welch (16 pts/14 rebs) / Tiffany Mitchell 21 pts/11 rebs) vs. SC State, 12/21/12
Opponent Chiney Ogumike (21 pts/15 rebs), Stanford, 12/19/12

Two Players had a Double-Double

South Carolina Aleighsa Welch (16 pts/14 rebs) and Tiffany Mitchell 21 pts/11 rebs) vs. SC State, 12/21/12
Opponent Chiney Ogumike (11 pts/10 rebs)/Nnemkadi Ogumike (39 pts/10 rebs), Stanford, 3/24/12

Had a Triple-Double

South Carolina Iva Sliskovic (18 pts, 15 rebs, 10 assts) vs. High Point, 12/20/06
Opponent Never

Team

Scored 100 Points

South Carolina 102 vs. North Carolina A&T, 3/21/08
Opponent 103, Clemson, 11/21/03

Won by 30 or More Points

South Carolina 69-35 (34) vs. Furman, 12/9/12
Opponent 66-34 (32), Georgia, 3/4/11

Shot 65% or Better from the Field

South Carolina .652 (45-69) vs. East Tennessee State, 12/19/00
Opponent Never

Shot 60% or Better from the Field

South Carolina .608 (31-51) vs. Jackson State, 12/7/07
Opponent .604 (29-48), Vanderbilt, 1/18/01

Shot 50% or Better from the Field

South Carolina .533 (32-60) vs. Eastern Michigan, 3/17/12
Opponent .528 (28-53), Stanford, 3/24/12

No Players in Double-Figure Points

South Carolina at Auburn, 1/19/12
Opponent SC State, 12/14/11

Five Players in Double-Figure Points

South Carolina at Louisiana Tech, 11/12/12
Opponent Arkansas, 2/14/10

Faced AP Top-25 Opponent

Win 72-61 at No. 13 Purdue, 3/19/12
Loss 49-53 vs. No. 1 Stanford, 12/19/12

Faced AP Top-10 Opponent

Win 64-60 at No. 8 Tennessee, 2/2/12
Loss 49-53 vs. No. 1 Stanford, 12/19/12

Faced AP Top-5 Opponent

Win 70-66 vs. No. 5 Vanderbilt, 1/28/98
Loss 49-53 vs. No. 1 Stanford, 12/19/12

Faced AP No. 1 Team

Win Never
Loss 49-53 vs. No. 1 Stanford, 12/19/12

Overtime Game

Win 64-62 at Arkansas, 2/6/11
Loss 60-74 vs. Vanderbilt, 2/27/11

Double-Overtime Game

Win 92-91 at Florida State, 2/4/91
Loss 92-94 at Clemson, 11/19/09

South Carolina Was Ranked (AP Poll)

AP No. 1 Never
AP Top 10 No. 10, 2/18/02
AP Top 25 No. 21, 12/17/12



Ashley Bruner

- Has started every game this season
- Ranks ninth in SEC in rebounds per game and eighth in offensive rebounds per game (3.6)
- Is thriving in team's inside-first offensive mentality, averaging 9.3 field goal attempts per game this season, compared to 6.4 last season
- Has led the team in points, rebounds or both in seven games this season
- Has one double-double this season (vs. DePaul)
- Led team in scoring five times (Elon, at LA Tech, Clemson, vs. FGCU, vs. DePaul)
- Led team in rebounding five times (Savannah State, Clemson, vs. Hampton, vs. DePaul, Stanford)
- Has scored in double figures six times (Elon, at LA Tech, Clemson, vs. FGCU, vs. DePaul, Drexel)
- Pulled down her 500th career rebound at Seton Hall (Dec. 2), making her the 26th Gamecock to reach the plateau

#21

6-0 • Senior
Forward
Norman, Okla.
Norman

Miscellaneous Stats

	2012-13 Games	Career Games	Career Record
Double-Double	1	6	3-3
10+ Points	6	26	20-6
10+ Rebounds	3	9	6-3
Tm-High Points	5	11	9-2
Tm-High Rebs.	5	28	15-13
Tm-High Assts.	4	8	6-2

- Ranks fourth among active SEC players and 25th in school history in career rebounds (523) – needs 34 to reach Melanie Johnson (2005-07) in 24th place
- Snagged five of her eight rebounds against SC State (Dec. 21) on the offensive end to help her tie her career high with four assists
- Battled Stanford's frontcourt (Dec. 19) for a team-high eight rebounds in near miss against nation's top team
- All-Tournament selection at the Paradise Jam after averaging 10.3 points and 9.3 rebounds over the three games at the event
- Posted all of her 12 points and eight rebounds vs. Drexel (Nov. 28) after halftime, including the game-winning basket and final defensive rebound in overtime
- Posted her first double-double of the season against DePaul (Nov. 24) with 11 points and 12 rebounds

Career Highs – All Games

Pts 18 vs. Savannah State, 12/5/10
FG 8, 2x, last, at LA Tech, 11/12/12
FGA... 16 vs. Alabama A&M, 11/14/11
FG % 1.00 (8-8) vs. Florida, 1/9/11
FT 6 vs. Charlotte, 3/20/11
FTA 11 vs. Xavier, 11/30/11
FT % 1.00 (4-4), 2x, last, vs. Auburn, 1/19/12
Rebs 18 vs. Penn State, 11/20/11
Off Rebs 9 vs. Penn State, 11/20/11
Def Rebs 9 vs. Penn State, 11/20/11
Blks 4, 2x, last, vs. Savannah St., 12/5/10
Stls 5 at Seton Hall, 12/2/12
Assts 4, 2x, last vs. SC St., 12/21/12
Min 37 vs. DePaul, 11/24/12

Career – SEC Games

Pts 16, 2x, last vs. Florida, 1/9/11
FG 8 vs. Florida, 1/9/11
FGA... 11, 2x, last vs. Arkansas, 2/26/12
FG % ... 1.000 (8-8) vs. Florida, 1/9/11
FT 4 vs. Auburn, 1/19/12
FTA... 7, 2x, last vs. Kentucky, 1/15/12
FT % ... 1.000 (4-4) vs. Auburn, 1/19/12
Rebs ... 11, 2x, last vs. Kentucky, 2/23/12
Off Rebs ... 6, 3x, last vs. Ark., 2/26/12
Def Rebs 5, 3x, last vs. Ky., 2/23/12
Blks ... 2, 6x, last vs. Arkansas, 2/26/12
Stls 3 at Alabama, 2/19/12
Assts 2, 2x, last at Tennessee, 2/2/12
Min 34, 2x, last at LSU, 2/24/11

Season Highs – All Games

Pts 17 at LA Tech, 11/12
FG 8 at LA Tech, 11/12
FGA 14 vs. Drexel, 11/28
FG %800 (8-10) at LA Tech, 11/12
FT 4 vs. Clemson, 11/18
FTA 9 vs. Hampton, 11/22
FT %750 (3-4) vs. Stanford, 12/19
Rebs 12, 3x, last, vs. DePaul, 11/24
Off Rebs 5, 4x, last vs. SC St., 12/21
Def Rebs 8 vs. Hampton, 11/22
Blks 2, 2x, last vs. Furman, 12/9
Stls 5 at Seton Hall, 12/2
Assts 4 vs. SC State, 12/21
Min 37 vs. DePaul, 11/24

Season Highs – SEC Games

Pts
FG
FGA
FG %
FT
FTA
FT %
Rebs
Off Rebs
Def Rebs
Blks
Stls
Assts
Min

2012-13 Game-by-Game Stats

Date	Opponent	GS	MIN	FG-A	3FG-A	FT-A	Reb	PF	A	TO	B	S	TP
11/9	Elon	*	24	7-11	0-0	1-5	3	0	0	2	0	0	15
11/12	at LA Tech	*	22	8-10	0-0	1-3	2	3	3	0	0	0	17
11/15	Savannah State	*	23	4-9	0-0	0-3	12	2	1	2	0	0	8
11/18	Clemson	*	28	6-12	0-0	4-7	8	3	0	3	0	3	16
11/22	vs. Hampton	*	28	2-6	0-0	1-9	12	2	2	5	0	1	5
11/23	vs. Fla. Gulf Coast	*	27	7-12	0-1	1-3	4	2	1	3	0	1	15
11/24	vs. DePaul	*	37	5-10	0-0	1-7	12	1	0	4	1	1	11
11/28	Drexel	*	35	5-14	0-0	2-7	8	0	2	3	2	4	12
12/2	at Seton Hall	*	30	4-8	0-1	1-4	7	1	2	3	0	5	9
12/9	vs. Furman	*	21	1-6	0-0	0-0	5	2	1	2	2	1	2
12/19	Stanford	*	35	1-9	0-0	3-4	8	3	1	2	0	2	5
12/21	SC State	*	25	0-5	0-0	1-6	8	0	4	1	2	1	1
Totals			12	335	50-112	0-2	16-58	89	19	17	30	7	19
				27.9	.446	.000	.276	7.4	1.4		1.6	9.7	



ASIA DOZIER

- Has played in every game this season
- Has scored in double figures one time (Savannah State)
- Buried a 3-pointer as part of team's 12-4 run to close the first half to finally establish a substantial lead over SC State (Dec. 21)
- Hit a huge second-half 3-pointer against #1/1 Stanford (Dec. 19) to pull within two points
- Posted her first double-digit scoring game with 11 points against Savannah State (Nov. 15)
- Handed out five assists at Louisiana Tech (Nov. 12)
- Pulled down 10 rebounds in her college debut against Elon (Nov. 9)

#31

5-10 • Freshman
Guard
Columbia, S.C.
Spring Valley

Miscellaneous Stats

	2012-13 Games	Career Games	Career Record
Double-Double	0	0	0-0
10+ Points	1	1	1-0
10+ Rebounds	1	1	1-0
5+ Assists	1	1	1-0
Tm-High Points	0	0	0-0
Tm-High Rebs.	0	0	0-0
Tm-High Assts.	0	0	0-0

Career Highs – All Games

Pts 11 vs. Savannah St., 11/15/12
 FG 4 vs. Savannah St., 11/15/12
 FGA 10 vs. Savannah St., 11/15/12
 FG %... .400 (4-10) vs. Sav. St., 11/15/12
 3FG 3 vs. Savannah St., 11/15/12
 3FGA 9, 2x, last, vs. SC State, 12/21/12
 3FG %... .333 (3-9) vs. Sav. St., 11/15/12
 FT 4 vs. Elon, 11/9/12
 FTA 7 vs. Elon, 11/9/12
 FT % ... 1.00 (2-2) vs. Hampton, 11/22/12
 Rebs 10 vs. Elon, 11/9/12
 Off Rebs 4 vs. Elon, 11/9/12
 Def Rebs 6 vs. Elon, 11/9/12
 Blks 1, 2x, last vs. Furman, 11/9/12
 Stls 2 at LA Tech, 11/12/12
 Assts 5 at LA Tech, 11/12/12
 Min 26 vs. Elon, 11/9/12

Career – SEC Games

Pts
 FG
 FGA
 FG %
 3FG
 3FGA
 3FG %
 FT
 FTA
 FT %
 Rebs
 Off Rebs
 Def Rebs
 Blks
 Stls
 Assts
 Min

Season Highs – All Games

Pts 11 vs. Savannah St., 11/15
 FG 4 vs. Savannah St., 11/15
 FGA 10 vs. Savannah St., 11/15
 FG %..... .400 (4-10) vs. Sav. St., 11/15
 3FG 3 vs. Savannah St., 11/15
 3FGA 9, 2x, last, vs. SC State, 12/21
 3FG %..... .333 (3-9) vs. Sav. St., 11/15
 FT 4 vs. Elon, 11/9
 FTA 7 vs. Elon, 11/9
 FT % 1.00 (2-2) vs. Hampton, 11/22
 Rebs 10 vs. Elon, 11/9
 Off Rebs 4 vs. Elon, 11/9
 Def Rebs 6 vs. Elon, 11/9
 Blks 1, 2x, last vs. Furman, 11/9/12
 Stls 2 at LA Tech, 11/12
 Assts 5 at LA Tech, 11/12
 Min 26 vs. Elon, 11/9

Season Highs – SEC Games

Pts
 FG
 FGA
 FG %
 3FG
 3FGA
 3FG %
 FT
 FTA
 FT %
 Rebs
 Off Rebs
 Def Rebs
 Blks
 Stls
 Assts
 Min

2012-13 Game-by-Game Stats

Date	Opponent	GS	MIN	FG-A	3FG-A	FT-A	Reb	PF	A	TO	B	S	TP
11/9	Elon	26	0-8	0-6	4-7	10	4	0	2	1	0	4	4
11/12	at LA Tech	22	2-5	1-4	0-0	2	2	5	0	0	2	5	5
11/15	Savannah State	24	4-10	3-9	0-0	3	4	2	1	0	0	11	11
11/18	Clemson	18	0-4	0-3	0-0	5	0	1	1	0	1	0	0
11/22	vs. Hampton	19	1-8	1-4	2-2	3	3	0	2	0	0	5	5
11/23	vs. Fla. Gulf Coast	16	1-6	0-5	0-0	1	5	1	2	0	0	2	2
11/24	vs. DePaul	4	0-1	0-1	0-0	1	0	0	0	0	0	0	0
11/28	Drexel	14	1-8	1-6	0-0	1	0	1	0	0	1	3	3
12/2	at Seton Hall	10	0-1	0-0	0-0	1	0	0	0	0	0	0	0
12/9	vs Furman	21	1-5	1-5	1-2	2	2	0	0	1	0	4	4
12/19	Stanford	8	2-4	1-3	0-0	0	1	0	0	0	0	5	5
12/21	SC State	21	1-9	1-9	0-2	4	1	3	2	0	1	3	3
Totals		0	203	13-69	9-55	7-13	33	22	13	10	2	5	42
			16.9	.188	.164	.538	2.8	1.1					3.5



ELEM IBIAM

- Has played in 10 games this season, missing two due to injury (at LA Tech, Savannah St.)
- Has led the team in rebounding two times (Elon, Furman)
- Has grabbed double-digit rebounds once (Elon)
- Has scored in double figures once (SC State)
- Scored seven of her career-high 11 points in the first half against SC State (Dec. 21), including five as part of team's 12-4 run to close the first half to finally establish a substantial lead
- Scored career-high eight points against Furman (Dec. 9), hitting 4-of-8 from the field while grabbing team-high nine rebounds
- Posted her first career double-digit rebound game in season opener against Elon (Nov. 9), pulling in six of her 11 boards on the offensive end

#33

**6-3 • Sophomore
Center
Fayetteville, Ga.
Fayette County**

Miscellaneous Stats

	2012-13 Games	Career Games	Career Record
Double-Double	0	0	0-0
10+ Points	1	1	1-0
10+ Rebounds	1	1	1-0
Tm-High Points	0	0	0-0
Tm-High Rebs.	2	3	3-0
Tm-High Assts.	0	0	0-0

Career Highs – All Games

Pts 11 vs. SC State, 12/21/21
FG ... 4, 2x, last, vs. SC State, 12/21/21
FGA 8 vs. Furman, 12/9/12
FG % 1.000 (2-2) vs. Tennessee, 3/3/12
FT ... 3, 2x, last, vs. SC State, 12/21/12
FTA 5 vs. Furman, 12/11/11
FT % 1.000 (2-2), 2x, last
 vs. Eastern Michigan, 3/17/12
Rebs 11 vs. Elon, 11/9/12
Off Rebs 6 vs. Elon, 11/9/12
Def Rebs 6 vs. Furman, 12/9/12
Blks ... 5 vs. Eastern Michigan, 3/17/12
Stls 1, 3x, last vs. Elon, 11/9/12
Assts ... 2 vs. Eastern Michigan, 3/17/12
Min 22 vs. Furman, 12/9/12

Career – SEC Games

Pts 6, 2x, last, vs. Alabama, 3/1/12
FG 2, 4x, last, vs. Tennessee, 3/3/12
FGA 6 vs. Alabama, 3/1/12
FG %667, 2x, last, vs. Alabama 2/19/12
FT 3 vs. Alabama, 1/1/12
FTA 4 vs. Alabama, 1/1/12
FT %750 (3-4) vs. Alabama, 1/1/12
Rebs 6, vs. Mississippi State 1/29/12
Off Rebs .. 2, 3x, last, vs. Tenn., 3/3/12
Def Rebs 4 vs. Miss. State, 1/29/12
Blks 1, 2x, last vs. Alabama, 3/1/12
Stls 1 vs. Alabama, 3/1/12
Assts 1 vs. Arkansas, 2/9/12
Min 16 vs. Alabama, 3/1/12

Season Highs – All Games


Pts 11 vs. SC State, 12/21
FG 4, 2x, last, vs. SC St., 12/21
FGA 8 vs. Furman, 12/9
FG %800 (4-5) vs. SC State, 12/21
FT 3 vs. SC State, 12/21
FTA 4, 2x, last vs. SC State, 12/21
FT %750 (3-4) vs. SC State, 12/21
Rebs 11 vs. Elon, 11/9
Off Rebs 6 vs. Elon, 11/9
Def Rebs 6 vs. Furman, 12/9/12
Blks 2 vs. Elon, 11/9
Stls 1 2x, last vs. Stanford 12/19
Assts 1 vs. Furman, 12/9/12
Min 22 vs. Furman, 12/9/12

Season Highs – SEC Games

Pts
FG
FGA
FG %
FT
FTA
FT %
Rebs
Off Rebs
Def Rebs
Blks
Stls
Assts
Min

2012-13 Game-by-Game Stats

Date	Opponent	GS	MIN	FG-A	3FG-A	FT-A	Reb	PF	A	TO	B	S	TP
11/9	Elon	17	2-7	0-0	0-2	11	0	0	3	2	1	4	
11/12	at LA Tech			— DNP (Injury) —									
11/15	Savannah State			— DNP (Injury) —									
11/18	Clemson	13	2-3	0-0	2-3	0	3	0	1	0	0	6	
11/22	vs. Hampton	8	0-1	0-0	1-2	5	1	0	0	1	0	1	
11/23	vs. Fla. Gulf Coast	15	0-3	0-0	2-4	4	0	0	0	0	0	2	
11/24	vs. DePaul	10	0-0	0-0	0-0	1	1	0	0	0	0	0	
11/28	Drexel	12	1-2	0-0	1-2	3	0	0	0	0	0	3	
12/2	at Seton Hall	12	0-4	0-0	0-0	1	1	0	0	1	0	0	
12/9	vs. Furman	22	4-8	0-0	0-2	9	2	1	1	1	0	8	
12/19	Stanford	8	0-2	0-0	0-0	3	1	0	1	0	1	0	
12/21	SC State	19	4-5	0-0	3-4	2	3	0	0	1	0	11	
Totals		0	136	13-35	0-0	9-19	39	12	1	6	6	2	35
			13.6	.371	—	.474	3.9						3.5



TIFFANY MITCHELL

- Has started every game this season, the only freshman to earn a start so far
- Ranks 13th in the SEC in rebounding and 30th in scoring
- Has led the team in scoring four times (Clemson, Drexel, Furman, SC State)
- Has led the team in rebounding three times (at LA Tech, vs. FGCU, at Seton Hall)
- Has posted two double-doubles (at Seton Hall, SC State)
- Has scored in double figures seven times (at LA Tech, Savannah St., Clemson, Drexel, at Seton Hall, Furman, SC State)
- Has pulled down double-digit rebounds three times (vs. FGCU, at Seton Hall, SC State)
- Is second on the team in scoring and steals and ranks third in rebounding
- Posted the team's first 20-point game of the season and her second career double-double with career-high 21 points and 11 rebounds (tying career high) against SC State (Dec. 21)
- Played a season-high 34 minutes against #1/1 Stanford (Dec. 19) due to her attacking offense
- Swiped five steals against Furman (Dec. 9) while leading offense with 16 points to tie her career high
- Posted first career double-double with 13-point, 11-rebound effort at Seton Hall (Dec. 2)
- Hit a pair of 3s against Drexel (Nov. 28), including one late in second half to help force overtime
- Named SEC Freshman of the Week after averaging 13.0 points and 6.3 rebounds over three-game span (13 at LA Tech, 10 vs. Savannah State, 16 vs. Clemson)
- Recorded first career double-digit scoring game at Louisiana Tech (Nov. 12)

5-9 • Freshman • Guard
Charlotte, N.C.
Providence Day

#25

Miscellaneous Stats

	2012-13 Games	Career Games	Career Record
Double-Double	2	2	2-0
20+ Points	1	1	1-0
10+ Points	7	7	7-0
10+ Rebounds	3	3	3-0
Tm-High Points	4	4	4-0
Tm-High Rebs.	3	3	3-0
Tm-High Assts.	2	2	2-0

Career Highs – All Games

Pts21 vs. SC State, 12/21/12
FG8 vs. Furman, 12/9/12
FGA13 2x, last vs Stanford 12/19/12
FG %667 (4-6) vs. Elon, 11/9/12
3FG2, 3x, last vs. SC State, 12/21/12
3FGA4 vs. Savannah St., 11/15/12
3FG %1.000 (2-2), 2x, last at Seton Hall, 12/2/12
FT9 vs. SC State, 12/21/12
FTA13 vs. SC State, 12/21/12
FT %1.000 (2-2) vs. FGCU, 11/23/12
Rebs	..11, 3x, last vs. SC State, 12/21/12
Off Rebs	..5, 2x, last vs. SC St., 12/21/12
Def Rebs	..8, 2x, last at Seton Hall, 12/2/12
Blks1 vs. Stanford 12/19/12
Stls5 vs. Furman 12/9/12
Assts4 vs. Savannah State, 11/15/12
Min34 vs. Stanford, 12/19/12

Career – SEC Games

Pts
FG
FGA
FG %
3FG
3FGA
3FG %
FT
FTA
FT %
Rebs
Off Rebs
Def Rebs
Blks
Stls
Assts
Min

Season Highs – All Games

Pts21 vs. SC State, 12/21
FG8 vs. Furman, 12/9
FGA13 2x, last vs Stanford 12/19
FG %667 (4-6) vs. Elon, 11/9
3FG2, 3x, last vs. SC State, 12/21
3FGA4 vs. Savannah St., 11/15
3FG %1.000 (2-2), 2x, last at Seton Hall, 12/2
FT9 vs. SC State, 12/21
FTA13 vs. SC State, 12/21
FT %1.000 (2-2) vs. FGCU, 11/23
Rebs11, 3x, last vs. SC State, 12/21
Off Rebs5, 2x, last vs. SC St., 12/21
Def Rebs8, 2x, last at Seton Hall, 12/2
Blks1 vs. Stanford 12/19
Stls5 vs. Furman 12/9
Assts4 vs. Savannah State, 11/15
Min34 vs. Stanford, 12/19

Season Highs – SEC Games

Pts
FG
FGA
FG %
3FG
3FGA
3FG %
FT
FTA
FT %
Rebs
Off Rebs
Def Rebs
Blks
Stls
Assts
Min

2012-13 Game-by-Game Stats

Date	Opponent	GS	MIN	FG-A	3FG-A	FT-A	Reb	PF	A	TO	B	S	TP
11/9	Elon	*	23	4-6	0-1	1-2	2	1	3	1	0	1	9
11/12	at LA Tech	*	25	5-11	0-2	3-4	8	2	0	2	0	0	13
11/15	Savannah State	*	25	4-11	1-4	1-3	5	1	4	0	0	1	10
11/18	Clemson	*	32	7-11	0-1	2-6	6	3	2	1	0	2	16
11/22	vs. Hampton	*	27	2-9	1-3	2-4	8	3	2	4	0	1	7
11/23	vs. Fla. Gulf Coast	*	28	3-7	0-0	2-2	11	1	3	3	0	1	8
11/24	vs. DePaul	*	29	1-5	0-0	4-8	6	1	0	4	0	2	6
11/28	Drexel	*	29	6-12	2-2	0-0	2	3	1	2	0	3	14
12/2	at Seton Hall	*	28	4-7	2-2	3-9	11	3	1	4	0	1	13
12/9	vs. Furman	*	29	8-13	0-1	0-2	4	1	1	2	0	5	16
12/19	Stanford	*	34	1-13	0-3	0-0	5	3	0	3	1	2	2
12/21	SC State	*	31	5-11	2-3	9-13	11	1	2	3	0	2	21
Totals		12	340	50-166	8-22	27-53	79	23	19	29	1	21	135
			28.3	.431	.364	.509	6.6	1.6				1.8	11.3



WILKA MONTOUT

- Has played in every game this season
- Has scored in double figures two times (at LA Tech, Furman)
- Swatted away a pair of shots against Furman (Dec. 9) while contributing 10 points to the offensive effort
- Grabbed five of her six rebounds against Savannah State (Nov. 15) on the offensive end, helping her to nine points
- Scored eight of her 10 points at Louisiana Tech (Nov. 12) during an 11-5 second-half run that put the game out of reach

#12

6-3 • Junior
Center
Cayenne, French Guiana
Northeastern Oklahoma A&M

Miscellaneous Stats

	2012-13 Games	Career Games	Career Record
Double-Double	0	0	0-0
10+ Points	2	2	2-0
10+ Rebounds	0	0	0-0
Tm-High Points	0	0	0-0
Tm-High Rebs.	0	0	0-0
Tm-High Assts.	0	0	0-0

Career Highs – All Games

Pts 12 at LA Tech, 11/12/12
FG 4, 3x, last vs. Furman, 12/9/12
FGA 13 vs. Savannah St., 11/15/12
FG %400 (4-10) at LA Tech, 11/12/12
3FG 1, 3x, last vs. Hampton, 11/22/12
3FGA 3 vs. Savannah St., 11/15/12
3FG %500 (1-2) at LA Tech, 11/15/12
FT 3 at LA Tech, 11/15/12
FTA 4, 2x, last at LA Tech, 11/15/12
FT % 1.000 (2-2), 2x, last vs. Furman, 12/9/12
Rebs 6 vs. Savannah St., 11/15/12
Off Rebs 5 vs. Savannah St., 11/15/12
Def Rebs 2, 2x, last vs. FGCU, 11/23/12
Blks 2 vs. Furman, 12/9/12
Stls 1, 3x, last vs. Hampton, 11/22/12
Assts 2 vs. Elon, 11/9/12
Min 24 vs. Savannah St., 11/15/12

Career – SEC Games

Pts
FG
FGA
FG %
3FG
3FGA
3FG %
FT
FTA
FT %
Rebs
Off Rebs
Def Rebs
Blks
Stls
Assts
Min

Season Highs – All Games

Pts 12 at LA Tech, 11/12
FG 4, 2x, last vs. Sav. St., 11/15
FGA 13 vs. Savannah St., 11/15
FG %400 (4-10) at LA Tech, 11/12
3FG 1, 3x, last vs. Hampton, 11/22
3FGA 3 vs. Savannah St., 11/15
3FG %500 (1-2) at LA Tech, 11/15
FT 3 at LA Tech, 11/15
FTA 4, 2x, last at LA Tech, 11/15
FT % 1.000 (2-2), 2x, last vs. Furman, 12/9/12
Rebs 6 vs. Savannah St., 11/15
Off Rebs 5 vs. Savannah St., 11/15
Def Rebs 2, 2x, last vs. FGCU, 11/23
Blks 2 vs. Furman, 12/9/12
Stls 1, 3x, last vs. Hampton, 11/22
Assts 2 vs. Elon, 11/9
Min 24 vs. Savannah St., 11/15

Season Highs – SEC Games

Pts
FG
FGA
FG %
3FG
3FGA
3FG %
FT
FTA
FT %
Rebs
Off Rebs
Def Rebs
Blks
Stls
Assts
Min

2012-13 Game-by-Game Stats

Date	Opponent	GS	MIN	FG-A	3FG-A	FT-A	Reb	PF	A	TO	B	S	TP
11/9	Elon	18	0-3	0-2	1-4	2	2	2	1	0	1	1	
11/12	at LA Tech	23	4-10	1-2	3-4	3	3	0	1	0	0	12	
11/15	Savannah State	24	4-13	1-3	0-0	6	2	0	2	1	0	9	
11/18	Clemson	18	1-6	0-2	2-2	1	3	1	1	0	1	4	
11/22	vs. Hampton	14	1-3	1-1	0-0	2	0	0	2	0	1	3	
11/23	vs. Fla. Gulf Coast	16	1-4	0-0	0-0	5	3	1	1	0	0	2	
11/24	vs. DePaul	6	1-2	0-0	0-0	1	1	0	1	1	0	2	
11/28	Drexel	3	0-1	0-1	0-0	0	0	0	0	0	0	0	
12/2	at Seton Hall	11	1-4	0-1	0-1	1	0	0	0	0	0	2	
12/9	vs. Furman	23	4-9	0-2	2-2	3	1	1	0	2	0	10	
12/19	Stanford	3	0-0	0-0	0-0	0	2	0	0	0	0	0	
12/21	SC State	16	0-3	0-2	2-2	1	0	0	2	0	0	2	
Totals		0	175	17-58	3-16	10-15	25	17	5	11	4	3	47
			14.6	.293	.188	.667	2.1						3.9



KhadijahSessions KHADIJAH SESSIONS KhadijahSessions

- Has played in every game this season
- Has led the team in assists once (Furman)
- Matched her season high with eight points against SC State (Dec. 21), shooting 6-of-8 from the free throw line
- Swiped a pair of steals at Seton Hall (Dec. 2)
- Hit her first career 3-pointer against Florida Gulf Coast (Nov. 23)
- Had a well-rounded game against Savannah State (Nov. 15) with four assists, three steals and six points
- Scored her eight points in just 10 minutes on the court against Elon (Nov. 9)

#5

**5-8 • Freshman
Guard
Myrtle Beach, S.C.
Myrtle Beach**

Miscellaneous Stats

	2012-13 Games	Career Games	Career Record
Double-Double	0	0	0-0
10+ Points	0	0	0-0
10+ Rebounds	0	0	0-0
Tm-High Points	0	0	0-0
Tm-High Rebs.	0	0	0-0
Tm-High Assts.	1	1	1-0

Career Highs – All Games

Pts 8, 2x, last vs. SC State, 12/21/12
FG 3, 2x, last vs. Savannah St., 11/15/12
FGA 8 vs. DePaul, 11/24/12
FG %750 (3-4) vs. Sav. St., 11/15/12
3FG 1, 2x, last vs. Drexel, 11/28/12
3FGA ... 3, 2x, last vs. Furman, 12/9/12
3FG %333 (1-3) vs. FGCU, 11/23/12
FT 6 vs. SC State, 12/21/12
FTA 8 vs. SC State, 12/21/12
FT %750 (6-8) vs. SC St., 12/21/12
Rebs 3 vs. Savannah State, 11/15/12
Off Rebs ... 2 vs. Savannah St., 11/15/12
Def Rebs 2 vs. Furman, 12/9/12
Blks 1 vs. Furman 12/9/12
Stls 3 vs. Savannah State, 11/15/12
Assts 4 vs. Savannah State, 11/15/12
Min 23 vs. Furman 12/9/12

Career – SEC Games

Pts
FG
FGA
FG %
3FG
3FGA
3FG %
FT
FTA
FT %
Rebs
Off Rebs
Def Rebs
Blks
Stls
Assts
Min

Season Highs – All Games

Pts 8, 2x, last vs. SC State, 12/21
FG 3, 2x, last vs. Savannah St., 11/15
FGA 8 vs. DePaul, 11/24
FG %750 (3-4) vs. Sav. St., 11/15
3FG 1, 2x, last vs. Drexel, 11/28
3FGA ... 3, 2x, last vs. Furman, 12/9/12
3FG %333 (1-3) vs. FGCU, 11/23
FT 6 vs. SC State, 12/21
FTA 8 vs. SC State, 12/21
FT %750 (6-8) vs. SC State, 12/21
Rebs 3 vs. Savannah State, 11/15
Off Rebs 2 vs. Savannah St., 11/15
Def Rebs 2 vs. Furman, 12/9/12
Blks 1 vs. Furman 12/9/12
Stls 3 vs. Savannah State, 11/15
Assts 4 vs. Savannah State, 11/15
Min 23 vs. Furman 12/9/12

Season Highs – SEC Games

Pts
FG
FGA
FG %
3FG
3FGA
3FG %
FT
FTA
FT %
Rebs
Off Rebs
Def Rebs
Blks
Stls
Assts
Min

2012-13 Game-by-Game Stats

Date	Opponent	GS	MIN	FG-A	3FG-A	FT-A	Reb	PF	A	TO	B	S	TP
11/9	Elon	10	3-7	0-1	2-3	0	1	0	1	0	0	8	
11/12	at LA Tech	8	1-1	0-0	1-2	1	0	1	1	0	1	3	
11/15	Savannah State	19	3-4	0-1	0-0	3	1	4	1	0	3	6	
11/18	Clemson	15	0-3	0-2	3-5	1	1	1	2	0	0	3	
11/22	vs. Hampton	9	1-2	0-0	0-0	1	0	1	3	0	0	2	
11/23	vs. Fla. Gulf Coast	21	2-5	1-3	0-0	1	2	2	1	0	1	5	
11/24	vs. DePaul	21	2-8	0-1	2-3	1	1	0	0	0	0	6	
11/28	Drexel	7	1-1	1-1	0-2	0	0	0	1	0	1	3	
12/2	at Seton Hall	15	1-5	0-2	1-3	1	0	1	0	0	2	3	
12/9	vs. Furman	23	2-5	0-3	3-4	2	1	2	1	1	1	7	
12/19	Stanford	9	0-1	0-1	0-0	0	1	0	0	0	0	0	
12/21	SC State	17	1-2	0-0	6-8	1	0	1	2	0	1	8	
Totals		0	174	17-44	2-15	18-30	12	8	13	13	1	10	54
			14.5	.386	.133	.600	1.0	1.1					4.5



IEASIA WALKER

- Named to the 2012 Preseason All-SEC Second Team
- Has started every game this season, 82 in her career
- Ranks fifth in the SEC in minutes played per game (31.1) and 10th in steals per game (2.3)
- Has led the team in scoring one time (DePaul)
- Has led the team in assists six times (Elon, at LA Tech, Savannah St., Clemson, Drexel, Stanford)
- Has led the team in rebounding one time (Clemson)
- Has scored in double figures five times (Elon, at LA Tech, Savannah St., vs. DePaul, Stanford)
- Has handed out five or more assists two times (at LA Tech, Savannah St.)
- Has swiped three more steals five times (Elon, Clemson, Furman, Stanford, SC State)
- Is third among active SEC players with 196 career steals and fifth among the group with 238 career assists
- Needs just four steals to become the 13th Gamecock to swipe 200 or more in a career
- Has swiped 15 steals over last three games (Furman, #1/1 Stanford, SC State)
- Tied her career high with six steals against SC State (Dec. 21)
- Scored 15 points against #1/1 Stanford (Dec. 19), including four in the final minute to keep chance of win alive, while handing out three assists and swiping four steals, one of which she turned into a layup that earned her the No. 9 spot on ESPN SportsCenter's Top 10
- Played 43 minutes against Drexel (Nov. 28), locking down the Dragons' top scorer for the final nine minutes of the game to finish off the comeback victory

**5-8 • Senior
Guard
Amityville, N.Y.
Copague**

#2

Miscellaneous Stats

	2012-13 Games	Career Games	Career Record		2012-13 Games	Career Games	Career Record
Dbl-Dbl	0	1	1-0	5+ Assists	2	15	12-3
30+ Points	0	1	1-0	5+ Steals	2	6	4-2
20+ Points	0	4	2-2	Tm-High Pts	1	21	11-10
10+ Points	5	48	29-19	Tm-High Rebs	1	9	6-3
10+ Rebs	0	1	1-0	Tm-High Assts	6	34	21-13

- Handed out a career-high eight assists at Louisiana Tech (Nov. 12), including five on the first seven baskets of the game

Career Highs – All Games

Pts 30 vs. Clemson, 11/18/10
 FG 13 vs. Clemson, 11/18/10
 FGA 23 vs. Tennessee, 1/20/11
 FG %750 (3-4), 2x, last vs. Sav. St. 11/15/12
 3FG 4 vs. Florida, 1/9/11
 3FGA 9, 2x, last vs. Penn St., 11/20/11
 3FG % 1.000 (2-2) vs. Clemson, 11/18/10
 FT 8, 2x, last at Alabama, 2/19/12
 FTA 14 vs. Ole Miss, 3/3/11
 FT % 1.000 (6-6) vs. Tenn., 2/17/11
 Rebs 11 at Ole Miss, 1/16/11
 Off Rebs 6 vs. Tennessee, 1/20/11
 Def Rebs 9 at Ole Miss, 1/16/11
 Blks 2, 6x, last vs. SC State, 12/21/12
 Stls 6, 2x, last vs. SC State, 12/21/12
 Assts 8 at LA Tech, 11/12/12
 Min 43, 2x, last vs. Drexel, 11/28/12

Career – SEC Games

Pts 24 vs. Tennessee, 1/20/11
 FG 10 vs. Tennessee, 1/20/11
 FGA 23 vs. Tennessee, 1/20/11
 FG %600 (3-5) vs. Kentucky, 1/14/10
 3FG 4 vs. Florida, 1/9/11
 3FGA 9 at Ole Miss, 1/16/11
 3FG % 1.000 (2-2) at Auburn, 2/4/10
 FT 8, 2x, last at Alabama, 2/19/12
 FTA 10, 3x, last at Alabama, 2/19/12
 FT % 1.000 (6-6) at Tennessee, 2/17/11
 Rebs 11 at Ole Miss, 1/16/11
 Off Rebs 6 vs. Tennessee, 1/20/11
 Def Rebs 9 at Ole Miss, 1/16/11
 Blks 2, 2x, last vs. Miss. St., 1/29/12
 Stls 5 vs. Alabama, 1/23/11
 Assts 7 vs. Mississippi State, 1/29/12
 Min 43 at Ole Miss, 1/16/11

Season Highs – All Games

Pts 15 vs. Stanford, 12/19
 FG 5 2x last vs. Stanford, 12/19
 FGA 15 vs. Stanford, 12/19
 FG %750 (3-4) vs. Sav. St., 11/15
 3FG 3, 2x, last vs. Sav. St., 11/15
 3FGA 6 at LA Tech, 11/12
 3FG %750 (3-4) vs. Sav. St., 11/15
 FT 5 vs. Clemson, 11/18
 FTA 5 vs. Clemson, 11/18
 FT % 1.000 (5-5) vs. Clemson, 11/18
 Rebs 8 vs. Clemson, 11/18
 Off Rebs 3 vs. Elon, 11/9
 Def Rebs 6 vs. Clemson, 11/18
 Blks 2 vs. SC State, 12/21
 Stls 6 vs. SC State, 12/21
 Assts 8 at LA Tech, 11/12
 Min 43 vs. Drexel, 11/28

Season Highs – SEC Games

Pts
 FG
 FGA
 FG %
 3FG
 3FGA
 3FG %
 FT
 FTA
 FT %
 Rebs
 Off Rebs
 Def Rebs
 Blks
 Stls
 Assts
 Min

2012-13 Game-by-Game Stats

Date	Opponent	GS	MIN	FG-A	3FG-A	FT-A	Reb	PF	A	TO	B	S	TP
11/9	Elon	*	24	5-12	0-3	3-3	4	1	4	1	0	3	13
11/12	at LA Tech	*	35	3-10	3-6	1-2	3	2	8	1	1	2	10
11/15	Savannah State	*	29	3-4	3-4	1-2	1	1	5	5	0	0	10
11/18	Clemson	*	31	2-7	0-4	5-5	8	1	4	5	0	4	9
11/22	vs. Hampton	*	34	2-7	2-5	0-4	2	1	1	5	0	0	6
11/23	vs. Fla. Gulf Coast	*	25	2-6	2-5	0-0	1	0	2	2	0	0	6
11/24	vs. DePaul	*	32	4-11	0-3	3-4	6	0	0	2	1	1	11
11/28	Drexel	*	43	1-10	1-4	3-4	2	2	2	2	1	2	6
12/2	at Seton Hall	*	36	2-7	2-5	0-3	3	2	1	4	1	1	6
12/9	vs. Furman	*	21	4-10	0-3	1-1	3	1	1	2	0	5	9
12/19	Stanford	*	35	5-15	2-5	3-4	3	4	3	0	0	4	15
12/21	SC State	*	28	0-3	0-1	0-0	1	3	3	5	2	6	0
Totals		12	373	33-102	15-48	20-32	37	18	34	33	6	28	101
			31.1	.324	.313	.625	3.1	2.8			2.3	8.4	



Aleighsa Welch

#24

6-0 • Sophomore
Forward
Goose Creek, S.C.
Goose Creek

Miscellaneous Stats

	2012-13 Games	Career Games	Career Record
Double-Double	6	6	6-0
10+ Points	9	19	16-3
10+ Rebounds	7	9	8-1
Tm-High Points	4	8	5-3
Tm-High Rebs.	5	21	18-3
Tm-High Assts.	1	1	1-0

- Has started every game this season
- Leads the SEC with six double-doubles (Savannah St., vs. Hampton, vs. FGCU, Drexel, at Seton Hall, SC State) – the first of her career
- Leads the SEC in overall rebounding and offensive rebounds per game (4.9), is 18th in scoring and ranks 15th in free throw percentage
- Has led the team in scoring four times (Savannah St., vs. Hampton, at Seton Hall, Stanford)
- Has led the team in rebounding five times (at LA Tech, Savannah St., vs. FGCU, Drexel, SC State)
- Has scored in double figures nine times (at LA Tech, Savannah St., vs. Hampton, vs. FGCU, Drexel, at Seton Hall, Furman, Stanford, SC State) – including the last five games straight
- Has pulled down double-digit rebounds seven times (Savannah St., vs. Hampton, vs. FGCU, vs. DePaul, Drexel, at Seton Hall)
- Tied her career high with eight offensive rebounds among her 14 against SC State (Dec. 21) while also adding 16 points for her sixth double-double of the season
- Scored 13 of her 17 points against #1/1 Stanford (Dec. 19) in the second half, including a free throw to tie the game with 1:14 left to play
- Snagged a career-high 15 rebounds against Drexel (Nov. 28), the second-most in the SEC this season
- Named Paradise Jam Most Outstanding Player after averaging 10.3 points and 9.3 rebounds to guide team to the Reef Division title
- Scored 10 of team's first 13 second-half points to pull away from Hampton (Nov. 22)
- Posted first career double-double with 13 points and 12 rebounds against Savannah State (Nov. 15)
- Was great on the inside at Louisiana Tech (Nov. 12), to finish with 14 points, eight rebounds, two blocks and two steals

Career Highs – All Games

Pts19 vs. Vanderbilt, 1/15/12
FG7 vs. Vanderbilt, 1/15/12
FGA11 at Seton Hall, 12/2/12
FG %... 1.000 (4-4) vs. Presby., 11/27/11
FT 10 at Xavier, 11/30/11
FTA 15 at Xavier, 11/30/11
FT %... 1.000 (3-3) vs. SC St., 12/14/11
Rebs15 vs. Drexel, 11/28/12
Off Rebs... 8, 3x, last vs. SC St., 12/21/12
Def Rebs... 8 vs. Savannah St., 11/15/12
Blks4 at NC State, 12/4/11
Stls3, 2x, last vs. Elon, 11/9/12
Assts2 vs. Furman, 12/11/11
Min42 vs. Drexel, 11/28/12

Career – SEC Games

Pts19 vs. Vanderbilt, 1/15/12
FG7 vs. Vanderbilt, 1/15/12
FGA 10, 2x, last at LSU, 1/12/12
FG %... 1.000 (3-3), 3x, last at Ark., 2/9/12
FT5, 2x, last at Vandy, 1/22/12
FTA7, 2x, last at Vanderbilt, 1/22/12
FT %... .833 (5-6) vs. Vanderbilt, 1/5/12
Rebs 10 vs. Alabama, 1/1/12
Off Rebs6 vs. Vanderbilt, 1/5/12
Def Rebs7 at Tennessee, 2/2/12
Blks2, 3x, last vs. Florida, 2/12/12
Stls2, 2x, last vs. Florida, 2/12/12
Assts1, 9x, last at Alabama, 2/19/12
Min 31 vs. Kentucky, 1/15/12

Season Highs – All Games

Pts17 vs. Stanford, 12/19
FG7 vs. Stanford, 12/19
FGA11 at Seton Hall, 12/2
FG %.. .857 (6-7), 2x, last vs. FGCU, 11/23
FT 6, 2x, last vs. SC State, 12/21
FTA9 vs. SC State, 12/21
FT % ... 1.000 (3-3) vs. Sav. St., 11/15
Rebs15 vs. Drexel, 11/28
Off Rebs... 8, 2x, last vs. SC St., 12/21
Def Rebs... 8 vs. Savannah St., 11/15
Blks 2 at LA Tech, 11/12
Stls3 vs. Elon, 11/9
Assts 2 vs. Stanford, 12/19
Min42 vs. Drexel, 11/28

Season Highs – SEC Games

Pts
FG
FGA
FG %
FT
FTA
FT %
Rebs
Off Rebs
Def Rebs
Blks
Stls
Assts
Min

2012-13 Game-by-Game Stats

Date	Opponent	GS	MIN	FG-A	3FG-A	FT-A	Reb	PF	A	TO	B	S	TP
11/9	Elon	*	25	4-6	0-0	1-2	9	1	1	2	0	3	9
11/12	at LA Tech	*	26	4-6	0-0	6-8	8	3	1	0	2	2	14
11/15	Savannah State	*	22	5-6	0-0	3-3	12	0	0	1	0	0	13
11/18	Clemson	*	25	2-4	0-0	3-5	6	2	0	3	1	1	7
11/22	vs. Hampton	*	31	6-7	0-0	4-6	11	0	1	7	0	1	16
11/23	vs. Fla. Gulf Coast	*	23	6-7	0-0	2-3	11	1	0	1	0	0	14
11/24	vs. DePaul	*	26	3-7	0-0	3-6	10	3	1	2	0	0	9
11/28	Drexel	*	42	5-7	1-1	1-3	15	1	0	2	0	0	12
12/2	at Seton Hall	*	32	5-11	0-0	4-4	10	1	0	2	0	1	14
12/9	vs. Furman	*	17	3-4	0-0	5-6	3	0	0	0	0	0	11
12/19	Stanford	*	34	7-10	0-0	3-6	5	3	2	0	0	0	17
12/21	SC State	*	26	5-6	0-0	6-9	14	0	0	2	0	1	16
Totals		12	329	55-81	1-1	41-61	114	15	6	23	3	9	152
			12.7	.679	1.000	.672	9.5						12.7



SANCHEON WHITE

- Has started every game this season
- Has led the team in rebounding once (at LA Tech)
- Has scored in double figures two times (vs. FGCU, vs. DePaul)
- Challenged for three offensive rebounds against #1/1 Stanford (Dec. 19) and scored a pull-up jumper to give team 44-42 lead with 2:33 left to play
- Hit tying 3-pointer to send Drexel game (Nov. 28) to overtime and blocked potential game-tying 3-point attempt in last 10 seconds of extra period
- Scored a career-high 11 points against Florida Gulf Coast (Nov. 23) and followed it with 10 points against DePaul the next day to help team win Paradise Jam Reef Division title

#20

5-10 • Senior
Guard
Hammond, Ind.
Central Arizona College

Miscellaneous Stats

	2012-13	Career	Career
	Games	Games	Record
Double-Double	0	0	0-0
10+ Points	2	4	4-0
10+ Rebounds	0	1	0-1
Tm-High Points	0	0	0-0
Tm-High Rebs.	1	4	2-2
Tm-High Assts.	2	4	4-0

Career Highs – All Games

Pts 11 vs. FGCU, 11/23/12
 FG 5, 2x, last, vs. DePaul, 11/24/12
 FGA 11 vs. FGCU, 11/23/12
 FG %800 (4-5) at Xavier, 11/30/11
 3FG 2 vs. Kentucky, 1/15/12
 3FGA 4 at Illinois, 11/11/11
 3FG % 1.000 (2-2) vs. Kentucky 1/15/12
 FT 4, 2x, last at Seton Hall, 12/2/12
 FTA 5 vs. Savannah St., 12/21/11
 FT % 1.000 (4-4) at Seton Hall, 12/2/12
 Rebs 13 at Auburn, 1/19/12
 Off Rebs 6 at Auburn, 1/19/12
 Def Rebs 7 at Auburn, 1/19/12
 Blks 4 vs. Drexel, 11/28/12
 Stls 3, 3x, last vs. Furman, 12/9/12
 Assts 3, 2x, last vs. Presby., 11/27/11
 Min 40 vs. Drexel, 11/28/12

Career – SEC Games

Pts 9, 2x, last vs. Kentucky, 1/15/12
 FG 4 vs. Alabama, 1/1/12
 FGA 9 at Auburn, 1/19/12
 FG % 1.000 (2-2) at Arkansas, 2/9/12
 3FG 2 vs. Kentucky, 1/15/12
 3FGA 2 vs. Kentucky, 1/15/12
 3FG % 1.000 (2-2) vs. Kentucky 1/15/12
 FT 2 vs. Vanderbilt, 1/5/12
 FTA 2 vs. Vanderbilt, 1/5/12
 FT % 1.000 (2-2) vs. Vandy, 1/5/12
 Rebs 13 at Auburn, 1/19/12
 Off Rebs 6 at Auburn, 1/19/12
 Def Rebs 7 at Auburn, 1/19/12
 Blks 2 vs. Alabama, 1/1/12
 Stls 2, 4x, last at Auburn, 1/19/12
 Assts 2 at Vanderbilt, 1/22/12
 Min 25 at Auburn, 1/19/12

Season Highs – All Games

Pts 11 vs. FGCU, 11/23
 FG 5, 2x, last vs. DePaul, 11/24
 FGA 11 vs. FGCU, 11/23
 FG %714 (5-7) vs. DePaul, 11/24
 3FG 1, 4x, last vs. SC State, 12/21
 3FGA 3 vs. SC State, 12/21
 3FG %500 (1-2), 2x, last vs. Drexel, 11/28
 FT 4 at Seton Hall, 12/2
 FTA 4 at Seton Hall, 12/2
 FT % 1.000 (4-4) at Seton Hall, 12/2
 Rebs 8 at LA Tech, 11/12
 Off Rebs 5 at LA Tech, 11/12
 Def Rebs 5 vs. Clemson, 11/18
 Blks 4 vs. Drexel, 11/28
 Stls 3, 2x, last vs. Furman, 12/9
 Assts 2, 5x, last vs. Furman, 12/9
 Min 40 vs. Drexel, 11/28

Season Highs – SEC Games

Pts
 FG
 FGA
 FG %
 3FG
 3FGA
 3FG %
 FT
 FTA
 FT %
 Rebs
 Off Rebs
 Def Rebs
 Blks
 Stls
 Assts
 Min

2012-13 Game-by-Game Stats

Date	Opponent	GS	MIN	FG-A	3FG-A	FT-A	Reb	PF	A	TO	B	S	TP
11/9	Elon	*	13	4-6	0-0	0-0	1	1	2	0	0	0	8
11/12	at LA Tech	*	33	2-7	0-1	0-0	8	2	2	1	1	2	4
11/15	Savannah State	*	20	3-7	1-2	2-2	4	2	1	0	0	0	9
11/18	Clemson	*	20	1-3	0-2	1-2	6	3	0	1	1	1	3
11/22	vs. Hampton	*	30	0-3	0-0	0-0	6	2	0	0	0	1	0
11/23	vs. Fla. Gulf Coast	*	29	5-11	1-1	0-1	5	0	2	2	0	3	11
11/24	vs. DePaul	*	35	5-7	0-1	0-1	5	2	0	1	0	1	10
11/28	Drexel	*	40	1-7	1-2	2-2	4	3	2	0	4	2	5
12/2	at Seton Hall	*	26	2-6	0-2	4-4	1	0	0	0	1	1	8
12/9	vs. Furman	*	23	1-6	0-1	0-0	2	1	2	0	2	3	2
12/19	Stanford	*	34	2-9	1-3	0-0	3	1	0	1	1	1	5
12/21	SC State	*	17	1-6	1-3	0-0	1	3	0	2	0	0	3
Totals			12	320	27-78	5-18	9-12	46	20	11	8	10	68
				26.7	.346	.278	.750	3.8				1.3	5.7



Official Basketball Box Score -- Game Totals -- Final Statistics
Elon vs South Carolina
 11/09/12 7 p.m. at Columbia, S.C./Colonial Life Arena



Elon 44 • 0-1

#	Player	Total		3-Ptr		Rebounds			PF	TP	A TO Blk Stl				Min
		FG-FGA	FG-FGA	FT-FTA	FT-FTA	Off Def Tot	Off Def Tot	Off Def Tot			A TO Blk Stl	A TO Blk Stl	A TO Blk Stl	A TO Blk Stl	
02	EVANS, Kelsey	f	2-7	0-0	4-4	1 2 3	3 8	0 1 1 1	26						
01	STEPHENSON, Zora	g	2-3	1-2	0-0	0 1 1	1 5	0 0 0 1	23						
11	FORD, Ali	g	3-6	1-3	1-2	0 1 1	3 8	2 8 0 1	30						
23	HARRIS, Kelsey	g	0-8	0-1	2-2	6 3 9	1 2	1 1 1 0	26						
24	COFFER, Sam	g	2-6	0-1	2-2	2 3 5	2 6	0 2 0 0	26						
05	REDMOND, Shon		5-13	0-0	0-1	2 3 5	4 10	1 7 0 1	22						
10	HUDSON, Lauren		0-0	0-0	0-0	0 0 0	0 0	0 0 0 0	3						
15	RAZOR, Nicole		0-1	0-0	0-0	0 0 0	0 0	0 1 0 0	2						
21	COCHRAN, Shannen		1-2	0-0	1-2	2 2 4	5 3	0 0 0 1	14						
22	FARMER, Jessica		1-3	0-0	0-0	1 1 2	3 2	0 2 1 2	20						
32	CARTER, Autumn		0-5	0-0	0-0	0 0 0	1 0	0 0 0 0	8						
Team						2 1 3									
Totals			16-54	2-7	10-13	16 17 33	23 44	4 22 3 7	200						
FG % 1st Half: 10-25		40.0%	2nd half: 6-29		20.7%	Game: 16-54		29.6%	Deadball Rebounds						
3FG % 1st Half: 1-2		50.0%	2nd half: 1-5		20.0%	Game: 2-7		28.6%							
FT % 1st Half: 4-4		100.0%	2nd half: 6-9		66.7%	Game: 10-13		76.9%							

South Carolina 77 • 1-0

#	Player	Total		3-Ptr		Rebounds			PF	TP	A TO Blk Stl				Min
		FG-FGA	FG-FGA	FT-FTA	FT-FTA	Off Def Tot	Off Def Tot	Off Def Tot			A TO Blk Stl	A TO Blk Stl	A TO Blk Stl	A TO Blk Stl	
21	BRUNER, Ashley	f	7-11	0-0	1-5	3 0 3	0 15	0 2 0 0	24						
24	WELCH, Aleighsa	f	4-6	0-0	1-2	5 4 9	1 9	1 2 0 3	25						
03	WALKER, Ieasia	g	5-12	0-3	3-3	3 1 4	1 13	4 1 0 3	24						
20	WHITE, Sancheon	g	4-6	0-0	0-0	0 1 1	1 8	2 0 0 0	13						
25	MITCHELL, Tiffany	g	4-6	0-1	1-2	0 2 2	1 9	3 1 0 1	23						
05	SESSIONS, Khadijah		3-7	0-1	2-3	0 0 0	1 8	0 1 0 0	10						
12	MONTOUT, Wilka		0-3	0-2	1-4	2 0 2	2 1	2 1 0 1	18						
15	DAVIS, Tiffany		2-4	0-1	2-2	1 2 3	1 6	3 2 0 5	20						
31	DOZIER, Asia		0-8	0-6	4-7	4 6 10	4 4	0 2 1 0	26						
33	IBIAM, Elem		2-7	0-0	0-2	6 5 11	0 4	0 3 2 1	17						
Team						5 3 8									
Totals			31-70	0-14	15-30	29 24 53	12 77	15 15 3 14	200						
FG % 1st Half: 17-30		56.7%	2nd half: 14-40		35.0%	Game: 31-70		44.3%	Deadball Rebounds						
3FG % 1st Half: 0-3		0.0%	2nd half: 0-11		0.0%	Game: 0-14		0.0%							
FT % 1st Half: 7-13		53.8%	2nd half: 8-17		47.1%	Game: 15-30		50.0%							

Officials: Kelly Johnson, Ed Sidlasky, Kim Thebo
 Technical fouls: Elon-None. South Carolina-None.
 Attendance: 2912

Score by periods	1st	2nd	Total
Elon	25	19	44
South Carolina	41	36	77

Last FG - ELON 2nd-05:13, SC 2nd-01:11.
 Largest lead - ELON None, SC by 33 2nd-01:11.

Score tied - 0 times.
 Lead changed - 0 times.

	In Paint	Off T/O	2nd Chance	Fast Break	Bench
Points ELON	18	11	5	8	15
SC	52	34	22	8	23



Official Basketball Box Score -- Game Totals -- Final Statistics
South Carolina vs Louisiana Tech
 11/12/12 7 p.m. at Thomas Assembly Center Ruston, La.



South Carolina 82 • 2-0, 0-0 SEC

#	Player	Total		3-Ptr		Rebounds			PF	TP	A TO Blk Stl				Min
		FG-FGA	FG-FGA	FT-FTA	FT-FTA	Off Def Tot	Off Def Tot	Off Def Tot			A TO Blk Stl	A TO Blk Stl	A TO Blk Stl	A TO Blk Stl	
02	WALKER, Ieasia	*	3-10	3-6	1-2	1 2 3	2 10	8 1 1 2	35						
20	WHITE, Sancheon	*	2-7	0-1	0-0	5 3 8	2 4	2 1 1 2	33						
21	BRUNER, Ashley	*	8-10	0-0	1-3	0 2 2	3 17	3 0 0 0	22						
24	WELCH, Aleighsa	*	4-6	0-0	6-8	4 4 8	3 14	1 0 2 2	26						
25	MITCHELL, Tiffany	*	5-11	0-2	3-4	2 6 8	2 13	0 2 0 0	25						
05	SESSIONS, Khadijah		1-1	0-0	1-2	1 0 1	0 3	1 1 0 1	8						
12	MONTOUT, Wilka		4-10	1-2	3-4	1 2 3	3 12	0 1 0 0	23						
15	DAVIS, Tiffany		1-1	1-1	1-2	0 1 1	0 4	0 0 0 0	6						
31	DOZIER, Asia		2-5	1-4	0-0	1 1 2	2 5	5 0 0 2	22						
Team						0 6 6		1							
Totals			30-61	6-16	16-25	15 27 42	17 82	20 7 4 9	200						
FG % 1st Half: 14-33		42.4%	2nd half: 16-28		57.1%	Game: 30-61		49.2%	Deadball Rebounds						
3FG % 1st Half: 4-9		44.4%	2nd half: 2-7		28.6%	Game: 6-16		37.5%							
FT % 1st Half: 8-12		66.7%	2nd half: 8-13		61.5%	Game: 16-25		64.0%							

Louisiana Tech 58 • 0-2, 0-0 WAC

#	Player	Total		3-Ptr		Rebounds			PF	TP	A TO Blk Stl				Min
		FG-FGA	FG-FGA	FT-FTA	FT-FTA	Off Def Tot	Off Def Tot	Off Def Tot			A TO Blk Stl	A TO Blk Stl	A TO Blk Stl	A TO Blk Stl	
01	Borum, Janay	*	2-6	0-0	0-0	0 1 1	2 4	5 4 0 1	20						
02	Frazier, Whitney	*	1-7	0-1	1-2	0 2 2	4 3	0 1 0 1	23						
04	Vucinic, Jelena	*	0-2	0-1	0-0	0 0 0	1 0	0 0 0 0	17						
10	Lewis, Brittany	*	3-5	1-1	3-4	2 3 5	0 10	0 0 0 0	21						
23	Perry, Lulu	*	6-14	2-7	2-4	0 2 2	0 16	3 2 0 0	38						
00	Hayes, Courtney		2-4	0-1	0-0	1 4 5	3 4	2 0 0 0	13						
03	Bryant, Jasmine		3-6	0-0	4-4	2 2 4	4 10	0 1 0 0	19						
15	Jefferson, Brittney		0-3	0-0	2-6	0 3 3	2 2	0 0 0 1	26						
21	Andrews, Kanedria		0-0	0-0	0-0	0 0 0	2 0	0 1 0 0	6						
30	Anderson, Tavasha		3-4	0-0	3-4	1 0 1	1 9	1 2 0 0	15						
33	Langston, Savanna		0-0	0-0	0-0	0 0 0	0 0	1 0 0 0	2						
Team						0 4 4		1							
Totals			20-51	3-11	15-24	6 21 27	19 58	12 12 0 3	200						
FG % 1st Half: 10-25		40.0%	2nd half: 10-26		38.5%	Game: 20-51		39.2%	Deadball Rebounds						
3FG % 1st Half: 1-4		25.0%	2nd half: 2-7		28.6%	Game: 3-11		27.3%							
FT % 1st Half: 6-10		60.0%	2nd half: 9-14		64.3%	Game: 15-24		62.5%							

Officials: Marlon Ramsey, John Fletcher, Kyle Bacon
 Technical fouls: South Carolina-None. Louisiana Tech-None.
 Attendance: 2160

Score by periods	1st	2nd	Total
South Carolina	40	42	82
Louisiana Tech	27	31	58

Last FG - SC 2nd-00:56, LATECH 2nd-01:14.
 Largest lead - SC by 24 2nd-00:56, LATECH by 1 1st-19:25.

Score tied - 2 times.
 Lead changed - 1 time.

	In Paint	Off T/O	2nd Chance	Fast Break	Bench
Points SC	38	16	22	2	24
LATECH	30	4	4	2	25



Official Basketball Box Score -- Game Totals -- Final Statistics
Savannah State vs South Carolina
 11/15/12 7 p.m. at Columbia, S.C./Colonial Life Arena



Savannah State 47 • 1-1

#	Player		Total		3-Ptr		Rebounds			PF	TP	A TO Blk Stl				Min
			FG-FGA	FG-FGA	FT-FTA	Off	Def	Tot	Off			Def	Tot			
14	HOGUE, Erin	f	3-9	0-0	3-7	3	4	7	2	9	1	1	0	1	32	
24	GREENE, Charmaine	f	1-3	0-0	0-0	2	1	3	3	2	0	1	1	1	14	
04	NORMAN, Jasmine	g	4-7	1-2	0-0	1	1	2	1	9	1	1	1	1	19	
23	KALU, Ezinne	g	4-13	0-1	2-5	1	2	3	3	10	3	3	0	1	37	
35	THOMAS, Andrietta	g	4-10	0-0	4-4	1	2	3	1	12	1	2	0	0	27	
05	UBA, Blessing		0-2	0-1	0-0	1	0	1	1	0	0	1	0	0	15	
11	CUK, Smiljana		0-0	0-0	0-0	0	1	1	0	0	0	0	0	0	4	
13	THOMAS, Jasmine		0-0	0-0	0-0	0	1	1	0	0	0	1	0	0	11	
15	WILLIAMS, Jerryshia		0-1	0-0	0-0	0	1	1	0	0	0	0	0	0	11	
21	KIRKLAND, Jasmine		0-0	0-0	0-0	0	1	1	0	0	0	1	0	1	7	
22	TAYLOR, Alexandria		2-2	1-1	0-0	0	0	0	2	5	2	1	2	0	9	
55	FRAZIER, Chantrell		0-3	0-0	0-0	0	0	0	0	0	0	0	1	1	14	
Team					2-5		1 2 3		13							
Totals			18-50		2-5		9-16		10-16 26		13		47		8 12 5 6 200	
FG % 1st Half: 7-24			29.2%		2nd half: 11-26		42.3%		Game: 18-56		36.0%		Deadball Rebounds 4			
3FG % 1st Half: 0-3			0.0%		2nd half: 2-2		100.0		Game: 2-5		40.0%					
FT % 1st Half: 6-10			60.0%		2nd half: 3-6		50.0%		Game: 9-16		56.3%					



Official Basketball Box Score -- Game Totals -- Final Statistics
Hampton vs South Carolina
11/22/12 2:15 p.m.AST at St. Thomas, U.S. Virgin Islands



Hampton 34 • 4-1

#	Player	Total		3-Ptr		Rebounds			PF	TP	A TO Blk Stl				Min
		FG-FGA	FG-FGA	FT-FTA	Off Def Tot	PF	TP	A TO Blk Stl							
13	AVANT, Keiara	f	1-9	0-1	6-6	2	1	3	4	8	0	3	0	1	35
21	BENNETT, Alyssa	f	5-20	1-4	2-6	1	7	8	3	13	0	6	0	2	40
33	WARD, Brielle	f	0-1	0-0	0-0	0	1	1	3	0	0	1	0	0	7
01	COLE, Kenia	g	0-1	0-0	2-2	0	4	4	1	0	2	1	0	3	26
02	HAMILTON, Nicole	g	2-15	0-5	2-2	1	2	3	2	6	3	3	1	3	40
11	PHILIPS, Ariel	g	1-1	0-0	0-0	0	1	1	2	2	0	1	0	2	16
15	JORDAN, Ryan	g	0-2	0-0	0-0	0	0	0	2	0	0	0	0	0	4
23	GUILFORD, JoNiquia	g	0-0	0-0	0-0	0	1	1	0	0	0	0	0	2	5
24	ALLEN, Olivia	g	2-6	1-2	0-0	0	2	2	2	5	0	0	0	0	14
25	BRUNSON, Delia	g	0-0	0-0	0-0	0	0	0	2	0	1	0	0	0	6
42	AUDAIN, Brascia	g	0-2	0-0	0-0	1	1	2	1	0	0	0	0	0	7
Team					5	2	7								
Totals			11-57	2-12	10-16	10	22	32	22	34	6	15	1	13	200

FG % 1st Half: 5-24 20.8% 2nd half: 6-33 18.2% Game: 11-57 19.3%
3FG % 1st Half: 1-4 25.0% 2nd half: 1-8 12.5% Game: 2-12 16.7%
FT % 1st Half: 2-4 50.0% 2nd half: 8-12 66.7% Game: 10-16 62.5%

South Carolina 45 • 5-0

#	Player	Total		3-Ptr		Rebounds			PF	TP	A TO Blk Stl				Min
		FG-FGA	FG-FGA	FT-FTA	Off Def Tot	PF	TP	A TO Blk Stl							
21	BRUNER, Ashley	f	2-6	0-0	1-9	4	8	12	2	5	2	5	0	1	28
24	WELCH, Aleighsa	f	6-7	0-0	4-6	6	5	11	0	16	1	7	0	1	31
25	MITCHELL, Tiffany	f	2-9	1-3	2-4	0	8	8	3	7	2	4	0	1	27
02	WALKER, Ieasia	g	2-7	2-5	0-0	0	2	2	1	6	1	5	0	0	34
20	WHITE, Sancheon	g	0-3	0-0	0-0	2	4	6	2	0	0	0	0	1	30
05	SESSIONS, Khadijah	g	1-2	0-0	0-0	0	1	1	0	2	1	3	0	0	9
12	MONTOUT, Wilka	g	1-3	1-1	0-0	1	1	2	0	3	0	2	0	1	14
33	DOZIER, Asia	g	1-8	1-4	2-2	0	3	3	3	5	0	2	0	0	19
31	IBIAM, Elem	g	0-1	0-0	1-2	0	5	5	1	1	0	0	1	0	8
Team					5	2	7								
Totals			15-46	5-13	10-27	18	39	57	12	45	7	29	1	5	200

FG % 1st Half: 7-27 25.9% 2nd half: 8-19 42.1% Game: 15-46 32.6%
3FG % 1st Half: 3-6 50.0% 2nd half: 2-7 28.6% Game: 5-13 38.5%
FT % 1st Half: 2-4 50.0% 2nd half: 8-23 34.8% Game: 10-27 37.0%

Score by periods				1st	2nd	Total				
Hampton				13	21	34				
South Carolina				19	26	45				

Last FG - HAM 2nd-01:40, SC 2nd-02:08.
Largest lead - HAM None, SC by 15 2nd-11:30.

Score tied - 0 times.
Lead changed - 0 times.

Deadball Rebounds 7

Points HAM 7 SC 11

In Paint 12 20 Off T/O 12 16 2nd Chance 4 15 Fast Break 6 8 Bench 7 11

Technical fouls: Hampton-None. South Carolina-None.

Attendance: 486

2012 Ezybonds Global Payments Paradise Jam Women's Basketball Tournament

Presented by Basketball Travelers

REEF DIVISION

Officials: Dee Kanter, Bryan Brunette, Geraldine Smith

Technical fouls: Hampton-None. South Carolina-None.

Attendance: 486

2012 Ezybonds Global Payments Paradise Jam Women's Basketball Tournament

Presented by Basketball Travelers

REEF DIVISION

Officials: Dee Kanter, Bryan Brunette, Geraldine Smith

Technical fouls: Hampton-None. South Carolina-None.

Attendance: 486

2012 Ezybonds Global Payments Paradise Jam Women's Basketball Tournament

Presented by Basketball Travelers

REEF DIVISION

Officials: Dee Kanter, Bryan Brunette, Geraldine Smith

Technical fouls: Hampton-None. South Carolina-None.

Attendance: 486

2012 Ezybonds Global Payments Paradise Jam Women's Basketball Tournament

Presented by Basketball Travelers

REEF DIVISION

Officials: Dee Kanter, Bryan Brunette, Geraldine Smith

Technical fouls: Hampton-None. South Carolina-None.

Attendance: 486

2012 Ezybonds Global Payments Paradise Jam Women's Basketball Tournament

Presented by Basketball Travelers

REEF DIVISION

Officials: Dee Kanter, Bryan Brunette, Geraldine Smith

Technical fouls: Hampton-None. South Carolina-None.

Attendance: 486

2012 Ezybonds Global Payments Paradise Jam Women's Basketball Tournament

Presented by Basketball Travelers

REEF DIVISION

Officials: Dee Kanter, Bryan Brunette, Geraldine Smith

Technical fouls: Hampton-None. South Carolina-None.

Attendance: 486

2012 Ezybonds Global Payments Paradise Jam Women's Basketball Tournament

Presented by Basketball Travelers

REEF DIVISION

Officials: Dee Kanter, Bryan Brunette, Geraldine Smith

Technical fouls: Hampton-None. South Carolina-None.

Attendance: 486

2012 Ezybonds Global Payments Paradise Jam Women's Basketball Tournament

Presented by Basketball Travelers

REEF DIVISION

Officials: Dee Kanter, Bryan Brunette, Geraldine Smith

Technical fouls: Hampton-None. South Carolina-None.

Attendance: 486

2012 Ezybonds Global Payments Paradise Jam Women's Basketball Tournament

Presented by Basketball Travelers

REEF DIVISION

Officials: Dee Kanter, Bryan Brunette, Geraldine Smith

Technical fouls: Hampton-None. South Carolina-None.

Attendance: 486

2012 Ezybonds Global Payments Paradise Jam Women's Basketball Tournament

Presented by Basketball Travelers

REEF DIVISION

Officials: Dee Kanter, Bryan Brunette, Geraldine Smith

Technical fouls: Hampton-None. South Carolina-None.

Attendance: 486

2012 Ezybonds Global Payments Paradise Jam Women's Basketball Tournament

Presented by Basketball Travelers

REEF DIVISION

Officials: Dee Kanter, Bryan Brunette, Geraldine Smith

Technical fouls: Hampton-None. South Carolina-None.

Attendance: 486

2012 Ezybonds Global Payments Paradise Jam Women's Basketball Tournament

Presented by Basketball Travelers

REEF DIVISION

Officials: Dee Kanter, Bryan Brunette, Geraldine Smith

Technical fouls: Hampton-None. South Carolina-None.

Attendance: 486

2012 Ezybonds Global Payments Paradise Jam Women's Basketball Tournament

Presented by Basketball Travelers

REEF DIVISION

Officials: Dee Kanter, Bryan Brunette, Geraldine Smith

Technical fouls: Hampton-None. South Carolina-None.

Attendance: 486

2012 Ezybonds Global Payments Paradise Jam Women's Basketball Tournament

Presented by Basketball Travelers

REEF DIVISION

Officials: Dee Kanter, Bryan Brunette, Geraldine Smith

Technical fouls: Hampton-None. South Carolina-None.

Attendance: 486

2012 Ezybonds Global Payments Paradise Jam Women's Basketball Tournament

Presented by Basketball Travelers

REEF DIVISION

Officials: Dee Kanter, Bryan Brunette, Geraldine Smith

Technical fouls: Hampton-None. South Carolina-None.

Attendance: 486

2012 Ezybonds Global Payments Paradise Jam Women's Basketball Tournament

Presented by Basketball Travelers

REEF DIVISION

Officials: Dee Kanter, Bryan Brunette, Geraldine Smith

Technical fouls: Hampton-None. South Carolina-None.

Attendance: 486

2012 Ezybonds Global Payments Paradise Jam Women's Basketball Tournament

Presented by Basketball Travelers

REEF DIVISION

Officials: Dee Kanter, Bryan Brunette, Geraldine Smith

Technical fouls: Hampton-None. South Carolina-None.

Attendance: 486

2012 Ezybonds Global Payments Paradise Jam Women's Basketball Tournament

Presented by Basketball Travelers

REEF DIVISION

Officials: Dee Kanter, Bryan Brunette, Geraldine Smith

Technical fouls: Hampton-None. South Carolina-None.

Attendance: 486

2012 Ezybonds Global Payments Paradise Jam Women's Basketball Tournament

Presented by Basketball Travelers

REEF DIVISION

Officials: Dee Kanter, Bryan Brunette, Geraldine Smith

Technical fouls: Hampton-None. South Carolina-None.

Attendance: 486

2012 Ezybonds Global Payments Paradise Jam Women's Basketball Tournament

Presented by Basketball Travelers

REEF DIVISION

Officials: Dee Kanter, Bryan Brunette, Geraldine Smith

Technical fouls: Hampton-None. South Carolina-None.

Attendance: 486

2012 Ezybonds Global Payments Paradise Jam Women's Basketball Tournament

Presented by Basketball Travelers

REEF DIVISION

Officials: Dee Kanter, Bryan Brunette, Geraldine Smith

Technical fouls: Hampton-None. South Carolina-None.

Attendance: 486

2012 Ezybonds Global Payments Paradise Jam Women's Basketball Tournament

Presented by Basketball Travelers

REEF DIVISION

Officials: Dee Kanter, Bryan Brunette, Geraldine Smith

Technical fouls: Hampton-None. South Carolina-None.

Attendance: 486

2012 Ezybonds Global Payments Paradise Jam Women's Basketball Tournament

Presented by Basketball Travelers

REEF DIVISION

Officials: Dee Kanter, Bryan Brunette, Geraldine Smith

Technical fouls: Hampton-None. South Carolina-None.

Attendance: 486

2012 Ezybonds Global Payments Paradise Jam Women's Basketball Tournament

Presented by Basketball Travelers

REEF DIVISION

Officials: Dee Kanter, Bryan Brunette, Geraldine Smith

Technical fouls: Hampton-None. South Carolina-None.

Attendance: 486

2012 Ezybonds Global Payments Paradise Jam Women's Basketball Tournament

Presented by Basketball Travelers

REEF DIVISION

Officials: Dee Kanter, Bryan Brunette, Geraldine Smith

Technical fouls: Hampton-None. South Carolina-None.

Attendance: 486

2012 Ezybonds Global Payments Paradise Jam Women's Basketball Tournament

Presented by Basketball Travelers

REEF DIVISION

Officials: Dee Kanter, Bryan Brunette, Geraldine Smith

Technical fouls: Hampton-None. South Carolina-None.

Attendance: 486

2012 Ezybonds Global Payments Paradise Jam Women's Basketball Tournament

Presented by Basketball Travelers

REEF DIVISION

Officials: Dee Kanter, Bryan Brunette, Geraldine Smith

Technical fouls: Hampton-None. South Carolina-None.

Attendance: 486

2012 Ezybonds Global Payments Paradise Jam Women's Basketball Tournament

Presented by Basketball Travelers

REEF DIVISION

Officials



Official Basketball Box Score -- Game Totals -- Final Statistics
#-/24 South Carolina vs Seton Hall
 12/2/12 2:00 PM at South Orange, N.J. (Walsh Gymnasium)



#-/24 South Carolina 55 • 9-0

#	Player	Total		3-Ptr		Rebounds			PF	TP	A TO Blk Stl				Min
		FG-FGA	FG-FGA	FT-FTA	FT-FTA	Off Def Tot	PF	TP							
21	BRUNER, Ashley	f	4-8	0-1	1-4	3 4 7	1	9	2	3	0	5	30		
24	WELCH, Aleighsa	f	5-11	0-0	4-4	7 3 10	1	14	0	2	0	1	32		
02	WALKER, Ieasia	g	2-7	2-5	0-3	1 2 3	2	6	1	4	1	1	36		
20	WHITE, Sancheon	g	2-6	0-2	4-4	1 0 1	0	8	0	0	1	1	26		
25	MITCHELL, Tiffany	g	4-7	2-2	3-9	3 8 11	3	13	1	4	0	1	28		
05	SESSIONS, Khadijah		1-5	0-2	1-3	1 0 1	0	3	1	0	0	2	15		
12	MONTOUT, Wilka		1-4	0-1	0-1	1 0 1	0	2	0	0	0	0	11		
31	DOZIER, Asia		0-1	0-0	0-0	0 1 1	0	0	0	0	0	0	10		
33	IBIAM, Elem		0-4	0-0	0-0	0 1 1	1	0	0	0	1	0	12		
Team						0 2 2					1				
Totals			19-53	4-13	13-28	17 21 38	8	55	5	14	3	11	200		

FG % 1st Half: 10-31 32.3% 2nd half: 9-22 40.9% Game: 19-53 35.8% Deadball Rebounds 9,2
 3FG % 1st Half: 1-7 14.3% 2nd half: 3-6 50.0% Game: 4-13 30.8%
 FT % 1st Half: 3-9 33.3% 2nd half: 10-19 52.6% Game: 13-28 46.4%

Seton Hall 42 • 3-5

#	Player	Total		3-Ptr		Rebounds			PF	TP	A TO Blk Stl				Min
		FG-FGA	FG-FGA	FT-FTA	FT-FTA	Off Def Tot	PF	TP							
13	MASEKO, Alexandra	f	4-6	0-0	0-0	0 0 0	4	8	1	2	0	1	22		
44	JOHNSON, Janee	f	3-8	0-0	0-0	2 7 9	2	6	0	2	2	1	35		
02	MORRIS, Brittany	g	4-11	2-4	0-0	0 5 5	3	10	2	2	0	1	38		
05	BROWN, Alexis	g	3-5	0-0	1-2	0 1 1	5	7	3	5	0	3	28		
11	SIMMONS, Ka-Deidre	g	3-7	1-1	0-0	0 1 1	1	7	5	4	0	4	39		
01	RICHARDSON-SMITH,		0-4	0-1	0-0	0 1 1	0	0	0	1	2	0	8		
03	EKEDIGWE, Chizoba		0-1	0-0	0-0	1 1 2	5	0	0	2	1	0	10		
15	WEBB, Brittany		0-0	0-0	0-0	0 1 1	2	0	0	1	0	1	5		
22	GREEN, Terry		1-3	1-2	0-0	0 3 3	1	3	0	0	0	0	9		
55	JONES, Breanna		0-0	0-0	1-2	0 0 0	0	1	0	0	0	0	6		
Team						0 3 3					1				
Totals			18-45	4-8	2-4	3 23 26	23	42	11	20	5	11	200		

FG % 1st Half: 10-21 47.6% 2nd half: 8-24 33.3% Game: 18-45 40.0% Deadball Rebounds 3
 3FG % 1st Half: 1-2 50.0% 2nd half: 3-6 50.0% Game: 4-8 50.0%
 FT % 1st Half: 1-2 50.0% 2nd half: 1-2 50.0% Game: 2-4 50.0%

Officials: Denise Brooks, Amy Bonner, Ed Sidlasky
 Technical fouls: #-/24 South Carolina-None. Seton Hall-TEAM.
 Attendance: 432
 Unsporting Technical Foul on SHU HC Anne Donovan with 9:01 remaining in 2nd half.

Score by periods	1st	2nd	Total
#-/24 South Carolina	24	31	55
Seton Hall	22	20	42

Last FG - SC 2nd-00:31, SHU 2nd-01:07.
 Largest lead - SC by 16 2nd-04:04, SHU by 6 1st-05:14.
 Score tied - 2 times.
 Lead changed - 5 times.



Official Basketball Box Score -- Game Totals -- Final Statistics
#1/1 Stanford vs #21/17 South Carolina
 12/19/12 7:40 p.m. at Columbia, S.C./Colonial Life Arena



#1/1 Stanford 53 • 10-0

#	Player	Total		3-Ptr		Rebounds			PF	TP	A TO Blk Stl				Min
		FG-FGA	FG-FGA	FT-FTA	FT-FTA	Off Def Tot	PF	TP							
03	Ruef, Mikaela	f	2-3	0-0	0-0	0 6 6	3	4	0	1	0	0	22		
13	Ogwumike, Chiney	f	8-16	0-0	5-7	2 13 15	3	21	0	4	4	0	40		
44	Tinkle, Joslyn	g	0-1	0-0	0-0	1 6 7	3	0	1	2	7	1	36		
01	Kokenis, Toni	g	4-13	0-1	7-7	0 1 1	14	15	0	3	0	1	35		
33	Orange, Amber	g	5-11	0-0	1-1	1 3 4	1	11	3	7	0	2	37		
04	Greenfield, Taylor		0-1	0-1	0-0	0 0 0	0	0	0	0	0	0	11		
23	Camp, Jasmine		0-0	0-0	0-0	0 0 0	0	0	0	1	0	0	3		
25	Payne, Erica		0-0	0-0	0-0	0 0 0	0	0	0	0	0	0	3		
41	Samuelson, Bonnie		0-2	0-2	2-2	1 2 3	1	2	0	0	0	0	13		
Team						4 2 6									
Totals			19-47	0-4	15-17	9 33 42	15	53	4	18	11	4	200		

FG % 1st Half: 9-23 39.1% 2nd half: 10-24 41.7% Game: 19-47 40.4% Deadball Rebounds 1,1
 3FG % 1st Half: 0-3 0.0% 2nd half: 0-1 0.0% Game: 0-4 0.0%
 FT % 1st Half: 6-8 75.0% 2nd half: 9-9 100.0% Game: 15-17 88.2%

#21/17 South Carolina 49 • 10-1

#	Player	Total		3-Ptr		Rebounds			PF	TP	A TO Blk Stl				Min
		FG-FGA	FG-FGA	FT-FTA	FT-FTA	Off Def Tot	PF	TP							
21	BRUNER, Ashley	f	1-9	0-0	3-4	2 6 8	3	5	1	2	0	2	35		
24	WELCH, Aleighsa	f	7-10	0-0	3-6	1 4 5	3	17	2	0	0	0	34		
02	WALKER, Ieasia	g	5-15	2-5	3-4	1 2 3	4	15	3	0	0	4	35		
20	WHITE, Sancheon	g	2-9	1-3	0-0	3 0 3	1	5	0	1	1	1	34		
25	MITCHELL, Tiffany	g	1-13	0-3	0-0	2 3 5	3	2	0	3	1	2	34		
05	SESSIONS, Khadijah		0-1	0-1	0-0	0 0 0	1	0	0	0	0	0	9		
12	MONTOUT, Wilka		0-0	0-0	0-0	0 0 0	2	0	0	0	0	0	3		
31	DOZIER, Asia		2-4	1-3	0-0	0 0 0	1	5	0	0	0	0	8		
33	IBIAM, Elem		0-2	0-0	0-0	2 1 3	1	0	0	1	0	1	8		
Team						2 2 4									
Totals			18-63	4-15	9-14	13 18 31	19	49	6	7	2	10	200		

FG % 1st Half: 8-33 24.2% 2nd half: 10-30 33.3% Game: 18-63 28.6% Deadball Rebounds 3,2
 3FG % 1st Half: 1-4 25.0% 2nd half: 3-11 27.3% Game: 4-15 26.7%
 FT % 1st Half: 2-3 66.7% 2nd half: 7-11 63.6% Game: 9-14 64.3%

Officials: Lisa Mattingly, Tina Napier, Michael Price
 Technical fouls: #1/1 Stanford-None. #21/17 South Carolina-None.
 Attendance: 8118

Score by periods	1st	2nd	Total
#1/1 Stanford	24	29	53
#21/17 South Carolina	19	30	49

Last FG - STAN 2nd-00:53, SC 2nd-00:03.
 Largest lead - STAN by 7 1st-09:15, SC by 2 2nd-04:32.
 Score tied - 5 times.
 Lead changed - 6 times.



Official Basketball Box Score -- Game Totals -- Final Statistics
Furman vs #-/21 South Carolina
 12/9/12 3 p.m. at Columbia, S.C./Colonial Life Arena



Furman 35 • 3-5

#	Player	Total		3-Ptr		Rebounds			PF	TP	A TO Blk Stl				Min
		FG-FGA	FG-FGA	FT-FTA	FT-FTA	Off Def Tot	PF	TP							
21	WILKINS, Holli	f	1-6	0-0	2-2	0 2 2	4	4	0	3	0	0	27		
33	GRISWOLD, Teshia	f	2-9	1-5	4-4	2 2 4	0	9	1	0	0	0	38		
03	NORWOOD, Erica	g	2-10	0-1	0-0	0 4 4	4	4	1	6	0	0	24		
15	BRYAN, Savonia	g	0-2	0-0	0-0	0 4 4	2	0	0	2	0	0	20		
31	HODGES, Brittany	g	3-6	0-0	4-4	3 4 7	4	10	0	3	1	0	38		
11	REIMER, Courtney		0-0	0-0	0-0	0 0 0	0	0	0	0	1	0	2		
12	ELLIS, Kelsey		0-1	0-0	0-0	0 1 1	0	0	0	0	0	0	9		
14	MURPHY, Kaitlin		2-7	1-2	0-0	1 1 2	1	5	0	5	0	0	21		
20	THOMPSON, Raegan		1-4	1-2	0-0	0 1 1	0	3	0	1	0	0	12		
23	PETERSON, Alexis		0-1	0-0	0-0	1 2 3	0	0	0	2	0	0	7		
42	GOODWIN, Shianne		0-0	0-0	0-0	0 0 0	0	0	0	0	0	0	2		
Team						2 3 5					2				
Totals			11-46	3-10	10-10	9 24 33	15	35	2	24	2	0	200		

FG % 1st Half: 5-22 22.7% 2nd half: 6-24 25.0% Game: 11-46 23.9% Deadball Rebounds 0
 3FG % 1st Half: 0-3 0.0% 2nd half: 3-7 42.9% Game: 3-10 30.0%
 FT % 1st Half: 10-10 100.0 2nd half: 0-0 0.0% Game: 10-10 100.0

#-/21 South Carolina 69 • 10-0

PT 1st half: 10-10 100-0 2nd half: 0-0 0-0 Game: 10-10 100-0																
#-21 South Carolina 69 - 10-0																
##	Player		Total		3-Ptr		Rebounds			PF	TP	A TO Blk Stl				Min
			FG-FGA	FG-FGA	FT-FTA	Off	Def	Tot								
21	BRUNER, Ashley	f	1-6	0-0	0-0	4	1	5	2	2	1	2	2	1	21	
24	WELCH, Aleighsa	f	3-4	0-0	5-6	2	1	3	0	11	0	1	0	0	17	
02	WALKER, Ieasia	g	4-10	0-3	1-1	1	2	3	1	9	1	1	0	5	21	
20	WHITE, Sancheon	g	1-6	0-1	0-0	1	1	2	1	2	2	0	2	3	23	
25	MITCHELL, Tiffany	g	8-13	0-1	0-2	2	2	4	1	16	1	2	0	5	29	
05	SESSIONS, Khadijah		2-5	0-3	3-4	0	2	2	1	7	2	1	1	1	23	
12	MONTOUT, Wilka		4-9	0-2	2-2	2	1	3	1	10	1	0	2	0	23	
31	DOZIER, Asia		1-5	1-5	1-2	0	2	2	2	4	0	0	1	0	21	
33	IBIAM, Elem		4-8	0-0	0-2	3	6	9	2	8	1	1	1	0	22	



2012-13 South Carolina Basketball

South Carolina Points-Rebounds-Assists (as of Dec 21, 2012)

All games



Opponent	Date	Score	02	05	12	15	20	21	24	25	31	33
ELON	11/09/12	77-44	w	13-4-4	8-0-0	1-2-2	6-3-3	8-1-2	15-3-0	17-2-3	9-2-3	4-10-0
at LATECH	11/12/12	82-58	w	10-3-8	3-1-1	12-3-0	4-1-0	4-8-2	14-8-1	13-8-0	5-2-5	DNP
SSU	11/15/12	78-47	w	10-1-5	6-3-4	9-6-0	2-0-1	9-4-1	8-12-1	13-12-0	10-5-4	11-3-2
CU	11/18/12	64-43	w	9-8-4	3-1-1	4-1-1	DNP	3-6-0	16-8-0	7-6-0	16-6-2	0-5-1
vs HAM	11/22/12	45-34	w	6-2-1	2-1-1	3-2-0	DNP	0-6-0	5-12-2	16-11-1	7-8-2	5-3-0
vs FGCU	11/23/12	65-46	w	6-1-2	5-1-2	2-5-1	DNP	11-5-2	15-4-1	14-11-0	8-11-3	2-1-1
vs DPU	11/24/12	55-46	w	11-6-0	6-1-0	2-1-0	DNP	10-5-0	11-12-0	9-10-1	6-6-0	0-1-0
DREXEL	11/28/12	58-55	w	6-2-2	3-0-0	0-0-0	DNP	5-4-2	12-8-2	12-15-0	14-2-1	3-1-1
at SHU	12/2/12	55-42	w	6-3-1	3-1-1	2-1-0	DNP	8-1-0	9-7-2	14-10-0	13-11-1	0-1-0
FUR	12/9/12	69-35	w	9-3-1	7-2-2	10-3-1	DNP	2-2-2	2-5-1	11-3-0	16-4-1	4-2-0
STAN	12/19/12	49-53	L	15-3-3	0-0-0	0-0-0	DNP	5-3-0	5-8-1	17-5-2	2-5-0	5-0-0
SCSU	12/21/12	65-45	w	0-1-3	8-1-1	2-1-0	DNP	3-1-0	1-8-4	16-14-0	21-11-2	3-4-3



2012-13 South Carolina Basketball

South Carolina Team Game-by-Game Comparison (as of Dec 21, 2012)

All games



Opponent	1st	2nd	Score	Mar	Total FG	FG Pct	3-Pointers	3FG Pct	Free Throws	FT Pct	Rebounds	Assist	T/Over	Block	Steal	Fouls	
ELON	41/25	36/19	77-44	+33	31-70/16-54	.443/.296	0-14/2-7	.000/.286	15-30/10-13	.500/.769	53/33	+20	15/4	15/22	3/3	14/7	12/23
Louisiana Tech	40/27	42/31	82-58	+24	30-61/20-51	.492/.392	6-16/3-11	.375/.273	16-25/15-24	.640/.625	42/27	+15	20/12	7/12	4/0	9/3	17/19
SAVANNAH STATE	40/20	38/27	78-47	+31	31-67/18-50	.463/.360	9-25/2-5	.360/.400	7-13/9-16	.538/.563	50/26	+24	18/8	12/12	1/5	4/6	14/13
CLEMSON	31/18	33/25	64-43	+21	21-53/11-46	.396/.239	0-14/1-10	.000/.100	22-35/20-24	.629/.833	46/28	+18	9/6	21/20	2/7	13/10	19/30
Hampton	19/13	26/21	45-34	+11	15-46/11-57	.326/.193	5-13/2-12	.385/.167	10-27/10-16	.370/.625	57/32	+25	7/6	29/15	1/1	5/13	12/22
Florida Gulf Coast	32/26	33/20	65-46	+19	27-61/16-44	.443/.364	4-15/7-29	.267/.241	7-13/7-11	.538/.636	46/20	+26	12/9	15/16	0/2	6/6	14/19
DePaul	22/21	33/25	55-46	+9	21-51/19-64	.412/.297	0-6/4-18	.000/.222	13-29/4-6	.448/.667	47/31	+16	1/12	14/11	3/0	5/6	10/21
DREXEL	22/36	33/19	58-55	+3	21-62/22-52	.339/.423	7-17/7-12	.412/.583	9-20/4-6	.450/.667	38/37	+1	8/12	10/17	7/7	13/4	9/15
Seton Hall	24/22	31/20	55-42	+13	19-53/18-45	.358/.400	4-13/4-8	.308/.500	13-28/2-4	.464/.500	38/26	+12	5/11	14/20	3/5	11/11	8/23
FURMAN	37/20	32/15	69-35	+34	28-66/11-46	.424/.239	1-15/3-10	.067/.300	12-19/10-10	.632/1000	40/33	+7	9/2	8/24	9/2	15/0	11/15
#1/1 STANFORD	19/24	30/29	49-53	(4)	18-63/19-47	.286/.404	4-15/0-4	.267/.000	9-14/15-17	.643/.882	31/42	(11)	6/4	7/18	2/11	10/4	19/15
SC STATE	33/21	32/24	65-45	+20	17-50/15-49	.340/.306	4-18/1-11	.222/.091	27-44/14-18	.614/.778	46/30	+16	13/9	20/22	5/6	12/11	11/33

Note: Game totals are displayed in the format TEAM/OPPONENT for each category



2012-13 South Carolina Basketball
South Carolina Game-by-Game Highs (as of Dec 21, 2012)
All games



Opponent	Date	Score	Points	Rebounds	Assists	Steals	Blocked shots
ELON	11/09/12	77-44	15-BRUNER, Ashley	11-IBIAM, Elem	4-WALKER, leasia	5-DAVIS, Tiffany	2-IBIAM, Elem
at Louisiana Tech	11/12/12	82-58	17-BRUNER, Ashley	8-WELCH, Aleighsa MITCHELL, Tiffany WHITE, Sancheon	8-WALKER, leasia	2-WHITE, Sancheon WALKER, leasia WELCH, Aleighsa DOZIER, Asia	2-WELCH, Aleighsa
SAVANNAH STATE	11/15/12	78-47	13-WELCH, Aleighsa	12-BRUNER, Ashley WELCH, Aleighsa	5-WALKER, leasia	3-SESSIONS, Khadij	1-MONTOUT, Wilka
CLEMSON	11/18/12	64-43	16-MITCHELL, Tiffany BRUNER, Ashley	8-BRUNER, Ashley WALKER, leasia	4-WALKER, leasia	4-WALKER, leasia	1-WELCH, Aleighsa WHITE, Sancheon
vs Hampton	11/22/12	45-34	16-WELCH, Aleighsa	12-BRUNER, Ashley	2-MITCHELL, Tiffany BRUNER, Ashley	1-MONTOUT, Wilka WELCH, Aleighsa MITCHELL, Tiffany WHITE, Sancheon BRUNER, Ashley	1-IBIAM, Elem
vs Florida Gulf Coast	11/23/12	65-46	15-BRUNER, Ashley	11-WELCH, Aleighsa MITCHELL, Tiffany	3-MITCHELL, Tiffany	3-WHITE, Sancheon	None
vs DePaul	11/24/12	55-46	11-BRUNER, Ashley WALKER, leasia	12-BRUNER, Ashley	1-WELCH, Aleighsa	2-MITCHELL, Tiffany	1-WALKER, leasia BRUNER, Ashley MONTOUT, Wilka
DREXEL	11/28/12	58-55	14-MITCHELL, Tiffany	15-WELCH, Aleighsa	2-WHITE, Sancheon BRUNER, Ashley WALKER, leasia	4-BRUNER, Ashley	4-WHITE, Sancheon
at Seton Hall	12/2/12	55-42	14-WELCH, Aleighsa	11-MITCHELL, Tiffany	2-BRUNER, Ashley	5-BRUNER, Ashley	1-IBIAM, Elem WALKER, leasia WHITE, Sancheon
FURMAN	12/9/12	69-35	16-MITCHELL, Tiffany	9-IBIAM, Elem	2-SESSIONS, Khadij WHITE, Sancheon	5-MITCHELL, Tiffany WALKER, leasia	2-WHITE, Sancheon MONTOUT, Wilka BRUNER, Ashley
#1/1 STANFORD	12/19/12	49-53	17-WELCH, Aleighsa	8-BRUNER, Ashley	3-WALKER, leasia	4-WALKER, leasia	1-WHITE, Sancheon MITCHELL, Tiffany
SC STATE	12/21/12	65-45	21-MITCHELL, Tiffany	14-WELCH, Aleighsa	4-BRUNER, Ashley	6-WALKER, leasia	2-BRUNER, Ashley WALKER, leasia



2012-13 South Carolina Basketball
South Carolina Combined Team Statistics (as of Dec 21, 2012)
All games



RECORD:	OVERALL	HOME	AWAY	NEUTRAL
ALL GAMES	11-1	6-1	2-0	3-0
CONFERENCE	0-0	0-0	0-0	0-0
NON-CONFERENCE	11-1	6-1	2-0	3-0

##	Player	gp-gs	min	avg	Total	3-Point			F-Throw		Rebounds				pf	dq	a	to	blk	stl	pts	avg
					fg-fga	fg%	3fg-fga	3fg%	ft-fa	ft%	off	def	tot	avg								
24	WELCH, Aleighsa	12-12	329	27.4	55-81	.679	1-1	1.000	41-61	.672	59	55	114	9.5	15	0	6	23	3	9	152	12.7
25	MITCHELL, Tiffany	12-12	340	28.3	50-116	.431	8-22	.364	27-53	.509	25	54	79	6.6	23	0	19	29	1	21	135	11.3
21	BRUNER, Ashley	12-12	335	27.9	50-112	.446	0-2	.000	16-58	.276	43	46	89	7.4	19	0	17	30	7	19	116	9.7
02	WALKER, leasia	12-12	373	31.1	33-102	.324	15-48	.313	20-32	.625	14	23	37	3.1	18	0	34	33	6	28	101	8.4
20	WHITE, Sancheon	12-12	320	26.7	27-78	.346	5-18	.278	9-12	.750	21	25	46	3.8	20	0	11	8	10	15	68	5.7
05	SESSIONS, Khadijah	12-0	174	14.5	17-44	.386	2-15	.133	18-30	.600	7	5	12	1.0	8	0	13	13	1	10	54	4.5
15	DAVIS, Tiffany	3-0	40	13.3	4-8	.500	1-4	.250	3-4	.750	1	3	4	1.3	2	0	4	2	0	5	12	4.0
12	MONTOUT, Wilka	12-0	175	14.6	17-58	.293	3-16	.188	10-15	.667	16	9	25	2.1	17	0	5	11	4	3	47	3.9
33	IBIAM, Elem	10-0	136	13.6	13-35	.371	0-0	.000	9-19	.474	15	24	39	3.9	12	0	1	6	6	2	35	3.5
31	DOZIER, Asia	12-0	203	16.9	13-69	.188	9-55	.164	7-13	.538	11	22	33	2.8	22	1	13	10	2	5	42	3.5
Team											23	33	56					7				
Total.....		12	2425		279-703	.397	44-181	.243	160-297	.539	235	299	534	44.5	156	1	123	172	40	117	762	63.5
Opponents.....		12	2425		196-605	.324	36-137	.263	120-165	.727	114	251	365	30.4	248	12	95	209	49	81	548	45.7

TEAM STATISTICS	SC	OPP	Date	Opponent	Score	Att.
SCORING	762	548	11/09/12	ELON	w 77-44	2912
Points per game	63.5	45.7	11/12/12	at Louisiana Tech	w 82-58	2160
Scoring margin	+17.8	-	11/15/12	SAVANNAH STATE	w 78-47	2480
FIELD GOALS-ATT	279-703	196-605	11/18/12	CLEMSON	w 64-43	4893
Field goal pct	.397	.324	< 11/22/12	vs Hampton	w 45-34	424
3 POINT FG-ATT	44-181	36-137	< 11/23/12	vs Florida Gulf Coast	w 65-46	486
3-point FG pct	.243	.263	< 11/24/12	vs DePaul	w 55-46	427
3-pt FG made per game	3.7	3.0	11/28/12	DREXEL	Wot 58-55	2675
FREE THROWS-ATT	160-297	120-165	12/2/12	at Seton Hall	w 55-42	432
Free throw pct	.539	.727	12/9/12	FURMAN	w 69-35	2618
F-Throws made per game	13.3	10.0	12/19/12	#1/1 STANFORD	L 49-53	8118
REBOUNDS	534	365	12/21/12	SC STATE	w 65-45	3874
Rebounds per game	44.5	30.4	< = U.S. Virgin Islands Paradise Jam (St. Thomas, USVI)			
Rebounding margin	+14.1	-	* = SEC Game			
ASSISTS	123	95	^ = SEC Tournament (Duluth, Ga.)			
Assists per game	10.3	7.9				
TURNOVERS	172	209				
Turnovers per game	14.3	17.4				
Turnover margin	+3.1	-				
Assist/turnover ratio	0.7	0.5				
STEALS	117	81				
Steals per game	9.8	6.8				
BLOCKS	40	49				
Blocks per game	3.3	4.1				
ATTENDANCE	27570	3929				
Home games-Avg/Game	7-3939	2-1296				
Neutral site-Avg/Game	-	3-446				

Score by Periods	1st	2nd	OT	Totals
South Carolina	360	399	3	762
Opponents	273	275	0	548