

SOUTH CAROLINA WOMEN'S BASKETBALL



Be the change.



2014 NCAA Tournament

March 23/25 • Seattle, Wash. • Alaska Airlines Arena (10,000)



Game Information

Date: Sunday, March 23, 2014, 2:30 p.m. (PT)
TV: ESPN (Dave Fleming and Sean Farnham)
Radio: 107.5 The Game, 1320 AM The Fan (Brad Muller); GamecocksOnline.com
Live Video: ESPN3
Live Stats: GamecocksOnline.com

South Carolina Gamecocks 27-4, 14-2 SEC

Ranking: 8/8 (AP/Coaches)
Head Coach: Dawn Staley
Record at SC: 119-70 (6th)
Career Rec.: 291-150 (14th)
vs. CSUN: 0-0



vs.



Cal State Northridge Matadors 18-14, 12-4 Big West

Ranking: -/
Head Coach: Jason Flowers
Record at CSUN: 55-70 (4th)
Career Rec.: 55-70 (4th)
vs. SC: 0-0

Mitchell, 15.2 ... Pts Guay, 16.3
 Coates, 8.0 Rebs.. Mahlknecht, 7.3

2013-14 Schedule

Nov. 8	Charleston Southern	W, 99-29
Nov. 10	Louisiana Tech	W, 68-45
Nov. 14	C. of Charleston (FSSO)	W, 81-54
Nov. 17	Seton Hall	W, 88-67
Nov. 20	at Clemson	W, 68-43
Nov. 23	at San Diego State	W, 88-54
Nov. 25	at Southern Cal (Pac-12)	W, 70-50
Dec. 2	NC Central (FSSO)	W, 79-27
Dec. 8	at Charlotte	W, 76-61
<i>Carolinas Challenge</i>		
Dec. 18	vs. #14/13 North Carolina	L, 66-74
Dec. 20	Winthrop	W, 69-61
Dec. 22	SC State (FSSO)	W, 70-26
Dec. 28	Savannah State (FSSO)	W, 82-40
Jan. 2	at Arkansas*	W, 55-51
Jan. 5	Vanderbilt* (ESPNU)	W, 76-66
Jan. 9	#9/10 Kentucky*	W, 68-59
Jan. 12	at Auburn* (SPSO)	W, 72-66
Jan. 16	at #25/21 Texas A&M* (FSW)	L, 65-67 (ot)
Jan. 19	Alabama*	W, 77-51
Jan. 26	at #16/19 Vanderbilt* (ESPN2)	W, 61-57
Jan. 30	Mississippi*	W, 99-70
Feb. 2	Missouri*	W, 78-62
Feb. 6	at Mississippi State*	W, 71-64
Feb. 9	Arkansas* (SECTV)	W, 67-49
Feb. 16	at #19/17 LSU* (ESPN2)	W, 73-57
Feb. 20	at #15/15 Kentucky* (SPSO)	W, 81-58
Feb. 23	Florida* (SPSO)	W, 69-55
Feb. 27	Georgia*	W, 67-56
Mar. 2	at #10/9 Tennessee* (ESPNU)	L, 61-73
<i>SEC Tournament</i>		
Mar. 7	Georgia (SPSO)	W, 67-48
Mar. 8	#12/13 Kentucky (ESPNU)	L, 58-68
<i>NCAA Tournament</i>		
Mar. 23	Cal State Northridge (ESPN)	5:30 p.m.

South Carolina Notables

- South Carolina earned the program's first NCAA Tournament No. 1 seed, exceeding the previous best seed of No. 3 in the 2002 event. The Gamecocks are in their third-straight NCAA Tournament the program's longest stretch of appearances since the four-year stint 1988-91.
- The Gamecocks won their first SEC regular-season championship this season, adding women's basketball to the seven other program's to claim SEC titles since joining the league in 1991-92. It is the program's sixth regular-season conference title in women's basketball, but the first in the SEC. The Gamecocks exceeded all expectations with the title as the coaches predicted a fifth-place finish for them and the media rated them seventh in their preseason poll.
- South Carolina ranks among the nation's most efficient offenses, shooting 48.2 percent from the field, and stingiest defenses, yielding just 55.0 points per game. The Gamecocks do a bulk of their work inside, scoring 51.1 percent of their points in the paint and ranking second in the nation with 7.3 blocked shots per game.
- The Gamecocks claimed four of the SEC's six individual postseason awards from the coaches, including the program's first SEC Player of the Year, Freshman of the Year (coaches) and 6th Player of the Year honors. Dawn Staley earned her first

Tale of the Tape

CSUN	SC
18-14	Overall Record..... 27-4
12-4	Conference Record..... 14-2
8-7	Home Record..... 16-0
8-7	Away Record 10-2
2-0	Neutral Record..... 1-2
68.5	Points Per Game..... 73.2
66.6	Opp. Points Per Game..... 55.0
.396	Field Goal %age..... .482
.383	Opp. Field Goal %age344
.327	3-Pt. Field Goal %age346
.339	Opp. 3-Pt. Field Goal %age..... .286
.689	Free Throw %age..... .668
11.1	FTs Made Per Game..... 18.0
15.2	Assists Per Game 14.7
+0.6	Turnover Margin -1.5
41.3	Rebounds Per Game..... 40.7
+0.4	Rebounding Margin..... +8.9
7.8	Steals Per Game 6.1
4.0	Blocked Shots Per Game..... 7.3













SEC Coach of the Year award while Tiffany Mitchell became just the second sophomore in SEC history to earn Player of the Year honors and Alaina Coates became the league's first Freshman of the Year to also earn another "of the Year" recognition.

- South Carolina had two players on the coaches' All-SEC First Team for just the second time in school history (2002) with Aleighsa Welch and Mitchell on the list. With Coates earning second-team honors, this is the third-straight season in which three Gamecocks have earned all-conference recognition.
- Junior center Elem Ibiam and Mitchell captured All-Defensive Team spots, making the Gamecocks the only team with a representative on all four of the teams named (1st, 2nd, All-Defensive, All-Freshman).

A Look Inside...

Game Notes.....	1-12
Season Statistics	13-28
Student-Athlete Profiles	29-44
NCAA Tournament History	45-48
News Clippings	49-76

2013-14 South Carolina Media Roster

0		<p>India Farmer 6-0 • Freshman • Forward • N. Myrtle Beach, S.C.</p> <p>PPG 0.4 RPG 0.4 APG 0.0 FG% .286 FT% —</p>	<p>LAST GAME: 1 reb vs. Kentucky NOTABLE: Has played in 16 games ... Hit a 3 against Alabama for first SEC pts ... First career points and rebounds against NC Central ... Named Toast of the Coast Player of the Year by <i>The Sun News</i>, earned all-state honors as a senior.</p>	<p>Career Highs Pts: 3, 2x, last vs. Ala., 1/19/14 Reb: 3 vs. NC Central 12/2/13 A: — S: — Min: 11 vs. NC Central 12/2/13</p>
2		<p>Olivia Gaines 5-7 • Junior • Guard • Chester, S.C.</p> <p>PPG 2.2 RPG 1.4 APG 1.1 FG% .500 FT% .750</p>	<p>LAST GAME: 2 assts, 1 stl vs. Kentucky NOTABLE: Great spark and rebounding off bench at UK ... Aggressive defender ... Named 2013 Junior/Community College Player of the Year by WBCA ... Helped team to 2013 NJCAA Division II national title.</p>	<p>Career Highs Pts: 7 vs. Savannah St., 12/28/13 Reb: 5 vs. NC Central 12/2/13 A: 5 vs. Char. Sthrn., 11/8/13 S: 3 vs. Char. Sthrn., 11/8/13 Min: 23 vs. Alabama, 1/19/14</p>
5		<p>Khadijah Sessions 5-8 • Sophomore • Guard • Myrtle Beach, S.C. <i>kub-DEE-zhub SESH-uns</i></p> <p>PPG 7.3 RPG 1.5 APG 2.7 FG% .388 FT% .703</p>	<p>LAST GAME: 2 pts, 4 rebs vs. Kentucky NOTABLE: Assist leader 7x ... has 8 10+ scoring games and 5 games of 5+ assists ... 3-of-3 from 3 at UK ... Hit two FTs in final seconds at Vandy and MSU ... Voted a team captain.</p>	<p>Career Highs Pts: 19 vs. Auburn, 2/3/13 Reb: 5 at Florida, 1/20/13 A: 6, 2x, vs. Missouri, 2/2/14 S: 4, 3x, vs. Missouri, 2/2/14 Min: 37 at USC, 11/25/13</p>
12		<p>Wilka Montout 6-3 • Senior • Forward • Cayenne, French Guiana <i>WIL-kub mawn-TOO</i></p> <p>PPG 1.6 RPG 1.7 APG 0.2 FG% .354 FT% .316</p>	<p>LAST GAME: 2 pts vs. Kentucky NOTABLE: Drew first career start on Senior Day ... Solid play at Vandy during foul trouble for starters ... Hit pair of 3s against Alabama ... Career-high 8 rebs vs CoFC ... Rangy forward who can stretch defenses with her shooting touch.</p>	<p>Career Highs Pts: 12 vs. LA Tech, 11/12/12 Reb: 8 vs. CoFC, 11/14/13 B: 2, 3x, vs. Georgia, 2/27/14 S: 1, 4x, vs. CSU, 11/8/13 Min: 24 vs. Sav. State, 11/15/12</p>
15		<p>Tiffany Davis 5-7 • R-Freshman • Guard • Houston, Texas</p> <p>PPG 2.6 RPG 0.9 APG 1.0 FG% .400 FT% .731</p>	<p>LAST GAME: 2 pts, 1 asst vs. Kentucky NOTABLE: Career-high 11 pts vs. Ole Miss in just 16 min off bench ... Learning how to get team organized on both ends and spot up for open shots on offense ... Good shooter ... Fully recovered from knee surgery last fall.</p>	<p>Career Highs Pts: 11 vs. Ole Miss, 1/30/14 Reb: 6 at Arkansas, 1/2/14 A: 3, 4x, vs. SC.St., 12/22/13 S: 5 vs. Elon, 11/9/12 Min: 30 at Arkansas, 1/2/14</p>
21		<p>LeAnna Morrison 5-5 • R-Sophomore • Guard • Monck's Corner, S.C.</p> <p>PPG 0.7 RPG 0.5 APG 0.1 FG% .308 FT% .600</p>	<p>LAST GAME: 2 pts vs. Kentucky NOTABLE: Has played in 21 games ... Hit first career field goal against NC Central ... Ran track for two seasons at Charlotte ... Named 2011 All-Lowcountry Female Athlete of the Year by <i>The Post & Courier</i>.</p>	<p>Career Highs Pts: 3 vs. NC Central 12/2/13 Reb: 2, 2x, vs. Sav. St., 12/28/13 A: 1, 3x, at San Diego St., 11/23/13 S: 1 vs. Seton Hall, 11/17/13 Min: 12 vs. NC Central 12/2/13</p>
23		<p>Tina Roy 5-11 • R-Sophomore • Guard • Kaplan, La.</p> <p>PPG 3.7 RPG 2.1 APG 1.5 FG% .297 FT% .609</p>	<p>LAST GAME: 5 pts, 2 rebs vs. Kentucky NOTABLE: Avg. 6.5 pts on 45.5% shooting in SEC Tournament ... Great all-around game at Miss. St., contributing in every way ... Key to 1st-half run vs. Kentucky, 11 points in opening 20 min ... Fully recovered from knee surgery in Aug. 2012.</p>	<p>Career Highs Pts: 15 vs. Presby, 11/27/11 Reb: 8 at Miss. State, 2/6/14 A: 7 vs. Char. Sthrn., 11/8/13 S: 3 at Charlotte 11/27/11 Min: 31 vs. Vandy, 1/5/14</p>
24		<p>Aleighsa Welch 6-0 • Junior • Forward • Goose Creek, S.C. <i>uh-LEE-sub Welch</i></p> <p>PPG 13.7 RPG 7.5 APG 2.0 FG% .572 FT% .600</p>	<p>LAST GAME: 12 pts, 5 rebs, 3 assts vs. Kentucky NOTABLE: 1st-Team All-SEC ... Ranks 14th in nation, 2nd in SEC in FG%age ... 17th in SEC in ppg, 9th in rpg, 9th in blks (1.4), 5th in off. rebs (3.0) ... 8 dbl-dbls ... CoSIDA Acad. All-District ... Team captain.</p>	<p>Career Highs Pts: 23 vs. N. Carolina, 12/18/13 Reb: 17 vs. CoFC, 11/14/13 A: 5 vs. Savannah St., 12/28/13 S: 3, 4x, at Charlotte, 12/8/13 Min: 43 at Texas A&M, 1/16/14</p>
25		<p>Tiffany Mitchell 5-9 • Sophomore • Guard • Charlotte, N.C.</p> <p>PPG 15.2 RPG 5.5 APG 3.5 FG% .508 FT% .788</p>	<p>LAST GM: 11 pts, 4 rebs, 3 assts vs. Kentucky NOTABLE: SEC POY, All-Def. Team ... Scored 10+ pts 28 times – 5 20-pt games ... 11th in SEC in ppg, 6th in steals (1.9), 7th in FT%age, 10th in assts ... Wooden Final Ballot and Wade Trophy and Dawn Staley Award Watch Lists.</p>	<p>Career Highs Pts: 25 at USC, 11/25/13 Reb: 11, 5x, at Arkansas, 1/2/14 A: 9 at San Diego St., 11/23/13 S: 6 at Auburn, 1/12/14 Min: 39 vs. Kentucky, 1/9/14</p>
31		<p>Asia Dozier 6-0 • Sophomore • Guard/Forward • Columbia, S.C. <i>Asia DOE-zhur</i></p> <p>PPG 6.0 RPG 2.8 APG 2.7 FG% .342 FT% .595</p>	<p>LAST GAME: 2 rebs, 2 assts vs. Kentucky NOTABLE: Scored in double figures 7 times ... Team-high assists 9 times, including 7 SEC games ... Key to 1st half lead at Vandy while three other starters out with foul trouble ... Avg. 3.0 assists in SEC play to rank 13th in league.</p>	<p>Career Highs Pts: 16, 2x, last at SDSU, 11/23/13 Reb: 10 vs. Elon, 11/9/12 A: 6, 2x, vs. Georgia, 3/7/14 S: 2, 5x, at Charlotte, 12/8/13 Min: 40 at Arkansas, 1/2/14</p>
33		<p>Elem Ibiam 6-4 • Junior • Center • Fayetteville, Ga. <i>ELL-um IB-ee-um</i></p> <p>PPG 9.8 RPG 6.3 BPG 2.6 FG% .553 FT% .653</p>	<p>LAST GAME: 16 pts, 6 rebs, 4 blks vs. Kentucky NOTABLE: All-Def. Team ... Leads SEC and is 20th in nation in blocks ... Netted 10+ pts 17 times and blocked 3+ shots 16 times ... 10+ pts in 8 of last 13 games ... School season record 84 blocks, sixth in career rankings ... Team captain.</p>	<p>Career Highs Pts: 19, 2x, at Charlotte, 12/8/13 Reb: 12 at Texas A&M, 1/16/14 B: 7 at Mississippi State, 2/6/14 S: 2, 4x, vs. UNC, 12/18/13 Min: 34 at Texas A&M, 1/16/14</p>
41		<p>Alaina Coates 6-4 • Freshman • Center • Irmo, S.C. <i>uh-LAY-nub COATS</i></p> <p>PPG 12.0 RPG 8.0 BPG 2.1 FG% .629 FT% .656</p>	<p>LAST GAME: 6 pts, 9 rebs, 2 blks vs. Kentucky NOTABLE: SEC FOY, Co-6th POY, 2nd-Team All-SEC ... 8 double-doubles, 5 20-pt gms ... Only fr. to rank among both SEC's top 25 ppg and 20 rpg ... In SEC, 6th in rpg, 24th in ppg, 3rd in blks ... SEC-record 5x Fr. of Week.</p>	<p>Career Highs Pts: 24, 2x, vs. Ole Miss, 1/30/14 Reb: 17 vs. Kentucky, 1/9/14 B: 5, 2x, vs. Florida, 2/23/14 S: 3 at LSU, 2/16/14 Min: 28 vs. Vanderbilt, 1/5/14</p>

Starter

Reserve

Quick Facts

The University

Location: Columbia, S.C.
Founded: 1801
Enrollment: 31,288
Colors: Garnet (PMS 202C) and Black
Nickname: Gamecocks
Conference: Southeastern
President: Dr. Harris Pastides
Athletics Director: Ray Tanner
Facility: Colonial Life Arena (18,000)

Coaching Staff

Head Coach: Dawn Staley
Alma Mater: Virginia, 1992
Overall Record: 291-150 (14th season)
School Record: 119-70 (6th season)
Assoc. Head Coach (Alma Mater):
 Lisa Boyer (Ithaca, 1972)
Assistant Coaches (Alma Mater):
 Nikki McCray (Tennessee, 1995)
 Darius Taylor (Michigan, 2000)

Team Information

2012-13 Record: 25-8
 Home: 13-3 Away: 7-3 Neutral: 5-2
SEC Record (Finish): 11-5 (T-4th)
 Home: 6-2 Away: 5-3
Letterwinners Returning/Lost: 6/3
Starters Returning/Lost: 2/3

Program History

First Year of Women's Basketball: 1974-75
All-Time Record: 699-499 (40th season)
All-Time SEC Record: 116-199 (23rd season)
NCAA Appearances (Last): 10 (2013)
NCAA Tournament Record: 11-10
Last NCAA Result: L, 69-75, Kansas, Boulder, Colo., 3/25/13, Second Round
WNIT Appearances (Last): 4 (2011)
WNIT Record: 3-4

Media Relations

Women's Basketball Contact: Diana Koval
Office: 803.777.7977
Cell: 314.369.6050
Email: dkoval@mailbox.sc.edu
Press Row Phone: 803.777.6182
Athletics Department on the Web
Website: GamecocksOnline.com
Twitter: @GamecocksOnline
Instagram: @GamecocksOnline
Facebook: Facebook.com/GamecocksOnline
YouTube: YouTube.com/GamecocksOnline
Women's Basketball on Twitter
Team: @GamecockWBB
Head Coach: @DawnStaley

Current Gamecock Streaks

	Total	Home	Road	Neut.
Overall	L1	W19	L1	L1
SEC	L1	W10	L1	—
Non-Conference	L1	W10	W7	L1
Ranked Teams	L2	W1	L1	L5

A South Carolina Win Would...

- Be the Gamecocks' fifth straight in an NCAA Tournament first-round game (2002, 2003, 2012, 2013)
- Be the Gamecocks' 700th win in school history.

By the Numbers

- 1 Double-double needed by center Alaina Coates to tie the Gamecock freshman record for double-doubles in a season (9 by Kelsey Bone in 2008-09)
- 5 SEC Freshman of the Week selections for center Alaina Coates, the most ever by a Gamecock and tying the SEC record of five by LSU's Danielle Ballard (2013) and Georgia's Jasmine James (2010)
- 5 Different Gamecocks who have been the team's high scorer in a game this season – Alaina Coates, Asia Dozier, Elem Ibiam, Tiffany Mitchell and Aleighsa Welch
- 6 Gamecocks who have posted (or tied for) a team high in assists at least once this season – Mitchell, Dozier, Sessions, Welch, Roy, Gaines
- 8 Different Gamecocks who have scored in double figures at least once this season – Welch, Mitchell, Coates, Ibiam, Sessions, Dozier, Roy, Davis
- 12 Gamecocks all-time to record 1,000 points while also amassing at least 650 rebounds after the newest member, Aleighsa Welch, recorded her 1,000th point in the first 4:00 of the win at Kentucky (Feb. 20)
- 13 Weeks this season that South Carolina has been ranked among the AP top 10, including four among the top five
- 13 Rebounds needed by Aleighsa Welch to become the 15th Gamecock all-time to pull down at least 700 in her career, only five of which reached the mark in fewer than four seasons
- 13 Individual 20-point games this season by the Gamecocks – five each by Alaina Coates and Tiffany Mitchell and three by Aleighsa Welch
- 13 Games this season in which sophomore guard Tiffany Mitchell has had a hand in at least one-third of the offense (points plus assists) – highlighted by helping to deliver 52.2 percent of the Gamecocks' 69 points against Winthrop (Dec. 20) – during which the Gamecocks are 12-1
- 14 Games in which South Carolina has shot at least 50.0 percent from the field this season – including two games over 60.0 percent (Charleston Southern, Ole Miss) – after reaching the mark just 12 times in the previous five seasons under Staley
- 51.1 Percent of South Carolina's points this season scored in the paint (1,160 of 2,269), highlighted by scoring at least 50.0 percent of points in the paint in 16 games this season, including seven of at least 60.0 percent (Chas. Starn., 70.7%; at USC, 60.0%; UK, 61.8%; at Vandy, 75.4%; at UT, 75.4%; vs. UGA, 68.7%, 69.0% vs. UK)
- 57.6 Percent of South Carolina's field goals this season that have been assisted – the highest percentage of the Staley era
- 64 Blocked shots by center Alaina Coates this season, setting a new Gamecock freshman record and second in school history
- 76.5 Percent field goal shooting by junior center Elem Ibiam in the SEC Tournament, scoring a team-best 14.0 points per game
- 82 Blocks by junior center Elem Ibiam this season, resetting the school single-season record previously held by Lakesha Tolliver (60 in 2006-07) – her 129 career blocks rank are sixth (record is 177 by Tolliver)
- 225 Blocks by South Carolina this season, a new school record by 26 blocks (199 in 2006-07)
- 2,842 Driving miles between Columbia, S.C., and Seattle, Wash.

Possible Second Round Opponents



Middle Tennessee
29-4, 15-1 C-USA
Head Coach: Rick Insell
Rec. at MT: 128-66 (9th)
Career Rec.: 128-66 (9th)
MT vs. SC: MT leads 2-1



Oregon State
(23-10, 13-5 Pac-12)
Head Coach: Scott Rueck
Rec. at OSU: 62-65 (4th)
Career Rec.: 350-153 (18th)
OSU vs. SC: Never Met



Tale of the Tape

MT	SC
29-4	24-7
15-1	11-5
11-2	13-3
12-2	7-3
6-0	4-1
67.6	60.7
55.2	49.5
.402	.388
.367	.351
.282	.251
.279	.287
.630	.556
15.5	13.3
12.8	10.6
+3.5	+2.5
41.2	41.9
+4.2	+9.3
8.2	8.7
1.8	3.5

Tale of the Tape

OSU	SC
23-10	24-7
13-5	11-5
14-1	13-3
6-5	7-3
3-4	4-1
71.0	60.7
61.2	49.5
.440	.388
.349	.351
.371	.251
.284	.287
.658	.556
12.3	13.3
14.5	10.6
-5.3	+2.5
43.5	41.9
+7.0	+9.3
5.6	8.7
6.2	3.5

Cal State Northridge Series

The Gamecocks and Matadors have not met before in women's basketball. South Carolina has played just two other teams in the Big West Conference, posting a 3-1 record against Hawai'i (3-0) and UC Davis (0-1).

Five-Second Count

For the first time in her tenure at South Carolina, head coach Dawn Staley's Gamecocks look different – on the court and in the box score. After seasons of building around defense, Staley finally has a group that is designed for offensive efficiency. The Gamecocks are scoring more (73.2 ppg, 63rd in nation) and more efficiently (.482 FG %age – 1st in SEC, 5th in nation) than at any time in the Staley era. And, after seasons of talented guards generating their own offense, Staley's 2013-14 offense starts with getting the ball inside – three primary post players combine to score 48.6 percent of the team's points – and on ball movement creating the best shots as 57.6 percent of made field goals have been assisted. Defense is still a staple of the program with the Gamecocks ranking second in the SEC and eighth in the nation, allowing just 55.0 points per game.

Talking Top 10

South Carolina is ranked No. 8 in the Associated Press poll this week, making it the 13th weeks this season in the top 10, including the last 11 polls. The mark surpasses the 1981-82 Gamecocks' school record of nine weeks in the top 10. South Carolina's highest ranking this season was No. 4, which it held for two weeks (Feb. 17, 24) and was the highest since the week of Jan. 10, 1982 (also No. 4). The program's highest ever rank was No. 2, which it held for three weeks in the 1981-82 season.

Reading the RPI

With a 27-4 record, including a 10-2 mark on the road, the Gamecocks are sixth in the NCAA RPI released on March 17. South Carolina is second among five SEC schools rated in the top 15 – Tennessee (5), Kentucky (10), Texas A&M (14) and LSU (15). Just one SEC team is outside the top 150 – Ole Miss (157).

Life in the League

South Carolina won the program's first SEC regular-season championship this season, giving the Gamecocks a total of six conference regular-season titles in program history. The other five championships came in 1986, 1988, 1989, 1990 and 1991 as South Carolina closed out its eight-year tenure in the Metro Conference. Prior to this season, the Gamecocks' highest SEC finish was a tie for second in 2001-02. South Carolina has finished among the SEC's top four teams in each of the last three seasons.

South Carolina is 116-199 (.368) all-time after its 23rd season of SEC regular-season play. The Gamecocks are 73-85 (.462) in SEC games played in Columbia with a 43-114 record (.274) on the road. Under head coach Dawn Staley, the Gamecocks have a 52-42 (.553) SEC record, which includes a 2-12 slate in her first season at the helm. She has accounted for 44.8 percent of the program's 116 SEC regular-season victories.

NCAA Tournament Tally

South Carolina is making its 11th NCAA Tournament appearance and its third in as many seasons – the program's longest consecutive stretch since the four-year stint 1988-91. The Gamecocks are 11-10 overall at the event, including 2012's 2-1 mark en route to the Sweet 16. The program's four Sweet 16 appearances include a run to the 2002 Elite Eight – the deepest into the event any South Carolina basketball team (men's or women's) has gone. The Gamecocks have won at least one game in the tournament in each of their last four appearances.

This season's No. 1 seed is the highest in school history. Prior to this season, the best seed the Gamecocks received was the No. 3 seed in the East Region in 2002. The seed afforded South Carolina the opportunity to host the first two rounds at Carolina Coliseum. From there, the Gamecocks reached the Elite Eight, the farthest into the tournament any Gamecock basketball – men's or women's – team has progressed. South Carolina lost to Duke 68-77 in that game (March 25, 2002).

South Carolina head coach Dawn Staley has taken a team to the NCAA Tournament eight times, including three South Carolina teams. She is 5-8 as a head coach at the event.

More on March

In its 40th season of women's basketball, South Carolina is 63-56 (.529) all-time in the month of March, including a 10-11 record (.476) in the sixth season of the Dawn Staley era. After going 0-3 through Staley's first to March campaigns, the Gamecocks have finished each of the last three at or above .500, going 2-2 in 2010-11, 4-2 in 2011-12 and 3-2 in 2012-13. They are 1-2 so far this month.

Record Record

South Carolina's success this season ranks among the best in the program's history. With their win at No. 15/15 Kentucky (Feb. 20), the Gamecocks set the program record for SEC wins in a season (12) while also topping the previous regular-season wins record (24). The 2012-13 team previously held both records with 11 SEC wins and 23 victories prior to postseason play. The 1978-79 team also won 23 games before opening SCAIAW State Championship play en route to the NWIT title. South Carolina's 14 conference wins breaks the 1989-90 team's all-time mark of 13 in the Metro Conference.

Postseason Powerhouses

Over the last three seasons, two Gamecocks have especially thrived in postseason play as defined by the SEC and NCAA Tournaments. In a starting role for the first time this season, junior center Elem Ibiam's top-best 14.0 scoring average in this season's SEC Tournament was right in line with the increased production she has shown each of her last two seasons. In all, the 6-foot-4 Ibiam averages 8.6 points on 62.9 percent shooting in her now 11 postseason games, compared to her 5.9 points per game on 49.6 percent

Gamecocks in the Rankings

(as of 3/17)

Team	SEC	NCAA	Actual
Scoring Offense	4	63	73.2
Scoring Defense	2	8	55.0
Scoring Margin	1	8	+18.2
Field Goal Percentage	1	5	.482
Field Goal %age Def.	1	6	.344
3-Point FG %age	6	—	.346
3-Point FG %age Def.	3	46	.286
3-Point FG Made/Gm.	11	282	4.0
Free Throw Percentage	11	253	.668
Rebounding Offense	4	—	40.7
Rebounding Defense	1	—	31.7
Rebounding Margin	2	12	+8.9
Assists	6	81	14.7
Steals	14	264	6.1
Turnover Margin	13	245	-1.5
Turnovers	—	86	14.6
Assist-to-Turnover Ratio	3	65	1.0
Blocked Shots	1	2	7.3

Alaina Coates	SEC	NCAA	Actual
Scoring	24	—	12.0
Rebounding	6	151	8.0
Blocks	3	44	2.1

Elem Ibiam	SEC	NCAA	Actual
Rebounding	20	—	6.3
Blocks	1	20	2.6

Tiffany Mitchell	SEC	NCAA	Actual
Scoring	11	211	15.2
Assists	10	231	3.5
FT Percentage	7	162	.788
Steals	6	125	1.9
Assist-to-Turnover Ratio	13	—	1.2

Aleighsa Welch	SEC	NCAA	Actual
Scoring	17	—	13.7
Rebounding	9	199	7.5
FG Percentage	2	14	.572
Blocks	9	132	1.4
Off. Rebounds	5	—	3.0

Gamecocks in 2013-14 National Polls

Poll	Pre	11/11	11/18	11/25	12/2	12/9	12/16	12/23	12/30	1/6	1/13	1/20	1/27	2/3	2/10	2/17	2/24	3/3	3/10	3/17
Associated Press	22	21	19	17	12	10	10	13	13	10	8	10	7	6	5	4	4	5	8	8
Coaches	21	17	14	13	10	10	10	12	12	11	8	11	8	7	6	6	5	7	8	8

shooting in regular-season games over the same time span. She was especially effective in the 2013 postseason, during which she averaged 11.5 points over four games after closing the regular season with a 4.4 scoring average.

Redshirt sophomore Tina Roy is the other Gamecock who enjoys added success in postseason action and could be a wild card in South Carolina's success this season. In her two postseasons (did not play in 2012-13), Roy averages 6.0 points on 34.6 percent shooting versus her 3.8 points per game on 28.5 percent shooting during regular-season action.

Rising to the Challenge

South Carolina has played eight games against nationally ranked opponents this season, and two Gamecocks have lifted their games each time. Junior forward Aleighsa Welch leads the offense in South Carolina's 4-4 record against ranked foes, averaging 17.1 points – 4.6 more than her average against unranked foes – to go with her 9.0 rebounds per contest, which is two higher than her average against unranked teams. Sophomore guard Tiffany Mitchell is also contributing beyond her season numbers against the nation's best teams, grabbing 6.6 rebounds per contest (+1.5).

Stat Stuffer

In addition to earning her SEC Player of the Year honors, the transformation of the game of sophomore guard Tiffany Mitchell – who has both honed and diversified her skills from last season – has captured national attention as she has earned spots on the Naismith Trophy Midseason 30, the Wooden Award Final Ballot and the Wade Trophy and Dawn Staley Award Watch Lists. The Charlotte, N.C., native is one of two players in the SEC to rank among the conference's top 15 in points (11th, 15.2 ppg), assists (10th, 3.5 apg) and steals (6th, 1.9 spg). In SEC action, Mitchell is the only player to add a top-20 showing in rebounds to that trio of stats.

Clutch Delivery

As ESPN's Michelle Smith noted in her rating of the "10 biggest clutch players in college women's basketball," sophomore guard Tiffany Mitchell has proven to deliver late in tight-game situations. She scored five points in the final 20 seconds of regulation at Texas A&M (Jan. 16) to send the game into overtime, and she netted four points in 18 seconds with the Gamecocks tied at Vanderbilt (Jan. 26) with under a minute left to play to help deliver the win. Despite missing all but 2:25 of the first half due to foul trouble and struggling to find rhythm in the second at Mississippi State, Mitchell still delivered, hitting a pair of free throws to make it an eight-point lead with 18 seconds to play. In South Carolina's eight games decided by fewer than 10 points, Mitchell averages 5.1 points in the last five minutes, shooting 61.1 percent (11-of-18) from the field, including 80.0 percent (4-of-5) from 3-point range, and 78.9 percent (15-of-19) from the free throw line.

Join the Club

Junior forward Aleighsa Welch became the 29th member of the Gamecocks' 1,000-point club this season, crossing the threshold as part of her 21-point performance at No. 15/15 Kentucky (Feb. 20). She is just the 15th to reach the milestone prior in fewer than four seasons. Welch's 687 career rebounds puts her in even rarer company. Only 11 1,000-point scorers finished their careers with more rebounds than Welch, and just six of those hit the mark prior to their fourth seasons of play. That elite company Welch now keeps includes Gamecock legends Sheila Foster (1979-82), Sharon Gilmore (1983-86), Annie Lester (1997-2000), Katrina Anderson (1978-79), Denise Nanney (1975-77)

2013-14 Award Watch

Alaina Coates

SEC Freshman of the Year (Coaches, AP)
SEC Co-6th Player of the Year (Coaches)
All-SEC Second Team (Coaches)
All-SEC Honorable Mention (AP)
SEC All-Freshman Team (Coaches)
SEC Freshman of the Week (Nov. 11-17; Dec. 30-Jan. 5; Jan. 6-12; Jan. 27-Feb. 2; Feb. 24-Mar. 2)

Elem Ibiam

SEC All-Defensive Team (Coaches)
SEC WBB Community Service Team

Tiffany Mitchell

SEC Player of the Year (Coaches)
All-SEC First Team (Coaches, AP)
SEC All-Defensive Team (Coaches)
Wooden Award Final Ballot
Wade Trophy Watch List
Dawn Staley Award Watch List
Naismith Trophy Midseason 30

Aleighsa Welch

All-SEC First Team (Coaches)
All-SEC Second Team (AP)
Preseason All-SEC First Team
Naismith Trophy Early Season Watch List
CoSIDA Academic All-District 4
SEC Player of the Week (Feb. 3-9)

Dawn Staley

SEC Coach of the Year (Coaches, AP)

The Staley Capsule

Coaching Experience

291-150 (.660) – 14th season

South Carolina, head coach 2008-present

- 119-70 (.630) – five seasons
- SEC Regular-Season Championship, 2014
- Three NCAA Tournament appearances, 2014, 2013, 2012 (Sweet 16)
- One Women's NIT appearance, 2011
- SEC Coach of the Year (Coaches, AP), 2014
- BCA Female Coach of the Year, 2012
- Temple University, head coach, 2000-08*
- 172-80 (.683) – eight seasons
- Six seasons of 20 or more wins
- Four Atlantic 10 Tournament titles
- Six NCAA Tournament appearances, 2002, 2004, 2005, 2006, 2007, 2008
- One Women's NIT appearance, 2001
- WBCA Region 1 Coach of the Year, 2005
- Two-time Atlantic 10 Conference Coach of the Year, 2004, 2005

USA Basketball, U18 National Team head coach, 2014

USA Basketball, Select Team court coach, Summer 2010

USA Basketball, Sr. Nat'l. Team asst. coach, 2006-08

- Beijing Olympics gold medal, 2008
- FIBA Americas Championship gold medal, 2007
- FIBA World Championship bronze medal, 2006

Playing Experience

Houston Comets, WNBA, 2005-06

- Two-time All Star, 2005, 2006
- WNBA Kim Perrot Sportsmanship Award, 2006
- Charlotte Sting, WNBA, 1999-2005*
- Three-time All-Star, 2001, 2002, 2003
- WNBA All-Decade Team
- WNBA Entrepreneurial Spirit Award, 1999
- WNBA Kim Perrot Sportsmanship Award, 1999
- Richmond/Philadelphia Rage, ABL, 1997-98*
- Two-time All-Star, 1997, 1998
- Various international teams, 1992-94*
- USA Basketball, 1994-2004*
- Three-time Olympic gold medalist, 1996, 2000, 2004
- Two-time USA Basketball Female Athlete of the Year, 1994, 2004
- Flag bearer for the United States in Olympic Games Opening Ceremony, 2004
- Goodwill Games Most Valuable Player, 1994
- University of Virginia, 1989-92*
- Three-time Kodak All-American, 1990, 1991, 1992
- Honda-Broderick Cup Award for Collegiate Female Athlete of the Year, 1991
- *Sports Illustrated* Player of the Year, 1991
- Two-time ACC Player of the Year, 1991, 1992
- NCAA Tournament Most Outstanding Player, 1991
- ACC Rookie of the Year, 1989
- One of three UVa players to have her jersey retired
- Dobbins Tech, 1985-88*
- *USA Today* Nat'l. High School Player of the Year, 1988

Other Notables

- Naismith Memorial Basketball Hall of Fame, Class of 2013
- Order of the Palmetto, 2013
- Women's Basketball Hall of Fame, Class of 2012
- Named to WNBA's Top 15 as one of most influential players in league history, 2011
- Philadelphia Sports Hall of Fame, Class of 2011
- Virginia Sports Hall of Fame, Class of 2008
- Two-time Wanamaker Award winner, 1997, 2005
- Henry P. Iba Citizenship Award Female recipient, 2007
- NCAA Division I "Top Players of the Past 25 Years" selection by *ESPN.com*
- Institute for International Sport "The 100 Most Influential Sports Educators in America" selection

Education

- Bachelor of arts in rhetoric and communication studies, University of Virginia, 1992

and Jean Walling (1978-80). Welch is just the second Gamecock to reach her marks in the SEC era, joining Lester in that distinction.

Get on the Glass!

Already among the program's top five in career offensive rebounds, junior forward Aleighsa Welch has turned in top-10 single-season numbers in the stat each of her first two seasons. With 93 this season, she is on track to become the first Gamecock to add a third campaign to the list. She is fifth in the SEC in the category (3.0 per game).

Welch is also poised to join an elite group of all-around rebounders to don the garnet and black. She is 13 rebounds shy of becoming the 15th Gamecock to amass 700 career rebounds. If she hits the mark before the end of this season, she would become just the sixth member of that group to hit the mark in fewer than four seasons and just the second to do it in the SEC era.

Freshman Phenom

SEC Freshman of the Year and Co-6th Player of the Year selection Alaina Coates has put her stamp on more than just the South Carolina program, becoming the first league Freshman of the Year to also earn another of the SEC's highest honors. En route to securing the freshman awards, she tied the SEC record with five freshman of the week selections. The 6-foot-4 center is the league's best freshman rebounder with 8.0 per game overall and was fifth in the league, regardless of class, with 8.5 boards per conference game. Overall, Coates is the only freshman in the SEC to rank among both the top 25 scorers and top 20 rebounders (12.0 ppg, 24th; 8.0 rpg, 6th).

First-Year Firsts

Center Alaina Coates has stamped her name on the Gamecocks' freshman record books several times already this season. Her 64 blocked shots are the new Gamecock freshman record and are second in school history regardless of class – eclipsing the previous school-record 60, which teammate Elem Ibiam also passed this season. Her 105 free throws and 160 free throw attempts are both new freshman records, and her 62.9 field goal percentage is well ahead of the current freshman record of 59.5 percent (Demetress Adams, 2005-06). Coates' eight double-doubles are one shy of the Gamecocks' freshman record (Kelsey Bone, 2009-10), and she is one of just six South Carolina freshmen all-time to post at least five 20-point games, only the second to do it in the SEC era.

Many of Coates' single-game performances also rank among the program's best for a freshman, highlighted by becoming the first Gamecock freshman to post a perfect shooting night with 7-of-7 field goals and 9-of-9 free throws against SC State (Dec. 22) and the first to post double-doubles in her first two SEC contests (later extended to three games). Coates' 17 rebounds against No. 9/10 Kentucky (Jan. 9) are the most ever by a Gamecock freshman and tied for the most by an SEC player in a league game this season. Her five blocks at Arkansas (Jan. 2) and against Florida (Feb. 23) and her 15 free throw attempts at San Diego State (Nov. 23) tied the South Carolina freshman records.

New Queen of the Block

On the way to earning SEC All-Defensive Team honors, junior center Elem Ibiam blocked seven blocks at Mississippi State (Feb. 6) to not just set a career single-game high, but also to break school records for blocks in an SEC game, blocks in a season and blocks in an SEC regular-season. She broke the overall single-season record in just 23 games, compared to previous record-holder Lakesha Tolliver who needed 33 games to get to her 60 in 2006-07, and the SEC regular-season record in four fewer games than Tolliver in the same season. Ibiam currently has 82 blocks this season, including 44 in SEC action. She is just the ninth Gamecock all-time to record 100 career blocks, currently standing at 129, which is sixth in the record book and trails Ilona Burgrova'a (2005-08) 133 in fifth place. Tolliver (2004-07) holds the school record at 177.

Make It, Take It

South Carolina is exhibiting its most efficient offense of the Dawn Staley era this season, leading the SEC and ranking fifth in the nation with 48.2 percent accuracy from the field. The Gamecocks have shot 50.0 percent or higher 14 times this season – the most in a season under Staley – including six SEC contests. In fact, in the previous five seasons, South Carolina hit at least 50.0 percent of its field goal attempts just 12 times combined. The Gamecocks shot 47.1 percent in SEC action to rank second in the conference.

This year's top shooting effort was 60.9 percent against Charleston Southern (Nov. 8) – a program best under Staley – followed by a 60.8 percent showing against Ole Miss (Jan. 30). The Gamecocks made at least 65.0 percent of their attempts in a half five times this season, including a remarkable 73.9 percent (17-of-23) in the second half against Seton Hall (Nov. 17).

Post Presence

South Carolina's trio of primary post players – Alaina Coates, Elem Ibiam and Aleighsa Welch – has been a big key to the Gamecocks' offensive production so far this season. The trio has accounted for 1,102 of the team's 2,269 points this season – 48.6 percent – and is shooting a combined 58.3 percent from the field. Welch leads the way with 13.7 points per game (17th in SEC) on 57.2 percent shooting (2nd in SEC, 14th in nation). Coates shoots a team-best 62.9 percent from the field for 12.0 points per game (24th in SEC). Ibiam adds 9.8 points per game on 55.3 percent shooting.

The Gamecocks' inside-out offensive approach has delivered as 51.1 percent of their points this season have come in the paint. South Carolina scored at least 50.0 percent of its points in the paint in 16 games this season, including seven games of 60.0 percent or more coming at close range – 69.0% vs. Kentucky (Mar. 8), 68.7% vs. Georgia (Mar. 7), 75.4% at Tennessee (Mar. 2), 75.4% at Vanderbilt (Jan. 26), 70.7% against Charleston Southern (Nov. 8), 61.8% vs. No. 9/10 Kentucky (Jan. 9) and 60.0% at Southern Cal (Nov. 25).

Block Party!

The Gamecocks are a constant shot-blocking threat, beyond their pair of 6-foot-4 centers, leading the SEC and ranking second in the nation with 7.3 per game. This season's 225 blocks is the new school record, surpassing the previous mark of 199 in the regular-season meeting with Georgia (Feb. 27).

South Carolina swatted away a school-record 14 shots against No. 9/10 Kentucky (Jan. 9) – the most by an SEC team in league play this season – with five different Gamecocks getting into the action. The team repeated the effort at Mississippi State (Feb. 6) with four players accounting for the total. The Gamecocks have recorded double-digit blocks six times this season, including five SEC games.

Junior Elem Ibiam's 2.6 blocks per game are second in the league and 20th in the nation. She holds the school record with now 82 this season, including a Gamecock-record 44 in SEC action. She broke both records in fewer games played than the previous holder. Ibiam has blocked three or more shots in game 16 times this season, including her career-high seven at Mississippi State (Feb. 6), the first five of which came in the first half and pushed her over the single-season school record. She swatted away six against No. 9/10 Kentucky (Jan. 9) to tie for the fourth most

2013-14 Double-Doubles

Alaina Coates (8)

11/10	Louisiana Tech	12 pts/10 rebs
11/14	College of Charleston	11 pts/14 rebs
12/28	Savannah State	17 pts/12 rebs
1/2	at Arkansas	11 pts/12 rebs
1/5	Vanderbilt	24 pts/10 rebs
1/9	Kentucky	10 pts/17 rebs
1/30	Ole Miss	24 pts/12 rebs
2/23	Florida	16 pts/12 rebs

Tiffany Mitchell (1)

1/2	at Arkansas	16 pts/11 rebs
-----	-------------	----------------

Aleighsa Welch (8)

11/10	Louisiana Tech	14 pts/10 rebs
11/14	College of Charleston	12 pts/17 rebs
11/20	at Clemson	17 pts/10 rebs
1/9	Kentucky	16 pts/14 rebs
1/14	at Texas A&M	20 pts/16 rebs
1/19	Alabama	12 pts/10 rebs
2/6	at Mississippi State	18 pts/11 rebs
2/20	at Kentucky	21 pts/10 rebs



SEC Standings

	SEC Games			Overall		
	W	L	Pct.	W	L	Pct.
South Carolina	14	2	.875	27	4	.870
Tennessee	13	3	.812	27	5	.843
Texas A&M	13	3	.812	24	8	.750
Kentucky	10	6	.625	24	8	.750
Florida	8	8	.500	19	12	.612
Auburn	7	9	.437	17	14	.548
Alabama	7	9	.437	14	16	.466
Vanderbilt	7	9	.437	18	12	.600
Georgia	7	9	.437	20	11	.645
LSU	7	9	.437	19	12	.612
Arkansas	6	10	.375	19	11	.633
Missouri	6	10	.375	17	13	.566
Mississippi State	5	11	.312	19	13	.593
Ole Miss	2	14	.125	12	20	.375

Miscellaneous Stats

Double-Doubles	2013-14	Career	Record
Aleighsa Welch	8	18	16-2
Alaina Coates	8	8	8-0
Tiffany Mitchell	1	3	3-0
Elem Ibiam	0	1	0-1

20+ Points	2013-14	Career	Record
Tiffany Mitchell	5	6	6-0
Alaina Coates	5	5	5-0
Aleighsa Welch	3	4	2-2

10+ Points	2013-14	Career	Record
Tiffany Mitchell	28	42	36-6
Aleighsa Welch	27	58	48-10
Alaina Coates	21	21	20-1
Elem Ibiam	17	24	20-4
Khadijah Sessions	8	14	13-1
Asia Dozier	7	9	8-1
Tina Roy	2	7	6-1
Tiffany Davis	1	1	1-0
Wilka Montout	0	2	2-0

10+ Rebounds	2013-14	Career	Record
Aleighsa Welch	8	21	19-2
Alaina Coates	8	8	8-0
Tiffany Mitchell	1	6	5-1
Elem Ibiam	1	3	1-2
Asia Dozier	0	1	1-0

5+ Assists	2013-14	Career	Record
Asia Dozier	7	8	8-0
Tiffany Mitchell	7	7	7-0
Khadijah Sessions	5	5	5-0
Tina Roy	2	2	2-0
Olivia Gaines	1	1	1-0
Aleighsa Welch	1	1	1-0

5+ Steals	2013-14	Career	Record
Tiffany Mitchell	4	5	5-0
Tiffany Davis	0	1	1-0

5+ Blocks	2013-14	Career	Record
Elem Ibiam	5	7	7-0
Aleighsa Welch	2	2	2-0
Alaina Coates	2	2	2-0

Games Led Team In...

(Tied for team lead in each category included)

Scoring	2013-14	Career	Record
Tiffany Mitchell	12	19	18-1
Aleighsa Welch	9	24	15-9
Alaina Coates	6	6	6-0
Elem Ibiam	4	6	4-2
Asia Dozier	1	1	1-0
Khadijah Sessions	0	3	2-1
Tina Roy	0	2	2-0

Rebounding	2013-14	Career	Record
Alaina Coates	15	15	14-1
Aleighsa Welch	12	38	31-7
Elem Ibiam	6	11	11-0
Tiffany Mitchell	3	9	8-1

Assists	2013-14	Career	Record
Tiffany Mitchell	13	15	14-1
Asia Dozier	9	10	10-0
Khadijah Sessions	8	11	9-2
Aleighsa Welch	6	10	7-3
Tina Roy	2	3	3-0
Olivia Gaines	1	1	0-1

in Colonial Life Arena history.

Freshman Alaina Coates is third in the SEC and 44th in the country with 2.1 per game with 13 games of three or more, including eight SEC games. With a total of 64 this season, she is the new Gamecock freshman record holder and is second in program single-season history, regardless of class. She has twice blocked a South Carolina freshman record five shots in a game – at Arkansas (Jan. 2) and against Florida (Feb. 23).

Junior forward Aleighsa Welch has inserted herself into the race late this season to move into ninth in the SEC with 1.4 per game on the season. She twice swatted away a career-high five shots – vs. Arkansas (Feb. 9) and at #15/15 Kentucky (Feb. 20).

The Gift of Glass

The Gamecocks have been a solid rebounding team throughout head coach Dawn Staley's tenure, but it was a team effort by an undersized roster in the past. This season, South Carolina is out-rebounding its opponents by 8.9 boards per game to rank second in the SEC and 12th in the nation, behind the strength of the trio of Alaina Coates, Elem Ibiam and Aleighsa Welch.

Coates leads the way and ranks sixth in the SEC with 8.0 boards per outing – a number that rose to 8.5 per conference game to rank fifth in the league. Welch comes in ninth in the league with 7.5 per game, while Ibiam rounds out the trio of season leaders at 6.3 per contest to rank 20th. Welch and Coates have each posted eight games of double-digit rebounds this season.

As a team, South Carolina has turned its 370 offensive rebounds into 399 second-chance points. Welch paces the group on the offensive glass with 3.0 per game to rank fifth in the league in the category. Her 328 career offensive boards rank fifth in school history, trailing former teammate Ashley Bruner's (2010-13) total of 338 in fourth.

A Little Help from My Friends

Under the tutelage of one of the premier point guards in U.S. women's basketball history in Dawn Staley, the Gamecocks are thriving in the assist category this season unlike any other, handing out 14.7 per game after never averaging more than 11.2 per game in the previous five campaigns. This season's five games of 20 or more assists by the team surpasses the total of the previous five seasons, which was three.

The increase is not simply a product of more made field goals, either. This season, South Carolina has assisted on

Scoring Differentials

Largest lead in a win	by 70 (99-29), 2nd-0:49 vs. Charleston Southern, 11/8/13
Largest deficit overcome to win	by 12 (13-25), 1st-8:31 at Auburn, 1/12/14
Largest lead given up in a loss	by 5 (9-4), 1st-13:23 at Texas A&M, 1/16/14
Largest deficit in a loss	by 19 (15-34), 1st-0:29 at Texas A&M, 1/16/14

Team Specialty Stats

South Carolina/Opponent

	Pts. in Paint	Pts. Off TOs	2nd Chance Pts	Fast Break Pts
11/8 CSU	70/6	40/5	23/6	32/4
11/10 LA Tech	38/18	13/12	19/8	20/8
11/14 CoFC	28/18	8/9	23/10	6/5
11/17 SHU	34/30	11/8	9/10	20/6
11/20 at Clemson	40/10	13/10	21/4	12/2
11/23 at SDSU	30/26	33/11	14/1	12/2
11/25 at USC	42/28	20/19	13/6	8/10
12/2 NCCU	40/6	19/3	8/10	22/2
12/8 at Char.	44/30	19/2	14/4	6/5
12/18 vs. UNC	36/44	30/16	13/18	0/2
12/20 Winthrop	28/24	16/25	10/9	4/15
12/22 SC St.	34/12	23/13	18/4	12/8
12/28 Sav. St.	34/18	28/8	9/8	15/4
1/2 at Ark.	30/18	10/27	10/14	4/4
1/5 Vandy	42/30	16/16	8/15	16/8
1/9 Ky.	42/42	10/14	20/11	15/10
1/12 at Auburn	30/28	19/27	11/10	6/6
1/16 at TAMU	24/38	10/23	12/11	7/12
1/19 Alabama	30/20	17/14	8/9	6/4
1/26 at Vandy	46/32	16/20	10/11	6/2
1/30 Ole Miss	50/34	17/13	19/16	12/10
2/2 Mizzou	36/16	29/19	17/10	6/0
2/6 at Miss. St.	32/16	6/12	14/11	6/0
2/9 Arkansas	30/14	11/11	8/6	6/8
2/16 at LSU	32/24	16/12	8/8	2/0
2/20 at Ky.	38/26	13/6	12/4	0/0
2/23 Florida	34/30	3/16	15/2	6/13
2/28 Georgia	34/28	9/14	6/11	10/4
3/2 at Tenn.	46/34	10/6	11/9	2/6
3/7 vs. Ga.	46/24	10/6	9/21	29/14
3/8 vs. UK	40/24	4/16	7/5	0/6

Starters vs. Bench Points

	SC Starters	Opp. Starters	SC Bench	Opp. Bench
11/8 CSU	58	19	41	10
11/10 LA Tech	47	29	21	16
11/14 CoFC	53	26	28	28
11/17 SHU	71	52	17	15
11/20 at Clemson	55	30	13	13
11/23 at SDSU	58	35	30	16
11/25 at USC	51	37	19	13
12/2 NCCU	57	16	32	11
12/8 at Char.	59	40	17	21
12/18 vs. UNC	62	63	4	11
12/20 Winthrop	60	51	7	10
12/22 SC St.	32	14	38	12
12/28 Sav. St.	55	10	27	30
1/2 at Ark.	43	42	12	9
1/5 Vandy	57	47	29	29
1/9 Ky.	42	42	26	17
1/12 at Auburn	41	50	31	16
1/16 at TAMU	40	67	15	0
1/19 Alabama	49	38	28	13
1/26 at Vandy	49	37	12	20
1/30 Ole Miss	55	55	44	15
2/2 Mizzou	65	47	13	15
2/6 at Miss. St.	54	36	17	28
2/9 Arkansas	44	38	23	11
2/16 at LSU	49	45	24	12
2/20 at Ky.	71	28	10	30
2/23 Florida	46	50	23	5
2/28 Georgia	42	33	25	23
3/2 at Tenn.	41	61	20	12
3/7 vs. Ga.	38	34	29	14
3/8 vs. UK	41	37	17	31

57.6 percent of its made field goals, compared to the previous five seasons under Staley, which saw a high of 48.5 percent in 2011-12. The percentage of assisted field goals has been over 60.0 percent in 13 games this season.

South Carolina has twice posted a Staley-era high of 25 assists this season, including Jan. 19 against Alabama on 30 made field goals – 83.3 percent. The Gamecocks also handed out 25 assists against Charleston Southern (Nov. 8) on 39 FGM.

Four Gamecocks average at least 2.0 assists per game with sophomore Tiffany Mitchell leading the way with 3.5 to rank 10th in the SEC.

Century Mark for Staley

Head coach Dawn Staley captured her 100th victory at South Carolina on Dec. 2 against NC Central. She is the fourth of the program's seven all-time head coaches to reach the mark and the fastest to the total (164 games) of the three coaches to lead the team in the SEC era by nearly a full season.

South Carolina's third head coach, Pam Parsons, was the first and the fastest to reach 100 victories, hitting the plateau in her 143rd game at the helm just six games into her fifth season (1981-82). Nancy Wilson was next up, winning her 100th game in her 150th outing late in the 1988-89 season, en route to her school-record 231 Gamecock victories. Susan Walvius was the first head coach to have her entire South Carolina career in the SEC, hitting 100 wins in her 179th game on the sideline five games into her seventh season.

Home Grown, Nationally Known

Since her arrival for the 2008-09 season, South Carolina head coach Dawn Staley has been working to protect her new home state's best prospects while fielding a team that competes at a national level. Her efforts are paying dividends as this season's roster features seven Gamecocks who played high school basketball in the state of South Carolina, the highest percentage of the roster to be from the state since the 1990-91 squad featured eight South Carolinians on the 11-player roster. Beginning with Aleighsa Welch, the first South Carolina player to sign a National Letter of Intent for Staley, the Palmetto State has sent its players of the year to Columbia as Welch (2011), Asia Dozier (2012) and Alaina Coates (2013) have each earned the title during their high school careers.

Preseason Predictions

South Carolina was picked to finish fifth in the SEC by the league's coaches in preseason voting. The media tabbed the Gamecocks at seventh in their voting. In each of the last four seasons, South Carolina has out-performed the predictions of both groups.

Season	Media	Coaches	Actual
2008-09	11	10	11
2009-10	10	6	T-7
2010-11	7	7	T-5
2011-12	8	7	T-4
2012-13	7	6	T-4
2013-14	7	5	1

Be the Change

South Carolina head coach Dawn Staley has provided an extra challenge for her program with the "Be the Change" theme for this season. Reflecting on her career as she prepared for enshrinement into the Naismith Memorial Basketball Hall of Fame and traveling in Africa this summer, she discovered she wanted her team to embrace the importance of focusing on others. In Africa especially, she noted the significant impact even small acts can have on the world around her.

To that end, Staley has challenged her program and everyone who supports it to commit 50,000 random acts of kindness this season. The program has set up Twitter (@SC_WBB_RAoK) and Facebook (SC Women's Basketball Random Acts of Kindness) accounts to help keep track of everyone's contributions. Fans are encouraged to submit their acts to those accounts.

Intro Video Vibe

South Carolina's intro video features voices familiar to the Gamecock faithful as redshirt sophomore Tina Roy and sophomore Khadijah Sessions collaborated for the second-straight year on the song that sets up the Gamecocks' starting lineup. It is the third season that Roy has written a song that reflects the team, the program and its goals. After the first year's song was more just for the team, South Carolina head coach Dawn Staley encouraged Roy to create one to share center stage at home games in 2012-13, which she did with support and "beats" from her first-year teammate Sessions. It was such a hit with fans and spark for the team that the duo did it again this season.

Drive for 5

Inspired by head coach Dawn Staley's jersey number during her Naismith Hall of Fame playing career, the "Drive for 5" campaign launched this season looked to bring at least 5,000 fans to every women's basketball game. Gamecock Nation responded by barreling past the goal to set an average home attendance of 6,371 this season – third in the SEC and 10th in the nation.

With 4,000 season tickets issued for the season – a first in the Staley era – South Carolina surpassed the 5,000-fan mark in 11 of its 16 home games, with the lowest number coming in at 4,347. Fans created five new entries in the program's top-10 attendance at Colonial Life Arena list, including two of the top three spots – 12,458 vs. Georgia (Feb. 27) and 10,547 vs. Florida (Feb. 23).

Future Faces of the Gamecocks

South Carolina head coach Dawn Staley is the process of reeling in what would be one of the most significant recruiting classes in program history. The class currently includes four future Gamecocks, including the No. 7, No. 32 and No. 44 rated players, according to ESPN. The group gives South Carolina the fourth-best signing class in the nation, according to ESPN, trailing just UCLA (five signees), Duke (4) and Connecticut (4).

Bianca Cuevas (5-6/Guard/Bronx, N.Y./Nazareth Regional) – Rated as eighth-best point guard and No. 44 player overall in Class of 2014 by ESPN ... Named McDonald's All-America ... Helped high school team to consecutive state titles ... Earned all-state honors three times ... Averaged 17.1 points, 2.0 assists and 3.8 steals as a junior.

Doniyah Cliney (6-0/Guard/Newark, N.J./Malcolm X Shabazz) – Rated as high as No. 13 guard in Class of 2014 by ProspectNation.com ... Helped high school team to 33-1 record and the Group 2 State Championship as a junior ... Averaged 10.3 points and 1.3 assists last season ... Named honorable mention all-state ... Solid defender.

Kaydra Duckett (5-10/Guard/Columbia, S.C./Dreher) – Ranked No. 32 overall and No. 6 guard in Class of 2014 by ESPN ... Earned five-star status from ESPN ... Named all-state the last two seasons ... Named MVP at 2012 state tournament (sophomore) after guiding team to 3A state title ... Averaged 17.5 points, 2.3 assists and 3.4 steals as a junior.

Jatarie White (6-4/Post/Charlotte, N.C./Providence Day) – Ranked No. 7 overall and No. 1 post in Class of 2014 by ESPN ... Earned five-star status from ESPN and was named McDonald's and WBCA All-America ... Tabbed preseason All-America by The Sporting News this season ... Named Gatorade North Carolina Player of the Year in 2013 and is a three-time all-state selection ... Part of the last three of Providence Day's four straight state championships ... Averaged 19 points, 11 rebounds, three blocks and two steals as a junior ... Helped USA Basketball bring home the gold medal at the 2011 FIBA Americas U16 Championships, averaging 9.8 points and 6.8 rebounds at the event ... Is a former high school teammate of current Gamecock Tiffany Mitchell.

South Carolina's Record When...

	Postseason	SEC Only	All
Record.....	1-1.....	14-2.....	27-4
Playing a ranked opponent.....	0-1.....	4-2.....	4-4
Playing at home	0-0.....	8-0.....	16-0
Playing on the road	0-0.....	6-2.....	10-2
Playing at neutral site	1-1.....	0-0.....	1-2
Leading at half	1-0.....	13-0.....	26-0
Trailing at half	0-1.....	0-2.....	0-4
Tied at half	0-0.....	1-0.....	1-0
Playing an overtime game	0-0.....	0-1.....	0-1
0 players score in double figures	0-0.....	0-0.....	0-0
1 player scores in double figures	0-0.....	0-0.....	1-0
2 players score in double figures	0-0.....	1-1.....	1-1
3 players score in double figures	0-1.....	8-1.....	10-3
4 players score in double figures	1-0.....	3-0.....	10-0
5 players score in double figures	0-0.....	0-0.....	3-0
More than 5 players in double figures.....	0-0.....	2-0.....	2-0
Starters out-score opponent's starters	1-1.....	10-0.....	23-1
Opponent's starters score equal/more	0-0.....	4-2.....	4-3
Bench out-scores opponent's bench	1-0.....	9-2.....	17-2
Opponent's bench scores equal/more.....	0-1.....	5-0.....	10-2
Shooting 50% or better	1-0.....	6-0.....	14-0
Shooting between 40-49%	0-1.....	8-1.....	12-3
Shooting between 30-39%	0-0.....	0-1.....	1-1
Shooting less than 30%	0-0.....	0-0.....	0-0
Opponent shoots 50% or better.....	0-0.....	0-0.....	0-0
Opponent shoots between 40-49%	0-1.....	0-2.....	3-4
Opponent shoots between 30-39%	0-0.....	11-0.....	15-0
Opponent shoots less than 30%	1-0.....	2-0.....	8-0
Shooting better than opponent.....	1-1.....	14-1.....	27-2
Shooting worse than/equal to opponent	0-0.....	0-1.....	0-2
Having more FTs made than opponent	1-0.....	12-0.....	24-1
Having equal/less FTs made than opponent ..	0-1.....	2-2.....	3-3
Out-rebounding opponent.....	0-1.....	12-1.....	23-2
Having equal/less rebounds than opponent ...	1-0.....	2-1.....	4-2
Having more TOs than opponent	0-1.....	13-2.....	15-3
Having equal or less TOs than opponent.....	1-0.....	1-0.....	12-1
Attempting more FT than 3FG.....	1-1.....	13-2.....	25-4
Attempting equal/less FT than 3FG	0-0.....	1-0.....	2-0
Making 5 or more 3FGs.....	0-0.....	6-1.....	12-1
Making less than 5 3FGs.....	1-1.....	8-1.....	15-3
Making no 3 FGs.....	0-0.....	1-0.....	1-0
Attempting 15 or more 3FGs	0-0.....	1-0.....	7-0
Attempting less than 15 3FGs	1-1.....	13-2.....	20-4

	Postseason	SEC Only	All
No South Carolina players foul out	1-1.....	12-2.....	23-4
One or more SC players foul out.....	0-0.....	2-0.....	4-0
Having 10 or more assists.....	1-1.....	13-1.....	26-2
Having less than 10 assists.....	0-0.....	1-1.....	1-2
Scoring more pts. in paint than opponent	1-1.....	13-1.....	26-2
Scoring equal/less pts. in paint than opp.	0-0.....	1-1.....	1-2
Scoring more pts. off TOs than opponent	1-0.....	5-1.....	16-2
Scoring equal/less pts. off TOs than opp.	0-1.....	9-1.....	11-2
Scoring more 2nd-chance pts.	0-0.....	8-2.....	18-2
Scoring equal/less 2nd-chance pts.....	1-1.....	6-0.....	9-2
Scoring more fast break pts.....	1-0.....	9-0.....	20-0
Scoring equal/less fast break pts.....	0-1.....	5-2.....	7-4
Wearing white uniforms	1-1.....	9-0.....	18-1
Wearing black uniforms	0-0.....	5-2.....	9-2
Wearing garnet uniforms.....	0-0.....	0-0.....	0-1
Playing in tournaments/classics	1-1.....	0-0.....	1-2
Playing on live television	1-1.....	7-2.....	14-3
Playing in November.....	0-0.....	0-0.....	7-0
Playing in December	0-0.....	0-0.....	5-1
Playing in January	0-0.....	7-1.....	7-1
Playing in February	0-0.....	7-0.....	7-0
Playing in March.....	1-1.....	0-1.....	1-2
Playing during the day.....	1-1.....	8-1.....	16-2
Playing at night	0-0.....	6-1.....	11-2
Playing on Sunday.....	0-0.....	8-1.....	12-1
Playing on Monday.....	0-0.....	0-0.....	2-0
Playing on Tuesday.....	0-0.....	0-0.....	0-0
Playing on Wednesday.....	0-0.....	0-0.....	1-1
Playing on Thursday.....	0-0.....	6-1.....	7-1
Playing on Friday	1-0.....	0-0.....	3-0
Playing on Saturday.....	0-1.....	0-0.....	2-1
Margin is 5 pts. or less.....	0-0.....	2-1.....	2-1
Margin is between 6-10.....	0-1.....	4-0.....	5-2
Margin is between 11-20.....	1-0.....	5-1.....	8-1
Margin is more than 20.....	0-0.....	3-0.....	12-0
Having a 20-pt. scorer.....	0-0.....	6-1.....	11-2
Having a 30-pt. scorer.....	0-0.....	0-0.....	0-0
Scoring 49 points or less.....	0-0.....	0-0.....	0-0
Scoring 50-59 points	0-1.....	1-0.....	1-1
Scoring 60-69 points.....	1-0.....	5-2.....	9-3
Scoring 70-79 points.....	0-0.....	6-0.....	10-0
Scoring 80-89 points.....	0-0.....	1-0.....	5-0
Scoring 90-99 points.....	0-0.....	1-0.....	2-0

2013-14 Team High / Low

South Carolina Highs	South Carolina Lows	Category	Opponent Lows	Opponent Highs
99 vs. Ole Miss, 1/30	55 at Arkansas, 1/2	Points in Game	25, NC Central, 12/2	74, vs. North Carolina, 12/18
99 vs. Charleston Southern, 11/8				
55 (2nd) vs. Ole Miss, 1/30	17 (1st) at Texas A&M, 1/16	Points in Half	12 (1st), SC State, 12/22 12 (2nd), NC Central, 12/2	45 (2nd) vs. Ole Miss, 1/30
39 vs. Charleston Southern, 11/8	18 vs. Georgia, 2/27	Field Goals Made	8, NC Central, 12/2	29, at Tennessee, 3/2
66 vs. C. of Charleston, 11/14	41 at Auburn, 1/12	Field Goal Attempts	48, at San Diego St., 11/23 48, at Clemson, 11/20	73, Kentucky, 1/9
.609 (39-64) vs. Chas. Sthrn., 11/8	.379 (25-66) vs. CofC, 11/14	FG Percentage	.160 (8-50), NC Central, 12/2	.459 (28-61), vs. UNC, 12/18
9 at San Diego St., 11/23	0 at Vanderbilt, 1/26	3-Point FG Made	1, at Vanderbilt, 1/26 1, Kentucky, 1/9 1, NC Central, 12/2 1, at Southern Cal, 11/25 1, at San Diego St., 11/23	9, Missouri, 2/2
9 vs. C. of Charleston, 11/14				
28 vs. C. of Charleston, 11/14	2 at Vanderbilt, 1/26	3-Point FG Attempts	4, at Texas A&M, 1/16	23, Charleston Southern, 11/8
.667 (4-6) vs. Savannah St., 12/28	.000 (0-2) at Vanderbilt, 1/26	3-Point FG Percentage	.071 (1-14), NC Central, 12/2	.571 (4-7), LA Tech, 11/10
32 vs. Ole Miss, 1/30	7 at Vanderbilt, 1/26	Free Throws Made	0, SC State, 12/22	21, Ole Miss, 1/30
48 vs. Savannah State, 12/28	9 at Vanderbilt, 1/26	Free Throw Attempts	2, SC State, 12/22	31, Ole Miss, 1/30
.909 (10-11) vs. Alabama, 1/19	.364 (8-22) vs. LA Tech, 11/10	FT Percentage	.000 (0-2), SC State, 12/22	.933 (14-15), Vanderbilt, 1/5
62 vs. C. of Charleston, 11/14	27 at Auburn, 1/12	Rebounds	19, at Kentucky, 2/20	48, at Tennessee, 3/2
25 vs. Alabama, 1/19	6 vs. North Carolina, 12/18	Assists	4, Seton Hall, 11/17	16, Missouri, 2/2
25 vs. Charleston Southern, 11/8				
17 vs. Charleston Southern, 11/8	1 vs. Kentucky, 3/8	Steals	3, Missouri, 2/2 3, Ole Miss, 1/30 3, NC Central, 12/2	13, Arkansas, 2/9
14 at Mississippi State, 2/6	3 at Auburn, 1/12	Blocked Shots	0, at Kentucky, 2/20 0, at Vanderbilt, 1/26 0, at Charlotte, 12/8	6, at Auburn, 1/12 6, at Arkansas, 1/2
14 vs. Kentucky, 1/9	3 at Southern Cal, 11/25			
24 at Vanderbilt, 1/26	7 vs. NC Central, 12/2	Turnovers	5, vs. Kentucky, 3/8 5, at Mississippi State, 2/6	25, at San Diego St., 11/23 25, Charleston Southern, 11/8
24 at Vanderbilt, 1/26	1 vs. SC State, 12/22	Fouls	13, NC Central, 12/2	33, Missouri, 2/2

2013-14 Individual Superlatives

Category	South Carolina	Opponent
Points in Game	25 by Tiffany Mitchell vs. Georgia, 2/27	24 by Valencia McFarland, Ole Miss, 1/30 24 by Tabatha Richardson-Smith, Seton Hall, 11/17
Points in Half	18 (2nd) by Aleighsa Welch at Charlotte, 12/8	15 (2nd) by Erica Williams, Winthrop, 12/20 15 (1st) by Tabatha Richardson-Smith, Seton Hall, 11/17
Field Goals Made	11 by Alaina Coates vs. Vanderbilt, 1/5	9 by Isabelle Harrison, at Tennessee, 3/2 9 by Jattera Bonds, Florida, 2/23 9 by Christina Foggie, at Vanderbilt, 1/26 9 by Stephanie Mavunga, vs. North Carolina, 12/18
Field Goal Attempts	19 by Aleighsa Welch at Tennessee, 3/2 19 by Aleighsa Welch at Texas A&M, 1/16	22 by Ka-Deidre Simmons, Seton Hall, 11/17
FG Percentage	1.000 (7-7) by Alaina Coates vs. SC State, 12/22 1.000 (7-7) by Elem Ibiam vs. Charleston Southern, 11/8	.833 (5-6) by Kylee Smith, Vanderbilt, 1/5
3-Point FG Made	4 by Tiffany Mitchell vs. Winthrop, 12/20 4 by Asia Dozier at San Diego St., 11/23 4 by Asia Dozier vs. C. of Charleston, 11/14	5 by Tabatha Richardson-Smith, Seton Hall, 11/17
3-Point FG Attempts	10 by Asia Dozier, at San Diego St., 11/23	9 by Jessica Jackson, at Arkansas, 1/2
3-Point FG Percentage	1.000 (3-3) by Khadijah Sessions, at Kentucky, 2/20 1.000 (3-3) by Tiffany Mitchell at LSU, 2/16	.833 (5-6) by Tabatha Richardson-Smith, Seton Hall, 11/17
Free Throws Made	12 by Tiffany Mitchell vs. Savannah State, 12/28	9 by Tia Faleru, Ole Miss, 1/30
Free Throw Attempts	16 by Tiffany Mitchell vs. Savannah State, 12/28	13 by Tia Faleru, Ole Miss, 1/30
FT Percentage	1.000 (10-10) by Tiffany Mitchell vs. Georgia, 2/27	1.000 (6-6) Jessica Jackson, Arkansas, 2/9
Rebounds	17 by Alaina Coates vs. Kentucky, 1/9 17 by Aleighsa Welch vs. C. of Charleston, 11/14	15 by Isabelle Harrison, at Tennessee, 3/2
Assists	9 by Tiffany Mitchell at San Diego St., 11/23	8 by Dequesha McClanahan, Winthrop, 12/20
Steals	6 by Tiffany Mitchell at Auburn, 1/12	5 by Keira Peak, Arkansas, 2/9
Blocked Shots	7 by Elem Ibiam at Mississippi State, 2/6	4 by Monique Maximilien, Charleston Southern, 11/8
Turnovers	8 by Aleighsa Welch at Vanderbilt, 1/26	7 by Lianna Doty, Missouri, 2/2 7 by Kourtney Williams, SC State, 12/22 7 by Ahjalee Harvey, at San Diego St., 11/23
Minutes Played	43 by Aleighsa Welch at Texas A&M, 1/16	45 by Jordan Jones, at Texas A&M, 1/16

Staley Era Team Records

Italics indicates set in 2013-14

Scoring

Most	Points
1. vs. <i>Ole Miss, 1/30/14</i>	99
vs. <i>Charleston Southern, 11/8/13</i>	99
3. at Clemson, 11/19/09	92
4. at <i>San Diego State, 11/23/13</i>	88
vs. <i>Seton Hall, 11/17/13</i>	88

Fewest	Points
1. at Stanford, 11/26/10	32
2. vs. Georgia, 3/4/11	34
3. vs. Mississippi State, 3/5/09	39
4. at Georgia, 1/13/13	40
5. at Mississippi State, 2/26/09	41

Fewest Allowed	Points
1. vs. South Carolina State, 12/14/11	21
2. vs. Presbyterian, 11/27/11	24
3. vs. <i>SC State, 12/22/13</i>	26
4. vs. <i>NC Central, 12/2/13</i>	27
5. vs. <i>Charleston Southern, 11/8/13</i>	29

Most Allowed	Points
1. at Clemson, 11/19/09	94
2. vs. North Carolina, 12/20/09	93
3. vs. Xavier, 11/12/10	84
4. at Tennessee, 2/17/11	82
at Florida, 2/22/09	82

Margin of Outcome

Victory	Score	Margin
1. vs. <i>Charleston Southern, 11/8/13</i>	99-29	+70
2. vs. <i>NC Central</i>	79-27	+52
3. vs. <i>SC State, 12/14/11</i>	66-21	+45
4. vs. <i>SC State, 12/22/13</i>	70-26	+44
5. vs. <i>Savannah State, 12/28/13</i>	82-40	+42

Defeat	Score	Margin
1. at Stanford, 11/26/10	32-70	-38
2. vs. Georgia, 3/4/11	34-66	-32
3. vs. Stanford, 12/19/08	47-78	-31
4. at Penn State, 11/21/10	48-78	-30
5. vs. Connecticut, 12/28/08	48-77	-29

Field Goals

Made	FGM
1. vs. <i>Charleston Southern, 11/8/13</i>	39
2. vs. North Carolina, 12/20/09	34
at Clemson, 11/19/09	34
4. vs. North Carolina, 12/18/11	33
5. vs. Eastern Michigan, 3/17/12	32

Attempts	FGA
1. vs. Penn State, 11/20/11	76
2. at Clemson, 11/19/09	74
3. vs. Tennessee, 1/20/11	73
4. vs. Kansas, 3/25/13	72
5. vs. NC State, 12/13/09	71

Highest Percentage (Min. 40 FGA)	FGM-A	Pct
1. vs. <i>Charleston Southern, 11/8/13</i>	39-64	.609
2. vs. <i>Ole Miss, 1/30/14</i>	31-51	.608
3. at Alabama, 1/10/10	31-52	.596
4. vs. <i>NC Central, 12/2/13</i>	31-53	.585
5. vs. <i>Seton Hall, 11/17/13</i>	26-45	.578

Lowest Percentage (Min. 40 FGA)	FGM-A	Pct
1. at Stanford, 11/26/10	12-55	.218
2. vs. Georgia, 3/4/11	12-52	.231
3. at Florida, 1/20/13	15-64	.234
4. at Kentucky, 2/5/09	13-55	.236
5. at Georgia, 1/2/11	13-54	.241

Lowest Percentage Allowed	FGM-A	Pct
1. vs. South Carolina State, 12/14/11	6-48	.125
2. vs. <i>NC Central, 12/2/13</i>	8-50	.160
3. vs. <i>Charleston Southern, 11/8/13</i>	10-54	.185
4. vs. Hampton, 11/22/12	11-57	.193
5. vs. Furman, 12/9/12	11-46	.239
vs. Clemson, 11/18/12	11-46	.239

Highest Percentage Allowed	FGM-A	Pct
1. vs. Connecticut, 12/28/08	35-62	.565
vs. Florida, 1/9/11	26-46	.565
3. vs. Xavier, 11/12/10	34-61	.557
4. at Kentucky, 1/13/11	30-55	.545
5. vs. Vanderbilt, 2/27/11	27-50	.540

3-Point Field Goals

Made	3FGM
1. at <i>San Diego State, 11/23/13</i>	9
vs. <i>College of Charleston, 11/14/13</i>	9
vs. Savannah State, 11/15/12	9
at Arkansas, 2/6/11	9
at Ole Miss, 1/16/11	9
vs. North Carolina, 12/18/11	9
vs. Ole Miss, 1/26/12	9

Attempts	3FGA
1. vs. Penn State, 11/20/11	29
2. vs. <i>College of Charleston, 11/14/13</i>	28
vs. North Carolina, 12/19/10	28
4. vs. Savannah State, 11/15/12	25
at Ole Miss, 1/16/11	25

Percentage (Min. 5 3FGA)	3FGM-A	Pct
1. vs. <i>Savannah State, 12/28/13</i>	4-6	.667
vs. Western Carolina, 12/29/12	6-9	.667
at Alabama, 1/10/10	8-12	.667
vs. Charlotte, 12/21/08	8-12	.667
5. vs. Florida, 2/12/12	8-13	.615

Free Throws

Made	FTM
1. vs. <i>Ole Miss, 1/30/14</i>	32
at Mississippi State, 1/6/13	32
3. vs. <i>Georgia, 2/27/14</i>	30
vs. <i>Savannah State, 12/28/13</i>	30
vs. <i>Seton Hall, 11/17/13</i>	30

Attempts	FTA
1. at Mississippi State, 1/6/13	50
2. vs. <i>Savannah State, 12/28/13</i>	48
3. vs. <i>Missouri, 2/2/14</i>	46
4. vs. <i>Seton Hall, 11/17/13</i>	44
vs. SC State, 12/21/12	44

Percentage (Min. 10 FTA)	FTM-A	Pct
1. vs. <i>Alabama, 1/19/14</i>	10-11	.909
2. at <i>Mississippi State, 2/6/14</i>	20-23	.870
3. vs. Auburn, 1/2/09	23-26	.885
4. vs. San Diego State, 11/28/09	14-16	.875
5. at <i>Kentucky, 2/20/14</i>	17-20	.850

Rebounding

Total	Rebs
1. vs. <i>College of Charleston, 11/14/13</i>	62
2. at Florida, 1/20/13	59
3. vs. Hampton, 11/22/12	57
4. at <i>Texas A&M, 1/16/14</i>	53
vs. <i>Kentucky, 1/9/14</i>	53
at Alabama, 2/7/13	53
vs. Elon, 11/9/12	53
vs. Brown, 12/29/09	53

Offensive	OREbs
1. vs. Elon, 11/9/12	29
2. vs. College of Charleston, 11/23/11	27
3. vs. Kansas, 3/25/13	26
at Florida, 1/20/13	26
4. vs. Savannah State, 11/15/12	25
vs. Penn State, 11/20/11	25
at Penn State, 11/21/10	25

Defensive	DREbs
1. vs. <i>College of Charleston, 11/14/13</i>	39
vs. Hampton, 11/22/12	39
3. at <i>Arkansas, 1/2/14</i>	38
4. at <i>Texas A&M, 1/16/15</i>	37
5. vs. <i>Kentucky, 1/9/14</i>	36

Margin	Rebs	Margin
1. at Alabama, 2/7/13	53-24	+29
2. vs. <i>SC State, 12/22/13</i>	47-21	+26
vs. Florida Gulf Coast, 11/23/12	46-20	+26
4. at <i>Kentucky, 2/20/14</i>	44-19	+25
vs. Hampton, 11/22/12	57-32	+25

Assists

Game	Assists
1. vs. <i>Alabama, 1/19/14</i>	25
vs. <i>Charleston Southern, 11/8/13</i>	25
3. at <i>San Diego State, 11/23/13</i>	24
4. vs. <i>Ole Miss, 1/30/14</i>	22
vs. Eastern Michigan, 3/17/12	22

Steals

Game	Steals
1. vs. Furman, 12/11/11	21
2. vs. <i>Charleston Southern, 11/8/13</i>	17
3. vs. NC State, 12/12/10	16
vs. USC Upstate, 12/16/08	16
5. vs. Furman, 12/9/12	15
vs. High Point, 12/2/09	15
vs. Davidson, 11/24/08	15

Blocked Shots

Game	Blocks
1. at <i>Mississippi State, 2/6/14</i>	14
vs. <i>Kentucky, 1/9/14</i>	14
3. vs. <i>Charleston Southern, 11/14/13</i>	12
4. vs. <i>Georgia, 2/27/14</i>	11
vs. <i>Florida, 2/23/14</i>	11
at <i>Arkansas, 1/2/14</i>	11
vs. Eastern Michigan, 3/17/12	11
vs. Furman, 12/11/11	11

Turnovers

Fewest	TOs
1. at Tennessee, 2/2/12	4
2. at Missouri, 2/28/13	5
vs. Georgia, 3/2/12	5
vs. Ole Miss, 3/3/11	5
5. vs. Stanford, 12/19/12	7
at Louisiana Tech, 11/12/12	7
vs. Tennessee, 3/3/12	7

Most	TOs
1. at Wake Forest, 12/3/08	32
2. vs. Hampton, 11/22/12	29
vs. Kentucky, 1/15/12	29
4. at Kentucky, 1/13/11	28
5. vs. Jacksonville, 12/30/08	26

The Last Time ...

Individual

Scored 50 Points

South Carolina 51, Jocelyn Penn vs. Stetson, 1/4/03
Opponent Never

Scored 40 Points

South Carolina 51, Jocelyn Penn vs. Stetson, 1/4/03
Opponent 46, Cornelia Gayden, LSU, 1/14/95

Scored 30 Points

South Carolina 30, Ieasia Walker vs. Clemson, 11/18/10
Opponent 32, LaQueta Ferguson, Florida International, 11/25/07

Grabbed 20 Rebounds

South Carolina 25, Kelsey Bone vs. Boston University, 12/28/09
Opponent 24, Courtney Paris, Oklahoma, 12/30/07

Grabbed 15 Rebounds

South Carolina 16, Aleighsa Welch at Texas A&M, 1/16/14
Opponent 15, Isabelle Harrison, at Tennessee, 3/2/14

Two Players with 20 or More Points

South Carolina La'Keisha Sutton 21/Markeshia Grant 20 vs. North Carolina, 12/18/11
Opponent Monica Engelmann 27/Angel Goodrich 20, Kansas, 3/25/13

Two Players with 10 or More Rebounds

South Carolina Aleighsa Welch 16/Elem Ibiam 12 at Texas A&M, 1/16/14
Opponent Quistelle Williams 10/Berna Calli 10, Arkansas, 1/27/13

Had 10 Assists

South Carolina 10, Samone Kennedy at Florida, 2/24/08
Opponent 11, Marneshia Richard, Mississippi State, 1/21/07

Had Five Steals

South Carolina 6, Tiffany Mitchell at Auburn, 1/12/14
Opponent 5, Keira Peak, Arkansas, 2/9/14

Had Five Blocked Shots

South Carolina 5, Elem Ibiam vs. Georgia, 2/27/14
Opponent 7, Isabelle Harrison, Tennessee, 1/3/13

Had a Double-Double

South Carolina Alaina Coates (16 pts/12 rebs) vs. Florida, 2/23/14
Opponent Isabelle Harrison (20 pts/15 rebs), at Tennessee, 3/2/14

Two Players had a Double-Double

South Carolina Alaina Coates (10 pts/17 rebs)/Aleighsa Welch (16 pts/14 rebs) vs. Kentucky, 1/9/14
Opponent Chiney Ogumike (11 pts/10 rebs)/Nnemkadi Ogumike (39 pts/10 rebs), Stanford, 3/24/12

Three Players had a Double-Double

South Carolina Ashley Bruner (16 pts/12 rebs)/Aleighsa Welch (16 pts/ 11 rebs)/ Elem Ibiam (12 pts/10 rebs) vs. Kansas, 3/25/13
Opponent Merlakia Jones (26 pts/10 rebs)/Takilya Davis (19 pts/13 rebs)/ DeLisha Milton (14 pts/15 rebs), at Florida, 2/20/94

Had a Triple-Double

South Carolina Iva Sliskovic (18 pts, 15 rebs, 10 assts) vs. High Point, 12/20/06
Opponent Never

Team

Scored 100 Points

South Carolina 102 vs. North Carolina A&T, 3/21/08
Opponent 103, Clemson, 11/21/03

Won by 30 or More Points

South Carolina 82-40 (42) vs. Savannah State, 12/28/13
Opponent 66-34 (32), Georgia, 3/4/11

Shot 65% or Better from the Field

South Carolina .652 (45-69) vs. East Tennessee State, 12/19/00
Opponent Never

Shot 60% or Better from the Field

South Carolina .608 (31-51) vs. Ole Miss, 1/30/14
Opponent .604 (29-48), Vanderbilt, 1/18/01

Shot 50% or Better from the Field

South Carolina .571 (28-49), vs. Georgia, 3/7/14
Opponent .535 (23-43), Missouri, 2/28/13

No Players in Double-Figure Points

South Carolina at Auburn, 1/19/12
Opponent Arkansas, 2/9/14

Five Players in Double-Figure Points

South Carolina vs. Missouri, 2/2/14
Opponent Arkansas, 2/14/10

More Than Five Players in Double-Figure Points

South Carolina 6 vs. Missouri, 2/2/14
Opponent 6, at Georgia, 2/13/03

Faced AP Top-25 Opponent

Win 81-58 at No. 15 Kentucky, 2/20/14
Loss 58-68 vs. No. 12 Kentucky, 3/8/14

Faced AP Top-10 Opponent

Win 68-59 vs. No. 9 Kentucky, 1/9/14
Loss 61-73 at No. 10 Tennessee, 3/2/14

Faced AP Top-5 Opponent

Win 55-50 vs. No. 5 Kentucky, 1/24/13
Loss 49-53 vs. No. 1 Stanford, 12/19/12

Faced AP No. 1 Team

Win Never
Loss 49-53 vs. No. 1 Stanford, 12/19/12

Overtime Game

Win 58-55 vs. Drexel, 11/28/12
Loss 65-57 at Texas A&M, 1/16/14

Double-Overtime Game

Win 92-91 at Florida State, 2/4/91
Loss 92-94 at Clemson, 11/19/09

South Carolina Was Ranked (AP Poll)

AP No. 1 Never
AP Top 10 No. 8, 3/10/14
AP Top 25 No. 8, 3/10/14



2013-14 South Carolina Basketball
South Carolina Combined Team Statistics (as of Mar 13, 2014)
All games



RECORD:	OVERALL	HOME	AWAY	NEUTRAL
ALL GAMES	27-4	16-0	10-2	1-2
CONFERENCE	14-2	8-0	6-2	0-0
NON-CONFERENCE	13-2	8-0	4-0	1-2

##	Player	gp-gs	min	avg	Total		3-Point		F-Throw		Rebounds				pf	dq	a	to	blk	stl	pts	avg
					fg-fga	fg%	3fg-fga	3fg%	ft-fa	ft%	off	def	tot	avg								
25	MITCHELL, Tiffany	31-31	960	31.0	152-299	.508	34-66	.515	134-170	.788	38	132	170	5.5	56	0	108	91	8	60	472	15.2
24	WELCH, Aleighsa	31-30	941	30.4	158-276	.572	1-1	1.000	108-180	.600	93	139	232	7.5	55	0	62	60	42	28	425	13.7
41	COATES, Alaina	31-1	596	19.2	134-213	.629	0-0	.000	105-160	.656	71	176	247	8.0	72	1	10	52	64	16	373	12.0
33	BIAM, Elem	31-31	735	23.7	121-219	.553	0-0	.000	62-95	.653	55	141	196	6.3	88	3	10	47	82	13	304	9.8
05	SESSIONS, Khadijah	26-23	671	25.8	54-139	.388	17-55	.309	64-91	.703	7	32	39	1.5	51	0	71	42	1	25	189	7.3
31	DOZIER, Asia	31-29	819	26.4	66-193	.342	32-96	.333	22-37	.595	18	69	87	2.8	55	0	83	63	7	18	186	6.0
23	ROY, Tina	31-1	516	16.6	41-138	.297	19-81	.235	14-23	.609	9	55	64	2.1	17	0	45	21	9	5	115	3.7
15	DAVIS, Tiffany	29-7	332	11.4	22-55	.400	11-27	.407	19-26	.731	4	23	27	0.9	26	0	28	39	1	4	74	2.6
02	GAINES, Olivia	29-1	291	10.0	23-46	.500	1-2	.500	18-24	.750	11	29	40	1.4	31	0	32	13	3	19	65	2.2
12	MONTOUT, Wilka	28-1	252	9.0	17-48	.354	5-16	.313	6-19	.316	23	24	47	1.7	25	0	5	13	7	1	45	1.6
21	MORRISON, LeAnna	21-0	66	3.1	4-13	.308	1-8	.125	6-10	.600	6	4	10	0.5	8	0	3	2	0	1	15	0.7
00	FARMER, India	16-0	46	2.9	2-7	.286	2-4	.500	0-0	.000	2	4	6	0.4	4	0	0	1	1	0	6	0.4
Team											33	63	96		1		8					
Total.....		31	6225		794-1646	.482	123-356	.346	558-835	.668	370	891	1261	40.7	489	4	457	452	225	190	2269	73.2
Opponents.....		31	6225		635-1844	.344	108-378	.286	327-486	.673	374	610	984	31.7	680	27	309	404	83	195	1705	55.0

TEAM STATISTICS	SC	OPP	Date	Opponent	Score	Att.		
SCORING	2269	1705	11/08/13	CHARLESTON SOUTHERN	w 99-29	5120		
Points per game	73.2	55.0	11/10/13	LOUISIANA TECH	w 68-45	5078		
Scoring margin	+18.2	-	11/14/13	COLL. OF CHARLESTON	w 81-54	4882		
FIELD GOALS-ATT	794-1646	635-1844	11/17/13	SETON HALL	w 88-67	4765		
Field goal pct	.482	.344	11/20/13	at Clemson	w 68-43	715		
3 POINT FG-ATT	123-356	108-378	11/23/13	at San Diego State	w 88-54	642		
3-point FG pct	.346	.286	11/25/13	at USC	w 70-50	897		
3-pt FG made per game	4.0	3.5	12/02/13	NC CENTRAL	w 79-27	4347		
FREE THROWS-ATT	558-835	327-486	12/08/13	at Charlotte	w 76-61	1357		
Free throw pct	.668	.673	12/18/13	vs #14/13 North Carolina	L 66-74	4137		
F-Throws made per game	18.0	10.5	12/20/13	WINTHROP	w 69-61	5021		
REBOUNDS	1261	984	12/22/13	SC STATE	w 70-26	5937		
Rebounds per game	40.7	31.7	12/28/13	SAVANNAH STATE	w 82-40	4824		
Rebounding margin	+8.9	-	* 01/02/14	at Arkansas	w 55-51	2215		
ASSISTS	457	309	* 01/05/14	VANDERBILT	w 76-66	4810		
Assists per game	14.7	10.0	* 01/09/14	#9/10 KENTUCKY	w 68-59	5689		
TURNOVERS	452	404	* 01/12/14	at Auburn	w 72-66	2453		
Turnovers per game	14.6	13.0	* 01/16/14	at #25/21 Texas A&M	Lot 65-67	5778		
Turnover margin	-1.5	-	* 01/19/14	ALABAMA	w 77-51	7740		
Assist/turnover ratio	1.0	0.8	* 01/26/14	at #16/19 Vanderbilt	w 61-57	3554		
STEALS	190	195	* 01/30/14	OLE MISS	w 99-70	5344		
Steals per game	6.1	6.3	* 02/02/14	MISSOURI	w 78-62	7828		
BLOCKS	225	83	* 02/06/14	at Mississippi State	w 71-64	2323		
Blocks per game	7.3	2.7	* 02/09/14	ARKANSAS	w 67-49	7545		
ATTENDANCE	101935	58953	* 02/16/14	at #19/17 LSU	w 73-57	4275		
Home games-Avg/Game	16-6371	12-3687	* 02/20/14	at #15/15 Kentucky	w 81-58	5958		
Neutral site-Avg/Game	-	3-4905	* 02/23/14	FLORIDA	w 69-55	10547		
			* 02/27/14	GEORGIA	w 67-56	12458		
Score by Periods	1st	2nd	OT	Totals				
South Carolina	1109	1151	9	2269				
Opponents	798	899	11	1708				
					* 03/02/14	at #10/9 Tennessee	L 61-73	14072
					^ 03/07/14	vs Georgia	w 67-48	4271
					^ 03/08/14	vs #12/13 Kentucky	L 58-68	6306

* = Conference game
^ = SEC Tournament (Duluth, Ga.)



2013-14 South Carolina Basketball
South Carolina Combined Team Statistics (as of Mar 02, 2014)
Conference games



RECORD:	OVERALL	HOME	AWAY	NEUTRAL
ALL GAMES	14-2	8-0	6-2	0-0
CONFERENCE	14-2	8-0	6-2	0-0
NON-CONFERENCE	0-0	0-0	0-0	0-0

##	Player	gp-gs	min	avg	Total		3-Point		F-Throw		Rebounds				pf	dq	a	to	blk	stl	pts	avg	
					fg-fga	fg%	3fg-fga	3fg%	ft-fa	ft%	off	def	tot	avg									
25	MITCHELL, Tiffany	16-16	530	33.1	81-159	.509	17-30	.567	75-86	.872	18	85	103	6.4	37	0	54	52	8	28	254	15.9	
24	WELCH, Aleighsa	16-16	533	33.3	82-164	.500	1-1	1.000	53-85	.624	49	74	123	7.7	32	0	32	37	31	12	218	13.6	
41	COATES, Alaina	16-0	343	21.4	74-121	.612	0-0	.000	55-82	.671	36	100	136	8.5	38	1	6	33	35	10	203	12.7	
33	BIAM, Elem	16-16	369	23.1	54-103	.524	0-0	.000	30-43	.698	27	73	100	6.3	51	1	3	30	44	2	138	8.6	
05	SESSIONS, Khadijah	14-11	353	25.2	26-63	.413	9-24	.375	41-55	.745	3	15	18	1.3	34	0	31	24	1	11	102	7.3	
31	DOZIER, Asia	16-15	449	28.1	29-96	.302	14-44	.318	9-17	.529	6	37	43	2.7	32	0	48	37	5	7	81	5.1	
23	ROY, Tina	16-0	241	15.1	18-62	.290	8-35	.229	6-13	.462	2	30	32	2.0	10	0	20	11	5	1	50	3.1	
15	DAVIS, Tiffany	16-4	172	10.8	10-26	.385	4-11	.364	14-17	.824	2	13	15	0.9	19	0	12	19	0	0	38	2.4	
02	GAINES, Olivia	16-1	141	8.8	11-24	.458	1-1	1.000	10-13	.769	3	14	17	1.1	14	0	10	5	1	9	33	2.1	
12	MONTOUT, Wilka	13-1	72	5.5	6-12	.500	2-6	.333	3-4	.750	4	7	11	0.8	9	0	1	4	3	0	17	1.3	
00	FARMER, India	7-0	10	1.4	1-2	.500	1-2	.500	0-0	.000	0	0	0	0.0	2	0	0	1	0	0	3	0.4	
21	MORRISON, LeAnna	8-0	12	1.5	1-2	.500	0-1	.000	1-2	.500	1	0	1	0.1	3	0	0	0	0	0	3	0.4	
Team											23	31	54		1		6						
Total.....		16	3225		393-834	.471	57-155	.368	297-417	.712	174	479	653	40.8	282	2	217	259	133	80	1140	71.2	
Opponents.....		16	3225		353-1008	.350	61-189	.323	194-277	.700	211	311	522	32.6	357	17	172	170	51	109	961	60.1	

TEAM STATISTICS	SC	OPP	Date	Opponent	Score	Att.
SCORING	1140	961	* 01/02/14	at Arkansas	w 55-51	2215
Points per game	71.2	60.1	* 01/05/14	VANDERBILT	w 76-66	4810
Scoring margin	+11.2	-	* 01/09/14	#9/10 KENTUCKY	w 68-59	5689
FIELD GOALS-ATT	393-834	353-1008	* 01/12/14	at Auburn	w 72-66	2453
Field goal pct	.471	.350	* 01/16/14	at #25/21 Texas A&M	Lot 65-67	5778
3 POINT FG-ATT	57-155	61-189	* 01/19/14	ALABAMA	w 77-51	7740
3-point FG pct	.368	.323	* 01/26/14	at #16/19 Vanderbilt	w 61-57	3554
3-pt FG made per game	3.6	3.8	* 01/30/14	OLE MISS	w 99-70	5344
FREE THROWS-ATT	297-417	194-277	* 02/02/14	MISSOURI	w 78-62	7828
Free throw pct	.712	.700	* 02/06/14	at Mississippi State	w 71-64	2323
F-Throws made per game	18.6	12.1	* 02/09/14	ARKANSAS	w 67-49	7545
REBOUNDS	653	522	* 02/16/14	at #19/17 LSU	w 73-57	4275
Rebounds per game	40.8	32.6	* 02/20/14	at #15/15 Kentucky	w 81-58	5958
Rebounding margin	+8.2	-	* 02/23/14	FLORIDA	w 69-55	10547
ASSISTS	217	172	* 02/27/14	GEORGIA	w 67-56	12458
Assists per game	13.6	10.8	* 03/02/14	at #10/9 Tennessee	L 61-73	14072
TURNOVERS	259	170				
Turnovers per game	16.2	10.6	* = Conference game			
Turnover margin	-5.6	-				
Assist/turnover ratio	0.8	1.0				
STEALS	80	109				
Steals per game	5.0	6.8				
BLOCKS	133	51				
Blocks per game	8.3	3.2				
ATTENDANCE	61961	40628				
Home games-Avg/Game	8-7745	8-5078				
Neutral site-Avg/Game	-	0-0				

Score by Periods	1st	2nd	OT	Totals
South Carolina	552	579	9	1140
Opponents	423	527	11	961



2013-14 South Carolina Basketball
South Carolina Points-Rebounds-Assists (as of Mar 08, 2014)
All games



Opponent	Date	Score	00	02	05	12	15	21	23	24	25	31	33	41											
			FARMER	JIND	GAINES	OLI	SESSIONS	K	MONTGOMERY	DAVIS	TJFF	MORRISON	L	ROY	TINA	WELCH	HALEI	MITCHELL	T	DOZIER	RASI	IBIAMELE	M	COATES	ALA
CSU	11/08/13	99-29 w	0-0-0	4-4-5	10-2-3	7-4-1	5-2-1	0-1-1	5-3-7	15-8-0	12-1-1	4-3-5	17-6-0	20-7-1											
LATECH	11/10/13	68-45 w	0-0-0	2-4-3	7-1-5	0-3-0	3-2-1	0-0-0	2-1-2	14-10-3	10-4-3	7-1-0	11-8-1	12-10-0											
COFC	11/14/13	81-54 w	0-0-0	2-1-0	2-1-4	2-8-0	7-1-3	0-1-1	6-0-2	12-17-2	11-8-1	16-2-3	12-6-0	11-14-0											
SHU	11/17/13	88-67 w	DNP	0-1-1	17-3-5	0-0-1	0-1-0	2-0-0	5-2-1	15-8-4	15-3-4	6-4-2	18-8-0	10-8-1											
at CSU	11/20/13	68-43 w	0-0-0	DNP	10-3-3	1-4-0	0-0-1	0-0-0	3-3-0	17-10-4	14-6-5	4-9-0	10-6-1	9-6-0											
at SDSU	11/23/13	88-54 w	DNP	1-1-1	12-0-5	2-2-0	0-0-3	0-1-1	6-1-2	8-4-2	17-3-9	16-3-0	5-4-1	21-8-0											
at USC	11/25/13	70-50 w	DNP	DNP	7-1-3	0-2-1	DNP	0-0-0	11-3-0	14-6-1	22-6-4	4-2-2	4-5-1	8-9-0											
NCCU	12/02/13	79-27 w	3-3-0	4-5-4	7-0-6	5-1-1	DNP	3-2-0	2-6-5	13-4-1	19-3-1	6-2-1	2-3-0	15-7-1											
at CHA	12/08/13	76-61 w	DNP	0-1-0	6-2-3	3-2-0	0-0-0	2-0-0	1-2-1	18-6-0	15-3-4	10-5-4	19-9-0	2-4-0											
vs NC	12/18/13	66-74 L	DNP	2-1-2	4-2-1	0-1-0	0-0-0	DNP	2-4-0	23-6-0	18-5-1	3-3-1	14-5-1	0-1-0											
WU	12/20/13	69-61 w	DNP	2-1-1	DNP	2-3-0	3-4-2	DNP	0-0-0	14-8-2	20-1-7	13-2-5	12-9-0	3-3-0											
SCSUW	12/22/13	70-26 w	0-1-0	6-4-2	DNP	2-5-0	6-1-3	0-1-0	7-1-2	8-5-3	5-9-4	4-4-3	9-9-1	23-5-1											
SSU	12/28/13	82-40 w	0-0-0	7-0-1	DNP	0-0-0	8-1-0	1-2-0	2-2-2	14-3-5	18-7-4	10-1-1	5-9-0	17-12-0											
at AR	01/02/14	55-51 w	DNP	1-1-1	DNP	DNP	3-6-1	DNP	0-2-0	11-7-2	16-11-1	9-2-5	4-4-0	11-12-0											
VANDY	01/05/14	76-66 w	DNP	2-1-2	DNP	DNP	3-1-2	DNP	3-3-3	9-3-3	19-4-4	5-1-5	11-8-0	24-10-0											
UK	01/09/14	68-59 w	DNP	2-0-0	3-1-0	DNP	0-0-1	DNP	11-2-3	16-14-3	17-7-3	0-1-4	9-4-0	10-17-0											
at AU	01/12/14	72-66 w	DNP	1-0-0	9-1-3	0-1-1	0-1-0	DNP	7-1-1	10-5-3	18-2-1	9-5-3	4-3-0	14-6-0											
at TAMU	01/16/14	65-67 L	DNP	5-2-0	2-0-3	1-1-0	0-1-0	DNP	1-1-0	20-16-2	19-8-1	5-3-0	4-12-2	8-5-0											
UA	01/19/14	77-51 w	3-0-0	4-3-3	3-0-3	6-1-0	0-0-0	0-0-0	6-2-3	12-10-1	7-6-8	8-3-5	18-7-1	10-9-1											
at VU	01/26/14	61-57 w	DNP	2-1-0	6-3-0	4-1-0	0-1-1	DNP	0-1-1	10-6-3	14-7-3	9-3-2	10-9-0	6-5-0											
UM	01/30/14	99-70 w	0-0-0	1-1-0	11-2-3	4-2-0	11-2-1	1-0-0	3-1-2	11-4-2	15-3-8	4-1-6	14-8-0	24-12-0											
MU	02/02/14	78-62 w	0-0-0	0-0-0	13-2-6	0-0-0	0-0-2	0-0-0	0-1-0	11-5-0	20-9-3	11-3-4	10-6-0	13-5-1											
at MS	02/06/14	71-64 w	DNP	0-1-0	14-2-3	0-0-0	4-0-0	DNP	5-8-4	18-11-4	7-2-0	10-3-4	5-5-0	8-5-0											
AR	02/09/14	67-49 w	0-0-0	5-1-0	3-1-2	0-0-0	3-2-1	2-1-0	3-5-0	16-7-1	15-8-4	0-1-4	10-6-0	10-8-0											
at LSU	02/16/14	73-57 w	0-0-0	0-0-1	9-2-1	2-2-0	3-0-0	0-0-0	6-3-1	19-6-1	19-7-7	1-1-1	1-7-0	13-8-1											
at UK	02/20/14	81-58 w	DNP	2-3-0	18-0-0	0-1-0	0-0-0	0-0-0	0-2-1	21-10-2	12-7-5	4-4-2	16-4-0	8-6-0											
UF	02/23/14	69-55 w	0-0-0	4-2-2	3-2-2	0-0-0	3-1-2	0-0-0	0-0-1	12-5-1	20-8-2	3-6-3	8-4-0	16-12-1											
UGA	02/27/14	67-56 w	0-0-0	2-0-0	5-1-2	0-2-0	2-0-0	0-0-0	3-0-0	6-5-3	25-6-2	0-4-0	6-9-0	18-8-0											
at UT	03/02/14	61-73 L	DNP	2-1-1	3-1-3	0-0-0	6-0-1	DNP	2-0-0	16-9-1	11-8-2	3-2-0	8-4-0	10-8-2											
vs UGA	03/07/14	67-48 w	0-1-0	2-0-0	3-2-1	2-1-0	2-0-1	2-1-0	8-2-1	10-9-0	11-4-3	2-1-6	12-3-1	13-8-0											
vs UK-1	03/08/14	58-68 L	0-1-0	0-0-2	2-4-1	2-0-0	2-0-1	2-0-0	5-2-0	12-5-3	11-4-3	0-2-2	16-6-0	6-9-0											



2013-14 South Carolina Basketball
 South Carolina Team Game-by-Game Comparison (as of Mar 08, 2014)
All games



Opponent	1st	2nd	Score	Mar	Total FG	FG Pct	3-Pointers	3FG Pct	Free Throws	FT Pct	Rebounds	Assist	T/Ovr	Block	Steal	Fouls
CHARLESTON SOUTHERN	52/13	47/16	99-29	+70	39-64/10-54	.609/.185	3-6/4-23	.500/.174	18-28/5-6	.643/.833	46/25	25/6	10/25	12/5	17/5	9/19
LOUISIANA TECH	31/17	37/28	68-45	+23	28-62/18-50	.452/.360	4-18/4-7	.222/.571	8-22/5-14	.364/.357	47/29	18/10	13/17	4/2	6/7	15/22
COLL. OF CHARLESTON	46/34	35/20	81-54	+27	25-66/21-68	.379/.309	9-28/3-13	.321/.231	22-42/9-18	.524/.500	62/38	16/12	12/10	8/2	5/5	15/27
SETON HALL	41/39	47/28	88-67	+21	26-45/26-67	.578/.388	6-12/6-11	.500/.545	30-44/9-18	.682/.500	38/30	19/4	11/8	9/2	6/5	16/28
Clemson	27/15	41/28	68-43	+25	26-57/14-48	.456/.292	4-16/3-7	.250/.429	12-18/12-19	.667/.632	49/27	14/7	12/11	5/2	6/5	13/17
San Diego State	43/32	45/22	88-54	+34	29-55/21-48	.527/.438	9-23/1-8	.391/.125	21-31/8-15	.677/.533	30/31	24/10	8/25	4/1	12/5	18/25
USC	30/24	40/26	70-50	+20	24-48/20-52	.500/.385	2-6/1-11	.333/.091	20-26/9-18	.769/.500	35/30	12/12	19/22	3/4	8/10	18/21
NC CENTRAL	46/15	33/12	79-27	+52	31-53/8-50	.565/.160	6-18/1-14	.333/.071	11-16/10-12	.688/.833	38/28	20/6	7/16	4/1	7/3	11/13
Charlotte	33/32	43/29	76-61	+15	25-53/24-53	.472/.453	1-6/3-13	.167/.231	25-33/10-12	.758/.833	36/29	12/10	15/18	7/0	10/6	13/24
#14/13 North Carolina	27/39	39/35	66-74	(8)	23-56/28-61	.411/.459	1-11/4-16	.091/.250	19-29/14-17	.655/.824	33/43	6/12	14/17	6/3	7/5	18/23
WINTHROP	37/23	32/38	69-61	+8	24-48/24-59	.500/.407	8-19/4-8	.421/.500	13-24/9-10	.542/.900	34/30	17/13	20/13	5/2	4/8	18/21
SC STATE	37/12	33/14	70-26	+44	26-57/12-49	.456/.245	5-12/2-19	.417/.105	13-18/0-2	.722/.000	47/21	19/7	14/16	5/1	7/8	11/14
SAVANNAH STATE	43/25	39/15	82-40	+42	24-47/13-49	.511/.285	4-6/2-10	.667/.200	30-48/12-14	.625/.857	39/27	13/6	10/19	5/3	10/4	17/31
Arkansas	28/16	27/35	55-51	+4	21-52/18-69	.404/.261	1-5/5-19	.200/.263	12-19/10-14	.632/.714	48/38	10/8	21/10	1/6	4/11	19/20
VANDERBILT	41/30	35/36	76-66	+10	25-46/23-61	.543/.377	4-7/6-12	.571/.500	22-27/14-15	.815/.933	32/29	19/14	15/13	8/3	6/4	22/23
#9/10 KENTUCKY	34/24	34/35	68-59	+9	24-60/23-73	.400/.315	2-7/1-8	.286/.125	18-30/12-22	.600/.545	53/43	12/15	20/18	14/5	3/5	17/26
Auburn	39/39	33/27	72-66	+6	22-41/23-58	.537/.397	5-12/4-13	.417/.308	23-34/16-22	.676/.727	27/32	12/15	20/18	3/6	10/8	19/27
#25/21 Texas A&M	17/34	39/22	65-67	(2)	25-61/25-72	.410/.347	5-11/2-4	.455/.500	10-21/15-20	.476/.750	53/41	8/13	20/8	7/3	4/9	21/19
ALABAMA	43/26	34/25	77-51	+26	30-58/19-58	.517/.328	7-12/3-14	.583/.214	10-11/10-15	.909/.667	43/24	25/10	15/10	7/3	2/9	15/14
#16/19 Vanderbilt	31/27	30/30	61-57	+4	21-50/22-59	.540/.373	0-2/1-5	.000/.200	7-9/12-19	.778/.632	38/28	10/11	24/10	8/0	4/7	24/18
OLE MISS	44/25	55/45	99-70	+29	31-51/23-58	.608/.397	5-11/3-14	.455/.214	32-41/21-31	.780/.677	38/27	22/11	11/8	7/2	7/3	23/28
MISSOURI	48/25	30/37	78-62	+16	24-49/21-55	.490/.382	5-13/9-19	.385/.474	25-46/11-16	.543/.688	35/33	16/16	11/19	9/2	9/3	20/33
Mississippi State	34/29	37/35	71-64	+7	23-52/21-63	.442/.333	5-12/5-12	.417/.417	20-23/17-22	.870/.773	40/31	15/12	14/5	14/5	2/6	15/19
ARKANSAS	33/18	34/31	67-49	+18	21-49/17-57	.429/.298	3-13/3-7	.231/.429	22-26/12-15	.846/.800	42/28	12/6	19/9	8/2	4/13	14/23
#19/17 LSU	32/24	41/33	73-57	+16	23-47/25-69	.489/.362	6-14/5-13	.429/.385	21-28/2-4	.750/.500	39/34	13/8	12/9	4/5	6/4	12/20
#15/15 Kentucky	36/28	45/30	81-58	+23	30-57/23-61	.526/.377	4-8/4-14	.500/.286	17-20/8-9	.850/.889	44/19	10/8	16/9	6/0	3/4	14/18
FLORIDA	32/22	37/33	69-55	+14	24-53/19-59	.453/.322	3-15/4-11	.200/.364	18-28/13-17	.643/.765	44/29	14/9	18/12	11/4	5/8	15/26
GEORGIA	30/18	37/38	67-56	+11	18-43/22-67	.419/.328	1-5/4-14	.200/.286	30-38/8-16	.789/.500	38/38	7/7	17/13	11/2	6/9	17/27
#10/9 Tennessee	30/38	31/35	61-73	(12)	25-65/29-69	.385/.420	1-8/2-10	.125/.200	10-16/13-20	.625/.650	39/48	10/14	10/7	5/3	5/6	15/16
Georgia	35/18	32/30	67-48	+19	28-49/18-69	.571/.261	2-10/5-20	.200/.250	9-21/7-9	.429/.778	35/40	13/11	12/12	9/1	4/4	12/20
#12/13 Kentucky	29/37	29/31	58-68	(10)	23-52/25-59	.442/.424	2-10/4-9	.200/.444	10-18/14-25	.556/.560	39/34	12/11	16/5	6/3	1/6	19/18

Note: Game totals are displayed in the format TEAM/OPPONENT for each category



2013-14 South Carolina Basketball
South Carolina Game-by-Game Highs (as of Mar 13, 2014)
All games



Opponent	Date	Score	Points	Rebounds	Assists	Steals	Blocked shots
CHARLESTON SOUTHERN	11/08/13	99-29	20-COATES, Alaina	8-WELCH, Aleighsa	7-ROY, Tina	5-MITCHELL, Tiffany	5-IBIAM, Elem
LOUISIANA TECH	11/10/13	68-45	14-WELCH, Aleighsa	10-WELCH, Aleighsa COATES, Alaina	5-SESSIONS, Khadij	2-SESSIONS, Khadij	3-IBIAM, Elem
COLL. OF CHARLESTON	11/14/13	81-54	16-DOZIER, Asia	17-WELCH, Aleighsa	4-SESSIONS, Khadij	2-WELCH, Aleighsa	3-IBIAM, Elem COATES, Alaina
SETON HALL	11/17/13	88-67	18-IBIAM, Elem	8-IBIAM, Elem WELCH, Aleighsa COATES, Alaina	5-SESSIONS, Khadij	2-DOZIER, Asia	4-COATES, Alaina
at Clemson	11/20/13	68-43	17-WELCH, Aleighsa	10-WELCH, Aleighsa	5-MITCHELL, Tiffany	2-COATES, Alaina MITCHELL, Tiffany	3-WELCH, Aleighsa
at San Diego State	11/23/13	88-54	21-COATES, Alaina	8-COATES, Alaina	9-MITCHELL, Tiffany	4-SESSIONS, Khadij	1-COATES, Alaina ROY, Tina WELCH, Aleighsa IBIAM, Elem
at USC	11/25/13	70-50	22-MITCHELL, Tiffany	9-COATES, Alaina	4-MITCHELL, Tiffany	5-MITCHELL, Tiffany	2-IBIAM, Elem
NC CENTRAL	12/02/13	79-27	19-MITCHELL, Tiffany	7-COATES, Alaina	6-SESSIONS, Khadij	3-MITCHELL, Tiffany	2-COATES, Alaina
at Charlotte	12/08/13	76-61	19-IBIAM, Elem	9-IBIAM, Elem	4-MITCHELL, Tiffany DOZIER, Asia	3-WELCH, Aleighsa MITCHELL, Tiffany	3-IBIAM, Elem
vs #14/13 North Carolina	12/18/13	66-74	23-WELCH, Aleighsa	6-WELCH, Aleighsa	2-GAINES, Olivia	2-MITCHELL, Tiffany SESSIONS, Khadija IBIAM, Elem	4-IBIAM, Elem
WINTHROP	12/20/13	69-61	20-MITCHELL, Tiffany	9-IBIAM, Elem	7-MITCHELL, Tiffany	2-WELCH, Aleighsa	3-IBIAM, Elem
SC STATE	12/22/13	70-26	23-COATES, Alaina	9-MITCHELL, Tiffany IBIAM, Elem	4-MITCHELL, Tiffany	1-DOZIER, Asia GAINES, Olivia ROY, Tina IBIAM, Elem DAVIS, Tiffany WELCH, Aleighsa MITCHELL, Tiffany	3-COATES, Alaina
SAVANNAH STATE	12/28/13	82-40	18-MITCHELL, Tiffany	12-COATES, Alaina	5-WELCH, Aleighsa	5-MITCHELL, Tiffany	3-COATES, Alaina
at Arkansas	01/02/14	55-51	16-MITCHELL, Tiffany	12-COATES, Alaina	5-DOZIER, Asia	1-GAINES, Olivia DOZIER, Asia WELCH, Aleighsa MITCHELL, Tiffany	5-COATES, Alaina
VANDERBILT	01/05/14	76-66	24-COATES, Alaina	10-COATES, Alaina	5-DOZIER, Asia	3-MITCHELL, Tiffany	3-COATES, Alaina
#9/10 KENTUCKY	01/09/14	68-59	17-MITCHELL, Tiffany	17-COATES, Alaina	4-DOZIER, Asia	2-MITCHELL, Tiffany	6-IBIAM, Elem
at Auburn	01/12/14	72-66	18-MITCHELL, Tiffany	6-COATES, Alaina	3-SESSIONS, Khadij DOZIER, Asia WELCH, Aleighsa	6-MITCHELL, Tiffany	1-COATES, Alaina WELCH, Aleighsa IBIAM, Elem
at #25/21 Texas A&M	01/16/14	65-67	20-WELCH, Aleighsa	16-WELCH, Aleighsa	3-SESSIONS, Khadij	1-GAINES, Olivia WELCH, Aleighsa COATES, Alaina SESSIONS, Khadija	4-IBIAM, Elem
ALABAMA	01/19/14	77-51	18-IBIAM, Elem	10-WELCH, Aleighsa	8-MITCHELL, Tiffany	1-GAINES, Olivia MITCHELL, Tiffany	2-MITCHELL, Tiffany IBIAM, Elem COATES, Alaina
at #16/19 Vanderbilt	01/26/14	61-57	14-MITCHELL, Tiffany	9-IBIAM, Elem	3-MITCHELL, Tiffany WELCH, Aleighsa	4-MITCHELL, Tiffany	4-COATES, Alaina
OLE MISS	01/30/14	99-70	24-COATES, Alaina	12-COATES, Alaina	8-MITCHELL, Tiffany	2-WELCH, Aleighsa MITCHELL, Tiffany	5-IBIAM, Elem
MISSOURI	02/02/14	78-62	20-MITCHELL, Tiffany	9-MITCHELL, Tiffany	6-SESSIONS, Khadij	4-MITCHELL, Tiffany SESSIONS, Khadija	4-COATES, Alaina
at Mississippi State	02/06/14	71-64	18-WELCH, Aleighsa	11-WELCH, Aleighsa	4-WELCH, Aleighsa ROY, Tina DOZIER, Asia	1-WELCH, Aleighsa DOZIER, Asia	7-IBIAM, Elem



2013-14 South Carolina Basketball
South Carolina Game-by-Game Highs (as of Mar 13, 2014)
All games



Opponent	Date	Score	Points	Rebounds	Assists	Steals	Blocked shots
					ROY, Tina DOZIER, Asia	DOZIER, Asia	
ARKANSAS	02/09/14	67-49	16-WELCH, Aleighsa	8-MITCHELL, Tiffany COATES, Alaina	4-MITCHELL, Tiffany DOZIER, Asia	2-WELCH, Aleighsa	5-WELCH, Aleighsa
at #19/17 LSU	02/16/14	73-57	19-WELCH, Aleighsa MITCHELL, Tiffany	8-COATES, Alaina	7-MITCHELL, Tiffany	3-COATES, Alaina	2-WELCH, Aleighsa
at #15/15 Kentucky	02/20/14	81-58	21-WELCH, Aleighsa	10-WELCH, Aleighsa	5-MITCHELL, Tiffany	1-IBIAM, Elem SESSIONS, Khadija COATES, Alaina	5-WELCH, Aleighsa
FLORIDA	02/23/14	69-55	20-MITCHELL, Tiffany	12-COATES, Alaina	3-DOZIER, Asia	2-MITCHELL, Tiffany	5-COATES, Alaina
GEORGIA	02/27/14	67-56	25-MITCHELL, Tiffany	9-IBIAM, Elem	3-WELCH, Aleighsa	2-MITCHELL, Tiffany SESSIONS, Khadija	5-IBIAM, Elem
at #10/9 Tennessee	03/02/14	61-73	16-WELCH, Aleighsa	9-WELCH, Aleighsa	3-SESSIONS, Khadij	2-GAINES, Olivia	3-COATES, Alaina
vs Georgia	03/07/14	67-48	13-COATES, Alaina	9-WELCH, Aleighsa	6-DOZIER, Asia	2-WELCH, Aleighsa	4-COATES, Alaina
vs #12/13 Kentucky	03/08/14	58-68	16-IBIAM, Elem	9-COATES, Alaina	3-MITCHELL, Tiffany WELCH, Aleighsa	1-GAINES, Olivia	4-IBIAM, Elem



Official Basketball Box Score -- Game Totals -- Final Statistics
Ole Miss vs #7/8 South Carolina
 01/30/14 7 p.m. at Columbia, S.C./Colonial Life Arena



Ole Miss 70 • 10-12, 1-7 SEC

#	Player	Total			3-Ptr			Rebounds			PF	TP	A	TO	Blk	Stl	Min
		FG	FGA	FT	FTA	Off	Def	Tot									
21	Joseph,Shequila	f	0-5	0-5	0-0	0	1	1	2	0	1	2	2	0	0	22	
22	McCray,Danielle	f	1-5	0-0	1-2	1	1	2	2	3	1	0	0	3	23		
32	Faleru,Tia	f	5-7	0-0	9-13	5	3	8	1	19	2	0	0	0	24		
03	McFarland,Valencia	g	9-19	3-6	3-4	1	3	4	3	24	2	6	0	0	38		
10	Moore,Diara	g	2-6	0-0	5-6	2	0	2	2	9	4	0	0	0	29		
04	Ortiz,Claudia	g	0-1	0-0	0-0	0	0	0	1	0	0	0	0	0	2		
11	Jenkins,Kenyotta	g	5-9	0-0	0-0	3	0	3	4	10	0	0	0	0	13		
12	Frizzell,Gracie	g	0-3	0-2	0-0	0	4	4	3	0	1	0	0	0	25		
20	Singletary,Amber	g	0-1	0-1	2-2	0	0	0	5	2	0	0	0	0	16		
24	Hart,Bretta	g	0-1	0-0	1-2	1	0	1	0	1	0	0	0	0	3		
42	Jackson,Monique	g	1-1	0-0	0-2	1	0	1	4	2	0	0	0	0	5		
	Team					1	0	1	1								
	Totals		23-58	3-14	21-31	15	12	27	28	70	11	8	2	3	200		

FG % 1st Half: 9-33 27.3% 2nd half: 14-25 56.0% Game: 23-58 39.7% Deadball Rebounds 2
 3FG % 1st Half: 0-7 0.0% 2nd half: 3-7 42.9% Game: 3-14 21.4%
 FT % 1st Half: 7-12 58.3% 2nd half: 14-19 73.7% Game: 21-31 67.7%

#7/8 South Carolina 99 • 19-2, 7-1 SEC

#	Player	Total			3-Ptr			Rebounds			PF	TP	A	TO	Blk	Stl	Min
		FG	FGA	FT	FTA	Off	Def	Tot									
24	WELCH, Aleighsa	f	4-5	0-0	3-4	3	1	4	2	11	2	1	0	2	25		
31	DOZIER, Asia	f	1-4	0-1	2-4	0	1	1	1	4	6	2	0	1	23		
33	IBIAM, Elem	c	6-7	0-0	2-2	2	6	8	5	14	0	2	5	0	18		
05	SESSIONS, Khadijah	g	3-5	1-2	4-5	0	2	2	11	3	1	1	1	23			
25	MITCHELL, Tiffany	g	4-9	1-2	6-6	0	3	3	1	15	8	0	1	2	30		
00	FARMER, India	g	0-1	0-1	0-0	0	0	0	1	0	0	0	0	0	2		
02	GAINES, Olivia	g	0-2	0-0	1-2	0	1	1	2	1	0	0	0	0	10		
12	MONTOUT, Wilka	g	2-2	0-0	0-0	2	0	2	2	4	0	0	0	0	13		
15	DAVIS, Tiffany	g	2-3	2-2	5-6	0	2	2	1	11	1	2	0	0	16		
21	MORRISON, LeAnna	g	0-1	0-1	1-2	0	0	0	3	1	0	0	0	0	3		
23	ROY, Tina	g	1-2	1-2	0-0	0	1	1	0	3	2	2	0	0	15		
41	COATES, Alaina	g	8-10	0-0	8-10	3	9	12	3	24	0	1	0	1	22		
	Team					2	0	2									
	Totals		31-51	5-11	32-41	12	26	38	23	99	22	11	7	7	200		

FG % 1st Half: 15-25 60.0% 2nd half: 16-26 61.5% Game: 31-51 60.8% Deadball Rebounds 5,2
 3FG % 1st Half: 1-5 20.0% 2nd half: 4-6 66.7% Game: 5-11 45.5%
 FT % 1st Half: 13-15 86.7% 2nd half: 19-26 73.1% Game: 32-41 78.0%

Officials: Eric Brewton, Roy Gulbeyan, Troy Winder
 Technical fouls: Ole Miss-Jenkins,Kenyotta; TEAM: #7/8 South Carolina-None.
 Attendance: 5344

Score by periods	1st	2nd	Total
Ole Miss	25	45	70
#7/8 South Carolina	44	55	99

Points	In	Off	2nd	Fast	Bench
UM	34	13	16	10	15
SC	50	17	19	12	44

Last FG - UM 2nd-04:51, SC 2nd-02:36.
 Largest lead - UM None, SC by 34 2nd-02:36.

Score tied - 1 time.
 Lead changed - 0 times.



Official Basketball Box Score -- Game Totals -- Final Statistics
#6/7 South Carolina vs Mississippi State
 02/06/14 7 p.m. at Starkville, Miss. (Humphrey Coliseum)



#6/7 South Carolina 71 • 21-2 (9-1 SEC)

#	Player	Total			3-Ptr			Rebounds			PF	TP	A	TO	Blk	Stl	Min
		FG	FGA	FT	FTA	Off	Def	Tot									
24	WELCH, Aleighsa	f	5-16	0-0	8-9	6	5	11	1	18	4	0	2	1	38		
31	DOZIER, Asia	f	4-8	2-3	0-0	1	2	3	3	10	4	2	0	1	27		
33	IBIAM, Elem	c	2-4	0-0	1-1	2	3	5	3	15	0	1	7	0	23		
05	SESSIONS, Khadijah	g	4-5	1-2	5-7	0	2	2	2	4	3	3	0	0	26		
25	MITCHELL, Tiffany	g	1-3	1-1	4-4	1	1	2	2	7	0	5	0	0	19		
02	GAINES, Olivia	g	0-0	0-0	0-0	1	0	1	0	0	0	1	0	0	3		
12	MONTOUT, Wilka	g	0-1	0-1	0-0	0	0	0	0	0	0	0	0	0	4		
15	DAVIS, Tiffany	g	2-4	0-2	0-0	0	0	0	0	4	0	1	0	0	13		
23	ROY, Tina	g	2-4	1-3	0-0	1	7	8	2	5	4	0	2	0	26		
41	COATES, Alaina	g	3-7	0-0	2-2	1	4	5	2	8	0	0	3	0	21		
	Team					1	2	3									
	Totals		23-52	5-12	20-23	14	26	40	15	71	15	14	4	2	200		

FG % 1st Half: 14-32 43.8% 2nd half: 9-20 45.0% Game: 23-52 44.2% Deadball Rebounds 2,2
 3FG % 1st Half: 1-6 16.7% 2nd half: 4-6 66.7% Game: 5-12 41.7%
 FT % 1st Half: 5-6 83.3% 2nd half: 15-17 88.2% Game: 20-23 87.0%

Mississippi State 64 • 16-8 (3-7 SEC)

#	Player	Total			3-Ptr			Rebounds			PF	TP	A	TO	Blk	Stl	Min
		FG	FGA	FT	FTA	Off	Def	Tot									
03	Breanna Richardson	f	2-9	0-0	3-3	2	3	5	3	7	0	1	1	0	18		
10	Martha Alwal	c	4-10	0-0	2-4	2	2	4	5	10	0	2	2	2	28		
00	Dominique Dillingham	g	2-5	1-1	0-0	2	0	2	1	5	0	0	0	1	19		
11	Katia May	g	1-5	0-1	2-3	0	0	0	2	4	2	1	0	0	21		
51	Savannah Carter	g	4-7	0-1	2-4	2	5	7	2	10	2	0	0	1	36		
05	Sherise Williams	g	1-1	0-0	0-0	0	0	0	1	2	0	1	1	0	11		
13	Ketara Chapel	g	1-6	1-1	6-6	2	2	4	0	9	1	0	1	1	23		
14	Kendra Grant	g	2-12	0-3	2-2	2	1	3	2	6	3	0	0	1	25		
21	Jerica James	g	4-8	3-5	0-0	0	0	0	3	11	4	0	0	0	19		
	Team					3	3	6									
	Totals		21-63	5-12	17-22	15	16	31	19	64	12	5	5	6	200		

FG % 1st Half: 9-32 28.1% 2nd half: 12-31 38.7% Game: 21-63 33.3% Deadball Rebounds 4
 3FG % 1st Half: 1-3 33.3% 2nd half: 4-9 44.4% Game: 5-12 41.7%
 FT % 1st Half: 10-14 71.4% 2nd half: 7-8 87.5% Game: 17-22 77.3%

Officials: Dee Kantner, Michael Price, Brian Hall
 Technical fouls: #6/7 South Carolina-None. Mississippi State-None.
 Attendance: 2323

Score by periods	1st	2nd	Total
#6/7 South Carolina	34	37	71
Mississippi State	29	35	64

Points	In	Off	2nd	Fast	Bench
SC	32	6	14	6	17
MS	16	12	11	0	28

Last FG - SC 2nd-00:50, MS 2nd-00:11.
 Largest lead - SC by 12 1st-01:47, MS by 3 1st-19:10.

Score tied - 0 times.
 Lead changed - 1 time.



Official Basketball Box Score -- Game Totals -- Final Statistics
Missouri vs #7/8 South Carolina
 02/02/14 3 p.m. at Columbia, S.C./Colonial Life Arena



Missouri 62 • 14-8, 3-6 SEC

#	Player	Total			3-Ptr			Rebounds			PF	TP	A	TO	Blk	Stl	Min
		FG	FGA	FT	FTA	Off	Def	Tot									
13	Kulas,Bri	f	8-17	3-5	2-4	1	9	10	4	21	2	0	1	0	34		
22	Freericks,Jordan	f	0-3	0-0	1-2	1	2	3	5	1	4	2	0	1	21		
01	Doty,Lianna	g	1-2	1-1	1-2	1	2	3	2	4	2	7	0	0	21		
02	Stock,Morgan	g	3-8	1-5	0-0	0	1	1	3	7	2	1	0	0	27		
30	Eye,Morgan	g	4-7	4-5	2-2	1	0	1	3	14	0	1	0	1	28		
00	Saunders,Darian	g	0-0	0-0	0-0	0	2	2	2	0	0	1	0	0	3		
03	Fowler,Bree	g	2-4	0-1	2-2	1	0	1	2	6	0	1	0	1	16		
10	Stock,Maddie	g	0-2	0-1	0-0	0	0	0	1	0	0	1	0	0	5		
11	Cunningham,Lindsey	g	1-3	0-0	3-4	0	0	0	2	5	2	2	0	0	19		
12	Hudyn,Michelle	g	0-1	0-0	0-0	2	0	2	1	0	1	1	0	0	7		
20	McDowell,Kayla	g	0-3	0-0	0-0	0	2	2	5	0	2	1	1	0	13		
24	Michaelis,Sierra	g	2-5	0-1	0-0	2	2	4	3	4	1	0	0	0	6		
	Team					4	0	4									
	Totals		21-55	9-19	11-16	13	20	33	33	62	16	19	2	3	200		

FG % 1st Half: 10-23 43.5% 2nd half: 11-32 34.4% Game: 21-55 38.2% Deadball Rebounds 1,3
 3FG % 1st Half: 3-6 50.0% 2nd half: 6-13 46.2% Game: 9-19 47.4%
 FT % 1st Half: 2-2 100.0 2nd half: 9-14 64.3% Game: 11-16 68.8%

#7/8 South Carolina 78 • 20-2, 8-1 SEC

#	Player	Total			3-Ptr			Rebounds			PF	TP	A	TO	Blk	Stl	Min
		FG	FGA	FT	FTA	Off	Def	Tot									
24	WELCH, Aleighsa	f	5-9	0-0	1-4	2	3	5	4	11	0	0	1	0	26		
31	DOZIER, Asia	f	3-6	3-4	2-4	1	2	3	4	11	4	0	1	1	33		
33	IBIAM, Elem	c	3-4	0-0	4-6	2	4	6	3	10	0	2	3	0	24		
05	SESSIONS, Khadijah	g	3-7	0-3	7-12	0	2	2	3	13	6	2	0	4	34		
25	MITCHELL, Tiffany	g	5-10	2-2	8-11	3	6	9	2	20	3	5	0</				



Official Basketball Box Score -- Game Totals -- Final Statistics
#5/6 South Carolina vs #19/17 LSU
 02/16/14 2:35 pm at Baton Rouge, La. (Maravich Center)



#5/6 South Carolina 73 • 23-2 (11-1)

#	Player	Total			3-Ptr			Rebounds			PF	TP	A	TO	Blk	Stl	Min
		FG	FGA	FT	FTA	Off	Def	Tot									
24	WELCH, Aleighsa	f	7-11	0-0	5-6	2	4	6	2	19	1	1	2	1	1	37	
31	DOZIER, Asia	f	0-5	0-4	1-2	0	1	1	1	1	1	2	1	1	1	28	
33	IBIAM, Elem	c	0-5	0-0	1-2	2	5	7	1	1	0	1	1	0	21		
05	SESSIONS, Khadijah	g	2-3	1-2	4-4	0	2	2	1	9	1	0	0	1	28		
25	MITCHELL, Tiffany	g	5-7	3-3	6-6	1	6	7	2	19	7	4	0	0	35		
00	FARMER, India	g	0-0	0-0	0-0	0	0	0	0	0	0	0	0	0	1		
02	GAINES, Olivia	g	0-0	0-0	0-0	0	0	0	1	0	1	0	0	0	2		
12	MONTOU, Wilka	g	1-1	0-0	0-0	0	2	2	0	2	0	0	0	0	7		
15	DAVIS, Tiffany	g	1-1	0-0	1-2	0	0	0	0	3	0	0	0	0	5		
21	MORRISON, LeAnna	g	0-0	0-0	0-0	0	0	0	0	0	0	0	0	0	1		
23	ROY, Tina	g	2-7	2-5	0-2	0	3	3	1	6	1	0	0	0	18		
41	COATES, Alaina	g	5-7	0-0	3-4	1	7	8	3	13	1	3	0	3	17		
	Team					0	3	3									
	Totals		23-47	6-14	21-28	6	33	39	12	73	13	12	4	6	200		

FG % 1st Half: 12-28 42.9% 2nd half: 11-19 57.9% Game: 23-47 48.9% Deaddball Rebounds 4
 3FG % 1st Half: 5-11 45.5% 2nd half: 1-3 33.3% Game: 6-14 42.9%
 FT % 1st Half: 3-4 75.0% 2nd half: 18-24 75.0% Game: 21-28 75.0%

#19/17 LSU 57 • 18-7 (7-5)

#	Player	Total			3-Ptr			Rebounds			PF	TP	A	TO	Blk	Stl	Min
		FG	FGA	FT	FTA	Off	Def	Tot									
42	BOYKIN, Sheila	f	1-3	0-0	0-0	3	1	4	1	2	1	1	0	0	20		
55	PLAISANCE, Theresa	f	6-14	2-3	0-1	2	4	6	3	14	0	2	1	1	33		
05	KENNEY, Jeanne	g	6-11	3-5	0-0	0	3	3	15	2	1	0	0	32			
11	MONCRIEF, Raigyne	g	2-11	0-0	0-0	2	5	7	4	4	4	1	1	22			
32	BALLARD, Danielle	g	5-13	0-1	0-0	2	4	6	2	10	1	2	0	2	32		
01	YOUNGBLOOD, Derreya	g	0-1	0-0	0-0	3	0	3	2	0	0	1	0	0	5		
04	PEDERSEN, Anne	g	0-2	0-1	0-0	0	1	1	0	0	0	0	1	0	10		
10	RHODES, Jasmine	g	0-0	0-0	0-0	0	0	0	0	0	0	0	0	0	1		
13	HILL, Rina	g	1-2	0-0	2-2	0	0	0	4	4	0	0	0	0	9		
21	MCKINNEY, Shanece	g	1-4	0-0	0-0	1	2	3	1	2	0	1	2	0	11		
24	HARDEN, DaShawn	g	3-8	0-3	0-1	0	1	1	4	6	0	0	0	1	25		
	Team					0	0	0									
	Totals		25-69	5-13	2-4	13	21	34	20	57	8	9	5	4	200		

FG % 1st Half: 10-35 28.6% 2nd half: 15-34 44.1% Game: 25-69 36.2% Deaddball Rebounds 0
 3FG % 1st Half: 2-5 40.0% 2nd half: 3-8 37.5% Game: 5-13 38.5%
 FT % 1st Half: 2-2 100.0 2nd half: 0-2 0.0% Game: 2-4 50.0%

Officials: R: Tina Napier; U1: Bryan Enterline; U2: Bruce Morris
 Technical fouls: #5/6 South Carolina-None. #19/17 LSU-None.
 Attendance: 4275

Score by periods	1st	2nd	Total
#5/6 South Carolina	32	41	73
#19/17 LSU	24	33	57

Points	In	Off	2nd	Fast	Bench
SC	Paint	T/O	Chance	Break	
LSU	32	16	8	2	24
	24	12	8	0	12

Last FG - SC 2nd-00:19, LSU 2nd-00:15.
 Largest lead - SC by 18 2nd-01:41, LSU by 4 1st-17:51.
 Score tied - 4 times.
 Lead changed - 9 times.



Official Basketball Box Score -- Game Totals -- Final Statistics
#4/6 South Carolina 81 • 24-2, 12-1
 02/20/14 7:08 pm at Memorial Coliseum-Lexington, KY



#4/6 South Carolina 81 • 24-2, 12-1

#	Player	Total			3-Ptr			Rebounds			PF	TP	A	TO	Blk	Stl	Min
		FG	FGA	FT	FTA	Off	Def	Tot									
24	WELCH, Aleighsa	f	10-16	0-0	1-4	3	7	10	1	21	2	0	5	0	39		
31	DOZIER, Asia	f	2-6	0-1	0-0	1	3	4	1	4	2	1	0	0	33		
33	IBIAM, Elem	c	7-9	0-0	2-2	2	2	4	3	16	0	5	0	1	22		
05	SESSIONS, Khadijah	g	5-8	3-3	5-5	0	0	0	3	18	0	3	0	1	33		
25	MITCHELL, Tiffany	g	3-9	1-2	5-5	2	5	7	3	12	5	2	0	0	27		
02	GAINES, Olivia	g	0-0	0-0	2-2	0	3	3	0	2	0	0	0	0	9		
12	MONTOU, Wilka	g	0-0	0-0	0-0	0	1	1	0	0	0	1	1	0	1		
15	DAVIS, Tiffany	g	0-0	0-0	0-0	0	0	0	1	0	0	1	0	0	3		
21	MORRISON, LeAnna	g	0-0	0-0	0-0	0	0	0	0	0	0	0	0	0	1		
23	ROY, Tina	g	0-3	0-2	0-0	0	2	2	1	0	1	1	0	0	12		
41	COATES, Alaina	g	3-6	0-0	2-2	1	5	6	1	8	0	2	0	1	20		
	Team					3	4	7									
	Totals		30-57	4-8	17-20	12	32	44	14	81	10	16	6	3	200		

FG % 1st Half: 15-32 46.9% 2nd half: 15-25 60.0% Game: 30-57 52.6% Deaddball Rebounds 3,2
 3FG % 1st Half: 1-2 50.0% 2nd half: 3-6 50.0% Game: 4-8 50.0%
 FT % 1st Half: 5-7 71.4% 2nd half: 12-13 92.3% Game: 17-20 85.0%

#15/15 Kentucky 58 • 19-7, 7-6

#	Player	Total			3-Ptr			Rebounds			PF	TP	A	TO	Blk	Stl	Min
		FG	FGA	FT	FTA	Off	Def	Tot									
11	Stallworth, DeNesha	f	2-5	0-0	2-2	1	4	5	2	6	2	2	0	1	23		
23	Walker, Samarie	f	2-5	0-0	2-2	0	3	3	2	6	0	1	0	0	33		
03	Thompson, Janee	g	3-8	2-3	0-0	0	1	1	2	8	0	4	0	0	17		
13	Goss, Bria	g	2-7	0-1	0-0	1	3	4	1	4	1	0	0	0	26		
32	Evans, Kastine	g	2-6	0-3	0-0	0	0	0	1	4	2	0	0	0	19		
00	O'Neill, Jennifer	g	5-11	2-3	0-1	0	0	0	3	12	2	2	0	1	29		
10	Pinkett, Bernisha	g	0-2	0-1	0-0	0	0	0	0	0	0	0	0	0	7		
12	Sidney, Jelleah	g	0-2	0-0	0-0	0	0	0	3	0	0	0	0	2	12		
15	Harper, Linnae	g	0-4	0-1	0-0	1	0	1	1	0	0	0	0	0	5		
25	Epps, Makayla	g	6-8	0-2	4-4	0	1	1	1	16	1	0	0	0	17		
50	Bishop, Azia	g	1-3	0-0	0-0	0	1	1	2	2	0	0	0	0	12		
	Team					2	1	3									
	Totals		23-61	4-14	8-9	5	14	19	18	58	8	9	0	4	200		

FG % 1st Half: 11-31 35.5% 2nd half: 12-30 40.0% Game: 23-61 37.7% Deaddball Rebounds 0,1
 3FG % 1st Half: 2-7 28.6% 2nd half: 2-7 28.6% Game: 4-14 28.6%
 FT % 1st Half: 4-5 80.0% 2nd half: 4-4 100.0% Game: 8-9 88.9%

Officials: Bob Trammell, Jesse Dickerson, Cameron Inouye
 Technical fouls: #4/6 South Carolina-None. #15/15 Kentucky-None.
 Attendance: 5958

Score by periods	1st	2nd	Total
#4/6 South Carolina	36	45	81
#15/15 Kentucky	28	30	58

Points	In	Off	2nd	Fast	Bench
SC	Paint	T/O	Chance	Break	
UK	38	13	12	0	10
	26	6	4	0	30

Last FG - SC 2nd-02:14, UK 2nd-02:05.
 Largest lead - SC by 23 2nd-01:02, UK by 2 1st-13:36.
 Score tied - 3 times.
 Lead changed - 2 times.



Official Basketball Box Score -- Game Totals -- Final Statistics
Florida vs #4/6 South Carolina
 02/23/14 1 p.m. at Columbia, S.C./Colonial Life Arena



Florida 55 • 17-10 (7-7 SEC)

#	Player	Total			3-Ptr			Rebounds			PF	TP	A	TO	Blk	Stl	Min
		FG	FGA	FT	FTA	Off	Def	Tot									
01	Williams,Ronni	f	1-7	0-0	0-0	0	3	3	5	2	1	1	3	2	18		
04	Needles,Carlie	g	2-3	1-2	0-0	0	2	2	3	5	0	0	0	0	25		
10	Bonds,Jaterra	g	9-14	0-1	2-5	2	1	3	5	20	3	1	0	2	35		
13	Peoples,Cassie	g	2-9	2-4	2-2	0	4	4	2	8	4	4	1	3	35		
22	Lewis,Kayla	g	4-11	0-0	7-8	2	7	9	5	15	0	3	0	1	33		
03	Miller,January	g	0-5	0-0	2-2	1	0	1	2	2	1	2	0	0	14		
05	Bannister,Antoinette	g	1-6	1-2	0-0	0	1	1	2	3	0	1	0	0	18		
31	Svete,Lily	g	0-4	0-2	0-0	0	1	1	2	0	0	0	0	0	22		
	Team					3	2	5									
	Totals		19-59	4-11	13-17	8	21	29	26	55	9	12	4	8	200		

FG % 1st Half: 8-32 25.0% 2nd half: 11-27 40.7% Game: 19-59 32.2% Deaddball Rebounds 3,1
 3FG % 1st Half: 2-6 33.3% 2nd half: 2-5 40.0% Game: 4-11 36.4%
 FT % 1st Half: 4-6 66.7% 2nd half: 9-11 81.8% Game: 13-17 76.5%

#4/6 South Carolina 69 • 25-2 (13-1 SEC)

#	Player	Total			3-Ptr			Rebounds			PF	TP	A	TO	Blk	Stl	Min
		FG	FGA	FT	FTA	Off	Def	Tot									
24	WELCH, Aleighsa	f	4-7	0-0	4-6	1	4	5	0	12	1	3	1	1	36		
31	DOZIER, Asia	f	1-8	1-6	0-0	2	4	6	4	3	3	1	1	1	30		
33	IBIAM, Elem	c	3-6	0-0	2-4	2	2	4	4	8	0	2	3	0	25		
05	SESSIONS, Khadijah	g	1-7	0-2	1-3	1	1	2	1	3	2	2	0	0	19		
25	MITCHELL, Tiffany	g	7-15	1-5	5-7	2	6	8	1	20	2	7	0	2	31		
00	FARMER, India	g	0-0	0-0	0-0	0	0	0	0	0	0	0	0	0	1		
02	GAINES, Olivia	g	2-3	0-0	0-0	0	2	2	4	2	0	1	1	0	10		
12	MONTOU, Wilka	g	0-0	0-0	0-0	0	0										



Official Basketball Box Score -- Game Totals -- Final Statistics
#4/5 South Carolina vs #10/9 Tennessee
 03/02/14 2:30 p.m. at Knoxville, Tenn. (Thompson-Boling Arena)



#4/5 South Carolina 61 • 26-3 (14-2 SEC)

#	Player	Total			3-Ptr			Rebounds			PF	TP	A	TO	Blk	Stl	Min
		FG-FGA	FG-FGA	FT-FTA	FG-FGA	FG-FGA	FT-FTA	Off	Def	Tot							
24	WELCH, Aleighsa	f	7-19	0-0	2-5	3	6	9	2	16	1	1	1	1	35		
31	DOZIER, Asia	f	1-3	1-2	0-0	1	1	2	0	3	0	1	0	0	29		
33	IBIAM, Elem	c	4-10	0-0	0-1	1	3	4	3	8	0	1	1	1	22		
05	SESSIONS, Khadijah	g	1-5	0-1	1-2	0	1	1	3	3	3	0	0	0	30		
25	MITCHELL, Tiffany	g	5-13	0-2	1-2	1	7	8	1	11	2	4	0	1	36		
02	GAINES, Olivia	g	1-2	0-0	0-0	0	1	1	2	2	1	0	0	2	10		
12	MONTOUT, Wilka	g	0-1	0-1	0-0	0	0	0	0	0	0	0	0	0	3		
15	DAVIS, Tiffany	g	1-1	0-0	4-4	0	0	0	1	6	1	0	0	0	6		
23	ROY, Tina	g	1-3	0-2	0-0	0	0	0	0	2	0	0	0	0	6		
41	COATES, Alaina	g	4-8	0-0	2-2	2	6	8	3	10	2	3	3	0	23		
Team						0	6	6									
Totals			25-65	1-8	10-16	8	31	39	15	61	10	10	5	5	200		

FG % 1st Half: 13-31 41.9% 2nd half: 12-34 35.3% Game: 25-65 38.5%
 3FG % 1st Half: 0-2 0.0% 2nd half: 1-6 16.7% Game: 1-8 12.5%
 FT % 1st Half: 4-6 66.7% 2nd half: 6-10 60.0% Game: 10-16 62.5%

Deadball
Rebounds
2

#10/9 Tennessee 73 • 24-5 (13-3 SEC)

#	Player	Total			3-Ptr			Rebounds			PF	TP	A	TO	Blk	Stl	Min
		FG-FGA	FG-FGA	FT-FTA	FG-FGA	FG-FGA	FT-FTA	Off	Def	Tot							
11	Burdick,Cierra	f	1-11	0-0	2-2	2	6	8	1	4	2	2	0	0	24		
12	Graves,Bashaara	f	3-6	0-0	1-2	3	4	7	2	7	2	0	1	0	24		
20	Harrison,Isabelle	c	9-11	0-0	2-4	4	11	15	3	20	1	2	0	2	28		
10	Simmons,Meighan	g	7-16	0-3	2-4	0	0	0	2	16	3	2	0	1	34		
14	Carter,Andraya	g	4-8	2-4	4-4	0	4	4	3	14	2	0	0	0	32		
00	Reynolds,Jordan	g	2-5	0-3	0-0	0	1	1	0	4	3	0	0	1	17		
01	Moore,Nia	g	0-1	0-0	0-0	0	1	1	0	0	0	0	0	0	2		
02	Jones,Jasmine	g	2-8	0-0	2-4	1	3	4	3	6	1	1	2	2	24		
21	Russell,Mercedes	g	1-3	0-0	0-0	0	4	4	1	2	0	0	0	0	15		
Team						2	2	4									
Totals			29-69	2-10	13-20	12	36	48	16	73	14	7	3	6	200		

FG % 1st Half: 18-36 50.0% 2nd half: 11-33 33.3% Game: 29-69 42.0%
 3FG % 1st Half: 2-8 25.0% 2nd half: 0-2 0.0% Game: 2-10 20.0%
 FT % 1st Half: 0-4 0.0% 2nd half: 13-16 81.3% Game: 13-20 65.0%

Deadball
Rebounds
4

Officials: Bryan Enterline, Amy Bonner, Charles Carroll
 Technical fouls: #4/5 South Carolina-None. #10/9 Tennessee-None.
 Attendance: 14072

Score by periods	1st	2nd	Total
#4/5 South Carolina	30	31	61
#10/9 Tennessee	38	35	73

Last FG - SC 2nd-00:07, UT 2nd-01:39.
 Largest lead - SC None, UT by 16 2nd-02:31.

Score tied - 1 time.
 Lead changed - 0 times.

Points	In	Off	2nd	Fast	Bench
SC	46	10	11	2	20
UT	34	6	9	6	12



Official Basketball Box Score -- Game Totals -- Final Statistics
#12/13 Kentucky vs #5/7 South Carolina
 03/08/14 12 Noon at The Arena at Gwinnett Center-Duluth, GA



#12/13 Kentucky 68 • 24-7

#	Player	Total			3-Ptr			Rebounds			PF	TP	A	TO	Blk	Stl	Min
		FG-FGA	FG-FGA	FT-FTA	FG-FGA	FG-FGA	FT-FTA	Off	Def	Tot							
11	Stallworth, DeNesha	f	5-14	0-0	2-5	1	3	4	3	12	0	1	1	1	32		
23	Walker, Samarie	f	3-6	0-0	0-0	1	5	6	3	6	1	0	0	0	20		
03	Thompson, Janee	g	0-2	0-1	0-0	0	1	1	3	0	2	2	0	0	8		
13	Goss, Bria	g	3-7	2-3	6-7	0	0	0	2	14	1	0	0	0	18		
32	Evans, Kastine	g	1-2	0-1	3-4	0	0	0	0	5	0	0	0	0	22		
00	O'Neill, Jennifer	g	3-6	1-1	0-0	0	2	2	0	7	2	0	0	0	23		
10	Pinkett, Bernisha	g	0-0	0-0	0-0	0	0	0	0	0	0	0	0	0	1		
12	Sidney, Jelleah	g	0-0	0-0	0-0	1	1	2	3	0	1	0	0	2	8		
15	Harper, Linnae	g	5-9	0-0	2-6	1	4	5	2	12	2	1	1	0	27		
25	Epps, Makayla	g	4-9	1-3	1-3	0	2	2	0	10	2	0	0	0	25		
50	Bishop, Azia	g	1-4	0-0	0-0	2	2	4	2	2	0	0	1	3	16		
Team						3	5	8									
Totals			25-59	4-9	14-25	9	25	34	18	68	11	5	3	6	200		

FG % 1st Half: 14-31 45.2% 2nd half: 11-28 39.3% Game: 25-59 42.4%
 3FG % 1st Half: 4-8 50.0% 2nd half: 0-1 0.0% Game: 4-9 44.4%
 FT % 1st Half: 5-7 71.4% 2nd half: 9-18 50.0% Game: 14-25 56.0%

Deadball
Rebounds
4

#5/7 South Carolina 58 • 27-4

#	Player	Total			3-Ptr			Rebounds			PF	TP	A	TO	Blk	Stl	Min
		FG-FGA	FG-FGA	FT-FTA	FG-FGA	FG-FGA	FT-FTA	Off	Def	Tot							
24	WELCH, Aleighsa	f	4-8	0-0	4-10	2	3	5	3	12	3	4	0	0	32		
31	DOZIER, Asia	f	0-7	0-4	0-0	0	2	2	4	0	2	0	0	0	27		
33	IBIAM, Elem	c	7-10	0-0	2-2	1	5	6	1	16	0	1	4	0	30		
05	SESSIONS, Khadijah	g	1-3	0-2	0-0	0	4	4	2	2	1	4	0	0	28		
25	MITCHELL, Tiffany	g	4-12	1-2	2-2	0	4	4	3	11	3	4	0	0	32		
00	FARMER, India	g	0-0	0-0	0-0	0	1	1	0	0	0	0	0	0	2		
02	GAINES, Olivia	g	0-0	0-0	0-0	0	0	0	1	0	2	0	0	1	9		
12	MONTOUT, Wilka	g	1-1	0-0	0-0	0	0	0	1	2	0	0	0	0	1		
15	DAVIS, Tiffany	g	1-1	0-0	0-0	0	0	0	0	2	1	0	0	0	3		
21	MORRISON, LeAnna	g	1-1	0-0	0-0	0	0	0	1	2	0	0	0	0	1		
23	ROY, Tina	g	2-4	1-2	0-0	0	2	2	0	5	0	0	0	0	16		
41	COATES, Alaina	g	2-5	0-0	2-4	2	7	9	3	6	0	3	2	0	19		
Team						2	4	6									
Totals			23-52	2-10	10-18	7	32	39	19	58	12	16	6	1	200		

FG % 1st Half: 12-26 46.2% 2nd half: 11-26 42.3% Game: 23-52 44.2%
 3FG % 1st Half: 0-4 0.0% 2nd half: 2-6 33.3% Game: 2-10 20.0%
 FT % 1st Half: 5-8 62.5% 2nd half: 5-10 50.0% Game: 10-18 55.6%

Deadball
Rebounds
5

Officials: Beverly Roberts, Cameron Inouye, Eric Koch
 Technical fouls: #12/13 Kentucky-None. #5/7 South Carolina-None.
 Attendance:
 Alt-Luis Gonzalez

Score by periods	1st	2nd	Total
#12/13 Kentucky	37	31	68
#5/7 South Carolina	29	29	58

Last FG - UK-1 2nd-04:29, SC 2nd-00:08.
 Largest lead - UK-1 by 13 1st-02:26, SC by 2 1st-19:19.

Score tied - 1 time.
 Lead changed - 1 time.

Points	In	Off	2nd	Fast	Bench
UK-1	24	16	5	6	31
SC	40	4	7	0	17



Official Basketball Box Score -- Game Totals -- Final Statistics
Georgia vs #5/7 South Carolina
 03/07/14 12 Noon at The Arena at Gwinnett Center-Duluth, GA



Georgia 48 • 20-11

#	Player	Total			3-Ptr			Rebounds			PF	TP	A	TO	Blk	Stl	Min
		FG-FGA	FG-FGA	FT-FTA	FG-FGA	FG-FGA	FT-FTA	Off	Def	Tot							
13	Merritt Hempe	f	4-13	0-3	1-2	4	0	4	3	9	2	2	0	0	27		
15	Krista Donald	f	3-8	1-1	0-0	5	8	13	1	7	4	0	0	1	31		
01	Khaalidah Miller	g	1-5	0-1	0-0	1	0	1	2	2	0	1	1	0	14		
20	Shacobia Barbee	g	2-7	2-4	0-0	1	4	5	2	6	1	2	0	2	24		
31	Erika Ford	g	2-12	2-7	4-4	1	2	3	4	10	0	3	0	1	32		
02	Sydnei McCaskill	g	0-1	0-0	0-0	0	0	0	0	0	1	0	0	0	4		
03	Tiaria Griffin	g	2-12	0-3	0-0	0	1	1	0	4	0	2	0	0	21		
04	Hannahkohl Almire	g	0-0	0-0	0-0	0	0	0	0	0	0	0	0	0	1		
10	Samantha Glodis	g	0-0	0-0	0-0	0	0	0	0	0	0	0	0	0	2		
21	Kaelyn Causwell	g	2-4	0-0	0-0	3	3	6	0	4	0	0	0	0	14		
23	Halle Washington	g	1-4	0-0	1-2	1	0	1	5	3	0	1	0	0	7		
24	Marjorie Butler	g	1-3	0-1	1-1	2	0	2	3	3	3	1	0	0	23		
Team						3	1	4									
Totals			18-69	5-20	7-9	21	19	40	20	48	11	12	1	4	200		

FG % 1st Half: 8-33 24.2% 2nd half: 10-36 27.8% Game: 18-69 26.1%
 3FG % 1st Half: 2-8 25.0% 2nd half: 3-12 25.0% Game: 5-20 25.0%
 FT % 1st Half: 0-0 0.0% 2nd half: 7-9 77.8% Game: 7-9 77.8%

Deadball
Rebounds
1,3

#5/7 South Carolina 67 • 27-3

#	Player	Total			3-Ptr			Rebounds			PF	TP	A	TO	Blk	Stl	Min
		FG-FGA	FG-FGA	FT-FTA	FG-FGA	FG-FGA	FT-FTA	Off	Def	Tot							
24	WELCH, Aleighsa	f	4-5	0-0	2-5	1	8	9	1	10	0	2	1	2	27		
31	DOZIER, Asia	f	1-3	0-1	0-0	1	0	1	0	2	6	1	0	1	21		
33	IBIAM, Elem	c	6-7	0-0	0-4	0	3	3	3	12	1	1	3	0	17		
05	SESSIONS, Khadijah	g	1-3	0-1	1-3	0	2										



ALAINA COATES

6-4 • Freshman • Center
Irmo, S.C. • Dutch Fork

#41

Career Highlights

- 2014 SEC Co-6th Player of the Year (Coaches)
- 2014 SEC Freshman of the Year (Coaches, AP)
- 2014 SEC All-Freshman Team
- 2014 All-SEC Second Team
- 5-time SEC Freshman of the Week

- First SEC Freshman of the Year in league history to also earn another "of the Year" award with selection as Co-6th Player of the Year from the league's coaches ...Named SEC Newcomer of the Year by the Associated Press
- Has played in 31 games, including one start (LA Tech)
- Named SEC Freshman of the Week a league-record tying five times
- Only freshman to rank among SEC's top 25 scorers (24th) and top 20 rebounders (6th) ... Is third in SEC and 48th in nation with 2.1 blocks per game ... In SEC games, averaged 12.7 points (23rd) and 8.5 rebounds (5th)
- Holds Gamecock freshman record with 64 blocked shots and is second in the all-time single-season standings
- Has led the team in scoring six times (Chas. Southern, at San Diego St., SC State, Vandy, Ole Miss, vs. Georgia)
- Has led the team in rebounding 14 times (LA Tech, Seton Hall, at San Diego St., at USC, NC Central, Sav. St., at Ark., Vandy, Kentucky, Auburn, Ole Miss, Ark., at LSU, Fla.)
- Ended Georgia's (Mar. 7) 6-0 run late in first half, scoring six of team's last eight points in the period
- Stretched second-half lead over Georgia (Feb. 27) with personal 7-2 run early in second half after Lady Bulldogs got within nine, with seven more of her total 18 points and seven of her eight rebounds coming in the second half
- Posted eighth double-double of season against Florida (Feb. 23) while tying career high and Gamecock freshman record of five blocked shots
- Scored nine of her 13 points at #19/17 LSU (Feb. 16) in the second half, including six during a 9-0 run after the Lady Tigers has pulled within two midway through the half
- Became first freshman to record at least 20 points in an SEC game since Feb. 4, 2010 (Kelsey Bone at Auburn) with her career-high tying 24 against Ole Miss (Jan. 30), making her one of just six Gamecock freshman all-time to record at least five 20-point games
- Played just 12 minutes at #16/19 Vanderbilt (Jan. 26) due to foul trouble, still blocking four shots, including three in second half to help secure victory
- Posted six points and six rebounds in just 11 minutes of first-half action against Alabama (Jan. 19), narrowly missing a double-double with 10 points and nine rebounds
- Scored all 14 of her points at Auburn, (Jan. 12) in first half, including eight during late rally to tie before break
- Set Gamecock freshman record with 17 rebounds against #9/10 Kentucky (Jan. 9) and posted fourth-straight

	Season	Career	Miscellaneous
Double-Double	8	8	
20+ Points	5	5	
10+ Points	21	21	
10+ Rebounds	8	8	
5+ Blocks	2	2	
Tm-High Pts.	6	6	
Tm-High Rebs.	15	15	

		Career Highs
Pts	24, 2x, last vs. Ole Miss, 1/30/14	
Rebs	17 vs. Kentucky, 1/9/14	
Blks	5, 2x, last vs. Florida, 2/23/14	
Stls	3 at LSU, 2/16/14	
Assts	2 at Tennessee, 3/2/14	
Min	28 vs. Vanderbilt, 1/5/14	
FG	11 vs. Vanderbilt, 1/5/14	
FT	11 at San Diego St., 11/23/13	

		13-14 Season Highs
Pts	24, 2x, last vs. Ole Miss, 1/30/14	
Rebs	17 vs. Kentucky, 1/9/14	
Blks	5, 2x, last vs. Florida, 2/23/14	
Stls	3 at LSU, 2/16/14	
Assts	2 at Tennessee, 3/2/14	
Min	28 vs. Vanderbilt, 1/5/14	
FG	11 vs. Vanderbilt, 1/5/14	
FT	11 at San Diego St., 11/23/13	

		SEC Highs
Pts	24, 2x, last vs. Ole Miss, 1/30/14	
Rebs	17 vs. Kentucky, 1/9/14	
Blks	5, 2x, last vs. Florida, 2/23/14	
Stls	3 at LSU, 2/16/14	
Assts	2 at Tennessee, 3/2/14	
Min	28 vs. Vanderbilt, 1/5/14	
FG	11 vs. Vanderbilt, 1/5/14	
FT	8, 2x, last vs. Georgia, 2/27/14	

2013-14 Game-by-Game

Opponent	Date	GS	MIN	FG-A	3FG-A	FT-A	Reb	A	TO	B	S	TP
Chas. Sthrn.	11/08	17	9-14	0-0	2-2	4-3-7	1	1	2	1	2	20
LA Tech	11/10	*	19	6-10	0-0	0-3	5-5-10	0	0	0	0	12
CofC	11/14		13	3-6	0-0	5-9	5-9-14	0	1	3	0	11
Seton Hall	11/17		19	4-5	0-0	2-6	3-5-8	1	0	4	1	10
at Clemson	11/20		15	2-5	0-0	5-8	1-5-6	0	1	1	2	9
at San Diego St.	11/23		22	5-6	0-0	11-15	1-7-8	0	0	1	0	21
at USC	11/25		17	4-7	0-0	0-1	1-8-9	0	2	0	1	8
NC Central	12/02		22	7-8	0-0	1-2	2-5-7	1	1	2	1	15
at Charlotte	12/08		12	0-4	0-0	2-2	2-2-4	0	0	2	0	2
vs. N. Carolina	12/18		9	0-0	0-0	0-0	0-1-1	0	1	1	0	0
Winthrop	12/20		8	1-2	0-0	1-2	3-0-3	0	4	1	0	3
SC State	12/22		17	7-7	0-0	9-9	0-5-5	1	3	3	0	23
Savannah St.	12/28		24	4-5	0-0	9-14	5-7-12	0	2	3	0	17
at Arkansas*	01/02		26	5-8	0-0	1-2	2-10-12	0	2	5	0	11
Vanderbilt*	01/05		28	11-16	0-0	2-4	4-6-10	0	3	3	1	24
Kentucky*	01/09		27	3-9	0-0	4-7	7-10-17	0	3	4	1	10
at Auburn*	01/12		25	4-5	0-0	6-10	2-4-6	0	1	1	1	14
at Texas A&M*	01/16		22	3-6	0-0	2-4	2-3-5	0	3	0	1	8
Alabama*	01/19		21	4-9	0-0	2-2	5-4-9	1	1	2	0	10
at Vanderbilt*	01/26		12	3-4	0-0	0-1	0-5-5	0	3	4	0	6
Ole Miss*	01/30		22	8-10	0-0	8-10	3-9-12	0	1	0	1	24
Missouri*	02/02		16	5-7	0-0	3-9	1-4-5	1	0	4	0	13
at Miss. State*	02/06		21	3-7	0-0	2-2	1-4-5	0	0	3	0	8
Arkansas*	02/09		22	3-5	0-0	4-5	1-7-8	0	7	0	0	10
at LSU*	02/16		17	5-7	0-0	3-4	1-7-8	1	3	0	3	13
at Kentucky*	02/20		20	3-6	0-0	2-2	1-5-6	0	2	0	1	8
Florida*	02/23		22	5-5	0-0	6-8	1-11-12	1	0	5	0	16
Georgia*	02/27		19	5-9	0-0	8-10	3-5-8	0	1	1	1	18
at Tennessee*	03/02		23	4-8	0-0	2-2	2-6-8	2	3	3	0	10
vs. Georgia	03/07		20	6-8	0-0	1-1	1-7-8	0	0	4	0	13
vs. Kentucky	03/08		19	2-5	0-0	2-4	2-7-9	0	3	2	0	6

- Scored 12 of career-high 24 points against Vanderbilt (Jan. 5) during final 10 minutes of first half to help turn two-point deficit into 11-point lead
- Tied program single-game freshman record with five blocks at Arkansas (Jan. 2) while posting second-straight double-double, including five defensive rebounds during crucial seven-minute stretch of second half to keep Razorbacks from putting together complete rally
- Recorded double-double against Savannah State (Dec. 28), doing nearly all of it in the second half - 11 points and nine rebounds in final 20 minutes
- Posted only perfect shooting night by a freshman (minimum five attempts each in program history), hitting 7-of-7 from the field and 9-of-9 free throws against SC State (Dec. 22), with field goal performance tying for fourth in Colonial Life Arena history
- Scored 17 of her career-high 21 points at San Diego State (Nov. 23) in the second half, including a personal 7-0 run late in the game
- Made 11 free throws at San Diego State (Nov. 23), second-most by a Gamecock freshman in school history while her 15 attempts tied the freshman record
- Named SEC Freshman of the Week (Nov. 18) after averaging a double-double in two games (CofC, Seton Hall)
- Grabbed 14 rebounds against CofC (Nov. 14), 10 in the second half, to tie for third in school history among freshmen, one shy of the freshman school record

Career Stats at South Carolina

Year	GP	GS	Min	Avg	FG	FGA	Pct	3FG	FGA	Pct	FT	FTA	Pct	Off	Def	Tot	Avg	PF	FO	A	TO	Blk	Stl	Pts	Avg
2013-14	31	1	596	19.2	134	213	.629	0	0	—	105	160	.656	71	176	247	8.0	72	1	10	52	64	16	373	12.0



TIFFANY DAVIS

5-7 • R-Freshman • Guard
Houston, Texas • Westbury Christian

- Has played in 29 games, including seven starts
- Hit a pair of 3s en route to a career-high 11 points against Ole Miss (Jan. 30)
- Was solid against pressure from #9/10 Kentucky (Jan. 9), not committing a turnover in 16 minutes on the floor
- Grabbed a career-high six rebounds at Arkansas (Jan. 2)
- Scored a career-high eight in her third start of the season against Savannah State (Dec. 28), including a perfect shooting night highlighted by a pair of 3s
- Posted her most productive start against SC State (Dec. 22), scoring six points and matching career high with three assists
- Drew first career start against Winthrop (Dec. 20), taking over point guard duties from the injured Khadijah Sessions
- Returned to action at Charlotte (Dec. 8) after recovering from shoulder injury, playing a steady eight minutes
- Matched her career high with three assists in just three minutes at San Diego State (Nov. 23) before a first-half shoulder injury ended her game
- Scored a career-high seven points against College of Charleston (Nov. 14), hitting 2-of-4 from the field, including a 3-pointer, while dishing out three assists
- Returned from knee surgery last season to score five points on 2-of-3 shooting in the season opener against Charleston Southern (Nov. 8)

2013-14 Game-by-Game

Opponent	Date	GS	MIN	FG-A	3FG-A	FT-A	Reb	A	TO	B	S	TP
Chas. Sthrn.	11/08		16	2-3	0-0	1-3	1-1-2	1	2	1	0	5
LA Tech	11/10		10	1-4	1-4	0-0	1-1-2	1	2	0	1	3
CofC	11/14		19	2-4	1-2	2-2	0-1-1	3	2	0	1	7
Seton Hall	11/17		5	0-0	0-0	0-0	0-1-1	0	1	0	0	0
at Clemson	11/20		10	0-0	0-0	0-0	0-0-0	1	0	0	0	0
at San Diego St.	11/23		3	0-1	0-0	0-0	0-0-0	3	0	0	0	0
at USC	11/25											
NC Central	12/02											
at Charlotte	12/08		8	0-0	0-0	0-0	0-0-0	0	1	0	0	0
vs. N. Carolina	12/18		7	0-1	0-0	0-0	0-0-0	0	0	0	0	0
Winthrop	12/20 *		26	1-5	1-5	0-0	0-4-4	2	6	0	1	3
SC State	12/22 *		15	2-6	2-2	0-0	0-1-1	3	3	0	1	6
Savannah St.	12/28 *		22	3-3	2-2	0-2	0-1-1	0	1	0	0	8
at Arkansas*	01/02 *		30	1-4	0-1	1-2	0-6-6	1	6	0	0	3
Vanderbilt*	01/05 *		18	1-2	0-1	1-1	0-1-1	2	1	0	0	3
Kentucky*	01/09 *		16	0-2	0-0	0-0	0-0-0	1	0	0	0	0
at Auburn*	01/12 *		3	0-1	0-1	0-0	0-1-1	0	2	0	0	0
at Texas A&M*	01/16		11	0-0	0-0	0-0	0-1-1	0	1	0	0	0
Alabama*	01/19		1	0-1	0-0	0-0	0-0-0	0	1	0	0	0
at Vanderbilt*	01/26		6	0-0	0-0	0-0	0-1-1	1	1	0	0	0
Ole Miss*	01/30		16	2-3	2-2	5-6	0-2-2	1	2	0	0	11
Missouri*	02/02		11	0-2	0-2	0-0	0-0-0	2	1	0	0	0
at Miss. State*	02/06		13	2-4	0-2	0-0	0-0-0	0	1	0	0	4
Arkansas*	02/09		12	1-3	1-1	0-0	2-0-2	1	0	0	0	3
at LSU*	02/16		5	1-1	0-0	1-2	0-0-0	0	0	0	0	3
at Kentucky*	02/20		3	0-0	0-0	0-0	0-0-0	0	1	0	0	0
Florida*	02/23		14	1-1	1-1	0-0	0-1-1	2	2	0	0	3
Georgia*	02/27		7	0-1	0-0	2-2	0-0-0	0	0	0	0	2
at Tennessee*	03/02		6	1-1	0-0	4-4	0-0-0	1	0	0	0	6
vs. Georgia	03/07		16	0-1	0-1	2-2	0-0-0	1	2	0	0	2
vs. Kentucky	03/08		3	1-1	0-0	0-0	0-0-0	1	0	0	0	2

Career Stats at South Carolina

Year	GP	GS	Min	Avg	FG	FGA	Pct	3FG	FGA	Pct	FT	FIA	Pct	Off	Def	Tot	Avg	PF	FO	A	TO	Blk	Stl	Pts	Avg
2012-13	3	0	40	13.3	4	8	.500	1	4	.250	3	4	.750	1	3	4	1.3	2	0	4	2	0	5	12	4.0
2013-14	29	7	332	11.4	22	55	.400	11	27	.407	19	26	.731	4	23	27	0.9	26	0	28	39	1	4	74	2.6
Career Totals	32	7	372	11.6	26	63	.413	12	31	.387	22	30	.733	5	26	31	1.0	28	0	32	41	1	9	86	2.7

#15

	Season	Career
Double-Double	0	0
10+ Points	1	1
5+ Assists	0	0
5+ Steals	0	1
Tm-High Pts.	0	0
Tm-High Assts.	0	0

Miscellaneous

Pts	11 vs. Ole Miss, 1/30/14
Rebs	6 at Arkansas, 1/2/14
Blks	
Stls	5 vs. Elon, 11/9/12
Assts	3, 4x, last vs. SC State, 12/22/13
Min	30 at Arkansas, 1/2/14
FG	3 vs. Savannah State, 12/28/13
3FG	2, 3x, last vs. Ole Miss, 1/30/14
FT	5 vs. Ole Miss, 1/30/14

Career Highs

Pts	11 vs. Ole Miss, 1/30/14
Rebs	6 at Arkansas, 1/2/14
Blks	2, 3x, last vs. Ole Miss, 1/30/14
Stls	1, 4x, last vs. SC State, 12/22/13
Assts	3, 3x, last vs. SC State, 12/22/13
Min	30 at Arkansas, 1/2/14
FG	3 vs. Savannah State, 12/28/13
3FG	2, 3x, last vs. Ole Miss, 1/30/14
FT	5 vs. Ole Miss, 1/30/14

13-14 Season Highs

Pts	11 vs. Ole Miss, 1/30/14
Rebs	6 at Arkansas, 1/2/14
Blks	2 vs. Ole Miss, 1/30/14
Stls	
Assts	2, 3x, last vs. Florida, 2/23/14
Min	30 at Arkansas, 1/2/14
FG	2, 2x, last at Miss. St., 2/6/14
3FG	2 vs. Ole Miss, 1/30/14
FT	5 vs. Ole Miss, 1/30/14

SEC Career Highs



ASIA DOZIER

6-0 • Sophomore • Guard/Forward
Columbia, S.C. • Spring Valley

- Has played in every game this season, starting 29
- Has led the team in scoring one time (CofC)
- Had led the team in assists nine times (at Charlotte, at Arkansas, Vanderbilt, Kentucky, at Auburn, at Miss. St., Arkansas, Florida, vs. Georgia)
- Ranked 13th in the SEC with 3.4 assists per conference game with three league games of five assists and was seventh in assist-to-turnover ratio (1:4) in conference games
- Tied career high with six assists against Georgia (Mar. 8) in first round of SEC Tournament
- Hit a 3 from the left corner to spark a 14-4 early in second half of win over Florida (Feb. 23)
- Hit clutch 3-pointer during Bulldogs' second-half rally at Mississippi State (Feb. 6) then scored on baseline out-of-bounds play after lead was cut to one, finishing in double-figure points for second-straight game
- Handed out career-high six assists against Ole Miss (Jan. 30)
- Scored all of her nine points at #16/19 Vanderbilt (Jan. 26) in first half, including seven straight to help team stay in front while three other starters sat with foul trouble
- Drained a 3 to bring Gamecocks within a point with under four minutes to play at #25/21 Texas A&M
- Hit a 3 early in second half at Auburn (Jan. 12) to give Gamecocks first lead of the game, added a free throw late in game to hold off Tigers' late rally
- Dished team-high five assists against Vanderbilt (Jan. 5) for second-straight game
- Played solid all-around game at Arkansas (Jan. 2), tying career high with five assists while logging just shy of the full 40 minutes
- Netted three 3s en route to 13 points and handed out five assists in 39 minutes, playing huge role in staving off second-half Winthrop (Dec. 20) rally
- Responded well to coming off the bench at Charlotte (Dec. 8), contributing in every category – 10 points, four assists, five rebounds, two steals in 32 minutes

2013-14 Game-by-Game

Opponent	Date	GS	MIN	FG-A	3FG-A	FT-A	Reb	A	TO	B	S	TP
Chas. Sthrn.	11/08	*	17	1-3	0-0	2-2	2-1-3	5	1	1	2	4
LA Tech	11/10	*	21	3-5	1-1	0-0	0-1-1	0	3	0	0	7
CofC	11/14	*	25	6-12	4-8	0-0	0-2-2	3	1	0	0	16
Seton Hall	11/17	*	27	2-6	2-4	0-0	0-4-4	2	3	0	2	6
at Clemson	11/20	*	30	2-9	0-5	0-1	3-6-9	0	2	0	0	4
at San Diego St.	11/23	*	28	5-13	4-10	2-2	3-0-3	0	2	0	2	16
at USC	11/25	*	25	1-4	0-1	2-2	0-2-2	2	3	0	0	4
NC Central	12/02	*	18	2-3	1-2	1-2	0-2-2	1	0	0	0	6
at Charlotte	12/08	*	32	4-7	0-1	2-3	2-3-5	4	5	1	2	10
vs. N. Carolina	12/18	*	21	1-3	0-2	1-2	1-2-3	1	2	0	0	3
Winthrop	12/20	*	39	4-9	3-7	2-4	0-2-2	5	2	0	0	13
SC State	12/22	*	20	1-5	1-4	1-2	0-0-4	3	1	0	1	4
Savannah St.	12/28	*	19	4-8	2-2	0-0	0-1-1	1	0	0	1	10
at Arkansas*	01/02	*	40	4-12	1-3	0-0	0-2-2	5	7	0	1	9
Vanderbilt*	01/05	*	29	1-7	1-2	2-2	0-1-1	5	5	0	1	5
Kentucky*	01/09	*	24	0-6	0-1	0-0	0-1-1	4	2	1	0	0
at Auburn*	01/12	*	31	3-4	2-3	1-3	0-5-5	3	5	0	0	9
at Texas A&M*	01/16	*	33	2-9	1-5	0-0	0-3-3	0	4	1	0	5
Alabama*	01/19	*	26	3-4	2-3	0-0	0-3-3	5	1	0	0	8
at Vanderbilt*	01/26	*	29	4-9	0-1	1-2	0-3-3	2	0	0	0	9
Ole Miss*	01/30	*	23	1-4	0-1	2-4	0-1-1	6	2	0	1	4
Missouri*	02/02	*	33	3-6	3-4	2-4	1-2-3	4	0	1	1	11
at Miss. State*	02/06	*	27	4-8	2-3	0-0	1-2-3	4	2	0	1	10
Arkansas*	02/09	*	20	0-4	0-4	0-0	0-0-1	4	3	0	0	0
at LSU*	02/16	*	28	0-5	0-4	1-2	0-1-1	1	2	1	1	1
at Kentucky*	02/20	*	33	2-6	0-1	0-0	1-3-4	2	1	0	0	4
Florida*	02/23	*	30	1-8	1-6	0-0	2-4-6	3	1	1	1	3
Georgia*	02/27	*	14	0-1	0-1	0-0	0-4-4	0	1	0	0	0
at Tennessee*	03/02	*	29	1-3	1-2	0-0	1-1-2	0	1	0	0	3
vs. Georgia	03/07	*	21	1-3	0-1	0-0	1-0-1	6	1	0	1	2
vs. Kentucky	03/08	*	27	0-7	0-4	0-0	0-2-2	1	0	0	0	0

Career Stats at South Carolina

Year	GP	GS	Min	Avg	FG	FGA	Pct	3FG	FGA	Pct	FT	FIA	Pct	Off	Def	Tot	Avg	PF	FO	A	TO	Blk	Stl	Pts	Avg
2012-13	31	0	398	12.8	28	134	.209	16	91	.176	11	24	.458	19	42	61	2.0	35	1	25	20	4	8	83	2.7
2013-14	31	29	819	26.4	66	193	.342	32	96	.333	22	37	.595	18	69	87	2.8	55	0	83	63	7	18	186	6.0
Career Totals	62	29	1217	19.6	94	327	.287	48	187	.257	33	61	.541	37	111	148	2.4	90	1	108	83	11	26	269	4.3

#31

	Season	Career
Double-Double	0	0
10+ Points	7	9
10+ Rebounds	0	1
5+ Assists	7	8
Tm-High Pts.	1	1
Tm-High Assts.	9	10

Miscellaneous

Pts 16, 2x, last at San Diego St., 11/23/13
Rebs 10 vs. Elon, 11/9/12
Blks 1, 11x, last vs. Florida, 2/23/14
Stls 2, 5x, last at Charlotte, 12/8/13
Assts 6, 2x, last vs. Georgia, 3/7/14
Min 40 at Arkansas, 1/2/14
FG 6 vs. C. of Charleston, 11/14/13
3FG 4, 2x, last at San Diego St., 11/23/13
FT 4 vs. Elon, 11/9/12

Career Highs

Pts 16, 2x, last at San Diego St., 11/23/13
Rebs 9 at Clemson, 11/20/13
Blks 1, 7x, last vs. Florida, 2/23/14
Stls 2, 4x, last at Charlotte, 12/8/13
Assts 6, 2x, last vs. Georgia, 3/7/14
Min 40 at Arkansas, 1/2/14
FG 6 vs. C. of Charleston, 11/14/13
3FG 4, 2x, last at San Diego St., 11/23/13
FT 2, 8x, last vs. Missouri, 2/2/14

13-14 Season Highs

Pts 11 vs. Missouri, 2/2/14
Rebs 6, 2x, last vs. Florida, 2/23/14
Blks 1, 6x, last vs. Florida, 2/23/14
Stls 1, 8x, last vs. Florida, 2/23/14
Assts 6, 2x, last vs. Georgia, 3/7/14
Min 40 at Arkansas, 1/2/14
FG 4, 4x, last at Miss. St., 2/6/14
3FG 3 vs. Missouri, 2/2/14
FT 2, 3x, last vs. Missouri, 2/2/14

SEC Career Highs

Pts 5 vs. South Dakota State, 3/23/13
Rebs
Blks
Stls 1 vs. South Dakota State, 3/23/13
Assts 1 vs. South Dakota State, 3/23/13
Min 20 vs. South Dakota State, 3/23/13
FG 1 vs. South Dakota State, 3/23/13
3FG 1 vs. South Dakota State, 3/23/13
FT 2 vs. South Dakota State, 3/23/13

NCAA Highs

Career NCAA Tournament Game-by-Game

Date	Opponent	GS	MIN	FG-A	3FG-A	FT-A	Reb	PF	A	TO	B	S	TP
3/23/13	S. Dakota St.		20	1-4	1-2	2-2	0	1	1	3	0	1	5
3/25/13	Kansas		0	0-0	0-0	0-0	0	0	0	0	0	0	0
Totals		0	20	1-4	1-2	2-2	0	1	1	3	0	1	5
			10.0	.250	.500	1.00	0.0	0.5	0.5	0.5	0.5	2.5	



INDIA FARMER

6-0 • Freshman • Forward
N. Myrtle Beach, S.C. • N. Myrtle Beach

- Has played in 16 games
- Saw action in both SEC Tournament games
- Netted first career SEC points with a late 3 against Alabama (Jan. 19)
- Scored her first career points on a 3-pointer against NC Central (Dec. 2), also snagging three rebounds in her 11 minutes of play

2013-14 Game-by-Game

Opponent	Date	GS	MIN	FG-A	3FG-A	FT-A	Reb	A	TO	B	S	TP
Chas. Sthrn.	11/08		6	0-0	0-0	0-0	0-0-0	0	0	0	0	0
LA Tech	11/10		1	0-0	0-0	0-0	0-0-0	0	0	0	0	0
CofC	11/14		5	0-0	0-0	0-0	0-0-0	0	0	0	0	0
Seton Hall	11/17						— DNP (Coach's Decision)	—				
at Clemson	11/20		1	0-0	0-0	0-0	0-0-0	0	0	0	0	0
at San Diego St.	11/23						— DNP (Coach's Decision)	—				
at USC	11/25						— DNP (Coach's Decision)	—				
NC Central	12/02		11	1-3	1-2	0-0	1-2-3	0	0	0	0	3
at Charlotte	12/08						— DNP (Coach's Decision)	—				
vs. N. Carolina	12/18						— DNP (Coach's Decision)	—				
Winthrop	12/20						— DNP (Coach's Decision)	—				
SC State	12/22		5	0-2	0-0	0-0	1-0-1	0	0	0	0	0
Savannah St.	12/28		4	0-0	0-0	0-0	0-0-0	0	0	1	0	0
at Arkansas*	01/02						— DNP (Coach's Decision)	—				
Vanderbilt*	01/05						— DNP (Coach's Decision)	—				
Kentucky*	01/09						— DNP (Coach's Decision)	—				
at Auburn*	01/12						— DNP (Coach's Decision)	—				
at Texas A&M*	01/16						— DNP (Coach's Decision)	—				
Alabama*	01/19		1	1-1	1-1	0-0	0-0-0	0	0	0	0	3
at Vanderbilt*	01/26						— DNP (Coach's Decision)	—				
Ole Miss*	01/30		2	0-1	0-1	0-0	0-0-0	0	0	0	0	0
Missouri*	02/02		1	0-0	0-0	0-0	0-0-0	0	0	0	0	0
at Miss. State*	02/06						— DNP (Coach's Decision)	—				
Arkansas*	02/09		2	0-0	0-0	0-0	0-0-0	0	1	0	0	0
at LSU*	02/16		1	0-0	0-0	0-0	0-0-0	0	0	0	0	0
at Kentucky*	02/20						— DNP (Coach's Decision)	—				
Florida*	02/23		1	0-0	0-0	0-0	0-0-0	0	0	0	0	0
Georgia*	02/27		2	0-0	0-0	0-0	0-0-0	0	0	0	0	0
at Tennessee*	03/02						— DNP (Coach's Decision)	—				
vs. Georgia	03/07		1	0-0	0-0	0-0	0-1-1	0	0	0	0	0
vs. Kentucky	03/08		2	0-0	0-0	0-0	0-1-1	0	0	0	0	0

Career Stats at South Carolina

Year	GP	GS	Min	Avg	FG	FGA	Pct	3FG	FGA	Pct	FT	FTA	Pct	Off	Def	Tot	Avg	PF	FO	A	TO	Blk	Stl	Pts	Avg
2013-14	16	0	46	2.9	2	7	.286	2	4	.500	0	0	—	2	4	6	0.4	4	0	0	1	1	0	6	0.4

#0

	Season	Career
Double-Double	0	0
10+ Points	0	0
10+ Rebounds	0	0
5+ Blocks	0	0
Tm-High Pts.	0	0
Tm-High Rebs.	0	0

Miscellaneous

Pts3, 2x, last vs. Alabama, 1/19/14
Rebs 3 vs. NC Central, 12/2/13
Blks 1, vs. Savannah State, 12/28/13
Stls
Assts
Min 11 vs. NC Central, 12/2/13
FG 1, 2x, last vs. Alabama, 1/19/14
3FG 1, 2x, last vs. Alabama, 1/19/14
FT

Career Highs

Pts3, 2x, last vs. Alabama, 1/19/14
Rebs 3 vs. NC Central, 12/2/13
Blks 1, vs. Savannah State, 12/28/13
Stls
Assts
Min 11 vs. NC Central, 12/2/13
FG 1, 2x, last vs. Alabama, 1/19/14
3FG 1, 2x, last vs. Alabama, 1/19/14
FT

13-14 Season Highs

Pts 3 vs. Alabama, 1/19/14
Rebs 1, 2x, last vs. Kentucky, 3/8/14
Blks
Stls
Assts
Min 2, 4x last vs. Kentucky, 3/8/14
FG 1 vs. Alabama, 1/19/14
3FG
FT

SEC Career Highs

Pts
Rebs
Blks
Stls
Assts
Min
FG
3FG
FT

NCAA Highs



OLIVIA GAINES

5-7 • Junior • Guard
Chester, S.C. • Louisburg College (N.C.)

- Has played in 29 games with one start (vs. Alabama)
- Picked up a steal and converted the resulting layup after Georgia (Feb. 27) got within nine midway through the second half
- Provided great energy off bench at #15/15 Kentucky (Feb. 20), including three defensive rebounds during a key run late in the first half
- Scored an SEC-career high five points against Arkansas (Feb. 9), including a perfect 3-of-3 from the free throw line
- Drew her first career start against Alabama (Jan. 19), putting in balanced effort with four points, three assists and three rebounds
- Played huge role in second-half comeback at #25/21 Texas A&M (Jan. 16), providing great pressure on the point guard defensively and draining 3 at the end of the shot clock to cap a 16-2 run that helped cut the 17-point halftime deficit to one with 9:38 to play then hit a long jumper to stave off an Aggies' run three minutes later
- Continued strong play late in non-conference slate with career-high seven points against Savannah State (Dec. 28), including four points and aggressive defense during key 17-5 run late in first half
- Delivered best game of her season against SC State (Dec. 22) with six points, four rebounds and two assists
- Provided great spark defensively in second half against #14/13 North Carolina (Dec. 18), helping key a 14-3 run that brought team within two points after trailing by 12 at the half
- Was solid in 18 minutes against NC Central (Dec. 2), hitting a pair of field goals, pulling down five rebounds and handing out four assists with just one turnover
- Made a statement in her debut with four points, five assists, four rebounds and three steals in 17 minutes against Charleston Southern (Nov. 8)

2013-14 Game-by-Game

Opponent	Date	GS	MIN	FG-A	3FG-A	FT-A	Reb	A	TO	B	S	TP
Chas. Sthrn.	11/08	17	2-3	0-0	0-0	2-2-4	5	1	1	3	4	
LA Tech	11/10	9	1-2	0-0	0-1	3-1-4	3	1	1	0	2	
CofC	11/14	11	0-1	0-0	2-2	0-1-1	0	1	0	1	2	
Seton Hall	11/17	5	0-0	0-0	0-0	0-1-1	1	0	0	0	0	
at Clemson	11/20					DNP (Coach's Decision)						
at San Diego St.	11/23	5	0-0	0-0	1-2	1-0-1	1	0	0	1	1	
at USC	11/25					DNP (Coach's Decision)						
NC Central	12/02	18	2-3	0-1	0-0	1-4-5	4	1	0	1	4	
at Charlotte	12/08	4	0-0	0-0	0-0	0-1-1	0	0	0	0	0	
vs. N. Carolina	12/18	11	1-2	0-0	0-0	0-1-1	2	1	0	0	2	
Winthrop	12/20	13	0-1	0-0	2-2	0-1-1	1	0	0	0	2	
SC State	12/22	18	2-2	0-0	2-2	1-3-4	2	1	0	1	6	
Savannah St.	12/28	19	3-5	0-0	1-2	0-0-0	1	2	0	1	7	
at Arkansas*	01/02	12	0-1	0-0	1-2	0-1-1	1	0	0	1	1	
Vanderbilt*	01/05	14	0-0	0-0	2-2	0-1-1	2	1	0	1	2	
Kentucky*	01/09	2	1-1	0-0	0-0	0-0-0	0	0	0	0	2	
at Auburn*	01/12	5	0-0	0-0	1-2	0-0-0	0	0	0	0	1	
at Texas A&M*	01/16	9	2-2	1-1	0-0	0-2-2	0	0	0	1	5	
Alabama*	01/19	23	2-5	0-0	0-0	1-2-3	3	3	0	1	4	
at Vanderbilt*	01/26	15	1-3	0-0	0-0	1-0-1	0	0	0	0	2	
Ole Miss*	01/30	10	0-2	0-0	1-2	0-1-1	0	0	0	0	1	
Missouri*	02/02	2	0-0	0-0	0-0	0-0-0	0	0	0	0	0	
at Miss. State*	02/06	3	0-0	0-0	0-0	1-0-1	0	1	0	0	0	
Arkansas*	02/09	3	1-1	0-0	3-3	0-1-1	0	0	0	1	5	
at LSU*	02/16	2	0-0	0-0	0-0	0-0-0	1	0	0	0	0	
at Kentucky*	02/20	9	0-0	0-0	2-2	0-3-3	0	0	0	0	2	
Florida*	02/23	10	2-3	0-0	0-0	0-2-2	2	0	1	1	4	
Georgia*	02/27	12	1-4	0-0	0-0	0-0-0	0	0	0	1	2	
at Tennessee*	03/02	10	1-2	0-0	0-0	0-1-1	1	0	0	2	2	
vs. Georgia	03/07	11	1-3	0-0	0-0	0-0-0	0	0	0	1	2	
vs. Kentucky	03/08	9	0-0	0-0	0-0	0-0-0	2	0	0	1	0	

Career Stats at South Carolina

Year	GP	GS	Min	Avg	FG	FGA	Pct	3FG	FGA	Pct	FT	FTA	Pct	Off	Def	Tot	Avg	PF	FO	A	TO	Blk	Stl	Pts	Avg
2013-14	29	1	291	10.0	23	46	.500	1	2	.500	18	24	.750	11	29	40	1.4	31	0	32	13	3	19	65	2.2

#2

Career Highlights

2013 WBCA JUCO Player of the Year
2013 NJCAA All-America

	Season	Career	Miscellaneous
Double-Double	0	0	
10+ Points	0	0	
10+ Rebounds	0	0	
5+ Assists	1	1	
Tm-High Pts.	0	0	
Tm-High Assts.	1	1	

	Career Highs
Pts	7 vs. Savannah St., 12/28/13
Rebs	5 vs. NC Central, 12/2/13
Blks	1, 3x, last vs. Florida, 2/23/14
Stls	3 vs. Charleston Southern, 11/8/13
Assts	5 vs. Charleston Southern, 11/8/13
Min	23 vs. Alabama, 1/19/14
FG	3 vs. Savannah St., 12/28/13
3FG	1 at Texas A&M, 1/16/14
FT	3 vs. Arkansas, 2/9/14

	13-14 Season Highs
Pts	7 vs. Savannah St., 12/28/13
Rebs	5 vs. NC Central, 12/2/13
Blks	1, 3x, last vs. Florida, 2/23/14
Stls	3 vs. Charleston Southern, 11/8/13
Assts	5 vs. Charleston Southern, 11/8/13
Min	23 vs. Alabama, 1/19/14
FG	3 vs. Savannah St., 12/28/13
3FG	1 at Texas A&M, 1/16/14
FT	3 vs. Arkansas, 2/9/14

	SEC Career Highs
Pts	5, 2x, last vs. Arkansas, 2/9/14
Rebs	3 vs. Alabama, 1/19/14
Blks	1 vs. Florida, 2/23/14
Stls	2 at Tennessee, 3/2/14
Assts	3 vs. Alabama, 1/19/14
Min	23 vs. Alabama, 1/19/14
FG	2, 3x, last vs. Florida, 2/23/14
3FG	1 at Texas A&M, 1/16/14
FT	3 vs. Arkansas, 2/9/14

	NCAA Highs
Pts	
Rebs	
Blks	
Stls	
Assts	
Min	
FG	
3FG	
FT	



ELEM IBIAM

6-4 • Junior • Center
Fayetteville, Ga. • Fayette County

- Has started all 31 games this season
- Leads SEC and 20th in the nation with 2.6 blocks per game ... Has 16 games of three or more blocks, including seven SEC contests
- Is 20th in SEC in rebounding
- Now holds school record for single-season blocks at 82 and is sixth in career blocks at 129 (four away from tying for fifth)
- Has led the team in scoring four times (Seton Hall, at Charlotte, Alabama, vs. Kentucky)
- Has led the team in rebounding five times (Seton Hall, at Charlotte, SC State, at Vanderbilt, Georgia)
- Averaged team high 14.0 points on 76.5 percent shooting (13-of-17) in SEC Tournament (two games)
- Led team with 16 points against #12/13 Kentucky (Mar. 8) in SEC Tournament semifinal, including the last six of the first half as Gamecocks tried to rally from 13-point deficit
- Controlled the glass during 11-0 run in first half against Georgia (Feb. 27), pulling down seven of her nine and blocking three of her five shots in the opening period
- Scored six of her 16 points at #15/15 Kentucky in the first four minutes of the second half as Gamecocks stretched lead to 17
- Broke the Gamecock single-season record with five of her seven blocks at Mississippi State (Feb. 6) in the first half, making the most by a Gamecock in an SEC game ... two blocks in second half came with Bulldogs within four in final three minutes
- Became just ninth Gamecock all-time to reach 100 career blocks with her five against Ole Miss (Jan. 30)
- Dominated first half at Vanderbilt (Jan. 26) helping team to halftime lead while three other starters sat with two fouls, posting eight points and six rebounds in opening period
- Scored nine points in each half against Alabama (Jan. 19) to lead the team in scoring with 18 points in just 21 minutes

2013-14 Game-by-Game

Opponent	Date	GS	MIN	FG-A	3FG-A	FT-A	Reb	A	TO	B	S	TP
Chas. Sthrn.	11/08	*	20	7-7	0-0	3-5	1-5-6	0	1	5	2	17
LA Tech	11/10	*	24	3-6	0-0	5-10	2-6-8	1	3	3	1	11
CofC	11/14	*	23	5-8	0-0	2-5	2-4-6	0	0	3	1	12
Seton Hall	11/17	*	29	5-10	0-0	8-9	1-7-8	0	2	3	0	18
at Clemson	11/20	*	25	5-6	0-0	0-0	3-3-6	1	0	1	1	10
at San Diego St.	11/23	*	21	2-3	0-0	1-2	1-3-4	1	1	1	1	5
at USC	11/25	*	19	2-5	0-0	0-0	2-3-5	1	2	2	0	4
NC Central	12/02	*	20	0-1	0-0	2-2	0-3-3	0	1	1	0	2
at Charlotte	12/08	*	30	7-14	0-0	5-7	2-7-9	0	1	3	1	19
vs. N. Carolina	12/18	*	33	7-10	0-0	0-0	3-2-5	1	1	4	2	14
Winthrop	12/20	*	32	6-12	0-0	0-0	2-7-9	0	1	3	0	12
SC State	12/22	*	25	4-10	0-0	1-2	5-4-9	1	2	1	1	9
Savannah St.	12/28	*	18	1-7	0-0	3-4	3-6-9	0	0	1	1	5
at Arkansas*	01/02	*	15	1-4	0-0	2-2	1-3-4	0	1	1	0	4
Vanderbilt*	01/05	*	20	3-4	0-0	5-6	2-6-8	0	2	2	0	11
Kentucky*	01/09	*	16	4-8	0-0	1-1	0-4-4	0	1	6	0	9
at Auburn*	01/12	*	24	2-3	0-0	0-0	1-2-3	0	1	1	0	4
at Texas A&M*	01/16	*	34	2-6	0-0	0-2	2-10-12	2	3	4	0	4
Alabama*	01/19	*	21	7-11	0-0	4-4	2-5-7	1	0	2	0	18
at Vanderbilt*	01/26	*	32	4-8	0-0	2-2	1-8-9	0	3	1	0	10
Ole Miss*	01/30	*	18	6-7	0-0	2-2	2-6-8	0	2	5	0	14
Missouri*	02/02	*	24	3-4	0-0	4-6	2-4-6	0	2	3	0	10
at Miss. State*	02/06	*	23	2-4	0-0	1-1	2-3-5	0	1	7	0	5
Arkansas*	02/09	*	25	4-8	0-0	2-2	3-3-6	0	2	2	0	10
at LSU*	02/16	*	21	0-5	0-0	1-2	2-5-7	0	1	1	0	1
at Kentucky*	02/20	*	22	7-9	0-0	2-2	2-2-4	0	5	0	1	16
Florida*	02/23	*	25	3-6	0-0	2-4	2-2-4	0	2	3	0	8
Georgia*	02/27	*	27	2-6	0-0	2-6	2-7-9	0	3	5	0	6
at Tennessee*	03/02	*	22	4-10	0-0	0-1	1-3-4	0	1	1	1	8
vs. Georgia	03/07	*	17	6-7	0-0	0-4	0-3-3	1	1	3	0	12
vs. Kentucky	03/08	*	30	7-10	0-0	2-2	1-5-6	0	1	4	0	16

Career Stats at South Carolina

Year	GP	GS	Min	Avg	FG	FGA	Pct	3FG	FGA	Pct	FT	FTA	Pct	Off	Def	Tot	Avg	PF	FO	A	TO	Blk	Stl	Pts	Avg
2011-12	25	0	197	7.9	26	59	.441	0	1	.000	22	35	.629	34	40	74	3.0	33	0	4	16	17	2	74	3.0
2012-13	30	0	472	15.7	64	131	.489	0	0	—	32	64	.500	52	83	135	4.5	48	1	8	20	30	11	160	5.3
2013-14	31	31	735	23.7	121	219	.553	0	0	—	62	95	.653	55	141	196	6.3	88	3	10	47	82	13	304	9.8
Career Totals	86	31	1404	16.3	211	409	.516	0	1	.000	116	194	.598	141	264	405	4.7	169	4	22	83	129	26	538	6.3

#33

Career Highlights

2014 SEC All-Defensive Team
2014 SEC Women's Basketball Community Service Team

	Season	Career
Double-Double	0	1
10+ Points	17	24
10+ Rebounds	1	3
5+ Blocks	5	7
Tm-High Pts.	4	6
Tm-High Rebs.	6	11

Miscellaneous

Pts	19, 2x, last at Charlotte, 12/8/13
Rebs	12 at Texas A&M, 1/16/14
Blks	7 at Miss. State, 2/6/14
Stls	2, 4x, last vs. North Carolina, 12/18/13
Assts	3 vs. South Dakota St., 3/23/13
Min	34 at Texas A&M, 1/16/14
FG	8 vs. Alabama, 3/7/13
3FG	
FT	8 vs. Seton Hall, 11/17/13

Career Highs

Pts	19 at Charlotte, 12/8/13
Rebs	12 at Texas A&M, 1/16/14
Blks	7 at Miss. State, 2/6/14
Stls	2, 2x, last vs. North Carolina, 12/18/13
Assts	2 at Texas A&M, 1/16/14
Min	34 at Texas A&M, 1/16/14
FG	7, 6x, last vs. Kentucky, 3/8/14
3FG	
FT	8 vs. Seton Hall, 11/17/13

13-14 Season Highs

Pts	18 vs. Alabama, 1/19/14
Rebs	12 at Texas A&M, 1/16/14
Blks	7 at Miss. State, 2/6/14
Stls	1, 4x, last at Tennessee, 3/2/14
Assts	2 at Texas A&M, 1/16/14
Min	34 at Texas A&M, 1/16/14
FG	8 vs. Alabama, 3/7/13
3FG	
FT	5, 2x, last vs. Vanderbilt, 1/5/14

SEC Career Highs

Pts	13 vs. South Dakota State, 3/23/13
Rebs	10 vs. Kansas, 3/25/13
Blks	5 vs. Eastern Michigan, 3/17/12
Stls	1 vs. South Dakota State, 3/23/13
Assts	3 vs. South Dakota State, 3/23/13
Min	29 vs. South Dakota State, 3/23/13
FG	5, 2x, last vs. South Dakota State, 3/23/13
3FG	
FT	3 vs. South Dakota State, 3/23/13

NCAA Highs

- Pulled down a career-high 12 rebounds at Texas A&M (Jan. 16)
- Tied the Gamecock record for blocks in an SEC game and for fourth in Colonial Life Arena history with six against #9/10 Kentucky (Jan. 9), including four in second half
- Scored seven straight points during Gamecocks 10-minute run in first half against Vanderbilt (Jan. 5) that turned two-point deficit into 11-point halftime lead
- Was great on the glass in second half against Winthrop (Dec. 20), grabbing seven of her team-high nine in the second period to help hold off rally
- Anchored the paint against #14/13 North Carolina (Dec. 18), shooting 7-of-10 from the field and blocking four shots

Elem Ibiam (continued)

- Matched her career high with 19 points at Charlotte (Dec. 8), dominating first half with 10 points and six (of her nine total) rebounds
- Scored seven of her 11 points and grabbed six of her eight rebounds against Louisiana Tech (Nov. 10) in the first 10 minutes of the second half
- Tied for fourth-best perfect shooting night in Colonial Life Arena history, going 7-of-7 from the field against Charleston Southern (Nov. 8)
- Matched her career high and third in Colonial Life Arena history with five blocks against Charleston Southern (Nov. 8)

Career NCAA Tournament Game-by-Game

Date	Opponent	GS	MIN	FG-A	3FG-A	FT-A	Reb	PF	A	TO	B	S	TP
3/23/13	South Dakota St.	29	5-9	0-0	3-4	8	2	3	0	2	1	13	
3/25/13	Kansas	24	5-8	0-0	2-3	10	2	1	1	1	0	12	
3/17/12	Eastern Michigan	12	2-4	0-0	2-2	4	4	2	1	5	0	6	
3/19/12	#13/15 Purdue	4	0-0	0-0	0-0	0	0	0	0	0	0	0	
3/24/12	#2/2 Stanford	6	1-1	0-0	2-2	2	0	0	0	1	0	4	
Totals		0	75	13-22	0-0	9-11	24	8	6	2	9	1	35
			15.0	.591	—	.818	4.8				1.8		7.0



TIFFANY MITCHELL

5-9 • Sophomore • Guard
Charlotte, N.C. • Providence Day

- Named SEC Player of the Year – just second sophomore to win award all-time – All-SEC First Team and All-Defensive Team by the league's coaches
- Became just the third Gamecock all-time to earn First-Team All-SEC honors from the Associated Press, joining Jocelyn Penn (2003) and Shaunzinski Gortman (2002)
- Earned spots on the Wooden Award Final Ballot, the Naismith Trophy Midseason 30 and the Wade Trophy and Dawn Staley Award Watch Lists
- Ranks 11th in the SEC in scoring, 6th in steals (1.9), 10th in assists (3.5) ... In SEC play, only player to rank in points (9th, 15.9), rebounds (16th, 6.4), assists (11th, 3.4) and steals (7th, 1.8)
- Has led team in scoring 12 times (at USC, NCCU, Winthrop, Savannah St., at Ark., Ky., at Aub., at Vandy, Mizzou, at LSU, Florida, Georgia)
- Has led the team in assists 14 times (at Clemson, at San Diego St., at USC, at Charlotte, Winthrop, SC State, at TAMU, Ala., at Vandy, Ole Miss, Ark., at LSU, at Ky., vs. Ky.)
- Shot program's third-best perfect game from free throw line (10-of-10) as part of her second-straight 20-point game to finish with career-high 25 against Georgia (Feb. 27)
- Recorded fourth 20-point game of season against Florida (Feb. 23), including five of team's final 11 points to slip away from Gators
- Posted all 12 of her points and all seven of her rebounds at #15/15 Kentucky (Feb. 20) in the second half, scoring five straight points after Wildcats got within 11 midway through
- Scored 11 of her 19 points at #19/17 LSU (Feb. 16) in second half, including six in final 4:00 to turn seven-point lead into 17-point edge ... added seven rebounds and seven assists
- Had six rebounds in the first half alone against Arkansas (Feb. 9) and tied for team-high honors with four assists.
- Turned in her first career 20-point SEC game against Missouri (Feb. 2), including eight free throws
- Matched career high with eight assists against Ole Miss (Jan. 30)
- Scored four straight points, including layup off her fourth steal of the game, with under minute to play to

#25

Career Highlights

- 2014 SEC Player of the Year (Coaches)
- 2014 All-SEC First Team (Coaches, AP)
- 2014 SEC All-Defensive Team
- 2014 Wooden Award Final Ballot
- 2014 Wade Trophy Watch List
- 2014 Dawn Staley Award Watch List
- 2014 Naismith Trophy Midseason 30
- 2013 SEC All-Freshman Team

	Season	Career	Miscellaneous
Double-Double	1	3	
20+ Points	5	6	
10+ Points	28	42	
10+ Rebounds	1	6	
5+ Assists	7	7	
5+ Steals	4	5	
Tm-High Pts.	12	19	
Tm-High Rebs.	3	9	
Tm-High Assts.	13	15	

	Career Highs
Pts	25 vs. Georgia, 2/27/14
Rebs	11, 5x, last at Arkansas, 1/2/14
Stls	6 at Auburn, 1/12/14
Assts	9 at San Diego State, 11/23/13
Min	39 vs. Kentucky, 1/9/14
FG	8, 2x, last at Texas A&M, 1/16/14
3FG	4 vs. Winthrop, 12/20/13
FT	12 vs. Savannah St., 12/28/13

	13-14 Season Highs
Pts	25 vs. Georgia, 2/27/14
Rebs	11 at Arkansas, 1/2/14
Stls	6 at Auburn, 1/12/14
Assts	9 at San Diego State, 11/23/13
Min	39 vs. Kentucky, 1/9/14
FG	8 at Texas A&M, 1/16/14
3FG	4 vs. Winthrop, 12/20/13
FT	12 vs. Savannah St., 12/28/13

	SEC Career Highs
Pts	25 vs. Georgia, 2/27/14
Rebs	11, 5x, last at Arkansas, 1/2/14
Stls	6 at Auburn, 1/12/14
Assts	8, 2x, last vs. Ole Miss, 1/30/14
Min	39 vs. Kentucky, 1/9/14
FG	8 at Texas A&M, 1/16/14
3FG	3 at LSU, 2/16/14
FT	10 vs. Georgia, 2/27/14

	NCAA Highs
Pts	11 vs. South Dakota State, 3/23/13
Rebs	6 vs. Kansas, 3/25/13
Stls	3 vs. Kansas, 3/25/13
Assts	
Min	32 vs. Kansas, 3/25/13
FG	3 vs. South Dakota State, 3/23/13
3FG	1, 2x, last, vs. Kansas, 3/25/13
FT	4 vs. South Dakota State, 3/23/13

2013-14 Game-by-Game

Opponent	Date	GS	MIN	FG-A	3FG-A	FT-A	Reb	A	TO	B	S	TP
Chas. Sthrn.	11/08	*	21	6-10	0-0	0-0	1-0-1	1	0	0	5	12
LA Tech	11/10	*	27	4-9	1-4	1-3	0-4-4	3	2	0	1	10
CofC	11/14	*	26	3-7	2-3	3-7	3-5-8	1	2	0	0	11
Seton Hall	11/17	*	36	5-10	2-3	3-6	1-2-3	4	1	0	1	15
at Clemson	11/20	*	28	6-10	2-4	0-0	2-4-6	5	4	0	2	14
at San Diego St.	11/23	*	26	6-10	1-2	4-5	1-2-3	9	1	0	3	17
at USC	11/25	*	34	6-9	0-1	10-13	3-3-6	4	6	0	5	22
NC Central	12/02	*	14	7-9	2-3	3-4	1-2-3	1	1	0	3	19
at Charlotte	12/08	*	36	4-9	0-2	7-7	1-2-3	4	3	0	3	15
vs. N. Carolina	12/18	*	34	4-13	1-2	9-10	2-3-5	1	3	0	2	18
Winthrop	12/20	*	34	7-9	4-5	2-5	0-1-1	7	6	0	1	20
SC State	12/22	*	31	2-8	1-3	0-0	4-5-9	4	1	0	1	5
Savannah St.	12/28	*	27	3-5	0-1	12-16	0-7-7	4	3	0	5	18
at Arkansas*	01/02	*	35	5-10	0-0	6-8	3-8-11	1	3	0	1	16
Vanderbilt*	01/05	*	36	6-9	2-2	5-6	0-4-4	4	1	1	3	19
Kentucky*	01/09	*	39	5-11	0-1	7-8	0-7-7	3	2	2	2	17
at Auburn*	01/12	*	35	6-13	1-2	5-5	0-2-2	1	7	0	6	18
at Texas A&M*	01/16	*	38	8-11	2-2	1-2	1-7-8	1	4	0	0	19
Alabama*	01/19	*	30	2-8	1-2	2-2	0-6-6	8	1	2	1	7
at Vanderbilt*	01/26	*	36	7-12	0-0	0-0	1-6-7	3	3	1	4	14
Ole Miss*	01/30	*	30	4-9	1-2	6-6	0-3-3	8	0	1	2	15
Missouri*	02/02	*	37	5-10	2-2	8-11	3-6-0	3	5	0	4	20
at Miss. State*	02/06	*	19	1-3	1-1	4-4	1-1-2	0	5	0	0	7
Arkansas*	02/09	*	29	5-9	1-2	4-4	1-7-8	4	0	1	0	15
at LSU*	02/16	*	35	5-7	3-3	6-6	1-6-7	7	4	0	0	19
at Kentucky*	02/20	*	27	3-9	1-2	5-5	2-5-7	5	2	0	0	12
Florida*	02/23	*	31	7-15	1-5	5-7	2-6-8	2	7	0	2	20
Georgia*	02/27	*	37	7-10	1-2	10-10	2-4-6	2	4	0	2	25
at Tennessee*	03/02	*	36	5-13	0-2	1-2	1-7-8	2	4	0	1	11
vs. Georgia	03/07	*	24	4-10	0-1	3-6	1-3-4	3	2	0	0	11
vs. Kentucky	03/08	*	32	4-12	1-2	2-2	0-4-4	3	4	0	0	11

- key win at #16/19 Vanderbilt (Jan. 26)
- Dished out eight assists against Alabama (Jan. 19), seven of which came in the first half as Gamecocks established significant halftime lead
- Scored five points in final 20 seconds at #25/21 Texas A&M (Jan. 16) to send game to overtime, during which she added four points in bid for victory
- Swiped career-high six steals at Auburn (Jan. 12) and scored six of her 18 points during an 8-0 run after Tigers cut lead to three with five minutes to play
- Sank 4-of-4 free throws in final two minutes to ice win over Vanderbilt (Jan. 5), finishing with 19 points
- Grabbed two defensive

Career Stats at South Carolina

Year	GP	GS	Min	Avg	FG	FGA	Pct	3FG	FGA	Pct	FT	FIA	Pct	Off	Def	Tot	Avg	PF	FO	A	TO	Blk	Stl	Pts	Avg
2012-13	33	30	927	28.1	107	282	.379	22	60	.367	68	111	.613	60	109	169	5.1	64	1	43	82	4	44	304	9.2
2013-14	31	31	960	31.0	152	299	.508	34	66	.515	134	170	.788	38	132	170	5.5	56	0	108	91	8	60	472	15.2
Career Totals	64	61	1887	29.5	259	581	.446	56	126	.444	202	281	.719	98	241	339	5.3	120	1	151	173	12	104	776	12.1

Tiffany Mitchell (continued)

rebounds and hit 4-of-4 free throws in final 30 seconds to secure win at Arkansas (Jan. 2) en route to first double-double of the season

- Netted 12 of her 18 points against Savannah State (Dec. 28) at free throw line, scoring seven points during key 17-5 run late in first half
- Key element in holding off second-half charge from Winthrop (Dec. 20), scoring 12 points in second half en route to her total of 20, which included a career-high four 3s
- Scored 16 of her 18 points against #14/13 North Carolina (Dec. 18) in second half, highlighted by four during a 14-3 run that included a layup after stealing an in-bounds pass under the basket to bring team within two after trailing by 12 at half, and team's lone 3-pointer to pull within four with 4:23 to play
- Recorded 11 of her 15 points at Charlotte (Dec. 8) in the first half to keep Gamecocks just ahead of upset-minded 49ers
- Scored 12 of her 17 points at San Diego State in the second half, while handing out six of her career-high nine assists in the final 20 minutes as well

Career NCAA Tournament Game-by-Game

Date	Opponent	GS	MIN	FG-A	3FG-A	FT-A	Reb	PF	A	TO	B	S	TP
3/23/13	South Dakota St.	*	24	3-7	1-1	4-5	4	1	0	2	0	0	11
3/25/13	Kansas	*	32	2-8	1-2	2-2	6	3	0	3	0	3	7
Totals		2	56	5-15	2-3	6-7	10	4	0	5	0	3	18
			28.0	.333	.667	.857	5.0					1.5	9.0



WILKA MONTOUT

6-3 • Senior • Forward
Cayenne, Fr. Guiana • NE Okla. A&M

- Has played in 28 games, drawing first career start on Senior Day against Georgia
- Saw action in both SEC Tournament games
- Tied career high with two blocks against Georgia (Feb. 27)
- Grabbed offensive rebound and hit baseline jumper to keep Gamecocks in front late in first half at Vanderbilt (Jan. 26) despite three starters on bench with foul trouble
- Posted her career SEC high with six points in just nine minutes against Alabama (Jan. 19)
- Saw a season-high 23 minutes against NC Central (Dec. 2)
- Snagged a career-high eight rebounds against College of Charleston (Nov. 14)
- Opened season with seven points on 2-of-4 shooting, including a 3, and blocked two shots against Charleston Southern (Nov. 8)

2013-14 Game-by-Game

Opponent	Date	GS	MIN	FG-A	3FG-A	FT-A	Reb	A	TO	B	S	TP
Chas. Sthrn.	11/08	21	2-4	1-1	2-5	1-3-4	1	1	2	1	7	
LA Tech	11/10	11	0-0	0-0	0-0	3-0-3	0	0	0	0	0	
CofC	11/14	16	1-6	0-2	0-4	5-3-8	0	2	1	0	2	
Seton Hall	11/17	7	0-0	0-0	0-0	0-0-0	1	1	0	0	0	
at Clemson	11/20	13	0-6	0-0	1-2	2-2-4	0	1	0	0	1	
at San Diego St.	11/23	17	1-2	0-1	0-0	0-2-2	0	1	0	0	2	
at USC	11/25	9	0-0	0-0	0-0	0-2-2	1	0	0	0	0	
NC Central	12/02	23	2-6	1-3	0-0	1-0-1	1	1	0	0	5	
at Charlotte	12/08	8	1-2	1-1	0-0	2-0-2	0	0	0	0	3	
vs. N. Carolina	12/18	2	0-1	0-1	0-0	0-1-1	0	0	0	0	0	
Winthrop	12/20	6	1-2	0-1	0-0	2-1-3	0	0	0	0	0	
SC State	12/22	10	1-5	0-0	0-2	3-2-5	0	1	1	0	2	
Savannah St.	12/28	17	0-0	0-0	0-2	0-0-0	0	0	0	0	0	
at Arkansas*	01/02					— DNP (Coach's Decision) —						
Vanderbilt*	01/05					— DNP (Coach's Decision) —						
Kentucky*	01/09					— DNP (Coach's Decision) —						
at Auburn*	01/12	4	0-0	0-0	0-0	0-1-1	1	0	0	0	0	
at Texas A&M*	01/16	4	0-0	0-0	1-2	1-0-1	0	1	0	0	1	
Alabama*	01/19	9	2-2	2-2	0-0	0-1-1	0	1	0	0	6	
at Vanderbilt*	01/26	4	1-1	0-0	2-2	1-0-1	0	0	0	0	4	
Ole Miss*	01/30	13	2-2	0-0	0-0	2-0-2	0	0	0	0	4	
Missouri*	02/02	5	0-1	0-1	0-0	0-0-0	0	0	0	0	0	
at Miss. State*	02/06	4	0-1	0-1	0-0	0-0-0	0	0	0	0	0	
Arkansas*	02/09	2	0-0	0-0	0-0	0-0-0	0	0	0	0	0	
at LSU*	02/16	7	1-1	0-0	0-0	0-2-2	0	0	0	0	2	
at Kentucky*	02/20	1	0-0	0-0	0-0	0-1-1	0	1	1	0	0	
Florida*	02/23	1	0-0	0-0	0-0	0-0-0	0	0	0	0	0	
Georgia*	02/27 *	15	0-3	0-1	0-0	0-2-2	0	1	2	0	0	
at Tennessee*	03/02	3	0-1	0-1	0-0	0-0-0	0	0	0	0	0	
vs. Georgia	03/07	10	1-1	0-0	0-0	0-1-1	0	1	0	0	2	
vs. Kentucky	03/08	1	1-1	0-0	0-0	0-0-0	0	0	0	0	2	

Career Stats at South Carolina

Year	GP	GS	Min	Avg	FG	FGA	Pct	3FG	FGA	Pct	FT	FIA	Pct	Off	Def	Tot	Avg	PF	FO	A	TO	Blk	Stl	Pts	Avg
2012-13	29	0	293	10.1	26	94	.277	6	32	.188	13	19	.684	27	16	43	1.5	26	0	8	16	7	3	71	2.4
2013-14	28	1	252	9.0	17	48	.354	5	16	.313	6	19	.316	23	24	47	1.7	25	0	5	13	7	1	45	1.6
Career Totals	57	1	545	9.6	43	142	.303	11	48	.229	19	38	.500	50	40	90	1.6	51	0	13	29	14	4	116	2.0

#12

Career Highlights

2012 NJCAA Third-Team All-America

	Season	Career	Miscellaneous
Double-Double	0	0	
10+ Points	0	2	
10+ Rebounds	0	0	
5+ Blocks	0	0	
Tm-High Pts.	0	0	
Tm-High Rebs.	0	0	

	Career Highs
Pts	12 vs. Louisiana Tech, 11/12/12
Rebs	8 vs. C. of Charleston, 11/14/13
Blks	2, 3x, last vs. Georgia, 2/27/14
Assts	2, 2x, last vs. Vanderbilt, 1/10/13
Min	24 vs. Savannah State, 11/15/12
FG	4, 3x, last vs. Furman, 12/9/12
3FG	2 vs. Alabama, 1/19/14
FT	3 at LA Tech, 11/12/12

	13-14 Season Highs
Pts	7 vs. Charleston Southern, 11/8/13
Rebs	8 vs. C. of Charleston, 11/14/13
Blks	2, 2x, last vs. Georgia, 2/27/14
Assts	1, 5x, last at Auburn, 1/12/14
Min	23 vs. NC Central, 12/2/13
FG	2, 4x, last vs. Ole Miss, 1/30/14
3FG	2 vs. Alabama, 1/19/14
FT	2, 2x, last at Vanderbilt, 1/26/14

	SEC Career Highs
Pts	6 vs. Alabama, 1/19/14
Rebs	4 at Mississippi State, 1/6/13
Blks	2 vs. Georgia, 2/27/14
Assts	2 vs. Vanderbilt, 1/10/13
Min	15, 2x, last vs. Georgia, 2/27/14
FG	2, 3x, last vs. Ole Miss, 1/30/14
3FG	2 vs. Alabama, 1/19/14
FT	2, 2x, last at Vanderbilt, 1/26/14

	NCAA Highs
Pts	
Rebs	
Blks	
Assts	
Min	6 vs. South Dakota State, 3/23/13
FG	
3FG	
FT	

Career NCAA Tournament Game-by-Game

Date	Opponent	GS	MIN	FG-A	3FG-A	FT-A	Reb	PF	A	TO	B	S	TP
3/23/13	South Dakota St.	6	0-1	0-1	0-0	0	1	0	2	0	0	0	0
3/25/13	Kansas	0	0-0	0-0	0-0	0	0	0	0	0	0	0	0
Totals		6	0-1	0-1	0-0	0	1	0	2	0	0	0	0
		3.0	.000	.000	—								0.0



LeANNA MORRISON

5-5 • R-Sophomore • Guard
 Monck's Corner, S.C. • Charlotte

- Has played in 21 games
- Saw action and scored a field goal in both SEC Tournament games
- Scored her first field goal in an SEC game with a jumper in the second half against Arkansas (Feb. 9)
- Recorded her first SEC point on a free throw against Ole Miss (Jan. 30)
- Got a season-high 12 minutes against NC Central (Dec. 2), hitting her first career field goal – a 3-pointer in the second half
- Scored her first career points in her fourth game in the Garnet and Black, adding a pair of free throws against Seton Hall (Nov. 17)

2013-14 Game-by-Game

Opponent	Date	GS	MIN	FG-A	3FG-A	FT-A	Reb	A	TO	B	S	TP
Chas. Sthrn.	11/08	7	0-0	0-0	0-0	0-1-1	1	1	0	0	0	0
LA Tech	11/10	1	0-1	0-1	0-0	0-0-0	0	0	0	0	0	0
CofC	11/14	6	0-3	0-2	0-0	1-0-1	1	0	0	0	0	0
Seton Hall	11/17	2	0-0	0-0	2-2	0-0-0	0	0	0	1	2	
at Clemson	11/20	2	0-0	0-0	0-0	0-0-0	0	0	0	0	0	0
at San Diego St.	11/23	4	0-1	0-1	0-0	1-0-1	1	0	0	0	0	0
at USC	11/25	1	0-0	0-0	0-0	0-0-0	0	0	0	0	0	0
NC Central	12/02	12	1-3	1-2	0-0	2-0-2	0	0	0	0	3	
at Charlotte	12/08	1	0-0	0-0	2-4	0-0-0	0	0	0	0	2	
vs. N. Carolina	12/18											
Winthrop	12/20											
SC State	12/22	5	0-1	0-1	0-0	0-1-1	0	0	0	0	0	0
Savannah St.	12/28	8	0-0	0-0	1-2	0-2-2	0	1	0	0	1	
at Arkansas*	01/02											
Vanderbilt*	01/05											
Kentucky*	01/09											
at Auburn*	01/12											
at Texas A&M*	01/16											
Alabama*	01/19	2	0-0	0-0	0-0	0-0-0	0	0	0	0	0	0
at Vanderbilt*	01/26											
Ole Miss*	01/30	3	0-1	0-1	1-2	0-0-0	0	0	0	0	1	
Missouri*	02/02	1	0-0	0-0	0-0	0-0-0	0	0	0	0	0	0
at Miss. State*	02/06											
Arkansas*	02/09	2	1-1	0-0	0-0	1-0-1	0	0	0	0	2	
at LSU*	02/16	1	0-0	0-0	0-0	0-0-0	0	0	0	0	0	0
at Kentucky*	02/20	1	0-0	0-0	0-0	0-0-0	0	0	0	0	0	0
Florida*	02/23	1	0-0	0-0	0-0	0-0-0	0	0	0	0	0	0
Georgia*	02/27	1	0-0	0-0	0-0	0-0-0	0	0	0	0	0	0
at Tennessee*	03/02											
vs. Georgia	03/07	4	1-1	0-0	0-0	1-0-1	0	0	0	0	2	
vs. Kentucky	03/08	1	1-1	0-0	0-0	0-0-0	0	0	0	0	2	

Career Stats at South Carolina

Year	GP	GS	Min	Avg	FG	FGA	Pct	3FG	FGA	Pct	FT	FTA	Pct	Off	Def	Tot	Avg	PF	FO	A	TO	Blk	Stl	Pts	Avg
2013-14	21	0	66	3.1	4	13	.308	1	8	.125	6	10	.600	6	4	10	0.5	8	0	3	2	0	1	15	0.7

#21

	Season	Career
Double-Double	0	0
10+ Points	0	0
10+ Rebounds	0	0
5+ Blocks	0	0
Tm-High Pts.	0	0
Tm-High Rebs.	0	0

Miscellaneous

Pts 3 vs. NC Central, 12/2/13
Rebs 2, 2x, last vs. Sav. St., 12/28/13
Blks
Stls 1 vs. Seton Hall, 11/17/13
Assts 1, 3x, last at San Diego St., 11/23/13
Min 12 vs. NC Central, 12/2/13
FG 1, 4x, last vs. Kentucky, 3/8/14
3FG 1 vs. NC Central, 12/2/13
FT 2, 2x, last at Charlotte, 12/8/13

Career Highs

Pts 3 vs. NC Central, 12/2/13
Rebs 2, 2x, last vs. Sav. St., 12/28/13
Blks
Stls 1 vs. Seton Hall, 11/17/13
Assts 1, 3x, last at San Diego St., 11/23/13
Min 12 vs. NC Central, 12/2/13
FG 1, 4x, last vs. Kentucky, 3/8/14
3FG 1 vs. NC Central, 12/2/13
FT 2, 2x, last at Charlotte, 12/8/13

13-14 Season Highs

Pts 2, 3x, last vs. Kentucky, 3/8/14
Rebs 1, 2x, last vs. Georgia, 3/7/14
Blks
Stls
Assts
Min 4 vs. Georgia, 3/7/14
FG 1, 3x, last vs. Kentucky, 3/8/14
3FG
FT 1 vs. Ole Miss, 1/30/14

SEC Career Highs

Pts
Rebs
Blks
Stls
Assts
Min
FG
3FG
FT

NCAA Highs



TINA ROY

5-11 • R-Sophomore • Guard
Kaplan, La. • Kaplan

- Has played in 31 games with one start (at Charlotte)
- Averaged 6.5 points on 45.5 percent shooting at SEC Tournament (two games)
- Netted five straight points to kick off 13-0 run in SEC Tournament quarterfinal against Georgia (Mar. 7) after Lady Bulldogs had closed to within five midway through first half
- Scored six first-half points at #19/17 LSU (Feb. 16), including a 3 at end of 13-2 run to end the period
- Capped a 10-0 run with a 3-pointer in the first half against Arkansas (Feb. 9)
- Played fantastic all-around game to help Gamecocks to win at Mississippi State (Feb. 6) with career-high eight rebounds including one on defensive end after three Bulldog offensive boards with under four minutes left, then hit a 3 at end of the shot clock to turn tenuous four-point lead into manageable seven-point edge
- Tied her career SEC high with three assists against Alabama (Jan. 19)
- Hit a 3 from the left side to tie game at Auburn (Jan. 12) late in the first half after Gamecocks had trailed by 12 midway through period
- Posted best game of season against #9/10 Kentucky, scoring 11 points – all in her 12 minutes on the court in the first half – including nine during a 21-8 run that turned a one-point deficit at the 10-minute mark into a 10-point halftime lead
- Played a strong all-around game against Vanderbilt (Jan. 5), logging a career-high 31 minutes, including key moments in the second half to handle the Commodores pressure
- Drew her first career start at Charlotte (Dec. 8)
- Made solid contributions against NC Central (Dec. 2) with five assists and a career-high six rebounds
- Found her shooting stroke in two games on the West Coast, including 11 points at USC (Nov. 25) on 3-of-5 accuracy and a pair of 3s at San Diego State (Nov. 23)
- Opened the season with a career-high seven assists against Charleston Southern (Nov.)

#23

	Season	Career
Double-Double	0	0
10+ Points	2	7
5+ Assists	2	2
5+ Steals	0	0
Tm-High Pts.	0	2
Tm-High Assts.	2	3

Miscellaneous

Pts	15 vs. Presbyterian, 11/27/11
Rebs	8 at Mississippi State, 2/6/14
Stls	2 vs. Presbyterian, 11/27/11
Assts	7 vs. Charleston Southern, 11/8/13
Min	31 vs. Vanderbilt, 1/5/14
FG	5, 3x, last, vs. Kentucky, 1/9/13
3FG	5 vs. Presbyterian, 11/27/11
FT	4 at USC, 11/25/13

Career Highs

Pts	11, 2x, last vs. Kentucky, 1/9/14
Rebs	8 at Mississippi State, 2/6/14
Stls	1, 5x, last at Auburn, 1/12/14
Assts	7 vs. Charleston Southern, 11/8/13
Min	31 vs. Vanderbilt, 1/5/14
FG	5 vs. Kentucky, 1/9/14
3FG	2, 4x, last vs. Georgia, 3/7/14
FT	4 at USC, 11/25/13

13-14 Season Highs

Pts	11, 2x, last vs. Kentucky, 1/9/14
Rebs	8 at Mississippi State, 2/6/14
Stls	1, 5x, last at Auburn, 1/12/14
Assts	4 at Mississippi State, 2/6/14
Min	31 vs. Vanderbilt, 1/5/14
FG	5 vs. Kentucky, 1/9/14
3FG	3 vs. Florida, 2/12/12
FT	3 vs. Georgia, 2/27/14

SEC Career Highs

Pts	6 vs. Eastern Michigan, 3/17/12
Rebs	1 vs. Eastern Michigan, 3/17/12
Stls	
Assts	2 vs. Eastern Michigan, 3/17/12
Min	20 vs. Eastern Michigan, 3/17/12
FG	2 vs. Eastern Michigan, 3/17/12
3FG	2 vs. Eastern Michigan, 3/17/12
FT	

NCAA Highs

2013-14 Game-by-Game

Opponent	Date	GS	MIN	FG-A	3FG-A	FT-A	Reb	A	TO	B	S	TP
Chas. Sthrn.	11/08	22	2-6	1-4	0-0	0-3-3	7	0	0	0	0	5
LA Tech	11/10	19	1-9	0-4	0-0	0-1-1	2	0	0	1	2	
CofC	11/14	16	2-10	2-9	0-0	0-0-0	2	0	0	0	6	
Seton Hall	11/17	12	1-1	1-1	2-2	0-2-2	1	1	0	0	5	
at Clemson	11/20	15	1-4	0-3	1-1	2-1-3	0	2	0	0	3	
at San Diego St.	11/23	19	2-6	2-4	0-0	0-1-1	2	1	1	0	6	
at USC	11/25	24	3-5	1-2	4-4	0-3-3	0	0	1	0	11	
NC Central	12/02	25	1-7	0-4	0-0	1-5-6	5	0	0	0	2	
at Charlotte	12/08	* 15	0-0	0-0	1-2	1-1-2	1	2	1	1	1	
vs. N. Carolina	12/18	20	1-5	0-3	0-1	2-2-4	0	0	0	0	2	
Winthrop	12/20	8	0-1	0-1	0-0	0-0-0	0	0	0	0	0	
SC State	12/22	20	3-6	1-2	0-0	0-1-1	2	0	0	1	7	
Savannah St.	12/28	19	1-5	0-1	0-0	0-2-2	2	1	0	1	2	
at Arkansas*	01/02	6	0-2	0-1	0-0	0-2-2	0	0	1	0	0	
Vanderbilt*	01/05	31	1-4	1-2	0-0	0-3-3	3	0	1	0	3	
Kentucky*	01/09	24	5-10	1-3	0-3	0-2-2	3	1	0	0	11	
at Auburn*	01/12	14	2-4	1-3	2-2	0-1-1	1	1	0	1	7	
at Texas A&M*	01/16	10	0-4	0-2	1-2	0-1-1	0	0	0	0	1	
Alabama*	01/19	20	3-9	0-3	0-0	0-2-2	3	0	1	0	6	
at Vanderbilt*	01/26	10	0-1	0-1	0-0	0-1-1	1	2	0	0	0	
Ole Miss*	01/30	15	1-2	1-2	0-0	0-1-1	2	2	0	0	3	
Missouri*	02/02	10	0-3	0-1	0-0	1-0-1	0	1	0	0	0	
at Miss. State*	02/06	26	2-4	1-3	0-0	1-7-8	4	0	2	0	5	
Arkansas*	02/09	25	1-5	1-4	0-0	0-5-5	0	1	0	0	3	
at LSU*	02/16	18	2-7	2-5	0-2	0-3-3	1	0	0	0	6	
at Kentucky*	02/20	12	0-3	0-2	0-0	0-2-2	1	1	0	0	0	
Florida*	02/23	10	0-1	0-1	0-0	0-0-0	1	1	0	0	0	
Georgia*	02/27	4	0-0	0-0	3-4	0-0-0	0	1	0	0	3	
at Tennessee*	03/02	6	1-3	0-2	0-0	0-0-0	0	0	0	0	2	
vs. Georgia	03/07	25	3-7	2-6	0-0	1-1-2	1	3	1	0	8	
vs. Kentucky	03/08	16	2-4	1-2	0-0	0-2-2	0	0	0	0	5	

Career NCAA Tournament Game-by-Game

Date	Opponent	GS	MIN	FG-A	3FG-A	FT-A	Reb	PF	A	TO	B	S	TP
3/17/12	Eastern Michigan	20	2-9	2-7	0-0	1	2	2	1	0	0	0	6
3/19/12	at #13/15 Purdue	8	1-4	1-4	0-0	0	1	0	1	0	0	0	3
3/24/12	#2/2 Stanford	4	0-1	0-1	0-0	0	0	0	0	0	0	0	0
Totals		32	3-14	3-12	0-0	1	3	2	2	0	0	0	9
		10.7	.214	.250	—	0.3	0.7						9.0

Career Stats at South Carolina

Year	GP	GS	Min	Avg	FG	FGA	Pct	3FG	FGA	Pct	FT	FTA	Pct	Off	Def	Tot	Avg	PF	FO	A	TO	Blk	Stl	Pts	Avg	
2011-12	34	0	383	11.3	53	181	.293	32	127	.252	10	22	.455	20	29	49	1.4	20	0	10	15	1	9	148	4.4	
2012-13	— Did Not Play —																									
2013-14	31	1	516	16.6	41	138	.297	19	81	.235	14	23	.609	9	55	64	2.0	17	0	45	21	9	5	115	3.7	
Career Totals	65	1	899	13.8	94	319	.295	51	208	.245	24	45	.533	29	84	113	1.7	37	0	55	36	10	14	263	4.0	



KHADIJAH SESSIONS

5-8 • Sophomore • Guard
Myrtle Beach, S.C. • Myrtle Beach

- Has played in 26 games, starting the first 10 games before missing five with an ankle injury ... Returned to starting lineup at Vanderbilt (Jan. 26)
- Has led team in assists eight times (LA Tech, CofC, Seton Hall, NC Central, at Auburn, at Texas A&M, Missouri, at Tenn.)
- Was perfect 3-of-3 from outside the arc for season-high 18 points at #15/15 Kentucky (Feb. 20), including two 3s in second half to hold off Wildcats
- Scored four of her nine points at #19/17 LSU (Feb. 16) from the free throw line on a pair of 1-and-1 opportunities late in the second half to hold off Lady Tigers
- Scored in double figures for third-straight game at Mississippi State (Feb. 6), including pair of free throws in final minute to seal win
- Hit a pair of free throws on a 1-and-1 opportunity to seal win at #16/19 Vanderbilt (Jan. 26)
- Picked up steal after forcing a jump ball with Gamecocks down by three with 15 seconds left at #25/21 Texas A&M (Jan. 16) to set up Tiffany Mitchell's game-tying 3 with six seconds to play
- Logged 28 minutes at Auburn (Jan. 12), the most since returning from injury, hitting a clutch 3 after Tigers had tied game for fourth time with seven minutes to play then iced win with a pair of free throws in final minute
- Returned to the court against #9/10 Kentucky (Jan. 9) for first time since an ankle injury suffered against #14/13 North Carolina (Dec. 18), hitting 3 on her first touch to get the Gamecock offense on track
- Dished out a career-high six assists against NC Central (Dec. 2) in just 20 minutes of action
- Posted her first career five-assist game against LA Tech (Nov. 10)

2013-14 Game-by-Game

Opponent	Date	GS	MIN	FG-A	3FG-A	FT-A	Reb	A	TO	B	S	TP
Chas. Sthrn.	11/08	*	17	3-6	1-1	3-5	0-2-2	3	0	0	2	10
LA Tech	11/10	*	27	3-8	1-4	0-0	1-0-1	5	2	0	2	7
CofC	11/14	*	17	0-4	0-2	2-2	0-1-1	4	1	0	0	2
Seton Hall	11/17	*	30	6-9	1-4	4-6	0-3-3	5	1	0	0	17
at Clemson	11/20	*	32	3-7	2-4	2-3	2-1-3	3	1	0	0	10
at San Diego St.	11/23	*	30	4-9	2-5	2-3	0-0-0	5	1	0	4	12
at USC	11/25	*	37	2-7	1-2	2-4	0-1-1	3	4	0	2	7
NC Central	12/02	*	20	2-4	0-1	3-4	0-0-0	6	1	0	2	7
at Charlotte	12/08	*	29	2-8	0-2	2-2	1-1-2	3	1	0	0	6
vs. N. Carolina	12/18	*	27	1-8	0-3	2-4	0-2-2	1	2	0	2	4
Winthrop	12/20											
SC State	12/22											
Savannah St.	12/28											
at Arkansas*	01/02											
Vanderbilt*	01/05											
Kentucky*	01/09		15	1-3	1-2	0-2	0-1-1	0	1	0	0	3
at Auburn*	01/12		28	2-4	1-3	4-4	1-0-1	3	1	0	0	9
at Texas A&M*	01/16	*	21	0-4	0-0	2-2	0-0-0	3	2	0	1	2
Alabama*	01/19		17	1-1	1-1	0-0	0-0-0	3	2	0	0	3
at Vanderbilt*	01/26	*	26	2-3	0-0	2-2	1-2-3	0	3	0	0	6
Ole Miss*	01/30	*	23	3-5	1-2	4-5	0-2-2	3	1	1	1	11
Missouri*	02/02	*	34	3-7	0-3	7-12	0-2-2	6	2	0	4	13
at Miss. State*	02/06	*	26	4-5	1-2	5-7	0-2-2	3	3	0	0	14
Arkansas*	02/09	*	22	0-4	0-2	3-3	0-1-1	2	2	0	1	3
at LSU*	02/16	*	28	2-3	1-2	4-4	0-2-2	1	0	0	1	9
at Kentucky*	02/20	*	33	5-8	3-3	5-5	0-0-0	0	3	0	1	18
Florida*	02/23	*	19	1-7	0-2	1-3	1-1-2	2	2	0	0	3
Georgia*	02/27	*	31	1-4	0-1	3-4	0-1-1	2	2	0	2	5
at Tennessee*	03/02	*	30	1-5	0-1	1-2	0-1-1	3	0	0	0	3
vs. Georgia	03/07	*	24	1-3	0-1	1-3	0-2-2	1	0	0	0	3
vs. Kentucky	03/08	*	28	1-3	0-2	0-0	0-4-4	1	4	0	0	2

Career Stats at South Carolina

Year	GP	GS	Min	Avg	FG	FGA	Pct	3FG	FGA	Pct	FT	FTA	Pct	Off	Def	Tot	Avg	PF	FO	A	TO	Blk	Stl	Pts	Avg
2012-13	33	3	570	17.3	53	151	.351	13	54	.241	72	109	.661	22	24	46	1.4	43	0	36	49	3	21	191	5.8
2013-14	26	23	671	25.8	54	139	.388	17	55	.309	64	91	.703	7	32	39	1.5	51	0	71	42	1	25	189	7.3
Career Totals	59	26	1241	21.0	107	290	.369	30	109	.275	136	200	.680	29	56	85	1.4	94	0	107	91	4	46	380	6.4

#5

	Season	Career
Double-Double	0	0
10+ Points	8	14
5+ Assists	5	5
5+ Steals	0	0
Tm-High Pts.	0	3
Tm-High Assts.	8	11

Miscellaneous

Pts	19 vs. Auburn, 2/3/13
Rebs	5 at Florida, 1/20/13
Stls	4, 3x, last vs. Missouri, 2/2/14
Assts	6, 2x, last vs. Missouri, 2/2/14
Min	37 at USC, 11/25/13
FG	6, 2x, last, vs. Seton Hall, 11/17/13
3FG	3, 2x, last at Kentucky, 2/20/14
FT	8 vs. Auburn, 2/3/13

Career Highs

Pts	18 at Kentucky, 2/20/14
Rebs	4 vs. Kentucky, 3/8
Stls	4, 2x, last vs. Missouri, 2/2/14
Assts	6, 2x, last vs. Missouri, 2/2/14
Min	37 at USC, 11/25/13
FG	6, 2x, last, vs. Seton Hall, 11/17/13
3FG	3 at Kentucky, 2/20/14
FT	7 vs. Missouri, 2/2/14

13-14 Season Highs

Pts	19 vs. Auburn, 2/3/13
Rebs	5 at Florida, 1/20/13
Stls	4, 2x, last vs. Missouri, 2/2/14
Assts	6 vs. Missouri, 2/2/14
Min	35 at Missouri, 2/28/13
FG	6 at Missouri, 2/28/13
3FG	3, 2x, last at Kentucky, 2/20/14
FT	8 vs. Auburn, 2/3/13

SEC Career Highs

Pts	
Rebs	
Stls	
Assts	
Min	
FG	
3FG	
FT	

NCAA Highs

Career NCAA Tournament Game-by-Game

Date	Opponent	GS	MIN	FG-A	3FG-A	FT-A	Reb	PF	A	TO	B	S	TP
3/23/13	South Dakota St.		20	0-2	0-1	5-6	1	2	2	2	1	0	5
3/25/13	Kansas		14	1-3	0-1	2-2	0	0	1	0	0	0	4
Totals		0	34	1-5	0-2	7-8	1	2	3	2	1	0	9
			17.0	.200	.000	.875	0.5	1.5					4.5



ALEIGHSA WELCH

6-0 • Junior • Forward
Goose Creek, S.C. • Goose Creek

- Named All-SEC First Team, CoSIDA Academic All-District, Naismith Trophy Early Season Watch List
- Became 29th Gamecock to reach 1,000 career points, only 12 of whom also have more than 650 rebounds
- Needs just 13 rebounds to become 15th Gamecock in history to grab 700 in her career
- Has shot at least 50.0 percent from field in all but six games this season (four of which were at least 40.0 percent)
- Is second in SEC and 14th in nation in field goal percentage ... In SEC, ranks 17th in ppg, 9th in rpg, 9th in blocks (1.4) and 5th in offensive rebounds (3.0 Or/gm)
- Has led the team in scoring nine times (LA Tech, at Clemson, vs. UNC, at Texas A&M, at Miss. St., Arkansas, at LSU, at UK, at Tenn.)
- Has led the team in rebounding 12 times (Chas. Sthrn., LA Tech, CofC, Seton Hall, at Clemson, vs. UNC, at Texas A&M, Ala., at Miss. St., at UK, at Tenn., vs. UGA)
- Scored six of her 12 points in SEC semifinal against Kentucky (Mar. 8) late in first half in effort to rally back from 13-point deficit
- Narrowly missed double-double in SEC Tournament quarterfinal against Georgia (Mar. 7) playing just 27 minutes
- Recorded seven of team's first 13 points at #10/9 Tennessee (Mar. 2) en route to team-best 16 to go with nine rebounds, including six in the second half
- Scored four of her 12 points against Florid (Feb. 23) in a 90-second stretch after Gators cut lead to seven with four minutes left in game
- Posted SEC career high with 21 points at #15/15 Kentucky (Feb. 20), including six of team's first nine to set tone early ... tied career high with five blocks
- Hit two field goals and a pair of free throws in the second half at #19/17 LSU (Feb. 16) to turn away the Lady Tigers three times when they came within striking distance
- Blocked a career-high five shots against Arkansas (Feb. 9) while also leading the offense with 16 points

2013-14 Game-by-Game

Opponent	Date	GS	MIN	FG-A	3FG-A	FT-A	Reb	A	TO	B	S	TP
Chas. Sthrn.	11/08	*	19	5-8	0-0	5-6	3-5-8	0	2	0	1	15
LA Tech	11/10		31	6-8	0-0	2-5	6-4-10	3	0	0	0	14
CofC	11/14	*	23	3-5	0-0	6-11	7-10-17	2	1	1	2	12
Seton Hall	11/17	*	28	3-4	0-0	9-13	2-6-8	4	1	2	1	15
at Clemson	11/20	*	29	7-10	0-0	3-3	4-6-10	4	1	3	1	17
at San Diego St.	11/23	*	25	4-4	0-0	0-2	1-3-4	2	1	1	1	8
at USC	11/25	*	34	6-11	0-0	2-2	2-4-6	1	2	0	0	14
NC Central	12/02	*	17	6-6	0-0	1-2	0-4-4	1	0	1	0	13
at Charlotte	12/08	*	25	7-9	0-0	4-6	2-4-6	0	2	0	3	18
vs. N. Carolina	12/18	*	36	8-13	0-0	7-12	5-1-6	0	4	1	1	23
Winthrop	12/20	*	34	4-7	0-0	6-11	4-4-8	2	1	1	2	14
SC State	12/22	*	25	4-5	0-0	0-1	4-1-5	3	2	0	1	8
Savannah St.	12/28	*	23	5-9	0-0	4-6	1-2-3	5	0	0	1	14
at Arkansas*	01/02	*	36	5-11	0-0	1-3	2-5-7	2	2	4	1	11
Vanderbilt*	01/05	*	24	2-4	0-0	5-6	1-2-3	3	1	1	0	9
Kentucky*	01/09	*	37	5-10	0-0	6-9	6-8-14	3	5	1	0	16
at Auburn*	01/12	*	31	3-7	0-0	4-8	3-2-5	3	2	1	2	10
at Texas A&M*	01/16	*	43	8-19	1-1	3-7	8-8-16	2	2	2	1	20
Alabama*	01/19	*	29	5-7	0-0	2-3	3-7-10	1	5	0	0	12
at Vanderbilt*	01/26	*	30	5-9	0-0	0-0	3-3-6	3	8	2	0	10
Ole Miss*	01/30	*	25	4-5	0-0	3-4	3-1-4	2	1	0	2	11
Missouri*	02/02	*	26	5-9	0-0	1-4	2-3-5	0	0	1	0	11
at Miss. State*	02/06	*	38	5-16	0-0	8-9	6-5-11	4	0	2	1	18
Arkansas*	02/09	*	36	5-9	0-0	6-9	3-4-7	1	3	5	2	16
at LSU*	02/16	*	37	7-11	0-0	5-6	2-4-6	1	1	2	1	19
at Kentucky*	02/20	*	39	10-16	0-0	1-4	3-7-10	2	0	5	0	21
Florida*	02/23	*	36	4-7	0-0	4-6	1-4-5	1	3	1	1	12
Georgia*	02/27	*	31	2-5	0-0	2-2	0-5-5	3	3	3	0	6
at Tennessee*	03/02	*	35	7-19	0-0	2-5	3-6-9	1	1	1	1	16
vs. Georgia	03/07	*	27	4-5	0-0	2-5	1-8-9	0	2	1	2	10
vs. Kentucky	03/08	*	32	4-8	0-0	4-10	2-3-5	3	4	0	0	12

- Powered team to win at Mississippi State (Feb. 6) with seventh double-double of season, while other primary offensive producers struggled
- Scored eight of her 11 points against Ole Miss (Jan. 30) in first half to help establish 19-point halftime lead
- Posted second-straight double-double with 12 points and 10 rebounds against Alabama (Jan. 19)
- Tied career high in an SEC game with 20 points at #25/21 Texas A&M (Jan. 16), including six of team's first 10 2nd-half points to launch rally from 17-point halftime deficit
- Had fourth double-double of season against #9/10 Kentucky (Jan. 9), adding 11 points and

Career Stats at South Carolina

Year	GP	GS	Min	Avg	FG	FGA	Pct	3FG	FGA	Pct	FT	FTA	Pct	Off	Def	Tot	Avg	PF	FO	A	TO	Blk	Stl	Pts	Avg
2011-12	33	2	694	21.0	98	167	.587	0	1	.000	56	98	.571	104	96	200	6.1	41	0	18	40	22	19	252	7.6
2012-13	33	33	981	29.7	134	224	.598	1	1	1.000	126	178	.708	131	124	255	7.7	56	0	34	53	23	26	395	12.0
2013-14	31	30	941	30.4	158	276	.572	1	1	1.000	108	180	.600	93	139	232	7.5	55	0	62	60	42	28	425	13.7
Career Totals	97	65	2616	27.0	390	667	.585	2	3	.667	290	456	.636	328	359	687	7.1	152	0	114	153	87	73	1072	11.1

#24

Career Highlights

- 2014 All-SEC First Team (Coaches)
- 2014 All-SEC Second Team (AP)
- 2014 Naismith Trophy Early Season Watch List
- 2013-14 CoSIDA Academic All-District 4
- 2013 All-SEC Second Team (Coaches)
- 2012 SEC All-Freshman Team

	Season	Career	Miscellaneous
Double-Double	8	18	
20+ Points	3	4	
10+ Points	27	58	
10+ Rebounds	8	21	
5+ Blocks	2	2	
5+ Assists	1	1	
Tm-High Pts.	9	24	
Tm-High Rebs.	12	38	
Tm-High Assts.	6	10	

	Career Highs
Pts	23 vs. N. Carolina 12/18/13
Rebs	17 vs. C. of Charleston, 11/14/13
Blks	5, 2x, last at Kentucky, 2/20/14
Stls	3, 4x, last at Charlotte, 12/8/13
Assts	5 vs. Savannah St., 12/28/13
Min	43 at Texas A&M, 1/16/14
FG	10 at Kentucky, 2/20/14
FT	10 at Xavier, 11/30/11

	13-14 Season Highs
Pts	23 vs. N. Carolina 12/18/13
Rebs	17 vs. C. of Charleston, 11/14/13
Blks	5, 2x, last at Kentucky, 2/20/14
Stls	3 at Charlotte, 12/8/13
Assts	5 vs. Savannah St., 12/28/13
Min	43 at Texas A&M, 1/16/14
FG	10 at Kentucky, 2/20/14
FT	9 vs. Seton Hall, 11/17

	SEC Highs
Pts	21 at Kentucky, 2/20/14
Rebs	16 at Texas A&M, 1/16/14
Blks	5, 2x, last at Kentucky, 2/20/14
Stls	3 vs. Florida, 3/3/13
Assts	4, 2x, last at Miss. St., 2/6/14
Min	43 at Texas A&M, 1/16/14
FG	10 at Kentucky, 2/20/14
FT	8, 2x, last at Miss. St., 2/6/14

	NCAA Highs
Pts	16 vs. Kansas, 3/25/13
Rebs	12 vs. Stanford, 3/24/12
Blks	3 vs. Kansas, 3/25/13
Stls	2 vs. Eastern Michigan, 3/17/12
Assts	1 vs. Kansas, 3/25/13
Min	34 vs. Kansas, 3/25/13
FG	6 vs. Kansas, 3/25/13
FT	4, 2x, last vs. Kansas, 3/25/13

Aleighsa Welch (continued)

- 10 rebounds in the second half alone to hold off Wildcats' surge
- Hit 5-of-6 from free throw line, grabbed a defensive rebound and blocked a shot in final five minutes of game to hold off Vanderbilt (Jan. 5)
- Tied career high with four blocks at Arkansas (Jan. 2) and hit a tough shot in traffic to end seven-minute scoring drought in second half that let Razorbacks cut deficit in half
- Handed out career high five assists against Savannah State (Dec. 28), still scoring in double figures
- Scored nine of her 14 points against Winthrop (Dec. 20) in the second half to hold off Winthrop rally
- Netted career-high 23 points against #14/13 North Carolina (Dec. 18) while battling for five offensive rebounds
- Scored all 18 of her points at Charlotte (Dec. 8) in the second half, driving team to road win after sitting all but the first six minutes of the first half due to foul trouble
- Hit 4-of-5 from the field for 10 points in the second half at Southern Cal (Nov. 25) to help team pull away from six-point halftime lead
- Grabbed career-high 17 rebounds against College of Charleston (Nov. 14), sixth-most in Colonial Life Arena history, including 12 in the first half

Career NCAA Tournament Game-by-Game

Date	Opponent	GS	MIN	FG-A	3FG-A	FT-A	Reb	PF	A	TO	B	S	TP
3/23/13	South Dakota St.	*	21	3-4	0-0	2-2	5	0	0	0	1	0	8
3/25/13	Kansas	*	34	6-14	0-0	4-8	11	3	1	3	3	1	16
3/17/12	Eastern Michigan		10	2-3	0-0	4-5	1	1	0	0	0	2	8
3/19/12	#13/15 Purdue		24	2-4	0-0	0-3	8	1	0	1	0	1	4
3/24/12	#2/2 Stanford		22	4-8	0-0	0-0	12	1	0	0	0	0	8
Totals		2	111	17-33	0-0	10-18	37	6	1	4	4	4	44
			22.2	.515	—	.556	7.4						8.8

South Carolina's NCAA Tournament History

1982 • No. 3 in Midwest Region • Sweet 16 • Head Coach: Terry Kelly • Final record: 23-8 overall

Date	Opponent	Result	Score	Site	SC Points	SC Rebs.	Opp. Points	Opp. Rebs.
3/14	No. 6 East Carolina	W	79-54	Columbia, S.C.	30-Southers	19-Southers, Foster	14-Denkler	9-Chaney
3/18	vs. No. 2 Kentucky	L	69-73	Ruston, La.	23-Foster	19-Foster	29-Still	13-Still

1986 • No. 7 Seed in Mideast Region • First Round • Head Coach: Nancy Wilson • Final record: 19-11 overall; 9-1 Metro

Date	Opponent	Result	Score	Site	SC Points	SC Rebs.	Opp. Points	Opp. Rebs.
3/12	No. 10 Middle Tenn. St.	L	77-78 (OT)	Columbia, S.C.	24-Southers	18-Gilmore	20-Willbanks	11-Willbanks

1988 • No. 8 Seed in Midwest Region • Second Round • Head Coach: Nancy Wilson • Final record: 23-11 overall; 10-2 Metro

Date	Opponent	Result	Score	Site	SC Points	SC Rebs.	Opp. Points	Opp. Rebs.
3/16	No. 9 Alabama	W	77-63	Columbia, S.C.	21-Middleton	11-Parker	22-Vaughn	12-Heard
3/20	at No. 1 Texas	L	58-77	Austin, Texas	15-Parker	10-Hawkins	19-Wimbish	9-Conwell

1989 • No. 6 Seed in Midwest Region • First Round • Head Coach: Nancy Wilson • Final record: 23-7 overall; 10-2 Metro

Date	Opponent	Result	Score	Site	SC Points	SC Rebs.	Opp. Points	Opp. Rebs.
3/15	No. 11 Tenn. Tech	L	73-77	Columbia, S.C.	31-Hunt	12-Hunt	23-Brown	12-Clayton

1990 • No. 5 Seed in Mideast Region • Sweet 16 • Head Coach: Nancy Wilson • Final record: 24-9 overall; 13-1 Metro

Date	Opponent	Result	Score	Site	SC Points	SC Rebs.	Opp. Points	Opp. Rebs.
3/14	No. 12 Bowling Green	W	93-50	Columbia, S.C.	22-Middleton	11-Hunt	15-Thompson	7-Bonner
3/17	at No. 4 Northwestern	W	76-67	Evanston, Ill.	21-Middleton	15-Banner	19-Savage	7-Savage, Kennelly
3/22	vs. No. 1 Washington	L	61-73	Iowa City, Iowa	20-Hunt	10-Hunt	17-Deden	10-Deden

1991 • No. 7 Seed in Mideast Region • First Round • Head Coach: Nancy Wilson • Final record: 22-9 overall; 12-2 Metro

Date	Opponent	Result	Score	Site	SC Points	SC Rebs.	Opp. Points	Opp. Rebs.
3/13	at No. 10 Vanderbilt	L	64-73	Nashville, Tenn.	27-Williams	14-Williams	24-Scholtens	16-Scholtens

2002 • No. 3 Seed in East Region • Elite Eight • Head Coach: Susan Walvius • Final record: 25-7 overall; 10-4 SEC

Date	Opponent	Result	Score	Site	SC Points	SC Rebs.	Opp. Points	Opp. Rebs.
3/16	No. 14 Liberty	W	69-61	Columbia, S.C.	19-Ujhelyi	14-Penn	19-Walker	9-Foreid
3/18	No. 6 Cincinnati	W	75-56	Columbia, S.C.	21-Geter	10-Geter	13-Sharp, King	8-Wilder
3/23	vs. No. 7 Drake	W	79-65	Raleigh, N.C.	19-Penn, Gortman	8-Penn	20-Bennett	8-Anderson
3/25	vs. No. 1 Duke	L	68-77	Raleigh, N.C.	17-Gortman	9-Penn	24-Beard	7-Beard, Tillis

2003 • No. 5 Seed in East Region • Second Round • Head Coach: Susan Walvius • Final record: 23-8 overall; 9-5 SEC

Date	Opponent	Result	Score	Site	SC Points	SC Rebs.	Opp. Points	Opp. Rebs.
3/23	vs. No. 12 Chattanooga	W	68-54	University Park, Pa.	18-Ciocan	14-Ujhelyi	18-Warfield	7-Patton
3/25	at No. 4 Penn State	L	67-77	University Park, Pa.	21-Penn	9-Penn	27-Mazzante	4-Joseph, Wright

2012 • No. 5 Seed in Fresno Region • Sweet 16 • Head Coach: Dawn Staley • Final record: 25-10 overall; 10-6 SEC

Date	Opponent	Result	Score	Site	SC Points	SC Rebs.	Opp. Points	Opp. Rebs.
3/17	vs. No. 12 E. Michigan	W	80-48	W. Lafayette, Ind.	12-Grant	7-Bruner	14-Redditt	12-Watkins
3/19	at No. 4 Purdue	W	72-61	W. Lafayette, Ind.	21-Grant	8-Welch	15-Houser	13-Ostarello
3/25	vs. No. 1 Stanford	L	60-76	Fresno, Calif.	18-Sutton	12-Welch	39-N. Ogwumike	10-Ogwumike, Ogwumike

2013 • No. 4 Seed in Norfolk Region • Second Round • Head Coach: Dawn Staley • Final record: 25-8 overall; 11-5 SEC

Date	Opponent	Result	Score	Site	SC Points	SC Rebs.	Opp. Points	Opp. Rebs.
3/23	vs. No. 13 S. Dakota State	W	74-52	Boulder, Colo.	15-Bruner, Walker	11-Bruner	15-Eide	4-Boever, Dietel, Lingle
3/25	vs. No. 12 Kansas	L	69-75	Boulder, Colo.	16-Bruner, Welch	12-Bruner	27-Engelman	12-Gardner

Tournament Field: 32 teams 1982, 1984-85; 40 teams 1983, 1986-88; 48 teams 1989-93; 64 teams 1994-present
Opponents listed with regional seed, not national ranking

South Carolina's NCAA Tournament Game-by-Game NCAA Tournament Line Scores

Date	Team	Site	Result	1st	2nd	OT	Total	FG-A	Pct.	3FG-A	Pct.	FT-A	Pct.	REBOUNDS		PF	A	TO	Blk	Stl
														Off-Def	Tot					
3/14/82	South Carolina	H	W	34	45	-	79	33-57	.579	-	-	13-22	.591	50	21	20	25	8	7	
	East Carolina			14	40	-	54	21-75	.280	-	-	12-22	.545	40	23	12	17	0	11	
3/18/82	South Carolina	N	L	34	35	-	69	32-67	.478	-	-	5-9	.555	13-37	50	17	18	26	4	6
	Kentucky			38	35	-	73	33-74	.446	-	-	7-16	.438	13-22	35	14	17	12	0	12
3/12/86	South Carolina	H	L (OT)	35	31	11	77	32-70	.457	-	-	13-20	.650	48	18	22	16	3	9	
	Middle Tennessee State			28	38	12	78	35-79	.443	-	-	8-17	.471	48	22	20	15	4	8	
3/16/88	South Carolina	H	W	34	43	-	77	24-44	.545	1-3	.333	28-45	.622	13-31	44	17	18	22	7	10
	Alabama			22	41	-	63	26-72	.361	2-12	.167	9-21	.429	21-22	43	31	11	19	0	14
3/20/88	South Carolina	A	L	30	28	-	58	25-65	.385	0-4	.000	8-12	.667	21-24	45	19	7	24	2	7
	Texas			34	43	-	77	32-68	.471	0-0	-	13-24	.542	15-21	36	15	11	13	3	13
3/15/89	South Carolina	H	L	49	24	-	73	28-58	.483	3-9	.333	14-17	.824	12-17	29	16	21	16	4	8
	Tennessee Tech			38	39	-	77	34-67	.504	1-3	.333	8-13	.615	16-24	40	15	15	21	1	9
3/14/90	South Carolina	H	W	42	51	-	93	36-60	.600	4-7	.571	17-23	.739	8-35	43	16	23	20	3	13
	Bowling Green			22	28	-	50	19-65	.292	0-7	.000	12-16	.750	11-22	33	16	12	25	0	10
3/17/90	South Carolina	A	W	38	38	-	76	32-67	.478	5-5	1.000	7-12	.583	13-26	39	15	7	13	0	5
	Northwestern			32	35	-	67	28-60	.467	0-2	.000	11-14	.786	9-25	34	17	15	11	0	6
3/22/90	South Carolina	N	L	26	35	-	61	25-66	.378	1-6	.167	10-16	.625	18-16	34	13	8	21	0	10
	Washington			29	44	-	73	32-59	.542	1-3	.333	8-10	.800	11-27	38	17	9	17	3	9
3/13/91	South Carolina	A	L	31	33	-	64	26-64	.406	4-18	.222	8-13	.615	15-25	40	20	13	14	1	4
	Vanderbilt			25	48	-	73	26-62	.419	3-14	.214	18-23	.783	13-29	42	12	16	10	5	6
3/16/02	South Carolina	H	W	41	28	-	69	26-64	.406	4-16	.250	13-23	.565	19-28	47	16	22	19	3	10
	Liberty			29	32	-	61	24-64	.375	2-11	.182	11-15	.733	16-28	44	19	10	19	3	7
3/18/02	South Carolina	H	W	27	48	-	75	29-66	.439	4-12	.333	13-17	.765	14-30	44	13	19	12	5	9
	Cincinnati			24	32	-	56	20-62	.323	8-19	.421	8-9	.889	13-26	39	13	9	18	2	3
3/23/02	South Carolina	N	W	39	40	-	79	31-66	.470	7-15	.467	10-15	.667	20-17	37	14	20	12	1	16
	Drake			23	42	-	65	24-50	.480	6-18	.333	11-14	.786	11-18	29	11	15	21	3	6
3/25/02	South Carolina	N	L	22	46	-	68	30-68	.441	4-10	.400	4-6	.667	11-25	36	20	13	16	1	12
	Duke			35	42	-	77	28-58	.483	3-10	.300	18-24	.750	9-26	35	9	19	14	9	7
3/23/03	South Carolina	N	W	35	33	-	68	24-61	.393	6-28	.214	14-18	.778	18-29	47	17	15	20	3	7
	Chattanooga			32	22	-	54	21-60	.350	4-20	.200	8-13	.615	11-20	31	15	16	17	0	12
3/25/03	South Carolina	A	L	23	44	-	67	23-57	.404	6-18	.333	15-20	.750	13-28	41	19	15	22	3	8
	Penn State			37	40	-	77	30-60	.500	7-18	.389	10-16	.625	7-23	30	19	21	13	2	14
3/17/12	South Carolina	N	W	39	41	-	80	32-60	.533	5-19	.263	11-14	.786	11-27	38	18	22	17	11	11
	Eastern Michigan			23	25	-	48	16-60	.267	0-3	.000	16-22	.727	16-20	36	12	10	17	3	6
3/19/12	South Carolina	A	W	33	39	-	72	28-57	.491	6-16	.375	10-20	.500	10-20	30	15	11	12	2	11
	Purdue			26	35	-	61	22-56	.393	4-10	.400	13-17	.765	16-24	40	21	16	20	5	6
3/24/12	South Carolina	N	L	30	30	-	60	25-68	.368	4-12	.333	6-10	.600	18-20	38	19	10	11	3	7
	Stanford			36	40	-	76	28-53	.528	1-1	1.000	19-25	.760	9-27	36	11	15	11	9	5
3/23/13	South Carolina	N	W	44	30	-	74	25-52	.481	4-11	.364	20-26	.769	8-32	40	13	13	15	5	10
	South Dakota State			26	26	-	52	17-52	.327	3-14	.214	15-18	.833	5-23	28	21	6	16	2	10
3/25/13	South Carolina	N	L	41	28	-	69	27-72	.375	2-8	.250	13-22	.591	26-21	47	15	9	13	4	9
	Kansas			42	33	-	75	29-63	.460	5-10	.500	12-18	.667	17-26	43	17	14	15	6	7

South Carolina NCAA Tournament Records

South Carolina	Individual	Team
Most Points	31 by Beth Hunt vs. Tennessee Tech, 3/15/89	93 vs. Bowling Green, 3/14/90
Fewest Points		58 at Texas, 3/20/88
Margin of Victory		43 (93-50) vs. Bowling Green, 3/14/90
Margin of Defeat		19 (58-77) at Texas, 3/20/88
Field Goals Made	13 by Brantley Southers vs. East Carolina, 3/14/82	36 vs. Bowling Green, 3/14/90
Field Goal Attempts	23 by Brantley Southers vs. Middle Tennessee State, 3/12/86	72 vs. Kansas, 3/25/13
Field Goal Percentage (Min. 10 FGA)	.800 (8-10) by Jocelyn Penn at Penn State, 3/25/03	.600 (36-60) vs. Bowling Green, 3/14/90
3-Point Field Goals Made	5 by Karen Middleton at Northwestern, 3/17/90	7 vs. Drake, 3/23/02
3-Point Field Goal Attempts	12 by Karen Middleton at Vanderbilt, 3/13/91	28 vs. Chattanooga, 3/23/03
3-Point FG Percentage (Min. 5 3FGA)	1.000 (5-5) by Karen Middleton at Northwestern, 3/17/90	1.000 (5-5) at Northwestern, 3/17/90
Free Throws Made	9 by Teresa Geter vs. Cincinnati, 3/18/02 9 by Beth Hunt vs. Tennessee Tech, 3/15/89	28 vs. Alabama, 3/16/88
Free Throw Attempts	13 by Martha Parker vs. Alabama, 3/16/88	45 vs. Alabama, 3/16/88
Free Throw Percentage (Min. 7 FTA)	.900 (9-10) by Teresa Geter vs. Cincinnati, 3/18/02 .900 (9-10) by Beth Hunt vs. Tennessee Tech, 3/15/89	.824 (14-17) vs. Tennessee Tech, 3/15/89
Rebounds	19 by Sheila Foster vs. Kentucky, 3/18/82 19 by Sheila Foster vs. East Carolina, 3/14/82 19 by Brantley Southers vs. East Carolina, 3/14/82	50 vs. Kentucky, 3/18/82 50 vs. East Carolina, 3/14/82
Assists	9 by Martha Parker vs. Tennessee Tech, 3/15/89	23 vs. Bowling Green, 3/14/90
Blocked Shots	5 by Elem Ibiam vs. Eastern Michigan, 3/17/12	11 vs. Eastern Michigan, 3/17/12
Steals	6 by Jocelyn Penn vs. Drake, 3/23/02 6 by Monica Williams vs. Alabama, 3/16/88	16 vs. Drake, 3/23/02

Opponent	Individual	Team
Most Points	29 by Valerie Still, Kentucky, 3/18/82	78 by Middle Tennessee State, 3/12/86
Fewest Points		50 by Bowling Green, 3/14/90
Field Goals Made	12 by Valerie Still, Kentucky, 3/18/82	35 by Middle Tennessee State, 3/12/86 12 by Wendy Scholtens, Vanderbilt, 3/13/91
Field Goal Attempts	23 by Angela Brown, Tennessee Tech, 3/15/89 23 by Valerie Still, Kentucky, 3/18/82	79 by Middle Tennessee State, 3/12/86
Field Goal Percentage (Min. 10 FGA)	.818 (9-11) Carla Bennett, Drake, 3/23/02	.542 (32-59) by Washington, 3/22/90
3-Point Field Goals Made	4 by Kelly Mazzante, Penn State, 3/25/03	8 by Cincinnati, 3/18/02
3-Point Field Goal Attempts	8 by Tracey Rutledge, Alabama, 3/23/86	20 by Chattanooga, 3/23/03
3-Point FG Percentage (Min. 5 3FGA)	.600 (3-5) by Krista Gingrich, Duke, 3/25/02	.500 (5-10) by Kansas, 3/25/13
Free Throws Made	8 by Stephanie Walker, Liberty, 3/16/02	18 by Duke, 3/25/02 18 by Vanderbilt, 3/13/91
Free Throw Attempts	10 by Valerie Still, Kentucky, 3/18/82	24 by Duke, 3/25/02 24 by Texas, 3/20/88
Free Throw Percentage (Min. 7 FTA)	.889 (8-9) by Stephanie Walker, Liberty, 3/16/02	.833 (15-18) by South Dakota State, 3/23/13
Rebounds	16 by Wendy Scholtens, Vanderbilt, 3/13/91	48 by Middle Tennessee State, 3/12/86
Assists	8 by Jess Strom, Penn State, 3/25/03	21 by Penn State, 3/25/03
Blocked Shots	4 by Michele Matyasovsky, Duke, 3/25/02	9 by Duke, 3/25/02
Steals	5 by Tanisha Wright, Penn State, 3/25/03 5 by Alan Beard, Duke, 3/25/02 5 by Kim Webb, Middle Tennessee State, 3/12/86	14 by Penn State, 3/25/03 14 by Alabama, 3/16/88