



SOUTH CAROLINA BASKETBALL

MBB CONTACT: EMILY MILES // EFEENEY@MAILBOX.SC.EDU // 803-777-7743 // @EMILYFEENEYSID

2015-16 SCHEDULE

OVERALL: 0-0 | SEC: 0-0

NOVEMBER

8	Allen +	W, 71-43
14	Norfolk State %	7 p.m./SECN+
16	Oral Roberts	7:30 p.m./SECN
20	vs. DePaul !	6 p.m./CBSSN
21/22	vs. TBD !	TBD/TBD
23	vs. TBD !	TBD/TBD
27	Lipscomb	2 p.m./SECN+
30	Western Carolina	7 p.m./SECN

DECEMBER

5	USF	4 p.m./ SECN
15	Drexel	7 p.m./SECN+
18	at Clemson ^	7 p.m./ESPN3
22	vs. St. John's &	9 p.m./CBSSN
30	Francis Marion	7 p.m./SECN+

JANUARY

2	Memphis	6 p.m./ESPNU
5	at Auburn*	7 p.m./ SECN
9	Vanderbilt*	3 p.m./ESPNU
13	at Alabama*	9 p.m./ SECN
16	Missouri*	1 p.m./ SECN
19	at Ole Miss*	7 p.m./ SECN
23	at Tennessee*	Noon/ SECN
26	Mississippi State*	7 p.m./ SECN
30	Alabama*	6 p.m./ SECN

FEBRUARY

2	at Georgia*	7 p.m./ESPN/U/SECN
6	at Texas A&M*	4 p.m./ESPNU
10	LSU*	7 p.m./ESPN2
13	Kentucky*	Noon/ESPN/2
16	at Missouri*	7 p.m./ SECN
20	Florida*	Noon/ SECN
24	Tennessee*	9 p.m./ SECN
27	at Mississippi State*	2:30/ SECN

MARCH

3	Georgia*	7 p.m./ESPN/2
5	at Arkansas*	5 p.m./SECN
9-13	SEC Tournament (Nashville)	TBD

All home games in **bold** | All times listed Eastern
 * indicates SEC contest | + indicates exhibition |
SECN+ - SEC Network + | **SECN** - SEC Network
 | **CBSSN** - CBS Sports Network | % - Paradise Jam
 (Columbia, S.C.) | ! - Paradise Jam (St. Thomas,
 USVI) | & - Hall of Fame Shootout (Uncasville,
 Conn.) | ^ - game played at Bon Secours Arena



SOCIAL HUB

@GAMECOCKMBB // #GAMECOCKS
 FACEBOOK.COM/GAMECOCKMBB

SOUTH CAROLINA (0-0) VS. NORFOLK STATE (0-0)

SAT., NOV. 14 • COLONIAL LIFE ARENA (18,000) • COLUMBIA, S.C. • 7 P.M. ET



GAMECOCKS

VS.



SPARTANS

Head Coach: Frank Martin (FIU, '93)
Record At Carolina: 45-54 (4th season)
Career Record: 162-108 (9th season)
Record vs. Norfolk State: 0-0

Top returning scorer: Notice (11.7)
Top returning rebounder: Carrera (5.7)
Top returning assist maker: Stroman (3.1)
Media Relations: Emily Feeney
Twitter: @GamecockMBB

Head Coach: Robert Jones
 (SUNY-New Paltz, '02)
Record At NSU: 39-29 (3rd season)
Career Record: Same

Record vs. S. Carolina: 2-0
Top returning scorer: Short (19.1)
Top returning rebounder: Taylor (5.0)
Top returning assist maker: Short (1.9)
Media Relations Contact: Mike Bello
Twitter: @nsuspartans

GAME 1

Broadcast: SEC Network+
Play-By-Play: Derek Scott
Analyst: Debbie Antonelli

Radio: Gamecock Radio Network
Play-By-Play: Andy Demetra
Analyst: Casey Manning
Sirius: 112; **XM:** 204

Watch: WatchESPN
Live Stats: GamecocksOnline.com
Tickets: GamecocksOnline.com

Series: First Meeting
Last Meeting: N/A
Series in Columbia: N/A

PROBABLE STARTERS

SOUTH CAROLINA	HT.	WT.	YR.	HOMETOWN	PPG*	RPG*	MPG*
G - #10 Duane Notice	6-2	218	Jr.	Woodbridge, Ontario	11.7	2.6	29.9
G - #0 Sindarius Thornwell	6-5	215	Jr.	Lancaster, S.C.	11.1	4.9	30.6
F - #30 Chris Silva	6-9	220	Fr.	Libreville, Gabon	-	-	-
F - #24 Michael Carrera	6-5	214	Sr.	Anzoátegui, Venezuela	7.1	5.7	21.2
F - #14 Laimonas Chatkevicius	6-11	245	Sr.	Klaipeda, Lithuania	8.6	5.2	22.8
NORFOLK STATE	HT.	WT.	YR.	HOMETOWN	PPG*	RPG*	MPG*
G - #2 Zaynah Robinson	5-11	170	So.	Duluth, Ga.	2.6	1.2	12.9
G - #4 D'Shon Taylor	6-5	205	Sr.	Nassau, Bahamas	13.0	5.0	31.8
G - #10 Jeff Short	6-4	205	R-Sr.	Bronx, N.Y.	19.1	4.2	33.9
F - #22 Alex Long	6-8	220	Fr.	Clinton, Md.	-	-	-
F - #45 Jordan Butler	6-6	245	So.	Hartford, Conn.	2.5	3.2	13.8

*stats from 2014-15 season

TODAY'S GAME

South Carolina officially begins the 2015-16 campaign on Saturday, hosting Norfolk State from the Mid-Eastern Athletic Conference. The meeting is the first all-time between the two schools.

GAME STORYLINES
















- South Carolina is in its 108th season of varsity basketball in 2015-16.
- Carolina is led by fourth-year head coach Frank Martin. Alongside him are associate head coach Matt Figger, assistant coaches Perry Clark and Lamont Evans and director of men's hoops operations, Andy Assaley.
- The game versus Norfolk State begins a stretch of five games in 10 days for Carolina, as the hoopsters host Oral Roberts on Monday before traveling to the Virgin Islands for three games at the Paradise Jam next week.
- The Gamecocks return at least 72 percent of their stats in all major categories, including returning five of their top six scorers, with junior guard Duane Notice's 11.7 points per outing in 2014-15 leading the pack.
- Four seniors don the Garnet and Black this season in Michael Carrera, Laimonas Chatkevicius, Mindaugas Kacinas and Brian Steele. Due to recurring knee issues, Steele will serve as a student assistant coach this season.
- Carolina owns an 78-29 (.728) all-time record in season openers, including a perfect 10-0 record in the last 10 seasons. The last season-opening loss for the Gamecocks came against the Ohio Valley's Tennessee Tech during the 2000-01 season, as the Golden Eagles edged the Gamecocks, 73-67. The Gamecocks earned an 81-56 victory over North Florida in last season's lidlifter.
- Carolina returns eight letterwinners, including four starters from last season's squad.



SOUTH CAROLINA GAMECOCKS

Overall: 0-0; SEC: 0-0; Home: 0-0; AWAY: 0-0; Neutral: 0-0

**Stats based on 2014-15 season

0		SINDARIUS THORNWELL - Jr. - G - 6-5 - 215 - Lancaster, S.C. MIN PTS RBS AST FG% 3FG% FT% 30.6 11.1 4.9 2.2 34.0 26.8 71.6	- Enters the 2015-16 campaign with 821 career points - Has started all 67 games of his Carolina career, averaging 12.3 points and 4.5 rebounds - Scored a game high 17 points in exhibition matchup vs. Allen
1		MARCUS STROMAN - So. - G - 6-2 - 185 - Columbia, S.C. MIN PTS RBS AST FG% 3FG% FT% 20.5 4.3 2.6 3.1 37.5 11.1 65.1	- Missed five games last season due to a throat infection - Top returning assist maker after averaging 3.1 helpers per game last season - Ranked fourth in the SEC among freshmen with 3.1 assists per game - Dished five assists in exhibition contest vs. Allen
2		RAYMOND DOBY - Fr. - F - 6-6 - 233 - Cahokia, Ill. MIN PTS RBS AST FG% 3FG% FT% - - - - - - -	- A three-star prospect according to ESPN.com and 247sports.com - Played his senior season at Montrose Christian School and spent a post-grad year at St. John's Northwestern Military Academy in Wisconsin - Collected a rebound and an assist in exhibition vs. Allen
4		JAMALL GREGORY - Fr. - G - 6-2 - 202 - Washington, D.C. MIN PTS RBS AST FG% 3FG% FT% - - - - - - -	- An extremely athletic and explosive athlete - Spent a post-grad year at Elev8 Institute, helping his squad to the National Prep Championship Tournament - Collected a rebound, three assists and a steal in exhibition vs. Allen
5		TEMARCUS BLANTON - R-Fr. - G - 6-5 - 2015 - Locust Grove, Ga. MIN PTS RBS AST FG% 3FG% FT% - - - - - - -	- Suffered a hip injury that required surgery during the 2014-15 preseason and missed the entire campaign - Cleared to return to all basketball activities at the start of the 2015-16 preseason - Scored seven points in just six minutes on the floor in exhibition vs. Allen
10		DUANE NOTICE - Jr. - G - 6-2 - 218 - Woodbridge, Ontario MIN PTS RBS AST FG% 3FG% FT% 29.9 11.7 2.6 2.7 37.7 36.3 79.1	- Top returning scorer after posting 11.7 points per game last season - Posted 20 double-figure scoring games as a sophomore, including three 20-point games - Four rebounds and two assists in exhibition action vs. Allen
14		LAIMONAS CHATKEVICIUS - Sr. - F - 6-11 - 245 - Klaipeda, Lithuania MIN PTS RBS BLK FG% 3FG% FT% 22.8 8.6 5.2 1.3 49.8 29.6 72.7	- Ranked eighth in the SEC in blocks per game last season with 3.1 per outing - Posted 13 double-figure scoring games as a junior and 12 games with at least six rebounds - Scored 12 points, pulled down 13 rebounds for the double-double in exhib. vs. Allen
15		PJ DOZIER - Fr. - G - 6-6 - 200 - Columbia, S.C. MIN PTS RBS AST FG% 3FG% FT% - - - - - - -	- Noted as one of the top points guards in the country for his class - 2015 McDonald's High School All-American - 2014-15 Gatorade Player of the Year in South Carolina - 7 points, 4 assists, 2 steals in 20 minutes in exhibition vs. Allen
20		JUSTIN MCKIE - Jr. - G - 6-4 - 197 - Columbia, S.C. MIN PTS RBS AST FG% 3FG% FT% 11.3 3.2 1.8 0.3 38.8 30.6 78.3	- Saw action in 25 contests last season, averaging 3.2 points and 1.8 rebounds per contest - Set career high with 12 points in win vs. Marshall last season - Three points and three assists in exhibition vs. Allen
21		JOHN RAGIN - Fr. - G - 6-2 - 177 - Eastover, S.C. MIN PTS RBS AST FG% 3FG% FT% - - - - - - -	- Averaged 13 points during senior season at Cardinal Newman High School - Earned all-state, all-region and all-conference honors during prep career
23		ERIC COBB - Fr. - F - 6-9 - 296 - Jacksonville, Fla. MIN PTS RBS AST FG% 3FG% FT% - - - - - - -	- Noted as a true post player who has the ability to play with his back to the basket - A four-star prospect according to ESPN.com - Ranked as the 21st power forward in the country according to ESPN.com - Starred in exhibition vs. Allen with game best 14 rebounds and 8 points in 23 min.
24		MICHAEL CARRERA - Sr. - F - 6-5 - 214 - Anzoátegui, Venezuela MIN PTS RBS BLK FG% 3FG% FT% 21.2 7.1 5.7 0.7 41.9 30.8 70.5	- Carolina's top returning rebounder after leading the team with 5.7 per game last season - Posted eight double-figure scoring games as a junior and 18 games with at least six rbs. - Averaged 12.6 points and 7.2 rebounds per game over the course of the last five games of 2014-15 campaign - Five points and three rebounds in exhibition vs. Allen
25		MINDAUGAS KACINAS - Sr. - F - 6-7 - 229 - Klaipeda, Lithuania MIN PTS RBS AST FG% 3FG% FT% 21.5 6.1 5.1 0.5 56.1 31.0 72.9	- Posted five double-figure scoring games and four double-figure rebounding games as a junior - Averages 5.5 points and 4.7 rebounds for his career - DNP vs. Allen due to back pain
30		CHRIS SILVA - Fr. - F - 6-9 - 220 - Libreville, Gabon MIN PTS RBS AST FG% 3FG% FT% - - - - - - -	- Noted as an explosive athlete and a good shot blocker and rebounder - Native of Gabon, but played high school basketball at Roselle Catholic in N.J. - Rated the 80th overall prospect by ESPN.com - Earned the start in exhibition vs. Allen, scored seven points and had 10 rebounds
31		JARRELL HOLLIMAN - R-So. - F - 6-7 - 200 - Alpharetta, Ga. MIN PTS RBS AST FG% 3FG% FT% - - - - - - -	- Played one year at Elmhurst College - Also ran track and field during high school career - A music major who one day would like to play in a symphony

INTERVIEW POLICIES

All interview requests must be made in advance to SID Emily Miles in the South Carolina Media Relations Office. Beginning with the start of practice in October, Miles will release a weekly coach and student-athlete availability schedule to media on Mondays.

Post-Game Interview Policy: After each home game, the visiting coach will address the media first, followed by South Carolina student-athletes then South Carolina head coach Frank Martin. (Depending on deadline, this may be altered on a game-by-game basis).

Road Interview Policy: Interviews with Coach Martin and Gamecock student-athletes while on the road will be scheduled according to the home post-game media procedure.

All interviews are to be coordinated through the Media Relations Office. This allows the staff to arrange the interview when it best suits the student-athlete's and the reporter's schedules. Please contact the Media Relations Office in advance to make your interview requests. Media are not permitted to contact student-athletes on their own at any time.

All interviews will take place at the designated media interview site for that day as listed in the weekly availability schedule or in the Media Relations Office.

Dormitory, apartment and cell phone numbers for student-athletes will not be provided to the media. Should you need to conduct a telephone interview with a student-athlete, a call will be placed to you from the student-athlete at a mutually agreeable time.

SOUTH CAROLINA MEDIA RELATIONS

Emily Miles, primary contact

Associate Director

cell: 803-727-3284

e-mail: efeeney@mailbox.sc.edu

Twitter: @EmilyFeeneySID

Website: www.GamecocksOnline.com

Facebook: www.Facebook.com/GamecockMBB

Twitter: @GamecockMBB

Instagram: @GamecockMBB

STAT COMPARISON

	SC	NSU	NCAA Rank
Record	17-16	20-14	170/118
Conference Record	6-12	12-4	-
Current Streak	L1	L2	-
Scoring Avg.	65.0	70.1	231/98
Opponent Scoring Avg.	62.0	66.3	57/157
Scoring Margin	+3.0	+3.9	129/117
Field Goal %	.404	.472	297/32
Opponent Field Goal %	.387	.410	13/82
3-Point Field Goal %	.301	.346	321/159
Opponent 3-Point Field Goal %	.318	.336	57/142
3-Point Field Goal Made PG	5.5	5.6	262/247
3-Point Field Goal Attempts PG	18.2	16.1	170/241%
Free Throw %	.737	.659	32/282
Opponent Free Throw %	.718	.655	-
Rebounding Avg.	35.7	36.0	103/88
Opponent Rebounding Avg.	33.4	31.1	-
Rebounding Margin	+2.3	+4.9	97/34
Turnovers Avg.	12.8	13.5	209/263
Opponent Turnover Avg.	13.8	12.4	-
Assists Avg.	13.2	13.5	115/99
Blocks Avg.	4.0	4.9	98/29
Steals Avg.	6.3	5.1	164/302

% indicates total attempts

* based on 2014-15 stats

BY THE NUMBERS

100

Saturday's season opener vs. Norfolk State marks Frank Martin's 100th game at the helm of the Carolina program and the 27th of his coaching career.

16-16

Junior guard Duane Notice was a perfect 16-of-16 from the free throw line in the final five games of last season. He averaged 14.4 points per game during the stretch.

821

Junior guard Sindarius Thornwell enters his third year at Carolina with 821 career points.

38.7

Gamecock opponents hit just 38.7% from the field last season, which ranked 13th nationally. Carolina held 18 opponents to under 40% last season.

A SOUTH CAROLINA WIN WOULD ...

- Be the 14th-straight season-opening victory for Carolina (last loss in 2000-01 season opener).
- Improve Frank Martin's record in season lidlifters to 9-0.
- Be the Gamecocks' first win over an opponent from the MEAC since a 91-54 win vs. North Carolina A&T on Dec. 30, 2014.

- Seven newcomers join those eight returning letterwinners, including freshmen guards PJ Dozier, Jamall Gregory and John Ragin, rookie forwards, Raymond Doby, Chris Silva and Eric Cobb and R-sophomore transfer Jarrell Holliman.

- PJ Dozier was named to the 2015 McDonald's All-American squad, earning the start in the contest. Dozier is the fourth McDonald's All-American in Gamecock history, the others include PJ's uncle, Terry Dozier, South Carolina's all-time leading scorer BJ McKie and Rolando Howell.

SCOUTING NORFOLK STATE

Norfolk State enters the 2015-16 campaign with 12 active players, which includes seven newcomers. The Spartans were picked to finish third in the MEAC in the league's preseason poll of head coach and SIDs, after finishing last season with a 12-4 mark. The Spartans lost one of their top offensive threats due to transfer in forward RaShid Gaston, but the squad returns R-senior guard Jeff Short who paced the team a year ago with 19.1 points per game, which ranked second in the MEAC. Short was recently named to the Lou Henson Award watch list, an honor given to the top mid-major player in D-I by CollegeInsider.com. Did you know? - NSU has made a 3-point field goal in 181 straight games. The squad is led by head coach Robert Jones in his third season.

EXHIBITION RECAP

South Carolina posted a 71-43 victory over Allen University in the team's lone exhibition game of the 2015-16 season. Junior guard Sindarius Thornwell paced all scorers with 17 points on 6-of-9 shooting, including three 3s. Senior forward Laimonas Chatkevicius was the only other scorer in double figures with 12, while he completed the double-double with 13 rebounds. Rookie forward Eric Cobb pulled down a game high 14 rebounds, while adding eight points in 23 minutes. Carolina won the rebounding battle 69-28, including 30 offensive boards.

BY THE NUMBERS

54.6% - Forward Mindaugas Kacinas enters his senior campaign ranking seventh in Carolina history with a career field goal percent of 54.6. Kacinas has led the team in the category the past two seasons.

12.6 - Keep an eye on senior forward Michael Carrera. The three-year starter finished last season posting 12.6 points and 7.2 rebounds per game over the course of the final five games of the campaign.

7 - R-freshman guard TeMarcus Blanton posted seven points in six minutes of action vs. Allen in the exhibition matchup last weekend. Blanton missed all of last season due to a hip injury suffered in the preseason.

3.0 - In the spring of 2015 the Gamecocks posted their fifth-straight semester of a 3.0 cumulative team GPA or higher.

71.0 - In three seasons under the direction of Frank Martin the Gamecocks average 71.0 percent from the free throw line, and Carolina has ranked in the top half of the league in the category all three of those seasons. Carolina's 73.7 percent from the stripe last season saw the squad rank second in the SEC and third in Gamecock history.

UP NEXT

The Gamecocks have a short turnaround, as they host Oral Roberts on Monday evening. Game time for the matchup is set for 7:30 PM and the game will be broadcast on the SEC Network with Dave Neal (pxp) and Chris Spatola (analyst) on the call. The series between the Gamecocks and Golden Eagles is tied at one, with each team winning the meeting on its home court. Monday's matchup marks the first since the 1988-89 campaign between the two schools.

ASSOCIATED PRESS TOP 25

Preseason

Rk.	Team	Record	Pts.
1	North Carolina (35)	0-0	1,566
2	Kentucky (10)	0-0	1,520
3	Maryland (14)	0-0	1,487
4	Kansas (5)	0-0	1,410
5	Duke	0-0	1,350
6	Virginia (1)	0-0	1,347
7	Iowa State	0-0	1,185
8	Oklahoma	0-0	1,088
9	Gonzaga	0-0	1,047
10	Wichita St	0-0	1,032
11	Villanova	0-0	1,013
12	Arizona	0-0	917
13	Michigan State	0-0	838
14	California	0-0	757
15	Indiana	0-0	755
16	Utah	0-0	499
17	Wisconsin	0-0	433
18	Vanderbilt	0-0	393
19	Notre Dame	0-0	360
20	Connecticut	0-0	307
21	LSU	0-0	268
22	Baylor	0-0	265
23	Purdue	0-0	236
24	Butler	0-0	223
25	Michigan	0-0	126

Others receiving votes: Oregon 116, SMU 112, West Virginia 84, Texas A&M 72, Cincinnati 63, Miami (FL) 48, Louisville 46, Georgetown 23, NC State 19, Texas 18, Florida State 18, Rhode Island 17, Dayton 12, Xavier 12, Providence 10, Iowa 6, BYU 5, Valparaiso 5, Boise State 4, Old Dominion 3, San Diego State 2, UCLA 2, Oklahoma State 2, Yale 1, UC Irvine 1, Iona 1, Central Michigan 1

Dropped from rankings: Northern Iowa 11, Louisville 17, SMU 18, West Virginia 20, Arkansas 21, Georgetown 22, VCU 25

ESPN/USA TODAY TOP 25

Preseason

Rk.	Team	Record	Pts.
1	Kentucky (11)	0-0	749
1	North Carolina (12)	0-0	749
3	Maryland (5)	0-0	723
4	Duke (3)	0-0	686
5	Kansas (1)	0-0	675
6	Virginia	0-0	667
7	Iowa State	0-0	541
8	Oklahoma	0-0	520
9	Villanova	0-0	498
10	Arizona	0-0	477
11	Gonzaga	0-0	468
12	Wichita St	0-0	461
13	Michigan State	0-0	386
14	California	0-0	350
15	Indiana	0-0	312
16	Utah	0-0	250
17	Wisconsin	0-0	181
18	Notre Dame	0-0	172
19	LSU	0-0	163
20	Vanderbilt	0-0	153
21	Baylor	0-0	145
22	Butler	0-0	132
23	West Virginia	0-0	125
24	Connecticut	0-0	110
24	Purdue	0-0	110

Others receiving votes: Michigan 108, Louisville 93, Texas A&M 58, UCLA 48, Georgetown 45, Cincinnati 43, NC State 36, Oregon 33, Texas 29, Florida State 25, Xavier 25, Miami (FL) 11, San Diego State 10, Iowa 8, Providence 5, Davidson 5, Boise State 5, Ohio State 2, Stephen F Austin 2, Belmont 2, Tulsa 1, Dayton 1, Marquette 1, Old Dominion 1

Dropped from rankings: Louisville 10, Northern Iowa 14, Arkansas 20, Xavier 22, NC State 24, Oregon 25



SOUTHEASTERN CONFERENCE STANDINGS

As of Nov. 13

Team	Conference	Overall
Arkansas	0-0	0-0
Auburn	0-0	0-0
Florida	0-0	0-0
Georgia	0-0	0-0
Kentucky	0-0	0-0
Ole Miss	0-0	0-0
Mississippi State	0-0	0-0
Missouri	0-0	0-0
South Carolina	0-0	0-0
Texas A&M	0-0	0-0
LSU	0-0	0-0
Tennessee	0-0	0-0
Vanderbilt	0-0	0-0
Alabama	0-0	0-0

COACHES TELECONFERENCE

The weekly SEC men's basketball coaches teleconference will begin Monday, Jan. 4 and continue through March 7. Media representatives wishing to participate in the teleconference should contact the SEC Communications Department for further details. Each coach will appear on the teleconference for seven minutes, according to the following schedule:

ORDER OF APPEARANCE

(All Times Eastern)

11:00 a.m.	Kevin Stallings, Vanderbilt
11:07 a.m.	Mike White, Florida
11:14 a.m.	Frank Martin, South Carolina
11:21 a.m.	Mark Fox, Georgia
11:28 a.m.	Johnny Jones, LSU
11:35 a.m.	John Calipari, Kentucky
11:42 a.m.	Rick Barnes, Tennessee
11:49 a.m.	Mike Anderson, Arkansas
11:56 a.m.	Avery Johnson, Alabama
12:03 a.m.	Bruce Pearl, Auburn
12:10 a.m.	Andy Kennedy, Ole Miss
12:17 a.m.	Ben Howland, Miss. State
12:24 a.m.	Kim Anderson, Missouri
12:31 a.m.	Billy Kennedy, Texas A&M

In addition, the SEC men's basketball teams who make it to postseason will be on a teleconference on Monday, March 14 beginning at 10:00 a.m. CT.

All SEC basketball teleconferences can be listened to on the internet at www.secdigitalnetwork.com shortly after the conclusion of the teleconference.

CAROLINA BENCH PRODUCTION

GAME	SC-OPP	DIFF. BENCH SCORER	SC HIGH
Norfolk State			
Oral Roberts			
vs. DePaul			
vs. TBD			
vs. TBD			
Lipscomb			
Western Carolina			
USF			
Drexel			
at Clemson			
vs. St. John's			
Francis Marion			
Memphis			
at Auburn			
Vanderbilt			
at Alabama			
Missouri			
at Ole Miss			
at Tennessee			
Mississippi State			
Alabama			
at Georgia			
at Texas A&M			
LSU			
Kentucky			
at Missouri			
Florida			
Tennessee			
at Mississippi State			
Georgia			
at Arkansas			

SPECIALTY STATS

(PP) points in paint; (OT) points off turnovers; (2nd) second chance points; (FB) fast break points

(South Carolina-Opponent)

GAME	PP	OT	2ND	FB
Norfolk State				
Oral Roberts				
vs. DePaul				
vs. TBD				
vs. TBD				
Lipscomb				
Western Carolina				
USF				
Drexel				
at Clemson				
vs. St. John's				
Francis Marion				
Memphis				
at Auburn				
Vanderbilt				
at Alabama				
Missouri				
at Ole Miss				
at Tennessee				
Mississippi State				
Alabama				
at Georgia				
at Texas A&M				
LSU				
Kentucky				
at Missouri				
Florida				
Tennessee				
at Mississippi State				
Georgia				
at ArkansasSEC Tourney				
NCAA Tourney				
SC Total				
SC Average				
Opp Total				
Opp Average				

UNIVERSITY INFORMATION

Location..... Columbia, S.C.
Founded..... 1801
Enrollment..... 32,972
Nickname..... Gamecocks
Colors Garnet (PMS 202) and Black
National Affiliation NCAA Division I
Conference..... Southeastern (SEC)
Athletics Web Address..... www.GamecocksOnline.com
University Web Address..... www.sc.edu
President Dr. Harris Pastides
NCAA Representative Dr. Valinda Littlefield
Athletics Director..... Ray Tanner
Basketball Administrator/Chief Operating Officer..... Kevin O'Connell

BASKETBALL STAFF/INFORMATION

Head Coach Frank Martin
Alma Mater Florida International, '93
Record At South Carolina/Seasons 45-54 (.454), 3 seasons
Overall Record/Seasons 162-108 (.600), 8 seasons
Assoc. Head Coach/Recruiting Coord. Matt Figger (Eastern Kentucky, '95)
Assistant Coach Perry Clark (Gettysburg, '74)
Assistant Coach Lamont Evans (Kansas State, '09)
Director of Basketball Operations Andy Assaley (Cincinnati, '96)
Strength & Conditioning Coach..... Scott Greenawalt (Muskingum College, '98)
Athletic Trainer Mark Rodger (Buffalo, '01)
Video Coordinator Patrick Schulte (Kansas State, '13)
Student-Athlete Development Doug Edwards (Florida State, '07)
Associate Media Relations Director..... Emily Miles (Feeney) (Ball State, '03)
Home Arena Colonial Life Arena
Capacity 18,000
Arena General Manager..... Lexi Boone
Press Row Phone Number..... 803-777-6182

BASKETBALL HISTORY

First Year of Basketball..... 1908
All-Time Record..... 1342-1203-1 (.527)
Overall Postseason Record..... 25-18
NCAA Tournament Appearances 8 (1971, 1972, 1973, 1974, 1989, 1997, 1998, 2004)
NCAA Tournament Record..... 4-9
Last NCAA Tournament Appearance 2004, L vs. Memphis, 59-43
NIT Appearances 11 (1969, 1975, 1978, 1983, 1991, 1996, 2001, 2002, 2005, 2006, 2009)
NIT Record 21-9
Last NIT Appearance 2009, L vs. Davidson, 70-63
Conference Championships/Titles.....
SoCon Regular Season (1927, 1933, 1934, 1945); SoCon Tournament
Champion (1933); ACC Regular Season (1970);
ACC Champion (1971); SEC Regular Season (1997); SEC East Division
Co-Champions (2009)

TEAM INFORMATION

2014-15 Record 17-16
Southeastern Conference Record/Finish 6-12/11th
SEC Tournament Record 2-1
Postseason N/A
Letterwinners Returning/Lost..... 8/4
Starters Returning/Lost 4/1
**based on final game starters from 2014-15 season*
Newcomers 7
Roster Breakdown 4 seniors, 3 juniors, 2 sophomores, 7 freshmen

CAROLINA TRENDS UNDER MARTIN

Gamecock trends under Frank Martin ...

- South Carolina is 26-27 when posting at least six made 3s in a game.
 - The Gamecocks hit a 2014-15 season high nine made 3s in the Feb. 17, 2015, victory at Georgia.
- South Carolina is 33-20 when scoring more points in the paint than its opponent.
 - The Gamecocks averaged 27.6 points in the paint compared to 22.9 per game by opponents in 2014-15.
- South Carolina is 37-25 when holding its opponents to under 45 percent from the field.
 - South Carolina did not allow a non-conference opponent in 2014-15 to hit above 45 percent from the field, as Baylor was the closest at 44.7 percent. The Gamecocks were 14-8 last season when holding their opponent below 45 percent from the floor.
- South Carolina is 33-25 when out-rebounding its opponent.
 - The Gamecocks were 11-8 last season when out-rebounding their opponent.

THORNWELL NAMED TO PRESEASON SQUAD

The Southeastern Conference unveiled its 12th annual men's basketball coaches preseason All-SEC teams prior to the start of the season, and it was announced that Carolina junior guard Sindarius Thornwell was named to the second team. It marks the second-straight season that Thornwell has garnered second-team preseason honors from the coaches. Thornwell scored 11.1 points per game last season, while he also pulled down a career high 4.9 rebounds and collected 1.3 steals per game.

QUOTABLE

"Scariest moment of my life, as soon as I got out there I was shaking, couldn't feel my hands but you know, to make an impact, it was great."
- *R-freshman guard TeMarcus Blanton on how it felt to get back on the court after suffering a season-ending injury prior to last season*

SEC PRESEASON POLL

The SEC released its preseason poll for the upcoming 2016 league campaign prior to the start of the season, and it was announced that the Gamecocks were predicted to finish seventh by a panel of both SEC and national media members. It was the highest predicted finish for Carolina since the league combined its East and West Divisions into one beginning with the 2012 league season. The media predicted Kentucky to win the SEC in 2016, followed by Vanderbilt, Texas A&M, LSU, Georgia, Florida and the Gamecocks.

SEC TOURNAMENT

The SEC Men's Basketball Tournament returns to Bridgestone Arena in Nashville in 2016. It will be the sixth time that the arena has served as the host of the SEC Tournament, having also hosted in 2001, 2006, 2010, 2013 and 2015. Also the home of the NHL's Nashville Predators, Bridgestone Arena has the distinction of being one of the busiest venues in the United States over the past decade and a half, hosting more than 18 million guests during that time. Seating capacity is approximately 19,395 for basketball games. The winner of the 13-game tournament receives the SEC's automatic bid to the NCAA Tournament. The tournament seeds are determined by the 18-game conference schedule during the regular season. Teams are seeded 1-14 based on their regular season conference finish.

ROSTER BREAKDOWN

Returning Starters (4)

Michael Carrera
Laimonas Chatkevicius
Duane Notice
Sindarius Thornwell
**based on final game of 2014-15 season*

Returning Letterwinners (8)

Michael Carrera
Laimonas Chatkevicius
Mindaugas Kacinas
Justin McKie
Duane Notice
Brian Steele
Marcus Stroman
Sindarius Thornwell

Guards (9)

TeMarcus Blanton
PJ Dozier
Jamall Gregory
Justin McKie
Duane Notice
John Ragin
Brian Steele
Marcus Stroman
Sindarius Thornwell

Forwards (7)

Michael Carrera
Laimonas Chatkevicius
Eric Cobb
Raymond Doby
Jarrell Holliman
Mindaugas Kacinas
Chris Silva

By Height

Jamall Gregory (6-2)
Duane Notice (6-2)
John Ragin (6-2)
Marcus Stroman (6-2)
Justin McKie (6-4)
TeMarcus Blanton (6-5)
Michael Carrera (6-5)
Brian Steele (6-5)
Sindarius Thornwell (6-5)
Raymond Doby (6-6)
PJ Dozier (6-6)
Jarrell Holliman (6-7)
Mindaugas Kacinas (6-7)
Eric Cobb (6-9)
Chris Silva (6-9)
Laimonas Chatkevicius (6-11)

2015-16 SOUTH CAROLINA MEN'S BASKETBALL ROSTER

Alphabetical Roster

No.	Name	Pos.	Ht.	Wt.	Cl.	Exp.	Hometown/High/Last School
5	TeMarcus Blanton	G	6-5	215	R-FR	HS	Locust Grove, Ga./Luella
24	Michael Carrera	F	6-5	214	SR	3VL	Anzoátegui, Venezuela/Montrose Christian School
14	Laimonas Chatkevicius	F	6-11	245	SR	3VL	Klaipeda, Lithuania/South Kent School
23	Eric Cobb	F	6-9	296	FR	HS	Jacksonville, Fla./St. Francis Academy (Maryland)
2	Raymond Doby	F	6-6	233	FR	HS	Cahokie, Ill./Montrose Christian/St. John's Northwestern Military Acad. (Wisconsin)
15	PJ Dozier	G	6-6	200	FR	HS	Columbia, S.C./Spring Valley
4	Jamall Gregory	G	6-2	202	FR	HS	Washington, D.C./Coolidge/Elev8 Institute (Florida)
31	Jarrell Holliman	F	6-7	200	R-SO	1VL	Alpharetta, Ga./Alpharetta/Elmhurst College
25	Mindaugas Kacinas	F	6-7	229	SR	3VL	Klaipeda, Lithuania/Word of Life Fire Traditional School
20	Justin McKie	G	6-4	197	JR	2VL	Columbia, S.C./Irmo
10	Duane Notice	G	6-2	218	JR	2VL	Woodbridge, Canada/St. Michael's/St. Thomas More (Oakdale, Conn.)
21	John Ragin	G	6-2	177	FR	HS	Eastover, S.C./Cardinal Newman
30	Chris Silva	F	6-9	220	FR	HS	Libreville, Gabon/Roselle (N.J.) Catholic
35	Brian Steele	F	6-5	204	SR	3VL	Greenville, S.C./Wade Hampton School
1	Marcus Stroman	G	6-2	185	SO	1VL	Columbia, S.C./Keenan
0	Sindarius Thornwell	G	6-5	215	JR	2VL	Lancaster, S.C./Oak Hill Academy

Numerical Roster

No.	Name	Pos.	Ht.	Wt.	Cl.	Exp.	Hometown/High/Last School
0	Sindarius Thornwell	G	6-5	215	JR	2VL	Lancaster, S.C./Oak Hill Academy
1	Marcus Stroman	G	6-2	185	SO	1VL	Columbia, S.C./Keenan
2	Raymond Doby	F	6-6	233	FR	HS	Cahokie, Ill./Montrose Christian/St. John's Northwestern Military Acad. (Wisconsin)
4	Jamall Gregory	G	6-2	202	FR	HS	Washington, D.C./Coolidge/Elev8 Institute (Florida)
5	TeMarcus Blanton	G	6-5	215	R-FR	HS	Locust Grove, Ga./Luella
10	Duane Notice	G	6-2	218	JR	2VL	Woodbridge, Canada/St. Michael's/St. Thomas More (Oakdale, Conn.)
14	Laimonas Chatkevicius	F	6-11	245	SR	3VL	Klaipeda, Lithuania/South Kent School
15	PJ Dozier	G	6-6	200	FR	HS	Columbia, S.C./Spring Valley
20	Justin McKie	G	6-4	197	JR	2VL	Columbia, S.C./Irmo
21	John Ragin	G	6-2	177	FR	HS	Eastover, S.C./Cardinal Newman
23	Eric Cobb	F	6-9	296	FR	HS	Jacksonville, Fla./St. Francis Academy (Maryland)
24	Michael Carrera	F	6-5	214	SR	3VL	Anzoátegui, Venezuela/Montrose Christian School
25	Mindaugas Kacinas	F	6-7	229	SR	3VL	Klaipeda, Lithuania/Word of Life Fire Traditional School
30	Chris Silva	F	6-9	220	FR	HS	Libreville, Gabon/Roselle (N.J.) Catholic
31	Jarrell Holliman	F	6-7	200	R-SO	1VL	Alpharetta, Ga./Alpharetta/Elmhurst College
35	Brian Steele	F	6-5	204	SR	3VL	Greenville, S.C./Wade Hampton School

Head Coach: Frank Martin (Florida International, '93)

Associate Head Coach/Recruiting Coordinator: Matt Figger (Eastern Kentucky, '95)

Assistant Coach: Perry Clark (Gettysburg, '74)

Assistant Coach: Lamont Evans (Kansas State, '09)

Director of Basketball Operations: Andy Assaley (Cincinnati, '96)

Strength & Conditioning Coach: Scott Greenawalt (Muskingum College, '98)

Athletic Trainer: Mark Rodger (Buffalo, '01)

Video Coordinator: Patrick Schulte (Kansas State, '13)

Student-Athlete Development: Doug Edwards (Florida State, '07)

Special Assistant to the Head Coach: Jarett Gerald (South Carolina, '11)


Associate Media Relations Director: Emily Miles (Feeney) (Ball State, '03)

TOP RETURNING ...

Scorer..... Notice, 11.7 ppg
Rebounder Carrera, 5.7 rpg
Assist Maker..... Stroman, 3.1 apg
FG Shooter *..... Kacinas, 56.1%
3-Point FG Shooter \$..... Notice, 36.3%
FT Shooter \$..... Notice, 79.1%
Shot Blocker..... Chatkevicius, 1.3 bpg
Steal Maker Thornwell, 1.3 spg

* at least 100 attempts

\$ at least 50 attempts



HEAD COACH FRANK MARTIN

HEAD COACH | NINTH SEASON OVERALL | 162-108 (.600) | FOURTH SEASON AT SOUTH CAROLINA | 45-54 (.454)

THE MARTIN FILE

COACHING

Experience

31st year

College Experience

16th season

College Head Coach Experience

9th season

Hire Date At Carolina

March 27, 2012

PERSONAL

Hometown

Miami, Fla.

Alma Mater

Florida International, 1993 (B.A. Physical Ed.)

Family

Wife, Anya

Children, Brandon, Amalia and Christian

COACHING RESUME

High School

Miami Senior High, 1985-93

Varsity Boys' Assistant Coach

Junior Varsity Boys' Head Coach

North Miami High, Head Coach, 1993-95

Miami Senior High, Head Coach, 1995-98

B.T. Washington High, Head Coach, 1999-2000

College Assistant Coach

Northeastern, 2000-04

Cincinnati, 2004-06

Kansas State, 2006-07

College Head Coach

Kansas State, 2007-12

South Carolina, 2012-present

Frank Martin was named the head men's basketball coach at the University of South Carolina on March 27, 2012, becoming the 32nd head coach in the history of the South Carolina program, which enters its 108th season as a varsity sport in 2015-16. Martin owns a 162-108 (.600) overall record as a head coach, entering his ninth season overall, and fourth season at South Carolina.

During his first season (2012-13) in Columbia, Martin led his squad to a 14-18 record, which included a 4-14 mark in SEC contests. The Garnet and Black captured the Hoops For Hope Classic tournament crown after posting a 4-0 record competing in the event with home victories over Milwaukee and Rider, before defeating Missouri State in overtime, and UALR in Puerto Vallarta, Mexico, over the Thanksgiving holiday. Freshman forward Michael Carrera was honored after the conclusion of the regular season with selection to the 2013 SEC All-Freshman Team, as voted on by the league's head coaches. During the spring of 2013, the Gamecock coaching staff signed seven freshmen, while welcoming Villanova transfer Ty Johnson to the team, a recruiting class which ranked No. 23 in the nation according to ESPN.com.

Martin's second season (2013-14) leading the Gamecocks saw the squad win four of its final six games of the year, including two games in the SEC Tournament, marking the first Tournament wins for the Gamecocks since the 2008 campaign. Martin and his staff put together a non-conference schedule that challenged his team to prepare for the rigors of the SEC campaign. The Gamecocks posted several quality victories, including a win versus Saint Mary's at the Hawaiian Airlines Diamond Head Classic in December, and home victories versus Alabama, Vanderbilt and No. 17 Kentucky to name a few.

Martin tutored his second SEC All-Freshman Team honoree in as many seasons, as rookie guard Sindarius Thornwell led all freshmen in the SEC in league games in points (15.6) and assists (4.0) to earn a spot on the postseason team. Thornwell also garnered three SEC Freshman of the Week awards, and was named the Feb. 18 Wayman Tisdale National Freshman of the Week.

South Carolina put together a 9-3 non-conference record in 2014-15, entering SEC play receiving votes in both the Coaches and AP Top 25 polls for the first time since 2006 and 2009, respectively. Martin led his Gamecocks to a thrilling upset win over No. 9/9 Iowa State at the Barclays Center in Brooklyn, N.Y., on Jan. 3, marking Carolina's first win over a top-10 opponent since the 2009-10 campaign. The Gamecocks ranked as high as fourth in the nation in opponent field goal percentage during the season, and finished the campaign holding opponents to just 38.7 percent from the field, which ranked 13th nationally. Sophomore guards Duane Notice and Sindarius Thornwell each picked up an SEC Player of the Week honor during the campaign, and for the second-straight season, the Gamecocks won four of their final six games and won two contests in the SEC Tournament, advancing to the quarterfinal round.

Carolina posted a final record of 17-16 for the 2014-15 campaign, which marked the first winning season for the squad since the 2008-09 season, while Carolina's six SEC wins marked the highest since 2010 as well. Martin also announced during the summer, that his team had completed its fifth-straight semester with a cumulative team GPA of 3.0 or above in the spring. For its classroom achievements, South Carolina was honored with the NABC's Team Academic Excellence Award, the only SEC team to be named to the list. Individually, three Gamecocks were named to the NABC Honors Court, in juniors Laimonas Chatkevicius and Mindaugas Kacinas, and senior, Austin Constable, who was on his second Honors Court list. South Carolina saw 12 student-athletes named to the SEC Winter Academic, and the SEC First-Year Academic Honor Rolls for the year.

MARTIN'S CAREER RECORD, YEAR-BY-YEAR

YEAR	RECORD	CONFERENCE (FINISH)	POSTSEASON
2007-08	21-12	10-6 (3rd)	1-1; NCAA Tournament 2nd Round
2008-09	22-12	9-7 (t4th)	1-1; NIT
2009-10	29-8	11-5 (t2nd)	3-1; NCAA Tournament Elite Eight
2010-11	23-11	10-6 (t3rd)	1-1; NCAA Tournament Third Round
2011-12	22-11	10-8 (5th)	1-1; NCAA Tournament Third Round
2012-13	14-18	4-14 (t12th)	-
2013-14	14-20	5-13 (13th)	-
2014-15	17-16	6-12 (t11th)	-
Totals	162-108 (.600)	65-71 (.477)	7-5 (.583)/4 NCAA/1 NIT

GAMECOCKS' RECORD WHEN ...

At home	10-6
On the road	3-7
At neutral sites	4-3
In overtime	0-0
vs. Top 25 team	1-3
vs. Top 10 team	1-2
vs. Top 3 team	0-2
Leading at half	15-3
Trailing at half	1-12
Tied at half	1-1
Shooting 50% or better	4-2
Shooting between 39-49%	11-5
Shooting less than 39%	2-9
Opp. shooting 50% or better	0-4
Opp. shooting between 39-49%	3-11
Opp. shooting less than 39%	14-1
Shooting better than opp.	14-2
Shooting worse than/equal to opp.	3-14
Starters out-score opp. starters	13-4
Opp. starters score/equal more	4-12
Bench out-scores opp. bench	10-7
Opp. bench scores/equals more	7-8
Having more FTs than opp.	10-2
Having equal/less FTs than opp.	7-14
Have more TOs than opp.	1-10
Having equal/less TOs than opp.	16-6
Having more rebounds than opp.	11-8
Having equal/less rebounds than opp.	5-8
Making 6 or more 3FGs	8-7
Having 15 or more assists	11-2
Score more points in paint than opp.	13-7
Scoring equal/less points in paint than opp.	4-9
Scoring more points off TOs than opp.	14-7
Scoring equal/less points off TOs than opp.	4-9
Scoring more 2nd-chance points than opp.	8-6
Scoring equal/less 2nd-chance points than opp.	10-10
Scoring more fast break points than opp.	12-9
Scoring equal/less fast break points than opp.	5-7
Wearing white uniforms	12-8
Wearing Garnet uniforms	1-2
Wearing Black uniforms	4-6
Playing on live TV/live broadcast	17-16
Playing in November	3-3
Playing in December	5-0
Playing in January	3-6
Playing in February	3-5
Playing in March	3-2
Playing a day-game	4-5
Playing a night-game	13-11
Playing on Sunday	1-1
Playing on a Monday	1-0
Playing on a Tuesday	4-4
Playing on a Wednesday	2-2
Playing on a Thursday	2-1
Playing on a Friday	2-2
Playing on a Saturday	5-6
Scoring margin is 5 points or less	4-7
Margin is between 6-10	2-3
Margin is between 11-20	5-4
Margin is more than 20	6-2
Scoring 59 points or less	0-8
Scoring 60-69 points	10-7
Scoring 70-79 points	3-1
Scoring 80-89 points	3-0
Scoring 90-99 points	1-0
Scoring 100+ points	0-0

MISCELLANEOUS

Current streak	L1
Home court streak	L1
Away streak	W1
Neutral court streak	L1

2014-15 SUPERLATIVES

(tied for team lead also included)

Scoring Leaders	'14-15	Career
Sindarius Thornwell	10	22
Duane Notice	9	12
Tyrone Johnson	8	12*
Michael Carrera	3	12
Laimonas Chatkevicius	3	3
Mindaugas Kacinas	1	3
Demetrius Henry	1	1

Rebounding Leaders	'14-15	Career
Michael Carrera	13	40
Mindaugas Kacinas	8	21
Laimonas Chatkevicius	8	14
Sindarius Thornwell	6	10
Demetrius Henry	2	4
Tyrone Johnson	2	5*
Marcus Stroman	1	1

Assists Leaders	'14-15	Career
Marcus Stroman	11	11
Tyrone Johnson	11	21*
Duane Notice	9	24
Sindarius Thornwell	7	24

Blocks Leaders	'14-15	Career
Laimonas Chatkevicius	19	35
Michael Carrera	8	28
Demetrius Henry	7	18
Sindarius Thornwell	6	15
Tyrone Johnson	3	3*
Mindaugas Kacinas	2	17
Marcus Stroman	2	2
Shamiek Sheppard	2	2
Duane Notice	1	3

Steals Leaders	'14-15	Career
Tyrone Johnson	14	14*
Sindarius Thornwell	12	22
Duane Notice	6	10
Marcus Stroman	5	5
Laimonas Chatkevicius	4	7
Mindaugas Kacinas	3	13
Michael Carrera	2	15
Demetrius Henry	1	6
Justin McKie	1	2
Shamiek Sheppard	1	1

Double-Figure Scoring	'14-15	Career
Sindarius Thornwell	23	44
Duane Notice	20	33
Tyrone Johnson	16	26*
Laimonas Chatkevicius	13	20
Michael Carrera	8	25
Demetrius Henry	5	8
Mindaugas Kacinas	4	14
Marcus Stroman	2	2
Justin McKie	1	1

20+ points	'14-15	Career
Tyrone Johnson	3	3*
Sindarius Thornwell	2	9
Duane Notice	3	4

30+ points	'14-15	Career
-	-	-

Double-Figure Rebounding	'14-15	Career
Mindaugas Kacinas	4	11
Laimonas Chatkevicius	3	4
Michael Carrera	1	11
Sindarius Thornwell	1	3

5+ assists	'14-15	Career
Tyrone Johnson	10	13*
Marcus Stroman	7	7
Duane Notice	6	11
Sindarius Thornwell	3	8

3+ steals	'14-15	Career
Tyrone Johnson	4	4*
Sindarius Thornwell	3	7
Duane Notice	3	3
Michael Carrera	1	5
Mindaugas Kacinas	1	1
Marcus Stroman	1	1

2+ blocks	'14-15	Career
Laimonas Chatkevicius	14	23
Michael Carrera	5	19
Demetrius Henry	4	10
Mindaugas Kacinas	4	14
Sindarius Thornwell	2	6

Double-Doubles	'14-15	Career
Laimonas Chatkevicius	2	2
Mindaugas Kacinas	1	3
Sindarius Thornwell	1	3

Clutch Free Throws (under 5 min/OT)	FT-FTA	FT%
Justin McKie	4-4	1.000
Brian Steele	2-2	1.000
Tyrone Johnson	24-30	.800
Mindaugas Kacinas	13-17	.765
Sindarius Thornwell	17-24	.708
Duane Notice	13-18	.722
Michael Carrera	18-27	.667
Marcus Stroman	9-15	.600
Laimonas Chatkevicius	8-14	.571
Totals	108-151	.715

* indicates at South Carolina

Miscellaneous

Largest Halftime Lead	
SC	31, vs. NC A&T (Dec. 30, 2014)
Opp	25, Kentucky (Feb. 14, 2015)
Smallest Halftime Lead	
SC	1, vs. Iowa State (Jan. 3, 2015)
Opp	1, LSU (Jan. 28, 2015)
Fewest Points In First Half	
SC	18, vs. Kentucky (Feb. 14, 2015)
Opp	16, NC A&T (Dec. 30, 2014)
Most Points In First Half	
SC	48, vs. North Florida (Nov. 14, 2014)
Opp	49, Arkansas (March 5, 2015)
Fewest Points In Second Half	
SC	19, vs. Kentucky (Jan. 24, 2015)
Opp	15, Clemson (Dec. 19, 2014)
Most Points In Second Half	
SC	52, vs. UNC Asheville (Nov. 26, 2014)
Opp	46, UNC Asheville (Nov. 26, 2014)
Most Points in Overtime	
SC	-
Opp	-
Largest Margin of Victory	
SC	37, vs. NC A&T (Dec. 30, 2014)
Opp	34, Kentucky (Feb. 14, 2015)
Smallest Margin of Victory	
SC	2, 2x, last vs. Ole Miss (March 12, 2015)
Opp	2, Charlotte (Nov. 21, 2014)

2014-15 GAME BY GAME COMPARISON

	Date	Result	FG-A	Pct	3FG-A	Pct	FT-A	Pct	O-D-Total	PF	Pts	A	TO	Blk	Stl	Min	Half
North Florida			18-53	.340	10-32	.313	10-16	.625	6-22-28	22	56	9	15	5	2	200	27
South Carolina	Nov. 14, 2014	W, 81-56	29-57	.509	4-11	.364	19-26	.731	10-32-42	15	81	19	9	3	7	200	48
RV/RV Baylor !			21-47	.447	6-18	.333	21-26	.808	8-21-29	20	69	9	11	1	6	200	30
South Carolina	Nov. 18, 2014	L, 69-65	22-54	.407	5-21	.238	16-19	.842	13-20-33	21	65	11	10	3	4	200	27
vs. Cornell &			14-52	.269	5-20	.250	12-16	.750	10-22-32	19	45	6	17	6	6	200	21
South Carolina	Nov. 20, 2014	W, 69-45	22-58	.379	8-22	.364	17-21	.810	14-30-44	15	69	16	11	5	10	200	35
vs. Charlotte &			23-53	.434	6-17	.353	13-19	.684	8-24-32	13	65	6	17	5	6	200	29
South Carolina	Nov. 21, 2014	L, 65-63	26-61	.426	3-18	.167	8-9	.889	11-26-37	21	63	13	17	7	6	200	36
vs. Akron &			21-50	.420	4-20	.200	22-27	.815	8-24-32	19	68	6	15	6	6	200	30
South Carolina	Nov. 23, 2014	L, 68-63	25-64	.391	2-10	.200	11-20	.550	21-24-45	20	63	11	17	2	8	200	25
UNC Asheville			23-63	.365	15-29	.517	14-20	.700	15-20-35	21	75	12	22	3	11	200	29
South Carolina	Nov. 26, 2014	W, 89-75	31-60	.517	8-17	.471	19-26	.731	12-27-39	15	89	21	20	10	12	200	37
@ Marshall			16-56	.286	5-26	.192	22-34	.647	18-25-43	20	59	9	19	3	6	200	20
South Carolina	Dec. 1, 2014	W, 77-59	30-63	.476	4-20	.200	13-24	.542	14-25-39	24	77	17	15	3	13	200	39
RV/RV Ok. Str. %			16-65	.246	5-24	.208	12-19	.632	16-25-41	17	49	7	12	5	4	200	24
South Carolina	Dec. 6, 2014	W, 75-49	26-60	.433	6-17	.353	17-22	.776	11-38-49	19	75	14	11	8	6	200	32
Clemson			17-57	.298	4-18	.222	7-12	.583	11-20-31	20	45	7	13	5	9	200	30
South Carolina	Dec. 19, 2014	W, 68-45	23-50	.460	7-22	.318	15-20	.750	8-32-40	14	68	17	12	7	7	200	28
Coker			18-58	.310	7-21	.333	9-14	.643	14-17-31	21	52	8	19	1	8	200	23
South Carolina	Dec. 21, 2014	W, 78-52	31-64	.484	3-11	.273	13-19	.684	18-29-47	16	78	21	15	9	11	200	23
North Carolina A&T			18-55	.327	6-22	.273	12-15	.800	9-11-20	26	54	8	19	2	4	200	16
South Carolina	Dec. 30, 2014	W, 91-54	29-53	.547	5-9	.556	28-34	.824	12-29-41	17	91	20	16	7	7	200	47
vs. No. 9 Iowa State ^			20-57	.351	1-18	.056	19-33	.573	12-22-34	21	60	8	13	4	10	200	36
South Carolina	Jan. 5, 2015	W, 64-60	23-50	.460	2-10	.200	16-26	.615	11-31-42	28	64	8	20	4	8	200	35
Florida*			21-49	.429	5-19	.263	25-30	.833	14-23-37	24	72	14	17	4	7	200	31
South Carolina	Jan. 7, 2015	L, 72-68	20-49	.408	5-13	.385	23-28	.852	7-16-23	20	68	11	11	5	4	200	34
@ Ole Miss*			20-49	.408	7-14	.500	18-22	.818	9-24-33	14	65	13	10	4	5	200	33
South Carolina	Jan. 10, 2015	L, 65-49	18-49	.367	4-20	.200	9-16	.563	9-23-32	20	49	16	15	2	5	200	27
Alabama*			20-41	.488	6-17	.353	20-30	.667	4-19-23	27	66	13	14	4	4	200	25
South Carolina	Jan. 13, 2015	W, 68-66	22-53	.415	3-14	.214	21-27	.778	13-20-33	27	68	9	13	1	5	200	30
@ Auburn*			19-52	.365	7-20	.350	26-33	.788	13-23-36	20	71	8	13	4	9	200	39
South Carolina	Jan. 17, 2015	L, 71-68	26-52	.500	8-18	.444	8-15	.533	9-25-34	27	68	12	17	4	3	200	29
Tennessee*			23-40	.575	10-18	.556	10-17	.588	5-23-28	17	66	9	18	3	6	200	31
South Carolina	Jan. 20, 2015	L, 66-62	22-64	.344	4-17	.235	14-15	.933	17-17-34	17	62	13	10	4	5	200	26
Kentucky*			18-39	.462	3-9	.333	19-27	.704	3-25-28	17	58	10	8	9	8	200	34
South Carolina	Jan. 24, 2015	L, 58-43	12-53	.226	3-10	.300	16-21	.762	18-22-40	20	43	5	12	2	3	200	24
@ LSU*			22-48	.458	5-14	.357	15-19	.789	7-25-32	13	64	13	14	13	7	200	29
South Carolina	Jan. 28, 2015	L, 64-58	21-61	.344	7-19	.368	9-15	.600	19-21-40	17	58	11	15	7	6	200	28
Georgia*			11-50	.220	3-17	.176	25-32	.781	13-29-42	21	50	6	11	1	4	200	24
South Carolina	Jan. 31, 2015	W, 67-50	22-55	.400	6-19	.316	17-21	.810	7-26-33	23	67	13	8	5	7	200	33
@ Arkansas*			28-71	.394	2-13	.154	17-22	.773	15-31-46	21	75	14	9	8	7	200	35
South Carolina	Feb. 3, 2015	L, 75-55	17-61	.279	5-24	.208	16-24	.667	17-31-48	22	55	11	20	6	4	200	28
@ Vanderbilt*			19-42	.452	5-17	.294	22-29	.759	10-23-33	14	65	15	10	3	8	200	22
South Carolina	Feb. 7, 2015	L, 65-50	17-43	.395	5-19	.263	11-13	.846	4-16-20	23	50	10	12	1	4	200	26
Missouri*			22-52	.423	7-14	.500	9-12	.750	10-22-32	16	60	12	15	3	4	200	30
South Carolina	Feb. 10, 2014	W, 65-60	23-63	.365	7-25	.280	12-15	.800	18-21-39	15	65	16	10	4	10	200	30
@ Kentucky*			27-54	.500	5-14	.357	18-24	.750	15-30-45	15	77	17	13	6	2	200	43
South Carolina	Feb. 14, 2015	L, 77-43	13-55	.236	3-20	.150	14-17	.824	10-11-21	21	43	3	9	2	3	200	18
@ Georgia*			20-53	.377	4-13	.308	14-23	.609	16-21-34	14	58	7	7	1	3	200	23
South Carolina	Feb. 17, 2015	W, 64-58	21-53	.396	9-24	.375	13-14	.929	12-21-33	19	64	10	7	4	4	200	41
Texas A&M*			17-43	.395	10-21	.476	18-25	.720	7-31-38	16	62	12	14	5	5	200	34
South Carolina	Feb. 21, 2015	L, 62-52	16-59	.271	7-26	.269	13-18	.722	16-21-37	18	52	12	11	3	6	200	21
@ Alabama*			21-42	.500	6-19	.316	11-16	.688	6-20-26	13	59	12	11	4	4	200	22
South Carolina	Feb. 24, 2015	L, 59-51	19-55	.345	7-30	.233	6-8	.750	17-19-36	16	51	13	13	0	4	200	22
Mississippi State*			22-46	.478	5-15	.333	19-29	.655	6-21-27	27	68	11	12	1	3	200	31
South Carolina	Feb. 28, 2015	W, 81-68	25-54	.463	8-24	.333	23-34	.676	11-22-33	22	81	19	7	3	4	200	39
Arkansas*			30-65	.462	7-21	.333	11-17	.647	15-19-34	23	78	14	12	3	10	200	49
South Carolina	March 5, 2015	L, 78-74	25-49	.510	6-15	.400	18-26	.692	9-22-31	15	74	17	16	6	7	200	38
@ Tennessee*			16-45	.356	9-26	.346	8-14	.571	12-13-25	16	49	12	12	1	5	200	21
South Carolina	March 7, 2015	W, 60-49	21-41	.512	6-17	.353	12-13	.923	7-18-25	16	60	16	12	2	6	200	36
vs. Missouri \$			18-50	.360	4-16	.250	14-20	.700	15-20-35	17	54	9	16	2	7	200	24
South Carolina	March 11, 2015	W, 63-54	21-46	.457	7-19	.368	14-20	.700	7-19-26	15	63	17	11	3	5	200	30
vs. Ole Miss \$			16-53	.302	7-20	.350	19-23	.826	15-29-44	21	58	10	21	5	5	200	24
South Carolina	March 12, 2015	W, 60-58	17-56	.304	6-20	.300	20-28	.714	12-21-33	18	60	8	13	0	12	200	27
vs. Georgia \$			23-49	.469	5-15	.333	23-29	.793	10-24-34	18	74	11	7	6	5	200	33
South Carolina	March 13, 2015	L, 74-62	20-54	.370	7-15	.389	15-20	.750	12-17-29	19	62	7	9	1	2	200	26

! - ESPN College Hoops Tip-Off Marathon (Columbia, S.C.) | & - Charleston Classic (Charleston, S.C.) | % - SEC/Big 12 Challenge (Columbia, S.C.) | ^ - Brooklyn Hoops Presents (Brooklyn, N.Y.)
 * - indicates SEC contest | \$ - SEC Tournament (Nashville, Tenn.)

2014-15 RESULTS: OVERALL, 17-16; HOME, 10-6; AWAY, 3-7; NEUTRAL, 4-3; SEC, 6-12

DATE	OPP.	W/L	SCORE	RECORD (SEC)	POINTS	REBOUNDS	ASSISTS	BLOCKS	STEALS	ATTENDANCE
Nov. 14, 2014	N. Florida	W	81-56	1-0	Johnson/Henry (12)	Kacinas (11)	Stroman (6)	3 with 1	Stroman (2)	10,473 (paid)
Nov. 18, 2014	RV/RV Baylor !	L	69-65	1-1	Johnson (21)	Henry (8)	Thornwell (4)	3 with 1	Thornwell (2)	13,291 (paid)
Nov. 20, 2014	vs. Cornell &	W	69-45	2-1	Thornwell (14)	Kacinas (11)	Johnson (5)	Carrera/Chatkevicius (2)	Stroman (3)	2,517
Nov. 21, 2014	vs. Charlotte &	L	65-63	2-2	Thornwell (20)	Thornwell (8)	Notice (5)	Chatkevicius (3)	Thornwell (2)	2,430
Nov. 23, 2014	vs. Akron &	L	68-63	2-3	Thornwell (13)	Henry (9)	Notice/Stroman (4)	Henry/Carrera (1)	Johnson (4)	1,523
Nov. 26, 2014	UNC Asheville	W	89-75	3-3	Chatkevicius (17)	Chatkevicius (13)	Stroman/Johnson (6)	Chatkevicius/Henry (3)	Thornwell (6)	8,330 (paid)
Dec. 1, 2014	at Marshall	W	77-59	4-3	Notice (27)	Thornwell (10)	Notice (4)	Thornwell (2)	Kacinas (4)	5,013
Dec. 6, 2014	RV/RV Okla. St. %	W	75-49	5-3	Notice (20)	Kacinas (12)	Stroman (5)	Chatkevicius (3)	McKie (2)	12,007
Dec. 19, 2014	Clemson	W	68-45	6-3	Notice (19)	Thornwell (7)	Johnson (9)	Chatkevicius (3)	Chatkevicius/Johnson (2)	11,992 (paid)
Dec. 21, 2014	Coker	W	78-52	7-3	Notice (19)	Carrera (8)	Stroman (8)	Henry (3)	Johnson/Notice (3)	8,419 (paid)
Dec. 30, 2014	NCA&T	W	91-54	8-3	Kacinas (16)	Chatkevicius (9)	Stroman (7)	Chatkevicius/Thornwell (2)	Thornwell/Kacinas (2)	8,156 (paid)
Jan. 3, 2015	vs. No. 9/9 Iowa St.	W	64-60	9-3	Notice (15)	Thornwell (8)	Notice (4)	4 with 1	Notice (3)	N/A
Jan. 7, 2015	Florida*	L	72-68	9-4 (0-1)	Johnson (20)	Johnson/Kacinas (5)	Johnson/Stroman (3)	Chatkevicius (2)	Stroman (3)	12,181 (paid)
Jan. 10, 2015	at Ole Miss*	L	65-49	9-5 (0-2)	Johnson (13)	Thornwell/Carrera (6)	Notice (5)	Chatkevicius/Thornwell (1)	Thornwell (2)	6,714
Jan. 13, 2015	vs. Alabama*	W	68-66	10-5 (1-2)	Johnson (13)	Carrera/Kacinas (8)	Stroman (3)	Henry (1)	Johnson (2)	11,085 (paid)
Jan. 17, 2015	at Auburn*	L	71-68	10-6 (1-3)	Notice (16)	Chatkevicius (11)	Johnson (4)	Chatkevicius (2)	Johnson (2)	9,121
Jan. 20, 2015	Tennessee*	L	66-62	10-7 (1-4)	Thornwell (17)	Carrera (9)	Johnson (6)	Carrera (2)	Johnson/Stroman (2)	12,032 (paid)
Jan. 24, 2015	No. 1 Kentucky*	L	58-43	10-8 (1-5)	Thornwell (14)	Carrera (9)	Thornwell/Stroman (2)	Henry/Stroman (1)	Henry (2)	18,000 (paid)
Jan. 28, 2015	at LSU*	L	64-58	10-9 (1-6)	Notice (12)	Carrera (10)	Thornwell (4)	Carrera/Chatkevicius (2)	Notice (2)	9,518
Jan. 31, 2015	Georgia*	W	67-50	11-9 (2-6)	Chatkevicius (12)	Carrera (9)	Thornwell (4)	Chatkevicius (3)	Thornwell (3)	13,031 (paid)
Feb. 3, 2015	at Arkansas*	L	75-55	11-10 (2-7)	Thornwell (16)	Kacinas (10)	Stroman (6)	Chatkevicius (3)	Thornwell (2)	14,846
Feb. 7, 2015	at Vanderbilt*	L	65-50	11-11 (2-8)	Thornwell (12)	Stroman/Kacinas (4)	Stroman (5)	Chatkevicius (1)	4 with 1	9,259
Feb. 10, 2015	Missouri*	W	65-60	12-11 (3-8)	Thornwell (14)	Chatkevicius (8)	Thornwell/Johnson (6)	4 with 1	4 with 2	8,440 (paid)
Feb. 14, 2015	at No. 1 Kentucky	L	77-43	12-12 (3-9)	Thornwell (20)	Carrera/Thornwell (5)	Notice (2)	Chatkevicius/Carrera (1)	Thornwell (2)	24,305
Feb. 17, 2015	at Georgia	W	64-58	13-12 (4-9)	Johnson/Notice (17)	Kacinas (9)	Thornwell (4)	Carrera (2)	Notice (2)	6,263
Feb. 21, 2015	Texas A&M*	L	62-52	13-13 (4-10)	Carrera (17)	Chatkevicius (11)	Notice (5)	Kacinas (2)	Notice (3)	12,390 (paid)
Feb. 24, 2015	at Alabama*	L	59-51	13-14 (4-11)	Chatkevicius (18)	Carrera/Chatkevicius (9)	Johnson (4)	-	4 with 1	8,848
Feb. 28, 2015	Miss. State*	W	81-68	14-14 (5-11)	Johnson (28)	Chatkevicius (9)	Notice (5)	Chatkevicius (2)	Thornwell (2)	14,022 (paid)
March 5, 2015	No. 18 Arkansas*	L	78-74	14-15 (5-12)	Johnson (18)	Carrera (9)	Johnson (6)	Chatkevicius (3)	Johnson (3)	10,065 (paid)
March 7, 2015	at Tennessee*	W	60-49	15-15 (6-12)	Carrera (14)	Carrera (7)	Johnson/Notice (5)	Chatkevicius/Johnson (1)	Thornwell (2)	16,042
March 11, 2015	vs. Missouri \$	W	63-54	16-15 (6-12)	Thornwell (18)	Johnson (7)	Thornwell (6)	Chatkevicius (2)	Johnson (2)	10,039
March 12, 2015	vs. Ole Miss \$	W	60-58	17-15 (6-12)	Carrera (16)	Carrera/Chatkevicius (7)	Johnson (5)	-	Carrera/Johnson (3)	15,032
March 13, 2015	vs. Georgia \$	L	74-62	17-16 (6-12)	Notice (20)	Carrera (8)	Thornwell (6)	Chatkevicius (1)	Chatkevicius/Kacinas (1)	13,135

! - ESPN College Hoops Tip-Off Marathon (Columbia, S.C.) | & - Charleston Classic (Charleston, S.C.) | % - SEC/Big 12 Challenge (Columbia, S.C.) | ^ - Brooklyn Hoops Presents (Brooklyn, N.Y.) | * - indicates SEC contest | \$ - SEC Tournament (Nashville, Tenn.)

CAROLINA BENCH PRODUCTION

GAME	SC-OPP	DIFF. BENCH	SCORER
North Florida	35-8	+27	Chatkevicius, 11
Baylor	14-11	+3	Stroman, 10
vs. Cornell	35-12	+23	Kacinas, 10
vs. Charlotte	19-11	+8	Kacinas, 11
vs. Akron	26-19	+7	Chatkevicius, 11
UNC Asheville	21-16	+5	McKie, 8
@Marshall	20-26	-5	McKie, 12
Okla. State	19-21	-2	Kacinas, 9
Clemson	19-12	+5	Carrera/Kacinas, 6
Coker	11-10	+1	Kacinas, 7
NC A&T	33-31	+2	Kacinas, 16
vs. Iowa State	12-15	-3	Carrera/Kacinas, 3
Florida	24-35	-11	Kacinas, 9
@Ole Miss	11-8	+3	Carrera, 5
Alabama	27-16	+11	Carrera, 12
@Auburn	11-17	-6	Kacinas, 5
Tennessee	22-13	+9	Carrera, 8
Kentucky	12-28	-16	Stroman, 5
@LSU	10-16	-6	Kacinas, 6
Georgia	16-3	+13	Kacinas, 6
@Arkansas	17-28	-11	Stroman, 10
@Vanderbilt	15-6	+9	Steele, 6
Missouri	32-19	+13	Chatkevicius, 13
@Kentucky	12-26	-14	Henry/Kacinas, 5
@Georgia	13-9	+4	Kacinas, 13
Texas A&M	7-6	+1	Steele, 3
@Alabama	0-8	-8	-
Miss. State	7-15	-8	Kacinas, 7
Arkansas	12-23	-11	Kacinas, 7
@Tennessee	7-10	-3	Kacinas, 5
vs. Missouri	15-26	-11	Kacinas, 8
vs. Ole Miss	7-25	-18	Stroman, 4
vs. Georgia	12-28	-14	McKie, 6

2014-15 GAME-BY-GAME STARTING LINEUPS

OPPONENT, RESULT	GUARD	GUARD	GUARD	FORWARD	FORWARD
N. Florida, W	Notice	Johnson	Thornwell	Henry	Carrera
Baylor, L	Notice	Johnson	Thornwell	Henry	Carrera
vs. Cornell, W	Notice	Johnson	Thornwell	Henry	Carrera
vs. Charlotte, L	Notice	Johnson	Thornwell	Henry	Carrera
vs. Akron, L	Notice	Johnson	Thornwell	Henry	Carrera
Asheville, W	Notice	Johnson	Thornwell	Henry	Chatkevicius
@Marshall, W	Notice	Johnson	Thornwell	Henry	Chatkevicius
Oklahoma State, W	Notice	Johnson	Thornwell	Henry	Chatkevicius
Clemson, W	Notice	Johnson	Thornwell	Henry	Chatkevicius
Coker, W	Notice	Johnson	Thornwell	Henry	Chatkevicius
North Carolina A&T, W	Notice	Johnson	Thornwell	Henry	Chatkevicius
vs. Iowa State, W	Notice	Johnson	Thornwell	Henry	Chatkevicius
Florida, L	Notice	Johnson	Thornwell	Henry	Chatkevicius
@Ole Miss, L	Notice	Johnson	Thornwell	Henry	Chatkevicius
Alabama, W	Notice	Johnson	Thornwell	Henry	Chatkevicius
@Auburn, L	Notice	Johnson	Thornwell	Henry	Chatkevicius
Tennessee, L	Notice	Johnson	Thornwell	Henry	Chatkevicius
Kentucky, L	Notice	Johnson	Thornwell	Henry	Carrera
@LSU, L	Notice	Johnson	Thornwell	Carrera	Chatkevicius
Georgia, W	Notice	Johnson	Thornwell	Carrera	Chatkevicius
@Arkansas, L	Notice	Johnson	Thornwell	Carrera	Chatkevicius
@Vandy, L	Notice	Johnson	Thornwell	Carrera	Chatkevicius
Missouri, W	Notice	Johnson	Thornwell	Henry	Carrera
@Kentucky, L	Notice	Johnson	Thornwell	Carrera	Chatkevicius
@Georgia, W	Notice	Johnson	Thornwell	Carrera	Chatkevicius
Texas A&M, L	Notice	Johnson	Thornwell	Carrera	Chatkevicius
@Alabama, L	Notice	Johnson	Thornwell	Carrera	Chatkevicius
Mississippi State, W	Notice	Johnson	Thornwell	Carrera	Chatkevicius
Arkansas, L	Notice	Johnson	Thornwell	Carrera	Chatkevicius
Tennessee, W	Notice	Johnson	Thornwell	Carrera	Chatkevicius
vs. Missouri, W	Notice	Johnson	Thornwell	Carrera	Chatkevicius
vs. Ole Miss, W	Notice	Johnson	Thornwell	Carrera	Chatkevicius
vs. Georgia, L	Notice	Johnson	Thornwell	Carrera	Chatkevicius

SPECIALTY STATS

(PP) points in paint; (OT) points off turnovers; (2nd) second chance points; (FB) fast break points

(South Carolina-Opponent)

GAME	PP	OT	2ND	FB
North Florida	42-14	16-10	11-5	11-5
Baylor	30-22	19-15	8-10	10-4
vs. Cornell	18-14	15-14	13-4	4-4
vs. Charlotte	30-24	18-10	6-7	6-0
vs. Akron	38-24	17-19	17-4	8-6
UNC Asheville	38-16	15-20	12-8	14-10
@Marshall	41-20	25-18	10-17	17-4
Okla. State	32-16	13-12	9-17	16-2
Clemson	28-20	13-14	10-13	7-2
Coker	50-20	19-13	16-17	12-4
NC A&T	42-14	21-14	17-12	14-12
vs. Iowa State	36-32	13-17	4-12	12-10
Florida	22-26	21-14	8-9	13-6
@Ole Miss	26-12	17-13	4-10	6-0
Alabama	34-24	14-23	21-6	9-4
@Auburn	30-24	14-20	9-13	4-7
Tennessee	36-26	20-14	17-9	15-5
Kentucky	14-24	6-21	13-4	2-12
@LSU	22-30	14-10	12-7	2-6
Georgia	24-12	25-4	7-7	10-4
@Arkansas	22-38	1-21	8-16	7-14
@Vanderbilt	16-28	11-11	4-7	2-3
Missouri	28-26	16-11	20-13	10-6
@Kentucky	16-34	10-12	3-14	0-4
@Georgia	20-28	12-11	16-16	0-4
Texas A&M	25-14	11-6	10-5	11-4
@Alabama	20-22	15-11	22-8	2-0
Miss. State	24-24	12-9	15-9	7-7
Arkansas	26-36	21-29	13-20	20-16
@Tennessee	28-14	20-13	5-17	6-5
vs. Missouri	16-26	20-4	9-13	2-2
vs. Ole Miss	18-18	19-12	9-10	0-6
vs. Georgia	20-34	5-8	7-15	0-10
SC Total	912	508	365	259
SC Average	27.6	15.4	11.1	7.8
Opp Total	756	453	354	188
Opp Average	22.9	13.7	10.7	5.7



LAIMONAS CHATKEVICIUS VS. KENTUCKY



DUANE NOTICE VS. MISSOURI



#24 - MICHAEL CARRERA

SENIOR | FORWARD | 6'5" | 214 | 3 LETTERS

ANZOÁTEGUI, VENEZUELA/MONTROSE CHRISTIAN SCHOOL

SEASON NOTABLES

- Team's top returning rebounder after collecting 5.7 per game last season
- Has led the team in rebounding all three of his seasons at South Carolina, including a career high 7.2 per game during his rookie season (2012-13)
- Scored five points and collected three rebounds before fouling out of exhibition vs. Allen

CARRERA'S CAREER HIGHS

Points

23, vs. LSU (Jan. 16, 2013)

Field Goals

7, vs. LSU (Jan. 16, 2013)

Field Goal Attempts

13, twice, last vs. Texas A&M (March 2, 2013)

3-Point Field Goals

2, 4x, last at LSU (Jan. 28, 2015)

3-Point Field Goal Attempts

5, vs. Longwood (Nov. 9, 2013)

Free Throws

9, vs. LSU (Jan. 16, 2013)

Free Throw Attempts

10, vs. LSU (Jan. 16, 2013)

Rebounds

15, vs. Milwaukee (Nov. 1, 2012)

Assists

5, vs. Auburn (Jan. 12, 2013)

Blocks

4, twice, last vs. Alabama (Feb. 15, 2014)

Steals

4, at Texas A&M (Jan. 15, 2014)

Minutes Played

36, vs. LSU (Jan. 16, 2013)

2015-16

Opponent	Date	GS	Min	FG-FGA	Pct	3FG-FGA	Pct	FT-FTA	Pct	Off	Def	Tot	Avg	PF	FO	A	TO	Blk	Stl	Pts	Avg	
Norfolk State	11/14/15																					
Oral Roberts	11/16/15																					
vs. DePaul	11/20/15																					
vs. TBD	11/21/22/15																					
vs. TBD	11/23/15																					
Lipscomb	11/27/15																					
Western Carolina	11/30/15																					
USF	12/5/15																					
Drexel	12/15/15																					
at Clemson	12/18/15																					
vs. St. John's	12/22/15																					
Francis Marion	12/30/15																					
Memphis	1/2/16																					
at Auburn	1/5/16																					
Vanderbilt	1/9/16																					
at Alabama	1/13/16																					
Missouri	1/16/16																					
at Ole Miss	1/19/16																					
at Tennessee	1/23/16																					
Mississippi State	1/26/16																					
Alabama	1/30/16																					
at Georgia	2/2/16																					
Texas A&M	2/6/16																					
LSU	2/10/16																					
Kentucky	2/13/16																					
at Missouri	2/16/16																					
Florida	2/20/16																					
Tennessee	2/24/16																					
at Mississippi State	2/27/16																					
Georgia	3/3/16																					
at Arkansas	3/5/16																					

CAREER STATISTICS

Season	GP-GS	Min	Avg	FG	FGA	Pct	3FG	3FGA	Pct	FT	FIA	Pct	Off	Def	Tot	Avg	PF	FO	Ast	TO	Blk	Stl	Pts	Avg
2012-13	27-22	572	21.2	89	201	.443	7	20	.350	83	112	.741	80	115	195	7.2	85	5	17	51	17	9	268	9.9
2013-14	33-20	649	19.7	64	169	.379	7	30	.233	63	100	.630	76	110	186	5.6	87	1	17	38	32	26	198	6.0
2014-15	30-21	635	21.2	70	167	.419	12	39	.308	62	88	.705	65	107	172	5.7	88	3	12	32	20	12	214	7.1
Totals	90-63	1856	20.6	223	537	.415	26	89	.292	208	300	.693	221	332	553	6.1	260	9	46	121	69	41	680	7.5

CAREER SEC STATISTICS

Season	GP-GS	Min	Avg	FG	FGA	Pct	3FG	3FGA	Pct	FT	FIA	Pct	Off	Def	Tot	Avg	PF	FO	Ast	TO	Blk	Stl	Pts	Avg
2013	18-15	394	21.9	59	139	.424	5	15	.333	53	74	.716	54	77	131	7.3	57	4	11	32	8	8	176	9.8
2014	18-14	395	21.9	34	90	.378	3	13	.231	32	55	.582	49	69	118	6.6	52	1	9	18	19	16	103	5.7
2015	18-13	404	22.4	43	101	.426	7	24	.292	40	51	.784	46	69	107	6.4	54	2	9	21	12	6	133	7.4
Totals	54-42	1194	22.1	136	330	.412	15	52	.288	125	180	.694	149	215	364	6.7	163	7	29	71	39	30	412	7.6



#14 - LAIMONAS CHATKEVICIUS

SENIOR | FORWARD | 6'11" | 245 | 3 LETTERS

KLAIPEDA, LITHUANIA/SOUTH KENT SCHOOL (CONN.)

SEASON NOTABLES

- Put together best season of his career during junior campaign, nearly doubling season scoring average and more than doubling blocked shots
- 1.3 blocks per game as a junior ranked eighth in the SEC
- Tallied a double-double in exhibition vs. Allen with 12 points and 13 rebounds, including five offensive boards

CHATKEVICIUS' CAREER HIGHS

Points

18, twice, last vs. Miss. State (Feb. 28, 2015)

Field Goals

8, twice, last vs. Miss. State (Feb. 28, 2015)

Field Goal Attempts

13, twice, last vs. Miss. State (Feb. 28, 2015)

3-Point Field Goals

2, vs. UNC Asheville (Nov. 26, 2014)

3-Point Field Goal Attempts

2, 4x, last vs. Miss. State (Feb. 28, 2015)

Free Throws

8, vs. Arkansas (March 13, 2014)

Free Throw Attempts

10, vs. Arkansas (March 13, 2014)

Rebounds

13, vs. UNC Asheville (Nov. 26, 2014)

Assists

4, vs. Jacksonville (Dec. 7, 2012)

Blocks

3, 6x, last at Arkansas (Feb. 3, 2015)

Steals

3, at Tennessee (Feb. 8, 2014)

Minutes Played

35, vs. Mississippi State (Feb. 28, 2015)

2015-16

Opponent	Date	GS	Min	FG-FGA	Pct	3FG-FGA	Pct	FT-FTA	Pct	Off	Def	Tot	Avg	PF	FO	A	TO	Blk	Stl	Pts	Avg	
Norfolk State	11/14/15																					
Oral Roberts	11/16/15																					
vs. DePaul	11/20/15																					
vs. TBD	11/21/22/15																					
vs. TBD	11/23/15																					
Lipscomb	11/27/15																					
Western Carolina	11/30/15																					
USF	12/5/15																					
Drexel	12/15/15																					
at Clemson	12/18/15																					
vs. St. John's	12/22/15																					
Francis Marion	12/30/15																					
Memphis	1/2/16																					
at Auburn	1/5/16																					
Vanderbilt	1/9/16																					
at Alabama	1/13/16																					
Missouri	1/16/16																					
at Ole Miss	1/19/16																					
at Tennessee	1/23/16																					
Mississippi State	1/26/16																					
Alabama	1/30/16																					
at Georgia	2/2/16																					
Texas A&M	2/6/16																					
LSU	2/10/16																					
Kentucky	2/13/16																					
at Missouri	2/16/16																					
Florida	2/20/16																					
Tennessee	2/24/16																					
at Mississippi State	2/27/16																					
Georgia	3/3/16																					
at Arkansas	3/5/16																					

CAREER STATISTICS

Season	GP-GS	Min	Avg	FG	FGA	Pct	3FG	3FGA	Pct	FT	FTA	Pct	Off	Def	Tot	Avg	PF	FO	Ast	TO	Blk	Stl	Pts	Avg
2012-13	23-10	304	13.2	38	85	.447	3	10	.300	22	36	.611	28	46	74	3.2	42	1	12	32	13	3	101	4.4
2013-14	33-1	426	12.9	65	121	.537	0	1	.000	29	42	.690	40	94	134	4.1	78	2	13	32	20	13	159	4.8
2014-15	33-26	753	22.8	118	237	.498	8	27	.296	40	55	.727	52	120	172	5.2	74	2	21	45	44	11	284	8.6
Totals	89-37	1483	16.7	221	443	.499	11	38	.289	91	133	.684	120	260	380	4.3	194	5	46	109	77	27	544	6.1

CAREER SEC STATISTICS

Season	GP-GS	Min	Avg	FG	FGA	Pct	3FG	3FGA	Pct	FT	FTA	Pct	Off	Def	Tot	Avg	PF	FO	Ast	TO	Blk	Stl	Pts	Avg
2013	15-10	214	14.3	23	59	.390	2	7	.286	19	28	.679	17	35	52	3.5	30	1	5	22	11	2	67	4.5
2014	18-1	241	13.4	36	64	.563	0	1	.000	10	17	.588	19	53	72	4.0	51	2	9	22	12	9	82	4.6
2015	18-16	418	23.2	57	125	.456	4	17	.235	21	29	.724	25	64	89	4.9	46	1	13	19	22	5	139	7.7
Totals	51-27	873	17.1	116	248	.468	6	25	.240	50	74	.676	61	152	213	4.2	127	4	27	63	45	16	288	5.6



#25 - MINDAUGAS KACINAS

SENIOR | FORWARD | 6'7" | 229 | 3 LETTERS

KLAIPEDA, LITHUANIA/WORD OF LIFE FIRE TRADITIONAL SCHOOL

SEASON NOTABLES

- Ranks seventh in Gamecock history in career field goal percentage (54.6%), after leading the team in the category the last two seasons
- Averaged 2.3 offensive rebounds per game as a junior
- DNP in exhibition vs. Allen due to lower back pain

KACINAS' CAREER HIGHS

Points

18, vs. Rider (Nov. 19, 2012)

Field Goals

8, vs. Rider (Nov. 19, 2012)

Field Goal Attempts

11, 3x, last at Clemson (Nov. 13, 2013)

3-Point Field Goals

2, twice, last vs. Florida (Jan. 7, 2015)

3-Point Field Goal Attempts

4, twice, last vs. Florida (Jan. 7, 2015)

Free Throws

6, 3x, last vs. N. Carolina A&T (Dec. 30, 2014)

Free Throw Attempts

8, twice, last vs. Auburn (March 12, 2014)

Rebounds

14, vs. Longwood (Nov. 9, 2013)

Assists

3, 4x, last vs. Oklahoma St. (Dec. 6, 2014)

Blocks

3, vs. Appalachian State (Dec. 19, 2012)

Steals

4, at Marshall (Dec. 1, 2014)

Minutes Played

36, 3x, last vs. Florida (March 4, 2014)

2015-16

Opponent	Date	GS	Min	FG-FGA	Pct	3FG-FGA	Pct	FT-FTA	Pct	Off	Def	Tot	Avg	PF	FO	A	TO	Blk	Stl	Pts	Avg	
Norfolk State	11/14/15																					
Oral Roberts	11/16/15																					
vs. DePaul	11/20/15																					
vs. TBD	11/21/22/15																					
vs. TBD	11/23/15																					
Lipscomb	11/27/15																					
Western Carolina	11/30/15																					
USF	12/5/15																					
Drexel	12/15/15																					
at Clemson	12/18/15																					
vs. St. John's	12/22/15																					
Francis Marion	12/30/15																					
Memphis	1/2/16																					
at Auburn	1/5/16																					
Vanderbilt	1/9/16																					
at Alabama	1/13/16																					
Missouri	1/16/16																					
at Ole Miss	1/19/16																					
at Tennessee	1/23/16																					
Mississippi State	1/26/16																					
Alabama	1/30/16																					
at Georgia	2/2/16																					
Texas A&M	2/6/16																					
LSU	2/10/16																					
Kentucky	2/13/16																					
at Missouri	2/16/16																					
Florida	2/20/16																					
Tennessee	2/24/16																					
at Mississippi State	2/27/16																					
Georgia	3/3/16																					
at Arkansas	3/5/16																					

CAREER STATISTICS

Season	GP-GS	Min	Avg	FG	FGA	Pct	3FG	3FGA	Pct	FT	FTA	Pct	Off	Def	Tot	Avg	PF	FO	Ast	TO	Blk	Stl	Pts	Avg
2012-13	31-9	606	19.5	57	110	.518	4	20	.200	34	50	.680	50	66	116	3.7	67	1	21	46	15	10	152	4.9
2013-14	34-27	818	24.1	70	126	.556	0	2	.000	50	77	.649	80	95	175	5.1	103	4	12	53	21	31	190	5.6
2014-15	33-0	710	21.5	74	132	.561	9	29	.310	43	59	.729	77	91	168	5.1	82	3	18	34	14	20	200	6.1
Totals	98-36	2134	21.8	201	368	.546	13	51	.255	127	186	.683	207	252	459	4.7	252	8	51	133	50	61	542	5.5

CAREER SEC STATISTICS

Season	GP-GS	Min	Avg	FG	FGA	Pct	3FG	3FGA	Pct	FT	FTA	Pct	Off	Def	Tot	Avg	PF	FO	Ast	TO	Blk	Stl	Pts	Avg
2013	17-4	255	15.0	16	40	.400	1	7	.143	11	16	.688	14	27	41	2.4	32	0	7	18	2	4	44	2.6
2014	18-11	382	21.2	34	57	.596	0	0	.000	24	36	.667	38	38	76	4.2	58	2	2	23	13	20	92	5.1
2015	18-0	375	20.8	40	72	.556	6	18	.333	19	30	.633	37	42	79	4.4	50	2	9	17	7	6	105	5.8
Totals	53-15	1012	19.1	90	169	.533	7	25	.280	54	82	.659	89	107	196	3.7	140	4	18	58	22	30	241	4.5



#20 - JUSTIN MCKIE

JUNIOR | GUARD | 6'4" | 197 | 2 LETTERS

COLUMBIA, S.C./IRMO

SEASON NOTABLES

- Put up career numbers in every major category as a sophomore, averaging 3.2 points and 1.8 rebounds in 11.3 minutes per game
- Tallied three points and three assists in exhibition vs. Allen

MCKIE'S CAREER HIGHS

Points

12, at Marshall (Dec. 1, 2014)

Field Goals

5, at Marshall (Dec. 1, 2014)

Field Goal Attempts

8, at Marshall (Dec. 1, 2014)

3-Point Field Goals

2, twice, last vs. UNC Asheville (Nov. 26, 2014)

3-Point Field Goal Attempts

3, twice, last at Marshall (Dec. 1, 2014)

Free Throws

4, vs. Florida (Jan. 7, 2015)

Free Throw Attempts

4, twice, last vs. Florida (Jan. 7, 2015)

Rebounds

4, 6x, last vs. Miss. State (Feb. 28, 2015)

Assists

2, 3x, last vs. Coker (Dec. 21, 2014)

Blocks

1, vs. Oklahoma St. (Dec. 6, 2014)

Steals

2, vs. Oklahoma St. (Dec. 6, 2014)

Minutes Played

23, vs. Miss. State (Feb. 28, 2015)

2015-16

Opponent	Date	GS	Min	FG-FGA	Pct	3FG-FGA	Pct	FT-FTA	Pct	Off	Def	Tot	Avg	PF	FO	A	TO	Blk	Stl	Pts	Avg	
Norfolk State	11/14/15																					
Oral Roberts	11/16/15																					
vs. DePaul	11/20/15																					
vs. TBD	11/21/22/15																					
vs. TBD	11/23/15																					
Lipscomb	11/27/15																					
Western Carolina	11/30/15																					
USF	12/5/15																					
Drexel	12/15/15																					
at Clemson	12/18/15																					
vs. St. John's	12/22/15																					
Francis Marion	12/30/15																					
Memphis	1/2/16																					
at Auburn	1/5/16																					
Vanderbilt	1/9/16																					
at Alabama	1/13/16																					
Missouri	1/16/16																					
at Ole Miss	1/19/16																					
at Tennessee	1/23/16																					
Mississippi State	1/26/16																					
Alabama	1/30/16																					
at Georgia	2/2/16																					
Texas A&M	2/6/16																					
LSU	2/10/16																					
Kentucky	2/13/16																					
at Missouri	2/16/16																					
Florida	2/20/16																					
Tennessee	2/24/16																					
at Mississippi State	2/27/16																					
Georgia	3/3/16																					
at Arkansas	3/5/16																					

CAREER STATISTICS

Season	GP-GS	Min	Avg	FG	FGA	Pct	3FG	3FGA	Pct	FT	FIA	Pct	Off	Def	Tot	Avg	PF	FO	Ast	TO	Blk	Stl	Pts	Avg
2013-14	17-0	80	4.7	3	17	.176	1	8	.125	2	4	.500	4	12	16	0.9	8	0	5	5	0	3	9	0.5
2014-15	25-0	282	11.3	26	67	.388	11	36	.306	18	23	.783	11	33	44	1.8	20	0	8	11	3	9	81	3.2
Totals	42-0	36	8.6	29	84	.345	12	44	.273	20	27	.741	15	45	60	1.4	28	0	13	16	3	12	90	2.1

CAREER SEC STATISTICS

Season	GP-GS	Min	Avg	FG	FGA	Pct	3FG	3FGA	Pct	FT	FIA	Pct	Off	Def	Tot	Avg	PF	FO	Ast	TO	Blk	Stl	Pts	Avg
2014	9-0	56	6.2	2	11	.182	1	5	.200	0	0	.000	1	9	10	1.1	7	0	5	5	0	2	5	0.6
2015	12-0	130	10.8	5	21	.238	2	11	.182	6	6	1.000	6	12	18	1.5	10	0	1	6	1	2	18	1.5
Totals	21-0	186	8.9	7	32	.219	3	16	.188	6	6	1.000	7	21	28	1.3	17	0	6	11	1	4	23	1.1



#10 - DUANE NOTICE

JUNIOR | GUARD | 6'2" | 218 | 2 LETTERS

WOODBIDGE, ONTARIO, CANADA/ST. THOMAS MORE

SEASON NOTABLES

- Is Carolina's top returning scorer after averaging 11.7 points per game last season, posting 20 double-figure scoring games, including three 20-point performances
- Also team's top returning threat from beyond the arc after hitting 36.3 percent of his attempts from 3 last season
- Scored three points, dished two assists in exhibition vs. Allen

NOTICE'S CAREER HIGHS

Points

27, at Marshall (Dec. 1, 2014)

Field Goals

10, at Marshall (Dec. 1, 2014)

Field Goal Attempts

18, twice, last at LSU (Jan. 28, 2015)

3-Point Field Goals

5, vs. Clemson (Dec. 20, 2014)

3-Point Field Goal Attempts

11, twice, last at Alabama (Feb. 24, 2015)

Free Throws

7, at Arkansas (Feb. 19, 2014)

Free Throw Attempts

10, at Georgia (Jan. 22, 2014)

Rebounds

8, vs. Auburn (March 12, 2014)

Assists

8, vs. SC State (Jan. 3, 2014)

Blocks

1, 7x, last vs. Miss. State (Feb. 28, 2015)

Steals

3, 3x, last vs. Texas A&M (Feb. 21, 2015)

Minutes Played

40, vs. Texas A&M (Feb. 21, 2015)

2015-16

Opponent	Date	GS	Min	FG-FGA	Pct	3FG-FGA	Pct	FT-FTA	Pct	Off	Def	Tot	Avg	PF	FO	A	TO	Blk	Stl	Pts	Avg	
Norfolk State	11/14/15																					
Oral Roberts	11/16/15																					
vs. DePaul	11/20/15																					
vs. TBD	11/21/22/15																					
vs. TBD	11/23/15																					
Lipscomb	11/27/15																					
Western Carolina	11/30/15																					
USF	12/5/15																					
Drexel	12/15/15																					
at Clemson	12/18/15																					
vs. St. John's	12/22/15																					
Francis Marion	12/30/15																					
Memphis	1/2/16																					
at Auburn	1/5/16																					
Vanderbilt	1/9/16																					
at Alabama	1/13/16																					
Missouri	1/16/16																					
at Ole Miss	1/19/16																					
at Tennessee	1/23/16																					
Mississippi State	1/26/16																					
Alabama	1/30/16																					
at Georgia	2/2/16																					
Texas A&M	2/6/16																					
LSU	2/10/16																					
Kentucky	2/13/16																					
at Missouri	2/16/16																					
Florida	2/20/16																					
Tennessee	2/24/16																					
at Mississippi State	2/27/16																					
Georgia	3/3/16																					
at Arkansas	3/5/16																					

CAREER STATISTICS

Season	GP-GS	Min	Avg	FG	FGA	Pct	3FG	3FGA	Pct	FT	FIA	Pct	Off	Def	Tot	Avg	PF	FO	Ast	TO	Blk	Stl	Pts	Avg
2013-14	34-22	856	25.2	90	237	.380	21	58	.362	78	116	.672	35	64	99	2.9	72	2	99	89	4	20	279	8.2
2014-15	33-33	987	29.9	127	337	.377	61	168	.363	72	91	.791	20	67	87	2.6	61	0	89	60	4	29	387	11.7
Totals	67-55	1843	27.5	217	574	.378	82	226	.363	150	207	.725	55	131	186	2.8	133	2	188	149	8	49	666	9.9

CAREER SEC STATISTICS

Season	GP-GS	Min	Avg	FG	FGA	Pct	3FG	3FGA	Pct	FT	FIA	Pct	Off	Def	Tot	Avg	PF	FO	Ast	TO	Blk	Stl	Pts	Avg
2014	18-14	516	28.7	48	133	.361	8	30	.267	46	71	.648	19	34	53	2.9	41	1	50	58	1	11	150	8.3
2015	17-17	511	30.1	58	184	.315	31	98	.316	24	33	.727	11	33	44	2.6	33	0	43	28	2	10	171	10.1
Totals	35-31	1027	29.3	106	317	.334	39	128	.305	70	104	.673	30	67	97	2.8	74	1	93	86	3	21	321	9.2



#0 - SINDARIUS THORNWELL

JUNIOR | GUARD | 6'5" | 215 | 2 LETTERS

LANCASTER, S.C./OAK HILL ACADEMY (WILSON, VA.)

SEASON NOTABLES

- Enters this season healthy after dealing with knee tendonitis last season
- Has 821 career points entering his junior campaign
- Has scored in double figures in 45 of his 67 career games, including nine 20-point performances
- Led all scorers with 17 points, while collecting three rebounds in exhibition vs. Allen

THORNWELL'S CAREER HIGHS

Points

26, at Georgia (Jan. 22, 2014)

Field Goals

9, 2x, last at Mississippi State (March 8, 2014)

Field Goal Attempts

24, vs. Charlotte (Nov. 21, 2014)

3-Point Field Goals

4, twice, last vs. Missouri (March 11, 2015)

3-Point Field Goal Attempts

10, twice, last vs. Charlotte (Nov. 21, 2014)

Free Throws

10, twice, last vs. Georgia (Feb. 22, 2014)

Free Throw Attempts

13, vs. Manhattan (Dec. 17, 2013)

Rebounds

11, 2x, last at Mississippi State (March 8, 2014)

Assists

9, vs. Auburn (Feb. 5, 2014)

Blocks

2, 6x, last vs. North Carolina A&T (Dec. 30, 2014)

Steals

6, vs. UNC Asheville (Nov. 26, 2014)

Minutes Played

40, vs. Georgia (Feb. 22, 2014)

2015-16

Opponent	Date	GS	Min	FG-FGA	Pct	3FG-FGA	Pct	FT-FTA	Pct	Off	Def	Tot	Avg	PF	FO	A	TO	Blk	Stl	Pts	Avg	
Norfolk State	11/14/15																					
Oral Roberts	11/16/15																					
vs. DePaul	11/20/15																					
vs. TBD	11/21/22/15																					
vs. TBD	11/23/15																					
Lipscomb	11/27/15																					
Western Carolina	11/30/15																					
USF	12/5/15																					
Drexel	12/15/15																					
at Clemson	12/18/15																					
vs. St. John's	12/22/15																					
Francis Marion	12/30/15																					
Memphis	1/2/16																					
at Auburn	1/5/16																					
Vanderbilt	1/9/16																					
at Alabama	1/13/16																					
Missouri	1/16/16																					
at Ole Miss	1/19/16																					
at Tennessee	1/23/16																					
Mississippi State	1/26/16																					
Alabama	1/30/16																					
at Georgia	2/2/16																					
Texas A&M	2/6/16																					
LSU	2/10/16																					
Kentucky	2/13/16																					
at Missouri	2/16/16																					
Florida	2/20/16																					
Tennessee	2/24/16																					
at Mississippi State	2/27/16																					
Georgia	3/3/16																					
at Arkansas	3/5/16																					

CAREER STATISTICS

Season	GP-GS	Min	Avg	FG	FGA	Pct	3FG	3FGA	Pct	FT	FIA	Pct	Off	Def	Tot	Avg	PF	FO	Ast	TO	Blk	Stl	Pts	Avg
2013-14	34-34	1007	29.6	143	370	.386	37	100	.370	131	178	.736	48	91	139	4.1	100	2	101	106	21	40	454	13.4
2014-15	33-33	1011	30.6	114	335	.340	38	142	.268	101	141	.716	50	111	161	4.9	83	3	73	71	11	43	367	11.1
Totals	67-67	2018	30.1	257	705	.365	75	242	.310	232	319	.727	98	202	300	4.5	183	5	174	177	32	83	821	12.3

CAREER SEC STATISTICS

Season	GP-GS	Min	Avg	FG	FGA	Pct	3FG	3FGA	Pct	FT	FIA	Pct	Off	Def	Tot	Avg	PF	FO	Ast	TO	Blk	Stl	Pts	Avg
2014	18-18	597	33.2	90	229	.393	21	60	.350	79	105	.752	29	56	85	4.7	55	2	72	75	13	21	280	15.6
2015	18-18	578	32.1	55	180	.306	23	83	.277	58	76	.763	24	52	76	4.2	47	2	39	44	3	19	191	10.6
Totals	36-36	1175	32.6	145	409	.355	44	143	.308	137	181	.757	53	108	161	4.5	102	4	111	119	16	40	471	13.1



#1 MARCUS STROMAN

SOPHOMORE | GUARD | 6'2" | 185 | 1 LETTER
COLUMBIA, S.C./KEENAN

SEASON NOTABLES

- Returns as team's top assist maker after posting 3.1 per game as a freshman last season
- Dished a team-high five assists and collected three steals in exhibition vs. Allen

STROMAN'S CAREER HIGHS

Points

26, at Georgia (Jan. 22, 2014)

Field Goals

9, 2x, last at Mississippi State (March 8, 2014)

Field Goal Attempts

24, vs. Charlotte (Nov. 21, 2014)

3-Point Field Goals

4, twice, last vs. Missouri (March 11, 2015)

3-Point Field Goal Attempts

10, twice, last vs. Charlotte (Nov. 21, 2014)

Free Throws

10, twice, last vs. Georgia (Feb. 22, 2014)

Free Throw Attempts

13, vs. Manhattan (Dec. 17, 2013)

Rebounds

11, 2x, last at Mississippi State (March 8, 2014)

Assists

9, vs. Auburn (Feb. 5, 2014)

Blocks

2, 6x, last vs. North Carolina A&T (Dec. 30, 2014)

Steals

6, vs. UNC Asheville (Nov. 26, 2014)

Minutes Played

40, vs. Georgia (Feb. 22, 2014)

2015-16

Opponent	Date	GS	Min	FG-FGA	Pct	3FG-FGA	Pct	FT-FTA	Pct	Off	Def	Tot	Avg	PF	FO	A	TO	Blk	Stl	Pts	Avg	
Norfolk State	11/14/15																					
Oral Roberts	11/16/15																					
vs. DePaul	11/20/15																					
vs. TBD	11/21/22/15																					
vs. TBD	11/23/15																					
Lipscomb	11/27/15																					
Western Carolina	11/30/15																					
USF	12/5/15																					
Drexel	12/15/15																					
at Clemson	12/18/15																					
vs. St. John's	12/22/15																					
Francis Marion	12/30/15																					
Memphis	1/2/16																					
at Auburn	1/5/16																					
Vanderbilt	1/9/16																					
at Alabama	1/13/16																					
Missouri	1/16/16																					
at Ole Miss	1/19/16																					
at Tennessee	1/23/16																					
Mississippi State	1/26/16																					
Alabama	1/30/16																					
at Georgia	2/2/16																					
Texas A&M	2/6/16																					
LSU	2/10/16																					
Kentucky	2/13/16																					
at Missouri	2/16/16																					
Florida	2/20/16																					
Tennessee	2/24/16																					
at Mississippi State	2/27/16																					
Georgia	3/3/16																					
at Arkansas	3/5/16																					

CAREER STATISTICS

Season	GP-GS	Min	Avg	FG	FGA	Pct	3FG	3FGA	Pct	FT	FIA	Pct	Off	Def	Tot	Avg	PF	FO	Ast	TO	Blk	Stl	Pts	Avg
2014-15	28-0	573	20.5	39	104	.375	2	18	.111	41	63	.651	16	57	73	2.6	61	0	87	57	4	22	121	4.3

CAREER SEC STATISTICS

Season	GP-GS	Min	Avg	FG	FGA	Pct	3FG	3FGA	Pct	FT	FIA	Pct	Off	Def	Tot	Avg	PF	FO	Ast	TO	Blk	Stl	Pts	Avg
2015	13-0	253	19.5	16	49	.327	1	11	.091	16	25	.640	5	17	22	1.7	31	0	34	24	2	10	49	3.8



#5 TEMARCUS BLANTON

R-FRESHMAN | GUARD | 6'5" | 215 | HS

LOCUST GROVE, GA./LUELLA

SEASON NOTABLES

- Returns after suffering a season-ending hip injury which required surgery during the 2014-15 preseason
- Scored seven points in just six minutes in exhibition vs. Allen

2015-16

Opponent	Date	GS	Min	FG-FGA	Pct	3FG-FGA	Pct	FT-FTA	Pct	Off	Def	Tot	Avg	PF	FO	A	TO	Blk	Sd	Pts	Avg	
Norfolk State	11/14/15																					
Oral Roberts	11/16/15																					
vs. DePaul	11/20/15																					
vs. TBD	11/21/22/15																					
vs. TBD	11/23/15																					
Lipscomb	11/27/15																					
Western Carolina	11/30/15																					
USF	12/5/15																					
Drexel	12/15/15																					
at Clemson	12/18/15																					
vs. St. John's	12/22/15																					
Francis Marion	12/30/15																					
Memphis	1/2/16																					
at Auburn	1/5/16																					
Vanderbilt	1/9/16																					
at Alabama	1/13/16																					
Missouri	1/16/16																					
at Ole Miss	1/19/16																					
at Tennessee	1/23/16																					
Mississippi State	1/26/16																					
Alabama	1/30/16																					
at Georgia	2/2/16																					
Texas A&M	2/6/16																					
LSU	2/10/16																					
Kentucky	2/13/16																					
at Missouri	2/16/16																					
Florida	2/20/16																					
Tennessee	2/24/16																					
at Mississippi State	2/27/16																					
Georgia	3/3/16																					
at Arkansas	3/5/16																					



#23 ERIC COBB

FRESHMAN | FORWARD | 6'9" | 296 | HS

JACKSONVILLE, FLA./ST. FANCIS ACADEMY (BALTIMORE)

SEASON NOTABLES

- Noted as a true post player who has the ability to play with his back to the basket
- 4-star prospect by several outlets
- Led the team with 14 rebounds, while adding eight points in exhibition vs. Allen

2015-16

Opponent	Date	GS	Min	FG-FGA	Pct	3FG-FGA	Pct	FT-FTA	Pct	Off	Def	Tot	Avg	PF	FO	A	TO	Blk	Sd	Pts	Avg	
Norfolk State	11/14/15																					
Oral Roberts	11/16/15																					
vs. DePaul	11/20/15																					
vs. TBD	11/21/22/15																					
vs. TBD	11/23/15																					
Lipscomb	11/27/15																					
Western Carolina	11/30/15																					
USF	12/5/15																					
Drexel	12/15/15																					
at Clemson	12/18/15																					
vs. St. John's	12/22/15																					
Francis Marion	12/30/15																					
Memphis	1/2/16																					
at Auburn	1/5/16																					
Vanderbilt	1/9/16																					
at Alabama	1/13/16																					
Missouri	1/16/16																					
at Ole Miss	1/19/16																					
at Tennessee	1/23/16																					
Mississippi State	1/26/16																					
Alabama	1/30/16																					
at Georgia	2/2/16																					
Texas A&M	2/6/16																					
LSU	2/10/16																					
Kentucky	2/13/16																					
at Missouri	2/16/16																					
Florida	2/20/16																					
Tennessee	2/24/16																					
at Mississippi State	2/27/16																					
Georgia	3/3/16																					
at Arkansas	3/5/16																					



#2 RAYMOND DOBY

FRESHMAN | FORWARD | 6'6" | 233 | HS

CAHOKIA, ILL./MONTROSE CHRISTIAN SCHOOL

SEASON NOTABLES

- 3-star prospect who will provide size and athleticism in the front court
- Collected one steal and one rebound in exhibition vs. Allen

2015-16

Opponent	Date	GS	Min	FG-FGA	Pct	3FG-FGA	Pct	FT-FTA	Pct	Off	Def	Tot	Avg	PF	FO	A	TO	Blk	Stl	Pts	Avg	
Norfolk State	11/14/15																					
Oral Roberts	11/16/15																					
vs. DePaul	11/20/15																					
vs. TBD	11/21/22/15																					
vs. TBD	11/23/15																					
Lipscomb	11/27/15																					
Western Carolina	11/30/15																					
USF	12/5/15																					
Drexel	12/15/15																					
at Clemson	12/18/15																					
vs. St. John's	12/22/15																					
Francis Marion	12/30/15																					
Memphis	1/2/16																					
at Auburn	1/5/16																					
Vanderbilt	1/9/16																					
at Alabama	1/13/16																					
Missouri	1/16/16																					
at Ole Miss	1/19/16																					
at Tennessee	1/23/16																					
Mississippi State	1/26/16																					
Alabama	1/30/16																					
at Georgia	2/2/16																					
Texas A&M	2/6/16																					
LSU	2/10/16																					
Kentucky	2/13/16																					
at Missouri	2/16/16																					
Florida	2/20/16																					
Tennessee	2/24/16																					
at Mississippi State	2/27/16																					
Georgia	3/3/16																					
at Arkansas	3/5/16																					



#15 PJ DOZIER

FRESHMAN | GUARD | 6'6" | 200 | HS
COLUMBIA, S.C./SPRING VALLEY

SEASON NOTABLES

- Highly-touted recruit and noted as one of the top point guards in the nation in his class
- Rated as the No. 19 overall prospect by ESPN.com
- 2015 McDonald's All-American and 2014-15 Gatorade Player of the Year in the State of South Carolina
- Dished four assists with two steals, seven points and seven rebounds in exhibition vs. Allen

2015-16

Opponent	Date	GS	Min	FG-FGA	Pct	3FG-FGA	Pct	FT-FTA	Pct	Off	Def	Tot	Avg	PF	FO	A	TO	Blk	Stl	Pts	Avg	
Norfolk State	11/14/15																					
Oral Roberts	11/16/15																					
vs. DePaul	11/20/15																					
vs. TBD	11/21/22/15																					
vs. TBD	11/23/15																					
Lipscomb	11/27/15																					
Western Carolina	11/30/15																					
USF	12/5/15																					
Drexel	12/15/15																					
at Clemson	12/18/15																					
vs. St. John's	12/22/15																					
Francis Marion	12/30/15																					
Memphis	1/2/16																					
at Auburn	1/5/16																					
Vanderbilt	1/9/16																					
at Alabama	1/13/16																					
Missouri	1/16/16																					
at Ole Miss	1/19/16																					
at Tennessee	1/23/16																					
Mississippi State	1/26/16																					
Alabama	1/30/16																					
at Georgia	2/2/16																					
Texas A&M	2/6/16																					
LSU	2/10/16																					
Kentucky	2/13/16																					
at Missouri	2/16/16																					
Florida	2/20/16																					
Tennessee	2/24/16																					
at Mississippi State	2/27/16																					
Georgia	3/3/16																					
at Arkansas	3/5/16																					



#4 JAMALL GREGORY

FRESHMAN | GUARD | 6'2" | 202 | HS

WASHINGTON, D.C./COOLIDGE

SEASON NOTABLES

- Very athletic guard who averaged 21 points per game during his senior season of high school
- Dished three assists in exhibition win vs. Allen

2015-16

Opponent	Date	GS	Min	FG-FGA	Pct	3FG-FGA	Pct	FT-FTA	Pct	Off	Def	Tot	Avg	PF	FO	A	TO	Blk	Sd	Pts	Avg	
Norfolk State	11/14/15																					
Oral Roberts	11/16/15																					
vs. DePaul	11/20/15																					
vs. TBD	11/21/22/15																					
vs. TBD	11/23/15																					
Lipscomb	11/27/15																					
Western Carolina	11/30/15																					
USF	12/5/15																					
Drexel	12/15/15																					
at Clemson	12/18/15																					
vs. St. John's	12/22/15																					
Francis Marion	12/30/15																					
Memphis	1/2/16																					
at Auburn	1/5/16																					
Vanderbilt	1/9/16																					
at Alabama	1/13/16																					
Missouri	1/16/16																					
at Ole Miss	1/19/16																					
at Tennessee	1/23/16																					
Mississippi State	1/26/16																					
Alabama	1/30/16																					
at Georgia	2/2/16																					
Texas A&M	2/6/16																					
LSU	2/10/16																					
Kentucky	2/13/16																					
at Missouri	2/16/16																					
Florida	2/20/16																					
Tennessee	2/24/16																					
at Mississippi State	2/27/16																					
Georgia	3/3/16																					
at Arkansas	3/5/16																					



#31 JARRELL HOLLIMAN

R-SOPHOMORE | FORWARD | 6'7" | 200 | HS

ALPHARETTA, GA./ALPHARETTA/ELMHURST COLLEGE

SEASON NOTABLES

- Walk-on transfer from Elmhurst College
- Saw action in two games at Elmhurst
- Scored two points and collected one steal in exhibition vs. Allen

2015-16

Opponent	Date	GS	Min	FG-FGA	Pct	3FG-FGA	Pct	FT-FTA	Pct	Off	Def	Tot	Avg	PF	FO	A	TO	Blk	Stl	Pts	Avg	
Norfolk State	11/14/15																					
Oral Roberts	11/16/15																					
vs. DePaul	11/20/15																					
vs. TBD	11/21/22/15																					
vs. TBD	11/23/15																					
Lipscomb	11/27/15																					
Western Carolina	11/30/15																					
USF	12/5/15																					
Drexel	12/15/15																					
at Clemson	12/18/15																					
vs. St. John's	12/22/15																					
Francis Marion	12/30/15																					
Memphis	1/2/16																					
at Auburn	1/5/16																					
Vanderbilt	1/9/16																					
at Alabama	1/13/16																					
Missouri	1/16/16																					
at Ole Miss	1/19/16																					
at Tennessee	1/23/16																					
Mississippi State	1/26/16																					
Alabama	1/30/16																					
at Georgia	2/2/16																					
Texas A&M	2/6/16																					
LSU	2/10/16																					
Kentucky	2/13/16																					
at Missouri	2/16/16																					
Florida	2/20/16																					
Tennessee	2/24/16																					
at Mississippi State	2/27/16																					
Georgia	3/3/16																					
at Arkansas	3/5/16																					



#21 JOHN RAGIN

FRESHMAN | GUARD | 6'2" | 177 | HS
 EASTOVER, S.C./CARDINAL NEWMAN

SEASON NOTABLES

- Walk-on from Cardinal Newman High School in Columbia
- Named all-state, all-region, all-conference during his senior season of high school
- Collected two rebounds in exhibition vs. Allen

2015-16

Opponent	Date	GS	Min	FG-FGA	Pct	3FG-FGA	Pct	FT-FTA	Pct	Off	Def	Tot	Avg	PF	FO	A	TO	Blk	Stl	Pts	Avg	
Norfolk State	11/14/15																					
Oral Roberts	11/16/15																					
vs. DePaul	11/20/15																					
vs. TBD	11/21/22/15																					
vs. TBD	11/23/15																					
Lipscomb	11/27/15																					
Western Carolina	11/30/15																					
USF	12/5/15																					
Drexel	12/15/15																					
at Clemson	12/18/15																					
vs. St. John's	12/22/15																					
Francis Marion	12/30/15																					
Memphis	1/2/16																					
at Auburn	1/5/16																					
Vanderbilt	1/9/16																					
at Alabama	1/13/16																					
Missouri	1/16/16																					
at Ole Miss	1/19/16																					
at Tennessee	1/23/16																					
Mississippi State	1/26/16																					
Alabama	1/30/16																					
at Georgia	2/2/16																					
Texas A&M	2/6/16																					
LSU	2/10/16																					
Kentucky	2/13/16																					
at Missouri	2/16/16																					
Florida	2/20/16																					
Tennessee	2/24/16																					
at Mississippi State	2/27/16																					
Georgia	3/3/16																					
at Arkansas	3/5/16																					



#30 CHRIS SILVA

FRESHMAN | FORWARD | 6'9" | 220 | HS
LIBREVILLE, GABON/ROSELLE (N.J.)

SEASON NOTABLES

- Has only been playing organized basketball for a few years
- Native of Gabon, who played high school basketball in the United States
- Extremely athletic
- A four-star prospect by several outlets, including ESPN.com
- Earned the start in exhibition win vs. Allen, scoring seven points and pulling down 10 rebounds

2015-16

Opponent	Date	GS	Min	FG-FGA	Pct	3FG-FGA	Pct	FT-FTA	Pct	Off	Def	Tot	Avg	PF	FO	A	TO	Blk	Sd	Pts	Avg	
Norfolk State	11/14/15																					
Oral Roberts	11/16/15																					
vs. DePaul	11/20/15																					
vs. TBD	11/21/22/15																					
vs. TBD	11/23/15																					
Lipscomb	11/27/15																					
Western Carolina	11/30/15																					
USF	12/5/15																					
Drexel	12/15/15																					
at Clemson	12/18/15																					
vs. St. John's	12/22/15																					
Francis Marion	12/30/15																					
Memphis	1/2/16																					
at Auburn	1/5/16																					
Vanderbilt	1/9/16																					
at Alabama	1/13/16																					
Missouri	1/16/16																					
at Ole Miss	1/19/16																					
at Tennessee	1/23/16																					
Mississippi State	1/26/16																					
Alabama	1/30/16																					
at Georgia	2/2/16																					
Texas A&M	2/6/16																					
LSU	2/10/16																					
Kentucky	2/13/16																					
at Missouri	2/16/16																					
Florida	2/20/16																					
Tennessee	2/24/16																					
at Mississippi State	2/27/16																					
Georgia	3/3/16																					
at Arkansas	3/5/16																					

THE LAST TIME IN SOUTH CAROLINA BASKETBALL...

AN INDIVIDUAL ...

Scored 20 or more points:	South Carolina: Duane Notice (20), vs. Georgia, March 13, 2015 in Nashville, Tenn. Opponent: Bobby Portis (24), Arkansas, March 5, 2015 in Columbia, S.C.
Scored 30 or more points:	South Carolina: Brenton Williams (32) at Missouri, Jan. 25, 2014 in Columbia, Mo. Opponent: Andrew Rowsey (30), UNC Asheville, Nov. 26, 2014 in Columbia, S.C.
Scored 35 or more points:	South Carolina: Brenton Williams (38) vs. Miss. State, March 6, 2013 in Columbia, S.C. Opponent: Michael Frazier II (37), Florida, March 4, 2014 in Columbia, S.C.
Scored 40 or more points:	South Carolina: N/A thru 1992-93 season Opponent: Austin Carr (43), Notre Dame, Dec. 30, 1969 in New Orleans, La.
Collected 20 or more rebounds:	South Carolina: Emmett Hall (23), vs. College of Charleston, Dec. 22, 1993 in Columbia, S.C. Opponent: Ekpe Udoh (20), Baylor, Jan. 2, 2010 in Columbia, S.C.
Collected 15 or more rebounds:	South Carolina: Lakeem Jackson (15), vs. UALR, Nov. 25, 2012 in Puerto Vallarta, Mexico Opponent: Trey James (15), Coker, Dec. 21, 2014 in Columbia, S.C.
Made 12 or more field goals:	South Carolina: Devan Downey (12) vs. Georgia, Jan. 30, 2010 in Columbia, S.C. Opponent: Michael Frazier II (12), Florida, March 4, 2014 in Columbia, S.C.
Made 10 or more field goals:	South Carolina: Duane Notice (10), at Marshall Dec. 1, 2014 in Huntington, W.Va. Opponent: Craig Sword (10), Mississippi State, Feb. 28, 2015 in Columbia, S.C.
Attempted 20 or more field goals:	South Carolina: Sindarius Thornwell (24), vs. Charlotte Nov. 21, 2014 in Charleston, S.C. Opponent: Michael Frazier II (21), Florida, March 4, 2014 in Columbia, S.C.
Attempted 25 or more field goals:	South Carolina: Devan Downey, 25, at Kentucky, Feb. 25, 2010 in Lexington, Ky. Opponent: Kemmy Burgess (Alaska-Anchorage), 26, Nov. 24, 2005 in Anchorage, Alaska
Dished 10 or more assists:	South Carolina: Devan Downey, 11, vs. LSU, March 13, 2008 in Atlanta, Ga. Opponent: 11, Dee Bost, Mississippi State, Feb. 29, 2012 in Columbia, S.C.
Swiped 5 or more steals:	South Carolina: Sindarius Thornwell, 6 vs. UNC Asheville, Nov. 26, 2014 in Columbia, S.C. Opponent: 5, Allen Payne, Auburn, Feb. 26, 2014 in Auburn, Ala.
Blocked 5 or more shots:	South Carolina: Damontre Harris, 5, vs. Georgia, Feb. 15, 2012 in Columbia, S.C. Opponent: Jarell Martin and Jordan Mickey (6), LSU, Jan. 28, 2015 in Baton Rouge, La.
Made 5 or more 3-point field goals:	South Carolina: Duane Notice (5), vs. Clemson Dec. 19, 2014 in Columbia, S.C. Opponent: Anthlon Bell (5), Arkansas, March 5, 2015 in Columbia, S.C.
Attempted 8 or more 3-point field goals:	South Carolina: Duane Notice (8), vs. Ole Miss, March 12, in Nashville, Tenn. Opponent: Josh Richardson (10), Tennessee, March 7, 2015 in Knoxville, Tenn.
Made 10 or more free throws:	South Carolina: Tyrone Johnson (13), vs. Mississippi State, Feb. 28, 2015 in Columbia, S.C. Opponent: J.J. Frazier (11), Georgia, Jan. 31, 2015 in Athens, Ga.
Attempted 15 or more free throws:	South Carolina: Tyrone Johnson (15) vs. Mississippi State, Feb. 28, 2015 in Columbia, S.C. Opponent: Shawn Smith (15), Marshall (Dec. 30, 2013) in Columbia, S.C.
Played all 40 minutes of regulation:	South Carolina: Duane Notice, vs. Texas A&M, Feb. 21, 2015 in Columbia, S.C. Opponent: Frank Sullivan, Auburn, Jan. 12, 2013 in Columbia, S.C.
A player hit a last-second shot (within 3 seconds) to win a game:	South Carolina: Tyrone Johnson (Free Throws) vs. Ole Miss, March 12, in Nashville, Tenn. Opponent: Brian Bryant, Mississippi State, Feb. 29, 2012 in Columbia, S.C.
A player had a double-double:	South Carolina: Laimonas Chatkevicius (15 points, 11 rebounds), at Auburn, Jan. 17, 2015 in Auburn, Ala. Opponent: Yante Maten (13 points, 10 rebounds), Georgia, March 13, 2015, in Nashville, Tenn.
Two or more players had a double-double:	S. Carolina: Michael Carrera (23 points, 10 rebounds) and Lakeem Jackson (11 points, 11 rebounds) at LSU, Jan. 16, 2013 in Baton Rouge, La. Opponent: Alex Oriakhi (18 points, 11 rebounds), Earnest Ross (21 points, 10 rebounds) Missouri, Jan. 22, 2013 in Columbia, Mo.
A player had a triple-double:	South Carolina: Sam Muldrow (16 points, 14 rebounds, 10 blocks) vs. Vanderbilt, Jan. 8, 2011 in Columbia, S.C. <i>*** Only second triple-double in South Carolina history (Chuck Eidson (25 points, 10 rebounds, 10 assists) vs. SC State, Nov. 29, 2002 in Columbia, S.C.</i> Opponent: Daniel Hackett (Southern California - 22 points, 10 rebounds, 10 assists), Nov. 17, 2007 in Columbia, S.C.
Scored 30 or more points in back-to-back games:	South Carolina: Devan Downey, 30 vs. Kentucky, Jan. 26, 2010 in Columbia, S.C. 33 vs. Georgia, Jan. 30, 2010, in Columbia, S.C.
Scored 25 or more points in back-to-back games:	South Carolina: Devan Downey, 33 vs. Georgia, Jan. 30, 2010, in Columbia, S.C. 26 at Tennessee, Feb. 6, 2010 in Knoxville, Tenn.

A TEAM ...

Scored 100 or more points:	South Carolina: 103 vs. The Citadel, Nov. 12, 2007 in Columbia, S.C. Opponent: 107, Vanderbilt, Feb. 17, 1996 in Nashville, Tenn.
Scored 50 points or less:	South Carolina: 46, vs. Florida, March 4, 2014 in Columbia S.C. Opponent: 50, Georgia, Jan. 31, 2015 in Athens, Ga.
Scored 50 points in a half:	South Carolina: 52 (2nd half) vs. UNC Asheville Nov. 26, 2014 in Columbia, S.C. Opponent: 52 (2nd half) vs. Georgia Jan. 22, 2014 in Athens, Ga.
Failed to score 25 points in a half:	South Carolina: 24 (2nd Half), at Tennessee, March 7, 2015 in Knoxville, Tenn. Opponent: 24 (1st half), Ole Miss, March 12, in Nashville, Tenn.

Collected 50 or more rebounds:	South Carolina: 50, vs. Longwood, Nov. 9, 2013 in Columbia, S.C. Opponent: 52, WKU, Nov. 27, 2010 in Bowling Green, Ky.
Shot 60% or better from the field:	South Carolina: 60.8% (31-51) at Western Carolina, Nov. 18, 2005 in Cullowhee, N.C. Opponent: 69.6% (32-46) Missouri, Feb. 28, 2013 in Columbia, S.C.
Shot 50% or better from the field:	South Carolina: 51.2% (21-41), at Tennessee, March 7, 2015 in Knoxville, Tenn. Opponent: 50.0% (21-42) Alabama, Feb. 24, Tuscaloosa, Ala.
Shot less than 30% from the field:	South Carolina: 27.1% (16-59), vs. Texas A&M, Feb. 21, 2015 in Columbia, S.C. Opponent: 28.6% (16-56), Marshall, Dec. 1, 2014 in Huntington, W.Va.
Shot 50% or better from 3-point range (at least 10 attempts):	South Carolina: 73.3% (11-15), vs. Auburn, March 12, Atlanta, Ga. Opponent 50.0% (7-14), Missouri, Feb. 10, 2015 in Columbia, S.C.
Shot 20% or less from 3-point range (at least 10 attempts):	South Carolina: 15.0% (3-20), at Kentucky, Feb. 14, 2015 in Lexington, Ky. Opponent: 15.4 % (2-13), Arkansas, Feb. 3, 2015 in Fayetteville, Ark.
Dished 20 or more assists:	South Carolina: 20, vs. North Carolina A&T, Dec. 30, 2014 in Columbia, S.C. Opponent: 21, Georgia, Jan. 22, 2014 in Athens, Ga.
Made 35 or more shots:	South Carolina: 35 vs. Elon, Nov. 19, 2010 in Columbia, S.C. Opponent: 35, vs. Tennessee, March 5, 2009 in Columbia, S.C.
Attempted 80 or more shots:	South Carolina: 83 vs. WKU Nov. 27, 2010 in Bowling Green, Ky. Opponent: 83, LSU, Feb. 10, 1996 in Columbia, S.C.
Attempted 70 or more shots:	South Carolina: 72, vs. Providence, Dec. 1, 2011 in Columbia, S.C. Opponent: 71, Arkansas, Feb. 3, 2015 in Fayetteville, Ark.
Made 10 or more 3-pointers:	South Carolina: 11 vs. Auburn, March 12, 2014 in Atlanta, Ga. Opponent: 10, Texas A&M, Feb. 21, 2015 in Columbia, S.C.
Did not make a 3-pointer:	South Carolina: 0, vs. Milwaukee, Nov. 11, 2012 in Columbia, S.C. Opponent: 0, Miss. State, Jan. 9, 2013 in Starkville, Miss.
Attempted 30 or more 3-pointers:	South Carolina: 31 vs. Alabama, Jan. 25, 2012 in Columbia, S.C. Opponent: 32, North Florida, Nov. 14, 2014 in Columbia, S.C.
Attempted 25 or more 3-pointers:	South Carolina: 26 vs. Texas A&M, Feb. 21, 2015 in Columbia, S.C. Opponent: 25, Tennessee, March 7, 2015 in Knoxville, Tenn.
Made 30 or more free throws:	South Carolina: 30 vs. Arkansas, March 13, 2014 in Atlanta, Ga. Opponent: 33, Kentucky, March 1, 2014 in Columbia, S.C.
Attempted 40 or more free throws:	South Carolina: 41 vs. Arkansas, March 13, 2014 in Atlanta, Ga. Opponent: 42, Kentucky, March 1, 2014 in Columbia, S.C.
Swiped 15 or more steals:	South Carolina: 15 vs. Vanderbilt, Jan. 16, 2010 in Columbia, S.C. Opponent: 17, Florida, March 4, 2014 in Columbia, S.C.
Blocked 12 or more shots:	South Carolina: 12, vs. Vanderbilt, Jan. 8, 2011 in Columbia, S.C. Opponent: 13, LSU, Jan. 28, 2015 in Baton Rouge, La.
Blocked 8 or more shots:	South Carolina: 9, vs. Coker, Dec. 21, 2014 in Columbia, S.C. Opponent: 8, Arkansas, Feb. 3, 2015 in Fayetteville, Ark.
Won by 30 or more points:	South Carolina: 37, vs. North Carolina A&T, Dec. 30, 2014 in Columbia, S.C. Opponent: 34, Kentucky, Feb. 14, 2015 in Lexington, Ky.
Won by 20 or more points:	South Carolina: 37, vs. North Carolina A&T, Dec. 30, 2014 in Columbia, S.C. Opponent: 34, at Kentucky, Feb. 14, 2015 in Lexington, Ky.
Played a single overtime game:	Win: 82-73 at LSU, Jan. 16, 2013 in Baton Rouge, La. Loss: 62-54 at Georgia, Feb. 23, 2013 in Athens, Ga.
Played a double overtime game:	Win: 87-85 vs. WKU, Nov. 27, 2010 in Bowling Green, Ky. Loss: 98-88 vs. Louisville, Feb. 20, 1988 in Columbia, S.C.
South Carolina played a No. 1 Team in the country:	Win: 68-62 vs. Kentucky, Jan. 26, 2010 in Columbia, S.C. Loss: 77-43 loss at Kentucky, Feb. 14, 2015 in Lexington, Ky.
South Carolina played a top-5 opponent:	Win: 68-62 vs. No. 1/1 Kentucky, Jan. 26, 2010 in Columbia, S.C. Loss: 75-36 loss to No. 4/4 Florida, Jan. 30, 2013 in Gainesville, Fla.
South Carolina played a top-10 opponent:	Win: 64-60 vs. No. 9/9 Iowa State, Jan. 3, 2015 in Brooklyn, N.Y. Loss: 58-43 loss vs. Kentucky, Jan. 24, 2015 in Columbia, S.C.
South Carolina played a top-25 opponent:	Win: 64-60 vs. No. 9/9 Iowa State, Jan. 3, 2015 in Brooklyn, N.Y. Loss: 78-74 loss vs. No. 18/18 Arkansas, March 5, 2015 in Columbia, S.C.
South Carolina defeated a ranked opponent:	Home: Win: 72-67 win over No. 17/15 Kentucky, March 1, 2014 in Columbia, S.C. Away: 77-73 at No. 13/19 Vanderbilt, March 6, 2010 in Nashville, Tenn. Neutral: 64-60 vs. No. 9/9 Iowa State, Jan. 3, 2015 in Brooklyn, N.Y. SEC Home: Win: 72-67 win over No. 17/15 Kentucky, March 1, 2014 in Columbia, S.C. SEC Away: 77-73 at No. 13/19 Vanderbilt, March 6, 2010 in Nashville, Tenn. Non-conference away: 85-84 at No. 19/20 Baylor, Jan. 2, 2009 in Waco, Texas
A South Carolina win opened the season:	Home: 81-56, vs. North Florida, Nov. 14, 2014 in Columbia, S.C. Away: 81-63 win at Western Carolina, Nov. 12, 2005 in Cullowhee, N.C.
South Carolina opened SEC play:	Neutral: 74-61 win vs. Chaminade, Nov. 19, 2001 in Maui, Hawaii (Maui Invite) Home: 72-68 loss vs. Florida, Jan. 7, 2015 in Gainesville, Fla. Away: 74-58 loss at No. 10/11 Florida, Jan. 8, 2014 in Gainesville, Fla.

Official Basketball Box Score -- Game Totals -- Final Statistics
 Allen University vs South Carolina
 11/8/15 4 p.m. ET at Columbia, S.C. (Colonial Life Arena)

Allen University 43 • 2-2

##	Player	f	Total		3-Ptr		Rebounds			PF	TP	A	TO	Blk	Stl	Min
			FG-FGA	FT-FTA	FG-FGA	FT-FTA	Off	Def	Tot							
01	MARSHALL, Donald	f	2-11	1-4	2-10	0	5	5	1	7	0	2	4	1	36	
03	WADE, Sherod	f	1-7	0-3	0-2	1	5	6	4	2	1	5	0	2	31	
24	MCCORD, Derrick	f	1-7	0-4	0-1	3	1	4	1	2	0	3	1	0	21	
12	DIX, Markez	c	1-3	0-0	0-0	2	1	3	4	2	0	2	1	2	20	
04	JONES, Mark	g	0-1	0-0	0-0	0	2	2	2	0	3	3	0	1	19	
10	HARRIS, Avery		1-5	0-0	0-2	0	0	0	2	2	1	1	0	0	10	
11	MAN, See		0-2	0-0	0-2	0	0	0	0	0	1	0	0	0	2	
13	FITZGERALD, Seth		0-5	0-0	0-3	0	0	0	0	0	2	0	0	0	9	
14	JOHNSON, Emaray		2-4	1-2	1-3	0	0	0	0	6	0	3	0	1	15	
15	SMITH, Sean		2-6	0-1	0-1	0	1	1	0	4	2	0	0	2	16	
20	WILSON, Richard		1-1	0-0	0-0	0	0	0	0	2	0	1	0	1	2	
22	DRUMMER, Ivory		3-4	0-2	3-3	1	1	2	1	9	0	1	0	0	11	
23	STRONG, Latroy		2-3	1-2	2-2	0	1	1	1	7	0	0	0	0	7	
34	DOBY, Anferenee		0-0	0-0	0-0	0	0	0	0	0	0	0	0	0	1	
Team						3	1	4								
Totals			16-59	3-18	8-29	10	18	28	16	43	10	21	6	10	200	

FG % 1st Half: 7-28 25.0% 2nd half: 9-31 29.0% Game: 16-59 27.1% Deadball
 3FG % 1st Half: 5-12 41.7% 2nd half: 3-17 17.6% Game: 8-29 27.6% Rebounds
 FT % 1st Half: 2-8 25.0% 2nd half: 1-10 10.0% Game: 3-18 16.7% 8,3

South Carolina 71 • 0-0

##	Player	f	Total		3-Ptr		Rebounds			PF	TP	A	TO	Blk	Stl	Min
			FG-FGA	FT-FTA	FG-FGA	FT-FTA	Off	Def	Tot							
14	CHATKEVICIUS, L.	f	6-9	0-3	0-1	5	8	13	3	12	0	0	2	2	21	
24	CARRERA, Michael	f	2-4	0-0	1-1	2	1	3	5	5	0	2	0	2	8	
30	SILVA, Chris	f	1-5	5-6	0-0	5	5	10	4	7	0	3	1	0	16	
00	THORNWELL, Sindarius	g	6-9	2-4	3-6	1	2	3	0	17	1	2	1	1	17	
10	NOTICE, Duane	g	1-8	0-0	1-7	2	2	4	0	3	2	1	0	0	22	
01	STROMAN, Marcus		0-2	0-0	0-1	0	0	0	0	0	5	2	0	3	21	
02	DOBY, Raymond		0-3	0-0	0-0	0	1	1	0	0	0	1	0	1	13	
04	GREGORY, Jamall		0-2	0-0	0-1	0	1	1	0	0	3	0	0	1	12	
05	BLANTON, TeMarcus		3-6	0-0	1-3	2	1	3	0	7	0	2	0	0	6	
15	DOZIER, PJ		3-13	0-0	1-4	3	4	7	2	7	4	6	0	2	20	
20	MCKIE, Justin		1-4	0-0	1-3	0	0	0	1	3	3	1	1	0	13	
21	RAGIN, John		0-1	0-0	0-1	1	1	2	0	0	0	1	0	0	4	
23	COBB, Eric		4-9	0-0	0-0	4	10	14	3	8	0	3	1	0	23	
31	HOLLIMAN, Jarrell		1-1	0-0	0-0	1	0	1	0	2	0	1	0	1	4	
Team						4	3	7			1					
Totals			28-76	7-13	8-28	30	39	69	18	71	18	26	6	13	200	

FG % 1st Half: 14-35 40.0% 2nd half: 14-41 34.1% Game: 28-76 36.8% Deadball
 3FG % 1st Half: 4-15 26.7% 2nd half: 4-13 30.8% Game: 8-28 28.6% Rebounds
 FT % 1st Half: 4-6 66.7% 2nd half: 3-7 42.9% Game: 7-13 53.8% 3,1

Officials: John Hampton, Ted Valentine, JB Derosa
 Technical fouls: Allen University-None. South Carolina-None.
 Attendance: 4051
 Exhibition

Score by periods	1st	2nd	Total
Allen University	21	22	43
South Carolina	36	35	71

	In	Off	2nd	Fast	
Points	Paint	T/O	Chance	Break	Bench
AU	12	10	4	4	30
SC	38	25	35	16	27

Last FG - AU 2nd-00:02, SC 2nd-01:33.
 Largest lead - AU None, SC by 34 2nd-01:55.
 AU led for 00:00. SC led for 38:40. Game was tied for 01:06.

Score tied - 0 times.
 Lead changed - 0 times.



South Carolina Basketball
South Carolina Combined Team Statistics (as of Mar 14, 2015)
All games

RECORD:	OVERALL	HOME	AWAY	NEUTRAL
ALL GAMES	17-16	10-6	3-7	4-3
CONFERENCE	6-12	4-5	2-7	0-0
NON-CONFERENCE	11-4	6-1	1-0	4-3

#	Player	gp-gs	min	avg	Total		3-Point		F-Throw		Rebounds				pf	dq	a	to	blk	stl	pts	avg
					fg-fga	fg%	3fg-fga	3fg%	ft-fa	ft%	off	def	tot	avg								
10	NOTICE, Duane	33-33	987	29.9	127-337	.377	61-168	.363	72-91	.791	20	67	87	2.6	61	0	89	60	4	29	387	11.7
00	THORNWELL, Sindari	33-33	1011	30.6	114-335	.340	38-142	.268	101-141	.716	50	111	161	4.9	83	3	73	71	11	43	367	11.1
04	JOHNSON, Tyrone	33-33	981	29.7	97-268	.362	28-96	.292	93-112	.830	16	73	89	2.7	69	0	114	63	9	40	315	9.5
14	CHATKEVICIUS, L.	33-26	753	22.8	118-237	.498	8-27	.296	40-55	.727	52	120	172	5.2	74	2	21	45	44	11	284	8.6
24	CARRERA, Michael	30-21	635	21.2	70-167	.419	12-39	.308	62-88	.705	65	107	172	5.7	88	3	12	32	20	12	214	7.1
25	KACINAS, Mindaugas	33-0	710	21.5	74-132	.561	9-29	.310	43-59	.729	77	91	168	5.1	82	3	18	34	14	20	200	6.1
21	HENRY, Demetrius	21-19	410	19.5	52-102	.510	1-3	.333	22-35	.629	27	49	76	3.6	69	4	6	34	19	7	127	6.0
01	STROMAN, Marcus	28-0	573	20.5	39-104	.375	2-18	.111	41-63	.651	16	57	73	2.6	61	0	87	57	4	22	121	4.3
20	MCKIE, Justin	25-0	282	11.3	26-67	.388	11-36	.306	18-23	.783	11	33	44	1.8	20	0	8	11	3	9	81	3.2
35	STEELE, Brian	21-0	179	8.5	11-47	.234	9-38	.237	4-4	1.000	2	10	12	0.6	20	0	8	5	1	7	35	1.7
12	SHEPPARD, Shamiek	7-0	48	6.9	5-18	.278	1-1	1.000	0-2	.000	6	3	9	1.3	6	0	1	2	4	5	11	1.6
15	THEUS JR., Reggie	13-0	31	2.4	2-5	.400	0-2	.000	0-0	.000	1	1	2	0.2	1	0	0	2	0	3	4	0.3
Team											63	50	113				8					
Total.....		33	6600		735-1819	.404	180-599	.301	496-673	.737	406	772	1178	35.7	634	15	437	424	133	208	2146	65.0
Opponents.....		33	6600		658-1699	.387	196-617	.318	534-744	.718	355	748	1103	33.4	623	-	338	456	136	196	2046	62.0

TEAM STATISTICS	SC	OPP	Date	Opponent	Score	Att.	
SCORING	2146	2046	11/14/14	UNF	w 81-56	10473	
Points per game	65.0	62.0	! 11/18/14	BAYLOR	L 65-69	13291	
Scoring margin	+3.0	-	& 11/20/14	vs Cornell	w 69-45	2517	
FIELD GOALS-ATT	735-1819	658-1699	& 11/21/14	vs Charlotte	L 63-65	2430	
Field goal pct	.404	.387	& 11/23/14	vs Akron	L 63-68	1523	
3 POINT FG-ATT	180-599	196-617	11/26/14	UNC ASHEVILLE	w 89-75	8330	
3-point FG pct	.301	.318	12/1/14	at Marshall	w 77-59	5013	
3-pt FG made per game	5.5	5.9	^ 12/6/14	OKLAHOMA STATE	w 75-49	12007	
FREE THROWS-ATT	496-673	534-744	12/19/14	CLEMSON	w 68-45	11992	
Free throw pct	.737	.718	12/21/14	COKER	w 78-52	8419	
F-Throws made per game	15.0	16.2	12/30/14	NORTH CAROLINA A&T	w 91-54	8156	
REBOUNDS	1178	1103	01/03/15	vs Iowa State	w 64-60	3546	
Rebounds per game	35.7	33.4	* 1/7/15	FLORIDA	L 68-72	12181	
Rebounding margin	+2.3	-	* 01-10-15	at Ole Miss	L 49-65	6714	
ASSISTS	437	338	* 1/13/15	ALABAMA	w 68-66	11085	
Assists per game	13.2	10.2	* 01/17/15	at Auburn	L 68-71	9121	
TURNOVERS	424	456	* 1/20/15	TENNESSEE	L 62-66	12032	
Turnovers per game	12.8	13.8	* 1/24/15	KENTUCKY	L 43-58	18000	
Turnover margin	+1.0	-	* 01/28/15	at LSU	L 58-64	9518	
Assist/turnover ratio	1.0	0.7	* 1/31/15	GEORGIA	w 67-50	13031	
STEALS	208	196	* 02/03/15	at Arkansas	L 55-75	14846	
Steals per game	6.3	5.9	* 02/07/15	at Vanderbilt	L 50-65	9259	
BLOCKS	133	136	* 2/10/15	MISSOURI	w 65-60	8840	
Blocks per game	4.0	4.1	* 02/14/15	at Kentucky	L 43-77	24305	
ATTENDANCE	184314	158151	* 02/17/15	at Georgia	w 64-58	6263	
Home games-Avg/Game	16-11520	10-10993	* 2/21/15	TEXAS A&M	L 52-62	12390	
Neutral site-Avg/Game	-	7-6889	* 2/24/15	at Alabama	L 51-59	8848	
Score by Periods	1st	2nd	Totals	* 2/28/15	MISSISSIPPI STATE	w 81-68	14022
South Carolina	1038	1108	2146	* 3/5/15	ARKANSAS	L 74-78	10065
Opponents	951	1095	2046	* 03/07/15	at Tennessee	w 60-49	16042
				03/11/15	vs Missouri	w 63-54	10039
				03/12/15	vs Ole Miss	w 60-58	15032
				03/13/15	vs Georgia	L 62-74	13135

! - ESPN College Hoops Tip-Off Marathon (Columbia, S.C.)
 & - Charleston Classic (Charleston, S.C.)
 ^ - SEC/Big 12 Challenge (Columbia, S.C.)
 * = Conference game