



GAMECOCK VOLLEYBALL

SOUTH CAROLINA

2017

WEEKEND OPPONENTS



Arkansas (12-6, 6-1 Home, 2-4 SEC)
Friday, Oct. 13, 8 PM || Barnhill Arena

ALL-TIME SERIES

Arkansas leads, 24-12 (Since 1994)

LAST MEETING

Arkansas won, 3-1, at South Carolina (11/23/16)

SERIES TRENDS

The Gamecocks are just 2-6 at Arkansas in the last decade, but have won two of the last three meetings.



Ole Miss (12-7, 2-3 Road, 3-3 SEC)
Sunday, Oct. 15, 1:30 PM || Carolina VB Center

ALL-TIME SERIES

South Carolina leads, 27-18 (Since 1987)

LAST MEETING

Ole Miss won, 3-0, at home (11/25/16)


SERIES TRENDS

The home team has won each of the last five meetings in the series.

TABLE OF CONTENTS

- ✓ Quick facts, notes (pgs. 1-3)
- ✓ SEC Standings and Stats (pg. 4)
- ✓ The Last Time... (pg. 5)
- ✓ Match-by-match starters, leaders (pg. 6)
- ✓ Season/SEC Stats, Match Highs (pgs. 7-10)
- ✓ Record Book (pgs. 11-16)
- ✓ Hampton/Player bios (pgs. 17-23)

PROJECTED STARTERS



ROSTER

#	NAME	HT	POSITION	YR	EXP	HOMETOWN (LAST SCHOOL)
1	Claire Edwards	6-2	MB	So.	1L	Columbia, S.C. (River Bluff)
3	Jess Vastine	6-0	LS/OH	Fr.	HS	Tempe, Ariz. (Millenium)
5	Aubrey Ezell	5-8	DS/L	Jr.	2L	Granbury, Texas (Granbury)
6	Courtney Koehler	5-11	Setter	So.	1L	Asheville, N.C. (A.C. Reynolds)
7	Brooke Gostomski	6-0	LS/OH	Fr.	HS	Muskego, Wis. (Muskego)
8	Mikayla Shields	6-0	RS/OH	So.	1L	Orlando, Fla. (Lake Nona)
9	Ellie Popelka	6-2	MB/RS	Fr.	HS	Williamsburg, Va. (Jamestown)
10	Emma Lock	5-9	DS/L	R-So.	1L	Lee's Summit, Mo. (Lee's Summit)
11	Mikayla Robinson	6-2	MB	Fr.	HS	West Dundee, Ill. (Harvest Christian Academy)
12	Courtney Furlong	6-3	LS/OH	Jr.	2L	Oviedo, Fla. (Oviedo)
15	Jesse Turner	6-2	RS/OH	Jr.	2L	Austin, Texas (Westlake)
16	Savannah Murray	5-9	DS/L	So.	1L	St. Augustine, Fla. (Bartram Trail)
20	Alicia Starr	6-0	LS/OH	So.	1L	Blue Springs, Mo. (Blue Springs)
22	Abreia Epps	6-0	LS/OH	Sr.	1L	Columbia, S.C. (UNC-Charlotte)
23	Callie Brown	6-1	MB/RS	Jr.	2L	Summerfield, N.C. (Rockingham County)
25	Courtney McKeag	6-0	RS/OH	R-Jr.	1L	San Juan Capistrano, Calif. (San Juan Hills)

SCHEDULE (9-7, 2-2 SEC)

DATE	OPPONENT	RESULT/TIME
AUG. 25	MERCER %	W, 3-0
AUG. 26	TROY %	W, 3-0
	NORTH FLORIDA %	W, 3-0
Sept. 1	Northwestern #	L, 3-1
	UNC Wilmington #	L, 3-1
Sept. 2	(RV) Duke #	W, 3-1
SEPT. 8	EASTERN KENTUCKY & MIAMI (OHIO) &	W, 3-0
	MIAMI (OHIO) &	L, 3-2
SEPT. 9	RADFORD &	L, 3-2
Sept. 15	Georgia Southern \$	W, 3-0
Sept. 16	Texas Tech \$	L, 3-1
	Clemson \$	W, 3-0
Sept. 22	Mississippi State *	W, 3-2
SEPT. 29	LSU *	L, 3-1
OCT. 1	TENNESSEE *	W, 3-1
OCT. 6	GEORGIA	L, 3-2
Oct. 13	Arkansas *	8 p.m.
OCT. 15	OLE MISS *	1:30 P.M.
Oct. 18	Auburn *	8 p.m.
Oct. 22	Alabama *	2 p.m.
Oct. 27	Florida *	7 p.m.
OCT. 29	AUBURN *	1:30 P.M.
Nov. 3	Tennessee *	7 p.m.
Nov. 5	Kentucky *	1:30 p.m.
NOV. 8	MISSOURI *	6 P.M.
NOV. 12	ARKANSAS *	1:30 P.M.
NOV. 17	ALABAMA *	7 P.M.
Nov. 19	Texas A&M *	2 p.m.
Nov. 22	Ole Miss *	7:30 p.m.
NOV. 24	MISSISSIPPI STATE *	7 P.M.

All times are Eastern (dates and times subject to change)
Home matches in **BOLD**

% - Gamecock Invitational || ⚡ - Duke Invitational || # - Carolina Classic || \$ - Clemson Challenge || * SEC Match

GAMECOCK STAFF

Interim Head CoachDottie Hampton
Alma MaterPurdue, 1998
Overall Coaching Record (Years) 15-14 (2nd)
Record at Carolina (Years)0-1 (1st)
Associate Head Coach Shonda Cole
Alma Mater South Carolina
Year at Carolina4th
Assistant CoachAdrianna Culbert
Alma Mater Colorado State
Year at Carolina1st
Head Athletic Trainer Jenn Herod
Volunteer Assistant Julian Welsh-White
Director of Operations Alyssa Taylor
Graduate Assistant Maddie Hills

QUICK FACTS

Location Columbia, S.C.
 Founded 1801
 Enrollment 32,972
 Colors Garnet (PMS 202C) & Black
 Nickname Gamecocks
 Mascot Cockey
 Affiliation NCAA Division I
 Conference Southeastern (SEC)
 President Dr. Harris Pastides
 Athletics Director Ray Tanner
 Senior Associate AD/SWA Judy Van Horn
 Home Court (Capacity) Carolina VB Center (1,600)
 2016 Record 18-12
 2016 Conference Record 6-12
 2016 Conference Finish 9th
 Starters Returning/Lost + Libero 3/3 + Libero
 Letterwinners Returning/Lost 12/5
 Newcomers 4

MEDIA INFORMATION

Director of Media Relations Steve Fink
 Asst. Director/Volleyball Contact Joe Kepler
 Office Phone (803) 777-5539
 Email keplerj@mailbox.sc.edu
 Personal Phone (716) 254-1711
 Office Fax (803) 777-2967
 Department Website GamecocksOnline.com
 Dept. Facebook /GamecocksOnline
 Dept. Twitter @GamecocksOnline
 Mailing Address 1304 Heyward St.
 Rice Athletics Center Columbia, S.C. 29208

PRONUNCIATION GUIDE

ABREIA Epps Ah-bree-Ah
 Aubrey EZELL E-Zell
 Brooke GOSTOMSKI Gahs-tom-skee
 Courtney KOEHLER Kay-ler
 Courtney MCKEAG Mc-KEG
 Ellie POPELKA Po-PELL-ka
 Jess VASTINE Vass-Tyne

ABBREVIATIONS

When needing to abbreviate South Carolina for your scoreboard or broadcast boxes, the preferred abbreviations are S. Carolina or SC. Please refrain from using USC or SCAR when referring to the University of South Carolina. Proper logos and wordmarks can be emailed for use by any media outlet upon request. Thank you.

SOCIAL MEDIA



Twitter/Snapchat/Instagram @GamecockVolley
 Facebook /GamecockVolleyball

ON THE AIR



TV SEC Network+

NOTEWORTHY

HAMPTON ELEVATED TO INTERIM HEAD COACH

Following the dismissal of Scott Swanson on Wednesday, Oct. 4, assistant coach and recruiting coordinator Dottie Hampton was elevated to the role of interim head coach, Shonda Cole was promoted to associate head coach and graduate manager Adrianna Culbert will now serve as an assistant. Hampton is in her fourth year with the Gamecocks. Prior to coming to Columbia, Hampton was an assistant at Butler, Pittsburgh, George Mason and Indiana, and was the head coach for Niagara in 2012.

Cole is one of the most decorated players in Gamecock volleyball history, earning All-America and All-Region honors during her career. She entered the Gamecock Athletics Hall of Fame in 2016. Cole is in her third season coaching at Carolina. Culbert came to South Carolina as a graduate transfer for the beach volleyball program, after an All-American career indoors at Colorado State. She won 24 matches in her lone season with the beach program, and helped the Gamecocks reach the NCAA tournament for the first time.

SCOUTING ARKANSAS

The Razorbacks have already far surpassed their 2016 win total in year two of Jason Watson's tenure as head coach. A big reason for that has been the return of All-Region outside hitter Pilar Victoria. The senior missed last season with an injury, but has returned to lead the nation with 5.80 kills per set with an equally impressive .295 hitting percentage despite accounting for 38 percent of the team's total attacks. Her experience has been important, as the team is made up of 11 freshmen and sophomores. Defensively, the Hogs average 1.92 blocks per set, led by Kelly O'Brien's 1.01. Libero Okiana Valle leads the team with 3.51 digs per set, but Arkansas has five different players who average 1.50 digs or more per set.

TALE OF THE TAPE

SOUTH CAROLINA	CATEGORY	ARKANSAS
9-7 (2-2)	Record (Conference)	12-6 (2-4)
1955	Attacks	2464
.250	Hitting Percentage	.251
12.37	Kills Per Set	13.93
11.55	Assists Per Set	13.31
13.23	Digs Per Set	14.25
2.32	Blocks Per Set	1.92
1.37	Aces Per Set	1.23

SCOUTING OLE MISS

Ole Miss comes into the week with a 12-7 overall record and three wins in SEC play. Despite the loss of key contributors like Katie Cather (.351 hitting percentage, 251 kills) and setter Aubrey Edie (the program's all-time assists leader), the Rebels have been riding the strength of its outside hitters to a positive start to the year. Seniors Lexi Thompson and Kate Gibson combine for 6.20 kills and 6.37 digs per set, and right side hitter Emily Stroup has made the jump in year two in Oxford and is posting 3.12 kills per set. Defensively, Ole Miss leads the conference with 16.58 digs per set, with libero Caroline Adams leading the effort with 4.04 per set. At the net, the Rebels are averaging two blocks per set, led by sophomore Nayo Warnell's 0.86 set average.

TALE OF THE TAPE

SOUTH CAROLINA	CATEGORY	OLE MISS
9-7 (2-2)	Record (Conference)	12-7 (3-3)
1955	Attacks	2745
.250	Hitting Percentage	.212
12.37	Kills Per Set	13.55
11.55	Assists Per Set	12.62
13.23	Digs Per Set	16.58
2.32	Blocks Per Set	2.00
1.37	Aces Per Set	0.92

GEORGIA MATCH NOTABLES

- The South Carolina offense was its own worst enemy for the match, hitting 23 unforced errors compared to 15 for Georgia. The team's .082 hitting percentage was its lowest of the season.
- With three in the first set, Aubrey Ezell moved into ninth place in program history for career aces.
- Savannah Murray saw her first action of the conference season, and had five digs in two sets.
- Thanks to six blocks in the fourth set, the Gamecocks finished with 13 for the night to match a season best.
- Carolina's eight service aces are a high for conference play, and are the third most this season. Courtney Koehler's three aces set a new personal best.

SHIELD-BEARER

Mikayla Shields is following up a record-breaking freshman season with an even better sophomore campaign so far in 2017. The Orlando, Fla. native has upped her kills per set from 3.25 to 3.69, and already surpassed her entire 2016 total for digs. Through 16 matches, she has eight double-doubles, and recently set new personal bests with 26 kills against Miami (Ohio) (9/16) and 20 digs at Mississippi State (9/22).

NOTEWORTHY

ROBINSON WITH A HISTORIC DEBUT

In her first collegiate match, freshman middle Mikayla Robinson led the Gamecocks with 12 kills on 13 attacks against Mercer on Aug. 25, giving her a final hitting percentage of .846. That is the highest by any Gamecock with double-digit kills in a match since Lori Rowe hit .870 back on Sept. 17, 1983. Robinson and Rowe are the only Gamecocks to ever finish with a hitting percentage of .800 or better with double-digit kills.

AN ACE FOR THE AGES

Thanks to her team-high 32 aces so far this season, junior Aubrey Ezell became the first player in the rally-scoring era (since 2001) to eclipse 100 aces, and she is the first player to reach the century mark since Megan Hosp in 2002. In the win over Tennessee on Oct. 1, Ezell reached an even more impressive milestone. She recorded her 117th career ace, moving her into 10th place in program history. She is the first Gamecock to crack the top 10 since 2002. Currently, the Granbury, Texas native leads the SEC with her 32 aces, and ranks 11th nationally with 0.52 per set.

A 'FRESH' PERSPECTIVE

The Gamecocks welcome in four freshman for the 2017 season...

- Brooke Gostomski was a multiple-time Wisconsin Volleyball Coaches Association (WVCA) All-State honoree for Muskego High School. So far this season, she has played in 13 matches and has 10 kills and 13 digs.
- Walk-on Ellie Popelka was a high school all-american for Jamestown High School in Virginia. She made the AVCA's phenom team three times, and was the Wendy's High School Heisman representative for Jamestown.
- Mikayla Robinson comes to Carolina as a top-20 recruit, and made Volleyball Magazine's Fab 50 team. Her father, Marcus, was a star football player at South Carolina and in the NFL. Robinson has started in every match so far, and ranks second on the team in kills and leads the way with 58 total blocks.
- Jess Vastine is another high school all-american, coming to Columbia from Wittman, Arizona. She finished second in kills and third in aces at the state's Division II level. Vastine earned a larger role as the non-conference season came to a close and has eight starts under her belt. She is averaging 1.38 digs per set, and also has six service aces.

FURLONG AND LOCK OVERCOME INJURIES TO PROVIDE DEPTH

Juniors Courtney Furlong and Emma Lock both entered the season as question marks, after going through major injuries last season. Lock missed most of her sophomore campaign with a shoulder injury, and Furlong suffered through a back injury during the team's winter training and had to have surgery in May. With both back in the rotation, they have immediately boosted the team both on and off the court. Lock has seen time in 15 matches as a defensive specialist. Furlong has started in six matches and has been one of the team's best passers and surest blockers as a left side pin.

WHEN THE GAMECOCKS WIN...

- The team is out-hitting the opposition .318 to .165, and committing 1.41 fewer attack errors per set than in losses.
- Tough service has helped the team; it actually has a higher service error rate in matches won (89 percent in wins, 92 percent in losses).
- Physicality at the net has been the biggest key to winning and losing. In nine-wins, the team averages 2.77 blocks per set.
- The offense features the middle attackers much more in wins. Starting middles Mikayla Robinson and Claire Edwards combine for 4.58 kills and hit .405 in wins, but just 3.59 with a .180 percentage in losses.

WHEN THE GAMECOCKS LOSE...

- The offense is hitting just .182 in losses, and the defense is allowing opponents to hit .227. Only one of Carolina's top five hitters are above .190 through the team's seven losses.
- Oddly enough, all seven of South Carolina's losses have come in matches where they won the first set. By comparison, the 2016 team went 16-1 when taking the opening game, 2-11 when losing it.
- Opponents serving tough have troubled the team. In Gamecock losses, opponents' service percentage is lower than the Gamecocks (.899 to .910). The second touch has been the issue for Carolina, as the setting percentage drops from .411 in wins to just .320 in losses.

HOME-COURT ADVANTAGE

With nine home matches already in the books, four of the nine now rank among the program's top 10 crowds of all time. In the latest rankings, the Gamecocks come in at No. 27 nationally for average attendance, fifth in the SEC.

ALL-TIME TOP 10 HOME CROWDS

RANK	CROWD	OPPONENT (DATE)	SCORE	W/L
1.	2,041	Clemson (9/4/2016)	3-1	W
2.	1,925	Mercer (8/25/2017)	3-0	W
3.	1,820	Miami (Ohio) (9/8/17)	3-2	L
4.	1,819	Tennessee (9/28/2016)	3-2	W
5.	1,807	Ole Miss (9/26/2014)	3-2	W
6.	1,804	North Florida (8/26/2017)	3-0	W
7.	1,802	Radford (9/9/2017)	3-2	L
8.	1,793	Florida (9/21/2001)	2-3	L
9.	1,743	Kentucky (10/2/2016)	1-3	L
10.	1,711	Gardner-Webb (8/29/2014)	3-0	W

GAMECOCKS EARN AVCA ACADEMIC HONORS

The 2016 squad earned a place on AVCA Team Academic Award for the sixth-straight season. The team's 3.673 GPA for the team in the spring semester was the second-highest in program history.

2016-17 PROGRAM NOTABLES

- South Carolina is coming of an 18-win season in 2016, the most since 2012.
- The offense hit a combined .246 for the year, 37 points higher than 2015 and the third-highest overall in the last decade.
- Mikayla Shields finished the season with team highs in kills (341) and hitting percentage (.308). She is the first Gamecock since Shonda Cole in 2006 to lead the team in both categories, and is the first since Belita Salters in 2008 to have over 300 kills while also hitting above .300.
- Alicia Starr set the freshman record for blocks per set in the rally-scoring era (1.13).
- Aubrey Ezell shattered the sophomore service aces record, with 41.

ALL-TIME RECORDS

- South Carolina holds a 794-619 (.562) all-time record, dating back to 1973.
- The Gamecocks joined the SEC for volleyball in 1991, and have an all-time conference record of 181-239 (.431).
- In matches in the Carolina Volleyball Center, Carolina 189-104 (.651).
- Dottie Hampton was elevated to interim head coach on Oct. 4, 2017, she is the 12th head coach in program history.

THE SUMMER OF SHIELDS

Sophomore Mikayla Shields expanded her skills over the summer thanks to a stint with Team U.S.A. In April, she was named to the junior national team roster, and won gold with the team at the U20 Pan American Cup in Costa Rica. She was also invited to training camp for the FIVB U20 World Championships, but did not make the 12-woman roster. Shields is the first Gamecock to earn experience on the national team since 2006, when current assistant coach Shonda Cole competed for the U.S.A. Volleyball National A2 Team in 2005 and 2006.



SOUTHEASTERN CONFERENCE STANDINGS (10/9)

	SEC	Pct.	All	Pct.	Home	Away	Neutral	Last 10	Streak
Florida	5-0	1.000	13-0	1.000	10-0	1-0	2-0	10-0	W13
Kentucky	5-0	1.000	14-2	.875	8-0	3-2	3-0	9-1	W9
Missouri	4-1	.800	11-7	.611	1-1	4-3	6-3	7-3	W4
LSU	4-2	.667	13-4	.765	4-0	4-4	5-0	6-4	W2
Auburn	4-2	.667	11-4	.733	4-1	4-2	3-1	7-3	L1
Ole Miss	3-3	.500	12-7	.632	9-3	2-3	1-1	6-4	L2
South Carolina	2-2	.500	9-7	.563	5-4	3-0	1-3	5-5	L1
Texas A&M	2-3	.400	5-7	.417	3-5	1-2	1-0	3-7	W1
Alabama	2-4	.333	13-6	.684	7-1	3-4	3-1	6-4	W1
Arkansas	2-4	.333	12-6	.667	6-1	3-3	3-2	6-4	L1
Georgia	2-4	.333	12-7	.632	7-2	3-3	2-2	5-5	L1
Tennessee	1-5	.167	8-7	.533	7-2	0-4	1-1	4-6	L3
Mississippi State	0-6	.000	9-12	.429	5-6	1-4	3-2	3-7	L6

RECORD BREAKDOWN

Overall	9-7	Winning set two	8-0	Hitting equal	0-0
Conference	2-2	Losing set two	1-7	More assists than opposition	8-3
vs. Ranked Teams	0-0	Winning set three	9-1	Less assists than opposition	1-4
Home	5-4	Losing set three	0-6	Assists equal	0-0
Away	3-0	Winning set four	2-2	More aces than opposition	1-4
Neutral	1-3	Losing set four	1-5	Less aces than opposition	5-3
August	3-0	Three-set matches	6-0	Aces equal	3-0
September	5-6	Four-set matches	2-4	More service errors than opposition	5-2
October	1-1	Five-set matches	1-3	Less service errors than opposition	3-4
November	0-0	More kills than opposition	8-1	Service errors equal	1-1
December	0-0	Less kills than opposition	1-5	More digs than opposition	7-2
Sundays	1-0	Kills equal	0-1	Less digs than opposition	1-5
Mondays	0-0	More hitting errors than opposition	1-3	Digs equal	1-0
Tuesdays	0-0	Less hitting errors than opposition	8-3	More total blocks than opposition	8-4
Wednesdays	0-0	Hitting errors equal	0-1	Less total blocks than opposition	1-3
Thursdays	0-0	More attacks than opposition	2-3	Total blocks equal	0-0
Fridays	4-5	Less attacks than opposition	7-3	Wearing Garnet	0-2
Saturdays	4-2	Attacks equal	0-1	Wearing Black	4-0
Winning set one	7-7	Out-hitting opposition	8-2	Wearing White	4-5
Losing set one	2-0	Out-hit by opposition	1-5	Wearing Pink	1-0

SEC/NCAA STATISTICAL RANKINGS (10/9)

NCAA Team Rankings			NCAA Individual Rankings				SEC Team Rankings (SEC Only)		
Category	Figure	Rank	Stat	Athlete	Figure	Rank	Category	Figure	Rank
Hitting Percentage	.250	51st	Kills/Set	Mikayla Shields	3.69	86th	Hitting Percentage	.212	8th
Opp. Hitting Percentage	.196	144th	Hitting Pct.	-	-	-	Opp. Hitting Percentage	.215	6th
Assists/Set	11.55	190th	Assists/Set	Courtney Koehler	9.39	134th	Assists/Set	10.78	11th
Kills/Set	12.37	186th	Blocks/Set	-	-	-	Kills/Set	11.72	12th
Blocks/Set	2.32	72nd	Aces/Set	Aubrey Ezell	0.52	11th	Blocks/Set	1.83	9th
Service Aces/Set	1.37	116th	Digs/Set	Aubrey Ezell	4.50	82nd	Service Aces/Set	1.28	5th
Digs/Set	13.21	276th	Points/Set	Mikayla Shields	4.27	71st	Digs/Set	12.67	11th

SEC Team Rankings (Overall)			SEC Individual Top-10 Rankings (Overall)				SEC Individual Rankings (SEC Only)			
Category	Figure	Rank	Stat	Athlete	Figure	Rank	Stat	Athlete	Figure	Rank
Hitting Percentage	.250	4th	Kills/Set	Mikayla Shields	3.69	6th	Kills/Set	Mikayla Shields	3.50	6th
Opp. Hitting Percentage	.196	9th	Hitting Pct.	-	-	-	Hitting Pct.	-	-	-
Assists/Set	11.55	10th	Assists/Set	Courtney Koehler	9.39	7th	Assists/Set	Courtney Koehler	9.17	7th
Kills/Set	12.37	11th	Blocks/Set	-	-	-	Blocks/Set	-	-	-
Blocks/Set	2.32	7th	Aces/Set	Aubrey Ezell	0.52	2nd	Aces/Set	Aubrey Ezell	0.39	6th
Service Aces/Set	1.37	5th	Digs/Set	Aubrey Ezell	4.50	4th	Digs/Set	Courtney Koehler	0.39	6th
Digs/Set	13.21	12th	Points/Set	Mikayla Shields	4.27	7th	Points/Set	Aubrey Ezell	4.67	2nd
							Points/Set	Mikayla Shields	4.03	7th

THE LAST TIME THE TEAM...

Lost the first game in a win	Sept. 22, 2017 (at Mississippi State)
Lost the first 2 games in a win	Nov. 4, 2016 (at Mississippi State)
Was down 2-1 in a win	Nov. 4, 2016 (at Mississippi State)
Won the first game in a loss	Oct. 6, 2017 (vs. Georgia, 3-2)
Won the first two games in a loss	Sept. 7, 2013 (vs. Winthrop)
Was up 2-1 in a loss	Sept. 8 (vs. Miami (Ohio), 3-2)
Beat a ranked opponent	Nov. 13, 2016 (vs. #21 Missouri, 3-1)
	<i>Previous: Sept. 17, 2006 (vs. #6 Florida, 3-1)</i>
Beat a top-10 opponent	Sept. 17, 2006 (vs. #6 Florida, 3-1)
Started a season 8-0	2016 (12-0)
	<i>Previous (2012, started 13-0)</i>
Opponent with < 40 points in a match*	Sept. 17, 2016 (vs. Gardner-Webb, 38)
	<i>Previous: Aug. 30, 2013 (vs. S.C. State, 36)</i>
Opponent with < 10 points in a set*	Sept. 9, 2016 (vs. Buffalo, 7)
	<i>Previous: Aug. 30, 2013 (vs. S.C. State, 9)</i>
Opponent with < 15 points in a set*	Sept. 29, 2017 (LSU, 15)
Longest SEC Win Streak	Sept. 27 - Oct. 25, 2002 (9)
Ranked in the top-25	Dec. 5, 2002
Highest ranking	18th (Nov. 22, 2002)

KILLS/ATTACKS

75 or more kills	Nov. 11, 2007 (at Tennessee, 82)
85 or more kills	Nov. 2, 2007 (vs. Arkansas, 85)
95 or more kills	Nov. 7, 1986 (vs. North Carolina State, 99)
200 or more attacks	Nov. 13, 2010 (vs. Mississippi St., 220)
225 or more attacks	Nov. 11, 2007 (at Tennessee, 241)
Opponent had less than 20 kills	Aug. 30, 2013 (vs. S.C. State, 16)

DIGS

80+ digs	Oct. 18, 2015 (at Tennessee, 80)
90+ digs	Nov. 19, 2014 (at Tennessee, 91)
100+ digs	Sept. 10, 2011 (at College of Charleston, 101)

15+ blocks
20+ blocks
Outblocked and won

BLOCKS

Oct. 3, 2016 (vs. Kentucky, 15.0)
Sept. 8, 2006 (vs. St. John's, 20.0)
Oct. 1, 2017 (vs. Tennessee, 13.0-5.0)

10+ aces
15+ aces
20+ aces

ACES

Sept. 8, 2017 (vs. Miami (Ohio), 10)
Sept. 18, 2003 (vs. Santa Clara, 15)
Sept. 6, 1991 (vs. Jacksonville, 22)

HITTING PERCENTAGE

Hit over .300 10 times in a season	2016 (11 times)
	<i>Previous: 2012 (13 times)</i>
Hit over .300	Oct. 1, 2017 (vs. Tennessee, .301)
Hit over .400	Sept. 16, 2017 (vs. Mercer, .406)
Hit over .500	Nov. 23, 2008 (vs. Mississippi State, .536)
Opponent hit over .300	Oct. 1, 2017 (Tennessee, .306)
Opponent hit over .350	Nov. 11, 2016 (at Florida, .354)
Opponent hit over .450	Nov. 26, 2014 (Florida, .450)
Opponent hit less than .100	Sept. 22, 2017 (Mississippi State, .079)
Hit less than .100	Oct. 6, 2017 (Georgia, .082)
Hit less than .200	Oct. 6, 2017 (Georgia, .082)
Hit less than .200 and won	Aug. 26, 2016 (at College of Charleston, .168)
Hit less than .150 and won	Nov. 7, 2004 (vs. Arkansas, .138)
Outhit the opponent and lost	Sept. 8, 2017 (vs. Miami (Ohio))
Was outhit and won	Oct. 1, 2017 (vs. Tennessee)
Opponent w/ negative total hitting %	Sept. 21, 2013 (vs. Presbyterian, -.011)

ASSISTS

Nov. 2, 2007 (vs. Arkansas, 80)
Nov. 7, 1986 (vs. North Carolina St., 95)
N/A

* In a standard 25-point game, best-of-five match

THE LAST TIME A GAMECOCK HAD...

KILLS

Five players with 10+ kills	Aug. 24, 2012 (vs. East Tennessee State)
Three players with 15+ kills	Sept. 5, 2008 (at Rhode Island)
Two players with 20+ kills	Oct. 18, 2015 (at Tennessee)
No player w/10+ kills	Oct. 14, 2016 (at Texas A&M)
20 or more kills	Oct. 1, 2017 (Mikayla Shields, 21 vs. Tennessee)
25 or more kills	Sept. 8, 2017 (Mikayla Shields, 26 vs. Miami (Ohio))
30 or more kills	Sept. 6, 2013 (Juliette Thevenin, 30 at Clemson)
20+ kills and 20+ digs	Sept. 6, 2014 vs. Furman (Taylr McNeil, 22 kills, 23 digs)
Had a triple-double	Sept. 16, 2005 vs. Houston (Iris Santos, 12 K, 57 A, 13 D)
Three players with a double-double	Sept. 1, 2017 (vs. UNCW)
	(Mikayla Shields 24K, 17D; Courtney Koehler 30A, 10D; Aubrey Ezell 17A, 15D)

ATTACKS

50 or more attempts	Sept. 8, 2017 (Mikayla Shields, 51 vs. Miami)
60 or more attempts	Oct. 4, 2013 (Juliette Thevenin, 61 vs. Arkansas)
70 or more attempts	Sept. 6, 2013 (Juliette Thevenin, 73 at Clemson)

DIGS

Five players with 10+ digs	Sept. 1, 2017 (vs. UNCW)
Three players with 15+ digs	Sept. 1, 2017 (vs. UNCW)
	<i>Previous: Sept. 6, 2014 (vs. Furman)</i>
Two players with 20+ digs	Sept. 22, 2017 at Mississippi State (Mikayla Shields, 20 / Aubrey Ezell, 21)
	<i>Previous: Sept. 6, 2014 vs. Furman</i>
20 or more digs	Sept. 22 (Aubrey Ezell, 21 vs. Mississippi State)
25 or more digs	Oct. 1 (Aubrey Ezell, 25 vs. Tennessee)
30 or more digs	Nov. 23, 2014 (M. Christiaansen, 33 at Georgia)

10 or more total blocks
15 or more total blocks
3+ solo blocks
5+ solo blocks

BLOCKS

Oct. 3, 2016 (Alicia Starr, 11 vs. Kentucky)
Sept. 6, 1991 (Libby Ralston, 16 vs. Jacksonville)
Nov. 23, 2016 (Claire Edwards, 3 vs. Arkansas)
Sept. 11, 2010 (Teresa Stenlund, 5 vs. Lipscomb)

3 or more aces
5 or more aces
6+ aces
7+ aces

ACES

Oct. 6, 2017 (Courtney Koehler, 3 vs. Georgia)
Sept. 9, 2017 (Aubrey Ezell, 5 vs. Radford)
Sept. 8, 2017 (Mikayla Shields, 6 vs. Miami (Ohio))
Sept. 7, 2002 (Megan Hosp, 8 vs. Creighton)

HITTING PERCENTAGE (Min. 10 Kills)

.400 hitting percentage	Sept. 9, 2017 (Alicia Starr, .450 vs. Radford)
.500 hitting percentage	Sept. 16, 2017 (Mikayla Shields, .529 at Clemson)
.600 hitting percentage	Sept. 17, 2016 (Mikayla Shields, .638 vs. William & Mary)
.700 hitting percentage	Nov. 8, 2008 (Darian Dozier, .708 at Alabama)
.800 hitting percentage	Aug. 25, 2017 (Mikayla Robinson, .846 vs. Mercer)
	<i>Previous: Sept. 17, 1983 (Lori Rowe, .870 vs. Appalachian St.)</i>

ASSISTS

Oct. 1, 2017 (Courtney Koehler, 50 vs. Tennessee)
Oct. 18, 2015 (Aubrey Ezell, 62 at Tennessee)
Sept. 24, 2000 (Megan Hosp, 72 vs. Arkansas)
Nov. 12, 1988 (Correll, 84 vs. G. Washington)
Oct. 28, 2016 (Courtney Koehler 23 / Aubrey Ezell 36 vs. LSU)

Box scores are only available from 1993 to the present. Limited historical records prior to 1993 were used to aid in the composition of team match records as well.

MATCH-BY-MATCH STARTERS

DATE	OPPONENT	W/L	MB	MB	LS/OH	LS/OH	RS/OH	SETTER	LIBERO
8/25	Mercer	W, 3-0	Edwards	Robinson	Furlong	Starr	Shields	Koehler	Ezell
8/26	Troy	W, 3-0	Edwards	Robinson	Gostomski	Starr	Shields	Koehler	Ezell
8/26	North Florida	W, 3-0	Edwards	Robinson	Furlong	Starr	Shields	Koehler	Ezell
9/1	Northwestern	L, 3-1	Edwards	Robinson	Furlong	Starr	Shields	Koehler	Ezell
9/1	UNCW	L, 3-1	Starr	Robinson	Furlong	Lock	Shields	Koehler	Ezell
9/2	Duke	W, 3-1	Starr	Robinson	Epps	Lock	Shields	Koehler	Ezell
9/8	Eastern Kentucky	W, 3-0	Edwards	Robinson	Vastine	Starr	Shields	Koehler	Ezell
9/8	Miami (Ohio)	L, 3-2	Starr	Robinson	Furlong	Vastine	Shields	Koehler	Ezell
9/9	Radford	L, 3-2	Starr	Robinson	Furlong	Epps	Shields	Koehler	Ezell
9/15	Georgia Southern	W, 3-0	Edwards	Robinson	Vastine	Starr	Shields	Koehler	Ezell
9/16	Texas Tech	L, 3-1	Edwards	Robinson	Vastine	Starr	Lock	Koehler	Ezell
9/16	Clemson	W, 3-0	Edwards	Robinson	Vastine	Starr	Shields	Koehler	Ezell
9/22	Mississippi State	W, 3-2	Edwards	Robinson	Vastine	Starr	Shields	Koehler	Ezell
9/29	LSU	L, 3-1	Edwards	Robinson	Lock	Starr	Shields	Koehler	Ezell
10/1	Tennessee	W, 3-1	Edwards	Robinson	Vastine	Starr	Shields	Koehler	Ezell
10/6	Georgia	L, 3-2	Edwards	Robinson	Vastine	Starr	Shields	Koehler	Ezell

MATCH-BY-MATCH INDIVIDUAL LEADERS

DATE	OPPONENT	W/L	HIGH KILLS	HIGH ASSISTS	HIGH ACES	HIGH DIGS	HIGH BLOCKS
8/25	Mercer	W	Robinson (12)	Koehler (30)	Shields (2)	Ezell (19)	Edwards (3)
8/26	Troy	W	Robinson (10)	Koehler (32)	Three with (1)	Ezell (7)	Robinson (4)
8/26	North Florida	W	Furlong (10)	Koehler (35)	Lock (2)	Ezell (14)	Edwards (7)
9/1	Northwestern	L	Shields (14)	Koehler (35)	Edwards, Gostomski (1)	Ezell (18)	Edwards (6)
9/1	UNCW	L	Shields (24)	Koehler (30)	Lock (2)	Shields (17)	Shields, Starr (4)
9/2	Duke	W	Shields (26)	Koehler (47)	Four with (1)	Ezell (18)	Starr (7)
9/8	Eastern Kentucky	W	Shields (12)	Koehler (40)	Ezell (5)	Ezell (18)	Robinson (6)
9/8	Miami (Ohio)	L	Shields (26)	Koehler (42)	Ezell (6)	Ezell (22)	Three with (2)
9/9	Radford	L	Shields, Robinson (14)	Koehler (37)	Ezell (5)	Ezell (19)	Robinson (3)
9/15	Georgia Southern	W	Three with (9)	Koehler (30)	Edwards, Ezell (2)	Ezell (14)	Robinson (5)
9/16	Texas Tech	L	Edwards (13)	Koehler (32)	Vastine, Ezell (2)	Ezell (25)	Edwards (6)
9/16	Clemson	W	Shields (10)	Koehler (27)	Ezell (2)	Ezell (7)	Robinson (7)
9/22	Mississippi State	W	Shields (15)	Koehler (43)	Koehler (2)	Ezell (21)	Starr (5)
9/29	LSU	L	Starr, Shields (10)	Koehler (40)	Gostomski (2)	Ezell (20)	Three with (2)
10/1	Tennessee	W	Shields (21)	Koehler (50)	Ezell (2)	Ezell (25)	Robinson (4)
10/6	Georgia	L	Shields (17)	Koehler (32)	Koehler, Ezell (3)	Ezell (18)	Robinson (6)

SEASON STATISTICS

Overall record: 9-7 Conf: 2-2 Home: 5-4 Away: 3-0 Neutral: 1-3

#	Player	Attack					Set		Serve			Dig		Blocking					points			
		sp	k	k/s	e	ta	pct	a	a/s	sa	se	sa/s	re	dig	dig/s	bs	ba	total		blk/s	be	bhe
8	Mikayla Shields	62	229	3.69	67	521	.311	15	0.24	8	26	0.13	9	149	2.40	12	32	44	0.71	6	3	265.0
11	Mikayla Robinson	61	137	2.25	50	290	.300	3	0.05	0	0	0.00	1	5	0.08	7	51	58	0.95	5	0	169.5
20	Alicia Starr	59	117	1.98	37	336	.238	15	0.25	3	12	0.05	10	81	1.37	5	37	42	0.71	4	0	143.5
1	Claire Edwards	49	85	1.73	30	208	.264	2	0.04	8	21	0.16	0	24	0.49	5	39	44	0.90	2	1	117.5
6	Courtney Koehler	62	48	0.77	9	111	.351	582	9.39	13	12	0.21	0	115	1.85	7	18	25	0.40	4	15	77.0
12	Courtney Furlong	34	47	1.38	31	161	.099	1	0.03	3	1	0.09	4	39	1.15	3	17	20	0.59	3	0	61.5
22	Abreia Epps	33	53	1.61	28	150	.167	1	0.03	0	0	0.00	3	11	0.33	0	4	4	0.12	2	0	55.0
3	Jess Vastine	37	33	0.89	19	123	.114	11	0.30	6	4	0.16	8	51	1.38	0	9	9	0.24	1	0	43.5
5	Aubrey Ezell	62	2	0.03	2	13	.000	76	1.23	32	48	0.52	12	279	4.50	0	0	0	0.00	0	4	34.0
7	Brooke Gostomski	29	10	0.34	3	23	.304	1	0.03	6	5	0.21	5	15	0.52	0	1	1	0.03	0	0	16.5
10	Emma Lock	46	2	0.04	2	6	.000	9	0.20	6	7	0.13	8	45	0.98	0	0	0	0.00	0	0	8.0
23	Callie Brown	4	1	0.25	1	6	.000	0	0.00	0	0	0.00	0	0	0.00	0	2	2	0.50	0	0	2.0
15	Jesse Turner	2	2	1.00	0	4	.500	0	0.00	0	1	0.00	0	0	0.00	0	0	0	0.00	0	0	2.0
25	Courtney McKeag	3	1	0.33	0	3	.333	0	0.00	0	1	0.00	0	1	0.33	0	0	0	0.00	0	0	1.0
16	Savannah Murray	5	0	0.00	0	0	.000	0	0.00	0	0	0.00	1	5	1.00	0	0	0	0.00	0	0	0.0
SOUTH CAROLIN		62	767	12.3	279	195	.250	716	11.5	85	138	1.37	87	820	13.2	39	210	144	2.32	27	23	996.0
Opponents		62	747	12.0	346	204	.196	690	11.1	87	135	1.40	85	778	12.5	30	139	99.5	1.60	29	15	933.5

Team Statistics	SC	OPP
ATTACK		
Kills	767	747
Errors	279	346
Total Attacks	1955	2045
Attack Pct	.250	.196
Kills/Set	12.4	12.0
SET		
Assists	716	690
Attempts	1959	2040
Assist Pct	.365	.338
Assists/Set	11.5	11.1
SERVE		
Aces	85	87
Errors	138	135
Attempts	1374	1307
Serve Pct	.900	.897
Aces/Set	1.4	1.4
SERVE RECEPTIO		
Errors	87	85
Errors/Set	1.4	1.4
Attempts	1172	1231
Reception Pct	.926	.931
DEFENSE		
Digs	820	778
Digs/Set	13.2	12.5
BLOCKING		
Block Solo	39	30
Block Assist	210	139
Total Blocks	144.0	99.5
Blocks/Set	2.3	1.6
Block Errors	27	29
Ball handling errors	23	15
ATTENDANCE		
Total	14044	2279
Dates/Avg Per Da	9/1560	3/760
Neutral site #/Avg	4/180	
Current win streak	0	-
Home win streak	0	-

Date	Opponent	Score	Score by set	Att.
#Aug 25	MERCER	3-0	25-17,26-24,25-19	1925
#Aug 26	TROY	3-0	25-18,25-20,25-22	1315
#Aug 26	NORTH FLORIDA	3-0	25-19,25-22,25-17	1804
Sept 1	vs Northwestern	L 1-3	25-13,18-25,18-25,19-25	107
Sept 1	vs UNCW	L 1-3	25-17,21-25,21-25,26-28	212
Sept 2	at Duke	3-1	19-25,25-20,25-21,25-16	808
&Sep 08	EASTERN KENTUCKY	3-0	25-20,25-19,26-24	1315
&Sep 08	MIAMI (OHIO)	L 2-3	25-21,20-25,25-15,22-25,1	1820
&Sep 09	RADFORD	L 2-3	25-12,18-25,13-25,25-22,9	1802
Sept 15	vs Georgia Southern	3-0	25-17,25-19,25-21	178
Sept 16	vs Texas Tech	L 1-3	25-21,25-27,16-25,23-25	223
Sept 16	at Clemson	3-0	25-15,25-21,25-17	918
*Sep 22	at Mississippi State	3-2	19-25,25-17,26-24,22-25,1	553
*9/29/17	LSU	L 1-3	25-15,17-25,15-25,20-25	1549
*Oct 1	TENNESSEE	3-1	25-23,17-25,27-25,25-17	1060
*10/6/17	GEORGIA	L 2-3	25-22,14-25,19-25,26-24,1	1454

% Gamecock Invitational
 # Carolina Challenge
 ^ Campbell Invitational
 & Carolina Classic

Record in 3-set matches:6-0 • Record in 4-set matches:2-4 • Record in 5-set matches:1-3

CONFERENCE-ONLY STATISTICS

RECORD:	OVERALL	HOME	AWAY	NEUTRAL
ALL GAMES	2-2	1-2	1-0	0-0
CONFERENCE	2-2	1-2	1-0	0-0
NON-CONFERENCE	0-0	0-0	0-0	0-0

#	Player	sp	Attack				pct	Set		Serve			Dig		Blocking					points		
			k	k/s	e	ta		a	a/s	sa	se	sa/s	re	dig	dig/s	bs	ba	total	blk/s		be	bhe
8	Mikayla Shields	18	63	3.50	25	160	.237	5	0.28	3	5	0.17	3	41	2.28	3	7	10	0.56	1	0	72.5
11	Mikayla Robinson	18	35	1.94	15	83	.241	0	0.00	0	0	0.00	1	2	0.11	2	14	16	0.89	0	0	44.0
20	Alicia Starr	16	29	1.81	18	109	.101	4	0.25	1	5	0.06	2	25	1.56	2	8	10	0.62	2	0	36.0
1	Claire Edwards	18	31	1.72	8	71	.324	0	0.00	0	7	0.00	0	7	0.39	0	9	9	0.50	1	0	35.5
6	Courtney Koehler	18	15	0.83	4	31	.355	165	9.17	7	7	0.39	0	24	1.33	2	6	8	0.44	1	1	27.0
22	Abreia Epps	15	27	1.80	11	61	.262	0	0.00	0	0	0.00	1	8	0.53	0	0	0	0.00	0	0	27.0
3	Jess Vastine	12	6	0.50	4	22	.091	4	0.33	1	1	0.08	1	17	1.42	0	0	0	0.00	0	0	7.0
5	Aubrey Ezell	18	0	0.00	0	2	.000	14	0.78	7	19	0.39	4	84	4.67	0	0	0	0.00	0	2	7.0
12	Courtney Furlong	6	5	0.83	4	28	.036	0	0.00	0	0	0.00	2	0	0.00	1	2	3	0.50	0	0	7.0
7	Brooke Gostomski	9	0	0.00	0	0	.000	0	0.00	3	2	0.33	0	2	0.22	0	0	0	0.00	0	0	3.0
10	Emma Lock	15	0	0.00	1	3	-.33	2	0.13	1	3	0.07	1	13	0.87	0	0	0	0.00	0	0	1.0
25	Courtney McKeag	1	0	0.00	0	0	.000	0	0.00	0	0	0.00	0	0	0.00	0	0	0	0.00	0	0	0.0
16	Savannah Murray	2	0	0.00	0	0	.000	0	0.00	0	0	0.00	0	5	2.50	0	0	0	0.00	0	0	0.0
23	Callie Brown	1	0	0.00	0	0	.000	0	0.00	0	0	0.00	0	0	0.00	0	0	0	0.00	0	0	0.0
TEAM		-	-	-	-	-	-	-	-	-	-	-	8	-	-	-	-	-	-	-	-	-
SOUTH CAROLIN		18	211	11.7	90	570	.212	194	10.7	23	49	1.28	23	228	12.6	10	46	33.0	1.83	5	3	267.0
Opponents		18	215	11.9	93	568	.215	197	10.9	23	39	1.28	23	237	13.1	9	46	32.0	1.78	6	3	270.0

Team Statistics	SC	OPP
ATTACK		
Kills	211	215
Errors	90	93
Total Attacks	570	568
Attack Pct	.212	.215
Kills/Set	11.7	11.9
SET		
Assists	194	197
Attempts	564	556
Assist Pct	.344	.354
Assists/Set	10.8	10.9
SERVE		
Aces	23	23
Errors	49	39
Attempts	373	387
Serve Pct	.869	.899
Aces/Set	1.3	1.3
SERVE RECEPTIO		
Errors	23	23
Errors/Set	1.3	1.3
Attempts	348	324
Reception Pct	.934	.929
DEFENSE		
Digs	228	237
Digs/Set	12.7	13.2
BLOCKING		
Block Solo	10	9
Block Assist	46	46
Total Blocks	33.0	32.0
Blocks/Set	1.8	1.8
Block Errors	5	6
Ball handling errors	3	3
ATTENDANCE		
Total	4063	553
Dates/Avg Per Da	3/1354	1/553
Neutral site #/Avg	0/0	-
Current win streak	0	-
Home win streak	0	-

Date	Opponent	Score	Score by set	Att.
*Sep 22	at Mississippi State	3-2	19-25,25-17,26-24,22-25,1	553
*9/29/17	LSU	L 1-3	25-15,17-25,15-25,20-25	1549
*Oct 1	TENNESSEE	3-1	25-23,17-25,27-25,25-17	1060
*10/6/17	GEORGIA	L 2-3	25-22,14-25,19-25,26-24,1	1454

% Gamecock Invitational
 # Carolina Challenge
 ^ Campbell Invitational
 & Carolina Classic

Record in 3-set matches: 0-0
 Record in 4-set matches: 1-1
 Record in 5-set matches: 1-1

INDIVIDUAL MATCH HIGHS

ATTACK PERCENT (K-E-TA) *Minimum 10 Kills*

.846 (12- 1-13)	Mikayla Robinson	vs Mercer (Aug 25, 2017)
.529 (10- 1-17)	Mikayla Shields	at Clemson (Sep 16, 2017)
.511 (26- 3-45)	Mikayla Shields	at Duke (Sept 2, 2017)
.500 (12- 1-22)	Alicia Starr	at Duke (Sept 2, 2017)
.500 (10- 3-14)	Mikayla Robinson	vs Troy (Aug 26, 2017)
.450 (10- 1-20)	Alicia Starr	vs Radford (Sep 09, 2017)
.431 (26- 4-51)	Mikayla Shields	vs Miami (Ohio) (Sep 08, 2017)
.409 (10- 1-22)	Alicia Starr	vs UNCW (Sept 1, 2017)
.364 (12- 4-22)	Mikayla Shields	vs Eastern Kentucky (Sep 08, 2017)
.350 (10- 3-20)	Courtney Furlong	vs North Florida (Aug 26, 2017)

KILLS 3-SETS (K-E-TA)

12 (12- 1-13)	Mikayla Robinson	vs Mercer (Aug 25, 2017)
12 (12- 4-22)	Mikayla Shields	vs Eastern Kentucky (Sep 08, 2017)
10 (10- 3-20)	Courtney Furlong	vs North Florida (Aug 26, 2017)
10 (10- 1-17)	Mikayla Shields	at Clemson (Sep 16, 2017)
10 (10- 3-14)	Mikayla Robinson	vs Troy (Aug 26, 2017)

KILLS 4-SETS (K-E-TA)

26 (26- 3-45)	Mikayla Shields	at Duke (Sept 2, 2017)
24 (24- 7-50)	Mikayla Shields	vs UNCW (Sept 1, 2017)
21 (21- 8-44)	Mikayla Shields	vs Tennessee (Oct 1, 2017)
14 (14- 5-33)	Mikayla Shields	vs Northwestern (Sept 1, 2017)
13 (13- 5-32)	Claire Edwards	vs Texas Tech (Sep 16, 2017)

KILLS 5-SETS (K-E-TA)

26 (26- 4-51)	Mikayla Shields	vs Miami (Ohio) (Sep 08, 2017)
17 (17- 6-44) 5s	Mikayla Shields	vs Georgia (Oct 6, 2017)
15 (15- 5-44)	Mikayla Shields	at Mississippi State (Sep 22, 2017)
14 (14- 4-32)	Mikayla Robinson	vs Radford (Sep 09, 2017)
14 (14- 2-38)	Mikayla Shields	vs Radford (Sep 09, 2017)
13 (13- 6-21)	Mikayla Robinson	at Mississippi State (Sep 22, 2017)

TOTAL ATTEMPTS 3-SETS (K-E-TA)

27 (8- 4-27)	Mikayla Shields	vs North Florida (Aug 26, 2017)
22 (12- 4-22)	Mikayla Shields	vs Eastern Kentucky (Sep 08, 2017)
21 (9- 3-21)	Jess Vastine	vs Georgia Southern (Sep 15, 2017)
20 (9- 1-20)	Mikayla Shields	vs Troy (Aug 26, 2017)
20 (10- 3-20)	Courtney Furlong	vs North Florida (Aug 26, 2017)

TOTAL ATTEMPTS 4-SETS (K-E-TA)

50 (24- 7-50)	Mikayla Shields	vs UNCW (Sept 1, 2017)
45 (26- 3-45)	Mikayla Shields	at Duke (Sept 2, 2017)
44 (21- 8-44)	Mikayla Shields	vs Tennessee (Oct 1, 2017)
36 (9- 5-36)	Abreia Epps	vs UNCW (Sept 1, 2017)
35 (9- 5-35)	Alicia Starr	vs Texas Tech (Sep 16, 2017)

TOTAL ATTEMPTS 5-SETS (K-E-TA)

51 (26- 4-51)	Mikayla Shields	vs Miami (Ohio) (Sep 08, 2017)
44 (15- 5-44)	Mikayla Shields	at Mississippi State (Sep 22, 2017)
44 (17- 6-44)	Mikayla Shields	vs Georgia (Oct 6, 2017)
38 (14- 2-38)	Mikayla Shields	vs Radford (Sep 09, 2017)
36 (11- 4-36)	Alicia Starr	at Mississippi State (Sep 22, 2017)

POINTS 3-SETS

14.0 (12- 0- 2.0)	Mikayla Shields	vs Eastern Kentucky (Sep 08, 2017)
13.0 (10- 0- 3.0)	Mikayla Shields	at Clemson (Sep 16, 2017)
13.0 (12- 0- 1.0)	Mikayla Robinson	vs Mercer (Aug 25, 2017)
12.0 (9- 0- 3.0)	Mikayla Shields	vs Georgia Southern (Sep 15, 2017)
12.0 (10- 0- 2.0)	Mikayla Robinson	vs Troy (Aug 26, 2017)

POINTS 4-SETS

28.5 (26- 1- 1.5)	Mikayla Shields	at Duke (Sept 2, 2017)
26.0 (24- 0- 2.0)	Mikayla Shields	vs UNCW (Sept 1, 2017)
23.5 (21- 1- 1.5)	Mikayla Shields	vs Tennessee (Oct 1, 2017)
17.0 (13- 1- 3.0)	Claire Edwards	vs Texas Tech (Sep 16, 2017)
16.0 (14- 0- 2.0)	Mikayla Shields	vs Northwestern (Sept 1, 2017)

POINTS 5-SETS

28.0 (26- 2- 0.0)	Mikayla Shields	vs Miami (Ohio) (Sep 08, 2017)
20.5 (17- 0- 3.5)	Mikayla Shields	vs Georgia (Oct 6, 2017)
16.5 (14- 0- 2.5)	Mikayla Robinson	vs Radford (Sep 09, 2017)
16.0 (15- 1- 0.0)	Mikayla Shields	at Mississippi State (Sep 22, 2017)
15.0 (14- 0- 1.0)	Mikayla Shields	vs Radford (Sep 09, 2017)

ASSISTS 3-SETS

40	Courtney Koehler	vs Eastern Kentucky (Sep 08, 2017)
35	Courtney Koehler	vs North Florida (Aug 26, 2017)
32	Courtney Koehler	vs Troy (Aug 26, 2017)
30	Courtney Koehler	vs Georgia Southern (Sep 15, 2017)
30	Courtney Koehler	vs Mercer (Aug 25, 2017)

ASSISTS 4-SETS

50	Courtney Koehler	vs Tennessee (Oct 1, 2017)
47	Courtney Koehler	at Duke (Sept 2, 2017)
40	Courtney Koehler	vs LSU (Sept 29, 2017)
35	Courtney Koehler	vs Northwestern (Sept 1, 2017)
32	Courtney Koehler	vs Texas Tech (Sep 16, 2017)

ASSISTS 5-SETS

43	Courtney Koehler	at Mississippi State (Sep 22, 2017)
42	Courtney Koehler	vs Miami (Ohio) (Sep 08, 2017)
37	Courtney Koehler	vs Radford (Sep 09, 2017)
32	Courtney Koehler	vs Georgia (Oct 6, 2017)
6	Aubrey Ezell	vs Miami (Ohio) (Sep 08, 2017)

DIGS 3-SETS

19	Aubrey Ezell	vs Mercer (Aug 25, 2017)
18	Aubrey Ezell	vs Eastern Kentucky (Sep 08, 2017)
14	Aubrey Ezell	vs North Florida (Aug 26, 2017)
14	Aubrey Ezell	vs Georgia Southern (Sep 15, 2017)
11	Courtney Koehler	vs Georgia Southern (Sep 15, 2017)

DIGS 4-SETS

25	Aubrey Ezell	vs Tennessee (Oct 1, 2017)
24	Aubrey Ezell	vs Texas Tech (Sep 16, 2017)
20	Aubrey Ezell	vs LSU (Sept 29, 2017)
18	Aubrey Ezell	at Duke (Sept 2, 2017)
18	Aubrey Ezell	vs Northwestern (Sept 1, 2017)

DIGS 5-SETS

22	Aubrey Ezell	vs Miami (Ohio) (Sep 08, 2017)
21	Aubrey Ezell	at Mississippi State (Sep 22, 2017)
20	Mikayla Shields	at Mississippi State (Sep 22, 2017)
19	Aubrey Ezell	vs Radford (Sep 09, 2017)
19	Mikayla Shields	vs Miami (Ohio) (Sep 08, 2017)

ACES

6	Aubrey Ezell	vs Miami (Ohio) (Sep 08, 2017)
5	Aubrey Ezell	vs Eastern Kentucky (Sep 08, 2017)
5	Aubrey Ezell	vs Radford (Sep 09, 2017)
3	Aubrey Ezell	vs Georgia (Oct 6, 2017)
3	Courtney Koehler	vs Georgia (Oct 6, 2017)

BLOCKS (BS-BA)

7 (1- 6)	Claire Edwards	vs North Florida (Aug 26, 2017)
7 (0- 7)	Alicia Starr	at Duke (Sept 2, 2017)
7 (0- 7)	Mikayla Robinson	at Clemson (Sep 16, 2017)
6 (2- 4)	Mikayla Robinson	at Duke (Sept 2, 2017)
6 (2- 4)	Claire Edwards	vs Northwestern (Sept 1, 2017)
6 (0- 6)	Mikayla Robinson	vs Eastern Kentucky (Sep 08, 2017)
6 (0- 6)	Claire Edwards	vs Texas Tech (Sep 16, 2017)
6 (2- 4)	Mikayla Robinson	vs Georgia (Oct 6, 2017)
5 (1- 4)	Mikayla Shields	at Clemson (Sep 16, 2017)
5 (1- 4)	Mikayla Robinson	vs Texas Tech (Sep 16, 2017)
5 (1- 4)	Alicia Starr	at Mississippi State (Sep 22, 2017)
5 (2- 3)	Mikayla Shields	vs Georgia (Oct 6, 2017)

TEAM MATCH HIGHS

ATTACK PERCENT (K-E-TA)

.406 (34- 6- 69)	at Clemson (Sep 16, 2017)
.400 (42- 8- 85)	vs Mercer (Aug 25, 2017)
.333 (43-14- 87)	vs Eastern Kentucky (Sep 08, 2017)
.327 (62-13-150)	at Duke (Sept 2, 2017)
.311 (43-11-103)	vs North Florida (Aug 26, 2017)
.310 (36-10- 84)	vs Troy (Aug 26, 2017)
.304 (44-16- 92)	vs Georgia Southern (Sep 15, 2017)
.301 (64-18-153)	vs Tennessee (Oct 1, 2017)
.250 (56-19-148)	at Mississippi State (Sep 22, 2017)
.237 (53-21-135)	vs Miami (Ohio) (Sep 08, 2017)
.213 (48-19-136)	vs Radford (Sep 09, 2017)

KILLS 3-SETS (K-E-TA)

44 (44-16- 92)	vs Georgia Southern (Sep 15, 2017)
43 (43-11-103)	vs North Florida (Aug 26, 2017)
43 (43-14- 87)	vs Eastern Kentucky (Sep 08, 2017)
42 (42- 8- 85)	vs Mercer (Aug 25, 2017)
36 (36-10- 84)	vs Troy (Aug 26, 2017)

KILLS 4-SETS (K-E-TA)

64 (64-18-153)	vs Tennessee (Oct 1, 2017)
62 (62-13-150)	at Duke (Sept 2, 2017)
58 (58-25-170)	vs UNCW (Sept 1, 2017)
50 (50-25-154)	vs Texas Tech (Sep 16, 2017)
48 (48-22-123)	vs LSU (Sept 29, 2017)

KILLS 5-SETS (K-E-TA)

56 (56-19-148)	at Mississippi State (Sep 22, 2017)
53 (53-21-135)	vs Miami (Ohio) (Sep 08, 2017)
48 (48-19-136)	vs Radford (Sep 09, 2017)
43 (43-31-146)	vs Georgia (Oct 6, 2017)

TOTAL ATTEMPTS 3-SETS (K-E-TA)

103 (43-11-103)	vs North Florida (Aug 26, 2017)
92 (44-16- 92)	vs Georgia Southern (Sep 15, 2017)
87 (43-14- 87)	vs Eastern Kentucky (Sep 08, 2017)
85 (42- 8- 85)	vs Mercer (Aug 25, 2017)
84 (36-10- 84)	vs Troy (Aug 26, 2017)

TOTAL ATTEMPTS 4-SETS (K-E-TA)

170 (58-25-170)	vs UNCW (Sept 1, 2017)
154 (50-25-154)	vs Texas Tech (Sep 16, 2017)
153 (64-18-153)	vs Tennessee (Oct 1, 2017)
150 (62-13-150)	at Duke (Sept 2, 2017)
123 (48-22-123)	vs LSU (Sept 29, 2017)

TOTAL ATTEMPTS 5-SETS (K-E-TA)

148 (56-19-148)	at Mississippi State (Sep 22, 2017)
146 (43-31-146)	vs Georgia (Oct 6, 2017)
136 (48-19-136)	vs Radford (Sep 09, 2017)
135 (53-21-135)	vs Miami (Ohio) (Sep 08, 2017)

ASSISTS 3-SETS

43	vs Eastern Kentucky (Sep 08, 2017)
42	vs North Florida (Aug 26, 2017)
40	vs Georgia Southern (Sep 15, 2017)
39	vs Mercer (Aug 25, 2017)
34	vs Troy (Aug 26, 2017)

ASSISTS 4-SETS

59	vs Tennessee (Oct 1, 2017)
58	at Duke (Sept 2, 2017)
52	vs UNCW (Sept 1, 2017)
46	vs Texas Tech (Sep 16, 2017)
44	vs LSU (Sept 29, 2017)

ASSISTS 5-SETS

52	at Mississippi State (Sep 22, 2017)
51	vs Miami (Ohio) (Sep 08, 2017)
43	vs Radford (Sep 09, 2017)
39	vs Georgia (Oct 6, 2017)

DIGS 3-SETS

45	vs North Florida (Aug 26, 2017)
40	vs Georgia Southern (Sep 15, 2017)
39	vs Eastern Kentucky (Sep 08, 2017)
35	vs Mercer (Aug 25, 2017)
26	vs Troy (Aug 26, 2017)

DIGS 4-SETS

77	vs UNCW (Sept 1, 2017)
68	at Duke (Sept 2, 2017)
64	vs Tennessee (Oct 1, 2017)
60	vs Texas Tech (Sep 16, 2017)
48	vs Northwestern (Sept 1, 2017)

DIGS 5-SETS

70	vs Miami (Ohio) (Sep 08, 2017)
68	at Mississippi State (Sep 22, 2017)
58	vs Radford (Sep 09, 2017)
49	vs Georgia (Oct 6, 2017)

ACES

10	vs Miami (Ohio) (Sep 08, 2017)
9	vs Radford (Sep 09, 2017)
8	vs Georgia (Oct 6, 2017)
6	vs Georgia Southern (Sep 15, 2017)
6	vs Texas Tech (Sep 16, 2017)
6	vs LSU (Sept 29, 2017)

BLOCKS

13.0	vs Georgia (Oct 6, 2017)
13.0	at Duke (Sept 2, 2017)
12.0	vs North Florida (Aug 26, 2017)
12.0	vs Texas Tech (Sep 16, 2017)
12.0	at Clemson (Sep 16, 2017)
10.0	at Mississippi State (Sep 22, 2017)
10.0	vs Eastern Kentucky (Sep 08, 2017)
9.0	vs Troy (Aug 26, 2017)
8.0	vs Georgia Southern (Sep 15, 2017)
8.0	vs UNCW (Sept 1, 2017)
7.0	vs Mercer (Aug 25, 2017)
7.0	vs Radford (Sep 09, 2017)

INDIVIDUAL MATCH RECORDS - RALLY SCORING ERA (SINCE 2001)

KILLS

3-SET MATCHES

Rank	Name	Opponent (Date)	Kills
1.	Shonda Cole	Georgia (11/15/2006)	27
2.	Shonda Cole	Arkansas (10/27/2006)	22
3.	6x, Last: Juliette Thévenin	Montana (8/26/2011)	21

4-SET MATCHES

Rank	Name	Opponent (Date)	Kills
1.	Shonda Cole	Florida (9/17/2006)	35
2.	Shonda Cole	College of Charleston (11/22/2006)	29
	Shonda Cole	Tennessee (11/12/2006)	29
4.	Hannah Lawing	Harvard (9/12/2009)	28
5.	4x, Last: Mikayla Shields	Miami (9/8/17)	26

5-SET MATCHES

Rank	Name	Opponent (Date)	Kills
1.	Shonda Cole	TCU (8/25/2006)	37
2.	Shonda Cole	Auburn (9/15/2006)	36
	Shonda Cole	Clemson (8/31/2006)	36
4.	Shonda Cole	St. John's (9/8/2006)	32
5.	Shonda Cole	Alabama (10/1/2006)	31

ATTACKS

3-SET MATCHES

Rank	Name	Opponent (Date)	Attacks
1.	Shonda Cole	Kentucky (10/7/2006)	52
2.	Juliette Thevenin	Montana (8/26/2011)	50
3.	Shonda Cole	College of Charleston (9/15/2005)	47
4.	Shonda Cole	Ole Miss (11/5/2006)	45
	Ivana Kujundzic	Tennessee (10/10/2008)	45

4-SET MATCHES

Rank	Name	Opponent (Date)	Attacks
1.	Shonda Cole	Tennessee (11/12/2006)	73
2.	Shonda Cole	North Carolina (11/27/2004)	72
3.	Shonda Cole	Florida (9/17/2006)	65
	Shonda Cole	Alabama (11/17/2006)	65
	Shonda Cole	College of Charleston (11/22/2006)	65

5-SET MATCHES

Rank	Name	Opponent (Date)	Attacks
1.	Juliette Thevenin	Clemson (9/6/2013)	73
	Juliette Thevenin	Alabama (11/16/2012)	73
3.	Shonda Cole	Auburn (9/15/2006)	71
4.	Ivana Kujundzic	Rice (9/11/2009)	70
5.	Shonda Cole	Auburn (10/22/2006)	68

HITTING PERCENTAGE

3-SET MATCHES (MINIMUM 15 ATTACKS)

Rank	Name	Opponent (Date)	(K-E-A) Pct.
1.	Mikayla Robinson	Mercer (8/25/2017)	(12-1-13) .846
2.	Belita Salters	Mississippi State (11/23/2008)	(15-0-19) .789
3.	Sam Alban	Kentucky (9/20/2002)	(13-0-17) .765
4.	Megan Laughlin	South Carolina State (10/23/2008)	(11-0-15) .733
5.	Niece Curry	Santa Clara (9/1/2001)	(14-1-18) .722

4-SET MATCHES (MINIMUM 20 ATTACKS)

Rank	Name	Opponent (Date)	(K-E-A) Pct.
1.	Niece Curry	American (12/5/2002)	(18-1-22) .773
2.	Darian Dozier	Alabama (11/8/2015)	(17-0-24) .708
3.	Berna Dwyer	LSU (10/6/2002)	(17-0-25) .680
4.	Bethanie Thomas	Elon (9/3/2011)	(16-1-26) .577
5.	Juliette Thevenin	Robert Morris (9/21/2013)	(26-2-42) .571
	Darian Dozier	Texas A&M (10/6/2013)	(18-2-28) .571

5-SET MATCHES (MINIMUM 25 ATTACKS)

Rank	Name	Opponent (Date)	(K-E-A) Pct.
1.	Belita Salters	UNLV (8/30/2008)	(21-2-35) .543
2.	Meredith Moorehead	Kentucky (11/10/2006)	(15-2-25) .520
3.	Sarah Blomgren	Mississippi State (10/4/2015)	(20-2-33) .545
4.	Darian Dozier	Winthrop (9/5/2015)	(14-1-27) .481
5.	Shonda Cole	TCU (8/25/2006)	(37-6-65) .477

ASSISTS

3-SET MATCHES

Rank	Name	Opponent (Date)	Assists
1.	Megan Hosp	Georgia (11/2/2001)	52
2.	Alexcis Thomson	Georgia (11/15/2006)	50
	B. Denson-Dorman	Coll. of Charleston (9/12/2008)	50
4.	Aubrey Ezell	Georgia (10/14/2015)	49
5.	Megan Hosp	Purdue (9/7/2001)	47

4-SET MATCHES

Rank	Name	Opponent (Date)	Assists
1.	Megan Hosp	Arkansas (11/17/2001)	66
2.	Megan Hosp	North Carolina (12/6/2002)	65
3.	Megan Hosp	North Carolina (11/29/2001)	61
4.	Megan Hosp	North Carolina (11/24/2001)	60
	Iris Santos	Florida (9/17/2006)	60

5-SET MATCHES

Rank	Name	Opponent (Date)	Assists
1.	Iris Santos	Auburn (10/22/2006)	64
2.	Alexcis Thomson	Kentucky (10/8/2003)	62
	Iris Santos	Clemson (8/31/2006)	62
	Iris Santos	TCU (10/1/2006)	62
	Aubrey Ezell	Tennessee (10/17/2015)	62

DIGS

3-SET MATCHES

Rank	Name	Opponent (Date)	Digs
1.	Hannah Lawing	Furman (9/10/2010)	26
2.	Hannah Lawing	Clemson (9/3/2010)	24
3.	Sarah Cline	Georgia (10/16/2009)	22
	Hannah Lawing	Ole Miss (9/24/2010)	22
5.	Mikaela Christiaansen	Kentucky (10/13/2013)	21

4-SET MATCHES

Rank	Name	Opponent (Date)	Digs
1.	Mikaela Christiaansen	Georgia (11/23/2014)	33
2.	Yajaira Cadet	North Carolina (12/6/2002)	30
3.	3x, Last: Paige Wheeler	LSU (11/13/2011)	28

5-SET MATCHES

Rank	Name	Opponent (Date)	Digs
1.	Hannah Lawing	Mississippi State (11/13/2010)	38
2.	Sarah Cline	Arkansas (11/2/2007)	36
3.	Mikaela Christiaansen	Mississippi State (10/24/2014)	27
	Paige Wheeler	LSU (11/13/2011)	27
	Sarah Cline	Rice (9/11/2009)	27

SERVICE ACES

3-SET MATCHES

Rank	Name	Opponent (Date)	Aces
1.	Megan Hosp	Creighton (9/7/2002)	8
2.	8x, Last: Mikayla Shields	Georgia (11/6/2016)	6

4-SET MATCHES

Rank	Name	Opponent (Date)	Aces
1.	Cally Plummer	Clemson (10/10/2001)	8
2.	6x, Last: Jordan Bradosky	The Citadel (9/26/2010)	6

INDIVIDUAL MATCH RECORDS - RALLY SCORING ERA (SINCE 2001)

5-SET MATCHES

Rank	Name	Opponent (Date)	Aces
1.	<i>Aubrey Ezell</i>	<i>Miami (Ohio) (9/8/2017)</i>	6
	Taylor Bruns	BYU (8/28/2010)	
	Shonda Cole	Alabama (10/1/2006)	
4.	<i>7x, Last: Aubrey Ezell</i>	<i>Radford (9/9/2017)</i>	5

SOLO BLOCKS

3-SET MATCHES

Rank	Name	Opponent (Date)	Blocks
1.	Teresa Stenlund	Lipscomb (9/11/2010)	5
2.	<i>6x, Last: Alicia Starr</i>	<i>Davidson (9/16/2016)</i>	4
	Previous: Belita Salters	VCU (8/31/2007)	4

4-SET MATCHES

Rank	Name	Opponent (Date)	Blocks
1.	<i>13x, Last: Claire Edwards</i>	<i>Arkansas (11/23/2016)</i>	3

5-SET MATCHES

Rank	Name	Opponent (Date)	Blocks
1.	Juliette Thévenin	Alabama (11/16/2012)	4
2.	8x, Last: Bethanie Thomas	E. Tenn. State (8/25/2012)	3

BLOCK ASSISTS

3-SET MATCHES

Rank	Name	Opponent (Date)	Blocks
1.	Darian Dozier	High Point (8/31/2013)	8
	Berna Dwyer	Santa Clara (9/1/2001)	8
3.	<i>5x, Last: Mikayla Robinson</i>	<i>Clemson (9/16/2017)</i>	7

4-SET MATCHES

Rank	Name	Opponent (Date)	Blocks
1.	7x, Last: Belita Salters	North Carolina (9/10/2005)	10

5-SET MATCHES

Rank	Name	Opponent (Date)	Blocks
1.	Jacqy Angermiller	Eastern Kentucky (9/19/2014)	11
	Crystal Johnson	St. John's (9/8/2006)	11
3.	6x, Last: Darian Dozier	Furman (9/6/2014)	8

TOTAL BLOCKS

3-SET MATCHES

Rank	Name	Opponent (Date)	Blocks
1.	Belita Salters	Auburn (10/21/2007)	9
2.	4x, Last: Darian Dozier	High Point (8/31/2013)	8

4-SET MATCHES

Rank	Name	Opponent (Date)	Blocks
1.	Lauren Ford	Mississippi (10/8/2004)	13
2.	<i>5x, Last: Alicia Starr</i>	<i>Kentucky (10/2/2016)</i>	11

5-SET MATCHES

Rank	Name	Opponent (Date)	Blocks
1.	Crystal Johnson	St. John's (9/8/2006)	13
2.	4x, Last: Jacqy Angermiller	E. Kentucky (9/19/2014)	11

PLEASE NOTE: Box scores are only available from 1993 to the present. Limited historical records prior to 1993 were used to compile records as well.

* From 2001 through 2007, sets went to 30 points instead of 25

Current players in *italics*



Sophomore Alicia Starr was a surprise standout at the net in her first season with the team. Despite playing out at the pin in her prep career, Starr moved in to the middle due to depth concerns, and turned out to be the team's top blocker. Her 1.13 blocks per set set the program's freshman record for the rally-scoring era

TEAM MATCH RECORDS - RALLY SCORING ERA (SINCE 2001)

KILLS		
3-SET MATCHES		
Rank	Opponent (Date)	Kills
1.	Purdue (9/7/2001)	62
2.	Georgia (11/15/2006)	61
3.	Mississippi State (11/3/2002)	60
4.	Georgia (11/2/2001)	59
5.	Mississippi State (10/21/11)	57

4-SET MATCHES		
Rank	Opponent (Date)	Kills
1.	Florida (9/17/2006)	82
	Houston (9/16/2005)	82
3.	North Carolina (11/24/2001)	78
4.	Michigan State (8/31/2002)	76
5.	North Carolina (12/6/2002)	73

5-SET MATCHES		
Rank	Opponent (Date)	Kills
1.	Arkansas (11/2/2007)	85
2.	Tennessee (11/11/2007)	82
	Maryland (9/11/2007)	82
4.	Auburn (9/14/2007)	81
5.	Auburn (9/15/2006)	80

ATTACKS		
3-SET MATCHES		
Rank	Opponent (Date)	Attacks
1.	San Diego (9/13/2002)	166
2.	Montana (8/26/2011)	149
3.	Delaware (8/25/2007)	148
4.	College of Charleston (9/15/2005)	146
5.	George Washington (9/1/2007)	144

4-SET MATCHES		
Rank	Opponent (Date)	Attacks
1.	Arkansas (10/4/2002)	193
2.	North Carolina (12/6/2002)	192
3.	Michigan State (8/31/2002)	191
4.	North Carolina (11/29/2001)	190
	Arkansas (11/17/2001)	190

5-SET MATCHES		
Rank	Opponent (Date)	Attacks
1.	Tennessee (11/11/2007)	241
2.	Arkansas (11/2/2007)	234
3.	Maryland (9/11/2007)	223
4.	Mississippi State (11/13/2010)	220
5.	Georgia (10/19/2007)	212

HITTING PERCENTAGE		
3-SET MATCHES		
Rank	Opponent (Date)	(K-E-A) Pct.
1.	SC State (10/23/2008)	(50-3-80) .587
2.	Mississippi State (11/23/2008)	(48-3-84) .536
3.	Troy (9/7/2007)	(52-6-92) .500
	Auburn (9/27/2002)	(53-8-90) .500
5.	Western Carolina (9/2/2006)	(51-7-93) .473

4-SET MATCHES		
Rank	Opponent (Date)	(K-E-A) Pct.
1.	Mississippi (10/16/2011)	(61-11-127) .394
2.	Stony Brook (8/27/2011)	(64-11-137) .387
	North Carolina (11/24/2001)	(78-18-159) .377
4.	Niagara (9/2/2012)	(58-14-119) .370
5.	Houston (9/16/2005)	(82-15-185) .362

5-SET MATCHES		
Rank	Opponent (Date)	(K-E-A) Pct.
1.	Arkansas (11/23/2012)	(68-17-143) .357
2.	Michigan State (9/18/2004)	(64-17-143) .329
3.	Clemson (9/10/2002)	(74-22-162) .321
4.	ETSU (8/25/2012)	(70-21-165) .297
5.	Alabama (9/25/2009)	(58-18-138) .290
	Clemson (8/31/2006)	(76-29-162) .290

ASSISTS		
3-SET MATCHES		
Rank	Opponent (Date)	Assists
1.	Georgia (11/15/2006)	58
	Mississippi State (11/3/2002)	58
3.	Purdue (9/7/2001)	56
4.	Mississippi State (10/21/2011)	55
5.	College of Charleston (9/12/2008)	54
	Georgia (11/2/2001)	54

4-SET MATCHES		
Rank	Opponent (Date)	Assists
1.	Florida (9/17/2006)	76
2.	Houston (9/16/2005)	71
3.	Arkansas (11/17/2001)	68
	North Carolina (12/6/2002)	68
5.	North Carolina (11/24/2001)	67
	Michigan State (8/31/2002)	67

5-SET MATCHES		
Rank	Opponent (Date)	Assists
1.	Arkansas (11/2/2007)	80
2.	Tennessee (11/11/2007)	79
3.	Auburn (9/14/2007)	76
4.	Maryland (9/1/2007)	73
5.	Georgia (10/19/2007)	72

SERVICE ACES		
3-SET MATCHES		
Rank	Opponent (Date)	Aces
1.	Alabama (9/29/2002)	16
	Creighton (9/7/2002)	16
	Auburn (10/17/2004)	16
4.	Auburn (9/27/2002)	15
5.	6x, Last: Georgia (11/6/2016)	12

4-SET MATCHES		
Rank	Opponent (Date)	Aces
1.	Clemson (10/10/2001)	14
2.	Tennessee (10/19/2001)	13
	Auburn (10/16/2005)	13
	The Citadel (9/26/2010)	13
5.	5x, Last: Tennessee St. (9/1/2006)	11

5-SET MATCHES		
Rank	Opponent (Date)	Aces
1.	Santa Clara (9/18/2003)	15
2.	George Washington (9/20/2003)	14
3.	Indiana (9/13/2003)	13
4.	Clemson (9/10/2002)	12
5.	3x, Last: BYU (8/28/2010)	11

DIGS		
3-SET MATCHES		
Rank	Opponent (Date)	Digs
1.	Winthrop (9/10/11)	76
	San Diego (9/13/2002)	76
3.	Montana (8/26/2011)	73
4.	Georgia (10/14/2015)	71
5.	Temple (8/27/11)	67

4-SET MATCHES		
Rank	Opponent (Date)	Digs
1.	North Carolina (12/6/2002)	86
2.	Harvard (9/12/2009)	85
3.	Michigan State (8/31/2002)	81
	Charleston (9/19/2015)	81
5.	Alabama (9/15/2006)	80
	Georgia (11/23/2014)	80

5-SET MATCHES		
Rank	Opponent (Date)	Digs
1.	Mississippi State (11/13/2010)	114
2.	Arkansas (11/2/2007)	108
3.	Tennessee (11/11/2007)	106
4.	College of Charleston (9/10/2011)	101
5.	Clemson (8/28/2009)	97

TOTAL BLOCKS		
3-SET MATCHES		
Rank	Opponent (Date)	Total Blocks
1.	Mercer (9/3/2005)	17
2.	Tennessee (11/9/2005)	16
3.	College of Charleston (8/26/2016)	15
4.	Winthrop (11/26/2005)	14
	Auburn (10/31/2003)	14

4-SET MATCHES		
Rank	Opponent (Date)	Total Blocks
1.	Ole Miss (10/8/2004)	21
2.	North Carolina (9/10/2005)	19
	American (12/5/2002)	19
4.	Jacksonville (8/30/2014)	16
	Arizona St. (9/6/2002)	16
	Georgia (11/17/2002)	16

5-SET MATCHES		
Rank	Opponent (Date)	Total Blocks
1.	St. John's (9/8/2006)	20
2.	Santa Clara (9/18/2003)	17
	Arkansas (9/25/2005)	17
	Eastern Kentucky (9/19/2014)	17
5.	Kentucky (10/1/2004)	16.5

PLEASE NOTE: Box scores are only available from 1993 to the present. Limited historical records prior to 1993 were used to compile records as well.

* From 2001 through 2007, sets went to 30 points instead of 25

SINGLE-SEASON RECORDS

RALLY-SCORING ERA (2001-PRESENT)

KILLS

Rank	Name (Year)	Kills
1.	Shonda Cole (2006)	703
2.	Juliette Thévenin (2013)	466
3.	Juliette Thévenin (2012)	453
4.	Shonda Cole (2005)	414
5.	Ivana Kujundzic (2008)	401

KILLS PER SET (Min. 150 Kills)

Rank	Name (Year)	(K-SP) K/S
1.	Shonda Cole (2006)	(703-122) 5.76
2.	Juliette Thévenin (2013)	(466-102) 4.57
3.	Juliette Thévenin (2012)	(453-105) 4.31
4.	Shonda Cole (2005)	(414-99) 4.18
5.	Shonda Cole (2004)	(379-94) 4.03

ATTACKS

Rank	Name (Year)	Attacks
1.	Shonda Cole (2006)	1,541
2.	Juliette Thévenin (2013)	1,173
3.	Juliette Thévenin (2012)	1,073
4.	Ivana Kujundzic (2008)	1,051
5.	Koko Atoa-Williams (2014)	991

HITTING PERCENTAGE (Min. 300 Attacks)

Rank	Name (Year)	(K-E-A) Pct.
1.	Niece Curry (2002)	(335-69-658) .404
2.	Belita Salters (2008)	(338-80-664) .389
3.	Berna Dwyer (2002)	(299-81-615) .354
4.	Belita Salters (2007)	(306-89-657) .330
5.	Darian Dozier (2015)	(247-71-561) .314

ASSISTS

Rank	Name (Year)	Assists
1.	Megan Hosp (2002)	1,218
2.	Aubrey Ezell (2015)	1,167
3.	Bridget Denson-Dorman (2008)	1,120
4.	Megan Hosp (2001)	1,113
5.	Katelyn Panzau (2003)	1,069

ASSISTS PER SET (Min. 150 Assists)

Rank	Name (Year)	(A-SP) A/S
1.	Megan Hosp (2002)	(1,218-99) 12.30
2.	Megan Hosp (2001)	(1,113-92) 12.10
3.	Iris Santos (2006)	(978-86) 11.37
4.	B. Denson-Dorman (2008)	(1,120-106) 10.57
5.	Aubrey Ezell (2015)	(1,167-114) 10.24

ACES

Rank	Name (Year)	Aces
1.	Megan Hosp (2002)	53
2.	Cally Plummer (2001)	50
	Cally Plummer (2002)	50
4.	Shonda Cole (2006)	47
	Aubrey Ezell (2015)	47

ACES PER SET (Min. 30 Aces)

Rank	Name (Year)	(A-SP) A/S
1.	Cally Plummer (2002)	(50-88) 0.57
2.	Cally Plummer (2001)	(50-92) 0.54
3.	Megan Hosp (2002)	(53-99) 0.54
4.	Aubrey Ezell (2015)	(47-114) 0.41
5.	Megan Laughlin (2007)	(42-106) 0.40
	Aubrey Ezell (2016)	(41-106) 0.40

DIGS

Rank	Name (Year)	Digs
1.	Mikaela Christiaansen (2014)	535
2.	Hannah Lawing (2010)	523
3.	Sarah Cline (2009)	498
4.	Paige Wheeler (2011)	475
5.	Paige Wheeler (2012)	414

DIGS PER SET (Min. 150 Digs)

Rank	Name (Year)	(D-SP) D/S
1.	Hannah Lawing (2010)	(523-107) 4.89
2.	Sarah Cline (2009)	(498-109) 4.57
3.	Paige Wheeler (2011)	(475-104) 4.57
4.	Mikaela Christiaansen (2014)	(535-123) 4.35
5.	Paige Wheeler (2012)	(414-106) 3.91

BLOCK SOLOS

Rank	Name (Year)	Block Solos
1.	Belita Salters (2007)	33
2.	Megan Laughlin (2007)	23
3.	Darian Dozier (2015)	18
4.	Nicole Miller (2005)	17
5.	Niece Curry (2002)	15
	Niece Curry (2003)	15
	Shonda Cole (2006)	15
	Ivana Kujundzic (2008)	15
	Belita Salters (2008)	15

BLOCK ASSISTS

Rank	Name (Year)	Block Assists
1.	Darian Dozier (2014)	127
2.	Darian Dozier (2013)	107
	Lauren Ford (2004)	107
4.	Niece Curry (2002)	99
5.	Nicole Miller (2004)	95
	Belita Salters (2007)	95

TOTAL BLOCKS

Rank	Name (Year)	Total Blocks
1.	Darian Dozier (2014)	141
2.	Belita Salters (2007)	128
3.	Lauren Ford (2004)	118
4.	Darian Dozier (2013)	115
5.	Niece Curry (2002)	114

BLOCKS PER SET (Min. 50 Blocks)

Rank	Name (Year)	(B-SP) B/S
1.	Belita Salters (2005)	(51-37) 1.38
2.	Lauren Ford (2004)	(118-93) 1.27
3.	Belita Salters (2007)	(128-106) 1.21
4.	Darian Dozier (2014)	(141-120) 1.17
5.	Niece Curry (2002)	(114-99) 1.15



Junior Aubrey Ezell's serve has been one of the program's most dominant in the rally-scoring era. Her first two seasons with the program rank fourth and fifth in program history for aces per set, all while cutting her service errors almost in half from 2015 to 2016.

CAREER RECORDS

KILLS

Rank	Name (Years)	Kills
1.	Lori Rowe (1983-86)	1,855
2.	Shonda Cole (2003-06)	1,775
3.	Juliette Thévenin (2010-13)	1,590
4.	Cally Plummer (1998-02)	1,345
5.	Heather Larkin (1994-97)	1,293
6.	Amy Iannocari (1991-94)	1,231
7.	Kim DeNeve (1986-89)	1,179
8.	Ivana Kujundzic (2006-09)	1,133
9.	Berna Dwyer (1999-02)	1,107
10.	Lora Myers (1987-90)	1,100

**KILLS PER SET
(Min. 500 Kills)**

Rank	Name (Years)	(K-SP) K/S
1.	Shonda Cole (2003-06)	(1,775-417) 4.26
2.	Juliette Thévenin (2010-13)	(1,590-391) 4.07
3.	Lori Rowe (1983-86)	(1,855-507) 3.66
4.	Kori Ermigarat (1994-95)	(842-233) 3.61
5.	Cally Plummer (1998-02)	(1,345-394) 3.41
	Mikayla Shields (2016-)	(570-167) 3.41
7.	Heather Larkin (1994-97)	(1,293-395) 3.27
8.	Crystal Moore (1997-99)	(754-240) 3.14
9.	Kim DeNeve (1986-89)	(1,179-381) 3.09
10.	Berna Dwyer (1999-02)	(1,107-366) 3.02

ATTACKS

Rank	Name (Years)	Attacks
1.	Shonda Cole (2003-06)	4,181
2.	Juliette Thévenin (2010-13)	4,076
3.	Lori Rowe (1983-86)	3,874
4.	Amy Iannocari (1991-94)	3,487
5.	Cally Plummer (1998-02)	3,288
6.	Ivana Kujundzic (2006-09)	3,047
7.	Heather Larkin (1994-97)	2,958
8.	Caryn Case (1988-91)	2,936
9.	Lora Myers (1987-90)	2,825
10.	Kim DeNeve (1986-89)	2,819

**HITTING PERCENTAGE
(Min. 1,000 Attacks)**

Rank	Name (Years)	(K-E-A) Pct.
1.	Lori Rowe (1983-86)	(1,855-298-3,874) .402
2.	Ashley Edlund (1995-98)	(517-92-1,200) .354
3.	Niece Curry (2001-03)	(704-213-1,495) .328
4.	Belita Salters (2005-08)	(892-299-1,903) .312
5.	Mikayla Shields (2016-)	(570-175-1,278) .309
6.	Libby Ralston (1989-92)	(699-225-1,572) .302
7.	Sam Alban (1999-02)	(844-316-1,877) .281
8.	Heather Larkin (1994-97)	(1,293-463-2,958) .281
9.	S. Pflughaupt (1986-89)	(1,093-432-2,413) .274
10.	Berna Dwyer (1999-02)	(1,107-420-2,533) .271

ASSISTS

Rank	Name (Years)	Assists
1.	Ashley Edlund (1995-98)	5,177
2.	Megan Hosp (1999-02)	4,689
3.	Tammy Correll (1987-90)	4,563
4.	Julie Morrison (1984-87)	3,602
5.	Jodi Thompson (1991-94)	3,237
6.	Taylor Bruns (2009-12)	2,858
7.	Shellie Higgins (1983-84)	2,544
8.	Kelly Morrow (1993-96)	2,136
9.	Bridget Denson-Dorman (2008-09)	2,044
10.	Iris Santos (2003-06)	2,040
-	Aubrey Ezell (2015-)	1,966

**ASSISTS PER SET
(Min. 500 Assists)**

Rank	Name (Years)	(A-SP) A/S
1.	Megan Hosp (1999-02)	(4,689-387) 12.12
2.	Ashley Edlund (1995-98)	(5,177-430) 12.04
3.	Tammy Correll (1987-90)	(4,563-447) 10.21
4.	Shellie Higgins (1983-84)	(2,544-254) 10.02
5.	Katelyn Panzau (2003-04)	(1,857-194) 9.57
6.	B. Denson-Dorman (2008-09)	(2,044-215) 9.51
7.	Julie Morrison (1984-87)	(3,602-385) 9.36
8.	Taylor Bruns (2009-12)	(2,858-377) 7.58
9.	Aubrey Ezell (2015-)	(1,969-282) 6.98
10.	Jodi Thompson (1991-94)	(3,237-495) 6.54

SERVICE ACES

Rank	Name (Years)	Aces
1.	Cally Plummer (1998-02)	243
2.	Teri Montoya (1983-84)	214
3.	Tammy Correll (1987-90)	190
4.	Lori Rowe (1983-86)	186
5.	Jodi Thompson (1991-94)	162
6.	Megan Hosp (1999-02)	132
7.	Ashley Edlund (1995-98)	130
8.	Kim Brown (1983-84)	129
9.	Aubrey Ezell (2015-)	120
10.	Colleen McKenzie (1985-88)	119

**ACES PER SET
(Min. 75 Aces)**

Rank	Name (Years)	(A-SP) A/S
1.	Teri Montoya (1983-84)	(214-254) 0.84
2.	Cally Plummer (1998-02)	(243-394) 0.62
3.	Kim Brown (1983-84)	(129-254) 0.51
4.	Shellie Higgins (1983-84)	(116-254) 0.46
5.	Tammy Correll (1987-90)	(190-447) 0.43
	Aubrey Ezell (2015-)	(120-282) 0.43
7.	Lori Rowe (1983-86)	(186-507) 0.37
8.	Crystal Moore (1997-99)	(82-240) 0.34
9.	Megan Hosp (1999-02)	(132-387) 0.34
10.	Jodi Thompson (1991-94)	(162-495) 0.33

DIGS

Rank	Name (Years)	Digs
1.	Sarah Cline (2006-09)	1,464
2.	Diane Denton (1985-88)	1,462
3.	Hannah Lawing (2007-10)	1,334
4.	Jodi Thompson (1991-94)	1,332
5.	Amy Iannocari (1991-94)	1,196
6.	Ashley Edlund (1995-98)	1,160
7.	Megan Hosp (1999-02)	1,079
8.	Shani Abshier (1994-97)	1,049
9.	Juliette Thévenin (2010-13)	1,012
10.	Paige Wheeler (2010-12)	1,001

**DIGS PER SET
(Min. 500 Digs)**

Rank	Name (Years)	(D-SP) D/S
1.	Fernanda Laires (1996-97)	(839-208) 4.03
2.	M. Christiaansen (2013-14)	(921-231) 3.99
3.	Kori Ermigarat (1994-95)	(920-233) 3.95
4.	Paige Wheeler (2010-12)	(1,001-280) 3.58
5.	Sarah Cline (2006-09)	(1,464-422) 3.47
6.	Hannah Lawing (2007-10)	(1,334-398) 3.35
7.	Crystal Moore (1997-99)	(765-240) 3.19
8.	Diane Denton (1985-88)	(1,462-477) 3.06
9.	Katie Gerst (1992-94)	(986-334) 2.95
10.	Shani Abshier (1994-97)	(1,049-357) 2.94

SOLO BLOCKS

Rank	Name (Years)	Block Solos
1.	Stephanie Pflughaupt (1986-89)	264
2.	Lori Rowe (1983-86)	191
3.	Amy Collinsworth (1990-93)	117
4.	Libby Ralston (1989-92)	110
5.	Jennifer Guess (1990-93)	79
6.	Heather Larkin (1994-97)	74
7.	Belita Salters (2005-08)	65
8.	Lorri Anderson (1984-85)	62
9.	Toni Venturini (1984-85)	49
10.	Darian Dozier (2012-2015)	47

BLOCK ASSISTS

Rank	Name (Years)	Block Assists
1.	Stephanie Pflughaupt (1986-89)	461
2.	Lori Rowe (1983-86)	450
3.	Darian Dozier (2012-Present)	380
4.	Amy Collinsworth (1990-93)	358
5.	Heather Larkin (1994-97)	344
6.	Jennifer Guess (1990-93)	328
7.	Lori Drost (1994-97)	306
8.	Belita Salters (2005-08)	305
9.	Sam Alban (1999-02)	285
10.	Berna Dwyer (1999-02)	278

TOTAL BLOCKS

Rank	Name (Years)	Total Blocks
1.	Stephanie Pflughaupt (1986-89)	725
2.	Lori Rowe (1983-86)	641
3.	Amy Collinsworth (1990-93)	475
4.	Darian Dozier (2012-Present)	427
5.	Heather Larkin (1994-97)	418
6.	Jennifer Guess (1990-93)	407
7.	Libby Ralston (1989-92)	383
8.	Belita Salters (2005-08)	370
9.	Lori Drost (1994-97)	349
10.	Sam Alban (1999-02)	328

**BLOCKS PER SET
(Min. 150 Blocks)**

Rank	Name (Years)	(B-SP) B/S
1.	Stephanie Pflughaupt (1986-89)	(725-455) 1.59
2.	Dee Dee Fortman (1995-97)	(248-196) 1.27
3.	Lori Rowe (1983-86)	(641-507) 1.26
4.	Sue Little (1983)	(162-131) 1.24
5.	Libby Ralston (1989-92)	(383-310) 1.24
6.	Danika Taylor (1998-99)	(238-206) 1.16
7.	Lauren Ford (2003-05)	(280-251) 1.12
8.	Heather Larkin (1994-97)	(418-395) 1.06
9.	Amy Collinsworth (1990-93)	(475-450) 1.06
10.	Lorri Anderson (1984-85)	(186-178) 1.05

POINTS

Rank	Name (Years)	Points
1.	Lori Rowe (1983-86)	2457.0
2.	Shonda Cole (2003-06)	2029.0
3.	Cally Plummer (1998-2002)	1749.5
4.	Juliette Thévenin (2010-13)	1,744.5
5.	Stephanie Pflughaupt (1986-89)	1679.5
6.	Heather Larkin (1994-97)	1636.0
7.	Kim DeNeve (1986-89)	1401.5
8.	Berna Dwyer (1999-2002)	1399.0
9.	Amy Iannocari (1991-94)	1386.5
10.	Ivana Kujundzic (2006-09)	1345.0

**POINTS PER SET
(Min. 500 Points)**

Rank	Name (Years)	(P-SP) P/S
1.	Shonda Cole (2003-06)	(2,029.0-417) 4.87
2.	Lori Rowe (1983-86)	(2,457.0-507) 4.85
3.	Juliette Thévenin (2010-13)	(1,744.5-391) 4.46
4.	Cally Plummer (1998-2002)	(1,749.5-362) 4.44
5.	Heather Larkin (1994-97)	(1,636.0-395) 4.14
6.	Kori Ermigarat (1994-95)	(946.5-233) 4.06
7.	Mikayla Shields (2016-)	(651.5-167) 3.90
8.	Berna Dwyer (1999-2002)	(1,399.0-366) 3.82
9.	Crystal Moore (1997-99)	(892.5-240) 3.72
10.	Stephanie Pflughaupt (1986-89)	(1,679.5-455) 3.69

PLEASE NOTE: Box scores are only available from 1993 to the present. Limited historical records prior to 1993 were used to compile records as well.

Current players in *italics*

**FRESHMAN RECORDS
(SINCE 2007)**

Matches Played: Sarah Cline, 32 (2006)
Sets Played: Sarah Cline, 115 (2006)

- Kills**
1. Juliette Thévenin, 2010350
 2. Taylr McNeil, 2014.....324
 3. Lynae Vanden Hull, 2003314
Mikayla Shields, 2016.....311

- Kills Per Set**
1. Juliette Thévenin, 20103.65
 2. Taylr McNeil, 2014.....3.04
 3. Lynae Vanden Hull, 20032.93
Mikayla Shields, 2016.....3.17

- Attacks**
1. Taylr McNeil, 2014.....935
 2. Juliette Thevenin, 2010934
 3. Lynae Vanden Hull, 2003847
Mikayla Shields, 2016.....685

- Hitting Percentage (Min. 250 Attacks)**
1. Megan Laughlin, 2003..... (.286)
 2. Darian Dozier, 2012 (.265)
 3. Lynae Vanden Hull, 2003 (.253)
Mikayla Shields, 2016..... (.309)

- Assists**
1. Aubrey Ezell, 20151167
 2. Katelyn Panzau, 20031069
 3. Jordan Bradosky, 2007651

- Assists Per Set (Min. 150 Assists)**
1. Aubrey Ezell, 201510.24
 2. Katelyn Panzau, 200310.18
 3. Helen Recaborde, 2013.....6.93

- Aces**
1. Aubrey Ezell, 201547
 2. Lynae Vanden Hull, 200342
 3. Megan Laughlin, 200742

- Aces Per Set (Min. 25 Aces)**
1. Aubrey Ezell, 20150.41
 2. Megan Laughlin, 20070.40
 3. Lynae Vanden Hull, 20030.39

- Digs**
1. Aubrey Ezell, 2015309
 2. Bethanie Thomas, 2011259
 3. Gabrielle Rubeis, 2013.....246

- Digs Per Set (Min. 150 Digs)**
1. Hannah Lawing, 20072.93
 2. Aubrey Ezell, 20152.71
 3. Bethanie Thomas, 20112.62

- Block Solos**
1. Megan Laughlin, 200723
 2. *Alicia Starr, 201614*
 3. Taylr McNeil, 2014.....10

- Block Assists**
1. Ivana Kujundzic, 200680
 2. Megan Laughlin, 200775
 3. Jacqy Angermiller, 201375

- Total Blocks**
1. Megan Laughlin, 200798
 2. Ivana Kujundzic, 200685
 3. Jacqy Angermiller, 201383

- Blocks Per Set (Min. 50 Blocks)**
1. Jacqy Angermiller, 20131.08
 2. Megan Laughlin, 20070.98
 3. Ivana Kujundzic, 20060.86
Alicia Starr, 20161.18

**SOPHOMORE RECORDS
(SINCE 2007)**

Matches Played: Four tied with 32
Sets Played: Koko Atoa-Williams, 121 (2014)

- Kills**
1. Shonda Cole, 2004379
 2. Ivana Kujundzic, 2007349
 3. Niece Curry, 2002.....335

- Kills Per Set**
1. Shonda Cole, 20044.03
 2. Juliette Thévenin, 20113.65
 3. Niece Curry, 2002.....3.38

- Attacks**
1. Koko Atoa-Williams, 2014.....991
 2. Shonda Cole, 2004976
 3. Ivana Kujundzic, 2007954

- Hitting Percentage (Min. 250 Attacks)**
1. Niece Curry, 2002..... (.404)
 2. Frankie Vain, 2011..... (.320)
 3. Megan Laughlin, 2008..... (.308)

- Assists**
1. Kellie McNeil, 2013.....834
 2. Katelyn Panzau, 2004788
 3. Taylor Bruns, 2010759
Aubrey Ezell, 2016.....663

- Assists Per Set (Min. 150 Assists)**
1. Kellie McNeil, 2013.....10.17
 2. Katelyn Panzau, 20048.85
 3. Taylor Bruns, 20107.30
Aubrey Ezell, 2016.....6.70

- Aces**
1. *Aubrey Ezell, 2016.....39*
 2. Hannah Lawing, 200832
 3. Three tied.....31

- Aces Per Set (Min. 25 Aces)**
1. *Aubrey Ezell, 2016.....0.39*
 2. Katelyn Panzau, 20040.35
 3. Lauren Ford, 20030.31

- Digs**
1. Paige Wheeler, 2011475
 2. Sarah Cline, 2007368
 3. Dinelia Concepcion, 2006288

- Digs Per Set (Min. 150 Digs)**
1. Paige Wheeler, 20114.57
 2. Sarah Cline, 20073.76
 3. Katelyn Panzau, 20042.61

- Block Solos**
1. Niece Curry, 2002.....15
 2. Belita Salters, 200614
 3. Megan Laughlin, 2008.....12

- Block Assists**
1. Darian Dozier, 2013107
 2. Niece Curry, 2002.....99
 3. Belita Salters, 200690

- Total Blocks**
1. Darian Dozier, 2013115
 2. Niece Curry, 2002.....114
 3. Belita Salters, 2006104

- Blocks Per Set (Min. 50 Blocks)**
1. Niece Curry, 2002.....1.15
 2. Crystal Johnson, 2005.....1.10
 2. Darian Dozier, 20131.06

**JUNIOR RECORDS
(SINCE 2007)**

Matches Played: Paige Wheeler, 32 (2012)
Sets Played: Darian Dozier, 120 (2014)

- Kills**
1. Juliette Thévenin, 2012453
 2. Shonda Cole, 2005414
 3. Ivana Kujundzic, 2008401

- Kills Per Set**
1. Juliette Thévenin, 20124.31
 2. Shonda Cole, 20054.18
 3. Cally Plummer, 20013.68

- Attacks**
1. Juliette Thévenin, 20121,073
 2. Ivana Kujundzic, 20081,051
 3. Dessaa Legros, 2015.....973

- Hitting Percentage (Min. 250 Attacks)**
1. Belita Salters, 2007 (.330)
 2. Sam Alban, 2001 (.298)
 3. Juliette Thévenin, 2012 (.290)

- Assists**
1. Bridgette Denson-Dorman, 2008....1120
 2. Megan Hosp, 20011113
 3. Taylor Bruns, 2011971

- Assists Per Set (Min. 150 Assists)**
2. Megan Hosp, 200112.10
 1. Bridgette Denson-Dorman, 2008...10.57
 3. Taylor Bruns, 20119.52

- Aces**
1. Cally Plummer, 200150
 2. Ivana Kujundzic, 200835
 3. Niece Curry, 2003.....33

- Aces Per Set (Min. 25 Aces)**
1. Cally Plummer, 20010.54
 2. Iris Santos, 20050.33
 3. Ivana Kujundzic, 20080.32

- Digs**
1. Paige Wheeler, 2012.....414
 2. Michaela Christiaansen, 2013386
 3. Sarah Cline, 2008384

- Digs Per Set (Min. 150 Digs)**
1. Paige Wheeler, 2012.....3.91
 2. Sarah Cline, 20083.84
 3. Michaela Christiaansen, 20133.57

- Block Solos**
1. Belita Salters, 200733
 2. Ivana Kujundzic, 200815
 3. Niece Curry, 2003.....15

- Block Assists**
1. Darian Dozier, 2014127
 2. Lauren Ford, 2003107
 3. Belita Salters, 200795
 3. Nicole Miller, 2004.....95

- Total Blocks**
1. Darian Dozier, 2014141
 2. Belita Salters, 2007128
 3. Lauren Ford, 2004118

- Blocks Per Set (Min. 50 Blocks)**
1. Lauren Ford, 20041.27
 2. Belita Salters, 20071.21
 3. Darian Dozier, 20141.14

**SENIOR RECORDS
(SINCE 2007)**

Matches Played: Cole, Thomson, 32 (2006)
Sets Played: Alexis Thomson, 123 (2006)

- Kills**
1. Shonda Cole, 2006703
 2. Juliette Thévenin, 2013466
 3. Sarah Blomgren, 2015.....345

- Kills Per Set**
1. Shonda Cole, 20065.76
 2. Juliette Thévenin, 20134.57
 3. Berna Dwyer, 20023.22

- Attacks**
1. Shonda Cole, 20061,541
 2. Juliette Thévenin, 20131,173
 3. Sarah Blomgren, 2015.....851

- Hitting Percentage (Min. 250 Attacks)**
1. Belita Salters, 2008 (.389)
 2. Berna Dwyer, 2002 (.354)
 3. Darian Dozier, 2015 (.314)

- Assists**
1. Megan Hosp, 20021,218
 2. Iris Santos, 2006978
 3. Bridgette Denson-Dorman, 2009 ..924

- Assists Per Set (Min. 150 Assists)**
1. Megan Hosp, 200212.30
 2. Iris Santos, 200611.37
 3. Taylor Bruns, 20129.34

- Aces**
1. Megan Hosp, 200253
 2. Shonda Cole, 200647
 3. Ivana Kujundzic, 200923

- Aces Per Set (Min. 25 Aces)**
1. Cally Plummer, 20020.57
 2. Megan Hosp, 20020.54
 3. Shonda Cole, 20060.39

- Digs**
1. Mikaela Christiaansen, 2014.....535
 2. Hannah Lawing, 2010523
 3. Sarah Cline, 2009498

- Digs Per Set (Min. 150 Digs)**
1. Hannah Lawing, 20104.89
 2. Sarah Cline, 20094.57
 3. Mikaela Christiaansen, 2014.....4.35

- Block Solos**
1. Darian Dozier, 201518
 2. Nicole Miller, 200517
 3. Shonda Cole, 200615
 3. Belita Salters, 200815

- Block Assists**
1. Berna Dwyer, 200288
 2. Nicole Miller, 200588
 3. Darian Dozier, 201586

- Total Blocks**
1. Nicole Miller, 2005107
 2. Darian Dozier, 2015104
 3. Berna Dwyer, 2002102

- Blocks Per Set (Min. 50 Blocks)**
1. Nicole Miller, 20051.13
 2. Berna Dwyer, 20021.10
 3. Darian Dozier, 20151.01



DOTTIE HAMPTON || HEAD COACH

- Previously served on the staff as assistant coach and recruiting coordinator
- Was head coach for one season at Niagara
- Part of staff that brought in the 26th-ranked recruiting class for 2017
- Previously coached at Butler, George Mason, Pitt and Indiana
- Was a two-sport athlete at IPFW

The 12th head coach in Gamecock Volleyball history, Dottie Hampton has been elevated to the interim head coach after four years as the Gamecocks' assistant coach and recruiting coordinator.

Hampton has been a key factor in developing a talented young core that boosted the program to its highest win total since 2012, as South Carolina went 18-12 in 2016. Freshmen Mikayla Shields, Courtney Koehler, Claire Edwards and Alicia Starr each played major roles for the team in their first seasons, and enter 2017 as players to watch for the Gamecocks.

In 2015, she helped recruit a stellar class of six freshmen who combined to start 43 matches and play major roles across every position. Aubrey Ezell would be a highlight, as she earned three weekly SEC awards and was named to the conference's All-Freshman team at the end of the year.

Hampton spent the 2013 season as an assistant coach at Butler University and brings a wealth of experience as a coach and player to the Gamecock staff. A native of Richmond, Ind., Hampton works on the offensive side with the Gamecocks' outside hitters and middle blockers.

With the help of Hampton, the Bulldogs had their best season of head coach Sharon Clark's 14-year tenure in 2013 as they went 24-8 overall and 11-5 in BIG EAST play. Hampton helped outside hitter Belle Obert (first team), middle blocker Erica Stahl (first team) and setter Morgan Peterson (second team) earn All-BIG EAST honors. Stahl was also named first team All-East Region by the American Volleyball Coaches Association.

Prior to coaching at Butler, Hampton served as head coach at Niagara in 2012. She guided the Purple Eagles to a 15-14 record, including a 12-6 mark in the Metro Atlantic Athletic Conference. Under the tutelage of Hampton, outside hitter Kari Honomichl was named MAAC Player of the Year, becoming the first Niagara player to earn the honor.

Hampton has also served as an assistant coach at Pittsburgh, George Mason and Indiana. During the 2011 season, she helped the Panthers to an 18-15 record. From 2007-11 Hampton was an assistant coach at George Mason and worked with the middle blockers, setters and defensive specialists. During the 2009 season, Hampton played an integral role in leading the Patriots to a 23-9 overall record and a Colonial Athletic Association Conference title, earning an NCAA Tournament berth. Middle blocker Holly Goode was named the CAA Player of the Year and AVCA All-East Region with Hampton's guidance in 2009.

Hampton gained her first assistant coaching experience at Indiana from 2005-06, working with the Hoosiers' middle blockers. Middle blocker Mandy Eberle set single-season records for block assists and total blocks for the Hoosiers in 2005.

Coaching club volleyball has also been a big part of Hampton's career. She began with the Indy Juniors in 2002 and last coached a club team in 2011-12 with the Pittsburgh Elite. Her 2004 Indy Juniors 18-1 squad qualified for the USA Nationals, and every senior earned a spot on a collegiate roster.

During her playing days, Hampton was a standout for IPFW from 1994-97. She garnered AVCA All-America honors and was a three-time GLVC All-Conference and two-time All-Region selection. Hampton, who was inducted into the IPFW Hall of Fame in 2010, was also a two-time IPFW Player of the Year. She earned her degree in communications with a minor in media production from Purdue University while attending IPFW.

Following her playing career at IPFW, Hampton played as an outside hitter in the European Professional league, playing in Finland, Italy, Portugal and Turkey from 1998-2001.

Hampton is married to Arisca Hampton. The couple resides in Columbia.



HEAD COACHING RECORD

Year	School	Overall			Conference			Finish
		W	L	PCT	W	L	PCT	
2012	Niagara	15	14	.517	12	6	.667	-
2017	South Carolina	0	1	.000	0	1	.000	-
TOTAL		15	15	.500	12	7	.632	

ASSISTANT COACHING RECORD

Year	School	W	L	PCT	W	L	PCT
2014-17	South Carolina	57	50	.533	21	36	.368
2013	Butler	24	8	.750	11	5	.688
2011-12	Pittsburgh	35	29	.547	14	15	.483
2007-11	George Mason	67	70	.489	33	37	.471
2005-06	Indiana	19	45	.297	3	37	.075

13 Seasons

THE HAMPTON TIMELINE

Coaching	
2017-present	Interim head coach, South Carolina
2014-2017	Assistant coach/recruiting coordinator, South Carolina
2013	Assistant coach, Butler
2012	Head coach, Niagara
2011-12	Assistant coach, Pittsburgh/Assistant coach, Pittsburgh Elite Club
2007-11	Assistant coach, George Mason
2005-06	Assistant coach, Indiana
2002-05	Co-head coach, Indy Juniors Volleyball Club
Education	
1998	B.A., Media Production, Purdue



1 CLAIRE EDWARDS

6-2 | Freshman | MB/RS | Sports/Entertainment Mgmt Major | Columbia, S.C. (River Bluff)

SEASON HIGHS

Kills	13, Texas Tech (9/16)
Attempts	32, Texas Tech (9/16)
Hit. % (Min. 5 Att.)	.545, Troy (8/26)
Assists	1, 2x, last vs. Ga. Southern (9/15)
Aces	2, 2x, last vs. Ga. Southern (9/15)
Digs	5, Texas Tech (9/16/17)
Block Solo	2, Northwestern (9/1)
Block Assists	6, 2x, last vs. Texas Tech (9/16)
Total Blocks	7, UNF (8/26)

CAREER HIGHS

Kills	13, Texas Tech (9/16/17)
Attempts	32, Texas Tech (9/16/17)
Hit. % (Min. 5 Att.)	.714, Gardner-Webb (9/17/16)
Assists	1, 3x, last vs. Ga. Southern (9/15/17)
Aces	2, 2x, last vs. Ga. Southern (9/15/17)
Digs	5, Texas Tech (9/16/17)
Block Solo	3, Northwestern (9/1/17)
Block Assists	6, 4x, last vs. Texas Tech (9/16/17)
Total Blocks	7, 2x, last vs. UNF (8/26/17)

SEASON HIGHLIGHTS

- Tied a career high with seven blocks against UNF (8/26)
- Hit .545 with six kills against Troy (8/26)
- Set career highs in digs (3) and solo blocks (2) against Northwestern (9/1)
- Hit a career-high two aces in the fifth set of the loss against Radford (9/9)
- Led the team with a career-high 13 kills against Texas Tech, also setting new career highs for digs and block assists (9/16)
- Hit .471 with nine kills vs. Tennessee (10/1)

CAREER STATISTICS

YEAR	SP	MP	KILL	K/S	ERR	ATT	PCT	AST	A/S	SA	SA/S	SE	DIG	D/S	RE	BS	BA	TB	B/S	BE	BHE	PTS	PT/S
2016	63	26	79	1.25	23	177	.316	1	0.02	4	0.06	7	3	0.05	0	8	46	54	0.86	5	0	114.0	1.81
2017	49	14	85	1.73	30	208	.264	2	0.04	8	0.16	21	24	0.49	0	5	39	44	0.90	2	1	117.5	2.39
TOTAL	112	40	164	1.46	53	385	.288	3	0.03	12	0.11	28	27	0.24	0	13	85	98	0.88	7	1	231.5	2.06



3 JESS VASTINE

6-0 | Freshman | OH | Exercise Science Major | Wittman, Ariz. (Millennium)

SEASON/CAREER HIGHS

Kills	9, Georgia Southern (9/15)
Attempts	22, Duke (9/2)
Hit. % (Min. 5 Att.)	.571, Clemson (9/16)
Assists	2, 2x, last vs. Georgia (10/6)
Aces	2, Texas Tech (9/16)
Digs	11, Duke (9/2)
Blocks Solo	-
Block Assists	4, Duke (9/2)
Total Blocks	4, Duke (9/2)

SEASON HIGHLIGHTS

- Popped up 11 digs and added four block assists and three kills in the win over Duke (9/2).
- Made her first start against EKU (9/8)
- Her nine kills against Georgia Southern set a new personal best and led the team (9/15)
- Had eight digs and four kills vs. Tennessee (10/1)

BEFORE SOUTH CAROLINA

- Finished second in kills and third in aces at the state's Division II level.
- Was a AIA Division I first team member while playing for her mother at Millennium High School.

CAREER STATISTICS

YEAR	SP	MP	KILL	K/S	ERR	ATT	PCT	AST	A/S	SA	SA/S	SE	DIG	D/S	RE	BS	BA	TB	B/S	BE	BHE	PTS	PT/S
2017	37	15	33	0.89	19	123	.114	11	0.30	6	0.16	4	51	1.38	8	0	9	9	0.24	1	0	43.5	1.16
TOTAL	37	15	33	0.89	19	123	.114	11	0.30	6	0.16	4	51	1.38	8	0	9	9	0.24	1	0	43.5	1.16



5 AUBREY EZELL

5-8 | Junior | DS/Libero | Public Health Major | Granbury, Texas (Granbury)

SEASON HIGHS

Kills	1, 2x, last vs. Radford (9/9)
Attempts	5, UNCW (9/1)
Hit. % (Min. 5 Att.)	.200, UNCW (9/1)
Assists	17, UNCW (9/1)
Aces	6, Miami (9/8)
Digs	25, Tennessee (10/1)
Blocks Solo	-
Block Assists	-
Total Blocks	-

CAREER HIGHS

Kills	5, 2x, last vs. Arkansas (10/25/15)
Attempts	9, Winthrop (9/5/15)
Hit. % (Min. 5 Att.)	.600, Clemson (9/4/16)
Assists	62, Tennessee (10/18/15)
Aces	6, Miami (9/8/17)
Digs	25, Tennessee (10/1/17)
Blocks Solo	1, 4x, last at Ga. Southern (9/10/16)
Block Assists	5, Auburn (11/6/15)
Total Blocks	5, Auburn (11/6/15)

SEASON HIGHLIGHTS

- Set a career high with 19 digs against Mercer (8/25)
- Recorded her 26th career double-double against UNCW, finishing with 17 assists and 15 digs (9/1)
- Recorded 16 aces over 13 sets at the Carolina Classic, including six against Miami to match a career high and tying the program record for aces in a five-set match (9/8)
- Dug up a career-high 25 balls against Tennessee (10/1)

CAREER STATISTICS

YEAR	SP	MP	KILL	K/S	ERR	ATT	PCT	AST	A/S	SA	SA/S	SE	DIG	D/S	RE	BS	BA	TB	B/S	BE	BHE	PTS	PT/S
2015	114	31	50	0.44	22	141	.199	1167	10.24	47	0.41	94	309	2.71	0	4	47	51	0.45	10	10	124.5	1.09
2016	106	30	42	0.40	9	108	.306	726	6.85	41	0.39	62	218	2.06	1	1	8	9	0.08	1	0	88.0	0.83
2017	62	16	2	0.03	2	13	.000	76	1.23	32	0.52	48	279	4.50	12	0	0	0	0.00	0	4	34.0	0.55
TOTAL	282	77	94	0.33	33	262	.233	1969	6.98	120	0.43	204	806	2.86	13	5	55	60	0.21	11	14	246.5	0.87



6 COURTNEY KOEHLER

5-11 | Sophomore | Setter | Sports/Entertainment Mgmt Major | Asheville, N.C. (A.C. Reynolds)

SEASON/CAREER HIGHS		CAREER HIGHS		SEASON HIGHLIGHTS	
Kills	6, Texas Tech (9/16)	Kills	6, Texas Tech (9/16/17)	<ul style="list-style-type: none"> • Posted a double-double against UNCW, with 30 assists and 10 digs (9/1) • Had a career day in the win at Duke, with four kills, 47 assists and eight digs in four sets (9/2) • Tied a career high with 11 digs against Miami, and set a career high with two solo blocks (9/8) • Set new career highs for kills and blocks against Texas Tech, and matched her personal best in digs (9/16) • Dished out a career-high 50 assists vs. Tennessee (10/1) 	
Attempts	12, Texas Tech (9/16)	Attempts	12, Texas Tech (9/16/17)		
Hit. % (Min. 5 Att.)	.625, Ga. Southern (9/15)	Hit. % (Min. 5 Att.)	.444, Miami (Ohio) (9/8/17)		
Assists	50, Tennessee (10/1)	Assists	50, Tennessee (10/1/17)		
Aces	3, Georgia (10/6)	Aces	3, Georgia (10/6/17)		
Digs	11, 3x, last vs. Texas Tech (9/16)	Digs	11, 4x, last vs. Texas Tech (9/16/17)		
Blocks Solo	2, Miami (Ohio) (9/8)	Blocks Solo	2, Miami (Ohio) (9/8/17)		
Block Assists	4, Texas Tech (9/16)	Block Assists	4, Texas Tech (9/16/17)		
Total Blocks	4, Texas Tech (9/16)	Total Blocks	4, Texas Tech (9/16/17)		

CAREER STATISTICS

YEAR	SP	MP	KILL	K/S	ERR	ATT	PCT	AST	A/S	SA	SA/S	SE	DIG	D/S	RE	BS	BA	TB	B/S	BE	BHE	PTS	PT/S
2016	97	30	1	0.01	4	11	-.273	388	4.00	12	0.12	9	105	1.08	1	0	2	2	0.02	1	5	14.0	0.14
2017	62	16	48	0.77	9	111	.351	582	9.39	13	0.21	1	115	1.85	0	7	18	25	0.40	4	15	77.0	1.24
TOTAL	159	46	49	0.31	13	122	.295	970	6.10	25	0.16	21	220	1.38	1	7	20	27	0.17	5	20	91.0	0.57



7 BROOKE GOSTOMSKI

6-0 | Freshman | OH | Pharmacy Major | Muskego, Wisc. (Muskego)

SEASON/CAREER HIGHS		SEASON HIGHLIGHTS		BEFORE SOUTH CAROLINA	
Kills	5, Mercer (8/25)	<ul style="list-style-type: none"> • Made her college debut with five kills off the bench against Mercer, hitting .500 (8/25) • Recorded a pair of aces against LSU (9/29) 		<ul style="list-style-type: none"> • Multiple-time Wisconsin Volleyball Coaches Association (WVCA) All-State honoree. • She missed her senior season due to injury, but still was named one of the top 150 high school seniors due to her success at the club level. 	
Attempts	8, Mercer (8/25)				
Hit. % (Min. 5 Att.)	.500, Mercer (8/25)				
Assists	1, Radford (9/9)				
Aces	2, LSU (9/29)				
Digs	3, Troy (8/26)				
Blocks Solo	-				
Block Assists	-				
Total Blocks	-				

CAREER STATISTICS

YEAR	SP	MP	KILL	K/S	ERR	ATT	PCT	AST	A/S	SA	SA/S	SE	DIG	D/S	RE	BS	BA	TB	B/S	BE	BHE	PTS	PT/S
2017	29	13	10	0.34	3	23	.304	1	0.03	6	0.21	5	15	0.52	5	0	1	1	0.03	0	0	16.5	0.55
TOTAL	29	13	10	0.34	3	23	.304	1	0.03	6	0.21	5	15	0.52	5	0	1	1	0.03	0	0	16.5	0.55



8 MIKAYLA SHIELDS

6-0 | Sophomore | RS/OH | Biological Sciences Major | Orlando, Fla. (Lake Nona)

SEASON HIGHS		CAREER HIGHS		SEASON HIGHLIGHTS	
Kills	26, 2x, last vs. Miami (9/8)	Kills	26, Duke (9/2/17)	<ul style="list-style-type: none"> • Averaged 5.33 kills and 3.17 digs per set, while hitting .383, at the Duke Invitational (9/1-2). • Led the offense with four kills and 3.15 digs per set at the Carolina Classic (9/8-9) • Led the team with 21 kills and added 10 digs against Tennessee (10/1) 	
Attempts	51, Miami (9/8)	Attempts	19, Miami (9/8/17)		
Hit. % (Min. 5 Att.)	.511, Duke (9/2)	Hit. % (Min. 5 Att.)	.619, William & Mary (9/17/16)		
Assists	3, Duke (9/2)	Assists	3, Duke (9/2/17)		
Aces	2, 2x, last vs. Miami (9/8)	Aces	6, Georgia (11/6/16)		
Digs	19, Miami (9/8)	Digs	19, Miami (9/8/17)		
Blocks Solo	2, 2x, last vs. Georgia (10/6)	Blocks Solo	2, 2x, last vs. Georgia (10/6/17)		
Block Assists	4, 2x, last vs. Clemson (9/16)	Block Assists	5, 2x, last at Georgia (10/7/16)		
Total Blocks	5, 2x, last vs. Georgia (10/6)	Total Blocks	6, Binghamton (8/27/16)		

CAREER STATISTICS

YEAR	SP	MP	KILL	K/S	ERR	ATT	PCT	AST	A/S	SA	SA/S	SE	DIG	D/S	RE	BS	BA	TB	B/S	BE	BHE	PTS	PT/S
2016	105	30	341	3.25	108	757	.308	7	0.07	8	0.08	7	116	1.10	5	5	65	70	0.67	13	1	386.5	3.68
2017	62	16	229	3.69	67	521	.311	15	0.24	8	0.13	26	149	2.40	9	12	32	44	0.71	6	3	265.0	4.27
TOTAL	167	46	570	3.41	175	1278	.309	22	0.13	16	0.10	33	265	1.59	14	17	97	114	0.68	19	4	651.5	3.90



9 ELLIE POPELKA

6-2 | Freshman | MB | Business Major | Williamsburg, Va. (Jamestown)

SEASON/CAREER HIGHS	SEASON HIGHLIGHTS	BEFORE SOUTH CAROLINA
Kills	-	• A high school all-american for Jamestown High School in Virginia
Attempts	-	• Made the AVCA's high school phenom team three times
Hit. % (Min. 5 Att.)	-	• Wendy's High School Heisman representative for her high school
Assists	-	
Aces	-	
Digs	-	
Blocks Solo	-	
Block Assists	-	
Total Blocks	-	

CAREER STATISTICS

YEAR	SP	MP	KILL	K/S	ERR	ATT	PCT	AST	A/S	SA	SA/S	SE	DIG	D/S	RE	BS	BA	TB	B/S	BE	BHE	PTS	PT/S
2017	-	-	-	-	-	-	-	-	-	-	-	-	-	-	-	-	-	-	-	-	-	-	-
TOTAL	-	-	-	-	-	-	-	-	-	-	-	-	-	-	-	-	-	-	-	-	-	-	-



10 EMMA LOCK

5-9 | R-Sophomore | DS/Libero | Experimental Psychology Major | Lee's Summit, Mo. (Lee's Summit)

SEASON HIGHS	CAREER HIGHS	SEASON HIGHLIGHTS
Kills	1, 2x, last vs. UNCW (9/1)	• Returned from a season-ending injury to see time in all three weekend matches for the Gamecocks
Attempts	1, 3x, last vs. ECU (9/8)	• Served up a pair of aces against UNF, also adding a weekend-best three digs
Hit. % (Min. 5 Att.)	-	• Matched a career high with four assists against Mercer (8/25)
Assists	4, Mercer (8/25)	• Dug up 11 balls against UNCW (9/1)
Aces	2, 2x, last vs. Duke (9/2)	
Digs	11, UNCW (9/1)	
Blocks Solo	-	
Block Assists	-	
Total Blocks	-	
Kills	1, 4x, last vs. UNCW (9/1/17)	
Attempts	5, LSU (9/27/15)	
Hit. % (Min. 5 Att.)	.200, LSU (9/27/15)	
Assists	4, 3x, last vs. Mercer (8/25/17)	
Aces	2, 2x, last vs. UNF (8/26/17)	
Digs	19, Western Michigan (9/12/15)	
Blocks Solo	N/A	
Block Assists	N/A	
Total Blocks	N/A	

CAREER STATISTICS

YEAR	SP	MP	KILL	K/S	ERR	ATT	PCT	AST	A/S	SA	SA/S	SE	DIG	D/S	RE	BS	BA	TB	B/S	BE	BHE	PTS	PT/S
2015	87	27	2	0.02	3	16	-.062	31	0.36	11	0.13	16	140	1.61	10	0	0	0	0.00	0	3	13.0	0.15
2016	15	9	1	0.07	1	2	.000	0	0.00	2	0.13	4	208	1.45	22	0	0	0	0.00	0	3	23.0	0.16
2017	46	15	2	0.04	2	6	.000	9	0.20	6	0.13	7	45	0.98	8	0	0	0	0.00	0	0	8.0	0.17
TOTAL	148	51	5	0.03	6	24	-.042	40	0.27	19	0.13	27	212	1.43	22	0	0	0	0.00	0	3	24.0	0.16



11 MIKAYLA ROBINSON

6-2 | Freshman | MB | Broadcast Journalism Major | West Dundee, Ill. (Harvest Christian Academy)

SEASON/CAREER HIGHS	SEASON HIGHLIGHTS	BEFORE SOUTH CAROLINA
Kills	14, Radford (9/9)	• Ranked as a top-20 recruit, and is also a high school all-american.
Attempts	32, Radford (9/9)	• Made Volleyball Magazine's Fab 50 team
Hit. % (Min. 5 Att.)	.846, Mercer (8/25)	
Assists	1, 3x, last vs. Miami (9/8)	
Aces	-	
Digs	2, ECU (9/8)	
Blocks Solo	2, 2x, last vs. Georgia (10/6)	
Block Assists	7, Clemson (9/16)	
Total Blocks	7, Clemson (9/16)	
Kills	• Set the program's rally scoring era record for hitting percentage (.846) vs. Mercer (8/25)	
Attempts	• Hit .500 with 10 kills and four blocks vs. Troy (8/26)	
Hit. % (Min. 5 Att.)	• Blocked six balls (two solo) and added nine kills against Duke (9/2)	
Assists	• Season high 14 kills vs. Radford (9/9)	
Aces	• Averaged 1.60 blocks per set at the Clemson Challenge (9/15-16)	
Digs		
Blocks Solo		
Block Assists		
Total Blocks		

CAREER STATISTICS

YEAR	SP	MP	KILL	K/S	ERR	ATT	PCT	AST	A/S	SA	SA/S	SE	DIG	D/S	RE	BS	BA	TB	B/S	BE	BHE	PTS	PT/S
2017	61	16	137	2.25	50	290	.300	3	0.05	0	0.00	0	5	0.08	1	7	51	58	0.95	5	0	169.5	2.77
TOTAL	61	16	137	2.25	50	290	.300	3	0.05	0	0.00	0	5	0.08	1	7	51	58	0.95	5	0	169.5	2.77



12 COURTNEY FURLONG

6-3 | Junior | OH | Experimental Psychology Major | Oviedo, Fla. (Oviedo)

SEASON HIGHS

Kills	10, UNF (8/26)
Attempts	27, Duke (9/2)
Hit. % (Min. 5 Att.)	.350, UNF (8/26)
Assists	1, Troy (8/26)
Aces	2, Radford (9/9)
Digs	16, UNCW (9/1)
Blocks Solo	1, 2x, last vs. UNCW (9/1)
Block Assists	5, EKU (9/8)
Total Blocks	5, EKU (9/8)

CAREER HIGHS

Kills	13, Western Michigan (9/12/15)
Attempts	40, Western Michigan (9/12/15)
Hit. % (Min. 5 Att.)	.556, Georgia (11/6/16)
Assists	2, N.C. Central (8/29/15)
Aces	2, Radford (9/9/17)
Digs	16, UNCW (9/1/17)
Blocks Solo	2, at Charleston (8/26/16)
Block Assists	5, EKU (9/8/17)
Total Blocks	5, EKU (9/8/17)

SEASON HIGHLIGHTS

- Hit. 350 with 10 kills in the win over North Florida (8/26)
- Came off the bench and had three kills, an ace and a solo block in the win over Troy (8/26)
- Dug a career-high 16 balls against UNCW (9/1)

CAREER STATISTICS

YEAR	SP	MP	KILL	K/S	ERR	ATT	PCT	AST	A/S	SA	SA/S	SE	DIG	D/S	RE	BS	BA	TB	B/S	BE	BHE	PTS	PT/S
2015	86	31	110	1.28	54	356	.157	4	0.05	2	0.02	0	37	0.43	2	5	26	31	0.36	4	0	130.0	1.51
2016	41	22	63	1.54	29	162	.210	6	0.15	0	0.00	1	25	0.61	6	5	15	20	0.49	0	0	75.5	1.83
2017	34	13	47	1.38	31	161	.099	1	0.03	3	0.09	1	39	1.15	4	3	17	20	0.59	3	0	61.5	1.79
TOTAL	161	66	220	1.37	114	679	.156	11	0.07	5	0.03	2	101	0.63	12	13	58	71	0.44	7	0	267.0	1.66



15 JESSE TURNER

6-2 | Junior | MB/RS | Biological Sciences Major | Austin, Texas (Westlake)

SEASON HIGHS

Kills	1, Troy (8/26)
Attempts	3, Troy (8/26)
Hit. % (Min. 5 Att.)	-
Assists	-
Aces	-
Digs	-
Blocks Solo	-
Block Assists	-
Total Blocks	-

CAREER HIGHS

Kills	3, 2x, last vs. Gardner-Webb (9/17/16)
Attempts	12, Florida (10/30/15)
Hit. % (Min. 5 Att.)	.250, Florida (10/30/15)
Assists	N/A
Aces	N/A
Digs	2, Florida (10/30/15)
Blocks Solo	N/A
Block Assists	1, 3x, last vs. Florida (10/9/16)
Total Blocks	1, 3x, last vs. Florida (10/9/16)

SEASON HIGHLIGHTS

- Saw her first playing time against Troy, getting a kill in three swings (8/26)

CAREER STATISTICS

YEAR	SP	MP	KILL	K/S	ERR	ATT	PCT	AST	A/S	SA	SA/S	SE	DIG	D/S	RE	BS	BA	TB	B/S	BE	BHE	PTS	PT/S
2015	5	3	3	0.60	1	16	.125	0	0.00	0	0.00	0	2	0.40	0	0	2	2	0.40	0	0	4.0	0.80
2016	7	6	8	1.14	1	30	.233	1	0.14	0	0.00	0	2	0.29	0	0	4	4	0.57	1	0	10.0	1.43
2017	1	1	1	1.00	0	3	.333	0	0.00	0	0.00	0	0	0.00	0	0	0	0	0.00	0	0	2.0	1.00
TOTAL	13	10	12	0.92	2	49	.204	1	0.08	0	0.00	0	4	0.31	0	0	6	6	0.46	1	0	16.0	1.14



16 SAVANNAH MURRAY

5-9 | Sophomore | DS/Libero | Exercise Science Major | St. Augustine, Fla. (Bartram Trail)

SEASON HIGHS

Kills	-
Attempts	-
Hit. % (Min. 5 Att.)	-
Assists	-
Aces	-
Digs	5, Georgia (10/6)
Blocks Solo	-
Block Assists	-
Total Blocks	-

SEASON/CAREER HIGHS

Kills	N/A
Attempts	1, 2x, last at Texas A&M (10/14/16)
Hit. % (Min. 5 Att.)	N/A
Assists	1, Florida (11/11/16)
Aces	1, 3x, last vs. Georgia (11/6/16)
Digs	5, Florida (11/11/16)
Blocks Solo	N/A
Block Assists	N/A
Total Blocks	N/A

SEASON HIGHLIGHTS

- Played the back row against Troy (8/26)
- Made her SEC debut vs. Georgia, and had five digs (10/6)

CAREER STATISTICS

YEAR	SP	MP	KILL	K/S	ERR	ATT	PCT	AST	A/S	SA	SA/S	SE	DIG	D/S	RE	BS	BA	TB	B/S	BE	BHE	PTS	PT/S
2016	26	14	0	0.00	1	2	-.500	2	0.08	3	0.12	8	18	0.69	4	0	0	0	0.00	0	0	3.0	0.12
2017	5	3	0	0.00	0	0	.000	0	0.00	0	0.00	0	5	1.00	1	0	0	0	0.00	0	0	0.0	0.00
TOTAL	31	17	0	0.00	1	2	-.500	2	0.06	3	0.10	8	23	0.74	5	0	0	0	0.00	0	0	3.0	0.10



20 ALICIA STARR

6-0 | Sophomore | LS/MB | Exercise Science Major | Blue Springs, Mo. (Blue Springs)

SEASON HIGHS

Kills	12, Duke (9/2)
Attempts	36, Mississippi State (9/22)
Hit. % (Min. 5 Att.)	.500, Duke (9/2)
Assists	3, Texas Tech (9/16)
Aces	1, 2x, last vs. Clemson (9/16)
Digs	11, Texas Tech (9/16)
Blocks Solo	1, 4x, last vs. Georgia (10/6)
Block Assists	7, Duke (9/2)
Total Blocks	7, Duke (9/2)

CAREER HIGHS

Kills	12, Duke (9/2/17)
Attempts	36, Mississippi State (9/22/17)
Hit. % (Min. 5 Att.)	.833, Davidson (9/16/16)
Assists	3, Texas Tech (9/16/17)
Aces	1, 10x, last vs. Clemson (9/16/17)
Digs	11, Texas Tech (9/16/17)
Blocks Solo	4, Davidson (9/16/16)
Block Assists	9, Kentucky (9/2/16)
Total Blocks	11, Kentucky (10/2/16)

SEASON HIGHLIGHTS

- Hit .333 with five kills in the win over Mercer (8/25)
- Popped up four digs to go along with four blocks and eight kills in the win over North Florida (8/26)
- Set a career high with 12 kills and six digs against Duke, also adding seven block assists (9/2)

CAREER STATISTICS

YEAR	SP	MP	KILL	K/S	ERR	ATT	PCT	AST	A/S	SA	SA/S	SE	DIG	D/S	RE	BS	BA	TB	B/S	BE	BHE	PTS	PT/S
2016	71	25	80	1.13	17	189	.333	2	0.03	8	0.11	4	25	0.35	0	14	66	80	1.13	8	0	135.0	1.90
2017	59	16	117	1.98	37	336	.238	15	0.25	3	0.05	12	81	1.37	10	5	37	42	0.71	4	0	143.5	2.42
TOTAL	130	41	197	1.52	54	525	.272	17	0.13	11	0.08	16	106	0.82	10	19	103	122	0.94	12	0	278.5	2.14



22 ABREIA EPPS

6-0 | Senior | OH/RS | Counselor Education Masters | Columbia, S.C. (Charlotte)

SEASON HIGHS

Kills	9, 2x, last vs. Georgia (10/6)
Attempts	36, UNCW (9/1)
Hit. % (Min. 5 Att.)	.400, Northwestern (9/1)
Assists	1, Miami (9/8)
Aces	-
Digs	4, Georgia (10/6)
Blocks Solo	-
Block Assists	1, 4x, last vs. Radford (9/9)
Total Blocks	1, 4x, last vs. Radford (9/9)

CAREER HIGHS

Kills	13, William & Mary (9/17)
Attempts	36, UNCW (9/1/17)
Hit. % (Min. 5 Att.)	.588, Furman (9/3/16)
Assists	1, Miami (9/8/17)
Aces	N/A
Digs	2, 5x, last at Georgia (10/7/16)
Blocks Solo	2, College of Charleston (8/26/16)
Block Assists	6, Kentucky (10/2/16)
Total Blocks	6, Kentucky (10/2/16)

SEASON HIGHLIGHTS


- Missed the opening weekend due to injury
- Returned to action at the Duke Invite, and had nine kills against UNCW (9/1)
- Had 16 kills over eight sets against LSU and Tennessee

CAREER STATISTICS

YEAR	SP	MP	KILL	K/S	ERR	ATT	PCT	AST	A/S	SA	SA/S	SE	DIG	D/S	RE	BS	BA	TB	B/S	BE	BHE	PTS	PT/S
2014*	116	31	263	2.27	135	686	.187	4	0.03	0	0.00	0	41	0.35	3	7	55	62	0.53	12	1		
2015*	94	27	280	2.98	103	734	.241	3	0.03	0	0.00	0	40	0.43	4	6	39	45	0.48	11	0		
TOTAL	210	58	543	2.58	238	1420	.215	7	0.03	0	0.00	0	81	0.39	7	13	94	107	0.51	23	1		

*at UNC-Charlotte

YEAR	SP	MP	KILL	K/S	ERR	ATT	PCT	AST	A/S	SA	SA/S	SE	DIG	D/S	RE	BS	BA	TB	B/S	BE	BHE	PTS	PT/S
2016	73	26	140	1.92	58	345	.238	0	0.00	0	0.00	0	21	0.29	0	2	31	33	0.45	3	0	157.5	2.15
2017	33	10	53	1.61	28	150	.167	1	0.03	0	0.00	0	11	0.33	3	0	4	4	0.12	2	0	55.0	1.67
TOTAL	106	36	193	1.82	86	495	.216	1	0.01	0	0.00	0	32	0.30	3	2	35	37	0.35	5	0	212.5	2.00



23 CALLIE BROWN

6-1 | Junior | MB/RS | Broadcast Journalism Major | Summerfield, N.C. (Rockingham County)

SEASON HIGHS

Kills	1, Troy (8/26)
Attempts	3, Troy (8/26)
Hit. % (Min. 5 Att.)	-
Assists	-
Aces	-
Digs	-
Blocks Solo	-
Block Assists	2, UNCW (9/1)
Total Blocks	2, UNCW (9/1)

CAREER HIGHS

Kills	3, N.C. Central (8/29/15)
Attempts	5, N.C. Central (8/29/15)
Hit. % (Min. 5 Att.)	N/A
Assists	N/A
Aces	N/A
Digs	1, Tennessee (10/18/15)
Blocks Solo	N/A
Block Assists	2, UNCW (9/1/17)
Total Blocks	2, UNCW (9/1/17)

SEASON HIGHLIGHTS

- Saw time in the win against Troy, getting a kill over three swings (8/26)
- Had a career-high two block assists against UNCW (9/1)

CAREER STATISTICS

YEAR	SP	MP	KILL	K/S	ERR	ATT	PCT	AST	A/S	SA	SA/S	SE	DIG	D/S	RE	BS	BA	TB	B/S	BE	BHE	PTS	PT/S
2015	18	14	4	0.22	0	11	.364	0	0.00	0	0.00	0	1	0.06	0	0	2	2	0.11	0	0	5.0	0.28
2016	4	4	4	1.00	4	12	.000	0	0.00	0	0.00	0	0	0.00	0	0	0	0	0.00	0	0	4.0	1.00
2017	3	3	1	0.33	1	6	.000	0	0.00	0	0.00	0	0	0.00	0	0	2	2	0.67	0	0	2.0	0.50
TOTAL	25	21	9	0.36	5	29	.138	0	0.00	0	0.00	0	1	0.04	0	0	4	4	0.16	0	0	11.0	0.42



25 COURTNEY MCKEAG

6-0 | R-Junior | MB/OH | Criminology Major | San Juan Capistrano, Calif. (San Juan Hills)

SEASON HIGHS

Kills	1, UNF (8/26)
Attempts	3, UNF (8/26)
Hit. % (Min. 5 Att.)	-
Assists	-
Aces	-
Digs	1, UNF (8/26)
Blocks Solo	-
Block Assists	-
Total Blocks	-

CAREER HIGHS

Kills	2, Buffalo (9/9/16)
Attempts	4, Gardner-Webb (9/17/16)
Hit. % (Min. 5 Att.)	N/A
Assists	N/A
Aces	1, 2x, last vs. Gardner-Webb (9/17/16)
Digs	2, Gardner-Webb (9/17/16)
Blocks Solo	N/A
Block Assists	N/A
Total Blocks	N/A

SEASON HIGHLIGHTS

- Came off the bench in the victory over North Florida, getting a kill and a dig (8/26)

CAREER STATISTICS

YEAR	SP	MP	KILL	K/S	ERR	ATT	PCT	AST	A/S	SA	SA/S	SE	DIG	D/S	RE	BS	BA	TB	B/S	BE	BHE	PTS	PT/S	
2014	-	-	-	-	-	-	-	-	-	DNP - Injured		-	-	-	-	-	-	-	-	-	-	-	-	-
2015	-	-	-	-	-	-	-	-	-	DNP - Injured		-	-	-	-	-	-	-	-	-	-	-	-	-
2016	5	4	3	0.60	1	9	.222	0	0.00	2	0.40	0	3	0.60	0	0	0	0	0.00	0	0	5.0	1.00	
2017	3	3	1	0.33	0	3	.333	0	0.00	0	0.00	1	1	0.33	0	0	0	0	0.00	0	0	1.0	0.33	
TOTAL	8	7	4	0.50	1	12	.250	0	0.00	2	0.25	1	4	0.50	0	0	0	0	0.00	0	0	6.0	0.75	

COACHES AND SUPPORT STAFF




Dottie Hampton
Interim Head Coach
Fourth Season



Shonda Cole
Associate Head Coach
Fourth Season



Adrianna Culbert
Assistant Coach
First Season



Julian Welsh-White
Volunteer Assistant Coach
First Season



Maddie Hills
Graduate Assistant
First Season



Alyssa Taylor
Director of Operations
Second Season