



2014-15 GAME NOTES

SOUTH CAROLINA WOMEN'S BASKETBALL

Assoc. Media Relations Dir.: Diana Koval | Office: 803.777.7977 | Cell: 314.369.6050 | Email: dkoval@mailbox.sc.edu
 Website: www.GamecocksOnline.com | Twitter: @GamecockWBB | Instagram: @GamecockWBB

Game Information

Date: Wednesday, December 17, 2014 | 7 p.m.

Site: Hampton, Va.
 Arena: Convocation Center (7,200)

Broadcast: HamptonPirates.com (\$6)
 Radio: 107.5 The Game (Brad Muller)
 Live Stats: HamptonPirates.com

South Carolina Gamecocks 9-0



VS.



Hampton Lady Pirates 3-5

Ranking: 1/1 (AP/Coaches)
 Head Coach: Dawn Staley
 Record at SC: 130-71 (7th)
 Career Rec.: 302-151 (15th)

Top Scorer: Wilson (14.3 ppg)
 Top Reb.: Coates (8.4 rpg)

Series History: SC leads 1-0
 In Hampton: Never Met
 In Columbia: Never Met
 Neutral Site: SC leads 1-0
 Current Streak: SC last one

Ranking: -/
 Head Coach: David Six
 Rec. at HU: 130-40 (6th)
 Career Rec.: Same

Top Scorer: Tate-DeFreitas (19.5)
 Top Reb.: Hobgood (8.4 rpg)

2014-15 Schedule

Nov. 2	Coker (Exh.) (SECN+)	W, 100-25
Nov. 15	Southern California (SECN+)	W, 70-61
Nov. 20	Clemson (SECN)	W, 99-41
Nov. 23	San Diego State (SECN+)	W, 89-38
<i>Junkanoo Jam (Lucaya Division) • Freeport, Bahamas</i>		
Nov. 27	vs. Wisconsin	W, 67-44
Nov. 28	vs. #22/22 Syracuse	W, 67-63
Dec. 1	NC Central (SECN+)	W, 90-26
Dec. 4	Charlotte (SECN)	W, 82-61
Dec. 7	at #9/8 Duke (ESPN2)	W, 51-50
Dec. 14	Savannah State (SECN+)	W, 111-49
Dec. 17	at Hampton	7 p.m.
<i>Gopher Classic • Minneapolis, Minn.</i>		
Dec. 20	vs. Central Michigan	1 p.m.
Dec. 21	vs. Liberty	1 p.m.
Jan. 2	Auburn* (SECN)	7 p.m.
Jan. 4	at LSU* (ESPN2)	3 p.m.
Jan. 8	at Alabama* (SECN+)	7 p.m.
Jan. 11	Kentucky* (ESPN2)	1 p.m.
Jan. 15	at Missouri* (SECN)	9 p.m.
Jan. 19	at Florida* (SECN)	7 p.m.
Jan. 26	Texas A&M* (ESPN2)	7 p.m.
Jan. 29	Alabama* (SECN+)	7 p.m.
Feb. 1	at Ole Miss* (ESPNU)	4:30 p.m.
Feb. 5	at Georgia* (SECN)	7 p.m.
Feb. 9	at Connecticut (ESPN2)	8 p.m.
Feb. 12	LSU* (FSN)	7 p.m.
Feb. 15	Vanderbilt* (ESPNU)	Noon
Feb. 19	at Arkansas* (SECN)	9 p.m.
Feb. 23	Tennessee* (ESPN2)	9 p.m.
Feb. 26	Mississippi State* (FSN)	7 p.m.
Mar. 1	at Kentucky* (ESPNU/2)	2/5 p.m.
<i>SEC Tournament • North Little Rock, Ark.</i>		
Mar. 4	First Round (SECN)	TBA
Mar. 5	Second Round (SECN)	TBA
Mar. 6	Quarterfinals (SECN)	TBA
Mar. 7	Semifinals (ESPNU)	TBA
Mar. 8	Final (ESPN)	TBA

* indicates SEC game
 All Times Listed as Eastern and are subject to change

one.

Prior to each season, head coach Dawn Staley chooses a theme for her team to play under. This season's is "one."

With expectations surrounding this season, Staley believed it was important for her team to focus on the collective instead of any individual, knowing that to thrive in pressure situations, each student-athlete may have to sacrifice a piece of herself to become one team.















South Carolina Notables

- The Gamecocks are in their 41st season of women's basketball. It is the program's 24th season in the SEC and the seventh under head coach Dawn Staley. South Carolina has played in the last three NCAA Tournaments, including two trips to the Sweet 16 (2012, 2014).
- South Carolina has shown that it can play, and win, a variety of ways this season. The Gamecocks have won under the best of circumstances – six wins by 20 or more points – and the tightest – three wins by 10 or fewer with two of those decided by five or fewer points – and with both a high-octane offense – 5-0 when scoring 70 or more points – and a more methodical one – 4-0 when scoring fewer than 70.
- The Gamecocks' bench has accounted for 47.1 percent of its total offense this season while averaging 4.6 fewer minutes per game than the starters. Through nine games, the team's top scorer has come from the starting lineup four times and from the bench five times.
- The Gamecocks rank eighth in the nation in field goal percentage with an SEC-best mark of .492. The accuracy is not the product of one hot hand, but instead of five Gamecocks who are shooting at least 50.0 percent from the field.
- South Carolina's offensive efficiency frequently stems from each Gamecock's willingness to find the best shot instead of her best shot. In addition to a high assist number – fourth in the nation with an SEC-best 20.0 – their sharing has resulted in no one attempting 10.0 or more field goals per game. Freshman A'ja Wilson leads the group with 9.6FGA per game en route to her team-high 14.3 ppg, while senior Elem Ibiam attempts just 5.1 shots per game for her 8.3 scoring average.
- The Gamecocks are among the nation's most sure-handed teams, ranking third in assist-to-turnover ratio at 1.7.
- Sophomore Alaina Coates has posted four double-doubles this season and ranks fourth in the SEC in rebounding with 8.4 boards per game. She has reeled in at least 10 boards in each of the last three games.
- Four Gamecocks were named to the Naismith Trophy Top 50 Watch List this week with Alaina Coates and A'ja Wilson joining junior Tiffany Mitchell and Aleighsa Welch, who are also on the Wooden Award and Wade Trophy Watch Lists. No other school had four entries on the Naismith list, and South Carolina is one of four teams with two entries on the other two watch lists.

Tale of the Tape

HU	SC
3-5	9-0
1-0 (MEAC)	0-0
1-1	6-0
2-4	1-0
0-0	2-0
56.6	80.7
64.1	48.1
.304	.492
.401	.331
.287	.353
.319	.270
.616	.668
8.6	15.9
13.0	20.0
+4.0	+8.4
43.1	42.0
-0.7	+10.1
9.6	11.4
1.8	6.0

2014-15 South Carolina Media Roster

0		<p>India Farmer 6-0 • So. • Forward • N. Myrtle Beach, S.C.</p> <p>PPG 0.3 RPG 0.8 APG 0.0 FG% .000 FT% .500</p>	<p>LAST GAME: 1 pts, 2 rebs vs. Savannah State NOTABLE: Seen action in six games this season ... great team player ... works hard with good attitude ... played in 18 games, including seven SEC contests and four postseason outings.</p>	<p>Career Highs Pts: 3, 2x, vs. Alabama, 1/19/14 Reb: 3 vs. NC Central, 12/2/13 Ast: — Stl: —</p>
1		<p>Bianca Cuevas 5-6 • Fr. • Guard • Bronx, N.Y. <i>kway-VAAS</i></p> <p>PPG 4.0 RPG 1.2 APG 1.6 FG% .341 FT% .667</p>	<p>LAST GAME: 9 pts, 4 stls vs. Savannah State NOTABLE: Cat-quick, crafty guard ... 10+ points in two games ... 5 assists in two games ... 3 steals to open early lead vs. SSU ... rated No. 35 player in 2014 class ... McDonald's All-America.</p>	<p>Career Highs Pts: 11 vs. SDSU, 11/23/14 Reb: 3, 2x, vs. SDSU, 11/23/14 Ast: 5 vs. SDSU, 11/23/14 Stl: 4, 2x, vs. Sav. St., 12/14/14</p>
2		<p>Olivia Gaines 5-7 • Sr. • Guard • Chester, S.C.</p> <p>PPG 0.7 RPG 1.4 APG 0.8 FG% .154 FT% 1.00</p>	<p>LAST GAME: 2 pts, 4 rebs vs. Savannah State NOTABLE: Key defensive stopper ... played in every game this season ... picked up steal that set up winning play at Duke ... season-high four points (2-of-3 FG) vs. NCCU.</p>	<p>Career Highs Pts: 7 vs. Savannah St., 12/28/13 Reb: 5, 2x, vs. Clemson, 11/20/14 Ast: 5 vs. Chas. Sthrn., 11/8/13 Min: 23 vs. Alabama, 1/19/14</p>
3		<p>Kaydra Duckett 5-8 • Fr. • Guard • Columbia, S.C. <i>KAY-druh DUCK-it</i></p> <p>PPG 0.8 RPG 1.0 APG 0.4 FG% .250 FT% 1.00</p>	<p>LAST GAME: 2 pts, 4 rebs vs. Savannah State NOTABLE: Has played in four games ... 1st career points vs. NCCU ... rated No. 32 player in 2014 class ... 3A player of the year ... won two state titles (2012, 2014).</p>	<p>Career Highs Pts: 2, 2x, vs. Sav. St., 12/14/14 Reb: 4 vs. Savannah St., 12/14/14 Ast: 1, 2x, vs. Sav. St., 12/14/14 Stl: 1 vs. NC Central, 12/1/14</p>
5		<p>Khadijah Sessions 5-8 • Jr. • Guard • Myrtle Beach, S.C. <i>kuh-DEE-zhub SESH-uns</i></p> <p>PPG 4.4 RPG 2.6 APG 3.6 FG% .325 FT% .625</p>	<p>LAST GAME: 4 pts, 4 assts, 4 stls vs. Savannah St. NOTABLE: Started seven games this season ... 2nd in nation with 4.6 assist-to-turnover ratio ... career high assts vs. NCCU ... hit key layup late in comeback against #22/22 Syracuse.</p>	<p>Career Highs Pts: 19 vs. Auburn, 2/3/13 Reb: 6 vs. Clemson, 11/20/14 Ast: 8 vs. NC Central, 12/1/14 Stl: 4, 6x, vs. Sav. St., 12/14/14</p>
15		<p>Tiffany Davis 5-7 • So. • Guard • Houston, Texas</p> <p>PPG 1.6 RPG 1.0 APG 1.0 FG% .250 FT% .600</p>	<p>LAST GAME: 3 pts, 1 reb, 1 asst vs. Savannah St. NOTABLE: Played in five games ... doing "her job" well off the bench, per Staley ... played in 32 games with seven starts last season ... Continues to learn how to run offense efficiently.</p>	<p>Career Highs Pts: 11 vs. Ole Miss, 1/30/14 Reb: 6 at Arkansas, 1/2/14 Ast: 3, 4x, vs. SC State, 12/22/13 Stl: 5 vs. Elon, 11/9/12</p>
22		<p>A'ja Wilson 6-5 • Fr. • Guard/Forward • Hopkins, S.C. <i>A-zhub</i></p> <p>PPG 14.3 RPG 6.3 BPG 1.3 FG% .535 FT% .661</p>	<p>LAST GM: 23 pts, 6 rebs vs. Savannah State NOTABLE: Scored 10+ points 8 times, 1 double-double ... 9th in SEC in scoring, 9th in blocks ... only freshman in SEC shooting over .500 ... only freshman on Naismith Top 50 Watch List.</p>	<p>Career Highs Pts: 23 vs. Sav. St., 12/14/14 Reb: 10 vs. Syracuse, 11/28/14 Ast: 3 vs. SDSU, 11/23/14 Stl: 3, 2x, vs. Charlotte, 12/4/14</p>
23		<p>Tina Roy 5-11 • Junior • Guard • Kaplan, La.</p> <p>PPG 5.3 RPG 2.8 APG 3.9 FG% .395 FT% --</p>	<p>LAST GAME: 10 assts, 7 rebs vs. Savannah St. NOTABLE: 12th in nation (2nd in SEC) in assist-to-turnover ratio (3.4) ... 8th in SEC in 3s per game (1.7) ... 1st Gamecock with 10+ assists in Staley era, vs. Savannah State.</p>	<p>Career Highs Pts: 15 vs. Presbyterian, 11/27/11 Reb: 8 at Miss. State, 2/6/14 Ast: 10 vs. Sav. State, 12/14/14 Stl: 3 vs. Southern Cal, 11/15/14</p>
24		<p>Aleighsa Welch 6-0 • Sr. • Forward • Goose Creek, S.C. <i>uh-LEE-sub</i></p> <p>PPG 9.8 RPG 5.6 BPG 1.4 FG% .580 FT% .500</p>	<p>LAST GAME: 11 pts, 8 rebs vs. Savannah St. NOTABLE: 9th in SEC with 1.3 blocks per game ... 10+ pts 7 times ... team captain for 3rd time ... Wooden, Wade and Naismith Watch Lists ... 2nd in program in career offensive rebs.</p>	<p>Career Highs Pts: 23 vs. UNC, 12/18/13 Reb: 17 vs. CofC, 11/14/13 Ast: 5 vs. Savannah St., 12/28/13 Blk: 5, 2x, at Kentucky, 2/20/14</p>
25		<p>Tiffany Mitchell 5-9 • Jr. • Guard • Charlotte, N.C.</p> <p>PPG 14.0 RPG 2.7 APG 3.3 FG% .532 FT% .818</p>	<p>LAST GAME: 15 pts, 2 assts vs. Savannah St. NOTABLE: SEC top 10 in scoring ... shooting .486 from 3-pt range ... hit late 3 to set up win at Duke ... 10+ pts 6 times ... team captain ... Wooden, Wade and Naismith Watch Lists.</p>	<p>Career Highs Pts: 25 vs. Georgia, 2/27/14 Reb: 11, 5x, at Arkansas, 1/2/14 Ast: 9 at SDSU, 11/23/13 Stl: 7 vs. NC Central, 12/1/14</p>
31		<p>Asia Dozier 6-0 • Jr. • Guard/Forward • Columbia, S.C. <i>DOE-zbur</i></p> <p>PPG 4.8 RPG 0.1 APG 2.2 FG% .485 FT% .500</p>	<p>LAST GAME: 2 assists vs. Savannah State NOTABLE: 10+ points two times ... hit back-breaking 3 to keep late comeback going against #22/22 Syracuse ... handed out four assists three times this season ... team captain.</p>	<p>Career Highs Pts: 16, 2x, at SDSU, 11/23/13 Reb: 10 vs. Elon, 11/9/12 Ast: 6, 2x, vs. Georgia, 3/7/14 Stl: 2, 5x, vs. Clemson, 11/20/13</p>
33		<p>Elem Ibiam 6-4 • Sr. • Center • Fayetteville, Ga. <i>ELL-um IB-ee-um</i></p> <p>PPG 8.3 RPG 4.1 BPG 1.2 FG% .652 FT% .682</p>	<p>LAST GAME: 21 pts, 4 rebs vs. Savannah St. NOTABLE: 4th in career blocks (141), 20 away from No. 3 ... team-high FG %age ... 10th in SEC with 1.3 bpg ... perfect shooting game vs. Charlotte (7-of-7) ... team captain.</p>	<p>Career Highs Pts: 21 vs. Sav. St., 12/14/14 Reb: 12 at Texas A&M, 1/16/15 Blk: 7 at Miss. State, 2/6/14 Min: 34 at Texas A&M, 1/16/15</p>
40		<p>Jatarie White 6-4 • Fr. • Forward • Charlotte, N.C. <i>juh-TAR-ee</i></p> <p>PPG 4.8 RPG 2.8 BPG 0.0 FG% .481 FT% .750</p>	<p>LAST GAME: 2 pts, 1 reb vs. NC Central NOTABLE: Sat out last 3 games (foot) ... two 10+ point games ... solid against Wisconsin (10 pts) ... rated No. 7 player and top post in 2014 class ... WBCA and McDonald's All-America.</p>	<p>Career Highs Pts: 11 vs. Clemson, 11/20/14 Reb: 6 vs. SDSU, 11/23/14 Ast: 1 vs. Southern Cal, 11/15/14 Stl: 1, 2x, vs. SDSU, 11/23/14</p>
41		<p>Alaina Coates 6-4 • So. • Center • Irmo, S.C. <i>uh-LAY-nuh COATS</i></p> <p>PPG 10.9 RPG 8.4 BPG 0.8 FG% .574 FT% .636</p>	<p>LAST GAME: 20 pts, 10 rebs vs. Savannah State NOTABLE: Top 10 in SEC in rebounds (4th) and blocks (10th) ... 4 doubles-doubles and 5 10+ point games this season ... first SEC Freshman and Co-6th Player of the Year (2014).</p>	<p>Career Highs Pts: 24, 2x, vs. Ole Miss, 1/30/14 Reb: 17 vs. Kentucky, 1/9/14 Blk: 5, 2x, vs. Florida, 2/23/14 Min: 30 vs. Sthrn. Cal, 11/15/14</p>

Starter

Reserve

Quick Facts

The University

Location: Columbia, S.C.
Founded: 1801
Enrollment: 31,964
Colors: Garnet (PMS 202C) and Black
Nickname: Gamecocks
Conference: Southeastern
President: Dr. Harris Pastides
Athletics Director: Ray Tanner
Facility: Colonial Life Arena (18,000)

Coaching Staff

Head Coach: Dawn Staley
Alma Mater: Virginia, 1992
Overall Record: 302-151 (14th season)
School Record: 130-71 (6th season)
Assoc. Head Coach (Alma Mater):
 Lisa Boyer (Ithaca, 1979)
Assistant Coaches (Alma Mater):
 Nikki McCray-Penson (Tennessee, 1995)
 Darius Taylor (Michigan, 2000)

Team Information

2013-14 Record: 29-5
 Home: 16-0 Away: 10-2 Neutral: 3-3
SEC Record (Finish): 14-2 (1st)
 Home: 8-0 Away: 6-2
Letterwinners Returning/Lost: 10/2
Starters Returning/Lost: 5/0

Program History

First Year of Women's Basketball: 1974-75
All-Time Record: 710-501 (40th season)
All-Time SEC Record: 116-199 (23rd season)
NCAA Appearances (Last): 11 (2014)
NCAA Tournament Record: 13-11
Last NCAA Result: L, 58-65, North Carolina, Palo Alto, Calif, 3/30/14, Sweet 16
WNIT Appearances (Last): 4 (2011)
WNIT Record: 3-4

Media Relations

Women's Basketball Contact: Diana Koval
Office: 803.777.7977
Cell: 314.369.6050
Email: dkoval@mailbox.sc.edu
Press Row Phone: 803.777.6182
Athletics Department on the Web
Website: GamecocksOnline.com
Twitter: @GamecocksOnline
Instagram: @GamecocksOnline
Facebook: Facebook.com/GamecocksOnline
YouTube: YouTube.com/GamecocksOnline
Women's Basketball on Twitter
Team: @GamecockWBB
Head Coach: @DawnStaley

Current Gamecock Streaks

	Total	Home	Road	Neut.
Overall	W9	W24	W1	W2
SEC	L1	W10	L1	—
Non-Conference	W9	W16	W8	W2
Ranked Teams	W2	W1	W1	W1

A South Carolina Win Would...

- Make the Gamecocks 10-0 for the third-straight season, matching the Staley-era best start in 2012-13 and 2013-14.

By the Numbers

- 2 Games in which South Carolina has committed fewer than 10 turnovers, helping the Gamecocks rank 11th in the nation in turnovers per game (12.1)
- 4 Double-doubles by Alaina Coates this season, second-best in the SEC
- 5.2 Made 3-pointers per game by the Gamecocks this season, including two games of 9 3s – Syracuse (Nov. 28) and San Diego State (Nov. 23) – which ties the Staley-era record achieved seven times in her previous six seasons
- 6 Games in which South Carolina has handed out at least 20 assists, including Staley-era record of 26 against NC Central (Dec. 1), to help team to fourth in the nation in assists per game (20.0)
- 6 Current Gamecocks who earned high school All-America honors from McDonald's and/or Parade Magazine
- 7 Statistical categories in which South Carolina ranks among the nation's top 10
- 8 Gamecocks who are at least 6' tall, including four who are 6'4" or taller
- 10 Assists by Tina Roy vs. Savannah State (Dec. 14), who became the first Gamecock to handout double-digit assists in the Dawn Staley era.
- 19 Career double-doubles by senior forward Aleighsa Welch, leaving her one shy of tying for 10th in school history – her eight in SEC action are tied for third
- 47.1 Percent of this season's scoring that has come from the bench (342 of 726)
- 957 Career points for junior Tiffany Mitchell, leaving her 43 shy of becoming the 30th Gamecock to reach 1,000

Hampton Series Notes

The Gamecocks and Lady Pirates have met just once before tonight, squaring off in the Paradise Jam on Nov. 12, 2012. South Carolina escaped with a 45-34 victory with a smothering defense that allowed just 19.3 percent shooting. Then-sophomore Aleighsa Welch led the offense with 16 points and 11 rebounds for just her second career double-double. The Gamecocks survived the Lady Pirates' swarming defense by yielding just 14 points off their 29 turnovers.

Poll Presence

This week's rankings extended South Carolina's string of Associated Press top-10 appearances to 17, the longest in program history, and is the Gamecocks' fourth in the No. 1 spot. The previous high top-10 streak was 13 weeks from Jan. 22, 1980 through Dec. 16, 1980.

The AP's No. 1 ranking on Nov. 24 was the program's first, besting the No. 2 spot the Gamecocks held for five times in their history – Nov. 17, 2014; Preseason 2014-15; Jan. 2, 1982; Dec. 27, 1981; and Dec. 20, 1981.

The Gamecocks opened this season with their

highest preseason ranking from the organization, coming in at No. 2 to best the previous high of No. 4 heading into the 1981-82 season.

Win Any Way

As the Gamecocks' baseball coach, South Carolina athletics director Ray Tanner frequently used the saying "Win Anyway," and the women's basketball team has put its own twist on the quote this season. The Gamecocks have not lost a game this season, but the end has not always come by the same means.

Gamecocks in the Rankings

(thru games of 12/15)

Team	SEC	NCAA	Actual
Scoring Offense	3	22	80.7
Scoring Defense	2	4	48.1
Scoring Margin	1	3	+32.6
Field Goal Percentage	1	8	.492
Field Goal %age Def.	2	15	.331
3-Point FG %age	3	56	.353
3-Point FG %age Def.	9	67	.270
3-Point FG Made/Gm.	4	175	5.2
Free Throw Percentage	8	194	.668
Rebounding Offense	10	—	42.0
Rebounding Defense	2	—	31.9
Rebounding Margin	6	24	+10.1
Assists	1	4	20.0
Steals	7	32	11.4
Turnover Margin	4	7	+8.4
Turnovers	—	11	12.1
Assist-to-Turnover Ratio	1	3	1.7
Blocked Shots	1	13	6.0
Home Attendance Avg.	1	1	9,904

Alaina Coates	SEC	NCAA	Actual
Scoring	22	—	10.9
Rebounding	4	121	8.4
Blocks	T-10	196	1.2
Off. Rebounds	15	—	2.8
Double-Doubles	T-2	28	4

Elem Ibiam	SEC	NCAA	Actual
Blocks	T-10	196	1.2

Tiffany Mitchell	SEC	NCAA	Actual
Scoring	10	—	14.0
Assists	13	243	3.3
FT Percentage	T-5	127	.818
3-Pt FG Made	8	200	1.9
Assist-to-Turnover Ratio	12	143	1.6

Tina Roy	SEC	NCAA	Actual
Assists	8	148	3.9
3-Pt FG Made	T-12	—	1.5
Assist-to-Turnover Ratio	2	12	3.4

Khadijah Sessions	SEC	NCAA	Actual
Assists	10	207	3.6
Assist-to-Turnover Ratio	1	2	4.6
Steals	6	85	2.4

Aleighsa Welch	SEC	NCAA	Actual
Blocks	7	131	1.4
Off. Rebounds	13	—	2.9

A'ja Wilson	SEC	NCAA	Actual
Scoring	9	249	14.3
FG Percentage	5	57	.535
FT Percentage	14	—	.661
Blocks	9	159	1.3

2014-15 Double-Doubles

Alaina Coates (4)

11/15	Southern Cal	18 pts/13 rebs
11/20	Clemson	12 pts/10 rebs
12/4	Charlotte	15 pts/13 rebs
12/14	Savannah State	20 pts/10 rebs

A'ja Wilson (1)

11/28	vs. Syracuse	15 pts/10 rebs
-------	--------------	----------------

Dawn Staley's team has won with both a high-flying offense and a more methodical one, posting records of 3-0 when scoring 90+ points, 2-0 when scoring 80-89 points, 1-0 when scoring 70-79 points, 2-0 with scoring 60-69 points and 1-0 when scoring 50-59 points. The Gamecocks have won both inside – 4-0 when shooting less than 33.3 percent from 3-point range, 4-0 when at least half of points come in the paint – and outside – 5-0 when shooting 33.3 percent or better from 3-point range, 5-0 when less than half of points come in the paint. South Carolina has seen its top scorer come from both the starting lineup (4-0) and the bench (5-0).

The one standard for the Gamecocks – this season and throughout Staley's career – has been their defense. South Carolina is fourth in the nation in scoring defense, allowing 48.1 points per game with no opponent scoring more than 63 points.

Two Grand

Junior guard Tiffany Mitchell is closing in on 1,000 career points, sitting 43 points away from joining teammate Aleighsa Welch at the milestone.

The last time the Gamecocks boasted two 1,000-point scorers on the same team was 2001-02 when Shaunzinski Gortman and Jocelyn Penn both reached that plateau. In program history, there have been nine seasons that featured multiple 1,000-point scorers, including three seasons that saw three Gamecocks who surpassed the benchmark.

Diversified Assets

South Carolina ranks eighth in the nation in field goal percentage at 49.2 percent, yet just one Gamecock ranks among the SEC's best in field goal

percentage – the league and the NCAA require a minimum of five made field goals per game to qualify. Only freshman A'ja Wilson reaches that mark with 5.1, and her .535 field goal percentage is fifth-best in the league.

In all, each of the Gamecocks' top five scorers shoot over 50.0 percent from the field with none attempting more than 10 shots per game:

Name	FGM/gm	FGA/gm	FG%	PPG
Wilson	5.1	9.6	.535	14.3
Mitchell	4.6	8.6	.532	14.0
Welch	4.4	7.7	.580	10.9
Coates	3.9	6.8	.574	9.8
Ibiam	3.3	5.1	.652	8.3

SWAT Team

South Carolina leads the SEC and ranks 13th in the nation with 6.0 blocked shots per game this season. The effort is a continuation of last season, during with the Gamecocks shattered the school record for blocks in a season by 41, recording 240 over 34 games for a 7.1 average.

Four Gamecocks rank among the SEC's top 10 blockers, led by senior Aleighsa Welch in seventh (1.4/game). Freshman A'ja Wilson is next in line with 1.3 per game to come in ninth. Senior Elem Ibiam and sophomore Alaina Coates are tied for 10th in the league at 1.2 per game.

While Coates and Ibiam have been solid shot blockers throughout their careers, the block is an art that Welch added to her resume just late last season. After recording 45 blocks in her first two seasons combined, Welch posted 47 last season, 37 of which came in the final three months of the season. Her now 105 career blocks ranks her seventh in program history with a spot in the top five just 28 blocks away.

Zone Buster

Since the emergence of Elem Ibiam and the arrival of Alaina Coates last season, South Carolina has been a team feared for its inside presence. That perception got a boost with the addition of Jatarie White and A'ja Wilson this season, and teams have packed into a zone early and often against the Gamecocks.

This season, South Carolina's guards have been effective at capitalizing in on what opposing teams are willing to cede in that defensive alignment –

2014-15 Awards

Alaina Coates

Naismith Trophy Top 50 Watch List
No. 25 Player in the Nation (espnW)
Preseason All-SEC (Coaches)

Tiffany Mitchell

Naismith Trophy Top 50 Watch List
Wade Watch List
Wooden Award Preseason Top 30
Preseason All-America (AP, Sports Illustrated, ESPN)
No. 4 Player in the Nation (espnW)
Preseason SEC Player of the Year (Coaches, Media)
Preseason All-SEC (Coaches, Media)
Junkanoo Jam, Lucaya Division All-Tournament

Aleighsa Welch

Naismith Trophy Top 50 Watch List
Wade Watch List
Wooden Award Preseason Top 30
No. 7 Player in the Nation (espnW)
Preseason All-America Second Team (ESPN)
Preseason All-SEC (Coaches, Media)

A'ja Wilson

Naismith Trophy Top 50 Watch List
Junkanoo Jam, Lucaya Division MVP
USBWA National Freshman of the Week (Dec. 1-7)
Two-time SEC Freshman of the Week (Nov. 24-30; Dec. 1-7)

the 3-point shot. The Gamecocks are third in the SEC and 56th in the nation in 3-point field goal percentage, hitting 35.3 percent from outside the arc. After closing last season averaging 3.9 made 3s per game, South Carolina is off to a blistering 5.2 average this season, which ranks fourth in the SEC. The most 3s made per game of the Staley era is 9.2 in 2009-10.

Helping Hand

South Carolina's depth of talent has made the Gamecocks more unselfish as they rank fourth in the nation in assists per game with an SEC-best 20.0. Living up to the legend of their head coach, the Gamecocks have handed out 20 or more assists six times this season, including a Staley-era high of 26 against NC Central. In all, South Carolina has assisted on 180 of its 268 made field goals this season (.671). Last season's team set the mark for best percentage of the Staley era at 57.7 percent.

Bench Marks

While every competitor wants to be a starter, the Gamecocks have shown that the bench can be just as productive a position. The South Carolina

2014-15 Starting Lineups

Date	Opponent	Result	Forward	Forward	Center	Guard	Guard	1st Media TO
11/15	Southern Cal	W, 70-61	Wilson	Coates	Ibiam	Welch	Mitchell	Down 7-6, 14:10
11/20	Clemson	W, 99-42	Welch	Coates	Ibiam	Sessions	Mitchell	Tied 4-4, 15:57
11/23	San Diego State	W, 89-38	Welch	Mitchell	Ibiam	Gaines	Sessions	Up 5-4, 15:56
11/27	vs. Wisconsin	W, 67-44	Welch	Coates	Ibiam	Sessions	Mitchell	Tied 6-6, 14:42
11/28	vs. #22 Syracuse	W, 67-63	Welch	Coates	Ibiam	Sessions	Mitchell	Up 12-10, 14:39
12/2	NC Central	W, 90-26	Welch	Coates	Ibiam	Sessions	Mitchell	Up 14-2, 15:05
12/4	Charlotte	W, 82-61	Welch	Dozier	Ibiam	Sessions	Mitchell	Up 10-7, 15:30
12/7	at #9/8 Duke	W, 51-50	Welch	Dozier	Ibiam	Sessions	Mitchell	Down 9-6, 14:01
12/14	Savannah State	W, 111-49	Welch	Dozier	Ibiam	Sessions	Mitchell	Up 9-6, 15:22

Gamecocks in 2014-15 National Polls

Poll	Pre	11/17	11/24	12/1	12/8	12/15	12/22	12/29	1/5	1/12	1/19	1/26	2/2	2/9	2/16	2/23	3/2	3/9	3/17	Final
Associated Press	2	2	1	1	1	1														
Coaches	2	3	2	2	1	1														

bench has out-scored its starting teammates three times this season and has out-scored the entire opposing team four times – Clemson (Nov. 20), San Diego State (Nov. 23), NC Central (Dec. 1). In all, the bench as accounted for 47.1 percent of the Gamecocks' points this season.

Of the 35 double-figures games turned in so far this season, 17 of them have come from the bench – A'ja Wilson (8), Alaina Coates (3), Bianca Cuevas (2), Jatarie White (2), Asia Dozier (1) and Tina Roy (1). The production has come with fewer minutes on the floor – 17.7 per reserve per game compared to 22.3 per starter per game.

Far Reaching

South Carolina head coach Dawn Staley enjoys an embarrassment of riches with four players listed at 6'4" or taller. Even more impressive might be the reach of the Gamecocks' top contributors, most with wingspans that exceed their height.

Name	Height	Reach	Diff.
Alaina Coates	6'4"	6'8"	+4"
Elem Ibiam	6'4"	6'8"	+4"
Tiffany Mitchell	5'9"	6'0"	+3"
Aleighsa Welch	6'0"	6'3"	+3"
Asia Dozier	6'0"	6'2"	+2"
A'ja Wilson	6'5"	6'6"	+1"

Trademark TM

Junior guard Tiffany Mitchell established her presence on a national level based on her versatility – she was the only player to appear in the rankings for scoring, rebounding, assists and steals in SEC action. The one element of her game that she had not exploited during that All-America campaign was her 3-point shooting, unleashing that weapon judiciously with just 2.2 attempts per game to

account for just 22.1 percent of her field goal attempts on the season.

This season, the usually attacking guard has shown that opponents better be prepared to play her a little tighter around the arc. Mitchell shooting 48.6 percent from long range and has made 1.9 3s per game to rank eighth in the SEC. The outside shot has accounted for nearly half of her field goal attempts (35 3FGA, 77 FGA).

Mitchell's heightened accuracy was on full display against San Diego State (Nov. 23) when her 6-of-6 effort from 3 was the best perfect game in program history.

Welch Watch

Already second in school history in career offensive rebounds, senior forward Aleighsa Welch looks to mount an attack on other parts of the Gamecock charts before closing out her career.

Here are a few of the career benchmarks she has a chance to catch:

Category	Current	Chasing	To Go
Points	1,202 (19th)	1,249 (18th)	47
FT Made	306 (8th)	319 (7th)	13
FT Att.	486 (6th)	513 (5th)	27
Rebs.	765	785 (10th)	20
Off. Rebs	368 (2nd)	427 (1st)	59
Def. Rebs.	397 (10th)	399 (9th)	2
Dbl-Dbls.	19	20 (10th)	1
Blocks	105 (8th)	114 (7th)	9
Games	109	124 (10th)	15

Bang off the Bench

Just as Alaina Coates earned the unprecedented double of SEC Freshman and Co-6th Player of the Year honors last season, freshman A'ja Wilson is putting in an early bid to repeat the feat.

The 6-foot-5 Heathwood Hall product started the season opener, but has thrived off the bench in the last four games averaging 15.6 points and 6.5 rebounds during the stretch. Overall on the season, Wilson is the team's top scorer, ranking ninth in the SEC in scoring (14.3 ppg) and has been the Gamecocks' top scorer a team-high five times this season. She has earned SEC Freshman of the Week two of the four weeks the award has been issued and was the USBWA's first ever Freshman of the Week (games Dec. 1-7).

Handled with Care

Junior point guard Khadijah Sessions has spent the last two seasons fine-tuning her ability to run the Gamecocks the way head coach Dawn Staley would like – efficient and organized on both ends of the floor. Nine games into her junior campaign, Sessions is second in the nation in assist-to-turnover ratio (4.6) and is a big reason the Gamecocks are also among the country's top five in that category (1.7) as well as assists per game (20.0) and scoring defense (48.1).

After starting the last 15 games of her sophomore season, Sessions came off the bench in the season opener against Southern Cal, but handled the situation well and quickly went about re-establishing herself as a key stabilizing force on the floor. The Myrtle Beach native has started every game since and the Gamecocks have turned in six games of 20 or more assists, five shooting over 50.0 percent from the field and three holding an

AP Top 25

(Week of Dec. 15)

1. South Carolina	9-0
2. Connecticut	6-1
3. Texas	8-0
4. Texas A&M	11-0
5. Notre Dame	10-1
6. North Carolina	9-0
7. Stanford	6-2
8. Kentucky	10-1
9. Baylor	8-1
10. Louisville	8-1
11. Tennessee	7-2
12. Nebraska	9-1
13. Duke	5-3
14. Maryland	8-2
15. Georgia	10-0
16. Oregon State	7-0
17. Rutgers	8-2
18. Michigan State	6-2
19. Syracuse	7-1
20. Oklahoma State	6-1
21. Mississippi State	10-0
22. West Virginia	8-1
23. Iowa	8-2
24. California	7-2
25. DePaul	6-3

USA Today Coaches Top 25

(Week of Dec. 15)

1. South Carolina	9-0
2. Connecticut	6-1
3. Texas	8-0
4. Notre Dame	10-1
5. Texas A&M	11-0
6. North Carolina	9-0
7. Stanford	6-2
8. Kentucky	10-1
9. Baylor	8-1
10. Louisville	9-1
11. Maryland	8-2
12. Tennessee	7-2
13. Duke	5-3
14. Oregon State	7-0
15. Nebraska	9-1
16. Oklahoma State	7-1
17. Georgia	10-0
18. West Virginia	8-1
19. Rutgers	8-2
20. Mississippi State	11-0
21. Michigan State	6-2
22. Syracuse	7-1
23. California	7-2
24. Iowa	8-2
25. St. John's	9-0



Around the SEC

	SEC Games			Overall		
	W	L	Pct.	W	L	Pct.
Georgia	0	0	.000	10	0	1.000
Mississippi St.	0	0	.000	11	0	1.000
South Carolina	0	0	.000	9	0	1.000
Texas A&M	0	0	.000	11	0	1.000
Kentucky	0	0	.000	10	1	.909
Arkansas	0	0	.000	8	2	.800
Missouri	0	0	.000	8	2	.800
Tennessee	0	0	.000	7	2	.778
Vanderbilt	0	0	.000	7	2	.778
Auburn	0	0	.000	6	2	.750
Ole Miss	0	0	.000	7	3	.700
Alabama	0	0	.000	8	4	.667
Florida	0	0	.000	6	4	.600
LSU	0	0	.000	4	4	.500

Coming Up

December 17

#21/22 Miss. State at La.-Lafayette, Noon
Savannah State at Auburn, 6:30 p.m. (SECN+)

December 18

Vanderbilt at Marquette, 1 p.m.
Southern Miss at Ole Miss, 5 p.m. (SECN+)

Rankings are listed as AP/ESPN Poll
All Times Eastern; TV Network in ()

opponent to under 30.0 percent shooting.

Sessions leads the team with 32 assists – top 10 in the SEC – highlighted by her career-high eight against NC Central, and has committed just seven turnovers.

E-I, E-I, No

Senior center Elem Ibiam is making a charge at the school record for career blocks this season after setting the single-season mark with 83 in 2013-14. The Fayetteville, Ga., native is currently fourth with 141 in her career, trailing Petra Ujhelyi (2000-03) in third place at 143. The Gamecocks' career record of 177 of set by Lakesha Tolliver (2004-07) is also well within reach.

Games Led Team In...			
<i>(Tied for team lead in each category included)</i>			
Scoring	2014-15	Career	Record
A'ja Wilson	5	5	5-0
Tiffany Mitchell	3	23	22-1
Alaina Coates	1	8	7-1
Asia Dozier	1	2	2-0
Aleighsa Welch	0	25	16-9
Elem Ibiam	0	6	4-2
Khadijah Sessions	0	3	2-1
Tina Roy	0	2	2-0
Rebounding	2014-15	Career	Record
Alaina Coates	6	24	22-2
A'ja Wilson	3	3	3-0
Aleighsa Welch	0	39	32-7
Elem Ibiam	0	11	11-0
Tiffany Mitchell	0	9	8-1
Assists	2014-15	Career	Record
Tina Roy	3	6	6-0
Khadijah Sessions	2	13	11-2
Tiffany Mitchell	2	19	18-1
Asia Dozier	1	11	11-0
Bianca Cuevas	1	1	1-0
Aleighsa Welch	0	10	7-3
Olivia Gaines	0	1	0-1

Power of Three

Prior to the season, espnW ranked the top 25 college players in the nation, and a trio of Gamecocks made the list. Reigning SEC Player of the Year Tiffany Mitchell was tabbed No. 4 in the nation because "[her] greatest strength is that she doesn't really have a weakness. Shooting, penetrating, distributing, rebounding, defending and leading from her point guard spot are all part of Mitchell's resume," according to Charlie Creme. Two-time All-SEC selection Aleighsa Welch came in on the No. 7 spot for her ability to "come up with the big basket or the big rebound when the Gamecocks need it most," per Michelle Smith. 2014 SEC Freshman of the Year Alaina Coates captured the No. 25 position after a season in which she was "just scratching the surface of her potential...she could be unstoppable inside, even without a large repertoire of moves," per Mechelle Voepel.

Back in (Garnet and) Black

A huge reason the this season's lofty expectations is the return of all five starters among the 10 returning letterwinners. The Gamecocks return 97.6 percent of their scoring, 96.0 percent of their rebounding, 98.4 percent of their assists and 97.1 percent of their school-record shot blocking from last season's top-10 squad. Nine of the 10 returners played in at least 29 of the team's 34 games last season and contributed at least 2.0 points per game.

Elite Additions

The Gamecocks added the nation's No. 2 signing class to their core of returning letterwinners. Four of the five signees will take the court for the Gamecocks this season, led by No. 1 A'ja Wilson and No. 7 Jatarie White. Two other top-35 signees – Bianca Cuevas, Kaydra Duckett – round out the group that will contribute this season.

Home Grown, Nationally Known

Since her arrival for the 2008-09 season, South Carolina head coach Dawn Staley has been working

to protect her new home state's best prospects while fielding a team that competes at a national level. Her efforts have paid huge dividends as eight of the 15 members of this year's team hail from South Carolina. Beginning with Aleighsa Welch, the first South Carolina player to sign a National Letter of Intent for Staley, the Palmetto State has frequently sent its players of the year to Columbia as Welch (2011), Asia Dozier (2012), Alaina Coates (2013), A'ja Wilson (2014) and Kaydra Duckett (2014) have each earned the title during their high school careers.

Cliney to Miss 2014-15 Season

South Carolina announced in September that the NCAA approved an initial eligibility waiver for freshman Doniyah Cliney, which allowed her to enroll in school but not compete for the Gamecocks in the 2014-15 season. The guard focused on academics in the fall semester and was cleared to practice with the team beginning Dec. 15.

Miscellaneous Stats			
Double-Doubles	2014-15	Career	Record
Alaina Coates	4	14	13-1
A'ja Wilson	1	1	1-0
Aleighsa Welch	0	19	17-2
Tiffany Mitchell	0	4	4-0
Elem Ibiam	0	1	0-1
20+ Points	2014-15	Career	Record
Tiffany Mitchell	2	10	10-0
Alaina Coates	1	7	6-1
Elem Ibiam	1	1	1-0
A'ja Wilson	1	1	1-0
Aleighsa Welch	0	5	3-2
10+ Points	2014-15	Career	Record
A'ja Wilson	8	8	8-0
Aleighsa Welch	6	67	56-11
Tiffany Mitchell	6	51	44-7
Elem Ibiam	3	28	24-4
Alaina Coates	5	28	26-2
Asia Dozier	2	11	10-1
Bianca Cuevas	2	2	2-0
Jatarie White	2	2	2-0
Tina Roy	1	8	7-1
Khadijah Sessions	0	15	14-1
Tiffany Davis	0	1	1-0
10+ Rebounds	2014-15	Career	Record
Alaina Coates	5	16	15-1
A'ja Wilson	1	1	1-0
Aleighsa Welch	0	22	20-2
Tiffany Mitchell	0	7	6-1
Elem Ibiam	0	3	1-2
Asia Dozier	0	1	1-0
5+ Assists	2014-15	Career	Record
Tina Roy	3	5	5-0
Bianca Cuevas	2	2	2-0
Tiffany Mitchell	1	8	8-0
Khadijah Sessions	1	6	6-0
Asia Dozier	0	8	8-0
Olivia Gaines	0	1	1-0
Aleighsa Welch	0	1	1-0
5+ Steals	2014-15	Career	Record
Tiffany Mitchell	1	6	6-0
Tiffany Davis	0	1	1-0
5+ Blocks	2014-15	Career	Record
Elem Ibiam	0	7	7-0
Alaina Coates	0	2	2-0
Aleighsa Welch	0	2	2-0

Team Specialty Stats					Starters vs. Bench Points				
South Carolina/Opponent									
	Pts. in Paint	Pts. Off TOs	2nd Chance	Fast Break		SC Starters	Opp. Starters	SC Bench	Opp. Bench
11/15 USC	32-36	16-22	14-10	4-8	11/15 USC	55	36	15	25
11/20 Clem.	46-16	23-9	31-7	8-2	11/20 Clem.	54	27	45	14
11/23 SDSU	40-8	3-2	15-9	24-2	11/23 SDSU	36	17	53	21
11/27 vs. Wisc.	32-10	16-11	10-0	4-4	11/27 vs. Wisc.	28	37	39	7
11/28 vs. Syr.	20-16	11-6	13-17	0-0	11/28 vs. Syr.	37	55	30	8
12/1 NCCU	58-12	31-7	3-3	34-0	12/1 NCCU	48	18	42	8
12/4 Char.	46-20	19-15	26-4	10-13	12/4 Char.	41	53	41	8
12/7 at Duke	32-24	16-19	11-11	6-4	12/7 at Duke	34	33	17	17
12/14 Sav. St.	70-26	34-12	24-3	18-6	12/14 Sav. St.	51	44	60	5
Totals	376-168	169-103	147-64	108-39	Totals	384	320	342	140
Averages	41.8-18.7	18.8-11.4	16.3-7.1	12.0-4.3	Averages	42.7	35.6	38.0	15.6

Scoring Differentials	
Largest lead in a win	by 64 (111-47), 2nd-0:52, Savannah state, 12/12 by 64 (90-26), 2nd-0:36, NC Central, 12/1
Largest deficit overcome to win	by 12 (15-27), 1st-8:41, vs. Syracuse, 11/27
Largest lead given up in a loss	
Largest deficit in a loss	

South Carolina's Record When...

All	All		
Record.....	9-0	No South Carolina players foul out.....	7-0
Playing a ranked opponent.....	2-0	One or more SC players foul out.....	2-0
Playing at home.....	6-0	Having 20 or more assists.....	6-0
Playing on the road.....	1-0	Having less than 20 assists.....	3-0
Playing at neutral site.....	2-0	Scoring more pts. in paint than opponent.....	7-0
Leading at half.....	7-0	Scoring equal/less pts. in paint than opp.....	2-0
Trailing at half.....	2-0	Scoring more pts. off TOs than opponent.....	7-0
Tied at half.....	0-0	Scoring equal/less pts. off TOs than opp.....	2-0
Playing an overtime game.....	0-0	Scoring more 2nd-chance pts.....	6-0
0 players score in double figures.....	0-0	Scoring equal/less 2nd-chance pts.....	3-0
1 player scores in double figures.....	0-0	Scoring more fast break pts.....	5-0
2 players score in double figures.....	2-0	Scoring equal/less fast break pts.....	4-0
3 players score in double figures.....	1-0	Wearing white uniforms.....	8-0
4 players score in double figures.....	3-0	Wearing black uniforms.....	1-0
5 players score in double figures.....	2-0	Wearing garnet uniforms.....	0-0
More than 5 players in double figures.....	1-0	Playing in tournaments/classics.....	2-0
Starters out-score opponent's starters.....	6-0	Playing on live television.....	7-0
Opponent's starters score equal/more.....	3-0	Playing in November.....	5-0
Bench out-scores opponent's bench.....	7-0	Playing in December.....	4-0
Opponent's bench scores equal/more.....	2-0	Playing in January.....	0-0
Shooting 50% or better.....	5-0	Playing in February.....	0-0
Shooting between 40-49%.....	2-0	Playing in March.....	0-0
Shooting between 30-39%.....	2-0	Playing during the day.....	3-0
Shooting less than 30%.....	0-0	Playing at night.....	6-0
Opponent shoots 50% or better.....	0-0	Playing on Sunday.....	3-0
Opponent shoots between 40-49%.....	1-0	Playing on Monday.....	1-0
Opponent shoots between 30-39%.....	5-0	Playing on Tuesday.....	0-0
Opponent shoots less than 30%.....	3-0	Playing on Wednesday.....	0-0
Shooting better than opponent.....	8-0	Playing on Thursday.....	3-0
Shooting worse than/equal to opponent.....	1-0	Playing on Friday.....	1-0
Having more FTs made than opponent.....	6-0	Playing on Saturday.....	1-0
Having equal/less FTs made than opponent.....	3-0	Margin is 5 pts. or less.....	2-0
Out-rebounding opponent.....	7-0	Margin is between 6-10.....	1-0
Having equal/less rebounds than opponent.....	2-0	Margin is between 11-20.....	0-0
Having more TOs than opponent.....	1-0	Margin is more than 20.....	6-0
Having equal or less TOs than opponent.....	8-0	Having a 20-pt. scorer.....	3-0
Attempting more FT than 3FG.....	8-0	Having a 30-pt. scorer.....	0-0
Attempting equal/less FT than 3FG.....	1-0	Scoring 49 points or less.....	0-0
Making 5 or more 3FGs.....	6-0	Scoring 50-59 points.....	1-0
Making less than 5 3FGs.....	3-0	Scoring 60-69 points.....	2-0
Making no 3 FGs.....	0-0	Scoring 70-79 points.....	1-0
Attempting 15 or more 3FGs.....	4-0	Scoring 80-89 points.....	2-0
Attempting less than 15 3FGs.....	5-0	Scoring 90-99 points.....	2-0
		Scoring 100 points or more.....	1-0

The Last Time...

Individual

Scored 50 Points

South Carolina 51, Jocelyn Penn vs. Stetson, 1/4/03
Opponent Never

Scored 40 Points

South Carolina 51, Jocelyn Penn vs. Stetson, 1/4/03
Opponent 46, Cornelia Gayden, LSU, 1/14/95

Scored 30 Points

South Carolina 30, Ieasia Walker vs. Clemson, 11/18/10
Opponent 32, LaQueta Ferguson, Florida International, 11/25/07

Grabbed 20 Rebounds

South Carolina 25, Kelsey Bone vs. Boston University, 12/28/09
Opponent 24, Courtney Paris, Oklahoma, 12/30/07

Grabbed 15 Rebounds

South Carolina 16, Alaina Coates vs. CSU Northridge, 3/23/14
Opponent 17, Briana Day, Syracuse, 11/28/14

Two Players with 20 or More Points

South Carolina A'ja Wilson 23/Elem Ibiam 21/Alaina Coates 20 vs. Savannah State, 12/14/14
Opponent Monica Engelmann 27/Angel Goodrich 20, Kansas, 3/25/13

Two Players with 10 or More Rebounds

South Carolina Aleighsa Welch 11/Coates 11/Mitchell 10 vs. Oregon State, 3/25/14
Opponent Quistelle Williams 10/Berna Calli 10, Arkansas, 1/27/13

Had 10 Assists

South Carolina 10, Tina Roy vs. Savannah State, 12/14/14
Opponent 11, Marneshia Richard, Mississippi State, 1/21/07

Had Five Steals

South Carolina 7, Tiffany Mitchell vs. NC Central, 12/1/14
Opponent 5, Keira Peak, Arkansas, 2/9/14

Had Five Blocked Shots

South Carolina 5, Elem Ibiam vs. Georgia, 2/27/14
Opponent 7, Isabelle Harrison, Tennessee, 1/3/13

Had a Double-Double

South Carolina Alaina Coates (20 pts/10 rebs) vs. Savannah State 12/14/14
Opponent Briana Day (13 pts/17 rebs), Syracuse, 11/28/14

Two Players had a Double-Double

South Carolina Aleighsa Welch (21 pts/11 rebs)/Tiffany Mitchell (20 pts/10 rebs) vs. Oregon State, 3/25/14
Opponent Chiney Ogwumike (11 pts/10 rebs)/Nnemkadi Ogwumike (39 pts/10 rebs), Stanford, 3/24/12

Three Players had a Double-Double

South Carolina Ashley Bruner (16 pts/12 rebs)/Aleighsa Welch (16 pts/ 11 rebs)/Elem Ibiam (12 pts/10 rebs) vs. Kansas, 3/25/13
Opponent Merlakia Jones (26 pts/10 rebs)/Takilya Davis (19 pts/13 rebs)/DeLisha Milton (14 pts/15 rebs), at Florida, 2/20/94

Had a Triple-Double

South Carolina Iva Sliskovic (18 pts, 15 rebs, 10 assts) vs. High Point, 12/20/06
Opponent Never

Team

Scored 100 Points

South Carolina 102 vs. North Carolina A&T, 3/21/08
Opponent 103, Clemson, 11/21/03

Won by 30 or More Points

South Carolina 90-26 (74) vs. NC Central, 12/1/14
Opponent 66-34 (32), Georgia, 3/4/11

Shot 65% or Better from the Field

South Carolina .652 (45-69) vs. East Tennessee State, 12/19/00
Opponent Never

Shot 60% or Better from the Field

South Carolina .603 (35-58) vs. NC Central, 12/1/14
Opponent .604 (29-48), Vanderbilt, 1/18/01

Shot 50% or Better from the Field

South Carolina .585 (38-65) vs. Savannah State, 12/14/14
Opponent .535 (23-43), Missouri, 2/28/13

No Players in Double-Figure Points

South Carolina at Auburn, 1/19/12
Opponent NC Central, 12/1/14

Five Players in Double-Figure Points

South Carolina vs. Savannah State 12/14/14
Opponent Arkansas, 2/14/10

More Than Five Players in Double-Figure Points

South Carolina 6 vs. Missouri, 2/2/14
Opponent 6 at Georgia, 2/13/03

Faced AP Top-25 Opponent

Win 67-63 vs. No. 22 Syracuse, 11/28/14
Loss 65-58 vs. No. 12 North Carolina, 3/30/14

Faced AP Top-10 Opponent

Win 51-50 at No. 9 Duke, 12/7/14
Loss 61-73 at No. 10 Tennessee, 3/2/14

Faced AP Top-5 Opponent

Win 55-50 vs. No. 5 Kentucky, 1/24/13
Loss 49-53 vs. No. 1 Stanford, 12/19/12

Faced AP No. 1 Team

Win Never
Loss 49-53 vs. No. 1 Stanford, 12/19/12

Overtime Game

Win 58-55 vs. Drexel, 11/28/12
Loss 65-57 at Texas A&M, 1/16/14

Double-Overtime Game

Win 92-91 at Florida State, 2/4/91
Loss 92-94 at Clemson, 11/19/09

South Carolina Was Ranked (AP Poll)

No. 1 12/15/14
Top 10 No. 1, 12/15/14
Top 25 No. 1, 12/15/14

2014-15 Team High/Low

South Carolina Highs	South Carolina Lows	Category	Opponent Lows	Opponent Highs
111 vs. Savannah State, 12/14	51 at Duke, 12/7	Points in Game	26, NC Central, 12/1	63, Syracuse, 11/28
60 (1st) vs. Savannah State, 12/14	17 (1st) at Duke, 12/7	Points in Half	10 (2nd), NC Central, 12/1	37 (2nd) Southern Cal, 11/15
38 vs. Savannah State, 12/14	20 at Duke, 12/7	Field Goals Made	10, NC Central, 12/1	24, Charlotte, 12/4
38 vs. Clemson, 11/20				
72 vs. Clemson, 11/20	50 vs. Southern Cal, 11/15	Field Goal Attempts	45, NC Central, 12/1	63, Southern Cal, 11/15
.603 (35-58) vs. NC Central, 12/1	.359 (23-64) vs. Syracuse, 11/28	FG Percentage	.222 (10-45), NC Central, 12/1	.423 (24-53), Charlotte, 12/4
9 vs. Syracuse, 11/28	1 vs. Savannah State, 12/14	3-Point FG Made	1, Savannah State, 12/14	7, Syracuse, 11/28
9 vs. San Diego State, 11/23				
28 vs. C. of Charleston, 11/14	8 vs. Savannah State, 12/14	3-Point FG Attempts	4, at Texas A&M, 1/16	30, vs. Oregon St., 3/25
.533 (8-15) vs. Clemson, 11/20	.125 (1-8) vs. Savannah St., 12/14	3-Point FG Percentage	.071 (1-14) Savannah St., 12/14	.429 (6-14), San Diego St., 11/23
34 vs. Savannah State, 12/14	8 at Duke, 12/7	Free Throws Made	3, Clemson, 11/20	16, Southern Cal, 11/15
	8 vs. Wisconsin, 11/27			
47 vs. Savannah State, 12/14	14 vs. Wisconsin, 11/27	Free Throw Attempts	6, Clemson, 11/20	22, Wisconsin, 11/27
.723 (34-37) vs. Savannah St., 12/14	.500 (8-16) at Duke, 12/7	FT Percentage	.400 (4-10), NC Central, 12/1	.800 (16-20), Southern Cal, 11/15
56 vs. Savannah State, 12/14	35 vs. Syracuse, 11/28	Rebounds	20, Charlotte, 12/4	50, Syracuse, 11/28
26 vs. NC Central, 12/1	8 at Duke, 12/7	Assists	2, NC Central, 12/1	16, Charlotte, 12/4
21 vs. NC Central, 12/1	4 vs. Syracuse, 11/28	Steals	1, Wisconsin, 11/27	10, Southern Cal, 11/15
10 vs. Southern Cal, 11/15	1 vs. San Diego St., 11/23	Blocked Shots	1, NC Central, 12/1	8, Clemson, 11/20
			1, Syracuse, 11/28	
			1, Wisconsin, 11/27	
19 vs. Southern Cal, 11/15	5 vs. Syracuse, 11/28	Turnovers	15, Southern Cal, 11/15	29, San Diego St., 11/23
19, Syracuse, 11/28	7, San Diego St., 11/23	Fouls	16, at Duke, 12/7	31, Savannah State, 12/14
	7, Clemson, 11/20		16, Wisconsin, 11/27	

2014-15 Individual Superlatives

Category	South Carolina	Opponent
Points in Game	23 by A'ja Wilson vs. Savannah State, 12/14	18 by Ezinne Kalu, Savannah State, 12/14 18 by Brianna Butler, Syracuse, 11/28
Points in Half	15 (1st) by Tiffany Mitchell vs. Syracuse, 11/28	12 (2nd) by Ezinne Kalu, Savannah State, 12/14 12 (1st) by Brianna Butler, Syracuse, 11/28 12 (2nd) by Dakota Whyte, Wisconsin, 11/27
Field Goals Made	8 by A'ja Wilson vs. Savannah State, 12/14 8 by A'ja Wilson vs. Charlotte, 12/4 8 by Aleighsa Welch vs. Clemson, 11/20	8 by Ezinne Kalu, Savannah State, 12/14
Field Goal Attempts	13 by Tiffany Mitchell vs. Syracuse, 11/28 13 by A'ja Wilson vs. Syracuse, 11/28	21 by Brianna Butler, Syracuse, 11/28
FG Percentage	1.000 (7-7) by Elem Ibiam vs. Charlotte, 12/4	1.000 (5-5) by Drew Edelman, Southern Cal, 11/15
3-Point FG Made	6 by Tiffany Mitchell vs. San Diego State, 11/23	4 by Brianna Butler, Syracuse, 11/28
3-Point FG Attempts	9 by Tina Roy vs. Syracuse, 11/28	10 by Brianna Butler, Syracuse, 11/28
3-Point FG Percentage	1.000 (6-6) by Tiffany Mitchell vs. San Diego State, 11/23	1.000 (3-3) by Hillary Sigmon, Charlotte, 12/4
Free Throws Made	10 by Tiffany Mitchell vs. Southern Cal, 11/15	8 by Dakota Whyte, Wisconsin, 11/27
Free Throw Attempts	12 by Tiffany Mitchell vs. Southern Cal, 11/15	11 by Briana Day, Syracuse, 11/28
FT Percentage	1.000 (6-6) by Alaina Coates vs. Southern Cal, 11/15	1.000 (7-7) by McKenzie Calvert, Southern Cal, 11/15
Rebounds	13 by Alaina Coates vs. Charlotte, 12/4	17 by Briana Day, Syracuse, 11/28
Assists	10 by Tina Roy vs. Savannah State, 12/14	9 by Alexis Peterson, Syracuse, 11/28
Steals	7 by Tiffany Mitchell vs. NC Central, 12/1	4 by Rebecca Greenwell, at Duke, 12/7 4 by Kaneisha Horn, Southern Cal, 11/15
Blocked Shots	4 by Aleighsa Welch vs. Southern Cal, 11/15	5 by Elizabeth Williams, at Duke, 12/7
Turnovers	6 by Tiffany Mitchell vs. Southern Cal, 11/15	7 by McKynzie Fort, San Diego State, 11/23

Career Highs

Alaina Coates

Pts	24, 2x, last vs. Ole Miss, 1/30/14
FG	11 vs. Vanderbilt, 1/5/14
FGA	16 vs. Vanderbilt, 1/5/14
FG %	1.000 (7-7) vs. SC St., 12/22/13
FT	11 at San Diego St., 11/23/13
FTA	15 at San Diego St., 11/23/13
FT %	1.000 (9-9) vs. SC St., 12/22/13
Reb	17 vs. Kentucky, 1/9/14
Off Reb	7 vs. Kentucky, 1/9/14
Def Reb	13 vs. CSU Northridge, 3/23/14
Blk	5, 2x, last vs. Florida, 2/23/14
Stl	3 at LSU, 2/16/14
Asst	3 vs. Charlotte, 12/4/14
Min	30 vs. Southern Cal, 11/15/14

Biana Cuevas

Pts	11 vs. San Diego St., 11/23/14
FG	4, 2x, last vs. San Diego State, 11/23/14
FGA	10 vs. Clemson, 11/20/14
FG %	.667 (4-6) vs. San Diego State, 11/23/14
3FG	2 vs. Clemson, 11/20/14
3FGA	6 vs. Clemson, 11/20/14
3FG %	.333 (2-6) vs. Clemson, 11/20/14
FT	2 vs. San Diego St., 11/23/14
FTA	2, 2x, last vs. NC Central, 12/1/14
FT %	1.000 (2-2) vs. San Diego State, 11/23/14
Reb	3, 2x, last vs. San Diego State, 11/23/14
Stl	4, 2x, last vs. Savannah State, 12/14/14
Asst	5, 2x, last vs. NC Central, 12/1/14
Min	20 vs. NC Central, 12/1/14

Tiffany Davis

Pts	11 vs. Ole Miss, 1/30/14
FG	3 vs. Savannah State, 12/28/13
FGA	6 vs. SC State, 12/22/13
FG %	1.000 (3-3) vs. Savannah St., 12/28/13
3FG	2, 3x, last vs. Ole Miss, 1/30/14
3FGA	5 vs. Winthrop, 12/20/13
3FG %	1.000 (2-2), 3x, last vs. Ole Miss, 1/30/14
FT	4 at Tennessee, 3/2/14
FTA	4 at Tennessee, 3/2/14
FT %	1.000 (4-4) at Tennessee, 3/2/14
Reb	6 at Arkansas, 1/2/14
Off Reb	2 vs. Arkansas, 2/9/14
Stl	5 vs. Elon, 11/9/12
Asst	3, 4x, last vs. SC St., 12/22/13
Min	30 at Arkansas, 1/2/14

Asia Dozier

Pts	16, 2x, at San Diego St., 11/23/13
FG	6 vs. C. of Charleston, 11/14/13
FGA	13 at San Diego St., 11/23/13
FG %	1.00 (4-4) at Kentucky, 2/14/13
3FG	4 at San Diego State, 11/23/13
3FGA	10 at San Diego St., 11/23/13
3FG %	1.000 (2-2), 2x, last vs. Savannah St, 12/28/13
FT	4, 2x, last vs. Oregon St., 3/25/14
FTA	7 vs. Elon, 11/9/12
FT %	1.000 (4-4) vs. Oregon State, 3/25/14
Reb	10 vs. Elon, 11/9/12
Off Reb	4 vs. Elon, 11/9/12
Stl	2, 6x, last vs. NC Central, 12/1/14
Asst	6, 2x, last vs. Georgia, 3/7/14
Min	40 at Arkansas, 1/2/14

Kaydra Duckett

Pts	2 vs. NC Central, 12/1/14
Reb	1 vs. NC Central, 12/1/14
Stl	1 vs. NC Central, 12/1/14
Asst	1 vs. Clemson, 11/20/14
Min	4 vs. NC Central, 12/1/14

India Farmer

Pts	3, 2x, last vs. Alabama, 1/19/14
FG	1, 2x, last vs. Alabama, 1/19/14
FGA	3 vs. NC Central, 12/2/13
FG %	.333 (1-3) vs. NC Central, 12/2/13
3FG	1, 2x, last vs. Alabama, 1/19/14
3FGA	2 vs. NC Central, 12/2/13
3FG %	.500 (1-2) vs. NC Central, 12/2/13
FTA	2 vs. San Diego St., 11/23/14
Reb	3 vs. NC Central, 12/2/13
Off Reb	1, 3x, last vs. Clemson, 11/20/14
Min	11 vs. NC Central, 12/2/13

Olivia Gaines

Pts	7 vs. Savannah State, 12/28/13
FG	3 vs. Savannah State, 12/28/13
FGA	4, 2x, last vs. NC Central, 12/1/14
FG %	1.000 (2-2) at Texas A&M, 1/16/14
FT	3 vs. Arkansas, 2/9/14
FTA	3 vs. Arkansas, 2/9/14
FT %	1.000 (3-3) vs. Arkansas, 2/9/14
Reb	5, 2x, last vs. Clemson, 11/20/14
Off Reb	3, 2x, last vs. Clemson, 11/20/14
Stl	3 vs. Charleston Sthrn., 11/8/13
Asst	5 vs. Charleston Sthrn., 11/8/13
Min	23 vs. Alabama, 1/19/14

Elem Ibiom

Pts	21 vs. Savannah State, 12/14/14
FG	8 vs. Alabama, 3/7/13
FGA	14 at Charlotte, 12/8/13
FG %	1.000 (7-7), 2x, last vs. Charlotte, 12/4/14
FT	7 vs. Savannah State, 12/14/14
FTA	10 vs. Louisiana Tech, 11/10/13
FT %	1.00 (4-4) vs. Alabama, 1/19/14
Reb	12 at Texas A&M, 1/16/14
Off Reb	6 vs. Elon, 11/9/12
Def Reb	10 at Texas A&M, 1/16/14
Blk	7 at Mississippi State, 2/6/14
Stl	2, 4x, last vs. North Carolina, 12/18/13
Asst	3 vs. South Dakota St., 3/23/13
Min	34 at Texas A&M, 1/16/14

Tiffany Mitchell

Pts	25 vs. Georgia, 2/27/14
FG	8, 2x, last at Texas A&M, 1/16/14
FGA	17 vs. Tennessee, 1/3/13
FG %	.857 (6-7) vs. Savannah State, 12/14/14
3FG	6 vs. San Diego St., 11/23/14
3FGA	8 vs. Syracuse, 11/28/14
3FG %	1.000 (6-6) vs. San Diego State, 11/23/14
FT	13 vs. CSU Northridge, 3/23/14
FTA	17 vs. CSU Northridge, 3/23/14
FT %	1.000 (10-10) vs. Georgia, 2/27/14
Reb	11, 5x, last at Arkansas, 1/2/14
Off Reb	6 at Florida, 1/20/13
Blk	2, 2x, last vs. Alabama, 1/19/14
Stl	7 vs. NC Central, 12/1/14
Asst	9 at San Diego State, 11/23/13
Min	40 vs. Syracuse, 11/28/14

Tina Roy

Pts	15 vs. Presbyterian, 11/27/11
FG	5, 3x, last vs. Kentucky, 1/9/14
FGA	12 vs. Georgia, 3/2/12
FG %	.667 (2-3) at Florida, 1/8/12
3FG	5 vs. Presbyterian, 11/27/11
3FGA	9, 3x, last vs. Syracuse, 11/28/14
3FG %	.600 (3-5), 3x, last vs. Charlotte, 12/4/14
FT	4 at Southern Cal, 11/25/13
FTA	4, 4x, last vs. Georgia, 2/27/14
FT %	1.000 (4-4) at Southern Cal, 11/25/13
Reb	8 at Mississippi State, 2/6/14
Off Reb	3, 2x, last vs. CSU Northridge, 3/23/14
Stl	3 vs. Southern Cal, 11/15/14
Asst	10 vs. Savannah State, 12/14/14
Min	31 vs. Vanderbilt, 1/5/14

Khadijah Sessions

Pts	19 vs. Auburn, 2/3/13
FG	6, 2x, last vs. Seton Hall, 11/17/13
FGA	15 at Missouri, 2/28/13
FG %	.800 (4-5) vs. Alabama, 3/7/13
3FG	3, 2x, last at Kentucky, 2/20/14
3FGA	6, 2x, last at Missouri, 2/28/13
3FG %	1.00 (3-3) at Kentucky, 2/20/14
FT	8 vs. Auburn, 2/3/13
FTA	12 vs. Missouri, 2/2/14
FT %	1.00 (5-5) at Kentucky, 2/20/14
Reb	6 vs. Clemson, 11/20/14
Off Reb	3 at Missouri, 2/28/13
Stl	4, 6x, last vs. Savannah State, 12/14/14
Asst	8 vs. NC Central, 12/1/14
Min	37 at Southern Cal, 11/25/13

Aleighsa Welch

Pts	23 vs. N. Carolina, 12/18/13
FG	10 at Kentucky, 2/20/14
FGA	19 at Tennessee, 3/2/14
FG %	1.000 (6-6) vs. NC Central, 12/2/13
FT	10 at Xavier, 11/30/11
FTA	15 at Xavier, 11/30/11
FT %	1.00 (4-4) at Seton Hall, 12/2/12
Reb	17 vs. C. of Charleston, 11/14/13
Off Reb	8, 6x, last at Texas A&M, 1/16/14
Def Reb	10 vs. C. of Charleston, 11/14/13
Blk	5, 2x, last at Kentucky, 2/20/14
Stl	3, 4x, last at Clemson, 11/20/13
Asst	5 vs. Savannah State, 12/28/13
Min	43 at Texas A&M, 1/6/14

Jatarie White

Pts	11 vs. Clemson, 11/20/14
FG	5 vs. Clemson, 11/20/14
FGA	12 vs. Clemson, 11/20/14
FG %	.600 (3-5) vs. San Diego State, 11/23/14
FT	2 vs. Wisconsin, 11/27/14
FTA	3 vs. Wisconsin, 11/27/14
FT %	.667 (2-3) vs. Wisconsin, 11/27/14
Reb	6 vs. San Diego St., 11/23/14
Off Reb	3 vs. Clemson, 11/20/14
Def Reb	5 vs. San Diego St., 11/23/14
Min	22 vs. San Diego St., 11/23/14

A'ja Wilson

Pts	23 vs. Savannah State, 12/14/14
FG	8, 2x, last vs. Savannah State, 12/14/14
FGA	13 vs. Syracuse, 11/28/14
FG %	.800 (8-10) vs. Savannah State, 12/14/14
FT	8 vs. NC Central, 12/1/14
FTA	10 vs. Savannah State, 12/14/14
FT %	.888 (8-9) vs. NC Central, 12/1/14
Reb	10 vs. Syracuse, 11/28/14
Off Reb	5 vs. NC Central, 12/1/14
Def Reb	6, 2x, last vs. Syracuse, 11/28/14
Stl	3, 2x, last vs. Charlotte, 12/4/14
Asst	3 vs. San Diego St., 11/23/14
Min	26, 2x, last at Duke, 12/7/14



DAWN STALEY

7th Season at South Carolina Virginia, 1992

When three-time Olympic gold medalist Dawn Staley took the reins of the University of South Carolina women's basketball program on May 10, 2008, the Gamecocks' stature immediately rose not just in the Southeastern Conference but on the national stage as well. Building on a foundation of hard work, defensive effort and a "team first" mentality, South Carolina began to realize those expectations in 2011-12. Three consecutive 25-win seasons were capped with the 2013-14 squad's 29-win effort that included the program's first SEC regular-season championship and No. 1 seed in the NCAA Tournament as well as the Gamecocks' second NCAA Sweet 16 appearance in three seasons.

In her 14 seasons as a head coach, Staley has amassed a 302-151 record, including her 130-71 slate in six seasons at South Carolina. She has led her teams to nine 20-win seasons, a total of 11 postseason appearances (two WNIT), highlighted by the Gamecocks' pair of Sweet 16 appearances and 14 weeks in the Associated Press top 10, including four in the top five. The future continues to brighten as the nation's top recruits make Columbia, S.C., a highly coveted destination. Consistently signing the top players in the state, Staley's 2014 group illustrated the seeds her staff had been sowing since its arrival as the No. 1 recruit in the class joined two other top-35 entries among the five-member class that was ranked No. 2 in the nation.

While her coaching career is blossoming, Staley is still recognized for her body of work as a one of the most decorated participants in United States women's basketball history. The Naismith Memorial Basketball Hall of Fame solidified her legacy with her enshrinement into the Hall as part of the Class of 2013. The Phoenix Club of Philadelphia established the Dawn Staley Award recognizing the nation's top guard in women's Division I basketball in 2013 as well. Staley was inducted into the Women's Basketball Hall of Fame as part of the Class of 2012 and was one of the final nominees for induction to the U.S. Olympic Hall of Fame the same year. In the summer of 2011, the WNBA recognized her as one of the league's "Top 15," honoring the most influential players in the league's history.

At the helm of the Gamecocks over the last six seasons, Staley has been named National Coach of the Year (2014, Basketball Times), Naismith National Coach of the Year Finalist (2014), SEC Coach of the Year (2014, Coaches and AP) and BCA Female Coach of the Year (2012). She has coached an All-American, 12 All-SEC selections, five SEC All-Freshman team selections, an SEC Player of the Year, an SEC Sixth Player of the Year, an SEC Defensive Player of the Year and two SEC Freshmen of the Year. South Carolina's 29 wins in 2013-14 were one shy of the overall school record, breaking the best mark since joining the SEC of 25 set in 2011-12 and tied in 2012-13. The Gamecocks have won more SEC games than the season before in each of Staley's last five seasons, and her 52 SEC victories are more than any other Gamecock coach and account for 44.8 percent of the program's total 116 league wins. She has helped the Gamecocks to three of the program's four top-four finishes in the SEC, including the first regular-season championship in 2013-14. Her 97 overall wins in the last four seasons marks the most successful four-year stretch in program history.

HEAD COACH

Coaching Highlights

College

- 9 NCAA Tournament Appearances (3 at South Carolina)
- 9 20-Win Seasons (3 at South Carolina)
- 2 Regular-Season Conference Titles (SEC 2014; A-10 2008)
- Naismith National Coach of the Year Finalist (2014)
- Basketball Times National Coach of the Year (2014)
- Two-time WBCA Region Coach of the Year (Region 3 2014; Region 1 2005)
- Three-time Conference Coach of the Year (SEC 2014; A-10 2004, 2005)

USA Basketball

- Senior National Team Asst. Coach (2006-08, 2014) – FIBA World Championship gold medal (2014), Beijing Olympics gold medal (2008), FIBA Americas Championship gold medal (2007), FIBA World Championship bronze medal (2006)
- U18 National Team Head Coach – FIBA U18 Americas Championship gold medal (2014)
- Select Team Court Coach (Summer 2012)

Playing Highlights

U.S. Professional – 11 seasons

- Five-time WNBA All-Star (2001, 2002, 2003, 2005, 2006)
- Two-time ABL All-Star (1997, 1998)
- WNBA All-Decade Team

USA Basketball

- Three-time Olympic gold medalist (1996, 2000, 2004)
- Flag bearer for U.S. in Olympic Games Opening Ceremony (2004)
- Two-time USA Basketball Female Athlete of the Year (1994, 2004)

College – Virginia (1989-92)

- Three-time Kodak All-America (1990, 1991, 1992)
- Honda-Broderick Cup Award for Collegiate Female Athlete of the Year (1991)
- Two-time ACC Player of the Year (1991, 1992)
- NCAA Tournament Most Outstanding Player (1991)

Other Notables

- Naismith Memorial Basketball Hall of Fame, Class of 2013
- Order of the Palmetto Recipient (2013)
- Women's Basketball Hall of Fame, Class of 2012

Year-by-Year Coaching Record

Year	School	Record	Conf. Rec.	Conf. Finish	Postseason
2000-01	Temple	19-11	11-5	2nd East	WNIT
2001-02	Temple	20-11	12-4	2nd East	A-10 Tourn. Champ./NCAA 1st Round
2002-03	Temple	14-15	9-7	2nd East	
2003-04	Temple	21-10	14-2	1st East	A-10 Tourn. Champ./NCAA 1st Round
2004-05	Temple	28-4	16-0	1st East*	A-10 Tourn. Champ./NCAA 2nd Round
2005-06	Temple	24-8	12-4	3rd	A-10 Tourn. Champ./NCAA 1st Round
2006-07	Temple	25-8	13-1	2nd	NCAA 2nd Round
2007-08	Temple	21-13	12-2	T-1st	NCAA 1st Round
2008-09	South Carolina	10-18	2-12	11th	
2009-10	South Carolina	14-15	7-9	T-7th	
2010-11	South Carolina	18-15	8-8	T-5th	WNIT 2nd Round
2011-12	South Carolina	25-10	10-6	T-4th	NCAA Sweet 16
2012-13	South Carolina	25-8	11-5	T-4th	NCAA 2nd Round
2013-14	South Carolina	29-5	14-2	1st	NCAA Sweet 16
2014-15	South Carolina	9-0	—	—	—
Career	15th season	302-151	151-67		
At SC	7th season	130-71	52-42		



ALAINA COATES

6-4 • Sophomore • Center
Irmo, S.C. • Dutch Fork

- Named to the Naismith Trophy Top 50 Watch List, one of four centers selected
- Ranked the No. 25 player in the nation by espnW ... named Preseason All-SEC First Team by the league's coaches.
- Has started five games this season
- Ranks fourth in SEC in rebounds and 10th in blocked shots (1.2)
- Has four double-doubles, second-most in the SEC this season
- Has scored in double figures five times and posted double-digit rebounds five times, including the last three games
- Has been the team's top scorer once – Southern Cal
- Has led team in rebounds six times – Southern Cal, Clemson, Wisconsin, at Duke, Savannah State
- Grabbed six of her team-high 10 rebounds at #9/8 Duke (Dec. 7) in the second half, including two defensive in the critical final two minutes of the comeback win
- Responded to coming off the bench against Charlotte (Dec. 4) with a double-double and a career-high three assists in 23 minutes
- Shook off slow start vs. Clemson (Nov. 20) to finish with 12 points and 10 rebounds – eight points and seven rebounds of which came in second half
- Drew start in season opener vs. Southern Cal (Nov. 15) and delivered a double-double (18 pts/13 rebs), the 11th of her career ... scored six unanswered points late in first half against Trojans to help Gamecocks take lead into halftime

#41

Career Highlights

- No. 25 Player in the Nation, espnW (2014-15)
- 2015 Naismith Trophy Top 50 Watch List
- 2015 Preseason All-SEC
- 2014 SEC Co-6th Player of the Year (Coaches)
- 2014 SEC Freshman of the Year (Coaches, AP)
- 2014 Freshman All-America First Team (Full Court)
- 2014 SEC All-Freshman Team
- 2014 All-SEC Second Team (Coaches)
- 5-time SEC Freshman of the Week

	Season	Career	Miscellaneous
Double-Double	4	14	
20+ Points	1	7	
10+ Points	5	28	
10+ Rebounds	5	16	
5+ Blocks	0	2	
Tm-High Points	1	8	
Tm-High Rebs.	6	24	

	Career Highs
Pts	24, 2x, last vs. Ole Miss, 1/30/14
Rebs	17 vs. Kentucky, 1/9/14
Blks	5, 2x, last vs. Florida, 2/23/14
Stls	3 at LSU, 2/16/14
Assts	3 vs. Charlotte, 12/4/14
Min	30 vs. Southern Cal, 11/15/14
FG	11 vs. Vanderbilt, 1/5/14
FT	11 at San Diego St., 11/23/13

	14-15 Season Highs
Pts	20 vs. Savannah St., 12/14/14
Rebs	13, 2x, last vs. Charlotte, 12/4/14
Blks	2, 4x, last vs. Charlotte, 12/4/14
Stls	2 at Duke, 12/7/14
Assts	3 vs. Charlotte, 12/4/14
Min	30 vs. Southern Cal, 11/15/14
FG	7 vs. Savannah St., 12/14/14
FT	7 vs. Charlotte, 12/4/14

2014-15 Game-by-Game

Opponent	Date	GS	MIN	FG-A	3FG-A	FT-A	Reb	A	TO	B	S	TP
Southern Cal	11/15	*	30	6-8	0-0	6-6	4-9-13	0	1	2	0	18
Clemson	11/20	*	20	4-10	0-0	4-7	4-6-10	2	0	2	0	12
San Diego St.	11/23		18	5-8	0-0	0-1	2-3-5	0	1	0	0	10
vs. Wisconsin	11/27	*	17	3-7	0-0	1-4	4-5-9	0	0	1	0	7
vs. Syracuse	11/28	*	13	0-0	0-0	0-0	0-1-1	0	0	0	0	0
NC Central	12/1	*	21	4-7	0-0	1-2	0-5-5	1	1	2	0	9
Charlotte	12/4		23	4-7	0-0	7-10	5-8-13	3	1	2	0	15
at Duke	12/7		22	2-6	0-0	3-5	3-7-10	0	1	1	2	7
vs. Savannah St.	12/14		17	7-8	0-0	6-9	3-7-10	1	2	1	0	20

Career Stats at South Carolina

Year	GP	GS	Min	Avg	FG	FGA	Pct	3FG	FGA	Pct	FT	FTA	Pct	Off	Def	Tot	Avg	PF	FO	A	TO	Blk	Stl	Pts	Avg
2013-14	34	1	668	19.6	148	242	.612	0	0	—	121	185	.654	82	203	285	8.4	83	1	11	57	73	17	417	12.3
2014-15	9	5	181	20.1	35	61	.574	0	0	—	28	44	.636	25	51	76	8.4	7	0	7	7	11	2	98	10.9
Career Totals	43	6	849	19.7	183	303	.604	0	0	—	149	229	.651	107	254	361	8.4	90	1	18	64	84	19	515	12.0



BIANCA CUEVAS

5-6 • Freshman • Guard
Bronx, N.Y. • Nazareth Regional

- Played in every game this season
- Has scored in double figures twice
- Has led team in assists one time – San Diego State
- Swiped four steals against Savannah State (Dec. 14), including three in a two-minute span midway through the first half to help Gamecocks build an insurmountable lead
- Handed out five assists against NC Central (Dec. 1), her second time this season
- Posted season-high 11 points against San Diego State (Nov. 23) while leading team with five assists and four steals as well
- Strong outing against Clemson (Nov. 20) with no turnovers and a pair of 3s
- Came off the bench to play five minutes against Southern Cal (Nov. 15)



Career Highlights

No. 35 recruit in 2014 class (espnW)
2014 High School All-America (McDonald's)

	Season	Career	Miscellaneous
Double-Double	0	0	
10+ Points	2	2	
5+ Assists	2	2	
5+ Steals	0	0	
Tm-High Pts.	0	0	
Tm-High Assts.	1	1	

		Career Highs
Pts	11 vs. San Diego St., 11/23/14	
Rebs	4, 2x, last vs. San Diego St., 11/23/14	
Stls	4, 2x, last vs. Sav. St., 12/14/14	
Assts	5, 2x, last vs. NC Central, 12/1/14	
Blks	2 vs. NC Central, 12/1/14	
Min	20 vs. NC Central, 12/1/14	
FG	4, 3x, last vs. Sav. St., 12/14/14	
3FG	2 vs. Clemson, 11/20/14	
FT	2 vs. San Diego St., 11/23/14	

2014-15 Game-by-Game

Opponent	Date	GS	MIN	FG-A	3FG-A	FT-A	Reb	A	TO	B	S	TP
Southern Cal	11/15	5	0-3	0-2	0-1	0-1-1	0	1	0	1	0	0
Clemson	11/20	17	4-10	2-6	0-0	1-2-3	2	0	0	2	10	
San Diego St.	11/23	17	4-6	1-3	2-2	0-3-3	5	1	0	4	11	
vs. Wisconsin	11/27	14	1-5	0-2	0-0	1-0-1	1	0	0	0	2	
vs. Syracuse	11/28	9	0-4	0-3	0-0	0-0-0	0	0	0	0	0	
NC Central	12/1	20	1-4	1-4	1-2	0-1-1	5	1	2	3	4	
Charlotte	12/4	6	0-2	0-0	0-0	0-1-1	1	1	0	0	0	
at Duke	12/7	3	0-0	0-0	0-0	0-0-0	0	2	0	1	0	
vs. Savannah St.	12/14	18	4-7	0-1	1-1	0-1-1	0	3	0	4	9	

Career Stats at South Carolina

Year	GP	GS	Min	Avg	FG	FGA	Pct	3FG	FGA	Pct	FT	FTA	Pct	Off	Def	Tot	Avg	PF	FO	A	TO	Blk	Stl	Pts	Avg
2014-15	9	0	109	12.1	14	41	.341	4	21	.190	4	6	.667	2	9	11	1.2	13	0	14	9	2	15	36	4.0



TIFFANY DAVIS

5-7 • Sophomore • Guard
Houston, Texas • Westbury Christian

- Has played in five games this season
- Tied season high with three points, all on free throws, against Savannah State (Dec. 14)
- Made her season debut against Clemson (Nov. 20), hitting a second-half 3 and handing out a pair of assists in just eight minutes.

#15

	Season	Career	Miscellaneous
Double-Double	0	0	
10+ Points	0	1	
5+ Assists	0	0	
5+ Steals	0	1	
Tm-High Pts.	0	0	
Tm-High Assts.	0	0	

	Career Highs
Pts	11 vs. Ole Miss, 1/30/14
Rebs	6 at Arkansas, 1/2/14
Blks	1 vs. Charleston Southern, 11/8/13
Stls	5 vs. Elon, 11/9/12
Assts	3, 4x, last vs. SC State, 12/22/13
Min	30 at Arkansas, 1/2/14
FG	3 vs. Savannah State, 12/28/13
3FG	2, 3x, last vs. Ole Miss, 1/30/14
FT	5 vs. Ole Miss, 1/30/14

	14-15 Season Highs
Pts	3, 2x, last vs. Sav. St., 12/14/14
Rebs	2 vs. San Diego State, 11/23/14
Blks	
Stls	
Assts	2 vs. Clemson, 11/20/14
Min	10 vs. Sav. St., 12/14/14
FG	1, 2x, last vs. Wisconsin, 11/27/14
3FG	1 vs. Clemson, 11/20/14
FT	3 vs. Sav. St., 12/14/14

2014-15 Game-by-Game

Opponent	Date	GS	MIN	FG-A	3FG-A	FTA	Reb	A	TO	B	S	TP
Southern Cal	11/15						— DNP (Coach's Decision) —					
Clemson	11/20		8	1-2	1-2	0-0	0-1-1	2	0	0	0	3
San Diego St.	11/23		8	0-3	0-2	0-1	2-0-2	1	2	0	0	0
vs. Wisconsin	11/27		6	1-2	0-1	0-0	0-0-0	0	1	0	0	2
vs. Syracuse	11/28						— DNP (Coach's Decision) —					
NC Central	12/1		6	0-1	0-1	0-0	0-1-1	1	0	0	0	0
Charlotte	12/4						— DNP (Coach's Decision) —					
at Duke	12/7						— DNP (Coach's Decision) —					
vs. Savannah St.	12/14		10	0-0	0-0	3-4	0-1-1	1	0	0	0	3

Career Stats at South Carolina

Year	GP	GS	Min	Avg	FG	FGA	Pct	3FG	FGA	Pct	FT	FTA	Pct	Off	Def	Tot	Avg	PF	FO	A	TO	Blk	Stl	Pts	Avg
2012-13	3	0	40	13.3	4	8	.500	1	4	.250	3	4	.750	1	3	4	1.3	2	0	4	2	0	5	12	4.0
2013-14	32	7	356	11.1	23	59	.390	12	30	.400	19	26	.731	5	27	32	1.0	29	0	29	40	1	4	77	2.4
2014-15	5	0	38	7.6	2	8	.250	1	6	.167	3	5	.600	2	3	5	1.0	3	0	5	3	0	0	8	1.6
Career Totals	40	7	434	10.9	29	75	.387	14	40	.350	25	35	.714	8	33	41	1.0	34	0	38	45	1	9	97	2.4



ASIA DOZIER

6-0 • Junior • Guard/Forward
Columbia, S.C. • Spring Valley

- Voted team captain
- Has played in every game, joining the starting lineup against Charlotte (Dec. 4)
- Has led team in assists one time – vs. Wisconsin
- Has led team in scoring one times – at Duke
- Has scored in double figures twice
- Scored all of her team-high 11 points at #9/8 Duke in the second half of the comeback victory
- Made her first start of the season against Charlotte (Dec. 4) and struggled shooting the ball, but was solid defensively and handed out three assists
- Hit a 3 from the top of the arc to put the Gamecocks ahead of #22/22 Syracuse (Nov. 28) with under two minutes to play, her only points of the night
- Hit 3-of-5 from the field and handed out four assists in just 15 minutes against Wisconsin (Nov. 27)
- Dished out four assists in just 16 minutes against San Diego State (Nov. 23)
- Handed out four assists against Clemson in just 16 minutes (Nov. 20)

#31

	Season	Career
Double-Double	0	0
10+ Points	2	11
10+ Rebounds	0	1
5+ Assists	0	8
Tm-High Pts.	1	2
Tm-High Assts.	1	11

Miscellaneous

Pts	16, 2x, last at San Diego St., 11/23/13
Rebs.....	10 vs. Elon, 11/9/12
Blks.....	1, 11x, last vs. Florida, 2/23/14
Stls.....	2, 6x, last vs. NC Central, 12/1/14
Assts.....	6, 2x, last vs. Georgia, 3/7/14
Min.....	40 at Arkansas, 1/2/14
FG	6 vs. C. of Charleston, 11/14/13
3FG	4 at San Diego St., 11/23/13
FT.....	4, 2x, last vs. Oregon St., 3/25/14

Career Highs

Pts	14 vs. NC Central, 12/1/14
Rebs.....	1 vs. Clemson, 11/20/14
Blks.....	
Stls.....	2 vs. NC Central, 12/1/14
Assts.....	4, 3x, last vs. Wisconsin, 11/27/14
Min.....	22 at Duke, 12/7/14
FG	5 vs. NC Central, 12/1/14
3FG	3 vs. NC Central, 12/1/14
FT.....	1, 2x, last at Duke, 12/7/14

14-15 Season Highs

2014-15 Game-by-Game

Opponent	Date	GS	MIN	FG-A	3FG-A	FT-A	Reb	A	TO	B	S	TP
Southern Cal	11/15		14	0-3	0-2	0-0	0-0-0	1	2	0	0	0
Clemson	11/20		16	1-2	1-2	0-0	0-1-1	4	0	0	0	3
San Diego St.	11/23		16	2-3	1-2	0-1	0-0-0	4	1	0	1	5
vs. Wisconsin	11/27		15	3-5	1-2	0-0	0-0-0	4	1	0	0	7
vs. Syracuse	11/28		7	1-1	1-1	0-0	0-0-0	1	0	0	0	3
NC Central	12/1		16	5-6	3-4	1-1	0-0-0	1	1	0	2	14
Charlotte	12/4	*	18	0-4	0-3	0-0	0-0-0	3	1	0	1	0
at Duke	12/7	*	22	4-7	2-5	1-2	0-0-0	0	2	0	1	11
vs. Savannah St.	12/14	*	15	0-2	0-1	0-0	0-0-0	2	0	0	0	0

Career Stats at South Carolina

Year	GP	GS	Min	Avg	FG	FGA	Pct	3FG	FGA	Pct	FT	FTA	Pct	Off	Def	Tot	Avg	PF	FO	A	TO	Blk	Stl	Pts	Avg
2012-13	31	0	398	12.8	28	134	.209	16	91	.176	11	24	.458	19	42	61	2.0	35	1	25	20	4	8	83	2.7
2013-14	34	32	911	26.8	72	211	.341	33	103	.320	28	44	.636	18	77	95	2.8	63	0	92	68	7	21	205	6.0
2014-15	9	3	139	15.4	16	33	.485	9	22	.409	2	4	.500	0	1	1	0.1	3	0	20	8	0	5	43	4.8
Career Totals	74	35	1448	19.6	116	378	.307	58	216	.269	41	72	.569	37	120	157	2.1	101	1	137	96	11	34	331	4.5



KAYDRA DUCKETT

5-8 • Freshman • Guard
Columbia, S.C. • Dreher

- Has played in five games this season
- Grabbed four rebounds in just seven minutes off the bench against Savannah State (Dec. 14)
- Scored first career points against NC Central (Dec. 1)
- Made her college debut against Clemson (Nov. 20), but was limited to three minutes with an ankle injury

#3

Career Highlights

No. 32 recruit in 2014 class (espnW)
2014 High School All-America (McDonald's)

	Season	Career	Miscellaneous
Double-Double	0	0	
10+ Points	0	0	
5+ Assists	0	0	
5+ Steals	0	0	
Tm-High Pts.	0	0	
Tm-High Assts.	0	0	

	Career Highs
Pts	2, last vs. Sav. St., 12/14/14
Rebs.....	4 vs. Savannah St., 12/14/14
Blks	1 vs. Savannah St., 12/14/14
Stls	1 vs. NC Central, 12/1/14
Assts	1, 2x, last vs. Sav. St., 12/14/14
Min.....	7 vs. Savannah St., 12/14/14
FG	1 vs. NC Central, 12/1/14
3FG	
FT.....	2 vs. Savannah St., 12/14/14

2014-15 Game-by-Game

Opponent	Date	GS	MIN	FG-A	3FG-A	FT-A	Reb	A	TO	B	S	TP
Southern Cal	11/15						— DNP (Coach's Decision) —					
Clemson	11/20	3	0-0	0-0	0-0	0-0-0	1	0	0	0	0	0
San Diego St.	11/23						— DNP (Ankle Injury) —					
vs. Wisconsin	11/27	2	0-0	0-0	0-0	0-0-0	0	0	0	0	0	0
vs. Syracuse	11/28						— DNP (Coach's Decision) —					
NC Central	12/1	4	1-1	0-0	0-0	0-1-1	0	1	0	1	2	
Charlotte	12/4	1	0-0	0-0	0-0	0-0-0	0	0	0	0	0	0
at Duke	12/7						— DNP (Coach's Decision) —					
vs. Savannah St.	12/14	7	0-3	0-0	2-2	2-2-4	1	0	1	0	2	

Career Stats at South Carolina

Year	GP	GS	Min	Avg	FG	FGA	Pct	3FG	FGA	Pct	FT	FTA	Pct	Off	Def	Tot	Avg	PF	FO	A	TO	Blk	Stl	Pts	Avg
2014-15	5	0	17	3.4	1	4	.250	0	0	—	2	2	1.00	2	3	5	1.0	1	0	2	1	1	1	4	0.8



INDIA FARMER

6-0 • Sophomore • Forward
N. Myrtle Beach, S.C. • N. Myrtle Beach

- Has played in six games this season
- Scored first point of the season with a free throw against San Diego State (Nov. 23)
- Made season debut vs. Clemson (Nov. 20)

#0

	Season	Career	Miscellaneous
Double-Double	0	0	
10+ Points	0	0	
10+ Rebounds	0	0	
5+ Blocks	0	0	
Tm-High Pts.	0	0	
Tm-High Rebs.	0	0	

	Career Highs
Pts	3, 2x, last vs. Alabama, 1/19/14
Rebs	3 vs. NC Central, 12/2/13
Blks	1, vs. Savannah State, 12/28/13
Stls	
Assts	
Min	11 vs. NC Central, 12/2/13
FG	1, 2x, last vs. Alabama, 1/19/14
3FG	1, 2x, last vs. Alabama, 1/19/14
FT	1 vs. San Diego State, 11/23/14

	14-15 Season Highs
Pts	1, 2x, last vs. Sav. St., 12/14/14
Rebs	2, 2x, last vs. Sav. St., 12/14/14
Blks	
Stls	
Assts	
Min	4, 2x, last vs. Sav. St., 12/14/14
FG	
3FG	
FT	1, 2x, last vs. Sav. St., 12/14/14

2014-15 Game-by-Game

Opponent	Date	GS	MIN	FG-A	3FG-A	FT-A	Reb	A	TO	B	S	TP
Southern Cal	11/15						— DNP (Coach's Decision) —					
Clemson	11/20		4	0-0	0-0	0-0	1-0-1	0	0	0	0	0
San Diego St.	11/23		3	0-0	0-0	1-2	0-0-0	0	0	0	0	1
vs. Wisconsin	11/27		2	0-0	0-0	0-0	0-0-0	0	0	0	0	0
vs. Syracuse	11/28						— DNP (Coach's Decision) —					
NC Central	12/1		2	0-0	0-0	0-0	1-1-2	0	0	0	0	0
Charlotte	12/4		2	0-0	0-0	0-0	0-0-0	0	1	0	0	0
at Duke	12/7						— DNP (Coach's Decision) —					
vs. Savannah St.	12/14		4	0-2	0-2	1-2	1-1-2	0	0	0	0	1

Career Stats at South Carolina

Year	GP	GS	Min	Avg	FG	FGA	Pct	3FG	FGA	Pct	FT	FTA	Pct	Off	Def	Tot	Avg	PF	FO	A	TO	Blk	Stl	Pts	Avg
2013-14	18	0	48	2.7	2	7	.286	2	4	.500	0	0	—	2	4	6	0.3	4	0	0	1	1	0	6	0.3
2014-15	6	0	17	2.8	0	2	.000	0	2	.000	2	4	.500	3	2	5	0.5	0	0	0	1	0	0	2	0.3
Career Totals	24	0	65	2.7	2	9	.222	2	6	.333	2	4	.500	5	6	11	0.5	4	0	0	2	1	0	8	0.3



OLIVIA GAINES

5-7 • Senior • Guard
Chester, S.C. • Louisburg College (N.C.)

- Has played in every game this season, starting one (San Diego State)
- Picked up two steals in just one minute of high-pressure defense at #9/8 Duke (Dec. 7), including the one with 12 seconds left and the Gamecocks down by one, then called a timeout to set up the winning play
- Handed out three assists in just 12 minutes against Wisconsin (Nov. 27)
- Drew her second career start against San Diego State (Nov. 23), picking up a pair of steals
- Came off the bench for one minute of high-pressure defense late in the opener against Southern Cal (Nov. 15)



Career Highlights

2013 WBCA JUCO Player of the Year
2013 NJCAA All-America

	Season	Career	Miscellaneous
Double-Double	0	0	
10+ Points	0	0	
10+ Rebounds	0	0	
5+ Assists	0	1	
Tm-High Pts.	0	0	
Tm-High Assts.	0	1	

	Career Highs
Pts	7 vs. Savannah St., 12/28/13
Rebs	5, 2x, last vs. Clemson, 11/20/14
Blks	1, 3x, last vs. Florida, 2/23/14
Stls	3 vs. Charleston Southern, 11/8/13
Assts	5 vs. Charleston Southern, 11/8/13
Min	23 vs. Alabama, 1/19/14
FG	3 vs. Savannah St., 12/28/13
3FG	1 at Texas A&M, 1/16/14
FT	3 vs. Arkansas, 2/9/14

	14-15 Season Highs
Pts	4 vs. NC Central, 12/1/14
Rebs	5 vs. Clemson, 11/20/14
Blks	
Stls	2, 2x, last vs. Wisconsin, 11/27/14
Assts	3 vs. Wisconsin, 11/27/14
Min	16 vs. San Diego State, 11/23/14
FG	2 vs. NC Central, 12/1/14
3FG	
FT	2 vs. Savannah St., 12/14/14

2014-15 Game-by-Game

Opponent	Date	GS	MIN	FG-A	3FG-A	FT-A	Reb	A	TO	B	S	TP
Southern Cal	11/15	1	0-0	0-0	0-0	0-0-0	0	0	0	0	0	0
Clemson	11/20	10	0-4	0-0	0-0	3-2-5	2	2	0	1	0	0
San Diego St.	11/23 *	16	0-2	0-0	0-0	1-1-2	1	2	0	2	0	0
vs. Wisconsin	11/27	12	0-1	0-0	0-0	0-1-1	3	0	0	2	0	0
vs. Syracuse	11/28	2	0-0	0-0	0-0	0-0-0	0	0	0	0	0	0
NC Central	12/1	7	2-3	0-0	0-0	0-1-1	0	1	0	0	4	0
Charlotte	12/4	1	0-0	0-0	0-0	0-0-0	0	0	0	0	0	0
at Duke	12/7	1	0-0	0-0	0-0	0-0-0	0	0	0	2	0	0
vs. Savannah St.	12/14	15	0-3	0-0	2-2	2-2-4	1	0	0	0	2	0

Career Stats at South Carolina

Year	GP	GS	Min	Avg	FG	FGA	Pct	3FG	FGA	Pct	FT	FTA	Pct	Off	Def	Tot	Avg	PF	FO	A	TO	Blk	Stl	Pts	Avg
2013-14	32	1	309	9.7	23	48	.479	1	2	.500	19	26	.731	12	31	43	1.3	32	0	34	14	3	20	66	2.1
2014-15	9	1	65	7.2	2	13	.154	0	0	—	2	2	1.00	6	7	13	1.4	7	0	7	5	0	7	6	0.7
Career Totals	41	2	374	9.1	25	61	.410	1	2	.500	21	28	.750	18	38	56	1.3	39	0	41	19	3	27	72	1.8



ELEM IBIAM

6-4 • Senior • Center
Fayetteville, Ga. • Fayette County

- Voted team captain for second time in her career (2013-14)
- Is fourth in school history with 141 career blocked shots, two shy of Petra Ujheyli's 143 in third place
- Has started every game this season, not missing a start since the first of her career in the 2013-14 season opener (43 games)
- Is tied for 10th in the SEC in blocked shots per game (1.2)
- Has scored in double figures three times, including one 20-point game
- Netted career-high 21 points against Savannah State (Dec. 14), including four points during early run, five during late first-half spurt and first four points of the second half
- Dominated the opening minutes against Charlotte (Dec. 4), scoring six of the Gamecocks' first eight points en route to a perfect 7-of-7 shooting night – the second of her career tied for fourth-best perfect night in Colonial Life Arena history
- Was efficient in 20 minutes against NC Central (Dec. 1), hitting 4-of-5 from the field and blocking a season-high three shots
- Pulled down seven rebounds, including four offensive against Wisconsin (Nov. 27)

#33

Career Highlights

2014 SEC All-Defensive Team
2014 SEC Women's Basketball Community Service Team

	Season	Career	Miscellaneous
Double-Double	0	1	
20+ Points	1	1	
10+ Points	3	28	
10+ Rebounds	0	3	
5+ Blocks	0	7	
Tm-High Pts.	0	6	
Tm-High Rebs.	0	11	

	Career Highs
Pts	21 vs. Savannah St., 12/14/14
Rebs	12 at Texas A&M, 1/16/14
Blks	7 at Miss. State, 2/6/14
Stls	2, 4x, last vs. North Carolina, 12/18/13
Assts	3 vs. South Dakota St., 3/23/13
Min	34 at Texas A&M, 1/16/14
FG	8 vs. Alabama, 3/7/13
FT	8 vs. Seton Hall, 11/17/13

	14-15 Season Highs
Pts	21 vs. Savannah St., 12/14/14
Rebs	7 vs. Wisconsin, 11/27/14
Blks	3 vs. NC Central, 12/1/14
Stls	1, 3x, last vs. Wisconsin, 11/27/14
Assts	2 vs. Syracuse, 11/28/14
Min	22 vs. Southern Cal, 11/15/14
FG	7, 2x, last vs. Savannah St., 12/14/14
FT	7 vs. Savannah St., 12/14/14

2014-15 Game-by-Game

Opponent	Date	GS	MIN	FG-A	3FG-A	FTA	Reb	A	TO	B	S	TP
Southern Cal	11/15	*	22	2-3	0-0	1-2	2-4-6	0	0	1	1	5
Clemson	11/20	*	18	1-2	0-0	1-1	0-3-3	0	2	2	0	3
San Diego St.	11/23	*	14	1-3	0-0	2-2	1-1-2	0	0	0	1	4
vs. Wisconsin	11/27	*	17	4-6	0-0	0-0	4-3-7	0	3	2	1	8
vs. Syracuse	11/28	*	15	0-4	0-0	0-0	2-1-3	2	2	1	0	0
NC Central	12/1	*	20	4-5	0-0	2-5	1-3-4	0	0	3	0	10
Charlotte	12/4	*	19	7-7	0-0	2-3	1-2-3	1	1	0	0	16
at Duke	12/7	*	18	4-7	0-0	0-1	2-3-5	1	1	1	0	8
vs. Savannah St.	12/14	*	18	7-9	0-0	7-8	2-2-4	0	0	1	0	21

Career Stats at South Carolina

Year	GP	GS	Min	Avg	FG	FGA	Pct	3FG	FGA	Pct	FT	FIA	Pct	Off	Def	Tot	Avg	PF	FO	A	TO	Blk	Stl	Pts	Avg
2011-12	25	0	197	7.9	26	59	.441	0	1	.000	22	35	.629	34	40	74	3.0	33	0	4	16	17	2	74	3.0
2012-13	30	0	472	15.7	64	131	.489	0	0	—	32	64	.500	52	83	135	4.5	48	1	8	20	30	11	160	5.3
2013-14	34	34	794	23.4	128	238	.538	0	0	—	67	102	.657	59	148	207	6.1	94	3	12	51	83	13	323	9.5
2014-15	9	9	161	17.9	30	46	.652	0	0	—	15	22	.582	15	22	37	4.1	17	0	4	9	11	3	75	8.3
Career Totals	98	43	1624	16.6	248	474	.523	0	1	.000	136	223	.610	160	293	453	4.6	192	4	28	96	141	29	632	6.4



TIFFANY MITCHELL

5-9 • Junior • Guard
Charlotte, N.C. • Providence Day

- Voted team captain
- Rated No. 4 player in the nation by espnW ... earned spots on the Naismith Top 50, the Wade Watch List and the Wooden Award Preseason Top 30 ... became first Gamecock to earn Preseason All-America honors from the AP ... also picked up the title from ESPN and *Sports Illustrated* ... named Preseason SEC Player of the Year by both the league's coaches and media
- Started every game this season, not missing a start since the Feb. 28, 2013, game at Missouri her freshman year (48 games)
- Ranks among the SEC's top 10 in scoring (10th), free throw percentage (5th) and 3-pointers made (8th, 1.9)
- Has scored in double figures six times, including two games of 20 or more points
- Has been the team's top scorer three times – Southern Cal, San Diego State, Syracuse
- Has led the team in assists two times – Clemson, at Duke
- Posted most efficient scoring game of career, hitting 6-of-7 for 15 point in 21 minutes against Savannah State (Dec. 14)
- Erased a tough shooting day at #9/8 Duke (Dec. 9) with a second-look 3-pointer that brought the Gamecocks within one with 19 seconds to play ... was solid defensively throughout the game as well
- Swiped a career-high seven assists against NC Central (Dec. 1)
- Scored 15 of her 21 points against #22/22 Syracuse (Nov. 28) in the first half to keep Gamecocks within striking distance ... hit free throws late to seal the win over the Orange
- Shot 6-of-6 from 3-point range against San Diego State (Nov. 23), the best perfect long-range shooting night in school history, to net 20 points in just 18 minutes on the court

#25

Career Highlights

- Junkanoo Jam, Lucaya Division All-Tournament (Nov. 2014)
- 2015 Wade Watch List
- 2015 Wooden Award Preseason Top 30
- 2015 Naismith Trophy Top 50 Watch List
- No. 4 Player in the Nation, espnW (2014-15)
- 2015 Preseason All-America (AP, Sports Illustrated, ESPN)
- 2015 Preseason SEC Player of the Year (Coaches, Media)
- 2015 Preseason All-SEC (Coaches, Media)
- 2014 WBCA All-America
- 2014 All-America Third Team (AP, Full Court)
- 2014 Wooden Award Final Ballot
- 2014 Wade Trophy Watch List
- 2014 Dawn Staley Award Watch List
- 2014 WBCA All-Region 3
- 2014 SEC Player of the Year (Coaches)
- 2014 All-SEC First Team (Coaches, AP)
- 2014 SEC All-Defensive Team
- 2013 SEC All-Freshman Team

	Season	Career	Miscellaneous
Double-Double	0	4	
20+ Points	2	10	
10+ Points	6	51	
10+ Rebounds	0	7	
5+ Assists	1	8	
5+ Steals	1	6	
Tm-High Pts.	3	23	
Tm-High Rebs.	0	9	
Tm-High Assts.	2	19	

	Season	Career	Career Highs
Pts	25 vs. Georgia, 2/27/14		
Rebs	11, 5x, last at Arkansas, 1/2/14		
Stls	7 vs. NC Central, 12/1/14		
Assts	9 at San Diego State, 11/23/13		
Min	40 vs. Syracuse, 11/28/14		
FG	8, 2x, last at Texas A&M, 1/16/14		
3FG	6 vs. San Diego State, 11/23/14		
FT	13 vs. CSU Northridge, 3/23/14		

	Season	Career	14-15 Season Highs
Pts	21 vs. Syracuse, 11/28/14		
Rebs	8, Syracuse, 11/28/14		
Stls	7 vs. NC Central, 12/1/14		
Assts	5 vs. Clemson, 11/20/14		
Min	40 vs. Syracuse, 11/28/14		
FG	6, 5x, last vs. Sav. St., 12/14/14		
3FG	6 vs. San Diego State, 11/23/14		
FT	10 vs. Southern Cal, 11/15/14		

2014-15 Game-by-Game

Opponent	Date	GS	MIN	FG-A	3FG-A	FT-A	Reb	A	TO	B	S	TP
Southern Cal	11/15	*	38	4-10	0-3	10-12	1-1-2	4	6	0	1	18
Clemson	11/20	*	25	6-8	3-4	0-0	0-0-0	5	1	0	3	15
San Diego St.	11/23	*	18	6-8	6-6	2-2	0-2-2	3	2	0	1	20
vs. Wisconsin	11/27	*	26	2-7	1-3	2-2	0-3-3	3	1	0	2	7
vs. Syracuse	11/28	*	40	6-13	3-8	6-8	4-4-8	3	1	0	1	21
NC Central	12/1	*	24	6-8	1-3	1-2	0-3-3	4	1	0	7	14
Charlotte	12/4	*	28	3-6	1-3	2-2	1-0-1	2	4	0	1	9
at Duke	12/7	*	31	2-10	1-4	2-3	0-3-3	4	3	0	1	7
vs. Savannah St.	12/14	*	21	6-7	1-1	2-2	0-2-2	2	0	1	1	15

Career Stats at South Carolina

Year	GP	GS	Min	Avg	FG	FGA	Pct	3FG	FGA	Pct	FT	FTA	Pct	Off	Def	Tot	Avg	PF	FO	A	TO	Blk	Stl	Pts	Avg
2012-13	33	30	927	28.1	107	282	.379	22	60	.367	68	111	.613	60	109	169	5.1	64	1	43	82	4	44	304	9.2
2013-14	34	34	1066	31.4	165	335	.493	40	74	.541	157	198	.793	41	149	190	5.6	63	0	118	97	8	62	527	15.5
2014-15	9	9	251	27.9	41	77	.532	17	35	.486	27	33	.818	6	18	24	2.6	13	0	30	19	1	18	126	14.0
Career Totals	76	73	2244	29.5	313	694	.451	79	169	.467	252	342	.737	107	276	383	5.0	140	1	191	198	13	124	957	12.6



TINA ROY

5-11 • Junior • Guard
Kaplan, La. • Kaplan

- Has played in eight games this season
- Ranks 12th in the nation (2nd in SEC) in assist-to-turnover ratio (3.4)
- Is 12th in SEC in 3s made (1.5)
- Has scored in double figures one time
- Has led the team in assists three times – Southern Cal, Syracuse, Savannah State
- Became first Gamecock to hand out double-digit assists in the Dawn Staley era with 10 against Savannah State (Dec. 14) while also rebounding well with seven boards
- Hit three 3s against Charlotte (Dec. 4), including two during the late first-half run that turned a two-point lead into an 18-point halftime advantage
- Averaged 9.5 points in just 17.0 minutes over two games at the Junkanoo Jam (Nov. 27-28)
- Hit four 3s against #22/22 Syracuse (Nov. 28), including two during the key 18-4 run that rallied the Gamecocks for the win, and dished out five assists as well
- Provided steady point guard play off the bench against Southern Cal (Nov. 15), handing out six assists to get the inside game going and hitting 3-of-5 from behind the arc

#23

	Season	Career	Miscellaneous
Double-Double	0	0	
10+ Points	1	8	
5+ Assists	3	5	
5+ Steals	0	0	
Tm-High Pts.	0	2	
Tm-High Assts.	3	6	

	Career Highs
Pts	15 vs. Presbyterian, 11/27/11
Rebs.....	8 at Mississippi State, 2/6/14
Stls.....	3 vs. Southern Cal, 11/15/14
Assts.....	10 vs. Savannah St., 12/14/14
Min.....	31 vs. Vanderbilt, 1/5/14
FG	5, 3x, last, vs. Kentucky, 1/9/13
3FG.....	5 vs. Presbyterian, 11/27/11
FT.....	4 at Southern Cal, 11/25/13

	14-15 Season Highs
Pts	12 vs. Syracuse, 11/28/14
Rebs.....	7 vs. Savannah St., 12/14/14
Stls.....	3 vs. Southern Cal, 11/15/14
Assts.....	10 vs. Savannah St., 12/14/14
Min.....	25 vs. Southern Cal, 11/15/15
FG	4 vs. Syracuse, 11/28/14
3FG.....	4 vs. Syracuse, 11/28/14
FT.....	

2014-15 Game-by-Game

Opponent	Date	GP	GS	MIN	FG-A	3FG-A	FT-A	Reb	A	TO	B	S	TP
Southern Cal	11/15			25	3-5	3-5	0-0	0-2-2	6	2	1	3	9
Clemson	11/20	— DNP (Coach's Decision) —											
San Diego St.	11/23			19	2-7	1-4	0-0	0-3-3	2	1	0	1	5
vs. Wisconsin	11/27			12	3-6	1-3	0-0	0-4-4	2	1	0	0	7
vs. Syracuse	11/28			22	4-10	4-9	0-0	2-0-2	5	0	0	0	12
NC Central	12/1			13	0-1	0-1	0-0	0-2-2	3	1	0	1	0
Charlotte	12/4			23	3-5	3-5	0-0	0-1-1	3	1	0	0	9
at Duke	12/7			7	0-1	0-1	0-0	0-1-1	0	1	0	0	0
vs. Savannah St.	12/14			18	0-2	0-2	0-0	0-7-7	10	2	0	0	0

Career Stats at South Carolina

Year	GP	GS	Min	Avg	FG	FGA	Pct	3FG	FGA	Pct	FT	FTA	Pct	Off	Def	Tot	Avg	PF	FO	A	TO	Blk	Stl	Pts	Avg
2011-12	34	0	383	11.3	53	181	.293	32	127	.252	10	22	.455	20	29	49	1.4	20	0	10	15	1	9	148	4.4
2012-13	— Did Not Play (injury) —																								
2013-14	34	1	553	16.3	44	146	.301	20	86	.233	14	23	.609	13	56	69	2.0	19	0	48	23	9	6	122	3.6
2014-15	8	0	139	17.4	15	38	.395	12	30	.400	0	0	—	2	20	22	2.7	7	0	31	9	1	5	42	5.3
Career Totals	76	1	1075	14.1	112	365	.307	64	243	.263	24	45	.533	35	105	140	1.8	46	0	89	47	11	20	312	4.1



KHADIJAH SESSIONS

5-8 • Junior • Guard
Myrtle Beach, S.C. • Myrtle Beach

- Has played in every game this season, starting all but the season opener
- Is second in the nation in assist-to-turnover ratio (4.6)
- Ranks 10th in SEC in assists (3.6) and sixth in steals (2.4)
- Has led the team in assists two times – NC Central, Charlotte
- Matched career high for third time this season with four steals against Savannah State (Dec. 14)
- Swiped one of her three steals late in the comeback at #9/8 Duke and was part of the double-team that generated Olivia Gaines' steal in the last 20 seconds that set up the game-winning play
- Capped the 11-0 comeback run late against #22/22 Syracuse (Nov. 28) with a transition layup
- Tied her career high with four steals against San Diego State (Nov. 23)
- Was solid on both ends of the floor against Clemson (Nov. 20), handing out four assists with no turnovers while pulling down career-high six rebounds
- Hit a clutch 3-pointer to start a 14-0 run that erased a Southern Cal (Nov. 15) lead with seven minutes left and put the game out of reach

#5

	Season	Career	Miscellaneous
Double-Double	0	0	
10+ Points	0	15	
5+ Assists	1	6	
5+ Steals	0	0	
Tm-High Pts.	0	3	
Tm-High Assts.	2	13	

	Career Highs
Pts	19 vs. Auburn, 2/3/13
Rebs	6 vs. Clemson, 11/20/14
Stls	4, 5x, last vs. NC Central, 12/1/14
Assts	8 vs. NC Central, 12/1/14
Min	37 at Southern Cal, 11/25/13
FG	6, 2x, last, vs. Seton Hall, 11/17/13
3FG	3, 2x, last at Kentucky, 2/20/14
FT	8 vs. Auburn, 2/3/13

	14-15 Season Highs
Pts	7 vs. Clemson, 11/20/14
Rebs	6 vs. Clemson, 11/20/14
Stls	4, 3x, last vs. Sav. St., 12/14/14
Assts	8 vs. NC Central, 12/1/14
Min	34 at Duke, 12/7/14
FG	2, 5x, last vs. NC Central, 12/1/14
3FG	2 vs. Southern Cal, 11/15/14
FT	4 vs. Charlotte, 12/4/14

2014-15 Game-by-Game

Opponent	Date	GS	MIN	FG-A	3FG-A	FT-A	Reb	A	TO	B	S	TP
Southern Cal	11/15		19	2-5	2-3	0-0	1-1-2	2	1	1	1	6
Clemson	11/20	*	18	2-3	1-1	2-3	1-5-6	4	0	0	1	7
San Diego St.	11/23	*	14	2-5	0-2	2-3	0-0-0	3	0	0	4	6
vs. Wisconsin	11/27	*	21	1-5	0-1	0-0	0-4-4	2	0	0	2	2
vs. Syracuse	11/28	*	22	2-8	1-5	0-1	0-1-1	3	0	1	1	5
NC Central	12/1	*	19	2-2	0-0	0-0	1-3-4	8	1	0	4	4
Charlotte	12/4	*	32	1-4	0-2	4-6	1-1-2	4	2	0	2	6
at Duke	12/7	*	34	0-3	0-2	0-0	1-1-2	2	2	0	3	0
vs. Savannah St.	12/14	*	16	1-5	0-1	2-3	2-0-2	4	1	0	4	4

Career Stats at South Carolina

Year	GP	GS	Min	Avg	FG	FGA	Pct	3FG	FGA	Pct	FT	FTA	Pct	Off	Def	Tot	Avg	PF	FO	A	TO	Blk	Stl	Pts	Avg
2012-13	33	3	570	17.3	53	151	.351	13	54	.241	72	109	.661	22	24	46	1.4	43	0	36	49	3	21	191	5.8
2013-14	29	26	761	26.2	58	159	.365	18	59	.305	74	109	.679	9	38	47	1.6	60	0	77	45	1	28	208	7.2
2014-15	9	8	195	21.7	13	40	.325	4	17	.235	10	16	.625	7	16	23	2.5	10	0	32	7	2	22	40	4.4
Career Totals	71	37	1526	21.5	124	350	.354	35	130	.269	156	228	.684	38	78	116	1.6	113	0	145	101	6	71	439	6.2



ALEIGHSA WELCH

6-0 • Senior • Forward
Goose Creek, S.C. • Goose Creek

- Voted team captain for third time in her career
- Rated No. 7 player in the nation by espnW ... earned spots on Naismith Top 50 Watch List, Wade Watch List and Wooden Award Preseason Top 30 ... named Preseason All-SEC First Team by both the league's coaches and the media, receiving votes for Preseason SEC Player of the Year from both groups as well
- Has started every game this season
- Stands 19th in program history in total points, trailing Lisa Diaz in 19th (1,249) by eight points
- Is second in school history in career offensive rebounds (368) with an eye on Marsha Williams' record of 427 (1990-93)
- Ranks seventh in the SEC in blocked shots (1.4)
- Has scored in double figures six times
- Played most productive all-around game of season against Charlotte (Dec. 4), narrowly missing double-double by one rebound, grabbing seven of her nine boards on the offensive end, swatting away two shots and handing out three assists
- Scored nine of her 11 points against #22/22 Syracuse (Nov. 28) in the first half to keep the Orange within striking distance ... blocked a shot late in the game to hold off the Orange and become just the 10th Gamecock to record at least 100 career blocks
- Was efficient against Clemson (Nov. 20) with 17 points and three assists in 24 minutes
- Finished with 10 points against Southern Cal (Nov. 15) despite foul trouble and swatted three of her four blocked shots in the game's first four minutes

2014-15 Game-by-Game

Opponent	Date	GS	MIN	FG-A	3FG-A	FT-A	Reb	A	TO	B	S	TP
Southern Cal	11/15	*	27	4-5	0-0	2-4	3-4-7	0	3	4	1	10
Clemson	11/20	*	24	8-11	0-0	1-3	2-1-3	3	0	1	1	17
San Diego St.	11/23	*	17	3-6	0-0	0-0	3-0-3	3	0	0	0	6
vs. Wisconsin	11/27	*	20	2-6	0-0	0-0	2-1-3	2	1	2	1	4
vs. Syracuse	11/28	*	36	5-9	0-0	1-2	2-3-5	3	1	1	0	11
NC Central	12/1	*	24	5-7	0-0	1-1	1-3-4	2	2	1	1	11
Charlotte	12/4	*	22	4-7	0-0	2-2	7-2-9	3	1	2	0	9
at Duke	12/7	*	36	4-11	0-0	0-0	2-6-8	1	2	2	1	8
vs. Savannah St.	12/14	*	20	5-7	0-0	1-4	4-4-8	0	3	0	1	11

Career Stats at South Carolina

Year	GP	GS	Min	Avg	FG	FGA	Pct	3FG	FGA	Pct	FT	FIA	Pct	Off	Def	Tot	Avg	PF	FO	A	TO	Blk	Stl	Pts	Avg
2011-12	33	2	694	21.0	98	167	.587	0	1	.000	56	98	.571	104	96	200	6.1	41	0	18	40	22	19	252	7.6
2012-13	33	33	981	29.7	134	224	.598	1	1	1.000	126	178	.708	131	124	255	7.7	56	0	34	53	23	26	395	12.0
2013-14	34	33	1037	30.5	175	305	.574	1	1	1.000	116	194	.598	107	153	260	7.6	61	0	67	64	47	29	467	13.7
2014-15	9	9	226	25.1	40	69	.580	0	0	—	8	16	.500	26	24	50	5.5	14	1	17	13	13	6	88	9.8
Career Totals	109	77	2938	27.0	447	765	.584	2	3	.667	306	486	.630	368	397	765	7.0	172	1	136	170	105	80	1202	11.0

#24

Career Highlights

2015 Wade Watch List
 2015 Wooden Award Preseason Top 30
 2015 Naismith Trophy Top 50 Watch List
 No. 7 Player in the Nation, espnW (2014-15)
 2015 Preseason All-America Second Team (ESPN)
 2015 Preseason All-SEC First Team (Coaches, Media)
 2014 All-America Honorable Mention (AP, WBCA)
 2014 All-SEC First Team (Coaches)
 2014 All-SEC Second Team (AP)
 2014 WBCA All-Region 3
 2013-14 CoSIDA Academic All-District 4
 2013 All-SEC Second Team (Coaches)
 2012 SEC All-Freshman Team

	Season	Career	Miscellaneous
Double-Double	0	19	
20+ Points	0	5	
10+ Points	6	67	
10+ Rebounds	0	22	
5+ Blocks	0	2	
5+ Assists	0	1	
Tm-High Pts.	0	25	
Tm-High Rebs.	0	39	
Tm-High Assts.	0	10	

Pts	23 vs. N. Carolina 12/18/13	Career Highs
Rebs	17 vs. C. of Charleston, 11/14/13	
Blks	5, 2x, last at Kentucky, 2/20/14	
Stls	3, 4x, last at Charlotte, 12/8/13	
Assts	5 vs. Savannah St., 12/28/13	
Min	43 at Texas A&M, 1/16/14	
FG	10 at Kentucky, 2/20/14	
FT	10 at Xavier, 11/30/11	

Pts	17 vs. Clemson, 11/20/14	14-15 Season Highs
Rebs	9 vs. Charlotte, 12/4/14	
Blks	4 vs. Southern Cal, 11/15/14	
Stls	1, 6x, last vs. Sav. St., 12/14/14	
Assts	3, 4x, last vs. Charlotte, 12/4/14	
Min	36, 2x, last at Duke, 12/7/14	
FG	8 vs. Clemson, 11/20/14	
FT	2, 2x, vs. Charlotte, 12/4/14	



JATARIE WHITE

6-4 • Freshman • Forward
Charlotte, N.C. • Providence Day

- Has played in six games this season
- Has scored in double figures two times
- Sat out Charlotte game (Dec. 4) with foot irritation
- Netted 10 points in just 15 minutes against Wisconsin (Nov. 27)
- Scored double digits for first time her career with 11 points in 17 minutes against Clemson (Nov. 20)
- Made her collegiate debut against Southern Cal (Nov. 15), grabbing two rebounds in three minutes of action.

#40

Career Highlights

No. 7 recruit in 2014 class (espnW)
2014 High School All-America (WBCA, McDonald's)

	Season	Career	Miscellaneous
Double-Double	0	0	
10+ Points	2	2	
5+ Assists	0	0	
5+ Steals	0	0	
Tm-High Pts.	0	0	
Tm-High Assts.	0	0	

		Career Highs
Pts	11 vs. Clemson, 11/20/14	
Rebs	6 vs. San Diego State, 11/23/14	
Blks		
Stls	1, 3x, last vs. Wisconsin, 11/27/14	
Assts	2 vs. Wisconsin, 11/27/14	
Min	22 vs. San Diego State, 11/23/14	
FG	5 vs. Clemson, 11/20/14	
FT	2 vs. Wisconsin, 11/27/14	

2014-15 Game-by-Game

Opponent	Date	GS	MIN	FG-A	3FG-A	FT-A	Reb	A	TO	B	S	TP
Southern Cal	11/15		3	0-0	0-0	0-0	0-2-2	1	0	0	0	0
Clemson	11/20		17	5-12	0-0	1-1	3-2-5	0	0	0	1	11
San Diego St.	11/23		22	3-5	0-0	0-0	1-5-6	0	0	0	1	6
vs. Wisconsin	11/27		15	4-7	0-0	2-3	1-2-3	2	0	0	1	10
vs. Syracuse	11/28		8	0-2	0-0	0-0	0-0-0	0	0	0	0	0
NC Central	12/1		7	1-1	0-0	0-0	0-1-1	0	2	0	0	2
Charlotte	12/4						— DNP (Injury) —					
at Duke	12/7						— DNP (Injury) —					
vs. Savannah St.	12/14						— DNP (Injury) —					

Career Stats at South Carolina

Year	GP	GS	Min	Avg	FG	FGA	Pct	3FG	FGA	Pct	FT	FTA	Pct	Off	Def	Tot	Avg	PF	FO	A	TO	Blk	Stl	Pts	Avg
2014-15	6	0	72	12.0	13	27	.481	0	0	—	3	4	.750	5	12	17	2.8	7	0	3	2	0	3	29	4.8



A'JA WILSON

6-5 • Freshman • Guard
Hopkins, S.C. • Heathwood Hall

- Is only freshman on the Naismith Trophy Top 50 Watch List
- Has played in every game this season with one start (Southern Cal)
- Leads the team and is ninth in the SEC in scoring
- Ranks among the SEC's top 10 in field goal percentage (5th) and blocks (9th, 1.3)
- Has recorded one double-double – vs. Syracuse
- Has scored in double figures eight times with one 20-point game
- Has led the team in scoring five times – Clemson, vs. Wisconsin, NC Central, Charlotte, Savannah State
- Has been team's top rebounder three times – San Diego State, vs. Syracuse, NC Central
- Poured in career-high 23 points against Savannah State on best shooting night of the season (8-of-10 FGs)
- Earned SEC and USBWA National Freshman of the Week honors after leading Gamecocks to three wins (Dec. 1-7)
- Capped the team's comeback from four points down in the final 42 seconds at #9/8 Duke with a game-winning putback with two seconds left ... three of her four made field goals gave team the lead at different points of the second half
- Played good defense against Charlotte (Dec. 4) with career highs in blocks and steals while leading the team with 17 points
- Grabbed five of her eight rebounds against NC Central (Dec. 1) on the offensive end and scored 16 points in just 17 minutes on the floor thanks to 8-of-9 shooting from the free throw line
- Earned SEC Freshman of the Week (Nov. 24-30) and Junkanoo Jam Lucaya Division MVP honors after averaging 13.0 points and a team-high 8.0 rebounds over the two games at the event
- Recorded first career double-double against No. 22/22 Syracuse (Nov. 28), including critical play in final two minutes after Gamecocks had taken a narrow lead, recording a blocked shot, a putback and a steal
- Came off bench against Clemson (Nov. 20) to lead team with 18 points on 6-of-8 shooting and 6-of-7 free throws
- Drew the start in her collegiate debut against Southern Cal (Nov. 15)

2014-15 Game-by-Game

Opponent	Date	GS	MIN	FG-A	3FG-A	FT-A	Reb	A	TO	B	S	TP
Southern Cal	11/15	*	16	2-7	0-0	0-2	1-4-5	1	3	1	1	4
Clemson	11/20		20	6-8	0-0	6-7	2-3-5	0	2	1	0	18
San Diego St.	11/23		18	5-9	0-0	5-6	3-6-9	3	0	1	3	15
vs. Wisconsin	11/27		21	4-7	0-0	3-5	1-5-6	1	1	2	3	11
vs. Syracuse	11/28		26	5-13	0-0	5-9	4-6-10	0	1	1	2	15
NC Central	12/1		17	4-12	0-0	8-9	5-3-8	1	1	0	2	16
Charlotte	12/4		25	8-12	0-0	1-3	0-3-3	1	2	3	3	17
at Duke	12/7		26	4-8	0-0	2-5	2-3-5	0	3	1	1	10
vs. Savannah St.	12/14		21	8-10	0-0	7-10	2-4-6	1	1	2	1	23

Career Stats at South Carolina

Year	GP	GS	Min	Avg	FG	FGA	Pct	3FG	FGA	Pct	FT	FTA	Pct	Off	Def	Tot	Avg	PF	FO	A	TO	Blk	Stl	Pts	Avg
2014-15	9	1	190	21.1	46	86	.535	0	0	—	37	56	.661	20	37	57	6.3	16	0	8	14	12	16	129	14.3

#22

Career Highlights

2015 Naismith Trophy Top 50 Watch List
 Junkanoo Jam, Lucaya Division Tournament MVP
 USBWA National Freshman of the Week (Dec. 1-7)
 SEC Freshman of the Week (Nov. 24-30; Dec. 1-7)
 2014 National High School Player of the Year (WBCA, Naismith, Parade)
 No. 1 recruit in 2014 class (espnW)
 2014 McDonald's All-America
 2014 FIBA Americas U18 Championship MVP
 2014 FIBA Americas U18 Championship (gold)
 2013 FIBA U19 World Championship (gold)

	Season	Career
Double-Double	1	1
20+ Points	1	1
10+ Points	8	8
10+ Rebs	1	1
5+ Assists	0	0
5+ Steals	0	0
Tm-High Pts.	5	5
Tm-High Rebs.	3	3
Tm-High Assts.	0	0

Miscellaneous

Pts	23 vs. Savannah St., 12/14/14
Rebs	10 vs. Syracuse, 11/28/14
Blks	3 vs. Charlotte, 12/4/14
Stls	3, 3x, last vs. Charlotte, 12/4/14
Assts	3 vs. San Diego State, 11/23/14
Min	26, 2x, last at Duke, 12/7/14
FG	8, 2x, last vs. Sav. St., 12/14/14
FT	8 vs. NC Central, 12/1/14

Career Highs



Official Basketball Box Score - Game Totals - Final Statistics
Southern Cal vs #2 South Carolina
 11/15/14 7 p.m. at Columbia, S.C./Colonial Life Arena



Southern Cal 61 • 0-1

#	Player	Total		3-Ptr		Rebounds			PF	TP	A	TO	Blk	Stl	Min
		FG-FGA	FG-FGA	FT-FTA	Off	Def	Tot								
13	Horn, Kaneisha	f	4-9	1-1	2-2	1	1	2	4	11	0	1	0	4	20
21	Violetama, Alexyz	f	3-6	1-1	2-2	0	1	1	4	9	0	0	1	2	18
02	Adams, Jordan	g	3-10	0-2	0-0	0	4	4	1	6	1	2	0	1	34
10	Jaco, Courtney	g	1-6	1-3	0-0	0	0	0	0	3	2	2	0	1	27
23	Barrett, Brianna	g	1-7	0-0	5-8	2	3	5	3	7	2	2	0	1	22
05	Calvert, McKenzie	g	2-9	0-2	7-7	1	1	2	1	11	0	1	0	0	23
24	Edelman, Drew	g	5-5	0-0	0-0	3	2	5	3	10	0	3	0	0	16
32	Alofaituli, Kiki	g	0-2	0-0	0-0	0	1	1	3	0	1	0	0	0	15
35	Simon, Kristen	g	2-4	0-0	0-0	1	5	6	4	4	3	4	1	1	24
43	Okonkwo, Amy	g	0-5	0-1	0-0	4	0	4	0	0	0	0	0	0	1
	Team					3	1	4							
	Totals		21-63	3-10	16-20	15	19	34	23	61	9	15	2	10	200

FG % 1st Half: 9-37 24.3% 2nd half: 12-26 46.2% Game: 21-63 33.3% Deaddball
 3FG % 1st Half: 2-8 25.0% 2nd half: 1-2 50.0% Game: 3-10 30.0% Rebounds
 FT % 1st Half: 4-4 100.0 2nd half: 12-16 75.0% Game: 16-20 80.0%

#2 South Carolina 70 • 1-0

#	Player	Total		3-Ptr		Rebounds			PF	TP	A	TO	Blk	Stl	Min
		FG-FGA	FG-FGA	FT-FTA	Off	Def	Tot								
22	WILSON, A'ja	f	2-7	0-0	0-2	1	4	5	0	4	1	3	1	1	16
24	WELCH, Aleighsa	f	4-5	0-0	2-4	3	4	7	5	10	0	3	4	1	27
33	IBIAM, Elem	c	2-3	0-0	1-2	2	4	6	1	5	0	0	1	1	22
41	COATES, Alaina	c	6-8	0-0	6-6	4	9	13	1	18	0	1	2	0	30
25	MITCHELL, Tiffany	g	4-10	0-3	10-12	1	1	2	3	18	4	6	0	1	38
01	CUEVAS, Bianca	g	0-3	0-2	0-1	0	1	1	2	0	0	1	0	1	5
02	GAINES, Olivia	g	0-0	0-0	0-0	0	0	0	0	0	0	0	0	0	1
05	SESSIONS, Khadijah	g	2-5	2-3	0-0	1	1	2	2	6	2	1	1	1	19
23	ROY, Tina	g	3-6	3-5	0-0	0	2	2	3	9	6	2	1	3	25
31	DOZIER, Asia	g	0-3	0-2	0-0	0	0	0	0	0	1	2	0	0	14
40	WHITE, Jatarie	g	0-0	0-0	0-0	0	2	2	1	0	1	0	0	0	3
	Team					0	3	3							
	Totals		23-50	5-15	19-27	12	31	43	18	70	15	19	10	9	200

FG % 1st Half: 9-25 36.0% 2nd half: 14-25 56.0% Game: 23-50 46.0% Deaddball
 3FG % 1st Half: 1-5 20.0% 2nd half: 4-10 40.0% Game: 5-15 33.3% Rebounds
 FT % 1st Half: 8-13 61.5% 2nd half: 11-14 78.6% Game: 19-27 70.4%

Officials: Lisa Mattingly, Jesse Dickerson, Bruce Morris
 Technical fouls: Southern Cal-None. #2 South Carolina-None.
 Attendance: 10057

Score by periods	1st	2nd	Total
Southern Cal	24	37	61
#2 South Carolina	27	43	70

Points	In	Off	2nd	Fast	Bench
	Paint	T/O	Chance	Break	
USC	36	22	10	8	25
SC	32	16	14	4	15

Last FG - USC 2nd-02:14, SC 2nd-02:35.
 Largest lead - USC by 5 1st-17:02, SC by 13 2nd-02:35.

Score tied - 6 times.
 Lead changed - 7 times.



Official Basketball Box Score - Game Totals - Final Statistics
Clemson vs #2/3 South Carolina
 11/20/14 7 p.m. at Columbia, S.C./Colonial Life Arena



Clemson 41 • 2-1

#	Player	Total		3-Ptr		Rebounds			PF	TP	A	TO	Blk	Stl	Min
		FG-FGA	FG-FGA	FT-FTA	Off	Def	Tot								
24	Ivy Atkism	f	4-6	0-0	0-0	2	0	2	0	8	0	1	1	0	24
00	Shelbie Davenport	g	1-5	1-3	0-0	1	3	4	3	3	0	3	2	0	22
01	Tiffany Lewis	g	3-11	1-3	0-0	0	2	2	3	7	1	4	0	1	27
02	Chelsea Lindsay	g	0-4	0-3	0-0	1	0	1	2	0	0	3	0	1	26
25	Cha'Nelle Perry	g	4-6	0-1	1-2	1	3	4	1	9	3	0	2	0	25
13	Victoria Cardaci	g	1-1	1-1	0-0	0	0	0	0	3	1	0	0	0	5
12	Makayla Johnson	g	1-2	0-0	0-0	2	5	7	4	2	1	2	1	0	16
13	Daneasha Provo	g	0-9	0-5	1-2	2	0	2	0	1	1	0	0	0	21
14	Paige Mosley	g	2-4	0-0	0-0	0	1	1	4	4	0	0	1	1	12
21	Nikki Dixon	g	1-3	1-1	0-0	1	1	2	2	3	0	3	1	1	12
33	Alexis Carter	g	0-1	0-0	1-2	0	0	0	0	1	1	2	0	0	5
34	Justice Wright	g	0-1	0-0	0-0	0	0	0	0	0	0	0	0	0	5
	Team					1	2	3							
	Totals		17-53	4-17	3-6	11	17	28	19	41	8	18	8	4	200

FG % 1st Half: 9-25 36.0% 2nd half: 8-28 28.6% Game: 17-53 32.1% Deaddball
 3FG % 1st Half: 2-8 25.0% 2nd half: 2-9 22.2% Game: 4-17 23.5% Rebounds
 FT % 1st Half: 1-2 50.0% 2nd half: 2-4 50.0% Game: 3-6 50.0%

#2/3 South Carolina 99 • 2-0

#	Player	Total		3-Ptr		Rebounds			PF	TP	A	TO	Blk	Stl	Min
		FG-FGA	FG-FGA	FT-FTA	Off	Def	Tot								
24	WELCH, Aleighsa	f	8-11	0-0	1-3	2	1	3	1	17	3	0	1	1	24
33	IBIAM, Elem	c	1-2	0-0	1-1	0	3	3	1	3	0	2	2	0	18
41	COATES, Alaina	c	4-10	0-0	4-7	4	6	10	0	12	2	0	2	0	20
05	SESSIONS, Khadijah	g	2-3	1-1	2-3	1	5	6	0	7	4	0	0	1	18
25	MITCHELL, Tiffany	g	6-8	3-4	0-0	0	0	0	2	15	5	1	0	3	25
00	FARMER, India	g	0-0	0-0	0-0	1	0	1	0	0	0	0	0	0	4
01	CUEVAS, Bianca	g	4-10	2-6	0-0	1	2	3	0	10	2	0	0	2	17
02	GAINES, Olivia	g	0-4	0-0	0-0	3	2	5	1	0	2	2	0	1	10
03	DUCKETT, Kaydra	g	0-0	0-0	0-0	0	0	0	0	0	1	0	0	0	3
15	DAVIS, Tiffany	g	1-2	1-2	0-0	0	1	1	0	3	2	0	0	0	8
22	WILSON, A'ja	g	6-8	0-0	6-7	2	3	5	0	18	0	2	1	0	20
31	DOZIER, Asia	g	1-2	1-2	0-0	0	1	1	2	3	4	0	0	0	16
40	WHITE, Jatarie	g	5-12	0-0	1-1	3	2	5	0	11	0	0	0	1	17
	Team					6	1	7							
	Totals		38-72	8-15	15-22	23	27	50	7	99	25	7	6	9	200

FG % 1st Half: 18-35 51.4% 2nd half: 20-37 54.1% Game: 38-72 52.8% Deaddball
 3FG % 1st Half: 4-8 50.0% 2nd half: 4-7 57.1% Game: 8-15 53.3% Rebounds
 FT % 1st Half: 5-9 55.6% 2nd half: 10-13 76.9% Game: 15-22 68.2%

Officials: Beverly Roberts, Denise Brooks, Maj Forsberg
 Technical fouls: Clemson-None. #2/3 South Carolina-None.
 Attendance: 11012

Score by periods	1st	2nd	Total
Clemson	21	20	41
#2/3 South Carolina	45	54	99

Points	In	Off	2nd	Fast	Bench
	Paint	T/O	Chance	Break	
CU	16	9	7	2	14
SC	46	23	31	8	45

Last FG - CU 2nd-00:33, SC 2nd-01:02.
 Largest lead - CU by 4 1st-17:36, SC by 60 2nd-01:43.

Score tied - 1 time.
 Lead changed - 1 time.



Official Basketball Box Score - Game Totals - Final Statistics
San Diego State vs #2/3 South Carolina
 11/23/14 2 p.m. at Columbia, S.C./Colonial Life Arena



San Diego State 38 • 1-3

#	Player	Total		3-Ptr		Rebounds			PF	TP	A	TO	Blk	Stl	Min
		FG-FGA	FG-FGA	FT-FTA	Off	Def	Tot								
02	HUNTER, Kristina	f	0-6	0-0	0-0	1	3	4	1	0	0	3	1	1	25
05	CULBERSON, Chairese	f	1-5	1-3	0-0	2	4	6	2	3	1	2	0	0	23
25	AMARIKWA, Erimma	f	4-9	0-0	1-4	2	4	6	1	9	1	5	0	0	29
11	HARVEY, Ahjalee	g	1-5	1-3	0-0	0	0	0	4	3	1	3	3	1	22
21	JOHNSON, Chloe	g	1-2	0-0	0-0	0	1	1	4	2	0	3	0	1	13
00	SMITH, Deidra	g	2-4	0-0	0-0	2	3	5	2	4	0	3	1	1	14
11	FORT, McKynzie	g	1-7	1-1	1-2	1	1	2	2	4	4	7	0	1	27
22	THORNDERSON, Lexy	g	1-6	0-4	0-0	1	1	2	0	2	0	0	0	0	11
30	GREENHOUSE, Cheyen	g	1-3	1-1	2-2	0	2	2	0	5	1	1	0	0	24
44	BRANDON, Aleiah	g	2-2	2-2	0-0	0	0	0	3	6	1	2	0	0	12
	Team					2	3	5							
	Totals		14-49	6-14	4-8	11	22	33	19	38	8	29	2	7	200

FG % 1st Half: 5-19 26.3% 2nd half: 9-30 30.0% Game: 14-49 28.6% Deaddball
 3FG % 1st Half: 2-4 50.0% 2nd half: 4-10 40.0% Game: 6-14 42.9% Rebounds
 FT % 1st Half: 4-8 50.0% 2nd half: 0-0 0.0% Game: 4-8 50.0%

#2/3 South Carolina 89 • 3-0

#	Player	Total		3-Ptr		Rebounds			PF	TP	A	TO	Blk	Stl	Min
		FG-FGA	FG-FGA	FT-FTA	Off	Def	Tot								
24	WELCH, Aleighsa	f	3-6	0-0	0-0	3	0	3	0	6	3	0	0	0	17
33	IBIAM, Elem	c	1-3	0-0	2-2	1	1	2	2	4	0	0	0	1	14
02	GAINES, Olivia	g	0-2	0-0	0-0	1	1	2	2	0	1	2	0	2	16
05	SESSIONS, Khadijah	g	2-5	0-2	2-3	0	0	0	0	6	3	0	0	4	14
25	MITCHELL, Tiffany	g	6-8	6-6	2-2	0	2	2	0	20	3	2	0	1	18
00	FARMER, India	g													



Official Basketball Box Score - Game Totals - Final Statistics
#22/22 Syracuse vs #1/2 South Carolina
 11/28/14 8:00 PM at Freeport Grand Bahamas



#22/22 Syracuse 63 • 4-1

#	Player	Total		3-Ptr		Rebounds			PF	TP	A	TO	Blk	Stl	Min
		FG-FGA	FG-FGA	FT-FTA	Off	Def	Tot								
01	Alexis Peterson	* 4-10	1-4	0-0	3	3	6	3	9	9	3	0	1	40	
10	Isabella Slim	* 1-2	1-2	0-0	1	0	1	1	3	0	1	0	0	11	
11	Cornelia Fondren	* 5-7	1-2	1-1	3	3	6	4	12	1	0	0	0	25	
13	Brianna Butler	* 6-21	4-10	2-2	0	4	4	3	18	0	4	0	0	31	
50	Briana Day	* 3-7	0-0	7-11	7	10	17	3	13	1	2	1	1	37	
00	Diamond Henderson	3-8	0-3	0-0	0	0	0	3	6	0	2	0	1	30	
22	Taylor Ford	0-3	0-2	2-4	1	7	8	2	2	4	1	0	0	23	
44	Amber Witherspoon	0-0	0-0	0-0	0	1	1	2	0	0	1	0	0	3	
Team					4	3	7			2					
Totals		22-58	7-23	12-18	19	31	50	21	63	15	16	1	3	200	

FG % 1st Half: 14-30 46.7% 2nd half: 8-28 28.6% Game: 22-58 37.9%
 3FG % 1st Half: 4-12 33.3% 2nd half: 3-11 27.3% Game: 7-23 30.4%
 FT % 1st Half: 3-5 60.0% 2nd half: 9-13 69.2% Game: 12-18 66.7%

#1/2 South Carolina 67 • 5-0

#	Player	Total		3-Ptr		Rebounds			PF	TP	A	TO	Blk	Stl	Min
		FG-FGA	FG-FGA	FT-FTA	Off	Def	Tot								
24	WELCH, Aleighsa	f 5-9	0-0	1-2	2	3	5	2	11	3	1	1	0	36	
33	IBIAM, Elem	f 0-4	0-0	0-0	2	1	3	4	0	2	2	1	0	15	
41	COATES, Alaina	f 0-0	0-0	0-0	0	1	1	2	0	0	0	0	0	13	
05	SESSIONS, Khadijah	g 2-8	1-5	0-1	0	1	1	1	5	3	0	1	1	22	
25	MITCHELL, Tiffany	g 6-13	3-8	6-8	4	4	8	2	21	3	1	0	1	40-	
01	CUEVAS, Bianca	0-4	0-3	0-0	0	0	0	3	0	0	0	0	0	9	
02	GAINES, Olivia	0-0	0-0	0-0	0	0	0	0	0	0	0	0	0	2	
22	WILSON, A'ja	5-13	0-0	5-9	4	6	10	3	15	0	1	1	2	26	
23	ROY, Tina	4-10	4-9	0-0	2	0	2	1	12	5	0	0	0	22	
31	DOZIER, Asia	1-1	1-1	0-0	0	0	0	0	3	1	0	0	0	7	
40	WHITE, Jatarie	0-2	0-0	0-0	0	0	0	1	0	0	0	0	0	8	
Team					2	3	5								
Totals		23-64	9-26	12-20	16	19	35	19	67	17	5	4	4	200	

FG % 1st Half: 11-32 34.4% 2nd half: 12-32 37.5% Game: 23-64 35.9%
 3FG % 1st Half: 4-13 30.8% 2nd half: 5-13 38.5% Game: 9-26 34.6%
 FT % 1st Half: 5-8 62.5% 2nd half: 7-12 58.3% Game: 12-20 60.0%

Officials: Kathy Lynch, Andy Bills, D'Lynn Schertz
 Technical fouls: #22/22 Syracuse-None. #1/2 South Carolina-None.
 Attendance: 342

Score by periods	1st	2nd	Total
#22/22 Syracuse	35	28	63
#1/2 South Carolina	31	36	67

Last FG - SU 2nd-06:43, SC 2nd-00:51.
 Largest lead - SU by 12 1st-08:41, SC by 7 1st-16:52.

Points	In	Off	2nd	Fast	Bench
SU	16	6	17	0	8
SC	20	11	13	0	30

Score tied - 4 times.
 Lead changed - 8 times.



Official Basketball Box Score - Game Totals - Final Statistics
NC Central vs #1/2 South Carolina
 12/01/14 7 p.m. at Columbia, S.C./Colonial Life Arena



NC Central 26 • 2-4

#	Player	Total		3-Ptr		Rebounds			PF	TP	A	TO	Blk	Stl	Min
		FG-FGA	FG-FGA	FT-FTA	Off	Def	Tot								
25	DIXON, Tisha	f 1-6	0-0	1-4	0	0	0	3	3	1	1	1	1	20	
15	DAVIS, Racquel	c 2-3	0-0	2-4	2	2	4	5	6	0	3	0	1	18	
13	WILLIAMS, Rachel	g 0-1	0-0	0-0	0	0	0	2	0	0	2	0	0	19	
23	JONES, Morgan	g 3-8	1-3	0-0	0	3	3	3	7	0	6	0	0	28	
24	CONERLY, Khryra	g 1-5	0-0	0-0	0	1	1	4	2	0	5	0	2	13	
03	HYNES, Alexus	0-2	0-1	0-0	0	1	1	0	0	0	4	0	0	21	
04	ASKEW, Kristin	1-4	1-2	0-0	1	0	1	0	3	0	1	0	0	13	
10	WHALEY-BRIGGS, M.	0-0	0-0	0-0	0	3	3	0	0	0	2	0	0	8	
21	WORKS, Nikki	2-12	0-4	1-2	1	2	3	3	5	0	2	0	0	33	
32	ATKINSON, Imani	0-3	0-0	0-0	0	0	0	0	0	0	1	0	1	8	
33	CLEMENT, Tia	0-0	0-0	0-0	0	0	0	0	0	1	0	0	0	4	
35	MORTON, Kierona	0-1	0-0	0-0	0	4	4	1	0	0	0	0	2	15	
Team					2	1	3			1					
Totals		10-45	2-10	4-10	6	17	23	22	26	2	28	1	7	200	

FG % 1st Half: 6-22 27.3% 2nd half: 4-23 17.4% Game: 10-45 22.2%
 3FG % 1st Half: 2-5 40.0% 2nd half: 0-5 0.0% Game: 2-10 20.0%
 FT % 1st Half: 2-6 33.3% 2nd half: 2-4 50.0% Game: 4-10 40.0%

#1/2 South Carolina 90 • 7-0

#	Player	Total		3-Ptr		Rebounds			PF	TP	A	TO	Blk	Stl	Min
		FG-FGA	FG-FGA	FT-FTA	Off	Def	Tot								
24	WELCH, Aleighsa	f 5-7	0-0	1-1	1	3	4	2	11	2	2	1	1	24	
33	IBIAM, Elem	f 4-5	0-0	2-5	1	3	4	1	10	0	0	3	0	20	
41	COATES, Alaina	c 4-7	0-0	1-2	0	5	5	2	9	1	1	2	0	21	
05	SESSIONS, Khadijah	g 2-2	0-0	0-0	1	3	4	1	4	8	1	0	4	19	
25	MITCHELL, Tiffany	g 6-8	1-3	1-2	0	3	3	0	14	4	1	0	7	24	
00	FARMER, India	0-0	0-0	0-0	1	1	2	0	0	0	0	0	0	2	
01	CUEVAS, Bianca	1-4	1-4	1-2	0	1	1	1	4	5	1	2	3	20	
02	GAINES, Olivia	2-3	0-0	0-0	0	1	1	0	4	0	1	0	0	7	
03	DUCKETT, Kaydra	1-1	0-0	0-0	0	1	1	0	2	0	1	0	1	4	
15	DAVIS, Tiffany	0-1	0-1	0-0	0	1	1	0	0	1	0	0	0	6	
22	WILSON, A'ja	4-12	0-0	8-9	5	3	8	2	16	1	1	0	2	17	
23	ROY, Tina	0-1	0-1	0-0	0	2	2	0	0	3	1	0	1	13	
31	DOZIER, Asia	5-6	3-4	1-1	0	0	0	0	14	1	1	0	2	16	
40	WHITE, Jatarie	1-1	0-0	0-0	0	1	1	2	2	0	2	0	0	7	
Team					1	2	3								
Totals		35-58	5-13	15-22	10	30	40	11	90	26	13	8	21	200	

FG % 1st Half: 14-22 63.6% 2nd half: 21-36 58.3% Game: 35-58 60.3%
 3FG % 1st Half: 1-3 33.3% 2nd half: 4-10 40.0% Game: 5-13 38.5%
 FT % 1st Half: 10-16 62.5% 2nd half: 5-6 83.3% Game: 15-22 68.2%

Officials: Sue Blauch, Jesse Dickerson, Eric Brewton
 Technical fouls: NC Central-None. #1/2 South Carolina-None.
 Attendance: 8823

Score by periods	1st	2nd	Total
NC Central	16	10	26
#1/2 South Carolina	39	51	90

Last FG - NCCU 2nd-04:15, SC 2nd-00:36.
 Largest lead - NCCU None, SC by 64 2nd-00:36.

Points	In	Off	2nd	Fast	Bench
NCCU	12	7	3	0	8
SC	58	31	3	34	42

Score tied - 0 times.
 Lead changed - 0 times.



Official Basketball Box Score - Game Totals - Final Statistics
Charlotte vs #1/2 South Carolina
 12/04/14 8 p.m. at Columbia, S.C./Colonial Life Arena



Charlotte 61 • 1-6

#	Player	Total		3-Ptr		Rebounds			PF	TP	A	TO	Blk	Stl	Min
		FG-FGA	FG-FGA	FT-FTA	Off	Def	Tot								
50	RANKIN, Olivia	f 4-5	0-0	0-0	1	1	2	5	8	0	1	0	1	15	
03	HOLMES, Ayanna	g 2-6	0-0	4-4	0	2	2	4	8	8	5	0	2	34	
20	GORDON, Kira	g 3-9	0-1	1-3	1	3	4	3	7	1	1	1	2	33	
21	WEBSTER, Lefty	g 7-13	0-0	3-4	1	0	1	4	17	2	5	0	2	32	
22	SIGMON, Hillary	g 4-5	3-3	2-2	2	0	2	3	13	0	6	0	0	26	
00	RANSOM, Amaya	0-2	0-0	0-0	0	0	0	0	0	2	0	0	1	5	
01	GREGORY, Ciara	0-5	0-3	0-0	3	0	3	1	0	1	0	1	0	16	
11	DEMPSEY, Griffin	0-1	0-0	0-0	0	0	0	1	0	1	0	0	0	9	
23	OLLEY, Kenya	4-7	0-1	0-0	0	1	1	1	8	0	0	1	1	25	
33	BROWN, Tanisha	0-0	0-0	0-0	0	1	1	1	0	1	0	0	0	5	
Team					4	0	4								
Totals		24-53	3-8	10-13	12	8	20	23	61	16	18	3	9	200	

FG % 1st Half: 10-27 37.0% 2nd half: 14-26 53.8% Game: 24-53 45.3%
 3FG % 1st Half: 1-5 20.0% 2nd half: 2-3 66.7% Game: 3-8 37.5%
 FT % 1st Half: 7-9 77.8% 2nd half: 3-4 75.0% Game: 10-13 76.9%



Official Basketball Box Score -- Game Totals -- Final Statistics
Savannah State vs #1/1 South Carolina
 12/14/14 12 p.m. at Columbia, S.C. / Colonial Life Arena



Savannah State 49 • 4-3

#	Player	Total			Rebounds			PF	TP	A	TO	Blk	Stl	Min	
		FG-FGA	3-Ptr	FT-FTA	Off	Def	Tot								
44	DAVIS,Tiyonda	c	2-3	0-0	0-0	2	2	4	5	4	1	3	0	1	17
01	DORSEY,Bria	g	3-7	0-0	0-1	1	1	2	2	6	2	5	0	0	26
02	HENDRIX,Kenyata	g	2-7	1-5	2-2	0	1	1	0	7	0	1	0	2	29
04	NORMAN,Jasmine	g	4-8	0-0	1-2	0	0	0	5	9	1	2	0	1	19
23	KALU,Ezinne	g	8-16	0-3	2-4	0	2	2	4	18	2	1	0	1	37
05	FIELDS,Lauryn		0-2	0-1	0-0	0	0	0	0	0	0	1	0	0	8
10	NIXON,Kilah		0-0	0-0	0-0	0	0	0	0	0	0	0	0	0	5
12	YOUNG,Jada		1-4	0-0	0-0	0	2	2	3	2	0	2	1	1	10
13	THOMAS,Jazmin		0-0	0-0	0-0	0	0	0	1	0	1	1	0	0	3
14	RICHARDSON,Tanease		1-3	0-0	0-0	0	2	2	4	2	0	0	0	0	11
15	BUIE,Shanikwa		0-3	0-1	1-2	1	3	4	3	1	0	0	0	1	10
24	BROWN,Deyja		0-5	0-4	0-0	0	0	0	3	0	1	2	0	1	13
25	BUSH,Destini		0-1	0-0	0-0	1	2	3	1	0	0	1	1	0	12
Team						1	0	1			1				
Totals			21-59	1-14	6-11	6	15	21	31	49	8	20	2	8	200

FG % 1st Half: 10-28 35.7% 2nd half: 11-31 35.5% Game: 21-59 35.6% Deadball Rebounds 0
 3FG % 1st Half: 1-7 14.3% 2nd half: 0-7 0.0% Game: 1-14 7.1%
 FT % 1st Half: 1-2 50.0% 2nd half: 5-9 55.6% Game: 6-11 54.5%

#1/1 South Carolina 111 • 9-0

#	Player	Total			Rebounds			PF	TP	A	TO	Blk	Stl	Min	
		FG-FGA	3-Ptr	FT-FTA	Off	Def	Tot								
24	WELCH, Aleighsa	f	5-7	0-0	1-4	4	4	8	1	11	0	3	0	1	20
31	DOZIER, Asia	f	0-2	0-1	0-0	0	0	0	0	0	2	0	0	0	15
33	IBIAM, Elem	c	7-9	0-0	7-8	2	2	4	0	21	0	0	1	0	18
05	SESSIONS, Khadijah	g	1-5	0-1	2-3	2	0	2	0	4	4	1	0	4	16
25	MITCHELL, Tiffany	g	6-7	1-1	2-2	0	2	2	2	15	2	0	1	1	21
00	FARMER, India		0-2	0-2	1-2	1	1	2	0	1	0	0	0	0	4
01	CUEVAS, Bianca		4-7	0-1	1-1	0	1	1	3	9	0	3	0	4	18
02	GAINES, Olivia		0-3	0-0	2-2	2	2	4	1	2	1	0	0	0	15
03	DUCKETT, Kaydra		0-3	0-0	2-2	2	2	4	1	2	1	0	1	0	7
15	DAVIS, Tiffany		0-0	0-0	3-4	0	1	1	1	3	1	0	0	0	10
22	WILSON, A'ja		8-10	0-0	7-10	2	4	6	2	23	1	1	2	1	21
23	ROY, Tina		0-2	0-2	0-0	0	7	7	1	0	10	2	0	0	18
41	COATES, Alaina		7-8	0-0	6-9	3	7	10	0	20	1	2	1	0	17
Team						2	3	5							
Totals			38-65	1-8	34-47	20	36	56	12	111	23	12	6	11	200

FG % 1st Half: 22-31 71.0% 2nd half: 16-34 47.1% Game: 38-65 58.5% Deadball Rebounds 5,1
 3FG % 1st Half: 1-3 33.3% 2nd half: 0-5 0.0% Game: 1-8 12.5%
 FT % 1st Half: 15-23 65.2% 2nd half: 19-24 79.2% Game: 34-47 72.3%

Officials: Bob Trammell, Jennifer Rezac, Angelica Suffren
 Technical fouls: Savannah State-None. #1/1 South Carolina-None.
 Attendance: 9605

Score by periods	1st	2nd	Total
Savannah State	22	27	49
#1/1 South Carolina	60	51	111

	In	Off	2nd	Fast	Bench
Points	Paint	T/O	Chance	Break	
SSU	26	12	3	6	5
SC	70	34	24	18	60

Last FG - SSU 2nd-00:34, SC 2nd-03:04.
 Largest lead - SSU by 2 1st-19:24, SC by 64 2nd-00:52.

Score tied - 2 times.
 Lead changed - 3 times.



2014-15 South Carolina Basketball
South Carolina Game-by-Game Highs (as of Dec 14, 2014)
All games



Opponent	Date	Score	Points	Rebounds	Assists	Steals	Blocked shots
SOUTHERN CAL	11/15/14	70-61	18-MITCHELL, Tiffany COATES, Alaina	13-COATES, Alaina	6-ROY, Tina	3-ROY, Tina	4-WELCH, Aleighsa
CLEMSON	11/20/14	99-41	18-WILSON, A'ja	10-COATES, Alaina	5-MITCHELL, Tiffany	3-MITCHELL, Tiffany	2-COATES, Alaina IBIAM, Elem
SAN DIEGO STATE	11/23/14	89-38	20-MITCHELL, Tiffany	9-WILSON, A'ja	5-CUEVAS, Bianca	4-SESSIONS, Khadij CUEVAS, Bianca	1-WILSON, A'ja
vs Wisconsin	11/27/14	67-44	11-WILSON, A'ja	9-COATES, Alaina	4-DOZIER, Asia	3-WILSON, A'ja	2-WELCH, Aleighsa IBIAM, Elem WILSON, A'ja
vs #22/22 Syracuse	11/28/14	67-63	21-MITCHELL, Tiffany	10-WILSON, A'ja	5-ROY, Tina	2-WILSON, A'ja	1-SESSIONS, Khadij IBIAM, Elem WELCH, Aleighsa WILSON, A'ja
NC CENTRAL	12/01/14	90-26	16-WILSON, A'ja	8-WILSON, A'ja	8-SESSIONS, Khadij	7-MITCHELL, Tiffany	3-IBIAM, Elem
CHARLOTTE	12/04/14	82-61	17-WILSON, A'ja	13-COATES, Alaina	4-SESSIONS, Khadij	3-WILSON, A'ja	3-WILSON, A'ja
at #9/8 Duke	12/07/14	51-50	11-DOZIER, Asia	10-COATES, Alaina	4-MITCHELL, Tiffany	3-SESSIONS, Khadij	2-WELCH, Aleighsa
SAVANNAH STATE	12/14/14	111-49	23-WILSON, A'ja	10-COATES, Alaina	10-ROY, Tina	4-SESSIONS, Khadij CUEVAS, Bianca	2-WILSON, A'ja



2014-15 South Carolina Basketball
South Carolina Points-Rebounds-Assists (as of Dec 14, 2014)
All games



Opponent	Date	Score	FARMER,J	IND	CUEVAS,B	BIA	GAINES,O	LI	DUCKETT,K	KA	SESSIONS,K	DAVIS,T	WILSON,A	J	ROY,T	TINA	WELCH,A	LEI	MITCHELL,T	DOZERAS	I	BIAM,LE	E	M
USC	11/15/14	70-61 w	DNP		0-1-0		0-0-0		DNP		6-2-2	DNP	4-5-1		9-2-6		10-7-0		18-2-4		0-0-1		5-6-0	
CU	11/20/14	99-41 w	0-1-0		10-3-2		0-5-2		0-0-1		7-6-4	3-1-2	18-5-0		DNP		17-3-3		15-0-5		3-1-4		3-3-0	
SDSU	11/23/14	89-38 w	1-0-0		11-3-5		0-2-1		DNP		6-0-3	0-2-1	15-9-3		5-3-2		6-3-3		20-2-3		5-0-4		4-2-0	
vs WIS	11/27/14	67-44 w	0-0-0		2-1-1		0-1-3		0-0-0		2-4-2	2-0-0	11-6-1		7-4-2		4-3-2		7-3-3		7-0-4		8-7-0	
vs SU	11/28/14	67-63 w	DNP		0-0-0		0-0-0		DNP		5-1-3	DNP	15-10-0		12-2-5		11-5-3		21-8-3		3-0-1		0-3-2	
NCCU	12/01/14	90-26 w	0-2-0		4-1-5		4-1-0		2-1-0		4-4-8	0-1-1	16-8-1		0-2-3		11-4-2		14-3-4		14-0-1		10-4-0	
CHA	12/04/14	82-61 w	0-0-0		0-1-1		0-0-0		0-0-0		6-2-4	DNP	17-3-1		9-1-3		10-9-3		9-1-2		0-0-3		16-3-1	
at DUKE	12/07/14	51-50 w	DNP		0-0-0		0-0-0		DNP		0-2-2	DNP	10-5-0		0-1-0		8-8-1		7-3-4		11-0-0		8-5-1	
SSU	12/14/14	111-49 w	1-2-0		9-1-0		2-4-1		2-4-1		4-2-4	3-1-1	23-6-1		0-7-10		11-8-0		15-2-2		0-0-2		21-4-0	

Opponent	Date	Score	WHITE,J	A	COATES,A	ALA
USC	11/15/14	70-61 w	0-2-1		18-13-0	
CU	11/20/14	99-41 w	11-5-0		12-10-2	
SDSU	11/23/14	89-38 w	6-6-0		10-5-0	
vs WIS	11/27/14	67-44 w	10-3-2		7-9-0	
vs SU	11/28/14	67-63 w	0-0-0		0-1-0	
NCCU	12/01/14	90-26 w	2-1-0		9-5-1	
CHA	12/04/14	82-61 w	DNP		15-13-3	
at DUKE	12/07/14	51-50 w	DNP		7-10-0	
SSU	12/14/14	111-49 w	DNP		20-10-1	



2014-15 South Carolina Basketball
South Carolina Team Game-by-Game Comparison (as of Dec 14, 2014)
All games



Opponent	1st	2nd	Score	Mar	Total FG	FG Pct	3-Pointers	3FG Pct	Free Throws	FT Pct	Rebounds	Assist	T/Over	Block	Steal	Fouls
SOUTHERN CAL	27/24	43/37	70-61	+9	23-50/21-63	.460/.333	5-15/3-10	.333/.300	19-27/16-20	.704/.800	43/34	15/9	19/15	10/2	9/10	18/23
CLEMSON	45/21	54/20	99-41	+58	38-72/17-53	.528/.321	8-15/4-17	.533/.235	15-22/3-6	.682/.500	50/28	25/8	7/18	6/8	9/4	7/19
SAN DIEGO STATE	51/16	38/22	89-38	+51	33-65/14-49	.508/.286	9-19/6-14	.474/.429	14-20/4-8	.700/.500	40/33	25/8	10/29	1/2	18/7	7/19
Wisconsin	31/18	36/26	67-44	+23	28-64/13-46	.438/.283	3-12/4-11	.250/.364	8-14/14-22	.571/.636	41/34	20/10	10/19	7/1	12/1	16/16
#22/22 Syracuse	31/35	36/28	67-63	+4	23-64/22-58	.359/.379	9-26/7-23	.346/.304	12-20/12-18	.600/.667	35/50	17/15	5/16	4/1	4/3	19/21
NC CENTRAL	39/16	51/10	90-26	+64	35-58/10-45	.603/.222	5-13/2-10	.385/.200	15-22/4-10	.682/.400	40/23	26/2	13/28	8/1	21/7	11/22
CHARLOTTE	46/28	36/33	82-61	+21	30-54/24-53	.556/.453	4-13/3-8	.308/.375	18-26/10-13	.692/.769	37/20	21/16	15/18	7/3	7/9	14/23
#9/8 Duke	17/21	34/29	51-50	+1	20-53/18-57	.377/.316	3-12/4-19	.250/.211	8-16/10-13	.500/.769	36/44	8/8	18/22	5/8	12/8	15/16
SAVANNAH STATE	60/22	51/27	111-49	+62	38-65/21-59	.569/.356	1-8/1-14	.125/.071	34-47/6-11	.723/.545	56/21	23/8	12/20	6/2	11/8	12/31

Note: Game totals are displayed in the format TEAM/OPPONENT for each category



2014-15 South Carolina Basketball
South Carolina Combined Team Statistics (as of Dec 14, 2014)
All games



RECORD:	OVERALL	HOME	AWAY	NEUTRAL
ALL GAMES	9-0	6-0	1-0	2-0
CONFERENCE	0-0	0-0	0-0	0-0
NON-CONFERENCE	9-0	6-0	1-0	2-0

#	Player	gp-gs	min	avg	Total			3-Point		F-Throw		Rebounds				pf	dq	a	to	blk	stl	pts	avg
					fg-fga	fg%	3fg-fga	3fg%	ft-fta	ft%	off	def	tot	avg									
22	WILSON, A'ja	9-1	190	21.1	46-86	.535	0-0	.000	37-56	.661	20	37	57	6.3	16	0	8	14	12	16	129	14.3	
25	MITCHELL, Tiffany	9-9	251	27.9	41-77	.532	17-35	.486	27-33	.818	6	18	24	2.7	13	0	30	19	1	18	126	14.0	
41	COATES, Alaina	9-5	181	20.1	35-61	.574	0-0	.000	28-44	.636	25	51	76	8.4	7	0	7	7	11	2	98	10.9	
24	WELCH, Aleighsa	9-9	226	25.1	40-69	.580	0-0	.000	8-16	.500	26	24	50	5.6	14	1	17	13	13	6	88	9.8	
33	IBIAM, Elem	9-9	161	17.9	30-46	.652	0-0	.000	15-22	.682	15	22	37	4.1	17	0	4	9	11	3	75	8.3	
23	ROY, Tina	8-0	139	17.4	15-38	.395	12-30	.400	0-0	.000	2	20	22	2.8	7	0	31	9	1	5	42	5.3	
40	WHITE, Jatarie	6-0	72	12.0	13-27	.481	0-0	.000	3-4	.750	5	12	17	2.8	7	0	3	2	0	3	29	4.8	
31	DOZIER, Asia	9-3	139	15.4	16-33	.485	9-22	.409	2-4	.500	0	1	1	0.1	3	0	20	8	0	5	43	4.8	
05	SESSIONS, Khadijah	9-8	195	21.7	13-40	.325	4-17	.235	10-16	.625	7	16	23	2.6	10	0	32	7	2	22	40	4.4	
01	CUEVAS, Bianca	9-0	109	12.1	14-41	.341	4-21	.190	4-6	.667	2	9	11	1.2	13	0	14	9	2	15	36	4.0	
15	DAVIS, Tiffany	5-0	38	7.6	2-8	.250	1-6	.167	3-5	.600	2	3	5	1.0	3	0	5	3	0	0	8	1.6	
03	DUCKETT, Kaydra	5-0	17	3.4	1-4	.250	0-0	.000	2-2	1.000	2	3	5	1.0	1	0	2	1	1	1	4	0.8	
02	GAINES, Olivia	9-1	65	7.2	2-13	.154	0-0	.000	2-2	1.000	6	7	13	1.4	7	0	7	5	0	7	6	0.7	
00	FARMER, India	6-0	17	2.8	0-2	.000	0-2	.000	2-4	.500	3	2	5	0.8	0	0	0	1	0	0	2	0.3	
Team											17	15	32		1		2						
Total.....		9	1800		268-545	.492	47-133	.353	143-214	.668	138	240	378	42.0	119	1	180	109	54	103	726	80.7	
Opponents.....		9	1800		160-483	.331	34-126	.270	79-121	.653	104	183	287	31.9	190	4	84	185	28	57	433	48.1	

TEAM STATISTICS	SC	OPP	Date	Opponent	Score	Att.
SCORING	726	433	11/15/14	SOUTHERN CAL	w 70-61	10057
Points per game	80.7	48.1	11/20/14	CLEMSON	w 99-41	11012
Scoring margin	+32.6	-	11/23/14	SAN DIEGO STATE	w 89-38	10301
FIELD GOALS-ATT	268-545	160-483	@ 11/27/14	vs Wisconsin	w 67-44	167
Field goal pct	.492	.331	@ 11/28/14	vs #22/22 Syracuse	w 67-63	342
3 POINT FG-ATT	47-133	34-126	12/01/14	NC CENTRAL	w 90-26	8823
3-point FG pct	.353	.270	12/04/14	CHARLOTTE	w 82-61	9629
3-pt FG made per game	5.2	3.8	12/07/14	at #9/8 Duke	w 51-50	6004
FREE THROWS-ATT	143-214	79-121	12/14/14	SAVANNAH STATE	w 111-49	9605
Free throw pct	.668	.653				
F-Throws made per game	15.9	8.8				
REBOUNDS	378	287				
Rebounds per game	42.0	31.9				
Rebounding margin	+10.1	-				
ASSISTS	180	84				
Assists per game	20.0	9.3				
TURNOVERS	109	185				
Turnovers per game	12.1	20.6				
Turnover margin	+8.4	-				
Assist/turnover ratio	1.7	0.5				
STEALS	103	57				
Steals per game	11.4	6.3				
BLOCKS	54	28				
Blocks per game	6.0	3.1				
ATTENDANCE	59427	6513				
Home games-Avg/Game	6-9904	1-6004				
Neutral site-Avg/Game	-	2-254				

* = SEC game
 @ = Junkanoo Jam (Freeport, Bahamas)

Score by Periods	1st	2nd	Totals
South Carolina	347	379	726
Opponents	201	232	433