



2014-15 GAME NOTES

SOUTH CAROLINA WOMEN'S BASKETBALL

Assoc. Media Relations Dir.: Diana Koval | Office: 803.777.7977 | Cell: 314.369.6050 | Email: dkoval@mailbox.sc.edu
 Website: www.GamecocksOnline.com | Twitter: @GamecockWBB | Instagram: @GamecockWBB

Game Information

Date: Sunday, March 1, 2015 | 5 p.m.
 Site: Lexington, Ky.
 Arena: Memorial Coliseum (8,000)

Broadcast: ESPN2 (Tiffany Greene, ppx; Gail Goestenkors, analyst)
 Radio: 107.5 The Game (Brad Muller)
 Live Stats: GamecocksOnline.com

South Carolina Gamecocks 27-1, 15-0 SEC



Kentucky Wildcats 20-8, 9-6 SEC

Ranking: 2/2 (AP/Coaches)
 Head Coach: Dawn Staley
 Record at SC: 148-72 (7th)
 Career Rec.: 320-152 (15th)

Series History: UK leads 32-22
 In Lexington: UK leads 19-6
 In Columbia: SC leads 16-9
 Neutral Site: UK leads 4-0
 Current Streak: SC won 3 of last 4

Ranking: 13/15
 Coach: Matthew Mitchell
 Rec. at UK: 190-79 (8th)
 Career Rec.: 220-108 (10th)

Top Scorer: Mitchell (15.0 ppg)
 Top Reb.: Coates (8.2 rpg)

Top Scorer: Epps (14.3 ppg)
 Top Reb.: Harper (7.1 rpg)

2014-15 Schedule

Nov. 2	Coker (Exh.) (SECN+)	W, 100-25
Nov. 15	Southern California (SECN+)	W, 70-61
Nov. 20	Clemson (SECN)	W, 99-41
Nov. 23	San Diego State (SECN+)	W, 89-38
<i>Junkanoo Jam (Lucaya Division) • Freeport, Bahamas</i>		
Nov. 27	vs. Wisconsin	W, 67-44
Nov. 28	vs. #22/22 Syracuse	W, 67-63
Dec. 1	NC Central (SECN+)	W, 90-26
Dec. 4	Charlotte (SECN)	W, 82-61
Dec. 7	at #9/8 Duke (ESPN2)	W, 51-50
Dec. 14	Savannah State (SECN+)	W, 111-49
Dec. 17	at Hampton	W, 69-49
<i>Subway Classic • Minneapolis, Minn.</i>		
Dec. 20	vs. Central Michigan	W, 80-45
Dec. 21	vs. Liberty	W, 84-44
Jan. 2	Auburn* (SECN)	W, 77-58
Jan. 4	at LSU* (ESPN2)	W, 75-51
Jan. 8	at Alabama* (SECN+)	W, 102-59
Jan. 11	#10/11 Kentucky* (ESPN2)	W, 68-60
Jan. 15	at Missouri* (SECN)	W, 60-49
Jan. 19	at Florida* (SECN)	W, 77-42
Jan. 26	#12/10 Texas A&M* (ESPN2)	W, 79-61
Jan. 29	Alabama* (SECN+)	W, 85-54
Feb. 1	at Ole Miss* (ESPNU)	W, 77-59
Feb. 5	at #22/21 Georgia* (SECN)	W, 58-35
Feb. 9	at #2/2 Connecticut (ESPN2)	L, 62-87
Feb. 12	LSU* (FSN)	W, 86-62
Feb. 15	Vanderbilt* (ESPNU)	W, 89-59
Feb. 19	at Arkansas* (SECN)	W, 73-56
Feb. 23	#6/6 Tennessee* (ESPN2)	W, 71-66
Feb. 26	#11/13 Mississippi State* (FSN)	W, 69-50
Mar. 1	at #13/15 Kentucky* (ESPN2)	5 p.m.
<i>SEC Tournament • North Little Rock, Ark.</i>		
Mar. 4	First Round (SECN)	TBA
Mar. 5	Second Round (SECN)	TBA
Mar. 6	Quarterfinals (SECN)	TBA
Mar. 7	Semifinals (ESPNU)	TBA
Mar. 8	Final (ESPN)	TBA

* indicates SEC game
 All Times Listed as Eastern and are subject to change

one.

Prior to each season, head coach Dawn Staley chooses a theme for her team to play under. This season's is "one."

With expectations surrounding this season, Staley believed it was important for her team to focus on the collective instead of any individual, knowing that to thrive in pressure situations, each student-athlete may have to sacrifice a piece of herself to become one team.















South Carolina Notables

- South Carolina is in its 41st season of women's basketball. It is the program's 24th season in the SEC and the seventh under head coach Dawn Staley. The back-to-back SEC champion has won at least 25 games in each of the last four seasons and played in the last three NCAA Tournaments, including two trips to the Sweet 16 (2012, 2014). The Gamecocks have spent 26 straight weeks ranked in the AP top 10, highlighted by 12 weeks at No. 1 this season.
- The Gamecocks have proven they can win games in a variety of ways – high or low scoring, inside or outside – because of a consistent defensive effort that wears down opponents. In 11 games this season, South Carolina's opponent has shot a lower field goal percentage in the second half than the first, including five SEC outings.
- South Carolina has been a regular at the free throw line this season as the Gamecocks are so often attacking the rim in scoring and rebounding. On the other side of the ball, head coach Dawn Staley's disciplined approach has kept opponents off the free throw line. The Gamecocks have made 418 free throws this season (14.9 per game) compared to just 254 (9.1) by their opponents, despite shooting roughly the same percentage.
- Senior forward Aleighsa Welch has spent the last two seasons nurturing the confidence of the Gamecocks' young talent by sacrificing her own stats for the team victory, but she has also stamped her authority on the biggest games of the year. In 17 games against ranked opponents over the last two seasons, Welch averaged 13.5 points, 9.2 rebounds and 1.6 blocked shots. In the rest of her games, she averaged 10.9 points, 6.3 rebounds and 1.1 blocks.
- Welch has been steadily climbing the program's career rebounding charts and is now three offensive boards away from tying the school career record of 427 (Marsha Williams, 1990-93). With 896 total rebounds, she is four shy of becoming just the fourth Gamecock ever to record 1,000 career points and 900 career boards.
- Junior Tiffany Mitchell is one of two players to rank among the SEC's top 15 in points (1st, 15.0 ppg), assists (14th, 2.8 apg) and steals (7th, 2.0). Her versatility and ability to deliver in the clutch are what made and have kept her on national player of the year watch lists deep into each of the last two seasons.
- Freshman A'ja Wilson has been on a tear since the Gamecocks' first loss of the season at UConn. The top player in the 2014 signing class has scored 81 points in just 91 minutes of play in the last five games, averaging 16.2 points. Her scoring efficiency on the season (382 points in 567 minutes) pro rates to 26.9 points per 40 minutes of action.
- Junior point guard Khadijah Sessions has been a star on both sides of the ball for the Gamecocks lately. Always a steady defender who sets the tone for the team, she has been making a splash offensively, especially in the last six games, during which she has averaged 7.0 points on 50.0 percent shooting, including 53.8 percent from 3-point range. Sessions has handed out 3.5 assists and swiped 2.2 steals per game during the stretch as well. She once again leads the SEC in assist-to-turnover ratio (2.3), ranking 22nd in the nation in the category.

Tale of the Tape

Overall	Kentucky			Overall	South Carolina		
	SEC Rank	SEC Only	SEC Rank		SEC Rank	SEC Only	SEC Rank
20-8		9-6		27-1		15-0	
12-2		5-2		14-0		8-0	
6-5		4-5		9-1		7-0	
2-1				4-0			
75.2	2nd	71.5	2nd	77.4	1st	76.4	1st
69.1	14th	68.8	14th	52.8	1st	54.7	1st
.396	10th	.387	7th	.483	1st	.483	1st
.406	12th	.396	7th	.351	2nd	.353	1st
.281	10th	.293	6th	.358	1st	.351	1st
.302	12th	.300	12th	.274	5th	.264	2nd
.662	8th	.691	4th	.676	6th	.700	3rd
17.3		15.2		14.9		16.0	
41.6	4th	40.5	2nd	42.4	1st	42.0	1st
+0.0	13th	-3.3	12th	+11.0	1st	+10.6	1st
11.0	13th	10.3	13th	16.9	1st	14.9	1st
+5.4	2nd	+4.6	1st	+3.2	4th	+0.7	7th
9.8	7th	9.2	3rd	9.3	9th	8.3	7th
4.4	T-3rd	4.3	T-3rd	6.0	1st	6.3	1st

2014-15 South Carolina Media Roster

0		<p>India Farmer 6-0 • So. • Forward • N. Myrtle Beach, S.C.</p> <p>PPG 0.3 RPG 0.5 APG 0.0 FG% .000 FT% .667</p>	<p>LAST GAME: 1 min at Ole Miss NOTABLE: Seen action in 13 games this season ... great team player ... works hard with good attitude ... played in 18 games last season, including seven SEC and four postseason.</p>	<p>Career Highs Pts: 3, 2x, vs. Alabama, 1/19/14 Reb: 3 vs. NC Central, 12/2/13 Ast: — Stl: 1 at Florida, 1/19/15</p>
1		<p>Bianca Cuevas 5-6 • Fr. • Guard • Bronx, N.Y. <i>kway-VAAS</i></p> <p>PPG 5.8 RPG 1.5 APG 1.7 FG% .367 FT% .780</p>	<p>LAST GAME: 2 pts, 1 reb, 1 stl vs. Miss. State NOTABLE: Cat-quick, crafty guard now with better grasp of point guard position ... 10+ points 7 times ... 6.9 ppg in SEC, 4.5 ppg in non-SEC ... McDonald's All-America.</p>	<p>Career Highs Pts: 21 at Ole Miss, 2/1/15 Reb: 4, 3x, at Georgia, 2/5/15 Ast: 5, 4x, vs. Vanderbilt, 2/15/15 Stl: 4, 2x, vs. Sav. St., 12/14/14</p>
2		<p>Olivia Gaines 5-7 • Sr. • Guard • Chester, S.C.</p> <p>PPG 1.3 RPG 1.1 APG 0.8 FG% .368 FT% .750</p>	<p>LAST GAME: 9 pts, 3 rebs, 1 stl vs. Miss. State NOTABLE: Key defensive stopper ... played in all but two games, averaging 9.8 min in SEC play, up from 7.8 in non-SEC ... drew Senior Day start, scored career-high 9 points.</p>	<p>Career Highs Pts: 9 vs. Mississippi St., 2/26/15 Reb: 5, 2x, vs. Clemson, 11/20/14 Ast: 5 vs. Chas. Sthrn., 11/8/13 Min: 23 vs. Alabama, 1/19/14</p>
3		<p>Kaydra Duckett 5-8 • Fr. • Guard • Columbia, S.C. <i>KAY-druh DUCK-it</i></p> <p>PPG 0.3 RPG 0.6 APG 0.1 FG% .091 FT% .500</p>	<p>LAST GAME: 1 reb in 3 min vs. Vandy NOTABLE: Has played in 16 games, including eight SEC ... 1st career points vs. NCCU ... rated 3A South Carolina player of the year ... won two state titles (2012, 2014).</p>	<p>Career Highs Pts: 2, 2x, vs. Sav. St., 12/14/14 Reb: 4 vs. Savannah St., 12/14/14 Ast: 1, 2x, vs. Sav. St., 12/14/14 Stl: 1, 3x, at UConn, 2/9/15</p>
5		<p>Khadijah Sessions 5-8 • Jr. • Guard • Myrtle Beach, S.C. <i>kub-DEE-zhub SESH-uns</i></p> <p>PPG 4.6 RPG 2.6 APG 3.1 FG% .400 FT% .512</p>	<p>LAST GAME: 5 pts, 4 assts, 2 stls vs. Miss. State NOTABLE: Setting great defensive tone ... 1st in SEC in A:TO (2.3), 7th in steals (2.0), 6th in assists ... 11 games of 4+ assists, including last three ... averaging 7.0 points over last 6 games.</p>	<p>Career Highs Pts: 19 vs. Auburn, 2/3/13 Reb: 6 vs. Clemson, 11/20/14 Ast: 8 vs. NC Central, 12/1/14 Stl: 4, 9x, at Arkansas, 2/19/15</p>
15		<p>Tiffany Davis 5-7 • So. • Guard • Houston, Texas</p> <p>PPG 1.4 RPG 1.1 APG 0.5 FG% .385 FT% .667</p>	<p>LAST GAME: 2 pts, 2 rebs, 4 min vs. Texas A&M NOTABLE: Played in 14 games ... doing "her job" well off the bench, per Staley ... continues to learn how to run offense efficiently ... missed last two games with ankle injury.</p>	<p>Career Highs Pts: 11 vs. Ole Miss, 1/30/14 Reb: 6 at Arkansas, 1/2/14 Ast: 3, 4x, vs. SC State, 12/22/13 Stl: 5 vs. Elon, 11/9/12</p>
22		<p>A'ja Wilson 6-5 • Fr. • Guard/Forward • Hopkins, S.C. <i>A-zhub</i></p> <p>PPG 13.6 RPG 6.6 BPG 1.5 FG% .521 FT% .665</p>	<p>LAST GM: 13 pts, 7 rebs, 2 blks vs. Miss. State NOTABLE: Scored 10+ 23 times, 4 double-doubles ... 11th in SEC in pts., 13th in rebs. — only fr. in both top 20 ... only fr. on Naismith (30) and Wooden (20) Watch Lists.</p>	<p>Career Highs Pts: 26 vs. LSU, 2/12/15 Reb: 13 at LSU, 1/4/15 Ast: 3, 3x, vs. Alabama, 1/29/15 Stl: 3, 4x, vs. C. Mich., 12/20/14</p>
23		<p>Tina Roy 5-11 • Junior • Guard • Kaplan, La.</p> <p>PPG 4.3 RPG 1.8 APG 2.3 FG% .408 FT% .500</p>	<p>LAST GAME: 1 ast in 4 min vs. Miss. State NOTABLE: Team-high 42.5 percent from 3 in SEC play ... made huge contributions to wins over LSU, Vanderbilt and at Arkansas, shooting 8-of-14 (.571) from 3-pt range in those games.</p>	<p>Career Highs Pts: 15 vs. Presbyterian, 11/27/11 Reb: 8 at Miss. State, 2/6/14 Ast: 10 vs. Sav. State, 12/14/14 Stl: 3 vs. Southern Cal, 11/15/14</p>
24		<p>Aleighsa Welch 6-0 • Sr. • Forward • Goose Creek, S.C. <i>uh-LEE-sub</i></p> <p>PPG 9.0 RPG 6.5 BPG 1.1 FG% .567 FT% .393</p>	<p>LAST GM: 4 pts, 6 rebs, 1 blk vs. Miss. State NOTABLE: 13 games with 10+ pts ... 9 games of 3+ assists (1.9 apg) ... SEC top-15 in rebs, 9th in offensive ... averaging 10.3 pts and 9.5 rebs vs ranked opponents (8 gms) ... 3-time captain.</p>	<p>Career Highs Pts: 23 vs. UNC, 12/18/13 Reb: 17 vs. CoFC, 11/14/13 Ast: 5, 2x, last vs. LSU, 2/12/15 Blk: 5, 2x, at Kentucky, 2/20/14</p>
25		<p>Tiffany Mitchell 5-9 • Jr. • Guard • Charlotte, N.C.</p> <p>PPG 15.0 RPG 3.0 APG 2.8 FG% .519 FT% .835</p>	<p>LAST GAME: 16 pts, 4 rebs, 3 stls vs. Miss. St. NOTABLE: SEC top 5 in pts, FG% and FT% ... 10+ pts 24 times, 4 20+ gms ... avg. 3.0 steals last 4 gms ... Wade and Staley Watch Lists, Wooden Top 20, Naismith Top 30 ... Academic All-District.</p>	<p>Career Highs Pts: 25 vs. Georgia, 2/27/14 Reb: 11, 5x, at Arkansas, 1/2/14 Ast: 9 at SDSU, 11/23/13 Stl: 7 vs. NC Central, 12/1/14</p>
31		<p>Asia Dozier 6-0 • Jr. • Guard/Forward • Columbia, S.C. <i>DOE-zbur</i></p> <p>PPG 4.1 RPG 1.0 APG 1.8 FG% .394 FT% .667</p>	<p>LAST GM: 4 pts, 1 reb, 1 stl vs. Miss. State NOTABLE: 10+ points three times ... handed out 4 assists five times ... sealed win over Tennessee with FTs in final :07 ... hit key 3s in wins over Tennessee, Kentucky, at Missouri ... team captain.</p>	<p>Career Highs Pts: 16, 2x, at SDSU, 11/23/13 Reb: 10 vs. Elon, 11/9/12 Ast: 6, 2x, vs. Georgia, 3/7/14 Stl: 2, 7x, at Alabama, 1/8/15</p>
33		<p>Elem Ibiam 6-4 • Sr. • Center • Fayetteville, Ga. <i>ELL-um IB-ee-um</i></p> <p>PPG 6.9 RPG 4.1 BPG 0.9 FG% .577 FT% .750</p>	<p>LAST GAME: 6 pts, 1 reb, 2 stls vs. Miss. State NOTABLE: 2nd in career blocks (156), 21 shy of record ... 13th in SEC in blocks ... 10+ pts in 8 games, 1 20-pt game ... very efficient in first half against Tennessee (6-of-7) ... team captain.</p>	<p>Career Highs Pts: 21 vs. Sav. St., 12/14/14 Reb: 12, 2x, vs. CMU, 12/20/14 Blk: 7 at Miss. State, 2/6/14 Min: 34 at Texas A&M, 1/16/14</p>
40		<p>Jatarie White 6-4 • Fr. • Forward • Charlotte, N.C. <i>juh-TAR-ee</i></p> <p>PPG 2.9 RPG 2.7 BPG 0.2 FG% .386 FT% .583</p>	<p>LAST GAME: 7 min vs. Miss. State NOTABLE: Missed 12 games due to illness (3) and foot injury (9) ... returned w/ great outing at Georgia ... brings great energy, different look to post play ... WBCA, McDonald's All-America.</p>	<p>Career Highs Pts: 11 vs. Clemson, 11/20/14 Reb: 7 at Georgia, 2/5/15 Blk: 2 at Georgia, 2/5/15 Stl: 1, 3x, vs. Vanderbilt, 2/15/15</p>
41		<p>Alaina Coates 6-4 • So. • Center • Irmo, S.C. <i>uh-LAY-nuh COATS</i></p> <p>PPG 10.8 RPG 8.2 BPG 1.6 FG% .541 FT% .707</p>	<p>LAST GM: 10 pts, 7 rebs, 2 stls vs. Miss. State NOTABLE: 21st in SEC in pts, 3rd in rebs and blocks ... 2nd in SEC with 11 doubles-doubles ... 10+ pts 17 times, 2 20-pt gms ... 10+ rebs 13 times, 5 with 13+ ... great 2nd half vs. Tennessee.</p>	<p>Career Highs Pts: 24, 2x, vs. Ole Miss, 1/30/14 Reb: 17 vs. Kentucky, 1/9/14 Blk: 5, 3x, vs. Alabama, 1/29/15 Min: 30 vs. Sthrn. Cal, 11/15/14</p>

Starter

Reserve

Quick Facts

The University

Location: Columbia, S.C.
Founded: 1801
Enrollment: 31,964
Colors: Garnet (PMS 202C) and Black
Nickname: Gamecocks
Conference: Southeastern
President: Dr. Harris Pastides
Athletics Director: Ray Tanner
Facility: Colonial Life Arena (18,000)

Coaching Staff

Head Coach: Dawn Staley
Alma Mater: Virginia, 1992
Overall Record: 320-152 (14th season)
School Record: 148-72 (6th season)
Assoc. Head Coach (Alma Mater):
 Lisa Boyer (Ithaca, 1979)
Assistant Coaches (Alma Mater):
 Nikki McCray-Penson (Tennessee, 1995)
 Darius Taylor (Michigan, 2000)

Team Information

2013-14 Record: 29-5
 Home: 16-0 Away: 10-2 Neutral: 3-3
SEC Record (Finish): 14-2 (1st)
 Home: 8-0 Away: 6-2
Letterwinners Returning/Lost: 10/2
Starters Returning/Lost: 5/0

Program History

First Year of Women's Basketball: 1974-75
All-Time Record: 728-501 (41st season)
All-Time SEC Record: 131-199 (23rd season)
NCAA Appearances (Last): 11 (2014)
NCAA Tournament Record: 13-11
Last NCAA Result: L, 58-65, North Carolina, Palo Alto, Calif, 3/30/14, Sweet 16
WNIT Appearances (Last): 4 (2011)
WNIT Record: 3-4

Media Relations

Women's Basketball Contact: Diana Koval
Office: 803.777.7977
Cell: 314.369.6050
Email: dkoval@mailbox.sc.edu
Press Row Phone: 803.777.6182
Athletics Department on the Web
Website: GamecocksOnline.com
Twitter: @GamecocksOnline
Instagram: @GamecocksOnline
Facebook: Facebook.com/GamecocksOnline
YouTube: YouTube.com/GamecocksOnline
Women's Basketball on Twitter
Team: @GamecockWBB
Head Coach: @DawnStaley

A South Carolina Win Would...

- Give the Gamecocks their second-straight outright SEC regular-season title.
- Mark the second 16-0 perfect season in the SEC, matching the 2011 Tennessee team for tops in league history.
- Be the Gamecocks' second straight over UK in Lexington, marking just the second time in series history that happened (2/20/02 and 2/2/03).
- Complete the Gamecocks second regular-season sweep of Kentucky in as many seasons.

By the Numbers

- 0 SEC games in which the Gamecocks have been out-rebounded
- 1 Made 3-pointer by the Gamecocks in each of the last two games
- 1 Game this season in which South Carolina has attempted fewer than 10 free throws (vs. Central Michigan, Dec. 20)
- 2 Consecutive SEC regular-season titles (outright or shared) by the Gamecocks in as many seasons
- 2 Players who rank among the SEC's top 15 in points, assists and steals, including junior Tiffany Mitchell
- 3 Offensive rebounds needed by senior Aleighsa Welch to tie the school career record with 427
- 4.0 Assists per game by junior Khadijah Sessions over the last five games, during which she has also scored 6.6 points
- 5.8 Free throws made per game more by the Gamecocks than their opponents (14.9-9.1)
- 9.5 Rebounds per game by senior Aleighsa Welch in the seven games against ranked teams this season
- 11 Home games this season in which the Gamecocks have drawn over 10,000 fans
- 11 Double-doubles by Alaina Coates this season, including five in league play
- 13 Games in which the Gamecocks have shot at least 50.0 percent from the field, including seven SEC contests
- 15 Games in which the Gamecocks have out-rebounded their opponent by 10 or more, including eight in SEC play
- 15 Games in which South Carolina's bench has tied or out-scored its starters, including 10 SEC contests
- 15.5 Second-chance points per game scored by South Carolina, compared to 8.5 for its opponents
- 16 Games, out of season's 28, in which junior Tiffany Mitchell has shot at least 50.0 percent
- 17.3 Points per game more in the paint scored by the Gamecocks than their opponents (39.9-22.6)
- 21 Career double-doubles each by senior Aleighsa Welch and sophomore Alaina Coates, who are tied for ninth in program history
- 31 Times this season a Gamecock has played 30 or more minutes in a game, compared to 71 times last season
- 76.4 Percent free throw shooting by the Gamecocks over the last four games, after entering the stretch hitting just 65.8 percent
- 81 Points scored by freshman A'ja Wilson in her last 91 minutes on the court (five games)

Kentucky Series History

The Wildcats lead the overall series 32-24 with an 8-6 advantage during South Carolina's Dawn Staley era. The Gamecocks hold a 4-2 edge over the last three seasons, including the 68-60 win earlier this year (Jan. 11).

South Carolina and Kentucky squared off three times last season with the Gamecocks winning both regular-season contests and the Wildcats winning in the SEC Tournament semifinals.

The Gamecocks are 6-19 against the Wildcats in Lexington, but claimed the most recent meeting 81-58 behind a dominant game from Aleighsa Welch, who posted 21 points, 10 rebounds and five highlight-reel blocked shots.

Gamecocks in the Rankings

(Thru games of 2/26)

Team	SEC	NCAA	Actual
Scoring Offense	1	15	77.4
Scoring Defense	1	9	52.8
Scoring Margin	1	3	+24.6
Field Goal Percentage	1	4	.483
Field Goal %age Def.	2	14	.351
3-Point FG %age	1	32	.358
3-Point FG %age Def.	5	17	.274
3-Point FG Made/Gm.	4	187	4.9
Free Throw Percentage	6	202	.676
Rebounding Offense	1	—	42.4
Rebounding Defense	2	—	31.4
Rebounding Margin	1	8	+11.0
Assists	1	18	16.9
Steals	9	74	9.3
Turnover Margin	4	52	+3.2
Turnovers	—	65	14.4
Assist-to-Turnover Ratio	1	24	1.2
Blocked Shots	1	9	6.0
Home Attendance Avg.	1	1	12,540

Alaina Coates	SEC	NCAA	Actual
Scoring	T-21	—	10.8
Rebounding	3	112	8.2
FT Percentage	11	—	.707
Blocks	3	106	1.6
Off. Rebounds	10	—	2.9
Double-Doubles	T-2	42	11

Elem Ibiam	SEC	NCAA	Actual
Blocks	13	—	1.0

Tiffany Mitchell	SEC	NCAA	Actual
Scoring	1	173	15.0
FG Percentage	2	36	.519
FT Percentage	4	52	.835
3-Pt FG Made	7	—	1.7
Assists	T-14	—	2.8
Steals	T-7	133	2.0

Khadijah Sessions	SEC	NCAA	Actual
Assists	T-6	—	3.1
Steals	T-7	133	2.0
Assist-to-TO Ratio	1	22	2.3

Aleighsa Welch	SEC	NCAA	Actual
Rebounding	14	—	6.5
Blocks	7	203	1.1
Off. Rebounds	9	—	2.9

A'ja Wilson	SEC	NCAA	Actual
Scoring	11	—	13.6
Rebounding	12	—	6.6
Blocks	4	109	1.5

Current Gamecock Streaks

	Total	Home	Road	Neut.
Overall	W5	W32	W1	W4
SEC	W15	W18	W7	—
Non-Conference	L1	W16	L1	W4
Ranked Teams	W2	W5	L1	W1

2014-15 Double-Doubles

Alaina Coates (11)

11/15	Southern Cal	18 pts/13 rebs
11/20	Clemson	12 pts/10 rebs
12/4	Charlotte	15 pts/13 rebs
12/14	Savannah State	20 pts/10 rebs
12/17	at Hampton	12 pts/13 rebs
12/20	vs. Central Michigan	16 pts/10 rebs
1/2	Auburn	11 pts/14 rebs
1/26	Texas A&M	12 pts/11 rebs
1/29	Alabama	14 pts/10 rebs
2/1	at Ole Miss	10 pts/10 rebs
2/19	at Arkansas	14 pts/11 rebs

Elem Ibiam (1)

12/20	vs. Central Michigan	10 pts/12 rebs
-------	----------------------	----------------

Aleighsa Welch (2)

2/9	at Connecticut	17 pts/11 rebs
2/23	Tennessee	19 pts/14 rebs

A'ja Wilson (4)

11/28	vs. Syracuse	15 pts/10 rebs
12/21	vs. Liberty	17 pts/10 rebs
1/2	Auburn	12 pts/10 rebs
1/4	at LSU	21 pts/13 rebs

South Carolina's results vs. Kentucky since the arrival of Staley:

Date	W/L	Score	Site	Rank (SC/UK)
2/5/09	L	47-61	A	-/-
3/1/09	L	53-70	H	-/-
1/14/10	W	79-71	H	-/-
2/21/10	L	50-71	A	-/16
1/13/11	L	48-66	A	-/19
2/10/11	W	66-61	H	-/15
1/15/12	L	58-66	H	24/9
2/23/12	L	50-53	A	-/13
1/24/13	W	55-50	H	18/5
2/14/13	L	74-78	A	16/9
1/9/14	W	68-59	H	10/9
2/20/14	W	81-58	A	4/15
3/8/14	L	58-68	N	5/12
1/11/15	W	68-60	H	1/10

Ranked Readings

South Carolina is facing its ninth ranked opponent of the season – third in the last three games – with a 7-1 record against such foes, including a 3-1 mark at on the road. The Gamecocks are 72-217 all-time against ranked teams with a 22-40 record in the Dawn Staley era. Under Staley, South Carolina is 9-16 against ranked opponents at Colonial Life Arena, 9-13 on the road and 4-11 at neutral sites.

Road Warriors

The Gamecocks are 9-1 on the road this season, including seven SEC wins in enemy territory.

Overall, South Carolina is 212-241 (.468) in

road games, including a 45-32 (.584) record during the Dawn Staley era. After a difficult start as the Gamecocks' mentor, Staley has guided her team to two of the program's top five road records in program history, including last season's school-record winning percentage of .833 (10-2). Her 2012-13 team posted a 7-3 (.700) record on the road for the fourth-best in program history.

Poll Prominence

South Carolina is No. 2 in both polls this week, after a 12-week run as the No. 1 team in the Associated Press Poll. It was the third-longest stretch at the top by an team in the last five seasons (beginning 2010-11). Only four teams have held the top spot in the AP poll during that time – Baylor (39 weeks), Connecticut (35 weeks) and Stanford (6 weeks).

In the last 10 seasons (beginning 2005-06), eight teams have occupied the AP Poll's No. 1 position. South Carolina's 12 weeks in the spot is the fifth-most among that group – UConn (85), Baylor (39), Tennessee (16) and Duke (14).

The AP's No. 1 ranking on Nov. 24 was a South Carolina program first, besting the No. 2 spot the Gamecocks held for five times in their history – Nov. 17, 2014; Preseason 2014-15; Jan. 2, 1982; Dec. 27, 1981; and Dec. 20, 1981.

SEC Stories

Head coach Dawn Staley has steadily lifted the Gamecocks' national profile by building the Gamecocks into a consistent SEC contender with back-to-back regular-season titles, shirking decades of difficulty in the nation's best women's basketball conference.

In her seventh season at the helm, Staley boasts a 67-42 (.615) SEC regular-season record and has finished outside the league's top five just twice – an unprecedented achievement for a program that had finished INSIDE the top five only two times in the previous 17 seasons. Staley's 67 wins include now four seasons of double-digit league victories – 10-6 in 2012, 11-5 in 2013, an SEC-best 14-2 in 2014 and this season's current 15-0 mark.

Staley's SEC regular-season record includes a 38-18 (.679) mark at home and a 29-24 (.547) slate on the road.

SEC Title Talk

In 2013-14, South Carolina became the seventh program to win the SEC regular-season title, and the Gamecocks joined even more elite company by repeating this season. Just four teams have done so, and South Carolina shares the honor with Tennessee (multiple times), Georgia (1996, 1997) and LSU (2005, 2006).

Conference Climbing

The Gamecocks' 28 games include 15 in SEC play and 13 non-conference outings, and seven of South Carolina's nine primary contributors have shown marked improvement in at least one statistic

2014-15 Awards

Alaina Coates

Naismith Trophy Top 50 Watch List
No. 25 Player in the Nation (espnW)
Preseason All-SEC (Coaches)

Elem Ibiam

SEC Community Service Team

Tiffany Mitchell

Academic All-District 4
Wooden Late-Season Top 20
Naismith Trophy Midseason 30
Wade and Dawn Staley Award Watch Lists
Preseason All-America (AP, Sports Illustrated, ESPN)
No. 4 Player in the Nation (espnW)
Preseason SEC Player of the Year (Coaches, Media)
Preseason All-SEC (Coaches, Media)
Junkanoo Jam, Lucaya Division All-Tournament
Subway All-Classic Team

Aleighsa Welch

Naismith Trophy Midseason 30
Wade Watch List
Wooden Award Preseason Top 30
No. 7 Player in the Nation (espnW)
Preseason All-America Second Team (ESPN)
Preseason All-SEC (Coaches, Media)

A'ja Wilson

Wooden Award Late-Season Top 20
Naismith Trophy Midseason 30
Junkanoo Jam, Lucaya Division MVP
USBWA National Freshman of the Week
(Dec. 1-7)
5-time SEC Freshman of the Week (Nov. 24-30; Dec. 1-7; Dec. 29-Jan. 4; Jan. 26-Feb. 1; Feb. 9-15)
Subway All-Classic Team

from non-conference to SEC action.

Two Gamecocks have improved their scoring averages by at least one point per game – Bianca Cuevas (4.5 to 6.9 ppg) and Khadijah Sessions (4.0 to 5.1 ppg). Those two, along with Tina Roy, have improved field goal percentages to thank for the increase with Cuevas going from 35.9 percent to 37.2, Sessions rising from 31.6 percent to 48.3 and Roy improving from 35.3 percent to 46.2. The latter two made significant leaps from outside the 3-point line – Sessions (23.1 to 36.0%) and Roy (36.1 to 45.2%).

Aleighsa Welch has lifted her rebounding averages from 5.6 to 7.2 rpg). A'ja Wilson and Alaina Coates are blocking more shots per game – 1.3 to 1.7 bpg for Wilson and 1.4 to 1.6 for Coates. Tiffany Mitchell rounds out the group, lifting her steals per game from 1.9 to 2.1 in SEC action.

Gamecocks in 2014-15 National Polls

Poll	Pre	11/17	11/24	12/1	12/8	12/15	12/22	12/29	1/5	1/12	1/19	1/26	2/2	2/9	2/16	2/23	3/2	3/9	3/17	Final
Associated Press	2	2	1	1	1	1	1	1	1	1	1	1	1	1	2	2				
Coaches	2	3	2	2	1	1	1	1	1	1	1	1	1	2	2	2				

Crunch Time

South Carolina has won all six of its games this season when the margin is under 10 points in the last five minutes, and the Gamecocks have done so with their primary strengths – Tiffany Mitchell, rebounding and defense.

In those six games – Southern Cal, vs. #22/22 Syracuse, at #9/8 Duke, #10/11 Kentucky, at Missouri and vs. #6/6 Tennessee – Staley trusts in Mitchell's competitive spirit, giving her the ball in late-game situations. The junior has answered the bell, averaging 3.4 points per final five minutes of those games – nearly double the next Gamecock on the list. Behind her fearless attacking of the rim, a majority of her points have come at the free throw line, where she has hit 14-of-17 (.824) attempts during those close-game situations.

In a show of determination, the Gamecocks have also dominated the glass at crunch time, out-rebounding their opponents 6.6 to 4.8 per final five minutes, with Alaina Coates, A'ja Wilson and Aleighsa Welch grabbing the bulk of the boards.

South Carolina's defense has held those opponents to just 27.0 percent shooting and 9.1 percent from outside the arc in that time span.

Win Any Way

As the Gamecocks' baseball coach a few years ago, South Carolina athletics director Ray Tanner frequently used the phrase "Win Anyway." Women's basketball has put its own twist on the quote. The Gamecocks have lost just one game this season, but the end has not always come by the same means.

Dawn Staley's team has won with both a high-flying offense – posting records of 4-0 when scoring 90+ points, 7-0 when scoring 80-89 points – and a more methodical one, 7-0 when scoring 70-79 points, 8-1 with scoring fewer than 70.

The Gamecocks have won both inside – 12-0 when shooting less than 33.3 percent from 3-point range, 11-1 when at least half of points come in the paint – and outside – 15-1 when shooting 33.3 percent or better from 3-point range, 16-0 when less than half of points come in the paint.

South Carolina has seen its top scorer come from both the starting lineup (12-1) and the bench (13-0) – with two games in which a starter and reserve tied for the team high (win vs. Auburn – Welch, Wilson; win vs. Vanderbilt – Mitchell, Wilson).

Controlled Caroms

The Gamecocks have also built their success on the glass – an aspect of the game that head coach Dawn Staley preaches as a measure of effort as much as talent. South Carolina ranks eighth in the nation in rebounding margin, out-boarding its opponents by 11.0 per game. The Gamecocks have out-paced their opponent by double-digit rebounds 14 times this season, including eight SEC outings. The rebounding margin has been at least 20 four times – Clemson (+22), Savannah State (+35), at Hampton (+27) and Vanderbilt (+20). Only two teams – #22/22 Syracuse (Nov. 28) and #9/8 Duke (Dec. 7) – have out-rebounded South Carolina this season.

Bench Marks

While every competitor wants to be a starter, the Gamecocks have shown that the bench can be just as productive a position. The South Carolina bench has tied or out-scored its starting teammates 15 times this season, including 10 SEC contests, and has out-scored the entire opposing team five times – Clemson (Nov. 20), San Diego State (Nov. 23), NC Central (Dec. 1) and Florida (Jan. 19). In all, the bench has accounted for 48.0 percent of the Gamecocks' points this season, including 49.7

percent of the offense in SEC games.

Of the 102 double-figure games turned in this season, 50 of them have come from the bench – A'ja Wilson (23), Alaina Coates (15), Bianca Cuevas (7), Tina Roy (2), Jatarie White (2) and Asia Dozier (1).

Diehard Defenders

While the offense has fluctuated in source and volume, the one standard for the Gamecocks – both this season and throughout head coach Dawn Staley's career – has been their defense. South Carolina is ninth in the nation in scoring defense, allowing 52.8 points per game with just two opponents scoring more than 63 points (87 by UConn, Feb. 9; 66 by Tennessee, Feb. 23). In fact, South Carolina has held an opponent to 50 or fewer points 13 times in 28 games this season.

In SEC play, South Carolina yields a league-best 54.7 points per game and has limited some of the conference's highest scoring teams well beneath their averages. Kentucky (2nd in the SEC in scoring) scored 72.3 points per game in their 14 games against other SEC teams but netted just 60 against the Gamecocks. The league's fourth-best



Around the SEC

	SEC Games			Overall		
	W	L	Pct.	W	L	Pct.
South Carolina	15	0	1.000	27	1	.964
Tennessee	14	1	.933	24	4	.857
Mississippi St.	10	5	.667	25	5	.833
Texas A&M	10	5	.667	22	7	.758
LSU	9	6	.600	15	12	.556
Kentucky	9	6	.600	20	8	.714
Ole Miss	7	8	.467	17	11	.607
Arkansas	6	9	.400	16	11	.592
Missouri	6	9	.400	16	12	.571
Florida	5	10	.333	13	15	.464
Georgia	5	10	.333	17	11	.607
Vanderbilt	5	10	.333	14	14	.500
Alabama	2	13	.133	13	17	.433
Auburn	2	13	.133	11	17	.392

Coming Up

March 1

#12 Texas A&M at LSU, 2 p.m. (ESPNU)
 Ole Miss at #11/13 Miss. State, 2 p.m. (FSN)
 Arkansas at Missouri, 3 p.m. (SECN+)
 Alabama at Auburn, 3 p.m. (SECN+)
 Georgia at Florida, 3 p.m. (SECN)
 Vanderbilt at #6 Tennessee, 5 p.m. (SECN)

Recent Results

February 26

Florida def. Alabama, 53-49
 Ole Miss def. LSU, 58-57
 #13/15 Kentucky def. Arkansas, 56-51
 Missouri def. #12 Texas A&M, 70-69
 Auburn def. Vanderbilt, 79-58
 #6/6 Tennessee def. Georgia, 70-59

*Rankings are listed as AP/ESPN Poll
 All Times Eastern; TV Network in ()*

AP Top 25

(Week of Feb. 23)

1. Connecticut	26-1
2. South Carolina	25-1
3. Baylor	26-1
4. Notre Dame	25-2
5. Maryland	24-2
6. Tennessee	23-3
7. Oregon State	25-2
8. Louisville	23-3
9. Florida State	25-3
10. Arizona State	24-4
11. Mississippi State	25-4
12. Texas A&M	22-6
13. Kentucky	19-7
14. Princeton	25-0
15. North Carolina	22-6
16. Duke	19-8
17. Iowa	21-6
18. Chattanooga	24-3
19. Stanford	20-8
20. Rutgers	20-7
21. Florida Gulf Coast	25-2
22. George Washington	24-3
23. Syracuse	20-8
24. Cal	21-7
25. Northwestern	21-6

USA Today Coaches Top 25

(Week of Feb. 23)

1. Connecticut	27-1
2. South Carolina	26-1
3. Baylor	26-1
4. Notre Dame	26-2
5. Maryland	25-2
6. Tennessee	23-4
7. Oregon State	25-2
8. Florida State	25-3
9. Louisville	23-4
10. Arizona State	24-4
11. North Carolina	22-6
12. Texas A&M	22-6
13. Mississippi State	25-4
14. Princeton	25-0
15. Kentucky	19-8
16. Iowa	21-6
17. Duke	19-8
18. Rutgers	20-7
19. Chattanooga	25-3
20. Stanford	20-8
21. George Washington	24-3
22. Florida Gulf Coast	25-2
23. Nebraska	19-8
24. Texas	18-8
25. Seton Hall	24-4

scoring team, Mississippi State posted 66.4 points per game in their other 14 games compared to 50 against the In all, five teams failed to get within 10 points of their average against other league schools while playing the Gamecocks – Missouri (59.9 - 49), Florida (58.7 - 42) and Georgia (55.1 - 35).

Diversified Assets

South Carolina is often lauded for the depth of its talent, and the Gamecocks' improved offensive numbers certainly bear out those accolades – 15th in the nation at 77.4 points per game and fourth in the nation in field goal percentage (.484).

The embarrassment of riches has not upset South Carolina's chemistry but instead has strengthened it as each Gamecock plays for the good of the team instead of herself – a message head coach Dawn Staley often equates with USA Basketball's utopian camaraderie and ultimate success.

Two stats that best exemplify the all-for-one mentality of the team are in the assist numbers – 18th in the nation at 16.9 per game – and that only one Gamecock is averaging 10.0 or more shots per game. In fact, on one of the nation's most efficient offensive teams, which features all five of its top scorers shooting over 51.0 percent, just one Gamecock has made the minimum field goals required for individual ranking in field goal percentage – Tiffany Mitchell (2nd in SEC, 36th in nation).

Here's how those numbers break down.

Name	FGM/gm	FGA/gm	FG%	PPG
Mitchell	5.3	10.3	.519	15.0
Wilson	4.9	9.5	.521	13.6
Coates	3.5	6.5	.541	10.4
Welch	4.1	7.3	.567	9.0
Ibiam	2.8	4.9	.577	6.9

Zone Buster

While the Gamecocks are highly regarded for their post play, South Carolina's guards have been effective at capitalizing on what opposing teams are willing to cede in their preferred zone defense – the 3-point shot. The Gamecocks lead the SEC and rank 32nd in the nation in 3-point field goal percentage, hitting 35.8 percent from outside the arc. The percentage is higher than last season's (.347), and after closing 2013-14 averaging 3.9 made 3s per game, South Carolina is third in the SEC with a 4.9 average this season.

Junior Tiffany Mitchell has been the primary long-range shooter, attempting 3.7 3s per game while shooting 45.2 percent from outside the arc. But juniors Tina Roy and Khadijah Sessions have lifted their long-range production in SEC action as well. Roy is shooting a team-best 45.2 percent in league games, including 8-of-15 (.533) over the last five games, while Sessions has lifted her accuracy to 36.0 percent after going 7-of-13 (.538) over the last five games.

Scoring Differentials	
Largest lead in a win	by 64 (111-47), 2nd-0:52, Savannah state, 12/12 by 64 (90-26), 2nd-0:36, NC Central, 12/1
Largest deficit overcome to win	by 12 (15-27), 1st-8:41, vs. Syracuse, 11/27
Largest lead given up in a loss	by 3 (18-15), 1st-12:28, at UConn, 2/9
Largest deficit in a loss	by 25 (62-87), 2nd-0:37, at UConn, 2/9

All-Time Records vs. SEC

Opponent	Overall	Under	SEC	SEC	H	A	N	Streak	Last
		Staley	Season	Tourn.					
Alabama	21-15	11-0	16-12	2-2	11-5	8-8	2-2	Won 11	W: 85-54, 1/29/15 (H)
Arkansas	13-17	6-3	13-15	0-2	8-5	5-10	0-2	Won 5	W: 73-56, 2/19/15 (A)
Auburn	18-21	6-3	13-15	1-1	11-7	6-12	1-2	Won 3	W: 77-58, 1/2/14 (H)
Florida	14-20	6-4	12-18	0-2	6-10	8-8	0-2	Won 6	W: 77-42, 1/19/15 (A)
Georgia	10-33	6-6	7-21	2-2	4-14	3-15	3-4	Won 3	W: 58-35, 2/5/15 (A)
Kentucky	22-32	6-8	18-24	0-2	16-9	6-19	0-4	Won 1	W: 68-60, 1/11/15 (H)
LSU	8-22	5-5	7-22	1-0	4-10	3-12	1-0	Won 4	W: 86-62, 2/12/15 (H)
Ole Miss	18-17	8-2	14-12	2-4	10-4	6-8	2-5	Won 6	W: 77-59, 2/1/15 (A)
Miss. State	15-16	6-3	14-14	0-2	10-5	5-9	0-2	Won 6	W: 69-50, 2/26/15 (H)
Missouri	3-1	2-1	2-1	—	1-0	1-1	1-0	Won 2	W: 60-48, 1/15/15 (A)
Tennessee	3-45	2-8	2-26	0-3	2-19	1-21	0-5	Won 1	W: 71-66, 2/23/15 (H)
Texas A&M	1-3	1-3	1-2	0-1	1-1	0-1	0-1	Won 1	W: 79-61, 1/26/15 (H)
Vanderbilt	12-21	7-2	12-18	0-2	7-8	4-11	0-2	Won 4	W: 89-59, 2/15/15 (H)
Totals	158-263	72-48	131-199	8-23	89-97	56-135	10-30	Won 15	

Rare Company

As just the second sophomore ever to earn SEC Player of the Year honors from the league's coaches last season, junior Tiffany Mitchell was tabbed by the SEC coaches and media to claim the award again this season. If that prediction comes true, Mitchell would become just the seventh player to pick up the award twice in her career, joining South Carolina assistant coach Nikki McCray (1994, 1995) among others. Mitchell would be the second-straight player to do it after Kentucky's A'ida Mathies completed her double in 2012 and 2013.

South Carolina sophomore Alaina Coates has a chance to be in even more rarefied air. She opened her career as the league's first ever Freshman of the Year to earn another "of the Year" honor last season, taking home Co-6th Player of the Year recognition. Coming off the bench again this season, she could become just the second repeat entry in that award, joining Vanderbilt's Liz Sherwood (2006, 2007).

Staley Status Update

While leading the Gamecocks to one of the best seasons in program history, South Carolina head coach Dawn Staley has continued to carve out her place as one of the top coaches in the game.

With the Gamecocks' rise to No. 1 in the Associated Press poll this season, Staley joined Baylor's Kim Mulkey as the only women to have played on and coached a No. 1-ranked team. Staley's Virginia team was ranked No. 1 for a total of 24 weeks spanning her junior and senior seasons. She has led the Gamecocks to 12 weeks in the top spot in the Associated Press poll so far.

Staley also earned an extension from USA Basketball last week as she was named to an assistant coach to the U.S. Women's National Team through the 2016 Olympic Games. Her USA Basketball coaching resume already includes gold medals at the 2014 FIBA U18 Americas Championship (head

coach), 2014 FIBA World Championship (assistant coach), 2008 Beijing Olympics (asst. coach) and 2007 FIBA Americas Championship (asst. coach).

More on Muffin

Senior Aleighsa Welch has been locked in on finishing her career with a bang, and her consistent effort has her ranked among the program's career top 10 in eight different categories, including three rebounding top-five entries, while also among the top-15 scorers. Among the Gamecocks' 30 1,000-point scorers, she is one of just nine to amass at least 800 career rebounds as well. At 896 career rebounds, she is just four away from becoming just the fourth Gamecock to have 1,000 points and 900 rebounds in her career. Her current career .581 field goal percentage is second in school history behind only Jocelyn Penn's school-record .593.

The expansion of the Gamecocks' frontline have brought her overall rebounding numbers down slightly (6.5 rpg this season vs. 7.2 average previous three seasons), but she has been especially tenacious on the glass against ranked opponents, averaging 9.5 boards over seven games against ranked foes compared to 4.9 in the Gamecocks' other 20 outings. Welch also continues to provide consistency on the offensive end, shooting 56.7 percent from the field and handing out 1.9 assists per game.

Welch Watch

Just three offensive rebounds away from the tying the program's career record, senior forward Aleighsa Welch looks to mount an attack on other parts of the Gamecock charts before closing out her career.

Here are a few of the career benchmarks she has a chance to catch:

Category	Current	Chasing	To Go
Points	1,366 (15th)	1,367 (14th)	1
FT Made	320 (T-7th)	333 (6th)	13
FT Att.	526 (5th)	604 (4th)	78
Rebs.	896 (4th)	901 (3rd)	5
Off. Rebs.	424 (2nd)	427 (1st)	3
Def. Rebs.	472 (T-5th)	489 (4th)	17
Dbl-DBls.	21 (T-9th)	25 (8th)	4
Blocks	124 (7th)	133 (6th)	9
Games	128 (T-4th)	130 (3rd)	2

Trademark TM

Junior guard Tiffany Mitchell remains part of the national player of the year conversation because of her ability to affect the game in myriad ways. Leading the SEC in scoring (15.0 ppg), she is second in field goal percentage (.519) and fourth in free throw

percentage (.835). Aside from scoring, Mitchell is also among the league's top 15 in assists (14th, 2.8) and steals (7th, 2.0). In fact, only two players rank among the SEC's top 15 in scoring, assists and steals – Mitchell and Georgia's Shacobia Barbee.

The reigning SEC Player of the Year, Mitchell showed similar diversity last season and added outside shooting to this season's resume, hitting 45.2 percent from outside the arc. Her heightened accuracy was on full display against San Diego State (Nov. 23) when her 6-of-6 effort from 3 was the best perfect game in program history. She went on to match her career high with six 3s at Hampton as well, those coming on eight attempts.

Double Trouble

One of sophomore Alaina Coates' goals this season focuses around posting double-doubles, taking to heart her head coach's quip that the 6-foot-4 center is a "walking double-double." Ranking 38th in the nation with an SEC-best 11 this season, the Irmo, S.C., native has 21 career double-doubles through 61 games, tying her for ninth in school history in the category.

Five of this season's 11 have come in SEC action, which is one shy of the program record of six set by Marsha Williams in 1991-92. Her 10 career SEC double-doubles is just one shy of Williams' career record of 11.

Hometown Hero

The Class of 2014's No. 1 recruit out of Heathwood Hall, A'ja Wilson is second on the team in scoring, ranking 11th in the SEC in at 13.6 ppg, and has been the Gamecocks' top scorer a team-high

12 times. She is the only freshman to rank among the SEC's top 20 scorers and rebounders – standing 11th and 12th, respectively. Only Mississippi State's Victoria Vivian (14.9 ppg) out-scores Wilson among SEC freshmen, but has played more than 200 more minutes such that Wilson wins the pro-rated battle at 26.9 to 22.7 points per 40 minutes. Wilson also adds a top-five blocked shots average (1.5) to her resume.

Wilson is the only freshman on either the Wooden Late-Season Top 20 or the Naismith Midseason Top 30. She has earned SEC Freshman of the Week five times, tying the league record, and was the USBWA's first Freshman of the Week (games Dec. 1-7).

Games Led Team In...			
<i>(Tied for team lead in each category included)</i>			
Scoring	2014-15	Career	Record
Tiffany Mitchell	12	32	30-2
A'ja Wilson	12	12	12-0
Aleighsa Welch	3	28	18-10
Alaina Coates	2	9	8-1
Bianca Cuevas	2	2	2-0
Asia Dozier	1	2	2-0
Elem Ibiam	0	6	4-2
Khadijah Sessions	0	3	2-1
Tina Roy	0	2	2-0
Rebounding	2014-15	Career	Record
Alaina Coates	14	32	30-2
Aleighsa Welch	7	46	38-8
A'ja Wilson	7	7	7-0
Elem Ibiam	1	12	12-0
Tiffany Mitchell	0	9	8-1
Assists	2014-15	Career	Record
Khadijah Sessions	10	21	19-2
Tiffany Mitchell	7	25	24-1
Tina Roy	5	8	8-0
Bianca Cuevas	5	5	5-0
Asia Dozier	3	13	13-0
Aleighsa Welch	2	12	9-3
Alaina Coates	1	1	1-0
Olivia Gaines	0	1	0-1

Team Specialty Stats				
South Carolina/Opponent				
	Pts. in Paint	Pts. Off TOs	2nd Chance Pts	Fast Break Pts
11/15 USC	32-36	16-22	14-10	4-8
11/20 Clem.	46-16	23-9	31-7	8-2
11/23 SDSU	40-8	3-2	15-9	24-2
11/27 vs. Wisc.	32-10	16-11	10-0	4-4
11/28 vs. Syr.	20-16	11-6	13-17	0-0
12/1 NCCU	58-12	31-7	3-3	34-0
12/4 Char.	46-20	19-15	26-4	10-13
12/7 at Duke	32-24	16-19	11-11	6-4
12/14 Sav. St.	70-26	34-12	24-3	18-6
12/17 at HU	26-14	10-19	17-6	11-4
12/20 vs. CMU	62-28	21-8	21-2	16-0
12/21 vs. LU	40-24	24-8	15-4	12-2
1/2 Aub.	52-24	28-12	16-13	22-8
1/4 at LSU	36-26	14-14	5-13	8-0
1/8 at Ala.	32-24	19-6	17-12	13-0
1/11 Ky.	36-28	9-19	18-4	10-18
1/15 at MU	22-14	10-0	14-4	6-0
1/19 at UF	46-26	20-13	11-12	14-4
1/26 TAMU	44-24	15-15	13-9	14-4
1/29 Ala.	42-22	22-10	20-9	18-4
2/1 at Miss.	36-26	18-11	18-19	8-4
2/5 at Ga.	26-14	10-18	13-8	10-0
2/9 at UC	34-40	7-17	20-10	2-10
2/12 LSU	42-26	29-19	8-16	18-8
2/15 Vandy	50-32	29-18	18-8	21-12
2/19 at Ark.	30-26	13-14	9-13	8-6
2/23 Tenn.	44-30	10-8	21-8	2-5
2/26 MSU	36-16	26-11	12-4	4-2
<i>Averages</i>	<i>39.7-22.6</i>	<i>18.0-12.3</i>	<i>15.5-8.5</i>	<i>11.6-4.6</i>

Starters vs. Bench Points				
	SC Starters	Opp. Starters	SC Bench	Opp. Bench
11/15 USC	55	36	15	25
11/20 Clem.	54	27	45	14
11/23 SDSU	36	17	53	21
11/27 vs. Wisc.	28	37	39	7
11/28 vs. Syr.	37	55	30	8
12/1 NCCU	48	18	42	8
12/4 Char.	41	53	41	8
12/7 at Duke	34	33	17	17
12/14 Sav. St.	51	44	60	5
12/17 at HU	33	48	36	1
12/20 vs. CMU	46	29	34	16
12/21 vs. LU	43	32	41	12
1/2 Aub.	38	20	39	38
1/4 at LSU	28	35	47	16
1/8 at Ala.	47	25	55	34
1/11 Ky.	53	40	15	20
1/15 at MU	37	40	23	9
1/19 at Florida	30	19	47	23
1/26 TAMU	38	53	41	8
1/29 Ala.	37	41	48	13
2/1 at Miss.	34	40	43	19
2/5 at Ga.	25	19	33	16
2/9 at UConn	44	82	18	5
2/12 LSU	37	58	49	4
2/15 Vandy	38	35	51	24
2/19 at Ark.	39	53	34	3
2/23 Tenn.	56	64	15	2
2/26 MSU	40	30	29	20
<i>Averages</i>	<i>40.3</i>	<i>38.7</i>	<i>37.1</i>	<i>15.1</i>

Miscellaneous Stats			
Double-Doubles	2014-15	Career	Record
Alaina Coates	11	21	20-1
A'ja Wilson	4	4	4-0
Aleighsa Welch	2	21	18-3
Elem Ibiam	1	2	1-1
Tiffany Mitchell	0	4	4-0
20+ Points	2014-15	Career	Record
Tiffany Mitchell	4	12	12-0
A'ja Wilson	4	4	4-0
Alaina Coates	2	8	7-1
Bianca Cuevas	1	1	1-0
Elem Ibiam	1	1	1-0
Aleighsa Welch	0	5	3-2
10+ Points	2014-15	Career	Record
Tiffany Mitchell	24	69	61-8
A'ja Wilson	23	23	22-1
Alaina Coates	17	40	38-2
Aleighsa Welch	13	74	62-12
Elem Ibiam	8	33	29-4
Bianca Cuevas	7	7	7-0
Asia Dozier	3	12	11-1
Khadijah Sessions	3	18	17-1
Tina Roy	2	9	8-1
Jatarie White	2	2	2-0
Tiffany Davis	0	1	1-0
10+ Rebounds	2014-15	Career	Record
Alaina Coates	13	24	23-1
Aleighsa Welch	5	27	24-3
A'ja Wilson	4	4	4-0
Elem Ibiam	1	4	5-2
Tiffany Mitchell	0	7	6-1
Asia Dozier	0	1	1-0
5+ Assists	2014-15	Career	Record
Khadijah Sessions	4	9	9-0
Bianca Cuevas	4	4	4-0
Tina Roy	3	5	5-0
Tiffany Mitchell	1	8	8-0
Aleighsa Welch	1	2	2-0
Asia Dozier	0	8	8-0
Olivia Gaines	0	1	1-0
5+ Steals	2014-15	Career	Record
Tiffany Mitchell	3	8	8-0
Tiffany Davis	0	1	1-0
5+ Blocks	2014-15	Career	Record
Alaina Coates	1	3	3-0
Elem Ibiam	0	7	7-0
Aleighsa Welch	0	2	2-0

South Carolina's Record When...

	SEC	All		SEC	All
Record.....	15-0	27-1	No South Carolina players foul out	13-0	23-1
Playing a ranked opponent.....	5-0	7-1	One or more SC players foul out.....	2-0	4-0
Playing at home	8-0	14-0	Having 20 or more assists.....	3-0	11-0
Playing on the road	7-0	9-1	Having less than 20 assists.....	12-0	16-1
Playing at neutral site	0-0	4-0	Scoring more pts. in paint than opponent	15-0	26-0
Leading at half	14-0	24-0	Scoring equal/less pts. in paint than opp.	0-0	1-1
Trailing at half	1-0	3-1	Scoring more pts. off TOs than opponent	10-0	19-0
Tied at half	0-0	0-0	Scoring equal/less pts. off TOs than opp.	5-0	8-1
Playing an overtime game	0-0	0-0	Scoring more 2nd-chance pts.	10-0	19-1
0 players score in double figures	0-0	0-0	Scoring equal/less 2nd-chance pts.....	5-0	8-0
1 player scores in double figures	0-0	0-0	Scoring more fast break pts.....	13-0	21-0
2 players score in double figures	4-0	6-0	Scoring equal/less fast break pts.....	2-0	6-1
3 players score in double figures	6-0	7-1	Wearing white uniforms	6-0	16-0
4 players score in double figures	2-0	6-0	Wearing black uniforms	7-0	9-1
5 players score in double figures	2-0	6-0	Wearing pink uniforms	2-0	2-0
More than 5 players in double figures.....	1-0	2-0	Playing in tournaments/classics	4-0	4-0
Starters out-score opponent's starters	7-0	15-0	Playing on live television	13-0	16-1
Opponent's starters score equal/more	8-0	12-1	Playing in November.....	5-0	5-0
Bench out-scores opponent's bench	14-0	24-1	Playing in December	7-0	7-0
Opponent's bench scores equal/more.....	1-0	3-0	Playing in January	8-0	8-0
SC Starters out-score SC Bench.....	5-0	12-1	Playing in February	7-0	7-1
SC Bench out-scores/ties SC Starters	10-0	15-0	Playing in March.....	0-0	0-0
Shooting 50% or better	7-0	13-0	Playing during the day.....	4-0	9-0
Shooting between 40-49%	5-0	9-0	Playing at night	11-0	18-1
Shooting between 30-39%	3-0	5-1	Playing on Sunday.....	4-0	8-0
Shooting less than 30%	0-0	0-0	Playing on Monday.....	3-0	4-1
Opponent shoots 50% or better	0-0	0-1	Playing on Tuesday.....	0-0	0-0
Opponent shoots between 40-49%	4-0	5-0	Playing on Wednesday.....	0-0	1-0
Opponent shoots between 30-39%	8-0	16-0	Playing on Thursday.....	7-0	10-0
Opponent shoots less than 30%	3-0	6-0	Playing on Friday	1-0	2-0
Shooting better than opponent.....	13-0	24-0	Playing on Saturday.....	0-0	2-0
Shooting worse than/equal to opponent	2-0	3-1	Margin is less than 5 pts.	0-0	2-0
Having more FTs made than opponent	12-0	20-0	Margin is between 5-9.....	2-0	3-0
Having equal/less FTs made than opponent	3-0	7-1	Margin is between 10-19.....	6-0	6-0
Out-rebounding opponent.....	15-0	25-1	Margin is 20 pts. or more	7-0	16-1
Having equal/less rebounds than opponent	0-0	2-0	Having a 20-pt. scorer	5-0	9-0
Having more TOs than opponent	7-0	9-1	Having a 30-pt. scorer.....	0-0	0-0
Having equal or less TOs than opponent.....	8-0	18-0	Scoring 49 points or less.....	0-0	0-0
Attempting more FT than 3FG.....	14-0	23-1	Scoring 50-59 points	1-0	2-0
Attempting equal/less FT than 3FG	1-0	4-0	Scoring 60-69 points.....	4-0	7-1
Making 5 or more 3FGs.....	6-0	14-1	Scoring 70-79 points.....	6-0	7-0
Making less than 5 3FGs.....	9-0	13-0	Scoring 80-89 points.....	5-0	7-0
Making no 3 FGs.....	0-0	0-0	Scoring 90-99 points.....	0-0	2-0
Attempting 15 or more 3FGs.....	6-0	12-0	Scoring 100 points or more	1-0	2-0
Attempting less than 15 3FGs	9-0	15-1			

The Last Time...

Individual

Scored 50 Points

South Carolina 51, Jocelyn Penn vs. Stetson, 1/4/03
Opponent Never

Scored 40 Points

South Carolina 51, Jocelyn Penn vs. Stetson, 1/4/03
Opponent 46, Cornelia Gayden, LSU, 1/14/95

Scored 30 Points

South Carolina 30, Ieasia Walker vs. Clemson, 11/18/10
Opponent 32, LaQueta Ferguson, Florida International, 11/25/07

Grabbed 20 Rebounds

South Carolina 25, Kelsey Bone vs. Boston University, 12/28/09
Opponent 24, Courtney Paris, Oklahoma, 12/30/07

Grabbed 15 Rebounds

South Carolina 16, Alaina Coates vs. CSU Northridge, 3/23/14
Opponent 17, Briana Day, Syracuse, 11/28/14

Two Players with 20 or More Points

South Carolina Tiffany Mitchell 20/A'ja Wilson 20 vs. Vanderbilt, 2/15/15
Opponent Kaleena Mosqueda-Lewis 23/Breanna Stewart 22 at UConn, 2/9/15

Two Players with 10 or More Rebounds

South Carolina Alaina Coates 14/A'ja Wilson 10 vs. Auburn, 1/2/15
Opponent Shela Boykin 12/Danielle Ballard 12, LSU, 2/12/15

Had 10 Assists

South Carolina 10, Tina Roy vs. Savannah State, 12/14/14
Opponent 11, Marneshia Richard, Mississippi State, 1/21/07

Had Five Steals

South Carolina 5, Tiffany Mitchell at Arkansas, 2/19/15
Opponent 5, Danielle Ballard, LSU, 2/12/15

Had Five Blocked Shots

South Carolina 5, Alaina Coates vs. Alabama, 1/29/15
Opponent 5, Breanna Stewart, at UConn, 2/9/15

Had a Double-Double

South Carolina Aleighsa Welch (19 pts/14 rebs) vs. Tennessee, 2/23/15
Opponent Cierra Burdick (16 pts, 10 rebs), Tennessee, 2/23/15

Two Players had a Double-Double

South Carolina Alaina Coates (11 pts/14 rebs)/A'ja Wilson (12 pts/10 rebs) vs. Auburn, 1/2/15
Opponent Sheila Boykin (12 pts/12 rebs)/Danielle Ballard (16 pts/12 rebs), LSU, 2/12/15

Three Players had a Double-Double

South Carolina Ashley Bruner (16 pts/12 rebs)/Aleighsa Welch (16 pts/ 11 rebs)/Elem Ibiyam (12 pts/10 rebs) vs. Kansas, 3/25/13
Opponent Merlakia Jones (26 pts/10 rebs)/Takilya Davis (19 pts/13 rebs)/DeLisha Milton (14 pts/15 rebs), at Florida, 2/20/94

Had a Triple-Double

South Carolina Iva Sliskovic (18 pts, 15 rebs, 10 assts) vs. High Point, 12/20/06
Opponent Never

Team

Scored 100 Points

South Carolina 102 vs. North Carolina A&T, 3/21/08
Opponent 103, Clemson, 11/21/03

Won by 30 or More Points

South Carolina 89-59 (30) vs. Vanderbilt, 2/15/15
Opponent 66-34 (32), Georgia, 3/4/11

Shot 65% or Better from the Field

South Carolina .652 (45-69) vs. East Tennessee State, 12/19/00
Opponent Never

Shot 60% or Better from the Field

South Carolina .603 (35-58) vs. NC Central, 12/1/14
Opponent .604 (29-48), Vanderbilt, 1/18/01

Shot 50% or Better from the Field

South Carolina .510 (26-51) vs. Mississippi State, 2/26/15
Opponent .554 (31-56), at UConn, 2/9/15

No Players in Double-Figure Points

South Carolina at Auburn, 1/19/12
Opponent at Georgia, 2/5/15

Five Players in Double-Figure Points

South Carolina at Ole Miss, 2/1/15
Opponent Arkansas, 2/14/10

More Than Five Players in Double-Figure Points

South Carolina 6 at Alabama 1/8/15
Opponent 6 at Georgia, 2/13/03

Faced AP Top-25 Opponent

Win 69-50 vs. No. 11 Mississippi State, 2/26/15
Loss 87-62 at No. 2 UConn, 2/9/15

Faced AP Top-10 Opponent

Win 71-66 vs. No. 6 Tennessee, 2/23/15
Loss 87-62 at No. 2 UConn, 2/9/15

Faced AP Top-5 Opponent

Win 55-50 vs. No. 5 Kentucky, 1/24/13
Loss 87-62 at No. 2 UConn, 2/9/15

Faced AP No. 1 Team

Win Never
Loss 49-53 vs. No. 1 Stanford, 12/19/12

Overtime Game

Win 58-55 vs. Drexel, 11/28/12
Loss 65-57 at Texas A&M, 1/16/14

Double-Overtime Game

Win 92-91 at Florida State, 2/4/91
Loss 92-94 at Clemson, 11/19/09

South Carolina Was Ranked (AP Poll)

No. 1 2/9/15
Top 10 No. 2, 2/23/15
Top 25 No. 2, 2/23/15

2014-15 Team High/Low

South Carolina Highs	South Carolina Lows	Category	Opponent Lows	Opponent Highs
111 vs. Savannah State, 12/14	51 at Duke, 12/7	Points in Game	26, NC Central, 12/1	87, at UConn, 2/9/15
60 (1st) vs. Savannah State, 12/14	17 (1st) at Duke, 12/7	Points in Half	10 (2nd), NC Central, 12/1	47 (1st) at UConn, 2/9/15
38 vs. Savannah State, 12/14	20 at Duke, 12/7	Field Goals Made	10, NC Central, 12/1	31 at UConn, 2/9/15
38 vs. Clemson, 11/20				
72 vs. Central Michigan, 12/20	48 at Arkansas, 2/19	Field Goal Attempts	45, NC Central, 12/1	70, vs. LSU, 2/12
72 vs. Clemson, 11/20				70, at Florida, 1/19
.638 (37-58) at Alabama, 1/8	.338 (23-68) vs. Kentucky, 1/11	FG Percentage	.207 (12-58) at Georgia, 2/5	.554 (31-56), at UConn, 2/9/15
11 at Alabama, 1/8	1 vs. Mississippi State, 2/26	3-Point FG Made	1, vs. LSU, 2/12	8, at UConn, 2/9/15
	1 vs. Tennessee, 2/23		1, at Florida, 1/15	
	1 vs. Texas A&M, 1/26		1, at LSU, 1/4	
	1 vs. Savannah State, 12/14		1, Savannah State, 12/14	
28 vs. C. of Charleston, 11/14	4 vs. Texas A&M, 1/26	3-Point FG Attempts	4, Vanderbilt, 2/15	23, vs. Mississippi State, 2/26
.583 (7-12) vs. LSU, 2/12	.125 (1-8) vs. Savannah St., 12/14	3-Point FG Percentage	.067 (1-15), at Florida, 1/19	.727 (8-11), at UConn, 2/9/15
34 vs. Savannah State, 12/14	3 vs. Central Michigan, 12/20	Free Throws Made	3, Texas A&M, 1/26	17, at UConn, 2/9/15
			3, at Florida, 1/19	17, at Alabama, 1/8
			3, Clemson, 11/20	
47 vs. Savannah State, 12/14	9 vs. Central Michigan, 12/20	Free Throw Attempts	4, at Florida, 1/19	23, at UConn, 2/9/15
.850 (17-20) at Alabama, 1/8	.333 (3-9) vs. Central Mich., 12/20	FT Percentage	.364 (8-22) at Ole Miss, 2/1	1.000 (6-6), Liberty, 12/21
56 vs. Savannah State, 12/14	30 at Alabama, 1/8	Rebounds	20, Charlotte, 12/4	50, Syracuse, 11/28
26 vs. NC Central, 12/1	6 at Missouri, 1/15	Assists	2, NC Central, 12/1	18, at UConn, 2/9/15
21 vs. NC Central, 12/1	2 at Hampton, 12/17	Steals	1, Wisconsin, 11/27	13, at LSU, 1/4
11 at Arkansas, 2/15	1 at UConn, 2/9/15	Blocked Shots	0, at Ole Miss, 2/1	9, Liberty, 12/21
	1 vs. San Diego St., 11/23		0, at Missouri, 1/15	
23 at LSU, 1/4	5 vs. Tennessee, 2/23	Turnovers	10, at Hampton, 12/17	29, San Diego St., 11/23
	5 vs. Syracuse, 11/28			
20 vs. Texas A&M, 1/26	7 vs. Central Michigan, 12/20	Fouls	11, at UConn, 2/9/15	32, at Ole Miss, 2/1
	7 vs. San Diego St., 11/23			
	7 vs. Clemson, 11/20			

2014-15 Individual Superlatives

Category	South Carolina	Opponent
Points in Game	26 by A'ja Wilson vs. LSU, 2/12	26 by Hasina Muhammad, Auburn, 1/2
Points in Half	15 (1st) by Tiffany Mitchell vs. Vanderbilt, 2/15 15 (1st) by Tiffany Mitchell vs. Syracuse, 11/28	18 (2nd) by Hasina Muhammad, Auburn, 1/2
Field Goals Made	9 by Aleighsa Welch vs. Tennessee, 2/23	9 by Crystal Bradford, Central Michigan, 12/20
Field Goal Attempts	17 by Aleighsa Welch at UConn, 2/9 17 by A'ja Wilson vs. Auburn, 1/2	21 by Danielle Ballard, LSU, 2/12 21 by Courtney Williams, Texas A&M, 1/26 21 by Brianna Butler, Syracuse, 11/28
FG Percentage	1.000 (7-7) by Elem Ibiam vs. Charlotte, 12/4	1.000 (5-5) by Drew Edelman, Southern Cal, 11/15
3-Point FG Made	6 by Tiffany Mitchell at Hampton, 12/17 6 by Tiffany Mitchell vs. San Diego State, 11/23	5 by Kaleena Mosqueda-Lewis, at UConn, 2/9
3-Point FG Attempts	9 by Tina Roy vs. Syracuse, 11/28	10 by Brianna Butler, Syracuse, 11/28
3-Point FG Percentage	1.000 (6-6) by Tiffany Mitchell vs. San Diego State, 11/23	1.000 (3-3) by Calli Berna, at Arkansas, 2/15 1.000 (3-3) by Hillary Sigmon, Charlotte, 12/4
Free Throws Made	11 by A'ja Wilson vs. LSU, 2/12 11 by Tiffany Mitchell vs. Kentucky, 1/11	10 by Hasina Muhammad, Auburn, 1/2
Free Throw Attempts	15 by A'ja Wilson vs. LSU, 2/12	11 by Breanna Stewart, at UConn, 2/9 11 by Meoshonti Knight, at Alabama, 1/8 11 by Briana Day, Syracuse, 11/28
FT Percentage	1.000 (7-7) by Tiffany Mitchell at Arkansas, 2/15	1.000 (10-10) by Hasina Muhammad, Auburn, 1/2
Rebounds	14 by Aleighsa Welch vs. Tennessee, 2/23 14 by Aleighsa Welch at Georgia, 2/5 14 by Aleighsa Welch at Missouri, 1/15 14 by Alaina Coates vs. Auburn, 1/2	17 by Briana Day, Syracuse, 11/28
Assists	10 by Tina Roy vs. Savannah State, 12/14	9 by Alexis Peterson, Syracuse, 11/28
Steals	7 by Tiffany Mitchell vs. NC Central, 12/1	5 by Danielle Ballard, LSU, 2/12
Blocked Shots	5 by Alaina Coates vs. Alabama, 1/29/15	6 by Ashley Rininger, Liberty, 12/21
Turnovers	6 by A'ja Wilson at Georgia, 2/5 6 by Tiffany Mitchell vs. Southern Cal, 11/15	8 by Danielle Ballard, LSU, 2/12



DAWN STALEY

7th Season at South Carolina Virginia, 1992

When three-time Olympic gold medalist Dawn Staley took the reins of the University of South Carolina women's basketball program on May 10, 2008, the Gamecocks' stature immediately rose not just in the Southeastern Conference but on the national stage as well. Building on a foundation of hard work, defensive effort and a "team first" mentality, South Carolina began to realize those expectations in 2011-12. The team's now four consecutive 25-win seasons mark the most successful four-year stretch in program history. The steady improvement of the team was capped the 2013-14 squad's 29-win effort that included the program's first SEC regular-season championship and No. 1 seed in the NCAA Tournament as well as the Gamecocks' second NCAA Sweet 16 appearance in three seasons. Continuing the program's progression in 2014-15, Staley became just the second woman in college basketball history to both play for and coach a No. 1-ranked team, joining Baylor's Kim Mulkey in the elite category. Staley's Virginia team was ranked No. 1 for a total of 24 weeks spanning her junior and senior seasons. She has led the Gamecocks to 12 weeks in the top spot in the Associated Press poll so far.

In her 14 seasons as a head coach, Staley has amassed a 320-152 record, including her 148-72 slate in six seasons at South Carolina. She has led her teams to 10 20-win seasons, a total of 11 postseason appearances (two WNIT), highlighted by the Gamecocks' pair of Sweet 16 appearances and 29 weeks in the Associated Press top 10, including 19 in the top five. The future continues to brighten as the nation's top recruits make Columbia, S.C., a highly coveted destination. Consistently signing the top players in the state, Staley's 2014 group illustrated the seeds her staff had been sowing since its arrival as the No. 1 recruit in the class joined two other top-35 entries among the five-member class that was ranked No. 2 in the nation.

While her coaching career is blossoming, Staley is still recognized for her body of work as a one of the most decorated participants in United States women's basketball history. The Naismith Memorial Basketball Hall of Fame solidified her legacy with her enshrinement into the Hall as part of the Class of 2013. The Phoenix Club of Philadelphia established the Dawn Staley Award recognizing the nation's top guard in women's Division I basketball in 2013 as well. Staley was inducted into the Women's Basketball Hall of Fame as part of the Class of 2012 and was one of the final nominees for induction to the U.S. Olympic Hall of Fame the same year. In the summer of 2011, the WNBA recognized her as one of the league's "Top 15," honoring the most influential players in the league's history.

At the helm of the Gamecocks over the last six seasons, Staley has been named National Coach of the Year (2014, Basketball Times), Naismith National Coach of the Year Finalist (2014), SEC Coach of the Year (2014, Coaches and AP) and BCA Female Coach of the Year (2012). She has coached an All-American, 12 All-SEC selections, five SEC All-Freshman team selections, an SEC Player of the Year, an SEC Sixth Player of the Year, an SEC Defensive Player of the Year and two SEC Freshmen of the Year. South Carolina's 29 wins in 2013-14 were one shy of the overall school record, breaking the best mark since joining the SEC of 25 set in 2011-12 and tied in 2012-13. The Gamecocks have won more SEC games than the season before in each of Staley's last five seasons, and her 52 SEC victories are more than any other Gamecock coach and account for 44.8 percent of the program's total 116 league wins. She has helped the Gamecocks to three of the program's four top-four finishes in the SEC, including the first regular-season championship in 2013-14.

HEAD COACH

Coaching Highlights

College

- 9 NCAA Tournament Appearances (3 at South Carolina)
- 9 20-Win Seasons (3 at South Carolina)
- 2 Regular-Season Conference Titles (SEC 2014; A-10 2008)
- Naismith National Coach of the Year Finalist (2014)
- Basketball Times National Coach of the Year (2014)
- Two-time WBCA Region Coach of the Year (Region 3 2014; Region 1 2005)
- Three-time Conference Coach of the Year (SEC 2014; A-10 2004, 2005)

USA Basketball

- Senior National Team Asst. Coach (2006-08, 2014-16) – FIBA World Championship gold medal (2014), Beijing Olympics gold medal (2008), FIBA Americas Championship gold medal (2007), FIBA World Championship bronze medal (2006)
- U18 National Team Head Coach – FIBA U18 Americas Championship gold medal (2014)
- Select Team Court Coach (Summer 2012)

Playing Highlights

U.S. Professional – 11 seasons

- Five-time WNBA All-Star (2001, 2002, 2003, 2005, 2006)
- Two-time ABL All-Star (1997, 1998)
- WNBA All-Decade Team

USA Basketball

- Three-time Olympic gold medalist (1996, 2000, 2004)
- Flag bearer for U.S. in Olympic Games Opening Ceremony (2004)
- Two-time USA Basketball Female Athlete of the Year (1994, 2004)

College – Virginia (1989-92)

- Three-time Kodak All-America (1990, 1991, 1992)
- Honda-Broderick Cup Award for Collegiate Female Athlete of the Year (1991)
- Two-time ACC Player of the Year (1991, 1992)
- NCAA Tournament Most Outstanding Player (1991)

Other Notables

- Naismith Memorial Basketball Hall of Fame, Class of 2013
- Order of the Palmetto Recipient (2013)
- Women's Basketball Hall of Fame, Class of 2012

Year-by-Year Coaching Record

Year	School	Record	Conf. Rec.	Conf. Finish	Postseason
2000-01	Temple	19-11	11-5	2nd East	WNIT
2001-02	Temple	20-11	12-4	2nd East	A-10 Tourn. Champ./NCAA 1st Round
2002-03	Temple	14-15	9-7	2nd East	
2003-04	Temple	21-10	14-2	1st East	A-10 Tourn. Champ./NCAA 1st Round
2004-05	Temple	28-4	16-0	1st East*	A-10 Tourn. Champ./NCAA 2nd Round
2005-06	Temple	24-8	12-4	3rd	A-10 Tourn. Champ./NCAA 1st Round
2006-07	Temple	25-8	13-1	2nd	NCAA 2nd Round
2007-08	Temple	21-13	12-2	T-1st	NCAA 1st Round
2008-09	South Carolina	10-18	2-12	11th	
2009-10	South Carolina	14-15	7-9	T-7th	
2010-11	South Carolina	18-15	8-8	T-5th	WNIT 2nd Round
2011-12	South Carolina	25-10	10-6	T-4th	NCAA Sweet 16
2012-13	South Carolina	25-8	11-5	T-4th	NCAA 2nd Round
2013-14	South Carolina	29-5	14-2	1st	NCAA Sweet 16
2014-15	South Carolina	27-1	15-0		
Career	15th season	320-152	166-67		
At SC	7th season	148-72	67-42		



ALAINA COATES

6-4 • Sophomore • Center
Irmo, S.C. • Dutch Fork

- Has started five games this season
- Second in the SEC with 11 double-doubles, ranking 42nd in the nation ... is third in the SEC in rebounds and 21st in scoring ... among top 10 in blocks (3rd, 1.6/gm) and offensive rebounds (10th, 2.9 gm)
- Has scored in double figures 16 times and posted double-digit rebounds 13 times
- Has been the team's top scorer twice – Southern Cal, at Alabama
- Has led team in rebounds 14 times – Southern Cal, Clemson, Wisconsin, Charlotte, at Duke, Savannah State, at Hampton, Auburn, at Florida, Texas A&M, Alabama, at Ole Miss, at Arkansas, Mississippi St.
- Scored six straight points in second half to put #11/13 Mississippi State (Feb. 26) away
- Grabbed three of her six rebounds against #6/6 Tennessee (Feb. 23) in final 2:00 to help seal victory
- Scored on back-to-back possessions after the Razorbacks had pulled within 10 late in the second half at Arkansas (Feb. 19) as part of her 11th double-double of the season
- Needed just nine second-half minutes to score 12 of her total 14 points against Vanderbilt (Feb. 15)
- Owned the glass in second half against LSU (Feb. 12), grabbing seven of her eight boards in the final 20 minutes
- Hit all four free throw attempts on two possessions that sparked a 28-13 run to close the first half at Ole Miss (Feb. 1), turning an eight-point deficit into a seven-point halftime lead
- Matched her career high with five blocked shots against Alabama (Jan. 29)
- Had her best game against a ranked team this season with a double-double against #12/10 Texas A&M (Jan. 26), including nine points and six rebounds in second half to help deliver victory
- Dominated Florida's (Jan. 19) frontline on the glass for her fifth game of 13 or more rebounds
- Hit all six of her free throw attempts in final 2:00 at Missouri (Jan. 15) to seal Gamecocks' win
- Grabbed a pair of rebounds during game-changing 5-0 run midway through second half of win over #10/11 Kentucky (Jan. 11)
- Reeled in season-high 14 rebounds in SEC opener against Auburn (Jan. 2) with seven in each half en route to seventh double-double of the season
- Posted third-straight double-double against Central Michigan (Dec. 20), including 12 points in the second half
- After just six minutes of first-half play at Hampton (Dec. 17), posted 12 points and nine rebounds to hold off

2014-15 Game-by-Game

Opponent	Date	GS	MIN	FG-A	3FG-A	FT-A	Reb	A	TO	B	S	TP
Southern Cal	11/15	*	30	6-8	0-0	6-6	4-9-13	0	1	2	0	18
Clemson	11/20	*	20	4-10	0-0	4-7	4-6-10	2	0	2	0	12
San Diego St.	11/23		18	5-8	0-0	0-1	2-3-5	0	1	0	0	10
vs. Wisconsin	11/27	*	17	3-7	0-0	1-4	4-5-9	0	0	1	0	7
vs. Syracuse	11/28	*	13	0-0	0-0	0-0	0-1-1	0	0	0	0	0
NC Central	12/1	*	21	4-7	0-0	1-2	0-5-5	1	1	2	0	9
Charlotte	12/4		23	4-7	0-0	7-10	5-8-13	3	1	2	0	15
at Duke	12/7		22	2-6	0-0	3-5	3-7-10	0	1	1	2	7
vs. Savannah St.	12/14		17	7-8	0-0	6-9	3-7-10	1	2	1	0	20
at Hampton	12/17		21	4-9	0-0	4-6	3-10-13	0	4	3	0	12
vs. C. Michigan	12/20		21	7-10	0-0	2-4	3-7-10	2	1	2	1	16
vs. Liberty	12/21		24	2-10	0-0	7-8	4-2-6	2	1	1	1	11
Auburn	1/2		20	3-4	0-0	5-9	5-9-14	0	0	1	1	11
at LSU	1/4		14	2-2	0-0	3-4	1-3-4	0	3	2	0	7
at Alabama	1/8		21	7-8	0-0	6-6	2-1-3	1	0	3	0	20
Kentucky	1/11		21	1-5	0-0	1-2	3-3-6	0	1	2	1	3
at Missouri	1/15		22	4-7	0-0	7-8	4-3-7	0	2	0	0	15
at Florida	1/19		21	3-5	0-0	0-1	2-11-13	1	3	2	3	6
Texas A&M	1/26		23	3-8	0-0	6-8	5-6-11	3	0	1	1	12
Alabama	1/29		25	5-7	0-0	4-5	1-9-10	1	3	5	1	14
at Ole Miss	2/1		24	2-5	0-0	6-7	5-5-10	1	2	2	1	10
at Georgia	2/5											
at UConn	2/9		19	3-6	0-0	0-0	2-1-3	1	1	1	0	6
LSU	2/12		19	1-7	0-0	4-4	2-6-8	1	4	2	0	6
Vanderbilt	2/15		17	6-9	0-0	2-3	2-1-3	1	1	1	0	14
at Arkansas	2/19		27	5-8	0-0	4-5	3-8-11	0	3	1	0	14
Tennessee	2/23		22	3-6	0-0	1-2	3-3-6	1	2	1	1	7
Mississippi St.	2/26		21	3-6	0-0	4-7	3-4-7	1	0	1	2	10

Career Stats at South Carolina

Year	GP	GS	Min	Avg	FG	FGA	Pct	3FG	FGA	Pct	FT	FTA	Pct	Off	Def	Tot	Avg	PF	FO	A	TO	Blk	Stl	Pts	Avg
2013-14	34	1	668	19.6	148	242	.612	0	0	—	121	185	.654	82	203	285	8.4	83	1	11	57	73	17	417	12.3
2014-15	27	5	563	20.9	99	183	.541	0	0	—	94	133	.707	78	143	221	8.2	46	0	23	38	42	15	292	10.8
Career Totals	61	6	1231	20.2	247	425	.581	0	0	—	215	318	.676	160	346	506	8.3	129	1	34	95	115	32	709	11.6

#41

Career Highlights

No. 25 Player in the Nation, espnW (2014-15)
 2015 Naismith Trophy Top 50 Watch List
 2015 Preseason All-SEC
 2014 SEC Co-6th Player of the Year (Coaches)
 2014 SEC Freshman of the Year (Coaches, AP)
 2014 Freshman All-America First Team (Full Court)
 2014 SEC All-Freshman Team
 2014 All-SEC Second Team (Coaches)
 5-time SEC Freshman of the Week

	Season	Career	Miscellaneous
Double-Double	11	21	
20+ Points	2	8	
10+ Points	17	40	
10+ Rebounds	13	24	
5+ Blocks	1	3	
Tm-High Points	2	9	
Tm-High Rebs.	14	32	

	Career Highs
Pts	24, 2x, last vs. Ole Miss, 1/30/14
Rebs	17 vs. Kentucky, 1/9/14
Blks	5, 3x, last vs. Alabama, 1/29/15
Stls	3, 2x, last at Florida, 1/19/15
Assts	3, 2x, last vs. Texas A&M, 1/26/15
Min	30 vs. Southern Cal, 11/15/14
FG	11 vs. Vanderbilt, 1/5/14
FT	11 at San Diego St., 11/23/13

	14-15 Season Highs
Pts	20, 2x, last at Alabama, 1/8
Rebs	14 vs. Auburn, 1/2
Blks	5 vs. Alabama, 1/29
Stls	3 at Florida, 1/19
Assts	3, 2x, last vs. Texas A&M, 1/26
Min	30 vs. Southern Cal, 11/15
FG	7, 3x, last at Alabama, 1/8
FT	7, 3x, last at Missouri, 1/15

	SEC Career Highs
Pts	24, 2x, last vs. Ole Miss, 1/30/14
Rebs	17 vs. Kentucky, 1/9/14
Blks	5, 3x, last vs. Alabama, 1/29/15
Stls	3, 2x, last at Florida, 1/19/15
Assts	3 vs. Texas A&M, 1/26/15
Min	28 vs. Vanderbilt, 1/5/14
FG	11 vs. Vanderbilt, 1/5/14
FT	8, 2x, last vs. Georgia, 2/27/14

Lady Pirates in the second half en route to second-straight double-double

- Grabbed six of her team-high 10 rebounds at #9/8 Duke (Dec. 7) in the second half, including two defensive in the critical final two minutes of the comeback win
- Responded to coming off the bench against Charlotte (Dec. 4) with a double-double and a career-high three assists in 23 minutes
- Shook off slow start vs. Clemson (Nov. 20) to finish with 12 points and 10 rebounds – eight points and seven rebounds of which came in second half
- Drew start in season opener vs. Southern Cal (Nov. 15) and delivered a double-double, scoring six unanswered points late in first half to help Gamecocks take lead into halftime



BIANCA CUEVAS

5-6 • Freshman • Guard
Bronx, N.Y. • Nazareth Regional

- Played in every game this season
- Averaging 6.9 points in SEC play, besting her non-conference average of 4.5
- Has scored in double figures seven times, including one 20-point game
- Has been the team's top scorer twice - at Ole Miss, at Georgia
- Has led team in assists five times – San Diego State, vs. Central Michigan, at Florida, Alabama, Vanderbilt
- Countered tough shooting day against Vanderbilt (Feb. 15) by tying career high with five assists and swiping three steals
- Paced offense for second-straight game with 16 points at #22/21 Georgia (Feb. 5) with nine of those coming during 14-2 run the broke open 7-7 game
- Scored the last six points of the first half at Ole Miss (Feb. 1) in just one minute en route to 21 points, nearly double her previous career high points
- Handed out four of her career-high tying five assists against Alabama (Jan. 29) in the first half, her highest total in SEC action
- Scored seven of her 11 points at Florida (Jan. 19) during a 14-4 second-half run
- Added three free throws to the late-game effort in win at Missouri (Jan. 15)
- Scored six of her 10 points against Auburn (Jan. 2) during 14-4 first-half run and added three during second-half rally after Tigers got within eight points with 12 minutes to play
- Dished out three of her fours assists in just 10 minutes of first-half action against Central Michigan (Dec. 20)
- Scored eight of her 12 points at Hampton (Dec. 17) in the second half, including a pair of 3s during key run late in the game
- Swiped four steals against Savannah State (Dec. 14), including three in a two-minute span midway through the first half to help Gamecocks build an insurmountable lead
- Handed out five assists against NC Central (Dec. 1), her second time this season
- Posted 11 points against San Diego State (Nov. 23) while leading team with five assists and four steals as well
- Strong outing against Clemson (Nov. 20) with no turnovers and a pair of 3s
- Came off the bench to play five minutes against Southern Cal (Nov. 15)

2014-15 Game-by-Game

Opponent	Date	GS	MIN	FG-A	3FG-A	FT-A	Reb	A	TO	B	S	TP
Southern Cal	11/15	5	0-3	0-2	0-1	0-1-1	0	1	0	1	0	0
Clemson	11/20	17	4-10	2-6	0-0	1-2-3	2	0	0	2	10	10
San Diego St.	11/23	17	4-6	1-3	2-2	0-3-3	5	1	0	4	11	11
vs. Wisconsin	11/27	14	1-5	0-2	0-0	1-0-1	1	0	0	0	2	2
vs. Syracuse	11/28	9	0-4	0-3	0-0	0-0-0	0	0	0	0	0	0
NC Central	12/1	20	1-4	1-4	1-2	0-1-1	5	1	2	3	4	4
Charlotte	12/4	6	0-2	0-0	0-0	0-1-1	1	1	0	0	0	0
at Duke	12/7	3	0-0	0-0	0-0	0-0-0	0	2	0	1	0	0
vs. Savannah St.	12/14	18	4-7	0-1	1-1	0-1-1	0	3	0	4	9	9
at Hampton	12/17	19	5-6	2-3	0-0	0-1-1	1	2	0	1	12	12
vs. C. Michigan	12/20	18	1-7	0-4	0-0	1-0-1	4	1	0	2	2	2
vs. Liberty	12/21	17	2-4	1-2	1-2	0-1-1	3	1	0	1	6	6
Auburn	1/2	20	4-8	0-2	2-3	0-0-0	1	2	1	1	10	10
at LSU	1/4	18	2-8	1-4	3-3	0-1-1	2	2	0	2	8	8
at Alabama	1/8	15	1-5	1-4	4-4	1-2-3	3	0	0	0	7	7
Kentucky	1/11	5	1-3	0-0	0-0	0-0-0	0	1	0	0	2	2
at Missouri	1/15	15	1-5	0-0	3-4	1-1-2	1	1	0	1	5	5
at Florida	1/19	19	4-8	1-3	2-2	0-2-2	4	1	0	0	11	11
Texas A&M	1/26	16	2-5	0-0	0-0	0-2-2	1	3	0	1	4	4
Alabama	1/29	22	3-6	0-2	0-0	3-1-4	5	5	0	2	6	6
at Ole Miss	2/1	24	5-8	2-4	9-11	1-3-4	0	2	0	1	21	21
at Georgia	2/5	20	7-14	2-4	0-1	1-3-4	2	2	0	2	16	16
at UConn	2/9	22	1-6	0-1	0-0	0-0-0	1	1	0	0	2	2
LSU	2/12	21	4-8	0-1	0-1	0-2-2	0	4	0	2	8	8
Vanderbilt	2/15	21	0-5	0-1	4-4	2-1-3	5	3	0	3	4	4
at Arkansas	2/19	2	0-1	0-0	0-0	0-0-0	0	0	0	0	0	0
Tennessee	2/23	12	0-6	0-0	0-0	0-1-1	1	1	0	1	0	0
Mississippi St.	2/26	10	1-4	0-1	0-0	0-1-1	0	3	0	1	2	2

Career Stats at South Carolina

Year	GP	GS	Min	Avg	FG	FGA	Pct	3FG	FGA	Pct	FT	FTA	Pct	Off	Def	Tot	Avg	PF	FO	A	TO	Blk	Stl	Pts	Avg
2014-15	28	0	425	15.2	58	158	.367	14	57	.246	32	41	.780	12	31	43	1.5	34	0	48	44	3	36	162	5.8

#1

Career Highlights

No. 35 recruit in 2014 class (espnW)
2014 High School All-America (McDonald's)

	Season	Career	Miscellaneous
20+ Points	1	1	
10+ Points	7	7	
5+ Assists	4	4	
5+ Steals	0	0	
Tm-High Pts.	2	2	
Tm-High Assts.	5	5	

		Career Highs
Pts	21 at Ole Miss, 2/1/15	
Rebs	4, 4x, last at Georgia, 2/5/15	
Stls	4, 2x, last vs. Savannah St., 12/14/14	
Assts	5, 4x, last vs. Vanderbilt, 2/15/15	
Blks	2 vs. NC Central, 12/1/14	
Min	24 at Ole Miss, 2/1/15	
FG	7 at Georgia, 2/5/15	
3FG	2, 4x, last at Georgia, 2/5/15	
FT	9 at Ole Miss, 2/1/15	

		SEC Career Highs
Pts	21 at Ole Miss, 2/1/15	
Rebs	4, 3x, last at Georgia, 2/5/15	
Blks	1 vs. Auburn, 1/2/15	
Stls	3 vs. Vanderbilt, 2/15/15	
Assts	5, 2x, last vs. Vanderbilt, 2/15/15	
Min	24 at Ole Miss, 2/1/15	
FG	7 at Georgia, 2/5/15	
3FG	2, 2x, last at Georgia, 2/5/15	
FT	9 at Ole Miss, 2/1/15	



TIFFANY DAVIS

5-7 • Sophomore • Guard
Houston, Texas • Westbury Christian

- Has played in 14 games this season, missed the last two games due an ankle injury
- Scored a season-high four points in just four minutes at Alabama (Jan. 8), hitting a 3 for the second time in as many games
- Draining a 3 from the top of the key as the shot clock was winding down to help hold off Lady Tigers' rally late in first half at LSU (Jan. 4)
- Tied season high with three points, all on free throws, against Savannah State (Dec. 14)
- Made her season debut against Clemson (Nov. 20), hitting a second-half 3 and handing out a pair of assists in just eight minutes.

2014-15 Game-by-Game

Opponent	Date	GS	MIN	FG-A	3FG-A	FT-A	Reb	A	TO	B	S	TP
Southern Cal	11/15											
— DNP (Coach's Decision) —												
Clemson	11/20		8	1-2	1-2	0-0	0-1-1	2	0	0	0	3
San Diego St.	11/23		8	0-3	0-2	0-1	2-0-2	1	2	0	0	0
vs. Wisconsin	11/27		6	1-2	0-1	0-0	0-0-0	0	1	0	0	2
vs. Syracuse	11/28											
— DNP (Coach's Decision) —												
NC Central	12/1		6	0-1	0-1	0-0	0-1-1	1	0	0	0	0
Charlotte	12/4											
— DNP (Coach's Decision) —												
at Duke	12/7											
— DNP (Coach's Decision) —												
vs. Savannah St.	12/14		10	0-0	0-0	3-4	0-1-1	1	0	0	0	3
at Hampton	12/17		3	0-0	0-0	0-0	0-1-1	0	2	0	0	0
vs. C. Michigan	12/20		4	0-0	0-0	0-0	0-0-0	0	0	0	0	0
vs. Liberty	12/21		5	0-0	0-0	0-0	1-0-1	0	0	0	0	0
Auburn	1/2		1	0-0	0-0	0-0	0-0-0	0	0	0	0	0
at LSU	1/4		11	1-1	1-1	0-0	0-3-3	2	3	0	0	3
at Alabama	1/8		4	1-1	1-1	1-2	1-0-1	0	0	0	0	4
Kentucky	1/11		1	0-0	0-0	0-0	0-0-0	0	0	0	0	0
at Missouri	1/15											
— DNP (Coach's Decision) —												
at Florida	1/19		6	1-2	1-2	0-0	0-2-2	0	1	0	0	3
Texas A&M	1/26		4	0-1	0-1	2-2	0-2-2	0	0	0	0	2
Alabama	1/29											
— DNP (Coach's Decision) —												
at Ole Miss	2/1											
— DNP (Injury) —												
at Georgia	2/5											
— DNP (Coach's Decision) —												
at UConn	2/9											
— DNP (Coach's Decision) —												
LSU	2/12											
— DNP (Coach's Decision) —												
Vanderbilt	2/15											
— DNP (Coach's Decision) —												
at Arkansas	2/19											
— DNP (Coach's Decision) —												
Tennessee	2/23											
— DNP (Injury) —												
Mississippi St.	2/26											
— DNP (Injury) —												

Career Stats at South Carolina

Year	GP	GS	Min	Avg	FG	FGA	Pct	3FG	FGA	Pct	FT	FTA	Pct	Off	Def	Tot	Avg	PF	FO	A	TO	Blk	Stl	Pts	Avg
2012-13	3	0	40	13.3	4	8	.500	1	4	.250	3	4	.750	1	3	4	1.3	2	0	4	2	0	5	12	4.0
2013-14	32	7	356	11.1	23	59	.390	12	30	.400	19	26	.731	5	27	32	1.0	29	0	29	40	1	4	77	2.4
2014-15	14	0	77	5.5	5	13	.385	4	11	.364	6	9	.667	4	11	15	1.1	5	0	7	9	0	0	20	1.4
Career Totals	49	7	473	9.7	32	80	.400	17	45	.378	28	39	.718	10	41	51	1.0	36	0	40	51	1	9	109	2.2

#15

	Season	Career
10+ Points	0	1
5+ Assists	0	0
5+ Steals	0	1
Tm-High Pts.	0	0
Tm-High Assts.	0	0

Miscellaneous

Pts	11 vs. Ole Miss, 1/30/14
Rebs	6 at Arkansas, 1/2/14
Blks	1 vs. Charleston Southern, 11/8/13
Stls	5 vs. Elon, 11/9/12
Assts	3, 4x, last vs. SC State, 12/22/13
Min	30 at Arkansas, 1/2/14
FG	3 vs. Savannah State, 12/28/13
3FG	2, 3x, last vs. Ole Miss, 1/30/14
FT	5 vs. Ole Miss, 1/30/14

Career Highs

Pts	4 at Alabama, 1/8
Rebs	3 at LSU, 1/4
Blks	
Stls	
Assts	2, 2x, last at LSU, 1/4
Min	11 at LSU, 1/4
FG	1, 5x, last at Florida, 1/19
3FG	1, 4x, last at Florida, 1/19
FT	3 vs. Sav. St., 12/14

14-15 Season Highs

Pts	11 vs. Ole Miss, 1/30/14
Rebs	6 at Arkansas, 1/2/14
Blks	2 vs. Ole Miss, 1/30/14
Stls	
Assts	2, 4x, last at LSU, 1/4/15
Min	30 at Arkansas, 1/2/14
FG	2, 2x, last at Miss. St., 2/6/14
3FG	2 vs. Ole Miss, 1/30/14
FT	5 vs. Ole Miss, 1/30/14

SEC Career Highs



ASIA DOZIER

6-0 • Junior • Guard/Forward
Columbia, S.C. • Spring Valley

- Voted team captain
- Has played in every game, joining the starting lineup against Charlotte (Dec. 4)
- Has led team in assists three times – vs. Wisconsin, vs. Liberty, Auburn
- Has led team in scoring one time – at Duke
- Has scored in double figures three times
- Drove the lane at the end of the shot clock then hit a tough runner in the lane on back-to-back possessions after #11/13 Mississippi State (Feb. 26) closed within three points midway through the first half, kicking off 12-2 run
- Scored five of team's first eight points in second half against #6/6 Tennessee (Feb. 23) then hit two free throws with :07 left to seal the victory
- Provided critical outside shooting to win at Arkansas (Feb. 19), hitting 3-of-4 from 3-point range
- Buried a clutch 3 from the top of the key after Missouri (Jan. 15) had pulled within two points in the second half
- Hit a 3 from the right corner midway through second half against Kentucky (Jan. 11) to allow Gamecocks to hold the lead
- Single-handedly held off the Crimson Tide for first four minutes at Alabama (Jan. 8), scoring eight of her SEC career-high 15 points to keep the game tied early ... best shooting game of the season, hitting 6-of-8 from the field, including 3-of-5 from 3-point range
- Tied for team-high honors with four assists against Auburn (Jan. 2), improving her career record as team's assist leader to 13-0, and hit early 3 to spark first-half offense
- Played solid all-around game against Liberty (Dec. 21), turning just 17 minutes on the floor into four rebounds, team-high four assists and three points
- Scored all of her team-high 11 points at #9/8 Duke (Dec. 7) in the second half of the comeback victory
- Made her first start of the season against Charlotte (Dec. 4) and struggled shooting the ball, but was solid defensively and handed out three assists
- Hit a 3 from the top of the arc to put the Gamecocks ahead of #22/22 Syracuse (Nov. 28) with under two minutes to play, her only points of the night

2014-15 Game-by-Game

Opponent	Date	GS	MIN	FG-A	3FG-A	FTA	Reb	A	TO	B	S	TP
Southern Cal	11/15	14	0-3	0-2	0-0	0-0-0	1	2	0	0	0	0
Clemson	11/20	16	1-2	1-2	0-0	0-1-1	4	0	0	0	3	
San Diego St.	11/23	16	2-3	1-2	0-1	0-0-0	4	1	0	1	5	
vs. Wisconsin	11/27	15	3-5	1-2	0-0	0-0-0	4	1	0	0	7	
vs. Syracuse	11/28	7	1-1	1-1	0-0	0-0-0	1	0	0	0	3	
NC Central	12/1	16	5-6	3-4	1-1	0-0-0	1	1	0	2	14	
Charlotte	12/4	*	18	0-4	0-3	0-0	0-0-0	3	1	0	1	0
at Duke	12/7	*	22	4-7	2-5	1-2	0-0-0	0	2	0	1	11
vs. Savannah St.	12/14	*	15	0-2	0-1	0-0	0-0-0	2	0	0	0	0
at Hampton	12/17	*	17	1-5	1-4	0-0	0-0-0	2	1	1	0	3
vs. C. Michigan	12/20	*	22	2-6	0-2	0-0	0-1-1	2	1	0	1	4
vs. Liberty	12/21	*	17	1-2	1-2	0-0	1-3-4	4	0	0	1	3
Auburn	1/2	*	16	2-6	1-3	0-0	0-0-0	4	2	0	1	5
at LSU	1/4	*	12	1-3	1-3	0-0	0-0-0	1	1	0	0	3
at Alabama	1/8	*	24	6-8	3-5	0-0	0-2-2	2	1	0	2	15
Kentucky	1/11	*	16	2-7	1-4	0-0	0-4-4	2	2	1	0	5
at Missouri	1/15	*	30	1-5	1-4	0-0	0-3-3	0	1	0	0	3
at Florida	1/19	*	14	1-2	0-1	0-0	0-0-0	0	0	0	0	2
Texas A&M	1/26	*	10	0-1	0-0	0-0	0-1-1	1	3	0	0	0
Alabama	1/29	*	15	1-3	1-3	2-2	0-1-1	3	0	0	1	5
at Ole Miss	2/1	*	11	0-1	0-1	0-0	0-1-1	2	1	0	0	0
at Georgia	2/5	*	19	0-4	0-4	0-0	0-4-4	0	1	1	0	0
at UConn	2/9	*	16	1-3	0-0	0-0	0-1-1	1	0	0	1	2
LSU	2/12	*	11	1-2	0-1	0-0	0-0-0	1	0	0	1	2
Vanderbilt	2/15	*	13	0-3	0-3	0-0	0-0-0	1	0	0	0	0
at Arkansas	2/19	*	12	3-4	3-4	0-0	0-2-2	1	1	0	0	9
Tennessee	2/23	*	24	2-6	1-4	2-2	1-2-3	1	0	0	1	7
Mississippi St.	2/26	*	15	2-5	0-3	0-1	0-1-1	1	2	0	1	4

Career Stats at South Carolina

Year	GP	GS	Min	Avg	FG	FGA	Pct	3FG	FGA	Pct	FT	FTA	Pct	Off	Def	Tot	Avg	PF	FO	A	TO	Blk	Stl	Pts	Avg
2012-13	31	0	398	12.8	28	134	.209	16	91	.176	11	24	.458	19	42	61	2.0	35	1	25	20	4	8	83	2.7
2013-14	34	32	911	26.8	72	211	.341	33	103	.320	28	44	.636	18	77	95	2.8	63	0	92	68	7	21	205	6.0
2014-15	28	21	453	16.2	43	109	.394	23	73	.315	6	9	.667	2	27	29	1.0	19	0	50	25	3	15	115	4.1
Career Totals	93	53	1762	18.9	143	454	.315	72	267	.270	45	77	.584	39	146	185	1.9	117	1	167	113	14	44	403	4.3

#31

	Season	Career
10+ Points	3	12
10+ Rebounds	0	1
5+ Assists	0	8
Tm-High Pts.	1	2
Tm-High Assts.	3	13

Miscellaneous

Pts 16, 2x, last at San Diego St., 11/23/13
Rebs 10 vs. Elon, 11/9/12
Blks 1, 12x, last at Hampton, 12/17/14
Stls 2, 6x, last vs. NC Central, 12/1/14
Assts 6, 2x, last vs. Georgia, 3/7/14
Min 40 at Arkansas, 1/2/14
FG 6, 2x, last at Alabama, 1/8/15
3FG 4 at San Diego St., 11/23/13
FT 4, 2x, last vs. Oregon St., 3/25/14

Career Highs

Pts 15 at Alabama, 1/8
Rebs 4, 3x, last at Georgia, 2/5
Blks 1, 3x, last at Georgia, 2/5
Stls 2, 2x, last at Alabama, 1/8
Assts 4, 5x, last vs. Auburn, 1/2
Min 30 at Missouri, 1/15
FG 6 at Alabama, 1/8
3FG 3, 3x, last at Arkansas, 2/19
FT 2, 2x, last vs. Tennessee, 2/23

14-15 Season Highs

Pts 15 at Alabama, 1/8/15
Rebs 6, 2x, last vs. Florida, 2/23/14
Blks 1, 8x, last at Georgia, 2/5/15
Stls 2 at Alabama, 1/8/15
Assts 6, 2x, last vs. Georgia, 3/7/14
Min 40 at Arkansas, 1/2/14
FG 6 at Alabama, 1/8/15
3FG 3, 3x, last at Arkansas, 2/19/15
FT 2, 5x, last vs. Tennessee, 2/23/15

SEC Career Highs

- Hit 3-of-5 from the field and handed out four assists in just 15 minutes against Wisconsin (Nov. 27)
- Dished out four assists in just 16 minutes against San Diego State (Nov. 23)
- Handed out four assists against Clemson in just 16 minutes (Nov. 20)



KAYDRA DUCKETT

5-8 • Freshman • Guard
Columbia, S.C. • Dreher

- Has played in 16 games this season, including nine SEC games
- Made her SEC debut at LSU (Jan. 4)
- Grabbed four rebounds in just seven minutes off the bench against Savannah State (Dec. 14)
- Scored first career points against NC Central (Dec. 1)
- Made her college debut against Clemson (Nov. 20), but was limited to three minutes with an ankle injury

2014-15 Game-by-Game

Opponent	Date	GS	MIN	FG-A	3FG-A	FT-A	Reb	A	TO	B	S	TP
Southern Cal	11/15											
Clemson	11/20	3	0-0	0-0	0-0	0-0	1	0	0	0	0	0
San Diego St.	11/23											
vs. Wisconsin	11/27	2	0-0	0-0	0-0	0-0	0	0	0	0	0	0
vs. Syracuse	11/28											
NC Central	12/1	4	1-1	0-0	0-0	0-1	1	0	1	0	1	2
Charlotte	12/4	1	0-0	0-0	0-0	0-0	0	0	0	0	0	0
at Duke	12/7											
vs. Savannah St.	12/14	7	0-3	0-0	2-2	2-2	4	1	0	1	0	2
at Hampton	12/17											
vs. C. Michigan	12/20	1	0-0	0-0	0-0	0-1	0	0	1	0	0	0
vs. Liberty	12/21	4	0-1	0-0	0-0	0-0	0	0	0	0	1	0
Auburn	1/2											
at LSU	1/4	1	0-0	0-0	0-0	0-0	0	0	0	0	0	0
at Alabama	1/8	4	0-0	0-0	0-0	0-1	0	0	0	0	0	0
Kentucky	1/11											
at Missouri	1/15											
at Florida	1/19	4	0-1	0-0	0-0	0-0	0	0	0	0	0	0
Texas A&M	1/26	2	0-0	0-0	0-0	0-0	0	0	0	0	0	0
Alabama	1/29	3	0-1	0-1	0-0	0-0	0	0	0	0	0	0
at Ole Miss	2/1	1	0-0	0-0	0-0	0-0	0	0	0	0	0	0
at Georgia	2/5	4	0-1	0-0	0-2	0-1	0	0	0	0	0	0
at UConn	2/9	1	0-1	0-0	0-0	1-0	1	0	0	0	1	0
LSU	2/12											
Vanderbilt	2/15	3	0-2	0-0	0-0	1-0	1	0	0	0	0	0
at Arkansas	2/19											
Tennessee	2/23											
Mississippi St.	2/26											

Career Stats at South Carolina

Year	GP	GS	Min	Avg	FG	FGA	Pct	3FG	FGA	Pct	FT	FTA	Pct	Off	Def	Tot	Avg	PF	FO	A	TO	Blk	Stl	Pts	Avg
2014-15	16	0	44	2.8	1	11	.091	0	1	.000	2	4	.500	4	6	10	0.6	4	0	2	1	2	3	4	0.3

#3

Career Highlights

No. 32 recruit in 2014 class (espnW)
2014 High School All-America (McDonald's)

	Season	Career	Miscellaneous
10+ Points	0	0	
5+ Assists	0	0	
5+ Steals	0	0	
Tim-High Pts.	0	0	
Tim-High Assts.	0	0	

	Career Highs
Pts	2, 2x, last vs. Sav. St., 12/14/14
Rebs	4 vs. Savannah St., 12/14/14
Blks	1, 2x, last vs. C. Michigan, 12/20/14
Stls	1, 3x, last at UConn, 2/9/15
Assts	1, 2x, last vs. Sav. St., 12/14/14
Min	7 vs. Savannah St., 12/14/14
FG	1 vs. NC Central, 12/1/14
3FG	
FT	2 vs. Savannah St., 12/14/14

	SEC Highs
Pts	
Rebs	1, 3x, last vs. Vanderbilt, 2/15/15
Blks	
Stls	
Assts	
Min	4, 3x, last at Georgia, 2/5/15
FG	
FT	



INDIA FARMER

6-0 • Sophomore • Forward
N. Myrtle Beach, S.C. • N. Myrtle Beach

- Has played in 13 games this season, including five SEC games
- Added a pair of free throws to win at Florida (Jan. 19)
- Scored first point of the season with a free throw against San Diego State (Nov. 23)
- Made season debut vs. Clemson (Nov. 20)

2014-15 Game-by-Game

Opponent	Date	GS	MIN	FG-A	3FG-A	FT-A	Reb	A	TO	B	S	TP
Southern Cal	11/15											
— DNP (Coach's Decision) —												
Clemson	11/20		4	0-0	0-0	0-0	1-0-1	0	0	0	0	0
San Diego St.	11/23		3	0-0	0-0	1-2	0-0-0	0	0	0	0	1
vs. Wisconsin	11/27		2	0-0	0-0	0-0-0	0	0	0	0	0	0
vs. Syracuse	11/28											
— DNP (Coach's Decision) —												
NC Central	12/1		2	0-0	0-0	0-0	1-1-2	0	0	0	0	0
Charlotte	12/4		2	0-0	0-0	0-0	0-0-0	0	1	0	0	0
at Duke	12/7											
— DNP (Coach's Decision) —												
vs. Savannah St.	12/14		4	0-2	0-2	1-2	1-1-2	0	0	0	0	1
at Hampton	12/17											
— DNP (Coach's Decision) —												
vs. C. Michigan	12/20		1	0-0	0-0	0-0	0-0-0	0	0	0	0	0
vs. Liberty	12/21		4	0-0	0-0	0-0	0-0-0	0	0	0	0	0
Auburn	1/2		2	0-0	0-0	0-0	0-1-1	0	0	0	0	0
at LSU	1/4		2	0-0	0-0	0-0	0-0-0	0	0	0	0	0
at Alabama	1/8		4	0-1	0-0	0-0	1-0-1	0	0	0	0	0
Kentucky	1/11											
— DNP (Coach's Decision) —												
at Missouri	1/15											
— DNP (Coach's Decision) —												
at Florida	1/19		4	0-0	0-0	2-2	0-0-0	0	0	0	1	2
Texas A&M	1/26											
— DNP (Coach's Decision) —												
Alabama	1/29											
— DNP (Coach's Decision) —												
at Ole Miss	2/1		1	0-0	0-0	0-0	0-0-0	0	0	0	0	0
at Georgia	2/5											
— DNP (Coach's Decision) —												
at UConn	2/9											
— DNP (Coach's Decision) —												
LSU	2/12											
— DNP (Coach's Decision) —												
Vanderbilt	2/15											
— DNP (Coach's Decision) —												
at Arkansas	2/19											
— DNP (Coach's Decision) —												
Tennessee	2/23											
— DNP (Coach's Decision) —												
Mississippi St.	2/26											
— DNP (Coach's Decision) —												

Career Stats at South Carolina

Year	GP	GS	Min	Avg	FG	FGA	Pct	3FG	FGA	Pct	FT	FTA	Pct	Off	Def	Tot	Avg	PF	FO	A	TO	Blk	Stl	Pts	Avg
2013-14	18	0	48	2.7	2	7	.286	2	4	.500	0	0	—	2	4	6	0.3	4	0	0	1	1	0	6	0.3
2014-15	13	0	34	2.6	0	3	.000	0	2	.000	4	6	.667	4	3	7	0.5	1	0	0	1	0	1	4	0.3
Career Totals	31	0	82	2.6	2	10	.200	2	6	.333	4	6	.667	6	7	13	0.4	5	0	0	2	1	1	10	0.3

#0

	Season	Career
10+ Points	0	0
10+ Rebounds	0	0
5+ Blocks	0	0
Tm-High Pts.	0	0
Tm-High Rebs.	0	0

Miscellaneous

Pts3, 2x, last vs. Alabama, 1/19/14
Rebs 3 vs. NC Central, 12/2/13
Blks 1 vs. Savannah State, 12/28/13
Stls 1 at Florida, 1/19/15
Assts
Min 11 vs. NC Central, 12/2/13
FG 1, 2x, last vs. Alabama, 1/19/14
3FG 1, 2x, last vs. Alabama, 1/19/14
FT 2 at Florida, 1/19/15

Career Highs

Pts 2 at Florida, 1/19
Rebs 2, 2x, last vs. Sav. St., 12/14
Blks
Stls 1 at Florida, 1/19
Assts
Min 4, 5x, last at Florida, 1/19
FG
3FG
FT 2 at Florida, 1/19

14-15 Season Highs

Pts 3 vs. Alabama, 1/19/14
Rebs 1, 4x, last at Alabama, 1/8/15
Blks
Stls 1 at Florida, 1/19/15
Assts
Min 4, 2x, last at Florida, 1/19/15
FG 1 vs. Alabama, 1/19/14
3FG
FT 2 at Florida, 1/19

SEC Career Highs



OLIVIA GAINES

5-7 • Senior • Guard
Chester, S.C. • Louisburg College (N.C.)

- Has played in all but two contests this season, notching a pair of starts (San Diego State, Mississippi State)
- Played great on Senior Night, getting the start to score a career-high nine points and locking down #11/13 Mississippi State's (Feb. 26) top scorer
- Had a perfect shooting night (2-2 FG, 2-2 FT) en route to SEC career-high six points against Alabama (Jan. 29)
- Tied her SEC career high with three assists at Alabama (Jan. 8)
- Saw a season-high 19 minutes at LSU (Jan. 4) dishing out all three of her assists in the first half while Sessions was out with foul trouble
- Was integral to 10-0 second-half run that stopped Auburn (Jan. 2) from coming back after pulling within eight with 12 minutes to play, scoring the first and last points of the spurt in addition to usual defensive pressure
- Matched her career high with three steals against Liberty (Dec. 21), all in the second half, while also handing out three assists in the final 20 minutes of action
- Picked up two steals in just one minute of high-pressure defense at #9/8 Duke (Dec. 7), including the one with 12 seconds left and the Gamecocks down by one, then called a timeout to set up the winning play
- Handed out three assists in just 12 minutes against Wisconsin (Nov. 27)
- Drew her second career start against San Diego State (Nov. 23), picking up a pair of steals
- Came off the bench for one minute of high-pressure defense late in the opener against Southern Cal (Nov. 15)

2014-15 Game-by-Game

Opponent	Date	GS	MIN	FG-A	3FG-A	FT-A	Reb	A	TO	B	S	TP
Southern Cal	11/15	1	0-0	0-0	0-0	0-0-0	0	0	0	0	0	0
Clemson	11/20	10	0-4	0-0	0-0	3-2-5	2	2	0	1	0	0
San Diego St.	11/23	*	16	0-2	0-0	0-0	1-1-2	1	2	0	2	0
vs. Wisconsin	11/27	12	0-1	0-0	0-0	0-1-1	3	0	0	2	0	0
vs. Syracuse	11/28	2	0-0	0-0	0-0	0-0-0	0	0	0	0	0	0
NC Central	12/1	7	2-3	0-0	0-0	0-1-1	0	1	0	0	0	4
Charlotte	12/4	1	0-0	0-0	0-0	0-0-0	0	0	0	0	0	0
at Duke	12/7	1	0-0	0-0	0-0	0-0-0	0	0	0	2	0	0
vs. Savannah St.	12/14	15	0-3	0-0	2-2	2-2-4	1	0	0	0	0	2
at Hampton	12/17	6	0-0	0-0	0-0	0-0-0	0	0	0	0	0	0
vs. C. Michigan	12/20	9	1-2	0-0	0-0	1-1-2	0	0	0	0	2	0
vs. Liberty	12/21	14	1-5	0-1	0-0	0-1-1	3	1	0	3	2	0
Auburn	1/2	16	1-1	0-0	1-2	0-1-1	1	1	0	1	3	0
at LSU	1/4	19	1-3	0-0	0-0	0-0-0	3	1	0	2	2	0
at Alabama	1/8	13	1-2	0-1	0-0	1-0-1	3	0	0	0	2	0
Kentucky	1/11					— DNP (Coach's Decision) —						
at Missouri	1/15	2	0-0	0-0	0-0	0-0-0	0	0	0	0	0	0
at Florida	1/19	6	0-0	0-0	1-2	1-1-2	1	1	0	0	1	0
Texas A&M	1/26	7	0-1	0-0	0-0	0-0-0	0	0	0	0	0	0
Alabama	1/29	9	2-2	0-0	2-2	0-0-0	0	0	0	1	6	0
at Ole Miss	2/1	3	0-0	0-0	0-0	0-0-0	0	0	0	0	0	0
at Georgia	2/5	10	1-2	0-0	0-0	0-1-1	1	0	0	0	2	0
at UConn	2/9	1	0-1	0-0	0-0	0-1-1	0	0	0	0	0	0
LSU	2/12	3	0-0	0-0	0-0	0-0-0	1	0	0	0	0	0
Vanderbilt	2/15	13	0-1	0-0	0-0	1-2-3	1	1	0	0	0	0
at Arkansas	2/19	4	0-0	0-0	0-0	0-0-0	0	0	0	0	0	0
Tennessee	2/23					— DNP (Coach's Decision) —						
Mississippi St.	2/26	*	22	4-5	1-1	0-0	1-2-3	0	1	0	1	9

Career Stats at South Carolina

Year	GP	GS	Min	Avg	FG	FGA	Pct	3FG	FGA	Pct	FT	FTA	Pct	Off	Def	Tot	Avg	PF	FO	A	TO	Blk	Stl	Pts	Avg
2013-14	32	1	309	9.7	23	48	.479	1	2	.500	19	26	.731	12	31	43	1.3	32	0	34	14	3	20	66	2.1
2014-15	26	2	222	8.5	14	38	.368	1	3	.333	6	8	.750	11	17	28	1.1	23	0	21	11	0	15	35	1.3
Career Totals	58	3	531	9.2	37	86	.430	2	5	.400	25	34	.735	23	48	71	1.2	55	0	55	25	3	35	101	1.7

#2

Career Highlights

2013 WBCA JUCO Player of the Year
2013 NJCAA All-America

	Season	Career	Miscellaneous
10+ Points	0	0	
10+ Rebounds	0	0	
5+ Assists	0	1	
Tim-High Pts.	0	0	
Tim-High Assts.	0	1	

	Career Highs
Pts	9 vs. Mississippi State, 2/26/15
Rebs	5, 2x, last vs. Clemson, 11/20/14
Blks	1, 3x, last vs. Florida, 2/23/14
Stls	3, 2x, last vs. Liberty, 12/21/14
Assts	5 vs. Charleston Southern, 11/8/13
Min	23 vs. Alabama, 1/19/14
FG	4 vs. Mississippi State, 2/26/15
3FG	1, 2x, last vs. Mississippi St., 2/26/15
FT	3 vs. Arkansas, 2/9/14

	14-15 Season Highs
Pts	9 vs. Mississippi State, 2/26
Rebs	5 vs. Clemson, 11/20
Blks	
Stls	3 vs. Liberty, 12/21
Assts	3, 4x, last at Alabama, 1/8
Min	22 vs. Mississippi State, 2/26
FG	4 vs. Mississippi State, 2/26
3FG	1 vs. Mississippi State, 2/26
FT	2, 2x, last vs. Alabama, 1/29

	SEC Career Highs
Pts	9 vs. Mississippi State, 2/26/15
Rebs	3, 3x, last vs. Mississippi St., 2/26/15
Blks	1 vs. Florida, 2/23/14
Stls	2, 2x, last at LSU, 1/4/15
Assts	3, 3x, last at Alabama, 1/8/15
Min	23 vs. Alabama, 1/19/14
FG	4 vs. Mississippi State, 2/26/15
3FG	1, 2x, last vs. Mississippi St., 2/26/15
FT	3 vs. Arkansas, 2/9/14



ELEM IBIAM

6-4 • Senior • Center
Fayetteville, Ga. • Fayette County

- Voted team captain for second time in her career (2013-14)
- Is second in school history with 156 career blocked shots, trailing only Lakesha Tolliver's record of 177 (2004-07)
- Has started every game this season, not missing a start since career first in the 2013-14 season opener (62 games)
- Is 13th in the SEC in blocked shots per game (1.0)
- Has scored in double figures eight times, including one 20-point game
- Has led the team in rebounds once – vs. Central Michigan
- Dominated the first half against #6/6 Tennessee (Feb. 23), shooting 6-of-7 for all 12 of her points with five of her eight rebounds to build three-point halftime lead
- Tied season high with three blocks at Arkansas (Feb. 19), needing just 12 minutes to do it
- Posted four of team's first six points against LSU (Feb. 12) to help offense get started
- Scored the Gamecocks' first eight points of the second half after Ole Miss (Feb. 1) had cut lead to three
- Tied the Alabama (Jan. 29) game early to launch a 14-0 run that opened up the game in the first eight minutes
- Put back an offensive rebound four minutes into the second half against #10/11 Kentucky (Jan. 11) to give Gamecocks their first lead since early in the 9:00 mark of the first half
- Posted nine of her 11 points against Auburn (Jan. 2) in the second half to help hold off the charging Tigers
- Scored her 11 points against Liberty (Dec. 21) efficiently, hitting 5-of-6 from the field
- Posted her second career double-double – first of this season – against Central Michigan (Dec. 20) in just 18 minutes on the court
- Pulled in four of her seven rebounds at Hampton (Dec. 17) on the offensive end.
- Netted career-high 21 points against Savannah State (Dec. 14), including four points during early run, five during late first-half spurt and first four points of the second half
- Dominated the opening minutes against Charlotte (Dec. 4), scoring six of the Gamecocks' first eight points en route to a perfect 7-of-7 shooting night – the second of her career tied for fourth-best perfect night in Colonial Life Arena history

2014-15 Game-by-Game

Opponent	Date	GS	MIN	FG-A	3FG-A	FT-A	Reb	A	TO	B	S	TP	
Southern Cal	11/15	*	22	2-3	0-0	1-2	2-4	6	0	1	1	5	
Clemson	11/20	*	18	1-2	0-0	1-1	0-3	3	0	2	2	0	3
San Diego St.	11/23	*	14	1-3	0-0	2-2	1-1	2	0	0	0	1	4
vs. Wisconsin	11/27	*	17	4-6	0-0	0-0	4-3	7	0	3	2	1	8
vs. Syracuse	11/28	*	15	0-4	0-0	0-0	2-1	3	2	2	1	0	0
NC Central	12/1	*	20	4-5	0-0	2-5	1-3	4	0	0	3	0	10
Charlotte	12/4	*	19	7-7	0-0	2-3	1-2	3	1	1	0	0	16
at Duke	12/7	*	18	4-7	0-0	0-1	2-3	5	1	1	1	0	8
vs. Savannah St.	12/14	*	18	7-9	0-0	7-8	2-2	4	0	0	1	0	21
at Hampton	12/17	*	25	1-5	0-0	2-4	4-3	7	2	4	1	0	4
vs. C. Michigan	12/20	*	18	5-12	0-0	0-1	6-6	12	1	0	2	0	10
vs. Liberty	12/21	*	17	5-6	0-0	1-2	2-3	5	0	1	1	0	11
Auburn	1/2	*	19	5-8	0-0	1-2	2-0	2	0	1	1	0	11
at LSU	1/4	*	18	1-2	0-0	0-0	0-4	4	1	0	1	1	2
at Alabama	1/8	*	15	2-3	0-0	0-0	1-2	3	0	1	0	0	4
Kentucky	1/11	*	16	3-4	0-0	2-2	1-3	4	0	0	0	0	8
at Missouri	1/15	*	14	0-3	0-0	0-0	1-2	3	0	3	2	0	0
at Florida	1/19	*	14	2-4	0-0	0-0	0-3	3	0	1	1	0	4
Texas A&M	1/26	*	17	3-4	0-0	0-0	1-2	3	0	1	1	0	6
Alabama	1/29	*	22	2-4	0-0	2-2	0-4	4	0	0	0	1	6
at Ole Miss	2/1	*	14	4-5	0-0	2-2	1-0	1	1	1	0	0	10
at Georgia	2/5	*	24	3-6	0-0	2-2	1-2	3	0	5	2	0	8
at UConn	2/9	*	14	0-0	0-0	0-0	1-2	3	0	2	0	0	0
LSU	2/12	*	14	2-5	0-0	2-2	1-3	4	0	3	0	0	6
Vanderbilt	2/15	*	17	4-8	0-0	1-1	1-3	4	1	0	0	0	9
at Arkansas	2/19	*	12	0-2	0-0	2-2	0-3	3	0	0	3	0	2
Tennessee	2/23	*	18	6-9	0-0	0-0	5-3	8	0	0	0	0	12
Mississippi St.	2/26	*	19	1-1	0-0	4-4	0-1	1	0	1	0	2	6

Career Stats at South Carolina

Year	GP	GS	Min	Avg	FG	FGA	Pct	3FG	FGA	Pct	FT	FIA	Pct	Off	Def	Tot	Avg	PF	FO	A	TO	Blk	Stl	Pts	Avg
2011-12	25	0	197	7.9	26	59	.441	0	1	.000	22	35	.629	34	40	74	3.0	33	0	4	16	17	2	74	3.0
2012-13	30	0	472	15.7	64	131	.489	0	0	—	32	64	.500	52	83	135	4.5	48	1	8	20	30	11	160	5.3
2013-14	34	34	794	23.4	128	238	.538	0	0	—	67	102	.657	59	148	207	6.1	94	3	12	51	83	13	323	9.5
2014-15	28	28	488	17.4	79	137	.577	0	0	—	36	48	.750	43	71	114	4.1	63	1	10	33	26	7	194	6.9
Career Totals	117	62	1951	16.7	297	565	.526	0	1	.000	157	249	.631	188	342	530	4.5	238	5	34	120	156	33	751	6.4

#33

Career Highlights

2014 SEC All-Defensive Team
2014 SEC Women's Basketball Community Service Team

	Season	Career
Double-Double	1	2
20+ Points	1	1
10+ Points	8	33
10+ Rebounds	1	4
5+ Blocks	0	7
Tm-High Pts.	0	6
Tm-High Rebs.	1	12

Miscellaneous

Pts	21 vs. Savannah St., 12/14/14
Rebs	12 at Texas A&M, 1/16/14
Blks	7 at Miss. State, 2/6/14
Stls	2, 5x, last vs. Mississippi St., 2/26/15
Assts	3 vs. South Dakota St., 3/23/13
Min	34 at Texas A&M, 1/16/14
FG	8 vs. Alabama, 3/7/13
FT	8 vs. Seton Hall, 11/17/13

Career Highs

Pts	21 vs. Savannah St., 12/14
Rebs	12 vs. C. Michigan, 12/20
Blks	3, 2x, last at Arkansas, 2/19
Stls	2 vs. Mississippi State, 2/26
Assts	2, 2x, last at Hampton, 12/17
Min	25 at Hampton, 12/17
FG	7, 2x, last vs. Savannah St., 12/14
FT	7 vs. Savannah St., 12/14

14-15 Season Highs

Pts	18 vs. Alabama, 1/19/14
Rebs	12 at Texas A&M, 1/16/14
Blks	7 at Miss. State, 2/6/14
Stls	2 vs. Mississippi State, 2/26/15
Assts	2 at Texas A&M, 1/16/14
Min	34 at Texas A&M, 1/16/14
FG	8 vs. Alabama, 3/7/13
FT	5, 2x, last vs. Vanderbilt, 1/5/14

SEC Career Highs



TINA ROY

5-11 • Junior • Guard
Kaplan, La. • Kaplan

- Has played in all but one game this season
- Has scored in double figures twice
- Has led the team in assists five times – Southern Cal, Syracuse, Savannah State, Central Michigan, at LSU
- Matched SEC career high with three 3s against Vanderbilt (Feb. 15), including first one as part of 7-2 run that broke open tie midway through first half and second that stopped an 8-2 Vandy run that opened second half
- Buried the first of two 3s at #22/21 Georgia (Feb. 5) to help spark 14-2 run that broke open 7-7 tie midway through the first half
- Hit timely 3-pointer against Texas A&M (Jan. 26) to stop Aggie run and push lead double digits midway through second half
- Scored nine of her 11 points at Alabama (Jan. 8) in the second half as Gamecocks keep the pressure on the Crimson Tide ... was perfect 3-of-3 from outside the arc
- Hit a pair of 3s in the first half at LSU (Jan. 4), the first of which helped hold off a Lady Tigers' rally
- Became first Gamecock to hand out double-digit assists in the Dawn Staley era with 10 against Savannah State (Dec. 14) while also rebounding well with seven boards
- Hit three 3s against Charlotte (Dec. 4), including two during the late first-half run that turned a two-point lead into an 18-point halftime advantage
- Averaged 9.5 points in just 17.0 minutes over two games at the Junkanoo Jam (Nov. 27-28)
- Hit four 3s against #22/22 Syracuse (Nov. 28), including two during the key 18-4 run that rallied the Gamecocks for the win, and dished out five assists as well
- Provided steady point guard play off the bench against Southern Cal (Nov. 15), handing out six assists to get the inside game going and hitting 3-of-5 from behind the arc

2014-15 Game-by-Game

Opponent	Date	GS	MIN	FG-A	3FG-A	FT-A	Reb	A	TO	B	S	TP
Southern Cal	11/15	25	3-5	3-5	0-0	0-2-2	6	2	1	3	9	
Clemson	11/20	— DNP (Coach's Decision) —										
San Diego St.	11/23	19	2-7	1-4	0-0	0-3-3	2	1	0	1	5	
vs. Wisconsin	11/27	12	3-6	1-3	0-0	0-4-4	2	1	0	0	7	
vs. Syracuse	11/28	22	4-10	4-9	0-0	2-0-2	5	0	0	0	12	
NC Central	12/1	13	0-1	0-1	0-0	0-2-2	3	1	0	1	0	
Charlotte	12/4	23	3-5	3-5	0-0	0-1-1	3	1	0	0	9	
at Duke	12/7	7	0-1	0-1	0-0	0-1-1	0	1	0	0	0	
vs. Savannah St.	12/14	18	0-2	0-2	0-0	0-7-7	10	2	0	0	0	
at Hampton	12/17	14	0-4	0-3	0-0	0-2-2	1	1	1	0	0	
vs. C. Michigan	12/20	15	1-3	0-2	0-0	1-1-2	4	1	0	0	2	
vs. Liberty	12/21	14	2-3	1-1	0-0	1-2-3	1	0	0	0	5	
Auburn	1/2	11	1-1	1-1	0-0	0-1-1	2	3	0	0	3	
at LSU	1/4	21	2-6	2-6	0-0	0-1-1	4	3	0	0	6	
at Alabama	1/8	15	4-4	3-3	0-0	0-2-2	1	1	0	0	11	
Kentucky	1/11	10	1-4	0-1	0-0	0-1-1	1	2	0	0	2	
at Missouri	1/15	8	0-4	0-4	0-0	1-0-1	1	1	0	0	0	
at Florida	1/19	19	2-4	1-3	0-0	0-1-1	3	1	0	0	5	
Texas A&M	1/26	15	2-2	1-1	0-0	0-1-1	2	1	0	0	5	
Alabama	1/29	19	2-5	1-4	0-0	0-1-1	1	1	0	1	5	
at Ole Miss	2/1	7	0-1	0-0	1-2	0-1-1	1	0	0	0	1	
at Georgia	2/5	20	2-5	2-4	0-0	0-2-2	0	1	0	0	6	
at UConn	2/9	6	0-3	0-0	0-0	0-0-0	0	2	0	0	0	
LSU	2/12	15	3-5	3-5	0-0	0-2-2	2	0	0	1	9	
Vanderbilt	2/15	18	3-4	3-4	0-0	0-2-2	4	2	0	0	9	
at Arkansas	2/19	24	2-5	2-5	0-0	1-1-2	2	1	1	0	6	
Tennessee	2/23	8	0-2	0-1	0-0	0-1-1	0	0	0	0	0	
Mississippi St.	2/26	4	0-0	0-0	0-0	0-0-0	1	0	0	0	0	

Career Stats at South Carolina

Year	GP	GS	Min	Avg	FG	FGA	Pct	3FG	FGA	Pct	FT	FTA	Pct	Off	Def	Tot	Avg	PF	FO	A	TO	Blk	Stl	Pts	Avg
2011-12	34	0	383	11.3	53	181	.293	32	127	.252	10	22	.455	20	29	49	1.4	20	0	10	15	1	9	148	4.4
2012-13	— Did Not Play (injury) —																								
2013-14	34	1	553	16.3	44	146	.301	20	86	.233	14	23	.609	13	56	69	2.0	19	0	48	23	9	6	122	3.6
2014-15	27	0	402	14.9	42	103	.408	32	78	.410	1	2	.500	6	42	48	1.8	17	0	62	30	3	7	117	4.3
Career Totals	95	1	1338	14.1	139	430	.323	84	291	.289	25	47	.532	39	127	166	1.8	56	0	120	68	13	22	387	4.1

#23

	Season	Career	Miscellaneous
10+ Points	2	9	
5+ Assists	3	5	
5+ Steals	0	0	
Tm-High Pts.	0	2	
Tm-High Assts.	5	8	

		Career Highs
Pts	15 vs. Presbyterian, 11/27/11	
Rebs	8 at Mississippi State, 2/6/14	
Stls	3 vs. Southern Cal, 11/15/14	
Assts	10 vs. Savannah St., 12/14/14	
Min	31 vs. Vanderbilt, 1/5/14	
FG	5, 3x, last, vs. Kentucky, 1/9/13	
3FG	5 vs. Presbyterian, 11/27/11	
FT	4 at Southern Cal, 11/25/13	

		14-15 Season Highs
Pts	12 vs. Syracuse, 11/28	
Rebs	7 vs. Savannah St., 12/14	
Stls	3 vs. Southern Cal, 11/15	
Assts	10 vs. Savannah St., 12/14	
Min	25 vs. Southern Cal, 11/15	
FG	4, 2x, last at Alabama, 1/8	
3FG	4 vs. Syracuse, 11/28	
FT	1 at Ole Miss, 2/1/15	

		SEC Career Highs
Pts	11, 3x, last at Alabama, 1/8/15	
Rebs	8 at Mississippi State, 2/6/14	
Stls	1, 7x, last vs. LSU, 2/12/15	
Assts	4, 3x, last vs. Vanderbilt, 2/15/15	
Min	31 vs. Vanderbilt, 1/5/14	
FG	5 vs. Kentucky, 1/9/14	
3FG	3, 4x, last vs. Vanderbilt, 2/15/15	
FT	3 vs. Georgia, 2/27/14	



KHADIJAH SESSIONS

5-8 • Junior • Guard
Myrtle Beach, S.C. • Myrtle Beach

#5

- Has played in every game this season, starting all but the season opener
- Has eight games with no turnovers this season
- Leads the SEC with 2.3 assist-to-turnover ratio ... ranks sixth in assists (3.1) and seventh in steals (2.0)
- Has led the team in assists 10 times – NC Central, Charlotte, at Hampton, Auburn, at Alabama, at Missouri, at Ole Miss, at Arkansas, Tennessee, Mississippi State
- Has picked up three or more steals 10 times this season
- Handed out four assists against #11/13 Mississippi State (Feb. 26), her third-straight game of four or more
- Tied for team-high honors with four assists against #6/6 Tennessee (Feb. 23) without committing a turnover in 33 minutes of action
- Posted five points and three steals in first four minutes at Arkansas (Feb. 19) en route to best all-around game of the season
- Broke a 6-6 tie early against LSU (Feb. 12) with a 3-pointer and a transition layup en route to matching her season high of 12 points
- Hit a pair of 3s en route to eight second-half points at #2/2 UConn (Feb. 9) that looked to start a comeback
- Set the tone defensively against #12/10 Texas A&M (Jan. 26) with two of her career-high tying four steals coming in the opening three minutes of the game
- Tied career high with three 3s against #10/11 Kentucky (Jan. 11), including one off balance at the end of the shot clock to turn a four-point lead into seven midway through the second half
- Swiped four steals at Alabama (Jan. 8), including back-to-back possessions to spark first-half run that broke open game
- Matched career high for third time this season with four steals against Savannah State (Dec. 14)
- Swiped one of her three steals late in the comeback at #9/8 Duke and was part of the double-team that generated Olivia Gaines' steal in the last 20 seconds that set up the game-winning play
- Capped the 11-0 comeback run late against #22/22 Syracuse (Nov. 28) with a transition layup
- Tied her career high with four steals against San Diego State (Nov. 23)
- Was solid on both ends of the floor against Clemson (Nov. 20), handing out four assists with no turnovers while

pulling down career-high six rebounds

- Hit a clutch 3-pointer to start a 14-0 run that erased a Southern Cal (Nov. 15) lead with seven minutes left and put the game out of reach

2014-15 Game-by-Game

Opponent	Date	GS	MIN	FG-A	3FG-A	FT-A	Reb	A	TO	B	S	TP
Southern Cal	11/15		19	2-5	2-3	0-0	1-1-2	2	1	1	1	6
Clemson	11/20	*	18	2-3	1-1	2-3	1-5-6	4	0	0	1	7
San Diego St.	11/23	*	14	2-5	0-2	2-3	0-0-0	3	0	0	4	6
vs. Wisconsin	11/27	*	21	1-5	0-1	0-0	0-4-4	2	0	0	2	2
vs. Syracuse	11/28	*	22	2-8	1-5	0-1	0-1-1	3	0	1	1	5
NC Central	12/1	*	19	2-2	0-0	0-0	1-3-4	8	1	0	4	4
Charlotte	12/4	*	32	1-4	0-2	4-6	1-1-2	4	2	0	2	6
at Duke	12/7	*	34	0-3	0-2	0-0	1-1-2	2	2	0	3	0
vs. Savannah St.	12/14	*	16	1-5	0-1	2-3	2-0-2	4	1	0	4	4
at Hampton	12/17	*	24	1-3	0-1	0-0	1-2-3	5	0	0	0	2
vs. C. Michigan	12/20	*	21	1-3	0-2	0-0	1-1-2	3	4	0	2	2
vs. Liberty	12/21	*	18	0-3	0-2	0-0	0-1-1	1	1	0	2	0
Auburn	1/2	*	23	1-2	0-1	1-1	0-3-3	4	4	0	2	3
at LSU	1/4	*	13	0-1	0-1	0-0	1-2-3	0	1	0	1	0
at Alabama	1/8	*	18	1-3	0-1	0-0	1-0-1	5	0	0	4	2
Kentucky	1/11	*	29	4-9	3-6	1-4	0-5-5	2	4	0	1	12
at Missouri	1/15	*	24	3-7	1-4	0-1	1-4-5	2	0	0	1	7
at Florida	1/19	*	13	0-0	0-0	0-0	1-2-3	2	1	0	0	0
Texas A&M	1/26	*	24	1-2	0-0	2-2	0-2-2	2	2	1	4	4
Alabama	1/29	*	21	3-6	0-2	1-2	1-3-4	4	3	0	3	7
at Ole Miss	2/1	*	31	3-5	0-1	1-3	1-1-2	3	1	0	2	7
at Georgia	2/5	*	22	0-1	0-0	1-4	0-3-3	2	1	0	0	1
at UConn	2/9	*	25	3-8	2-4	0-0	1-0-1	1	1	0	1	8
LSU	2/12	*	27	5-6	2-2	0-0	0-0-0	2	2	0	3	12
Vanderbilt	2/15	*	18	1-2	1-1	0-1	0-2-2	3	1	1	3	3
at Arkansas	2/19	*	33	3-5	2-3	3-4	2-3-5	7	3	0	4	11
Tennessee	2/23	*	33	1-6	0-2	0-1	1-1-2	4	0	0	0	2
Mississippi St.	2/26	*	30	2-3	0-1	1-2	0-2-2	4	2	0	2	5

Career Stats at South Carolina

Year	GP	GS	Min	Avg	FG	FGA	Pct	3FG	FGA	Pct	FT	FTA	Pct	Off	Def	Tot	Avg	PF	FO	A	TO	Blk	Stl	Pts	Avg
2012-13	33	3	570	17.3	53	151	.351	13	54	.241	72	109	.661	22	24	46	1.4	43	0	36	49	3	21	191	5.8
2013-14	29	26	761	26.2	58	159	.365	18	59	.305	74	109	.679	9	38	47	1.6	60	0	77	45	1	28	208	7.2
2014-15	28	27	642	22.9	46	115	.400	15	51	.294	21	41	.512	19	53	72	2.6	43	0	88	38	4	57	128	4.6
Career Totals	90	56	1973	21.9	157	425	.369	46	164	.280	167	253	.660	50	115	165	1.8	146	0	201	132	8	106	527	5.9

	Season	Career
10+ Points	3	18
5+ Assists	4	9
5+ Steals	0	0
Tm-High Pts.	0	3
Tm-High Assts.	10	21

Miscellaneous

Pts	19 vs. Auburn, 2/3/13
Rebs.....	6 vs. Clemson, 11/20/14
Stls.....	4, 8x, last at Arkansas, 2/19/15
Assts	8 vs. NC Central, 12/11/14
Min.....	.37 at Southern Cal, 11/25/13
FG6, 2x, last, vs. Seton Hall, 11/17/13
3FG	3, 3x, last vs. Kentucky, 1/11/15
FT.....	8 vs. Auburn, 2/3/13

Career Highs

Pts	12, 2x, last vs. LSU, 2/12
Rebs.....	6 vs. Clemson, 11/20
Stls.....	4, 6x, last at Arkansas, 2/19
Assts	8 vs. NC Central, 12/1
Min.....	.34 at Duke, 12/7
FG	5 vs. LSU, 2/12
3FG	3 vs. Kentucky, 1/11
FT.....	4 vs. Charlotte, 12/4

14-15 Season Highs

Pts	19 vs. Auburn, 2/3/13
Rebs.....	5, 4x, last at Arkansas, 2/19/15
Stls.....	4, 5x, last at Arkansas, 2/19/15
Assts	7 at Arkansas, 2/19/15
Min.....	.35 at Missouri, 2/28/13
FG6 at Missouri, 2/28/13
3FG	3, 3x, last vs. Kentucky, 1/11/15
FT.....	8 vs. Auburn, 2/3/13

SEC Career Highs



JATARIE WHITE

6-4 • Freshman • Forward
Charlotte, N.C. • Providence Day

- Has played in 14 games, missing nine (Dec. 4 - Jan. 8) with a foot injury and three due to illness (Jan. 26-Feb. 1)
- Has scored in double figures two times
- Was outstanding in return from three-game absence due to illness with a career-high seven rebounds at #22/21 Georgia, including four to go with her four points in the first half as Gamecocks established a lead
- Made her SEC debut with three offensive rebounds in just five minutes against #10/11 Kentucky (Jan. 11)
- Netted 10 points in just 15 minutes against Wisconsin (Nov. 27)
- Scored double digits for first time her career with 11 points in 17 minutes against Clemson (Nov. 20)
- Made her collegiate debut against Southern Cal (Nov. 15), grabbing two rebounds in three minutes of action.

2014-15 Game-by-Game

Opponent	Date	GS	MIN	FG-A	3FG-A	FT-A	Reb	A	TO	B	S	TP
Southern Cal	11/15		3	0-0	0-0	0-0	0-2-2	1	0	0	0	0
Clemson	11/20		17	5-12	0-0	1-1	3-2-5	0	0	0	1	11
San Diego St.	11/23		22	3-5	0-0	0-0	1-5-6	0	0	0	1	6
vs. Wisconsin	11/27		15	4-7	0-0	2-3	1-2-3	2	0	0	1	10
vs. Syracuse	11/28		8	0-2	0-0	0-0	0-0-0	0	0	0	0	0
NC Central	12/1		7	1-1	0-0	0-0	0-1-1	0	2	0	0	2
Charlotte	12/4						— DNP (Injury) —					
at Duke	12/7						— DNP (Injury) —					
vs. Savannah St.	12/14						— DNP (Injury) —					
at Hampton	12/17						— DNP (Injury) —					
vs. C. Michigan	12/20						— DNP (Injury) —					
vs. Liberty	12/21						— DNP (Injury) —					
Auburn	1/2						— DNP (Injury) —					
at LSU	1/4						— DNP (Injury) —					
at Alabama	1/8						— DNP (Injury) —					
Kentucky	1/11		5	0-1	0-0	0-0	3-0-3	0	1	1	0	0
at Missouri	1/15		5	0-0	0-0	0-0	1-1-2	0	1	0	0	0
at Florida	1/19		15	1-3	0-0	1-4	2-1-3	0	3	0	0	3
Texas A&M	1/26						— DNP (Illness) —					
Alabama	1/29						— DNP (Illness) —					
at Ole Miss	2/1						— DNP (Illness) —					
at Georgia	2/5		21	2-4	0-0	1-2	0-7-7	0	2	2	0	5
at UConn	2/9		4	0-1	0-0	0-0	0-0-0	0	1	0	0	0
LSU	2/12		12	0-0	0-0	0-0	1-1-2	2	2	0	0	0
Vanderbilt	2/15		12	1-7	0-0	2-2	1-3-4	0	0	0	1	4
at Arkansas	2/19						— DNP (Coach's Decision) —					
Tennessee	2/23						— DNP (Coach's Decision) —					
Mississippi St.	2/26		13	0-1	0-0	0-0	0-0-0	0	0	0	0	0

Career Stats at South Carolina

Year	GP	GS	Min	Avg	FG	FGA	Pct	3FG	FGA	Pct	FT	FTA	Pct	Off	Def	Tot	Avg	PF	FO	A	TO	Blk	Stl	Pts	Avg
2014-15	14	0	153	10.9	17	44	.386	0	0	—	7	12	.583	13	25	38	2.7	16	0	5	12	3	4	41	2.9

#40

Career Highlights

No. 7 recruit in 2014 class (espnW)
2014 High School All-America (WBCA, McDonald's)

	Season	Career
Double-Double	0	0
10+ Points	2	2
5+ Assists	0	0
5+ Steals	0	0
Tm-High Pts.	0	0
Tm-High Assts.	0	0

Miscellaneous

Pts	11 vs. Clemson, 11/20/14
Rebs	7 at Georgia, 2/5/15
Blks	2 at Georgia, 2/5/15
Stls	1, 4x, last vs. Vanderbilt, 2/15/15
Assts	2, 2x, vs. LSU, 2/12/15
Min	22 vs. San Diego State, 11/23/14
FG	5 vs. Clemson, 11/20/14
FT	2, 2x, last vs. Vanderbilt, 2/15/15

Career Highs

Pts	5 at Georgia, 2/5/15
Rebs	7 at Georgia, 2/5/15
Blks	2 at Georgia, 2/5/15
Stls	1 vs. Vanderbilt, 2/15/15
Assts	2 vs. LSU, 2/12/15
Min	21 at Georgia, 2/5/15
FG	2 at Georgia, 2/5/15
FT	2 at Vanderbilt, 2/15/15

SEC Highs



A'JA WILSON

6-5 • Freshman • Guard/Forward
Hopkins, S.C. • Heathwood Hall

- Has played in every game with one start (Southern Cal)
- Ranks 11th in the league in points and 12th in rebounds – only freshman among league's top 20 in both categories
- Has recorded four double-doubles
- Has scored in double figures 23 times with four 20-point games
- Has led the team in scoring a team-high 12 times – Clemson, vs. Wisconsin, NCCU, Charlotte, Savannah State, vs. Liberty, Auburn, at LSU, Texas A&M, Alabama, LSU, Vanderbilt
- Has been team's top rebounder seven times – San Diego State, vs. Syracuse, NCCU, vs. Liberty, at LSU, at Alabama, Mississippi State
- Scored six of last eight points in first half against #11/13 Mississippi State (Feb. 26) to build 13-point halftime lead
- Hit 6-of-7 from the field for 12 points in the first half at Arkansas (Feb. 19), including six in 13-8 run that closed the period
- Became first freshman in Gamecock history to post back-to-back 20-point games in SEC play with 20 points against Vanderbilt (Feb. 15), including seven during a 9-0 run that built a double-digit lead late in the first half
- Dominated LSU (Feb. 12) with career-high 26 points in 25 minutes, including eight points of the Gamecocks' 16-4 run that broke open the game midway through the first half
- Picked up fourth SEC Freshman of the Week award after averaging 15.3 points and 6.7 rebounds in wins over Texas A&M, Alabama and Ole Miss
- Grabbed six of her nine rebounds against #12/10 Texas A&M in the second half after helping build first-half lead with 11 of her team-high 18 points
- Posted 10 of her 16 points at Florida (Jan. 19) in the first half, including six during a 14-2 first-half run that broke open the game
- Scored half of team's points in 6-0 run to close first half at LSU (Jan. 4) and added 12 in second half to prevent any Lady Tiger comeback
- Recorded a double-double in Gamecocks' final game of the month for the second time with 17 points and 10 boards against Liberty (Dec. 21) with 11 of those points coming in the second half
- Scored six points during Gamecocks' 12-2 first-half run against Central Michigan (Dec. 20) that turned a five-point lead into a 15-point advantage
- Poured in career-high 23 points against Savannah State on best shooting night of the season (8-of-10)

2014-15 Game-by-Game

Opponent	Date	GS	MIN	FG-A	3FG-A	FT-A	Reb	A	TO	B	S	TP
Southern Cal	11/15	*	16	2-7	0-0	0-2	1-4-5	1	3	1	1	4
Clemson	11/20		20	6-8	0-0	6-7	2-3-5	0	2	1	0	18
San Diego St.	11/23		18	5-9	0-0	5-6	3-6-9	3	0	1	3	15
vs. Wisconsin	11/27		21	4-7	0-0	3-5	1-5-6	1	1	2	3	11
vs. Syracuse	11/28		26	5-13	0-0	5-9	4-6-10	0	1	1	2	15
NC Central	12/1		17	4-12	0-0	8-9	5-3-8	1	1	0	2	16
Charlotte	12/4		25	8-12	0-0	1-3	0-3-3	1	2	3	3	17
at Duke	12/7		26	4-8	0-0	2-5	2-3-5	0	3	1	1	10
vs. Savannah St.	12/14		21	8-10	0-0	7-10	2-4-6	1	1	2	1	23
at Hampton	12/17		17	5-9	0-0	2-2	2-4-6	1	2	1	1	12
vs. C. Michigan	12/20		20	6-9	0-0	0-0	0-5-5	0	1	1	3	12
vs. Liberty	12/21		22	6-11	0-0	5-10	3-7-10	1	0	3	1	17
Auburn	1/2		27	6-17	0-0	0-1	2-8-10	1	1	2	0	12
at LSU	1/4		26	7-11	0-0	7-9	3-10-13	2	5	3	1	21
at Alabama	1/8		19	3-7	0-0	5-7	0-5-5	3	4	3	1	11
Kentucky	1/11		28	3-13	0-0	2-4	4-5-9	1	0	3	0	8
at Missouri	1/15		12	1-3	0-0	1-4	1-3-4	0	1	0	0	3
at Florida	1/19		21	7-11	0-0	2-2	2-7-9	0	1	1	1	16
Texas A&M	1/26		25	6-10	0-0	6-8	1-8-9	1	4	2	1	18
Alabama	1/29		17	7-9	0-0	3-8	3-2-5	3	1	1	0	17
at Ole Miss	2/1		21	4-12	0-0	3-4	4-2-6	1	1	1	2	11
at Georgia	2/5		9	1-2	0-0	2-4	2-3-5	0	6	2	0	4
at UConn	2/9		22	4-8	0-0	2-4	3-3-6	2	1	0	0	10
LSU	2/12		25	7-12	1-1	11-15	5-3-8	0	1	2	1	26
Vanderbilt	2/15		20	5-7	0-0	10-11	2-3-5	2	0	0	1	20
at Arkansas	2/19		21	7-10	0-1	0-2	2-2-4	1	1	3	0	14
Tennessee	2/23		12	3-7	0-0	2-2	1-0-1	0	0	1	1	8
Mississippi St.	2/26		13	4-11	0-0	5-5	3-4-7	1	2	2	0	13

Career Stats at South Carolina

Year	GP	GS	Min	Avg	FG	FGA	Pct	3FG	FGA	Pct	FT	FTA	Pct	Off	Def	Tot	Avg	PF	FO	A	TO	Blk	Stl	Pts	Avg
2014-15	28	1	567	20.3	138	265	.521	1	2	.500	105	158	.665	63	121	184	6.6	54	1	28	46	43	30	382	13.6

#22

Career Highlights

2015 Wooden Award Late-Season Top 20 and Naismith Midseason 30
 2014 Subway All-Classic Team
 2014 Junkanoo Jam, Lucaya Division MVP
 USBWA National Freshman of the Week (Dec. 1-7)
 5-Time SEC Freshman of the Week (11/24-30; 12/1-7; 12/29-1/4; 1/26-2/1; 2/9-15)
 2014 National High School Player of the Year (WBCA, Naismith, Parade)
 No. 1 recruit in 2014 class (espnW)
 2014 McDonald's All-America
 2014 FIBA Americas U18 Championship MVP
 2014 FIBA Americas U18 Championship (gold)
 2013 FIBA U19 World Championship (gold)

	Season	Career	Miscellaneous
Double-Double	4	4	
20+ Points	4	4	
10+ Points	23	23	
10+ Rebs	4	4	
5+ Steals	0	0	
Tm-High Pts.	12	12	
Tm-High Rebs.	7	7	

	Career Highs
Pts	26 vs. LSU, 2/12/15
Rebs	13 at LSU, 1/4/15
Blks	3, 6x, last at Arkansas, 2/19/15
Stls	3, 4x, last vs. C. Michigan, 12/20/14
Assts	3, 3x, last vs. Alabama, 1/29/15
Min	28 vs. Kentucky, 1/11/15
FG	8, 2x, last vs. Sav. St., 12/14/14
FT	11 vs. LSU, 2/12/15

	SEC Career Highs
Pts	26 vs. LSU, 2/12/15
Rebs	13 at LSU, 1/4/15
Blks	3, 4x, last at Arkansas, 2/19/15
Stls	2 at Ole Miss, 2/1/15
Assts	3, 2x, last vs. Alabama, 1/29/15
Min	28 vs. Kentucky, 1/11/15
FG	7, 4x, last at Arkansas, 2/19/15
FT	11 vs. LSU, 2/12/15

- Captured SEC and USBWA National Freshman of the Week honors after leading team to three wins (Dec. 1-7)
- Capped the team's comeback from four points down in the final 42 seconds at #9/8 Duke with a game-winning putback with two seconds left ... three of her four made field goals gave team the lead at different points of the second half
- Earned SEC Freshman of the Week (Nov. 24-30) and Junkanoo Jam Lucaya Division MVP honors after averaging 13.0 points and a team-high 8.0 rebounds over the two games at the event
- Recorded first career double-double against No. 22/22 Syracuse (Nov. 28), including critical play in final two minutes after Gamecocks had taken a narrow lead, recording a blocked shot, a putback and a steal



Official Basketball Box Score - Game Totals - Final Statistics
South Carolina vs Ole Miss
2/01/15 3:30 pm at Oxford, Miss. (Tad Smith Coliseum)



South Carolina 77 • 21-0, 9-0 SEC

Player statistics for South Carolina vs Ole Miss. Columns include Player, FG-FGA, 3-Ptr, FT-FTA, Rebounds (Off, Def, Tot), PF, TP, A, TO, Blk, Stl, Min. Totals: 24-51, 4-9, 25-40, 17 77, 12 10 5 7 200.

FG % 1st Half: 10-26 38.5% 2nd half: 14-25 56.0% Game: 24-51 47.1%
3FG % 1st Half: 3-6 50.0% 2nd half: 1-3 33.3% Game: 4-9 44.4%
FT % 1st Half: 13-19 68.4% 2nd half: 12-21 57.1% Game: 25-40 62.5%

Ole Miss 59 • 14-8, 4-5 SEC

Player statistics for Ole Miss vs South Carolina. Columns include Player, FG-FGA, 3-Ptr, FT-FTA, Rebounds (Off, Def, Tot), PF, TP, A, TO, Blk, Stl, Min. Totals: 23-57, 5-20, 8-22, 17 19 36, 32 59, 10 16 0 7 200.

FG % 1st Half: 11-29 37.9% 2nd half: 12-28 42.9% Game: 23-57 40.4%
3FG % 1st Half: 4-9 44.4% 2nd half: 1-11 9.1% Game: 4-9 44.4%
FT % 1st Half: 3-9 33.3% 2nd half: 5-13 38.5% Game: 8-22 36.4%

Officials: R:Tina Napier, U1:Metta Roberts, U2:Jules Gallien
Technical fouls: South Carolina-None. Ole Miss-None.
Attendance: 1935

Score by periods table showing 1st, 2nd, and Total scores for both teams.

Last FG - SC 2nd-01:07, OM 2nd-01:23.
Largest lead - SC by 20 2nd-04:24, OM by 9 1st-09:25.

Score tied - 4 times.
Lead changed - 6 times.



Official Basketball Box Score - Game Totals - Final Statistics
#1/1 South Carolina vs #22/21 Georgia
02/05/15 7:02 PM ET at Stegeman Coliseum -- Athens, Ga.



#1/1 South Carolina 58 • 22-0 (10-0)

Player statistics for #1/1 South Carolina vs #22/21 Georgia. Columns include Player, FG-FGA, 3-Ptr, FT-FTA, Rebounds (Off, Def, Tot), PF, TP, A, TO, Blk, Stl, Min. Totals: 22-57, 6-16, 8-18, 17 33 50, 21 58, 10 19 10 4 200.

FG % 1st Half: 13-30 43.3% 2nd half: 9-27 33.3% Game: 22-57 38.6%
3FG % 1st Half: 3-7 42.9% 2nd half: 3-9 33.3% Game: 6-16 37.5%
FT % 1st Half: 1-4 25.0% 2nd half: 7-14 50.0% Game: 8-18 44.4%

#22/21 Georgia 35 • 17-6 (5-5)

Player statistics for #22/21 Georgia vs #1/1 South Carolina. Columns include Player, FG-FGA, 3-Ptr, FT-FTA, Rebounds (Off, Def, Tot), PF, TP, A, TO, Blk, Stl, Min. Totals: 12-58, 2-19, 9-15, 14 24 38, 19 35, 5 17 3 7 200.

FG % 1st Half: 5-28 17.9% 2nd half: 7-30 23.3% Game: 12-58 20.7%
3FG % 1st Half: 1-9 11.1% 2nd half: 1-10 10.0% Game: 2-19 10.5%
FT % 1st Half: 3-8 37.5% 2nd half: 6-7 85.7% Game: 9-15 60.0%

Officials: Michael Price, Beverly Roberts, Denise Brooks
Technical fouls: #1/1 South Carolina-None. #22/21 Georgia-None.
Attendance: 4896
1st half 19:18, flagrant 1 foul on USC # 24, Aleighsa Welch.

Score by periods table for Georgia vs South Carolina.

Points, In Paint, Off T/O, Chance, Fast Break, Bench for both teams.

Last FG - SC 2nd-01:31, UGA 2nd-03:25.
Largest lead - SC by 25 2nd-12:10, UGA by 2 1st-18:56.

Score tied - 3 times.
Lead changed - 1 time.



Official Basketball Box Score - Game Totals - Final Statistics
#1/1 South Carolina vs #2/2 Connecticut
02/09/15 8 p.m. at Storrs, Conn. - Gampel Pavilion



#1/1 South Carolina 62 • 22-1, 10-0 SEC

Player statistics for #1/1 South Carolina vs #2/2 Connecticut. Columns include Player, FG-FGA, 3-Ptr, FT-FTA, Rebounds (Off, Def, Tot), PF, TP, A, TO, Blk, Stl, Min. Totals: 26-66, 5-9, 5-10, 21 16 37, 18 62, 9 17 1 6 200.

FG % 1st Half: 14-32 43.8% 2nd half: 12-34 35.3% Game: 26-66 39.4%
3FG % 1st Half: 2-4 50.0% 2nd half: 3-5 60.0% Game: 5-9 55.6%
FT % 1st Half: 1-1 100.0 2nd half: 4-9 44.4% Game: 5-10 50.0%

#2/2 Connecticut 87 • 23-1, 12-0 AAC

Player statistics for #2/2 Connecticut vs #1/1 South Carolina. Columns include Player, FG-FGA, 3-Ptr, FT-FTA, Rebounds (Off, Def, Tot), PF, TP, A, TO, Blk, Stl, Min. Totals: 31-56, 8-11, 17-23, 13 21 34, 11 87, 18 11 6 8 200.

FG % 1st Half: 17-29 58.6% 2nd half: 14-27 51.9% Game: 31-56 55.4%
3FG % 1st Half: 5-6 83.3% 2nd half: 3-5 60.0% Game: 8-11 72.7%
FT % 1st Half: 8-9 88.9% 2nd half: 9-14 64.3% Game: 17-23 73.9%

Officials: Dee Kantner, Denise Brooks, Joseph Vaszyli
Technical fouls: #1/1 South Carolina-None. #2/2 Connecticut-None.
Attendance: 10167

Score by periods table for Connecticut vs South Carolina.

Points, In Paint, Off T/O, Chance, Fast Break, Bench for both teams.

Last FG - SC 2nd-03:16, UCONN 2nd-02:48.
Largest lead - SC by 3 1st-12:28, UCONN by 25 2nd-00:37.

Score tied - 6 times.
Lead changed - 8 times.



Official Basketball Box Score - Game Totals - Final Statistics
LSU vs #1/2 South Carolina
02/12/15 7 p.m. at Columbia, S.C./Colonial Life Arena



LSU 62 • 14-10 (8-4 SEC)

Player statistics for LSU vs #1/2 South Carolina. Columns include Player, FG-FGA, 3-Ptr, FT-FTA, Rebounds (Off, Def, Tot), PF, TP, A, TO, Blk, Stl, Min. Totals: 25-70, 1-7, 11-13, 19 17 36, 19 62, 13 20 4 12 200.

FG % 1st Half: 10-33 30.3% 2nd half: 15-37 40.5% Game: 25-70 35.7%
3FG % 1st Half: 0-5 0.0% 2nd half: 1-2 50.0% Game: 1-7 14.3%
FT % 1st Half: 0-0 0.0% 2nd half: 11-13 84.6% Game: 11-13 84.6%

#1/2 South Carolina 86 • 23-1 (11-0 SEC)

Player statistics for #1/2 South Carolina vs LSU. Columns include Player, FG-FGA, 3-Ptr, FT-FTA, Rebounds (Off, Def, Tot), PF, TP, A, TO, Blk, Stl, Min. Totals: 31-59, 7-12, 17-22, 12 27 39, 13 86, 18 21 6 12 200.

FG % 1st Half: 19-30 63.3% 2nd half: 12-29 41.4% Game: 31-59 52.5%
3FG % 1st Half: 5-7 71.4% 2nd half: 2-5 40.0% Game: 7-12 58.3%
FT % 1st Half: 5-7 71.4% 2nd half: 12-15 80.0% Game: 17-22 77.3%

Officials: Dee Kantner, Cameron Inouye, Michael McConnell
Technical fouls: LSU-None. #1/2 South Carolina-None.
Attendance: 12342

Score by periods table for South Carolina vs LSU.

Points, In Paint, Off T/O, Chance, Fast Break, Bench for both teams.

Last FG - LSU 2nd-01:25, SC 2nd-01:14.
Largest lead - LSU by 2 1st-18:11, SC by 28 1st-00:21.

Score tied - 3 times.
Lead changed - 2 times.



Official Basketball Box Score -- Game Totals -- Final Statistics
Vanderbilt vs #1/2 South Carolina
 02/15/15 12 p.m. at Columbia, S.C./Colonial Life Arena



Vanderbilt 59 • 13-12 (4-8 SEC)

#	Player	Total		3-Ptr		Rebounds		PF	TP	A	TO	Blk	Stl	Min
		FG-FGA	FG-FGA	FT-FTA	Off Def Tot	Off Def Tot								
21	Heather Bowe	f	2-7	0-0	0-0	1 3 4	2 4	0 1 0 0	0	11	0 1 0 0	0	0	14
22	Marques Webb	f	4-8	0-0	3-6	0 1 1	4 11	0 1 0 1	2	9	0 1 0 1	1	0	29
01	Rebekah Dahlman	g	5-9	1-1	2-2	0 1 1	5 13	3 7 0 1	1	29	3 7 0 1	0	0	29
15	Jasmine Jenkins	g	1-3	0-0	1-2	1 3 4	4 3	2 5 0 2	3	31	2 5 0 2	0	0	31
25	Morgan Batey	g	2-3	0-0	0-1	1 1 2	1 4	2 1 0 1	1	19	2 1 0 1	0	0	19
03	Rachel Bell		3-6	1-3	0-0	1 1 2	2 7	1 1 1 0	2	29	1 1 1 0	0	0	29
13	A. Caron-Goudreau		3-5	0-0	1-2	1 2 3	4 7	1 4 1 0	0	25	1 4 1 0	0	0	25
24	Kristen Gaffney		0-2	0-0	0-0	0 0 0	0 0	0 0 0 0	0	4	0 0 0 0	0	0	4
41	Paris Kea		5-8	0-0	0-0	2 2 4	0 10	2 2 2 0	2	15	2 2 2 0	0	0	15
44	Rayte'a Long		0-1	0-0	0-0	0 2 2	1 0	1 0 0 0	0	5	1 0 0 0	0	0	5
	Team					0 0 0								
	Totals		25-52	2-4	7-13	7 16 23	23 59	12 22 2 7	200					

FG % 1st Half: 12-26 46.2% 2nd half: 13-26 50.0% Game: 25-52 48.1% Deadball Rebounds
 3FG % 1st Half: 0-0 0.0% 2nd half: 2-4 50.0% Game: 3-9 33.3% 3.1
 FT % 1st Half: 3-6 50.0% 2nd half: 4-7 57.1% Game: 7-13 53.8%

#1/2 South Carolina 89 • 24-1 (12-0 SEC)

#	Player	Total		3-Ptr		Rebounds		PF	TP	A	TO	Blk	Stl	Min
		FG-FGA	FG-FGA	FT-FTA	Off Def Tot	Off Def Tot								
24	WELCH, Aleighsa	f	3-5	0-0	0-0	6 3 9	1 6	1 4 0 2	22					22
31	DOZIER, Asia	f	0-3	0-3	0-0	0 0 0	1 0	1 0 0 0	13					13
33	IBIAM, Elem	c	4-8	0-0	1-1	1 3 4	4 9	1 0 0 0	17					17
05	SESSIONS, Khadijah	g	1-2	1-1	0-1	0 2 2	2 3	3 1 1 3	18					18
25	MITCHELL, Tiffany	g	8-12	1-4	3-4	2 1 3	0 20	1 4 0 4	26					26
01	CUEVAS, Bianca	g	0-5	0-1	4-4	2 1 3	0 4	5 3 0 3	21					21
02	GAINES, Olivia	g	0-1	0-0	0-0	1 2 3	1 0	1 1 0 0	13					13
03	DUCKETT, Kaydra	g	0-2	0-0	0-0	1 0 1	0 0	0 0 0 0	3					3
22	WILSON, A'ja	g	5-7	0-0	10-11	2 3 5	0 20	2 0 0 1	20					20
23	ROY, Tina	g	3-4	3-4	0-0	0 2 2	0 9	4 2 0 0	18					18
40	WHITE, Jatarie	g	1-7	0-0	2-2	1 3 4	2 4	0 0 0 1	12					12
41	COATES, Alaina	g	6-9	0-0	2-3	2 1 3	4 14	1 1 1 0	17					17
	Team					2 2 4								
	Totals		31-65	5-13	22-26	20 23 43	15 89	20 16 2 14	200					

FG % 1st Half: 16-34 47.1% 2nd half: 15-31 48.4% Game: 31-65 47.7% Deadball Rebounds
 3FG % 1st Half: 2-6 33.3% 2nd half: 3-7 42.9% Game: 5-13 38.5%
 FT % 1st Half: 12-13 92.3% 2nd half: 10-13 76.9% Game: 22-26 84.6%

Officials: Felicia Grinter, Frank Steratore, Bruce Morris
 Technical fouls: Vanderbilt-None. #1/2 South Carolina-None.
 Attendance: 15255

Score by periods	1st	2nd	Total
Vanderbilt	27	32	59
#1/2 South Carolina	46	43	89

Points In Off 2nd Fast Bench
 VANDY Paint 32 18 8 12 24
 SC 50 29 18 21 51
 Score tied - 3 times.
 Lead changed - 2 times.



Official Basketball Box Score -- Game Totals -- Final Statistics
#2/2 South Carolina vs Arkansas
 02/19/15 8 p.m. at Fayetteville, Ark. (Bud Walton Arena)



#2/2 South Carolina 73 • 25-1, 13-0 SEC

#	Player	Total		3-Ptr		Rebounds		PF	TP	A	TO	Blk	Stl	Min
		FG-FGA	FG-FGA	FT-FTA	Off Def Tot	Off Def Tot								
24	WELCH, Aleighsa	f	1-4	0-0	0-0	0 3 3	2 2	3 3 0 0	28					28
31	DOZIER, Asia	f	3-4	3-4	0-0	0 2 2	1 9	1 1 0 0	12					12
33	IBIAM, Elem	c	0-2	0-0	2-2	0 3 3	2 2	0 0 3 0	12					12
05	SESSIONS, Khadijah	g	3-5	2-3	3-4	2 3 5	2 11	7 3 0 4	33					33
25	MITCHELL, Tiffany	g	4-9	0-4	7-7	0 0 0	2 15	2 4 3 5	37					37
01	CUEVAS, Bianca	g	0-1	0-0	0-0	0 0 0	2 0	0 0 0 0	2					2
02	GAINES, Olivia	g	0-0	0-0	0-0	0 0 0	1 0	0 0 0 0	4					4
22	WILSON, A'ja	g	7-10	0-1	0-2	2 2 4	1 14	1 1 3 0	21					21
23	ROY, Tina	g	2-5	2-5	0-0	1 1 2	0 6	2 1 1 0	24					24
41	COATES, Alaina	g	5-8	0-0	4-5	3 8 11	3 14	0 3 1 0	27					27
	Team					2 2 4								
	Totals		25-48	7-17	16-20	10 24 34	16 73	16 18 11 9	200					

FG % 1st Half: 16-28 57.1% 2nd half: 9-20 45.0% Game: 25-48 52.1% Deadball Rebounds
 3FG % 1st Half: 4-8 50.0% 2nd half: 3-9 33.3% Game: 7-17 41.2%
 FT % 1st Half: 2-3 66.7% 2nd half: 14-17 82.4% Game: 16-20 80.0%

Arkansas 56 • 15-10, 5-8 SEC

#	Player	Total		3-Ptr		Rebounds		PF	TP	A	TO	Blk	Stl	Min
		FG-FGA	FG-FGA	FT-FTA	Off Def Tot	Off Def Tot								
00	JACKSON, Jessica	f	8-19	2-6	2-2	3 6 9	4 20	2 1 1 1	38					38
42	BOWEN, Jhasmin	f	4-6	0-0	0-5	0 2 2	5 8	0 2 0 1	22					22
11	BERNA, Calli	g	5-7	3-3	0-0	1 4 5	3 13	7 4 0 2	40					40
15	BROOKS, Kelsey	g	3-10	1-2	1-1	2 0 2	1 8	1 2 0 0	25					25
33	WOLFF, Melissa	g	2-7	0-0	0-0	1 2 3	1 4	1 3 0 3	30					30
14	BOSTAD, McKinley	g	0-3	0-1	3-4	0 0 0	1 3	1 2 0 0	24					24
25	BAILEY, Joey	g	0-2	0-0	0-0	0 0 0	3 0	0 0 0 0	21					21
	Team					3 0 3								
	Totals		22-54	6-12	6-12	10 14 24	18 56	12 15 1 7	200					

FG % 1st Half: 12-28 42.9% 2nd half: 10-26 38.5% Game: 22-54 40.7% Deadball Rebounds
 3FG % 1st Half: 3-7 42.9% 2nd half: 3-5 60.0% Game: 6-12 50.0%
 FT % 1st Half: 4-5 80.0% 2nd half: 2-7 28.6% Game: 6-12 50.0%

Officials: Mark Zentz, Denise Brooks, Gina Cross
 Technical fouls: #2/2 South Carolina-None. Arkansas-TEAM.
 Attendance: 1531
 Fouled out: Arkansas #42, Bowen (0:41.5)

Score by periods	1st	2nd	Total
#2/2 South Carolina	38	35	73
Arkansas	31	25	56

Points In Off 2nd Fast Bench
 SC Paint 26 13 9 8 34
 AR 30 14 13 6 3
 Score tied - 1 time.
 Lead changed - 0 times.

Last FG - SC 2nd-04:21, AR 2nd-02:49.
 Largest lead - SC by 19 2nd-03:57, AR None.



Official Basketball Box Score -- Game Totals -- Final Statistics
#6/6 Tennessee vs #2/2 South Carolina
 02/23/15 9 p.m. at Columbia, S.C./Colonial Life Arena



#6/6 Tennessee 66 • 23-4 (13-1 SEC)

#	Player	Total		3-Ptr		Rebounds		PF	TP	A	TO	Blk	Stl	Min
		FG-FGA	FG-FGA	FT-FTA	Off Def Tot	Off Def Tot								
11	Burdick, Cierra	f	7-11	1-2	1-2	3 7 10	4 16	2 3 0 0	34					34
12	Graves, Bashaara	f	8-17	0-0	4-5	3 4 7	3 20	1 1 0 0	36					36
00	Reynolds, Jordan	g	4-10	0-2	2-2	1 0 1	2 10	3 2 0 0	33					33
05	Messengale, Ariel	g	2-9	2-7	2-2	0 2 2	3 8	1 0 0 0	40					40
14	Carter, Andraya	g	4-9	0-2	2-2	0 2 2	1 10	2 0 0 2	38					38
01	Moore, Nia	g	0-0	0-0	0-0	0 0 0	0 0	0 0 0 0	1					1
31	Nared, Jaime	g	1-4	0-0	0-1	1 4 5	1 2	1 0 1 0	16					16
33	Middleton, Alexa	g	0-0	0-0	0-0	0 1 1	0 0	0 0 0 0	2					2
	Team					3 2 5								
	Totals		26-60	3-13	11-14	11 22 33	14 66	10 6 1 2	200					

FG % 1st Half: 13-31 41.9% 2nd half: 13-29 44.8% Game: 26-60 43.3% Deadball Rebounds
 3FG % 1st Half: 1-6 16.7% 2nd half: 2-7 28.6% Game: 3-13 23.1%
 FT % 1st Half: 6-9 66.7% 2nd half: 5-5 100.0% Game: 11-14 78.6%

#2/2 South Carolina 71 • 26-1 (14-0 SEC)

#	Player	Total		3-Ptr		Rebounds		PF	TP	A	TO	Blk	Stl	Min
		FG-FGA	FG-FGA	FT-FTA	Off Def Tot	Off Def Tot								
24	WELCH, Aleighsa	f	9-14	0-0	1-2	9 5 14	0 19	2 2 1 1	33					33
31	DOZIER, Asia	f	2-6	1-4	2-2	1 2 3	1 7	1 0 0 1	24					24
33	IBIAM, Elem	c	6-9	0-0	0-0	5 3 8	2 12	0 0 0 0	18					18
05	SESSIONS, Khadijah	f	1-6	0-2	0-1	1 1 2	3 2	4 0 0 0	33					33
25	MITCHELL, Tiffany	g	6-14	0-1	4-5	1 6 7	1 16	4 0 0 0	38					38
01	CUEVAS, Bianca	g	0-6	0-0	0-0	0 1 1	0 0	1 1 0 1	12					12
22	WILSON, A'ja	g	3-7	0-0	2-2	1 0 1	1 8	0 0 1 1	12					12
23	ROY, Tina	g	0-2	0-1	0-0	0 1 1	0 0	0 0 0 0	8					8
41	COATES, Alaina	g	3-6	0-0	1-2	3 3 6	4 7	1 2 1 1	22					22
	Team					0 3 3								
	Totals		30-70	1-8	10-14	21 25 46	12 71	13 5 3 5	200					

FG % 1st Half: 17-38 44.7% 2nd half: 13-32 40.6% Game: 30-70 42.9% Deadball Rebounds
 3FG % 1st Half: 0-4 0.0% 2nd half: 1-4 25.0% Game: 1-8 12.5%
 FT % 1st Half: 2-4 50.0% 2nd half: 8-10 80.0% Game: 10-14 71.4%

Officials: Bryan Enterline, Sue Blauch, Roy Gulbeyan
 Technical fouls: #6/6 Tennessee-None. #2/2 South Carolina-None.
 Attendance: 14390

Score by periods	1st	2nd	Total
#6/6 Tennessee	33	33	66
#2/2 South Carolina	36	35	71

Points In Off 2nd Fast Bench
 UT Paint 34 10 21 5 2
 SC 40 10 21 2 15
 Score tied - 3 times.
 Lead changed - 0 times.



Official Basketball Box Score -- Game Totals -- Final Statistics
#11/13 Miss. State vs #2/2 South Carolina
 02/26/15 7 p.m. at Columbia, S.C.



#1



2014-15 South Carolina Basketball
#2/2 South Carolina Game-by-Game Highs (as of Feb 27, 2015)
All games



Opponent	Date	Score	Points	Rebounds	Assists	Steals	Blocked shots
SOUTHERN CAL	11/15/14	70-61	18-MITCHELL, Tiffany COATES, Alaina	13-COATES, Alaina	6-ROY, Tina	3-ROY, Tina	4-WELCH, Aleighsa
CLEMSON	11/20/14	99-41	18-WILSON, A'ja	10-COATES, Alaina	5-MITCHELL, Tiffany	3-MITCHELL, Tiffany	2-COATES, Alaina IBIAM, Elem
SAN DIEGO STATE	11/23/14	89-38	20-MITCHELL, Tiffany	9-WILSON, A'ja	5-CUEVAS, Bianca	4-SESSIONS, Khadij CUEVAS, Bianca	1-WILSON, A'ja
vs Wisconsin	11/27/14	67-44	11-WILSON, A'ja	9-COATES, Alaina	4-DOZIER, Asia	3-WILSON, A'ja	2-WELCH, Aleighsa IBIAM, Elem WILSON, A'ja
vs #22/22 Syracuse	11/28/14	67-63	21-MITCHELL, Tiffany	10-WILSON, A'ja	5-ROY, Tina	2-WILSON, A'ja	1-SESSIONS, Khadij IBIAM, Elem WELCH, Aleighsa WILSON, A'ja
NC CENTRAL	12/01/14	90-26	16-WILSON, A'ja	8-WILSON, A'ja	8-SESSIONS, Khadij	7-MITCHELL, Tiffany	3-IBIAM, Elem
CHARLOTTE	12/04/14	82-61	17-WILSON, A'ja	13-COATES, Alaina	4-SESSIONS, Khadij	3-WILSON, A'ja	3-WILSON, A'ja
at #9/8 Duke	12/07/14	51-50	11-DOZIER, Asia	10-COATES, Alaina	4-MITCHELL, Tiffany	3-SESSIONS, Khadij	2-WELCH, Aleighsa
SAVANNAH STATE	12/14/14	111-49	23-WILSON, A'ja	10-COATES, Alaina	10-ROY, Tina	4-SESSIONS, Khadij CUEVAS, Bianca	2-WILSON, A'ja
at Hampton	12/17/14	69-49	20-MITCHELL, Tiffany	13-COATES, Alaina	5-SESSIONS, Khadij	1-WILSON, A'ja CUEVAS, Bianca	3-COATES, Alaina
vs Central Michigan	12/20/14	80-45	18-MITCHELL, Tiffany	12-IBIAM, Elem	4-CUEVAS, Bianca ROY, Tina	5-MITCHELL, Tiffany	2-IBIAM, Elem COATES, Alaina
vs Liberty	12/21/14	84-44	17-WILSON, A'ja	10-WILSON, A'ja	4-DOZIER, Asia	3-GAINES, Olivia	3-WILSON, A'ja
AUBURN	01/02/15	77-58	12-WELCH, Aleighsa WILSON, A'ja	14-COATES, Alaina	4-MITCHELL, Tiffany DOZIER, Asia SESSIONS, Khadija	2-MITCHELL, Tiffany SESSIONS, Khadija	2-WILSON, A'ja
at LSU	01/04/15	75-51	21-WILSON, A'ja	13-WILSON, A'ja	4-ROY, Tina	2-CUEVAS, Bianca GAINES, Olivia	3-WILSON, A'ja
at Alabama	01/08/15	102-59	20-COATES, Alaina	5-WILSON, A'ja	5-SESSIONS, Khadij	4-SESSIONS, Khadij	3-WILSON, A'ja COATES, Alaina
#10/11 KENTUCKY	01/11/15	68-60	19-MITCHELL, Tiffany	11-WELCH, Aleighsa	4-MITCHELL, Tiffany	1-SESSIONS, Khadij WELCH, Aleighsa COATES, Alaina	3-WILSON, A'ja WELCH, Aleighsa
at Mizzou	01/15/15	60-49	19-MITCHELL, Tiffany	14-WELCH, Aleighsa	2-SESSIONS, Khadij	3-MITCHELL, Tiffany	2-MITCHELL, Tiffany IBIAM, Elem
at Florida	01/19/15	77-42	18-MITCHELL, Tiffany	13-COATES, Alaina	4-WELCH, Aleighsa CUEVAS, Bianca	4-MITCHELL, Tiffany	2-COATES, Alaina
#12/10 TEXAS A&M	01/26/15	79-61	18-WILSON, A'ja	11-COATES, Alaina	3-MITCHELL, Tiffany COATES, Alaina	4-SESSIONS, Khadij	2-WELCH, Aleighsa WILSON, A'ja
ALABAMA	01/29/15	85-54	17-WILSON, A'ja	10-COATES, Alaina	5-CUEVAS, Bianca	3-SESSIONS, Khadij	5-COATES, Alaina
at Ole Miss	02/01/15	77-59	21-CUEVAS, Bianca	10-COATES, Alaina	3-SESSIONS, Khadij	2-SESSIONS, Khadij WILSON, A'ja	2-COATES, Alaina WELCH, Aleighsa
at #22/21 Georgia	02/05/15	58-35	16-CUEVAS, Bianca	14-WELCH, Aleighsa	3-MITCHELL, Tiffany	2-CUEVAS, Bianca MITCHELL, Tiffany	3-WELCH, Aleighsa
at #2/2 Connecticut	02/09/15	62-87	17-WELCH, Aleighsa MITCHELL, Tiffany	11-WELCH, Aleighsa	3-MITCHELL, Tiffany	2-MITCHELL, Tiffany	1-COATES, Alaina
LSU	02/12/15	86-62	26-WILSON, A'ja	9-WELCH, Aleighsa	5-WELCH, Aleighsa	3-SESSIONS, Khadij MITCHELL, Tiffany	2-COATES, Alaina WILSON, A'ja
VANDERBILT	02/15/15	89-59	20-MITCHELL, Tiffany WILSON, A'ja	9-WELCH, Aleighsa	5-CUEVAS, Bianca	4-MITCHELL, Tiffany	1-SESSIONS, Khadij COATES, Alaina
at Arkansas	02/19/15	73-56	15-MITCHELL, Tiffany	11-COATES, Alaina	7-SESSIONS, Khadij	5-MITCHELL, Tiffany	3-MITCHELL, Tiffany WILSON, A'ja IBIAM, Elem
#6/6 TENNESSEE	02/23/15	71-66	19-WELCH, Aleighsa	14-WELCH, Aleighsa	4-MITCHELL, Tiffany SESSIONS, Khadija	1-CUEVAS, Bianca WELCH, Aleighsa WILSON, A'ja DOZIER, Asia COATES, Alaina	1-COATES, Alaina WILSON, A'ja WELCH, Aleighsa
#11/13 MISS. STATE	02/26/15	69-50	16-MITCHELL, Tiffany	7-COATES, Alaina WILSON, A'ja	4-SESSIONS, Khadij	3-MITCHELL, Tiffany	2-WILSON, A'ja



2014-15 South Carolina Basketball
#2/2 South Carolina Points-Rebounds-Assists (as of Feb 27, 2015)
All games



Opponent	Date	Score	00		01		02		03		05		15		22	
			FARMER,IND	CUEVAS,BIA	GAINES,OLI	DUCKETT,KA	SESSIONS,K	DAVIS,TIFF	WILSON,A'J							
SOUTHERN CAL	11/15/14	70-61	w	DNP	0-1-0	0-0-0	DNP	6-2-2	DNP	4-5-1						
CLEMSON	11/20/14	99-41	w	0-1-0	10-3-2	0-5-2	0-0-1	7-6-4	3-1-2	18-5-0						
SAN DIEGO STATE	11/23/14	89-38	w	1-0-0	11-3-5	0-2-1	DNP	6-0-3	0-2-1	15-9-3						
vs Wisconsin	11/27/14	67-44	w	0-0-0	2-1-1	0-1-3	0-0-0	2-4-2	2-0-0	11-6-1						
vs #22/22 Syracuse	11/28/14	67-63	w	DNP	0-0-0	0-0-0	DNP	5-1-3	DNP	15-10-0						
NC CENTRAL	12/01/14	90-26	w	0-2-0	4-1-5	4-1-0	2-1-0	4-4-8	0-1-1	16-8-1						
CHARLOTTE	12/04/14	82-61	w	0-0-0	0-1-1	0-0-0	0-0-0	6-2-4	DNP	17-3-1						
at #9/8 Duke	12/07/14	51-50	w	DNP	0-0-0	0-0-0	DNP	0-2-2	DNP	10-5-0						
SAVANNAH STATE	12/14/14	111-49	w	1-2-0	9-1-0	2-4-1	2-4-1	4-2-4	3-1-1	23-6-1						
at Hampton	12/17/14	69-49	w	DNP	12-1-1	0-0-0	DNP	2-3-5	0-1-0	12-6-1						
vs Central Michigan	12/20/14	80-45	w	0-0-0	2-1-4	2-2-0	0-1-0	2-2-3	0-0-0	12-5-0						
vs Liberty	12/21/14	84-44	w	0-0-0	6-1-3	2-1-3	0-0-0	0-1-1	0-1-0	17-10-1						
AUBURN	01/02/15	77-58	w	0-1-0	10-0-1	3-1-1	DNP	3-3-4	0-0-0	12-10-1						
at LSU	01/04/15	75-51	w	0-0-0	8-1-2	2-0-3	0-0-0	0-3-0	3-3-2	21-13-2						
at Alabama	01/08/15	102-59	w	0-1-0	7-3-3	2-1-3	0-1-0	2-1-5	4-1-0	11-5-3						
#10/11 KENTUCKY	01/11/15	68-60	w	DNP	2-0-0	DNP	DNP	12-5-2	0-0-0	8-9-1						
at Mizzou	01/15/15	60-49	w	DNP	5-2-1	0-0-0	DNP	7-5-2	DNP	3-4-0						
at Florida	01/19/15	77-42	w	2-0-0	11-2-4	1-2-1	0-0-0	0-3-2	3-2-0	16-9-0						
#12/10 TEXAS A&M	01/26/15	79-61	w	DNP	4-2-1	0-0-0	0-0-0	4-2-2	2-2-0	18-9-1						
ALABAMA	01/29/15	85-54	w	DNP	6-4-5	6-0-0	0-0-0	7-4-4	DNP	17-5-3						
at Ole Miss	02/01/15	77-59	w	0-0-0	21-4-0	0-0-0	0-0-0	7-2-3	DNP	11-6-1						
at #22/21 Georgia	02/05/15	58-35	w	DNP	16-4-2	2-1-1	0-1-0	1-3-2	DNP	4-5-0						
at #2/2 Connecticut	02/09/15	62-87	L	DNP	2-0-1	0-1-0	0-1-0	8-1-1	DNP	10-6-2						
LSU	02/12/15	86-62	w	DNP	8-2-0	0-0-1	DNP	12-0-2	DNP	26-8-0						
VANDERBILT	02/15/15	89-59	w	DNP	4-3-5	0-3-1	0-1-0	3-2-3	DNP	20-5-2						
at Arkansas	02/19/15	73-56	w	DNP	0-0-0	0-0-0	DNP	11-5-7	DNP	14-4-1						
#6/6 TENNESSEE	02/23/15	71-66	w	DNP	0-1-1	DNP	DNP	2-2-4	DNP	8-1-0						
#11/13 MISS. STATE	02/26/15	69-50	w	DNP	2-1-0	9-3-0	DNP	5-2-4	DNP	13-7-1						

Opponent	Date	Score	23		24		25		31		33		40		41	
			ROY,TINA	WELCH,ALEI	MITCHELL,T	DOZIER,ASI	IBIAM,ELEM	WHITE,JATA	COATES,ALA							
SOUTHERN CAL	11/15/14	70-61	w	9-2-6	10-7-0	18-2-4	0-0-1	5-6-0	0-2-1	18-13-0						
CLEMSON	11/20/14	99-41	w	DNP	17-3-3	15-0-5	3-1-4	3-3-0	11-5-0	12-10-2						
SAN DIEGO STATE	11/23/14	89-38	w	5-3-2	6-3-3	20-2-3	5-0-4	4-2-0	6-6-0	10-5-0						
vs Wisconsin	11/27/14	67-44	w	7-4-2	4-3-2	7-3-3	7-0-4	8-7-0	10-3-2	7-9-0						
vs #22/22 Syracuse	11/28/14	67-63	w	12-2-5	11-5-3	21-8-3	3-0-1	0-3-2	0-0-0	0-1-0						
NC CENTRAL	12/01/14	90-26	w	0-2-3	11-4-2	14-3-4	14-0-1	10-4-0	2-1-0	9-5-1						
CHARLOTTE	12/04/14	82-61	w	9-1-3	10-9-3	9-1-2	0-0-3	16-3-1	DNP	15-13-3						
at #9/8 Duke	12/07/14	51-50	w	0-1-0	8-8-1	7-3-4	11-0-0	8-5-1	DNP	7-10-0						
SAVANNAH STATE	12/14/14	111-49	w	0-7-10	11-8-0	15-2-2	0-0-2	21-4-0	DNP	20-10-1						
at Hampton	12/17/14	69-49	w	0-2-1	4-5-4	20-4-3	3-0-2	4-7-2	DNP	12-13-0						
vs Central Michigan	12/20/14	80-45	w	2-2-4	12-3-2	18-4-2	4-1-3	10-12-1	DNP	16-10-2						
vs Liberty	12/21/14	84-44	w	5-3-1	15-4-3	14-1-2	3-4-4	11-5-0	DNP	11-6-2						
AUBURN	01/02/15	77-58	w	3-1-2	12-6-0	7-1-4	5-0-4	11-2-0	DNP	11-14-0						
at LSU	01/04/15	75-51	w	6-1-4	6-5-1	17-4-2	3-0-1	2-4-1	DNP	7-4-0						
at Alabama	01/08/15	102-59	w	11-2-1	10-2-1	16-1-3	15-2-2	4-3-0	DNP	20-3-1						
#10/11 KENTUCKY	01/11/15	68-60	w	2-1-1	9-11-2	19-5-4	5-4-2	8-4-0	0-3-0	3-6-0						
at Mizzou	01/15/15	60-49	w	0-1-1	8-14-1	19-6-1	3-3-0	0-3-0	0-2-0	15-7-0						
at Florida	01/19/15	77-42	w	5-1-3	6-2-4	18-0-1	2-0-0	4-3-0	3-3-0	6-13-1						
#12/10 TEXAS A&M	01/26/15	79-61	w	5-1-2	12-7-0	16-2-3	0-1-1	6-3-0	DNP	12-11-3						
ALABAMA	01/29/15	85-54	w	5-1-1	8-1-1	11-4-2	5-1-3	6-4-0	DNP	14-10-1						
at Ole Miss	02/01/15	77-59	w	1-1-1	6-5-2	11-5-1	0-1-2	10-1-1	DNP	10-10-1						
at #22/21 Georgia	02/05/15	58-35	w	6-2-0	2-14-2	14-3-3	0-4-0	8-3-0	5-7-0	DNP						
at #2/2 Connecticut	02/09/15	62-87	L	0-0-0	17-11-0	17-4-3	2-1-1	0-3-0	0-0-0	6-3-1						
LSU	02/12/15	86-62	w	9-2-2	6-9-5	11-2-4	2-0-1	6-4-0	0-2-2	6-8-1						
VANDERBILT	02/15/15	89-59	w	9-2-4	6-9-1	20-3-1	0-0-1	9-4-1	4-4-0	14-3-1						
at Arkansas	02/19/15	73-56	w	6-2-2	2-3-3	15-0-2	9-2-1	2-3-0	DNP	14-11-0						
#6/6 TENNESSEE	02/23/15	71-66	w	0-1-0	19-14-2	16-7-4	7-3-1	12-8-0	DNP	7-6-1						
#11/13 MISS. STATE	02/26/15	69-50	w	0-0-1	4-6-1	16-4-2	4-1-1	6-1-0	0-0-0	10-7-1						



2014-15 South Carolina Basketball
#2/2 South Carolina Team Game-by-Game Comparison (as of Feb 27, 2015)
All games



Opponent	1st	2nd	Score	Mar	Total FG	FG Pct	3-Pointers	3FG Pct	Free Throws	FT Pct	Rebounds	Assist	T/Over	Block	Steal	Fouls
SOUTHERN CAL	27/24	43/37	70-61	+9	23-50/21-63	.460/.333	5-15/3-10	.333/.300	19-27/16-20	.704/.800	43/34	15/9	19/15	10/2	9/10	18/23
CLEMSON	45/21	54/20	99-41	+58	38-72/17-53	.528/.321	8-15/4-17	.533/.235	15-22/3-6	.682/.500	50/28	25/8	7/18	6/8	9/4	7/19
SAN DIEGO STATE	51/16	38/22	89-38	+51	33-65/14-49	.508/.286	9-19/6-14	.474/.429	14-20/4-8	.700/.500	40/33	25/8	10/29	1/2	18/7	7/19
Wisconsin	31/18	36/26	67-44	+23	28-64/13-46	.438/.283	3-12/4-11	.250/.364	8-14/14-22	.571/.636	41/34	20/10	10/19	7/1	12/1	16/16
#22/22 Syracuse	31/35	36/28	67-63	+4	23-64/22-58	.359/.379	9-28/7-23	.346/.304	12-20/12-18	.600/.667	35/50	17/15	5/16	4/1	4/3	19/21
NC CENTRAL	39/16	51/10	90-26	+64	35-58/10-45	.603/.222	5-13/2-10	.385/.200	15-22/4-10	.682/.400	40/23	26/2	13/28	8/1	21/7	11/22
CHARLOTTE	46/28	36/33	82-61	+21	30-54/24-53	.556/.453	4-13/3-8	.308/.375	18-26/10-13	.692/.769	37/20	21/16	15/18	7/3	7/9	14/23
#9/8 Duke	17/21	34/29	51-50	+1	20-53/18-57	.377/.316	3-12/4-19	.250/.211	8-16/10-13	.500/.769	36/44	8/8	18/22	5/8	12/8	15/16
SAVANNAH STATE	60/22	51/27	111-49	+62	38-65/21-59	.565/.356	1-8/1-14	.125/.071	34-47/6-11	.723/.545	56/21	23/8	12/20	6/2	11/8	12/31
Hampton	37/25	32/24	69-49	+20	25-55/18-52	.455/.346	9-19/5-17	.474/.294	10-16/8-13	.625/.615	48/21	19/8	18/10	7/1	2/5	19/18
Central Michigan	37/24	43/21	80-45	+35	37-72/18-59	.514/.305	3-17/2-12	.176/.167	3-9/7-9	.333/.778	48/36	21/7	16/23	6/1	14/6	7/12
Liberty	44/20	40/24	84-44	+40	31-64/18-55	.484/.327	5-11/2-12	.455/.167	17-26/6-6	.654/1000	46/30	20/10	8/18	6/9	10/4	12/21
AUBURN	34/17	43/41	77-58	+19	30-62/21-62	.484/.339	3-11/4-14	.273/.286	14-23/12-14	.609/.857	42/34	17/8	18/16	6/6	8/11	16/26
LSU	37/22	38/29	75-51	+24	27-53/22-64	.509/.344	8-21/1-7	.381/.143	13-18/6-16	.722/.375	30/26	18/4	23/18	7/1	8/13	19/20
Alabama	48/30	54/29	102-59	+43	37-58/19-51	.638/.373	11-21/4-15	.524/.267	17-20/17-22	.850/.773	55/37	22/7	7/17	7/1	8/4	15/15
#10/11 KENTUCKY	35/38	33/22	68-60	+8	23-68/22-67	.338/.328	4-16/4-15	.250/.267	18-26/12-14	.692/.857	51/33	12/11	16/11	10/8	3/10	13/22
Mizzou	25/20	35/29	60-49	+11	21-58/16-54	.362/.296	4-17/7-22	.235/.318	14-23/10-15	.609/.667	51/33	6/6	14/14	5/0	5/7	18/24
Florida	40/17	37/25	77-42	+35	32-54/19-70	.593/.271	4-10/1-15	.400/.067	9-14/3-4	.643/.750	42/35	16/6	16/15	5/2	9/4	13/20
#12/10 TEXAS A&M	39/31	40/30	79-61	+18	27-55/24-62	.491/.387	1-4/3-8	.250/.375	24-30/10-16	.800/.625	43/29	13/11	16/16	7/3	9/8	20/22
ALABAMA	38/21	47/33	85-54	+31	33-58/19-53	.569/.358	2-13/6-18	.154/.333	17-25/10-13	.680/.769	37/22	20/10	19/21	6/1	12/9	16/22
Ole Miss	36/29	41/30	77-59	+18	24-51/23-57	.471/.404	4-9/5-20	.444/.250	25-40/8-22	.625/.364	40/36	12/10	10/16	5/0	7/7	17/32
#22/21 Georgia	30/14	28/21	58-35	+23	22-57/12-58	.386/.207	6-16/2-19	.375/.105	8-18/9-15	.444/.600	50/38	10/5	19/17	10/3	4/7	21/19
#2/2 Connecticut	31/47	31/40	62-87	(25)	26-66/31-56	.394/.554	5-9/8-11	.556/.727	5-10/17-23	.500/.739	37/34	9/18	17/11	1/6	6/8	18/11
LSU	48/20	38/42	86-62	+24	31-59/25-70	.525/.357	7-12/1-7	.583/.143	17-22/11-13	.773/.846	39/36	18/13	21/20	6/4	12/12	13/19
VANDERBILT	46/27	43/32	89-59	+30	31-65/25-52	.477/.481	5-13/2-4	.385/.500	22-26/7-13	.846/.538	43/23	20/12	16/22	2/2	14/7	15/23
Arkansas	38/31	35/25	73-56	+17	25-48/22-54	.521/.407	7-17/6-12	.412/.500	16-20/6-12	.800/.500	34/24	16/12	18/15	11/1	9/7	16/18
#6/6 TENNESSEE	36/33	35/33	71-66	+5	30-70/26-60	.429/.433	1-8/3-13	.125/.231	10-14/11-14	.714/.766	46/33	13/10	5/6	3/1	5/2	12/14
#11/13 MISS. STATE	39/26	30/24	69-50	+19	26-51/19-55	.510/.345	1-6/7-23	.167/.304	16-24/5-9	.667/.556	36/30	11/14	16/20	5/4	12/6	15/22

Note: Game totals are displayed in the format TEAM/OPPONENT for each category



2014-15 South Carolina Basketball
#2/2 South Carolina Combined Team Statistics (as of Feb 27, 2015)
All games



RECORD:	OVERALL	HOME	AWAY	NEUTRAL
ALL GAMES	27-1	14-0	9-1	4-0
CONFERENCE	15-0	8-0	7-0	0-0
NON-CONFERENCE	12-1	6-0	2-1	4-0

#	Player	gp-gs	min	Total			3-Point		F-Throw		Rebounds			pf	dq	a	to	blk	stl	pts	avg		
				avg	fg-fga	fg%	3fg-fga	3fg%	ft-fga	ft%	off	def	tot									avg	
25	MITCHELL, Tiffany	28-28	815	29.1	149-287	.519	47-104	.452	76-91	.835	22	62	84	3.0	43	0	77	56	8	57	421	15.0	
22	WILSON, A'ja	28-1	567	20.3	138-265	.521	1-2	.500	105-158	.665	63	121	184	6.6	54	1	28	46	43	30	382	13.6	
41	COATES, Alaina	27-5	563	20.9	99-183	.541	0-0	.000	94-133	.707	78	143	221	8.2	46	0	23	38	42	15	292	10.8	
24	WELCH, Aleighsa	28-28	715	25.5	115-203	.567	0-1	.000	22-56	.393	82	99	181	6.5	45	2	52	49	32	13	252	9.0	
33	IBIAM, Elem	28-28	488	17.4	79-137	.577	0-0	.000	36-48	.750	43	71	114	4.1	63	1	10	33	26	7	194	6.9	
01	CUEVAS, Bianca	28-0	425	15.2	58-158	.367	14-57	.246	32-41	.780	12	31	43	1.5	34	0	48	44	3	36	162	5.8	
05	SESSIONS, Khadijah	28-27	642	22.9	46-115	.400	15-51	.294	21-41	.512	19	53	72	2.6	43	0	88	38	4	57	128	4.6	
23	ROY, Tina	27-0	402	14.9	42-103	.408	32-78	.410	1-2	.500	6	42	48	1.8	17	0	62	30	3	7	117	4.3	
31	DOZIER, Asia	28-21	453	16.2	43-109	.394	23-73	.315	6-9	.667	2	27	29	1.0	19	0	50	25	3	15	115	4.1	
40	WHITE, Jatarie	14-0	153	10.9	17-44	.386	0-0	.000	7-12	.583	13	25	38	2.7	16	0	5	12	3	4	41	2.9	
15	DAVIS, Tiffany	14-0	77	5.5	5-13	.385	4-11	.364	6-9	.667	4	11	15	1.1	5	0	7	9	0	0	20	1.4	
02	GAINES, Olivia	26-2	222	8.5	14-38	.368	1-3	.333	6-8	.750	11	17	28	1.1	23	0	21	11	0	15	35	1.3	
00	FARMER, India	13-0	34	2.6	0-3	.000	0-2	.000	4-6	.667	4	3	7	0.5	1	0	0	1	0	1	4	0.3	
03	DUCKETT, Kaydra	16-0	44	2.8	1-11	.091	0-1	.000	2-4	.500	4	6	10	0.6	4	0	2	1	2	3	4	0.3	
Team																							
Total.....		28	5600		806-1669	.483	137-383	.358	418-618	.676	419	768	1187	42.4	414	4	473	402	169	260	2167	77.4	
Opponents.....		28	5600		559-1594	.351	107-390	.274	254-384	.661	326	553	879	31.4	570	17	266	491	82	194	1479	52.8	

TEAM STATISTICS	SC	OPP	Date	Opponent	Score	Att.
SCORING	2167	1479	11/15/14	SOUTHERN CAL	w 70-61	10057
Points per game	77.4	52.8	11/20/14	CLEMSON	w 99-41	11012
Scoring margin	+24.6	-	11/23/14	SAN DIEGO STATE	w 89-38	10301
FIELD GOALS-ATT	806-1669	559-1594	@ 11/27/14	vs Wisconsin	w 67-44	167
Field goal pct	.483	.351	@ 11/28/14	vs #22/22 Syracuse	w 67-63	342
3 POINT FG-ATT	137-383	107-390	12/01/14	NC CENTRAL	w 90-26	8823
3-point FG pct	.358	.274	12/04/14	CHARLOTTE	w 82-61	9629
3-pt FG made per game	4.9	3.8	12/07/14	at #9/8 Duke	w 51-50	6004
FREE THROWS-ATT	418-618	254-384	12/14/14	SAVANNAH STATE	w 111-49	9605
Free throw pct	.676	.661	12/17/14	at Hampton	w 69-49	4000
F-Throws made per game	14.9	9.1	< 12/20/14	vs Central Michigan	w 80-45	2858
REBOUNDS	1187	879	< 12/21/14	vs Liberty	w 84-44	2659
Rebounds per game	42.4	31.4	* 01/02/15	AUBURN	w 77-58	16465
Rebounding margin	+11.0	-	* 01/04/15	at LSU	w 75-51	3438
ASSISTS	473	266	* 01/08/15	at Alabama	w 102-59	2454
Assists per game	16.9	9.5	* 01/11/15	#10/11 KENTUCKY	w 68-60	17156
TURNOVERS	402	491	* 01/15/15	at Mizzou	w 60-49	1440
Turnovers per game	14.4	17.5	* 01/19/15	at Florida	w 77-42	1503
Turnover margin	+3.2	-	* 01/26/15	#12/10 TEXAS A&M	w 79-61	13546
Assist/turnover ratio	1.2	0.5	* 01/29/15	ALABAMA	w 85-54	11927
STEALS	260	194	* 02/01/15	at Ole Miss	w 77-59	1935
Steals per game	9.3	6.9	* 02/05/15	at #22/21 Georgia	w 58-35	4896
BLOCKS	169	82	02/09/15	at #2/2 Connecticut	L 62-87	10167
Blocks per game	6.0	2.9	* 02/12/15	LSU	w 86-62	12342
ATTENDANCE	175555	43394	* 02/15/15	VANDERBILT	w 89-59	15255
Home games-Avg/Game	14-12540	10-3737	* 02/19/15	at Arkansas	w 73-56	1531
Neutral site-Avg/Game	-	4-1506	* 02/23/15	#6/6 TENNESSEE	w 71-66	14390
			* 02/26/15	#11/13 MISS. STATE	w 69-50	15047

Score by Periods	1st	2nd	Totals
#2/2 South Carolina	1065	1102	2167
Opponents	693	786	1479

* = SEC game
 @ = Junkanoo Jam (Freeport, Bahamas)
 < = Subway Classic (Minneapolis)



2014-15 South Carolina Basketball
#2/2 South Carolina Combined Team Statistics (as of Feb 27, 2015)
Conference games



RECORD:	OVERALL	HOME	AWAY	NEUTRAL
ALL GAMES	15-0	8-0	7-0	0-0
CONFERENCE	15-0	8-0	7-0	0-0
NON-CONFERENCE	0-0	0-0	0-0	0-0

#	Player	gp-gs	min	avg	Total			3-Point		F-Throw		Rebounds				pf	dq	a	to	blk	stl	pts	avg
					fg-fga	fg%	3fg-fga	3fg%	ft-fga	ft%	off	def	tot	avg									
25	MITCHELL, Tiffany	15-15	450	30.0	82-167	.491	16-48	.333	46-53	.868	12	35	47	3.1	21	0	37	29	7	32	226	15.1	
22	WILSON, A'ja	15-0	296	19.7	71-142	.500	1-2	.500	59-86	.686	35	65	100	6.7	31	1	16	28	26	9	202	13.5	
41	COATES, Alaina	14-0	297	21.2	48-87	.552	0-0	.000	53-71	.746	41	72	113	8.1	31	0	11	24	24	11	149	10.6	
24	WELCH, Aleighsa	15-15	385	25.7	54-95	.568	0-0	.000	8-27	.296	42	66	108	7.2	25	1	26	28	18	6	116	7.7	
01	CUEVAS, Bianca	15-0	240	16.0	35-94	.372	7-26	.269	27-33	.818	9	20	29	1.9	16	0	25	30	1	17	104	6.9	
33	IBIAM, Elem	15-15	253	16.9	38-68	.559	0-0	.000	18-19	.947	15	35	50	3.3	38	1	3	17	11	4	94	6.3	
05	SESSIONS, Khadijah	15-15	359	23.9	28-58	.483	9-25	.360	11-25	.440	9	33	42	2.8	28	0	46	25	2	30	76	5.1	
23	ROY, Tina	15-0	214	14.3	24-52	.462	19-42	.452	1-2	.500	2	17	19	1.3	8	0	25	17	1	2	68	4.5	
31	DOZIER, Asia	15-14	242	16.1	22-60	.367	12-43	.279	4-5	.800	1	21	22	1.5	14	0	20	15	2	7	60	4.0	
15	DAVIS, Tiffany	6-0	27	4.5	3-5	.600	3-5	.600	3-4	.750	1	7	8	1.3	2	0	2	4	0	0	12	2.0	
02	GAINES, Olivia	13-1	127	9.8	10-17	.588	1-2	.500	4-6	.667	4	7	11	0.8	14	0	11	5	0	5	25	1.9	
40	WHITE, Jatarie	7-0	77	11.0	4-16	.250	0-0	.000	4-8	.500	8	13	21	3.0	9	0	2	9	3	1	12	1.7	
00	FARMER, India	5-0	12	2.4	0-1	.000	0-0	.000	2-2	1.000	1	1	2	0.4	1	0	0	0	0	1	2	0.4	
03	DUCKETT, Kaydra	8-0	21	2.6	0-5	.000	0-1	.000	0-2	.000	1	2	3	0.4	1	0	0	0	0	0	0	0.0	
Team												29	26	55				3					
Total.....		15	3000		419-867	.483	68-194	.351	240-343	.700	210	420	630	42.0	239	3	224	234	95	125	1146	76.4	
Opponents.....		15	3000		314-889	.353	56-212	.264	137-212	.646	185	286	471	31.4	318	12	139	244	37	114	821	54.7	

TEAM STATISTICS	SC	OPP	Date	Opponent	Score	Att.
SCORING	1146	821	* 01/02/15	AUBURN	w 77-58	16465
Points per game	76.4	54.7	* 01/04/15	at LSU	w 75-51	3438
Scoring margin	+21.7	-	* 01/08/15	at Alabama	w 102-59	2454
FIELD GOALS-ATT	419-867	314-889	* 01/11/15	#10/11 KENTUCKY	w 68-60	17156
Field goal pct	.483	.353	* 01/15/15	at Mizzou	w 60-49	1440
3 POINT FG-ATT	68-194	56-212	* 01/19/15	at Florida	w 77-42	1503
3-point FG pct	.351	.264	* 01/26/15	#12/10 TEXAS A&M	w 79-61	13546
3-pt FG made per game	4.5	3.7	* 01/29/15	ALABAMA	w 85-54	11927
FREE THROWS-ATT	240-343	137-212	* 02/01/15	at Ole Miss	w 77-59	1935
Free throw pct	.700	.646	* 02/05/15	at #22/21 Georgia	w 58-35	4896
F-Throws made per game	16.0	9.1	* 02/12/15	LSU	w 86-62	12342
REBOUNDS	630	471	* 02/15/15	VANDERBILT	w 89-59	15255
Rebounds per game	42.0	31.4	* 02/19/15	at Arkansas	w 73-56	1531
Rebounding margin	+10.6	-	* 02/23/15	#6/6 TENNESSEE	w 71-66	14390
ASSISTS	224	139	* 02/26/15	#11/13 MISS. STATE	w 69-50	15047
Assists per game	14.9	9.3				
TURNOVERS	234	244	* = SEC game			
Turnovers per game	15.6	16.3	@ = Junkanoo Jam (Freeport, Bahamas)			
Turnover margin	+0.7	-	< = Subway Classic (Minneapolis)			
Assist/turnover ratio	1.0	0.6				
STEALS	125	114				
Steals per game	8.3	7.6				
BLOCKS	95	37				
Blocks per game	6.3	2.5				
ATTENDANCE	116128	17197				
Home games-Avg/Game	8-14516	7-2457				
Neutral site-Avg/Game	-	0-0				

Score by Periods	1st	2nd	Totals
#2/2 South Carolina	569	577	1146
Opponents	376	445	821