

Media Relations: Diana Koval
Office: 803.777.7977
Cell: 314.369.6050
Email: dkoval@mailbox.sc.edu
Website: www.GamecocksOnline.com
Twitter: www.Twitter.com/GamecocksOnline
Facebook: www.Facebook.com/GamecocksOnline

WOMEN'S BASKETBALL SOUTH CAROLINA

Game 8
Dec. 4, 2011
2 p.m.
Raleigh, N.C.
Reynolds Coliseum (8,560)

2011-12 Schedule

Fri., Nov. 4	Limestone (Exh.)	Columbia, S.C.	W, 84-53
Fri., Nov. 11	at Illinois	Champaign, Ill.	W, 71-52
Mon., Nov. 14	Alabama A&M	Columbia, S.C.	W, 60-53
Thu., Nov. 17	at Clemson	Clemson, S.C.	W, 65-48
Sun., Nov. 20	#11/12 Penn State (SS)	Columbia, S.C.	L, 50-55
Wed., Nov. 23	C. of Charleston (SS)	Columbia, S.C.	W, 59-40
Sun., Nov. 27	Presbyterian (SS)	Columbia, S.C.	W, 52-24
Wed., Nov. 30	at Xavier	Cincinnati Ohio	W, 67-56
Sun., Dec. 4	at NC State	Raleigh, N.C.	2 p.m.
Sun., Dec. 11	Furman (SS)	Columbia, S.C.	1 p.m.
Wed., Dec. 14	South Carolina State	Columbia, S.C.	Noon

Carolinas Challenge

Sun., Dec. 18 vs. North Carolina Myrtle Beach, S.C. 3 p.m.

Wed., Dec. 21	Savannah State	Columbia, S.C.	Noon
Wed., Dec. 28	at Drexel	Philadelphia, Pa.	5 p.m.
Sun., Jan. 1	Alabama*	Columbia, S.C.	3 p.m.
Thu., Jan. 5	Vanderbilt*	Columbia, S.C.	7 p.m.
Sun., Jan. 8	at Florida*	Gainesville, Fla.	2 p.m.
Thu., Jan. 12	at LSU*	Baton Rouge, La.	8 p.m.
Sun., Jan. 15	Kentucky*	Columbia, S.C.	3 p.m.
Thu., Jan. 19	at Auburn*	Auburn, Ala.	7 p.m.
Sun., Jan. 22	at Vanderbilt* (ESPNU)	Nashville, Tenn.	1:30 p.m.
Thu., Jan. 26	Ole Miss* (FSN)	Columbia, S.C.	7 p.m.
Sun., Jan. 29	Mississippi St.* (SECN)	Columbia, S.C.	2 p.m.
Thu., Feb. 2	at Tennessee* (CSS)	Knoxville, Tenn.	7 p.m.
Thu., Feb. 9	at Arkansas*	Fayetteville, Ark.	8 p.m.
Sun., Feb. 12	Florida* (ESPN2)	Columbia, S.C.	5 p.m.
Thu., Feb. 16	Georgia* (FSN)	Columbia, S.C.	7 p.m.
Sun., Feb. 19	at Alabama* (FSN)	Tuscaloosa, Ala.	3 p.m.
Thu., Feb. 23	at Kentucky*	Lexington, Ky.	7 p.m.
Sun., Feb. 26	Arkansas* (SECN)	Columbia, S.C.	2 p.m.

SEC Tournament

Thu., Mar. 1	First Round (FSN)	Nashville, Tenn.	TBA
Fri., Mar. 2	Quarterfinals (FSN)	Nashville, Tenn.	TBA
Sat., Mar. 3	Semifinals (ESPNU)	Nashville, Tenn.	TBA
Sun., Mar. 4	Final (ESPN2)	Nashville, Tenn.	TBA

* indicates SEC game

All Times Listed as Eastern

Television outlet listed in parentheses – SS is SportSouth; FSN is SportsSouth, Fox Sports Southwest and Sun Sports; SECN is SEC Network; CSS is Charter Sports Southeast.



South Carolina Gamecocks (6-1)

Head Coach: Dawn Staley
Record at South Carolina: 48-49 (4th season)
Career Record: 220-129 (12th season)
Record vs. NC State: 3-3



NC State Wolfpack (4-2)

Head Coach: Kellie Harper
Record at NC State: 38-33 (3rd season)
Career Record: 135-98 (8th season)
Record vs. South Carolina: 0-3

Game Information

NC State Series: NCSU leads 18-11
In Raleigh: NCSU leads 8-4
In Columbia: Tied 6-6
At Neutral Site: NCSU leads 4-1

Radio: WISW 1320 AM (Brad Muller and Marcy Girton); GamecocksOnline.com
Live Stats: GamecocksOnline.com

South Carolina Notables

- This is the Gamecocks' 38th season as a varsity sport.
- South Carolina is looking for its fourth-straight win over NC State and its second in as many games at Reynolds Coliseum.
- The Gamecocks' bench has accounted for 53.1 percent of the team's scoring and 62.8 percent of its rebounding so far this season.
- Three Gamecocks turned in career-high points at Xavier, led by Markeshia Grant's 18 points. Freshman Aleighsa Welch added 16, and junior Sancheon White netted 10 on 4-of-5 shooting.
- Senior La'Keisha Sutton is on track to become just the 11th player in school history to amass at least 1,000 points and 300 assists in her career. The last to reach both marks was Cristina Ciocan in the 2003-04 season. Sutton needs just 23 points and 18 assists to reach both plateaus.

Tale of the Tape

NCSU	SC
4-2	Overall Record..... 6-1
0-0	Conference Record 0-0
3-0	Home Record 3-1
1-2	Away Record 3-0
0-0	Neutral Record 0-0
73.3	Points Per Game 60.6
60.7	Opp. Points Per Game..... 46.9
.402	Field Goal %age..... .362
.365	Opp. Field Goal %age..... .368
.318	3-Pt. Field Goal %age235
.336	Opp. 3-Pt. Field Goal %age..... .222
.628	Free Throw %age..... .595
14.3	FTs Made Per Game 13.4
14.0	Assists Per Game 11.5
+3.3	Turnover Margin +7.9
50.2	Rebounds Per Game 39.1
+12.8	Rebounding Margin..... +4.3
13.8	Steals Per Game..... 10.9
5.7	Blocked Shots Per Game 4.6













Uniform Patch

The Gamecocks have added a patch to their uniforms this season to honor teammate Shelbretta Ball, who was medically disqualified from playing this fall. The team wanted Brett and everyone watching to know that she will always be an integral part of them and what they achieve this season.

A Snapshot of the 2011-12 Gamecocks

Probable starters noted by shaded background and are based on previous game

0		Imani Sellers 5-8 • Jr. • Guard Holly Hill, S.C. (Lake Marion)	GP 4 GS 0 PPG 0.8 RPG 0.3 APG 0.3	SPG 0.0 BPG 0.0 FG% .500 3FG% .500 FT% .000	<ul style="list-style-type: none"> • Tied career high with three points vs. Presbyterian • Joined team as a walk-on in August 2010 • High energy, great teammate
1		Ebony Wilson 5-8 • Sr. • Guard Newark, N.J. (Rend Lake College)	GP 6 GS 0 PPG 1.7 RPG 1.3 APG 0.2	SPG 0.7 BPG 0.3 FG% .750 3FG% — FT% .500	<ul style="list-style-type: none"> • Key defender, especially in late-game situations • Has the ability to change the complexion of a game defensively
3		Ileasia Walker 5-8 • Jr. • Guard Amityville, N.Y. (Copiague)	GP 7 GS 7 PPG 6.6 RPG 4.1 APG 2.1	SPG 2.1 BPG 0.3 FG% .296 3FG% .200 FT% .688	<ul style="list-style-type: none"> • Two double-digit scoring games, team's top scorer once this season • Tied career high with six assists vs. Presbyterian • Voted to preseason All-SEC Second Team by league's coaches • Versatile player still learning when to utilize which of her skills
5		Markeshia Grant 5-6 • Sr. • Guard Tampa, Fla./ (Coll. of Central Florida)	GP 7 GS 7 PPG 9.0 RPG 2.0 APG 2.4	SPG 1.1 BPG 0.1 FG% .353 3FG% .276 FT% .700	<ul style="list-style-type: none"> • Second on team in points per game • Three double-digit scoring games, team's top scorer twice this season • Career-high 18 points at Xavier • Dished out career-high six assists vs. Alabama A&M
11		La'Keisha Sutton 5-8 • Sr. • Guard Trenton, N.J. (Trenton Catholic)	GP 7 GS 7 PPG 7.1 RPG 2.4 APG 3.9	SPG 1.7 BPG 0.4 FG% .261 3FG% .143 FT% .579	<ul style="list-style-type: none"> • 11th in SEC in assists and 13th in assist-to-turnover ratio • Six assists and career-high seven steals at Clemson • Team captain (with Courtney Newton) • Voted to preseason All-SEC Second Team by league's coaches
12		Charenee Stephens 6-0 • Sr. • Forward Decatur, Ga. (Southwest DeKalb)	GP 7 GS 7 PPG 4.6 RPG 4.0 APG 0.0	SPG 0.6 BPG 0.1 FG% .462 3FG% — FT% .727	<ul style="list-style-type: none"> • One double-digit scoring game, team's top rebounder once this season • Five of eight rebounds against Penn State came on offensive end • Team-high 19 pts at Clemson
20		Sancheon White 5-10 • Jr. • Guard Hammon, Ind. (Central Arizona)	GP 7 GS 0 PPG 3.1 RPG 2.1 APG 0.9	SPG 0.9 BPG 0.1 FG% .176 3FG% .100 FT% .643	<ul style="list-style-type: none"> • Career-high 10 points at Xavier, hitting 4-of-5 field goals • Handed out career-best three assists twice (vs. Presbyterian, at Illinois) • Great transition player, turning defense to easy transition scoring
21		Ashley Bruner 6-0 • Jr. • Forward Norman, Okla. (Norman)	GP 7 GS 0 PPG 10.7 RPG 8.3 APG 1.4	SPG 2.3 BPG 1.1 FG% .517 3FG% — FT% .419	<ul style="list-style-type: none"> • Averaged 10.0 rebounds (5.0 offensive) over last four games • Leads team in scoring, ranks among SEC's top 10 in rebounds and steals • Tenacious rebounder with good instincts that offset her height disadvantage
22		Courtney Newton 5-9 • Sr. • Forward Flowery Branch, Ga. (Flowery Branch)	GP 7 GS 7 PPG 1.1 RPG 2.0 APG 0.0	SPG 0.6 BPG 0.3 FG% .167 3FG% .200 FT% 1.000	<ul style="list-style-type: none"> • Team captain (with La'Keisha Sutton) • In her fifth season, career began as a point guard and has evolved into an aggressive interior player • Tough competitor with never-back-down mentality
23		Tina Roy 5-11 • Fr. • Guard Kaplan, La. (Kaplan)	GP 7 GS 0 PPG 6.4 RPG 1.7 APG 0.0	SPG 0.4 BPG 0.0 FG% .375 3FG% .333 FT% .500	<ul style="list-style-type: none"> • Career game vs. Presbyterian – team-high 15 points on five 3s, four rebounds and two steals in 22 minutes • Excellent shooter with great basketball IQ
24		Aleighsa Welch 6-0 • Fr. • Forward Goose Creek, S.C. (Goose Creek)	GP 7 GS 0 PPG 7.4 RPG 6.1 APG 0.6	SPG 0.6 BPG 1.0 FG% .593 3FG% — FT% .690	<ul style="list-style-type: none"> • Career-high 16 points at Xavier, including 10 free throws (2nd-most by SC freshman all-time) • Has twice grabbed six offensive rebounds (at Xavier, vs. Penn State), the 4th-most by a SC freshman all-time • Most consistently productive of newcomers
30		Pamela Decheva 6-1 • Fr. • Forward Sofia, Bulgaria	GP 4 GS 0 PPG 0.0 RPG 0.0 APG 0.0	SPG 0.0 BPG 0.0 FG% .000 3FG% .000 FT% —	<ul style="list-style-type: none"> • Hit a pair of 3-pointers in nine minutes of exhibition action • Has participated in FIBA Europe competitions with Bulgarian national teams since 2007, beginning at the U16 level • Grandmother Vanya Voynova is in the FIBA Hall of Fame
33		Elem Ibiam 6-3 • Fr. • Forward Fayetteville, Ga. (Fayette County)	GP 6 GS 0 PPG 3.0 RPG 3.7 APG 0.0	SPG 0.0 BPG 0.8 FG% .350 3FG% .000 FT% .667	<ul style="list-style-type: none"> • Pulled down career-high six boards and blocked three shots in just nine minutes at Xavier • Rated top-15 post player in 2011 class and No. 57 recruit overall • Good back-to-the-basket player with great footwork and ability to turn around and shoot in the post as well

Quick Facts

The University

Location: Columbia, S.C.

Founded: 1801

Enrollment: 29,957

Colors: Garnet (PMS 202) and Black

Nickname: Gamecocks

Conference: Southeastern

President: Dr. Harris Pastides

Athletics Director: Eric Hyman

Facility: Colonial Life Arena (18,000)

Coaching Staff

Head Coach: Dawn Staley

Alma Mater: Virginia, 1992

Overall Record: 220-129 (12th season)

School Record: 48-49 (4th season)

Assoc. Head Coach (Alma Mater):

Lisa Boyer (Ithaca, 1972)

Assistant Coaches (Alma Mater):

Nikki McCray (Tennessee, 1995)

Darius Taylor (Michigan, 2000)

Dir. of Basketball Operations (Alma Mater):

Cynthia Jordan (Temple, 2004)

Team Information

2010-11 Record: 18-15

Home: 14-5 Away: 3-8 Neutral: 1-2

SEC Record (Finish): 8-8 (T-5th)

Home: 5-3 Away: 3-5

Letterwinners Returning/Lost: 8/5

Starters Returning/Lost: 3/2

Program History

First Year of Women's Basketball: 1974-75

All-Time Record: 628-478 (38th season)

All-Time SEC Record: 81-186 (21st season)

NCAA Appearances (Last): 8 (2003)

NCAA Tournament Record: 8-8

WNIT Appearances (Last): 4 (2011)

WNIT Record: 3-4

Media Relations

Women's Basketball Contact: Diana Koval

Office: 803.777.7977

Cell: 314.369.6050

Email: dkoval@mailbox.sc.edu

Press Row Phone: 803.777.6182

Athletics Department on the Web

Website: GamecocksOnline.com

Twitter: @GamecocksOnline.com

Facebook: Facebook.com/GamecocksOnline

YouTube: YouTube.com/GamecocksOnline

Women's Basketball on Twitter

Team: @GamecockWBB

Head Coach: @DawnStaley

Current Gamecock Streaks

	Total	Home	Road	Neut.
Overall	W3	W2	W3	L1
SEC	L2	L1	L2	—
Non-Conference	W3	W2	W3	L1
Ranked Teams	L2	L1	L2	L2

A South Carolina Win Would...

- Make the Gamecocks 7-1 to start the season, the best mark since opening the 2003-04 season with an 8-1 mark.
- Be the Gamecocks' fourth on the road this season, just one shy of the program's most under head coach Dawn Staley, which is five in the 2009-10 season. South Carolina has not won more than five true road games since 1990-91.
- Be the Gamecocks' fourth straight over NC State dating back to Dec. 14, 2009, when a buzzer beater from Demetress Adams ended a five-game skid to the Wolfpack in Staley's first season.

By the Numbers

- 2 Games in which Aleighsa Welch has pulled down six offensive rebounds (Penn State, at Xavier), which are the fourth-most by a freshman in South Carolina history
- 4 Defensive categories in which the Gamecocks rank among the SEC's top five – scoring defense (1st), 3-point field goal percentage defense (2nd), rebounding defense (3rd) and steals (5th)
- 3 Games this season in which the trio of starting guards – Markeshia Grant, La'Keisha Sutton and Ieasia Walker – has scored or assisted on more than 60 percent of the team's points – Illinois (62.0), Alabama A&M (75.0) and Penn State (68.0)
- 5 Statistical categories in which Ashley Bruner ranks among the SEC's top 30, including two in which she rates in the top 10 – rebounding (7th) and steals (10th)
- 15 Free throw attempts by Aleighsa Welch at Xavier, tying the South Carolina freshman record originally set by Schonna Banner vs. Cincinnati on Jan. 9, 1987
- 16 Steals by Ashley Bruner through seven games, two-thirds of her previous career high of 24 in 2010-11 and more than a third of her career total (36) coming into this season
- 18 Assists away from 300 for La'Keisha Sutton, who would become just the 14th Gamecock to hit the mark
- 23 Points away from 1,000 for La'Keisha Sutton, who would become the 27th Gamecock to reach that plateau and the first since Lauren Simms hit the mark in the 2006-07 season
- 53.1 Percent of points scored by the bench
- 53.6 Percent of made field goals that have been assisted (81 of 151), the highest mark of the Dawn Staley era – the previous high was last season's 45.8 percent

Last Time Out

Senior Markeshia Grant got the offense going early and helped sustain it late in a 67-56 win at Xavier Wednesday night. Her career-high 18 points led four Gamecocks in double figures as freshman Aleighsa Welch added 16, including 10 from the free throw line. South Carolina shot a season-high 44.0 percent from the field and netted 21 free throws as the constant aggressor.

NC State Series Notes

The Wolfpack lead the series 18-11 but the Gamecocks have won the last three meetings, including last season's 77-63 victory in Columbia on Dec. 12. That outing was the most lop-sided of the three wins as the other two came by a combined four points.

The last time these two teams met in Reynolds Coliseum, where the Wolfpack holds an 8-4 advantage over the Gamecocks, was the most dramatic in recent series history. The game on Jan. 14, 2009, saw five lead changes in the final minute of play with Demetress Adams striking the final blow at the buzzer to give the Gamecocks a 56-55 win, snapping a five-game losing streak to NC State.

Road Warriors

South Carolina has a 182-230 (.442) all-time record on the road. The Gamecocks' best season on the road was 1979-80 when they went 11-4. Under head coach Dawn Staley, South

Gamecocks in the Rankings

(SEC thru 11/30; NCAA thru 11/27)

Team	SEC	NCAA	Actual
Scoring Offense	11th	226th	60.6
Scoring Defense	1st	5th	46.9
Field Goal Percentage	12th	278th	.362
Field Goal %age Def.	8th	93rd	.368
3-Point FG %age	11th	221st	.235
3-Point FG %age Def.	2nd	11th	.222
3-Point FG Made/Gm.	9th	188th	4.0
Free Throw Percentage	11th	278th	.595
Rebounding Offense	12th	—	39.1
Rebounding Defense	3rd	—	34.9
Rebounding Margin	11th	77th	+4.3
Assists	10th	188th	11.6
Steals	5th	87th	10.9
Turnover Margin	4th	20th	+7.9
Blocked Shots	6th	109th	4.6

Ashley Bruner	SEC	NCAA	Actual
Scoring	28th	—	10.7
Rebounding	7th	65th	8.3
Field Goal %age	13th	—	.517
Steals	10th	257th	2.3
Blocked Shots	15th	163rd	1.1

Tina Roy	SEC	NCAA	Actual
3-Pt. FGM/Gm.	12th	248th	1.4

La'Keisha Sutton	SEC	NCAA	Actual
Assists	11th	176th	3.9
Assist/Turnover Ratio	13th	151st	1.4

Ieasia Walker	SEC	NCAA	Actual
Steals	12th	185th	2.1

Aleighsa Welch	SEC	NCAA	Actual
Rebounding	17th	—	6.1

Carolina is 13-21 in road games. In her 11th season as a head coach, Staley has a 75-67 road record.

The Gamecocks are 3-0 on the road so far this season, matching last season's road win total. The most true road games South Carolina has won under Staley is five, which the 2009-10 team amassed. The Gamecocks have not won more than five true road games in a season since the 1990-91 squad went 6-4.

Defense Hits High Marks

When the NCAA released its first statistical rankings for this season through games of Nov. 27, the South Carolina defense proved to be among the nation's best. The Gamecocks were fifth in the nation (first in the SEC) in scoring defense, 11th in 3-point field goal percentage defense and 20th in turnover margin.

South Carolina has allowed more than 55 points just once in seven games this season – Xavier netted 56 on Nov. 30. Much of that low scoring may be courtesy of the Gamecocks' ability to eliminate the 3-point shot as a weapon. South Carolina has allowed just one team to shoot better than 33.3 percent from behind the arc – Illinois (1-of-2, .500). For teams attempting at least five 3s, just two have shot better than 28 percent – Presbyterian (2-of-7, .333) and Xavier (4-of-12, .333).

The trio of experienced guards have helped the Gamecocks on both sides of the turnover margin. The Gamecocks have forced 20 or more turnovers in five of their seven games this season while committing 20 or more turnovers only once (vs. College of Charleston, Nov. 23).

For Starters

South Carolina head coach Dawn Staley has started the same five Gamecocks in each game this season and has always liked the idea of bringing an offensive weapon off the bench. That strategy seems to be working to full effect this season as 53.1 percent of the Gamecocks' scoring has come from someone not in the starting five. It is the highest percentage of bench scoring in Staley's tenure at South Carolina – in 2010-11, the bench netted 36.7 percent of the team's points; in 2009-10, it was 27.5 percent; and in her inaugural season of 2008-09 it was 29.0 percent. The delay tactic has not slowed the Gamecocks' production in the early going as they have been in the lead in all every game in the opening five minutes.

With both junior Ashley Bruner and freshman Aleighsa Welch coming off the bench, the reserves have accounted for 62.8 percent of the team's rebounding this season. Bruner has reeled in a team-best 8.3 boards per game, while Welch is second at 6.1. Junior guard Ieasia Walker actually leads the starting group on the boards as her 4.1 per contest is third-best on the team.

Tough to Scout

Throughout the preseason, head coach Dawn Staley talked about the versatility of her team as a key to the season's success. While she may have been speaking more about the various ways individual players could find to score, it's been the Gamecocks' ability to get points from various locations that has delivered the program's best opening record since 2003-04. In seven games, five different players have led the team in scoring – Ashley Bruner (2), Markeshia Grant (2), Tina Roy (1), Charenee Stephens (1) and Ieasia Walker (1). In all, eight different Gamecocks have scored at least 10 points in at least one game this season.



Around the SEC

(Thru games of 11/30)

	SEC Games			Overall		
	W	L	Pct.	W	L	Pct.
Kentucky	0	0	.000	7	0	1.00
Vanderbilt	0	0	.000	7	0	1.00
Florida	0	0	.000	6	1	.857
Georgia	0	0	.000	6	1	.857
South Carolina	0	0	.000	6	1	.857
Mississippi St.	0	0	.000	6	1	.857
Arkansas	0	0	.000	5	1	.833
Auburn	0	0	.000	5	1	.833
Ole Miss	0	0	.000	5	1	.833
Alabama	0	0	.000	5	2	.714
Tennessee	0	0	.000	3	2	.600
LSU	0	0	.000	3	3	.500

Today's Games

December 4

Louisville at 12/10 Kentucky, 1 p.m. (FSN)
 Georgia Tech at 15/14 Georgia, 2 p.m. (CSS)
 Texas at 8/8 Tennessee, 2 p.m. (SS)
 Kansas at Alabama, 3 p.m.
 Tulane at Mississippi State, 3 p.m.
 High Point at 25/23 Vanderbilt, 3 p.m.

Recent Results

November 30

Auburn def. Troy, 74-47
 15/14 Georgia def. S.C. State, 85-48
 Mississippi State def. South Alabama, 63-47
 25/22 Vanderbilt def. Austin Peay, 83-51

November 27

Alabama def. VCU, 72-64
 18/11 Kentucky def. Miss. Valley St., 90-51
 1/1 Baylor def. 3/7 Tennessee, 76-67
 Auburn def. USC-Aiken, 75-34
 Ohio State def. 21/23 LSU, 77-68
 13/10 Georgia def. Northeastern 81-61

*Rankings are listed as AP/ESPN Poll
 All Times Eastern; TV Network in ()*

AP Top 25

(November 28)

1. Baylor	6-0
2. Connecticut	6-0
3. Notre Dame	5-1
4. Texas A&M	6-0
5. Stanford	4-1
6. Maryland	7-0
7. Duke	4-1
8. Tennessee	2-2
9. Miami (Fla.)	5-1
10. Louisville	6-1
11. Rutgers	6-0
12. Kentucky	7-0
13. Purdue	6-0
14. North Carolina	5-0
15. Georgia	5-1
16. Penn State	5-1
17. Ohio State	5-0
18. Oklahoma	3-1
19. Texas Tech	5-0
20. Georgetown	5-2
21. Texas	5-1
22. DePaul	5-1
23. Green Bay	5-0
24. Delaware	4-0
25. Vanderbilt	6-0

ESPN/USA Today Top 25

(November 28)

1. Baylor	6-0
2. Connecticut	6-0
3. Notre Dame	5-1
4. Texas A&M	6-0
5. Stanford	4-1
6. Duke	4-1
7. Maryland	7-0
8. Tennessee	2-2
9. Miami (Fla.)	5-1
10. Kentucky	7-0
11. Louisville	6-1
12. Rutgers	6-0
13. North Carolina	5-0
14. Georgia	5-1
15. Penn State	5-1
16. Purdue	6-0
17. Green Bay	5-0
18. Ohio State	5-0
19. Oklahoma	3-1
20. Georgetown	5-2
21. DePaul	5-1
22. Texas	5-1
23. Vanderbilt	6-0
24. Gonzaga	3-1
25. Texas Tech	5-0

Helping Hand

With arguably the best point guard in international women's basketball history at the helm, South Carolina has been at its best when its assist numbers are highest. In the Dawn Staley era (2008-09 through present), the Gamecocks are 36-15 when handing out 10 or more assists, including a 4-0 mark this season. When missing the 10-assist plateau, South Carolina is just 13-35 overall with Staley, including a 4-20 mark in SEC action. That overall record includes this season's 2-1 ledger.

Triple Play

Coming into the season, may observers felt the fate of the Gamecocks' season rested largely in the hands of its experienced backcourt – seniors Markeshia Grant and La'Keisha Sutton and junior Ieasia Walker. Through the first seven games, that has certainly been the case as between their points and assists, the trio has contributed to 60.1 percent of the team's 60.6 points per game.

The trio's camaraderie on and off the floor has bred friendly competition specifically between the two seniors, designed to ultimately guide the team to its goals. After Sutton led the team with 3.6 assists per game last season, Grant has set her sights on unseating her classmate in the assist department.

Sutton is currently leading the friendly competition with 27 assists – 3.9 per game to rank 11th in the SEC. Grant has the edge in efficiency, however, with a 1.9 assist-to-turnover ratio and leads the scoring battle with 9.0 points per game, second-best average on the team.

Not So Fast

While the backcourt got all the attention leading into the season, a member of the Gamecock frontcourt leads the team in scoring as junior Ashley

Bruner's 10.7 points per game includes four double-digit outings and ranks among the top 30 averages in the SEC. Additionally, she ranks 13th in the league in field goal percentage (.517).

Particularly when it comes to the assist battle in the backcourt, South Carolina's forwards will be counted on to deliver the basket at the end of those passes. The six forwards on the South Carolina roster have accounted for 44.2 percent of the team's 60.6 points per game – Bruner 10.7 ppg, Charenee Stephens 4.6 ppg, Aleighsa Welch 7.4 ppg, Elem Ibiam 3.0 ppg, Courtney Newton 1.1 and Pamela Decheva 0.0.

Deciding December

The Gamecocks are 146-76 (.658) all-time in the month of December, including an 87-22 (.798) record at home. Under head coach Dawn Staley, South Carolina is 14-6 in the final month of the year. The Gamecocks went 4-3 in Staley's first year at the helm (2008-09), were 4-2 in 2009-10 and posted a 6-1 mark last season.

Strength of Schedule

After finishing the 2010-11 campaign with the nation's 19th-toughest schedule, the Gamecocks are facing another challenging slate in 2011-12. With both the Associated Press and USA Today/ESPN

On the Horizon

Head coach Dawn Staley inked four players in the early signing period. Below is a brief look at each of the future Gamecocks.

- **Tiffany Davis** (Houston, Texas/Westbury Christian) is a 5-foot-8 point guard rated the 29th in the 2012 class at that position. Before transferring to Westbury Christian, she helped Westside High to the 2011 District 20-5A championship game. Davis earned all-region and first-team all-district honors as a junior, netting 16.0 points per game.
- **Asia Dozier** (Columbia, S.C./Spring Valley) is a 5-foot-11 guard who helped Spring Valley to state championships in 2009 and 2011. Rated the 34th-best guard in the 2012 class and a four-star player by *ESPN Hoop/Gurlz*, Dozier averaged 17.1 ppg and 3.8 apg as a junior as the Lady Vikings went 29-0. As a freshman, her 18.3 ppg and 3.8 apg earned her Class 4A Area Player of the Year honors from *The State* newspaper. Her father, Perry, and uncle Terry Dozier also played basketball for the Gamecocks.
- **Tina Mitchell** (Charlotte, N.C./Providence Day) is a 5-foot-10 guard who is rated among the top 50 players in the 2012 class by *ESPN Hoop/Gurlz*. She earned South Charlotte player of the year honors and was an *Associated Press* All-State selection after averaging 18.4 points, 6.9 rebounds, 4.2 steals and 3.9 assists as a junior. She guided the Chargers to 21 straight wins in 2010-11, including the program's second-straight NCISAA state title.
- **Khadijah Sessions** (Myrtle Beach, S.C./Myrtle Beach) is a 5-foot-6 point guard rated the seventh-best in the class at her position by *ESPN Hoop/Gurlz*. The 40th-ranked player overall, she averaged 17.9 points and 5.7 assists as a junior while leading the Seahawks to their second-straight AAA state championship. A member of the all-state team, Sessions also captured all-region honors last season.

Team Specialty Stats

South Carolina/Opponent

	Pts. in Paint	Pts. Off TOs	2nd Chance Pts	Fast Break Pts
11/11 at Ill.	26/20	27/16	18/12	4/4
11/14 Ala. A&M	38/30	17/14	12/24	8/6
11/17 at Clemson	44/36	20/6	15/6	8/6
11/20 Penn St.	20/26	17/8	16/3	2/4
11/23 CoFC	26/20	24/9	25/9	10/2
11/27 Presby.	20/14	16/4	7/2	4/0
11/30 at Xavier	28/28	27/13	13/10	2/4
12/4 at NC St.				
12/11 Furman				
12/14 SC State				
12/18 vs. UNC				
12/21 Sav. St.				
12/28 at Drexel				
1/1 Ala.				
1/5 Vandy				
1/8 at Fla.				
1/12 at LSU				
1/15 Kentucky				
1/19 at Auburn				
1/22 at Vandy				
1/26 Ole Miss				
1/29 Miss. St.				
2/2 at Tenn.				
2/9 at Ark.				
2/12 Fla.				
2/16 Georgia				
2/19 at Ala.				
2/23 at Ky.				
2/26 Ark.				

Starters vs. Bench Points

	SC Starters	Opp. Starters	SC Bench	Opp. Bench
11/11 at Ill.	35	40	36	12
11/14 Ala. A&M	33	49	27	4
11/17 at Clemson	36	33	29	15
11/20 Penn St.	38	45	17	10
11/23 CoFC	24	28	35	12
11/27 Presby.	10	19	42	5
11/30 at Xavier	28	40	39	16
12/4 at NC St.				
12/11 Furman				
12/14 SC State				
12/18 vs. UNC				
12/21 Sav. St.				
12/28 at Drexel				
1/1 Ala.				
1/5 Vandy				
1/8 at Fla.				
1/12 at LSU				
1/15 Kentucky				
1/19 at Auburn				
1/22 at Vandy				
1/26 Ole Miss				
1/29 Miss. St.				
2/2 at Tenn.				
2/9 at Ark.				
2/12 Fla.				
2/16 Georgia				
2/19 at Ala.				
2/23 at Ky.				
2/26 Ark.				

Miscellaneous Stats

Double-Doubles 2011-12 Career Record

Ashley Bruner	1	4	2-2
Charenee Stephens	0	7	4-3
Ieasia Walker	0	1	1-0

30+ Points 2011-12 Career Record

Ieasia Walker	0	1	1-0
---------------	---	---	-----

20+ Points 2011-12 Career Record

La'Keisha Sutton	0	5	4-1
Ieasia Walker	0	4	2-2
Charenee Stephens	0	1	1-0

10+ Points 2011-12 Career Record

Ashley Bruner	4	15	10-5
La'Keisha Sutton	3	46	22-24
Markeshia Grant	3	11	8-3
Ieasia Walker	2	32	17-15
Aleighsa Welch	2	2	2-0
Charenee Stephens	1	18	12-6
Tina Roy	1	1	1-0
Sancheon White	1	1	1-0
Courtney Newton	0	4	3-1

10+ Rebounds 2011-12 Career Record

Ashley Bruner	3	6	3-3
Charenee Stephens	0	13	6-7
Ieasia Walker	0	1	1-0

5+ Assists 2011-12 Career Record

La'Keisha Sutton	2	22	13-9
Ieasia Walker	1	5	4-1
Markeshia Grant	1	1	1-0
Courtney Newton	0	1	1-0

5+ Steals 2011-12 Career Record

La'Keisha Sutton	1	4	3-1
Ieasia Walker	1	3	1-2

Games Led Team In...

(Tied for team lead in each category included)

Scoring 2011-12 Career Record

Ashley Bruner	2	5	3-2
Markeshia Grant	2	4	3-1
Ieasia Walker	1	15	8-7
Charenee Stephens	1	4	4-0
Tina Roy	1	1	1-0
La'Keisha Sutton	0	19	6-13
Courtney Newton	0	2	2-0

Rebounding 2011-12 Career Record

Ashley Bruner	4	19	10-9
Aleighsa Welch	4	4	4-0
Charenee Stephens	1	23	11-12
Ieasia Walker	1	6	4-2
Courtney Newton	1	3	1-2
Markeshia Grant	0	3	2-1
La'Keisha Sutton	0	2	1-1
Ebony Wilson	0	1	1-0

Assists 2011-12 Career Record

La'Keisha Sutton	34	51	25-26
Ieasia Walker	2	13	7-6
Markeshia Grant	2	4	3-1
Sancheon White	1	1	1-0
Courtney Newton	0	5	4-1
Ashley Bruner	0	1	0-1
Charenee Stephens	0	1	0-1
Ebony Wilson	0	1	0-1

SEC Network closes out the string with the regular-season finale against Arkansas (Feb. 26).

South Carolina is 2-1 this season in live televised games.

Scoring Differentials

Largest lead in a win.....	by 30 (65-35), 2nd-7:10 at Illinois, 11/11/11
Largest deficit overcome to win	by 4 (15-19), 1st-5:22 vs. College of Charleston, 11/23/11
Largest lead given up in a loss.....	by 8 (42-50), 2nd-5:47 vs. #11/12 Penn State
Largest deficit in a loss.....	by 6 (20-26), 1st-00:50 vs. #11/12 Penn State

Coaches preseason polls released this week, South Carolina will play seven games against nationally ranked teams. Another five games will be against teams that also received votes in one or both polls.

Seventeen of the Gamecocks' 29 games this season will be against teams that participated in the 2011 postseason, including nine who were in the NCAA Tournament. Of the 24 opponents on the schedule, eight finished the 2010-11 season with an RPI in the top 50. Six others closed with an RPI between 51 and 100.

Watching the Gamecocks

Fans can catch up with the Gamecocks on television 12 times this season, including a pair of games on the ESPN family of networks. South Carolina will also live stream video of all of its non-televised home games for free via its official athletics website, www.GamecocksOnline.com.

The television schedule opens with four non-conference games on SportSouth, beginning with the Penn State game on Nov. 20. The station also will air games against College of Charleston (Nov. 23), Presbyterian (Nov. 27) and Furman (Dec. 11). The SEC package kicks in on Jan. 22 with the contest at Vanderbilt airing on ESPNU. Fox Sports Net will show the home game against Ole Miss (Jan. 26), and SEC Network will air the Mississippi State tilt (Jan. 29). Following the CSS broadcast of the game at Tennessee (Feb. 2), ESPN2 comes to Columbia for the Florida game (Feb. 12). The games against Georgia (Feb. 16) and at Alabama (Feb. 19) will air on FSN, and

2011-12 Roster

No.	Name	Pos.	Ht	Yr.	Hometown/Last School
0	Imani Sellers	G	5-8	Jr.	Holly Hill, S.C./Lake Marion
1	Ebony Wilson	G	5-8	Sr.	Newark, N.J./Rend Lake College
2	Shelbretta Ball #	G	5-8	Fr.	Jackson, Miss./Jackson Academy
3	Ieasia Walker	G	5-8	Jr.	Amityville, N.Y./Copiague
5	Markeshia Grant	G	5-6	Sr.	Tampa, Fla./Coll. of Central Florida
11	La'Keisha Sutton	G	5-8	Sr.	Trenton, N.J./Trenton Catholic
12	Charenee Stephens	F	6-0	Sr.	Decatur, Ga./Southwest DeKalb
20	Sancheon White	G	5-10	Jr.	Hammond, Ind./Central Ariz. Coll.
21	Ashley Bruner	F	6-0	Jr.	Norman, Okla./Norman
22	Courtney Newton	F	5-9	Sr.	Flowery Branch, Ga./Flowery Branch
23	Tina Roy	G	5-11	Fr.	Kaplan, La./Kaplan
24	Aleighsa Welch	F	6-0	Fr.	Goose Creek, S.C./Goose Creek
30	Pamela Decheva	F	6-1	Fr.	Sofia, Bulgaria
33	Elem Ibiam	F	6-3	Fr.	Fayetteville, Ga./Fayette County

indicates medically disqualified from participating

Head Coach: Dawn Staley

Associate Head Coach: Lisa Boyer

Assistant Coaches: Nikki McCray, Darius Taylor

Pronunciation Guide

Ashley Bruner.....	BREW-ner
Pamela Decheva	DETCH-iv-uh
Markeshia Grant	mar-KEY-shuh
Elem Ibiam	ELL-um IB-ee-um
Imani Sellers.....	i-MAH-nee
Charenee Stephens	shar-NAY
La'Keisha Sutton	luh-KEY-shuh
Ieasia Walker	eye-EESH-uh
Aleighsa Welch	uh-LEE-suh
Sancheon White.....	SAN-chee-on



Gamecock Career/Season Highs

Player	Points	Rebounds	Assists	Blocks	Steals	Minutes
Bruner	18 vs. Sav. St., 12/5/10	18 vs. Penn State, 11/21/11	3 vs. Alabama, 1/23/11	4, 2x, last, vs. Sav. St., 12/5/10	4, 3x, last, vs. C of C, 11/23/11	34, 2x, last, at LSU, 2/24/11
Season	15 vs. Ala. A&M, 11/14	18 vs. Penn State, 11/21	2, 2x, last, vs. Ala. A&M, 11/14	3 vs. Ala. A&M, 11/14	4, 2x, last, vs. C of C, 11/12	32 vs. Ala. A&M, 11/14
Decheva	—	—	—	—	—	5, 2x, last, vs. C of C, 11/23/11
Season	Same	Same	Same	Same	Same	Same
Grant	18 at Xavier, 11/30/11	9 vs. Ole Miss, 3/3/11	6 vs. Ala. A&M, 11/14/11	1, 2x, last, vs. Kentucky, 2/10/11	3 vs. Clemson, 11/18/10	34 at Xavier, 11/30/11
Season	Same	5 vs. C of C, 11/23	6 vs. Ala. A&M, 11/14	1 vs. Ala. A&M, 11/14	2, 2x, last, at Xavier, 11/30	Same
Ibiam	5 at Illinois, 11/11/11	6 at Xavier, 11/30/11	—	3 at Xavier, 11/30/11	—	11 vs. C of C, 11/23/11
Season	Same	Same	Same	Same	Same	Same
Newton	17 vs. Buffalo, 11/17/07	7, 2x, last, at LSU, 2/24/11	6 vs. St. Francis, 11/9/07	2 vs. Alabama, 1/23/11	4, 2x, last, at Florida, 2/22/09	35 at Florida, 2/22/09
Season	6 vs. Ala. A&M, 11/14	5 at Clemson, 11/17	—	1 at Illinois, 11/11	2 vs. Ala. A&M, 11/14	16 vs. Ala. A&M, 11/14
Roy	15 vs. Presby., 11/27/11	4 vs. Presby., 11/27/11	—	—	2 vs. Presby., 11/27/11	22 vs. Presby., 11/27/11
Season	Same	Same	Same	Same	Same	Same
Sellers	3, 2x, last, vs. Presby., 11/27/11	2 vs. Georgia, 3/4/11	1 vs. UNC, 12/19/10	—	—	8, 2x, last, vs. Georgia, 3/4/11
Season	3 vs. Presby., 11/27	1 at Illinois, 11/11	—	—	—	5 vs. Presby., 11/27
Stephens	20 vs. SDSU, 11/28/09	13 vs. Chas. Sth., 12/1/10	2 vs. Presby., 12/28/10	3 vs. Illinois, 11/15/10	3, 2x, last, vs. Georgia, 2/25/10	34 at Charlotte, 11/16/09
Season	19 at Clemson, 11/17	8 vs. Penn State, 11/20	—	1 at Xavier, 11/30	2 at Clemson, 11/17	21 at Clemson, 11/17
Sutton	24, 2x, last, vs. Auburn, 2/20/11	7 at Ole Miss, 1/22/09	8, 2x, last, vs. Florida, 1/9/11	2 vs. UConn, 12/28/08	7 at Clemson, 11/17/11	43 vs. Vandy, 2/27/11
Season	13 vs. Ala. A&M, 11/14	6 vs. Ala. A&M, 11/14	6 at Clemson, 11/17	1, 3x, last, vs. Presby., 11/27	Same	36 vs. Ala. A&M, 11/14
Walker	30 vs. Clemson, 11/18/10	11 at Ole Miss, 1/16/11	6, 3x, last, vs. Presby., 11/27/11	2 vs. Tenn., 1/20/11	5, 3x, last, vs. Penn State, 11/20/11	43 at Ole Miss, 1/16/11
Season	15 vs. Penn State, 11/20	5, 3x, last, at Clemson, 11/17	6 vs. Presby., 11/27	2 vs. Ala. A&M, 11/14	5 vs. Penn State, 11/20	38 vs. Penn State, 11/20
Welch	16 at Xavier, 11/30/11	9, 2x, last, vs. C of C, 11/23/11	1, 3x, last, at Xavier, 11/30/11	3 vs. Presby., 11/27/11	3 at Xavier, 11/30/11	23 at Xavier, 11/30/11
Season	Same	Same	Same	Same	Same	Same
White	10 at Xavier, 11/30/11	3, 3x, last, at Xavier, 11/30/11	3, 2x, last, vs. Presby., 11/27/11	1 at Xavier, 11/30/11	2 at Illinois, 11/11/11	16 vs. Presby., 11/27/11
Season	Same	Same	Same	Same	Same	Same
Wilson	8 vs. High Pt., 12/2/09	5, 2x, last, at Penn St., 11/21/10	2 at Penn St., 11/21/10	1, 7x, last, vs. Ala. A&M, 11/14/11	3 at Illinois, 11/11/11	29 vs. High Pt., 12/2/09
Season	4 at Illinois, 11/11	2, 2x, last, at Clemson, 11/17	1 at Illinois, 11/11	1, 2x, last, vs. Ala. A&M, 11/14	Same	18 at Illinois, 11/11

South Carolina's Record When...

	SEC Only	All Games
Record	0-0	6-1
Playing a ranked opponent.....	0-0	0-1
Playing at home	0-0	3-1
Playing on the road	0-0	3-0
Playing at neutral site	0-0	0-0
Leading at half	0-0	6-0
Trailing at half	0-0	0-1
Tied at half	0-0	0-0
Playing an overtime game	0-0	0-0
0 players score in double-figures.....	0-0	0-0
1 player scores in double-figures.....	0-0	1-1
2 players score in double-figures.....	0-0	2-0
3 players score in double-figures.....	0-0	1-0
4 players score in double-figures.....	0-0	2-0
5 players score in double-figures.....	0-0	0-0
Starters outscore opponent's starters.....	0-0	1-0
Opponent's starters score equal/more.....	0-0	5-1
Bench outscores opponent's bench.....	0-0	6-1
Opponent's bench scores equal/more.....	0-0	0-0
Shooting 50% or better	0-0	0-0
Shooting between 40-49%	0-0	2-0
Shooting between 30-39%	0-0	4-0
Shooting less than 30%	0-0	0-1
Opponent shoots 50% or better	0-0	0-1
Opponent shoots between 40-49%	0-0	2-0
Opponent shoots between 30-39%	0-0	3-0
Opponent shoots less than 30%	0-0	1-0
Shooting better than opponent	0-0	4-0
Shooting worse than/equal to opponent	0-0	2-1
Having more FTs made than opponent.....	0-0	4-0
Having equal/less FTs made than opponent	0-0	2-1
Outrebounding opponent.....	0-0	4-1
Having equal/less rebounds than opponent.....	0-0	2-0
Having more TOs than opponent	0-0	0-0
Having equal or less TOs than opponent.....	0-0	6-1
Attempting more FT than 3FG.....	0-0	5-0
Attempting equal/less FT than 3FG	0-0	1-1
Making 5 or more 3FGs	0-0	2-1
Making less than 5 3FGs.....	0-0	4-0
Attempting 15 or more 3FGs	0-0	4-0
Attempting less than 15 3FGs.....	0-0	2-1

	SEC Only	All Games
No South Carolina players foul out	0-0	5-1
One or more South Carolina players foul out.....	0-0	1-0
Having 10 or more assists.....	0-0	4-0
Having less than 10 assists.....	0-0	2-1
Scoring more pts. in paint than opponent	0-0	5-0
Scoring equal/less pts. in paint than opponent ...	0-0	1-1
Scoring more pts. off TOs than opponent	0-0	6-1
Scoring equal/less pts. off TOs than opponent ...	0-0	0-0
Scoring more 2nd-chance pts.....	0-0	5-1
Scoring equal/less 2nd-chance pts.....	0-0	1-0
Scoring more fast break pts.	0-0	4-0
Scoring equal/less fast break pts	0-0	2-1
Wearing white uniforms.....	0-0	3-1
Wearing black uniforms	0-0	3-0
Wearing garnet uniforms.....	0-0	0-0
Playing in tournaments/classics.....	0-0	0-0
Playing on live television	0-0	2-1
Playing in November.....	0-0	6-1
Playing in December.....	0-0	0-0
Playing in January	0-0	0-0
Playing in February	0-0	0-0
Playing in March.....	0-0	0-0
Playing during the day	0-0	2-1
Playing at night	0-0	4-0
Playing on Sunday.....	0-0	1-1
Playing on Monday.....	0-0	1-0
Playing on Tuesday.....	0-0	0-0
Playing on Wednesday	0-0	2-0
Playing on Thursday.....	0-0	1-0
Playing on Friday	0-0	1-0
Margin is 5 pts. or less.....	0-0	0-1
Margin is between 6-10.....	0-0	1-0
Margin is between 11-20	0-0	4-0
Margin is more than 20.....	0-0	1-0
Having a 20-pt. scorer.....	0-0	0-0
Having a 30-pt. scorer.....	0-0	0-0
Scoring 49 points or less.....	0-0	0-0
Scoring 50-59 points.....	0-0	2-1
Scoring 60-69 points.....	0-0	3-0
Scoring 70-79 points.....	0-0	1-0
Scoring 80-89 points.....	0-0	0-0
Scoring 90-99 points.....	0-0	0-0

2011-12 Team High/ Low

South Carolina	Game Highs		Game Lows	
POINTS	71	at Illinois, 11/11/11	50	Penn State, 11/20/11
FIELD GOALS MADE	25	at Clemson, 11/17/11	18	C. of Charleston, 11/23/11
FIELD GOAL ATTEMPTS	76	Penn State, 11/20/11	50	at Xavier, 11/30/11
FIELD GOAL PERCENTAGE	.440 (22-50)	at Xavier, 11/30/11	.250 (19-76)	Penn State, 11/20/11
3 PT FIELD GOALS MADE	8	Presbyterian, 11/27/11	1	at Clemson, 11/17/11
3 PT FG ATTEMPTS	29	Penn State, 11/20/11	6	at Clemson, 11/17/11
3 PT FG PERCENTAGE	.400 (8-20)	Presbyterian, 11/27/11	.143 (3-21)	C. of Charleston, 11/23/11
FREE THROWS MADE	21	at Xavier, 11/30/11	2	Presbyterian, 11/27/11
FREE THROW ATTEMPTS	38	at Xavier, 11/30/11	9	Presbyterian, 11/27/11
FREE THROW PERCENTAGE	.720 (18-25)	at Illinois, 11/11/11	.222 (2-9)	Presbyterian, 11/27/11
REBOUNDS	46	C. of Charleston, 11/23/11	34	at Xavier, 11/30/11
				at Illinois, 11/11/11
ASSISTS	14	Alabama A&M, 11/14/11	8	C. of Charleston, 11/23/11
		at Illinois, 11/11/11		Penn State, 11/20/11
STEALS	14	at Clemson, 11/17/11	8	Presbyterian, 11/27/11
BLOCKED SHOTS	9	Alabama A&M, 11/14/11	1	at Clemson, 11/17/11
TURNOVERS	22	C. of Charleston, 11/23/11	10	Penn State, 11/20/11
FOULS	21	at Illinois, 11/11/11	7	Presbyterian, 11/27/11
Opponent	Game Highs		Game Lows	
POINTS	56	at Xavier, 11/30/11	24	Presbyterian, 11/27/11
FIELD GOALS MADE	21	Penn State, 11/20/11	10	Presbyterian, 11/27/11
FIELD GOAL ATTEMPTS	60	Alabama A&M, 11/14/11	38	at Illinois, 11/11/11
FIELD GOAL PERCENTAGE	.500 (21-42)	Penn State, 11/20/11	.250 (10-40)	Presbyterian, 11/27/11
3 PT FIELD GOALS MADE	4	at Xavier, 11/30/11	0	Penn State, 11/20/11
				at Clemson, 11/17/11
3 PT FG ATTEMPTS	12	at Xavier, 11/30/11	2	at Illinois, 11/11/11
3 PT FG PERCENTAGE	.500 (1-2)	at Illinois, 11/11/11	.000 (0-6)	Penn State, 11/20/11
			.000 (0-7)	at Clemson, 11/17/11
FREE THROWS MADE	25	at Illinois, 11/11/11	2	Presbyterian, 11/27/11
FREE THROW ATTEMPTS	35	at Illinois, 11/11/11	7	Presbyterian, 11/27/11
FREE THROW PERCENTAGE	.929 (13-14)	Penn State, 11/20/11	.286 (2-7)	Presbyterian, 11/27/11
REBOUNDS	41	Alabama A&M, 11/14/11	28	Presbyterian, 11/27/11
ASSISTS	16	at Xavier, 11/30/11	5	Presbyterian, 11/27/11
				Alabama A&M, 11/14/11
				at Illinois, 11/11/11
STEALS	9	C. of Charleston, 11/23/11	4	at Clemson, 11/17/11
		Alabama A&M, 11/14/11		
BLOCKED SHOTS	11	at Clemson, 11/17/11	0	Presbyterian, 11/27/11
TURNOVERS	29	C. of Charleston, 11/23/11	18	Alabama A&M, 11/14/11
FOULS	25	at Xavier, 11/30/11	9	Presbyterian, 11/27/11

The Last Time ...

Individual

Scored 50 Points

South Carolina 51, Jocelyn Penn vs. Stetson, 1/4/03
Opponent Never

Scored 40 Points

South Carolina 51, Jocelyn Penn vs. Stetson, 1/4/03
Opponent 46, Cornelia Gayden, LSU, 1/14/95

Scored 30 Points

South Carolina 30, Ieasia Walker vs. Clemson, 11/18/10
Opponent 32, LaQueta Ferguson, Florida International, 11/25/07

Grabbed 20 Rebounds

South Carolina 25, Kelsey Bone vs. Boston University, 12/28/09
Opponent 24, Courtney Paris, Oklahoma, 12/30/07

Grabbed 15 Rebounds

South Carolina 18, Ashley Bruner vs. Penn State, 11/20/11
Opponent 15, Talie East, Penn State, 11/20/11

Two Players with 20 or More Points

South Carolina Kelsey Bone 24/Valerie Nainima 20 at Auburn, 2/4/10
Opponent Angie Bjorklund 23/Shekinna Stricklen 21, Tennessee, 1/17/10

Two Players with 10 or More Rebounds

South Carolina Charenee Stephens 11/Kelsey Bone 10 vs. Mississippi, 3/4/10
Opponent Shekinna Stricklen 10/Alyssia Brewer 10, Tennessee, 2/17/11

Had 10 Assists

South Carolina 10, Samone Kennedy at Florida, 2/24/08
Opponent 11, Marneshia Richard, Mississippi State, 1/21/07

Had Five Steals

South Carolina 5, Ieasia Walker vs. Penn State, 11/20/11
Opponent 5, Sam Ramirez, Appalachian State, 3/16/11

Had Five Blocked Shots

South Carolina 5, Demetress Adams vs. UNC Asheville, 1/3/08
Opponent 7, Talia East, Penn State, 11/20/11

Had a Double-Double

South Carolina Charenee Stephens (13 pts/11 reb) vs. Appalachian State, 3/16/11
Opponent Nadra Robertson (10 pts/10 reb), Alabama A&M, 11/14/11

Two Players had a Double-Double

South Carolina Kelsey Bone (20 pts/10 reb)/Charenee Stephens vs. Mississippi, 3/4/10
Opponent Shekinna Stricklen (18 pts/16 reb) and Kelley Cain (11 pts/11 reb), Tennessee, 1/20/11

Had a Triple-Double

South Carolina Iva Sliskovic (18 pts, 15 reb, 10 asst) vs. High Point, 12/20/06
Opponent Never

Team

Scored 100 Points

South Carolina 102 vs. North Carolina A&T, 3/21/08
Opponent 103, Clemson, 11/21/03

Won by 30 or More Points

South Carolina 81-40 (41) vs. Hartford, 3/18/07
Opponent 66-34 (32), Georgia, 3/4/11

Shot 65% or Better from the Field

South Carolina .652 (45-69) vs. East Tennessee State, 12/19/00
Opponent Never

Shot 60% or Better from the Field

South Carolina .608 (31-51) vs. Jackson State, 12/7/07
Opponent .604 (29-48), Vanderbilt, 1/18/01

Shot 50% or Better from the Field

South Carolina .500 (26-52) vs. Appalachian State, 3/16/11
Opponent .500 (21-42), Penn State, 11/20/11

No Players in Double-Figure Points

South Carolina at Stanford, 11/26/10
Opponent Presbyterian, 11/27/11

Five Players in Double-Figure Points

South Carolina vs. LSU, 1/6/11
Opponent Arkansas, 2/14/10

Faced AP Top-25 Opponent

Win 66-61 vs. No. 15 Kentucky, 2/10/11
Loss 50-55 vs. No. 11 Penn State, 11/20/11

Faced AP Top-10 Opponent

Win 71-52 vs. No. 6 Vanderbilt, 1/3/02
Loss 60-82 at No. 4 Tennessee, 2/17/11

Faced AP Top-5 Opponent

Win 70-66 vs. No. 5 Vanderbilt, 1/28/98
Loss 60-82 at No. 4 Tennessee, 2/17/11

Faced AP No. 1 Team

Win Never
Loss 48-77 vs. No. 1 UConn, 12/29/08

Overtime Game

Win 64-62 at Arkansas, 2/6/11
Loss 60-74 vs. Vanderbilt, 2/27/11

Double-Overtime Game

Win 92-91 at Florida State, 2/4/91
Loss 92-94 at Clemson, 11/19/09

South Carolina Was Ranked

AP No. 1 Never
AP Top 10 No. 10, 2/18/02
AP Top 25 No. 16, 3/17/03

Official Basketball Box Score -- Game Totals -- Final Statistics
South Carolina vs Illinois
11/11/11 3:30 pm at Champaign, Ill.

South Carolina 71 • 1-0

#	Player	Total		3-Ptr		Rebounds			PF	TP	A TO Blk Stl				Min
		FG-FGA	FG-FGA	FT-FTA	Off Def Tot	PF	TP	A TO Blk Stl							
12	STEPHENS, Charenee	f	2-3	0-0	0-0	1 1 2	1 4	0 0 0 0	0	16					
22	NEWTON, Courtney	f	0-0	0-0	2-2	0 1 1	3 2	0 1 1 0	7						
03	WALKER, Ieasia	g	2-5	0-1	4-6	1 4 5	3 8	2 4 0 0	23						
05	GRANT, Markeshia	g	3-8	3-7	2-2	2 2 4	0 11	3 0 0 0	22						
11	SUTTON, La'Keisha	g	3-10	0-2	4-6	2 0 2	2 10	3 3 0 1	30						
00	SELLERS, Imani		0-0	0-0	0 0 0	1 1 2	0 0	0 0 0 0	3						
01	WILSON, Ebony		2-2	0-0	0-0	1 1 2	1 4	1 0 0 1	3 18						
20	WHITE, Sancheon		1-9	1-4	3-4	2 1 3	0 6	3 0 0 0	2 15						
21	BRUNER, Ashley		6-9	0-0	2-3	4 2 6	2 14	2 1 0 3	26						
23	ROY, Tina		2-4	1-2	0-0	0 0 0	0 5	0 1 0 0	10						
24	WELCH, Aleighsa		1-2	0-0	0-0	1 2 3	2 2	0 1 0 0	16						
30	DECHEVA, Pamela		0-0	0-0	0-0	0 0 0	2 0	0 1 0 0	5						
33	IBIAM, Elem		2-5	0-0	1-2	3 1 4	3 5	0 1 0 0	9						
Team						1 0 1									
Totals			24-57	5-16	18-25	18 16 34	21 71	14 14 2 9	200						

FG % 1st Half: 9-34 26.5% 2nd half: 15-23 65.2% Game: 24-57 42.1% Deadball Rebounds 2,1
 3FG % 1st Half: 4-11 36.4% 2nd half: 1-5 20.0% Game: 5-16 31.3%
 FT % 1st Half: 9-10 90.0% 2nd half: 9-15 60.0% Game: 18-25 72.0%

Illinois 52 • 0-1

#	Player	Total		3-Ptr		Rebounds			PF	TP	A TO Blk Stl				Min
		FG-FGA	FG-FGA	FT-FTA	Off Def Tot	PF	TP	A TO Blk Stl							
00	Penn, Karisma	f	2-5	0-0	6-9	2 2 4	5 10	2 4 5 2	34						
04	Magrum, Kersten	f	1-5	0-0	6-6	2 4 6	4 8	1 0 0 0	17						
12	McCully, Lydia	g	3-8	0-0	7-8	4 1 5	3 13	0 0 0 2	37						
22	Crawford, Ivory	g	0-6	0-1	1-2	1 3 4	2 1	0 1 0 0	26						
42	Moore, Amber	g	3-3	1-1	1-2	0 4 4	1 8	2 6 0 1	31						
03	Tuck, Taylor		0-1	0-0	0-0	0 1 1	0 0	0 1 0 1	8						
05	Oden, Nia		1-3	0-0	0-0	1 1 2	0 2	0 0 0 0	7						
11	Mitchell, Eboni		0-1	0-0	0-0	0 0 0	0 0	0 1 0 0	3						
20	Burke, Alexis		3-3	0-0	0-2	1 1 2	2 6	0 2 0 0	12						
21	Blinn, Macie		0-2	0-0	0-0	0 0 0	1 0	0 1 0 0	3						
23	Smith, Alexis		0-1	0-0	2-4	0 0 0	1 2	0 2 0 0	14						
34	Rukavina, Lana		0-0	0-0	2-2	0 1 1	1 2	0 0 0 0	8						
Team						1 2 3									
Totals			13-38	1-2	25-35	12 20 32	20 52	5 22 5 6	200						

FG % 1st Half: 8-22 36.4% 2nd half: 5-16 31.3% Game: 13-38 34.2% Deadball Rebounds 6
 3FG % 1st Half: 0-1 0.0% 2nd half: 1-1 100.0% Game: 1-2 50.0%
 FT % 1st Half: 8-11 72.7% 2nd half: 17-24 70.8% Game: 25-35 71.4%

Officials: Tina Napier, Felicia Grinter, Erika Herriman

Technical fouls: South Carolina-None. Illinois-None.

Attendance: 770

GAME ID: 1026021

Score by periods	1st	2nd	Total	Points	In Paint	Off T/O	2nd Chance	Fast Break	Bench
South Carolina	31	40	71	26	27	18	4	36	
Illinois	24	28	52	20	16	12	4	12	

Last FG - SC 2nd-01:31, ILL 2nd-03:05.
 Largest lead - SC by 30 2nd-07:10, ILL by 2 1st-19:33.

Score tied - 3 times.
 Lead changed - 1 time.



Official Basketball Box Score -- Game Totals -- Final Statistics
Alabama A&M vs South Carolina
11/14/11 7 p.m. at Columbia, S.C./Colonial Life Arena



Alabama A&M 53 • 0-2

#	Player	Total		3-Ptr		Rebounds			PF	TP	A TO Blk Stl				Min
		FG-FGA	FG-FGA	FT-FTA	Off Def Tot	PF	TP	A TO Blk Stl							
24	SANDERS, Jasmine	f	2-3	0-0	0-0	0 4 4	3 4	0 1 0 2	22						
55	ROBERTSON, Nadra	c	5-7	0-0	0-1	5 5 10	3 10	1 3 2 1	28						
14	WATKINS, Nesfayia	g	0-3	0-1	4-4	2 2 4	1 4	1 1 0 0	28						
22	DAVIS, Shundray	g	5-17	1-2	0-0	2 5 7	4 11	1 2 0 3	35						
23	TOBAR, Whiquita	g	7-20	1-5	5-6	3 2 5	2 20	0 6 2 1	37						
03	STRICKLAND, Alyssa		0-1	0-0	0-0	0 0 0	0 0	0 0 0 0	1						
12	SIPPAL, Taylor		0-0	0-0	0-0	0 0 0	0 0	0 2 0 0	1						
20	FAUNTLEROY, Kiersten		0-0	0-0	2-2	0 0 0	2 2	0 1 0 0	11						
25	ONEAL, Danielle		1-6	0-2	0-0	2 0 2	2 2	0 1 0 2	17						
33	WILLIAMS, Gabrielle		0-2	0-0	0-0	2 1 3	4 0	2 0 1 0	13						
44	FARRIS, Shatavia		0-1	0-0	0-0	1 0 1	0 0	0 0 0 0	7						
Team						3 2 5									
Totals			20-60	2-10	11-13	20 21 41	21 53	5 18 5 9	200						

FG % 1st Half: 9-28 32.1% 2nd half: 11-32 34.4% Game: 20-60 33.3% Deadball Rebounds 3,1
 3FG % 1st Half: 1-4 25.0% 2nd half: 1-6 16.7% Game: 2-10 20.0%
 FT % 1st Half: 5-7 71.4% 2nd half: 6-6 100.0% Game: 11-13 84.6%

South Carolina 60 • 2-0

#	Player	Total		3-Ptr		Rebounds			PF	TP	A TO Blk Stl				Min
		FG-FGA	FG-FGA	FT-FTA	Off Def Tot	PF	TP	A TO Blk Stl							
12	STEPHENS, Charenee	f	0-0	0-0	0-0	0 1 1	0 0	0 1 0 0	5						
03	WALKER, Ieasia	g	4-7	0-1	5-8	2 3 5	3 13	1 3 2 3	34						
05	GRANT, Markeshia	g	0-5	0-3	1-2	2 0 2	0 1	6 2 1 2	27						
11	SUTTON, La'Keisha	g	5-15	1-5	2-2	3 3 6	3 13	4 2 0 0	36						
22	NEWTON, Courtney	g	2-4	2-4	0-0	0 1 1	2 6	0 0 0 2	16						
01	WILSON, Ebony		0-0	0-0	0-0	0 1 1	0 0	0 0 1 0	12						
20	WHITE, Sancheon		0-4	0-2	0-0	0 1 1	1 0	0 0 0 0	8						
21	BRUNER, Ashley		7-16	0-0	1-3	5 3 8	4 15	2 1 3 4	32						
23	ROY, Tina		0-1	0-1	0-0	1 0 1	0 0	0 0 0 0	5						
24	WELCH, Aleighsa		4-6	0-0	4-6	4 5 9	1 12	1 2 1 0	21						
33	IBIAM, Elem		0-2	0-0	0-0	1 0 1	0 0	0 2 1 0	4						
Team						3 0 3									
Totals			22-60	3-16	13-21	21 18 39	14 60	14 13 9 11	200						

FG % 1st Half: 13-36 36.1% 2nd half: 9-24 37.5% Game: 22-60 36.7% Deadball Rebounds 3,1
 3FG % 1st Half: 3-12 25.0% 2nd half: 0-4 0.0% Game: 3-16 18.8%
 FT % 1st Half: 1-2 50.0% 2nd half: 12-19 63.2% Game: 13-21 61.9%

Officials: Dee Kantner, Denise Brooks, Lawson Newton

Technical fouls: Alabama A&M-None. South Carolina-None.

Attendance: 2118

Score by periods	1st	2nd	Total	Points	In Paint	Off T/O	2nd Chance	Fast Break	Bench
Alabama A&M	24	29	53	30	30	14	24	6	4
South Carolina	30	30	60	38	17	12	8	27	

Last FG - AAMU 2nd-00:38, SC 2nd-03:32.
 Largest lead - AAMU by 3 1st-18:00, SC by 15 1st-08:17.

Score tied - 1 time.
 Lead changed - 5 times.



Official Basketball Box Score -- Game Totals -- Final Statistics
South Carolina vs Clemson
11/17/11 7:00 PM at Clemson, SC - Littlejohn Coliseum



South Carolina 65 • 3-0

#	Player		Total		3-Ptr		Rebounds			PF	TP	A TO Blk Stl				Min
			FG-FGA	FG-FGA	FT-FTA	Off	Def	Tot								
22	NEWTON, Courtney	f	0-1	0-0	0-0	2	3	5	1	0	0	1	0	1	15	
03	WALKER, Ieasia	g	2-5	0-0	2-2	1	4	5	4	6	2	1	0	1	31	
05	GRANT, Markeshia	g	3-11	0-1	0-1	1	1	2	1	6	2	1	0	1	24	
11	SUTTON, La'Keisha	g	2-7	0-1	1-4	1	1	2	1	5	6	2	1	7	31	
12	STEPHENS, Charenee	g	8-12	0-0	3-4	4	1	5	2	19	0	1	0	2	21	
00	SELLERS, Imani		0-0	0-0	0-0	0	0	0	0	0	0	0	0	0	3	
01	WILSON, Ebony		1-1	0-0	1-2	1	1	2	1	3	0	1	0	0	3	
20	WHITE, Sancheon		0-4	0-0	1-2	0	2	2	0	1	0	1	0	1	10	
21	BRUNER, Ashley		2-6	0-0	2-3	1	3	4	3	6	0	0	0	1	18	
23	ROY, Tina		3-6	1-3	2-4	0	2	2	2	9	0	1	0	0	17	
24	WELCH, Aleighsa		2-4	0-0	2-2	1	4	5	3	6	1	0	0	0	16	
30	DECHEVA, Pamela		0-1	0-1	0-0	0	0	0	0	0	0	0	0	0	3	
33	IBIAM, Elem		2-5	0-0	0-0	3	1	4	1	4	0	2	0	0	8	
Team						0	2	2								
Totals			25-63	1-6	14-24	15	25	40	19	65	11	12	1	14	200	



Official Basketball Box Score -- Game Totals -- Final Statistics
Coll. of Charleston vs South Carolina
 11/23/11 7 p.m. at Columbia, S.C./Colonial Life Arena



Coll. of Charleston 40 • 1-3

#	Player		Total		3-Ptr		Rebounds			PF	TP	A TO Blk Stl			Min	
			FG-FGA	FG-FGA	FT-FTA	Off	Def	Tot								
05	Cathryn Hardy	f	1-8	0-2	6-7	1	4	5	4	8	0	2	0	3	33	
11	Christy Hewatt	f	2-9	1-3	0-3	3	1	4	2	5	1	3	0	1	32	
55	Latisha Harris	c	2-2	0-0	1-2	1	5	6	4	5	0	3	1	1	17	
22	Jillian Brown	g	0-2	0-0	0-3	0	2	2	0	0	7	8	0	2	38	
32	Megan Fischer	g	4-11	2-5	0-0	1	0	1	3	10	0	4	0	1	32	
02	Deidre Ramer		3-5	0-1	0-0	1	3	4	3	6	0	3	0	1	15	
20	Brittany Johnson		2-4	0-0	0-0	1	1	2	2	4	1	2	0	0	20	
30	Mikaela Hopkins		1-4	0-0	0-0	3	2	5	2	2	0	2	0	0	13	
Team						1	1	2			2					
Totals				15-45	3-11	7-15	12	19	31	20	40	9	29	1	9	200
FG % 1st Half: 8-21			38.1%	2nd half: 7-24	29.2%	Game: 15-45			33.3%	Deadball Rebounds 5						
3FG % 1st Half: 2-5			40.0%	2nd half: 1-6	16.7%	Game: 3-11			27.3%							
FT % 1st Half: 3-4			75.0%	2nd half: 4-11	36.4%	Game: 7-15			46.7%							

South Carolina 59 • 4-1

#	Player		Total		3-Ptr		Rebounds			PF	TP					Min
			FG-FGA	FG-FGA	FT-FTA	Off	Def	Tot	A			TO	Blk	Stl		
12	STEPHENS, Charenee	f	1-4	0-0	3-4	3	1	4	0	5	0	0	0	0	16	
03	WALKER, Ieasia	g	1-4	0-2	0-0	2	0	2	1	2	3	7	0	3	25	
05	GRANT, Markeshia	g	6-14	0-4	2-3	2	3	5	1	14	2	2	0	1	24	
11	SUTTON, La'Keisha	g	1-10	1-6	0-0	1	1	2	0	3	2	2	0	1	24	
22	NEWTON, Courtney	g	0-1	0-1	0-0	0	3	3	2	0	0	1	0	1	13	
00	SELLERS, Imani		0-1	0-1	0-2	0	0	0	1	0	0	0	0	0	3	
01	WILSON, Ebony		0-1	0-0	3-6	1	1	2	1	3	0	1	0	1	15	
20	WHITE, Sancheon		0-3	0-1	1-2	1	0	1	1	1	0	1	0	0	12	
21	BRUNER, Ashley		5-7	0-0	3-4	7	2	9	2	13	1	3	2	4	19	
23	ROY, Tina		2-8	2-6	3-4	1	2	3	0	9	0	1	0	1	16	
24	WELCH, Aleighsa		1-3	0-0	3-4	5	4	9	2	5	0	2	1	0	17	
30	DECHEVA, Pamela		0-0	0-0	0-0	0	0	0	1	0	0	0	0	0	5	
33	IBIAM, Elem		1-2	0-0	2-2	2	2	4	2	4	0	1	0	0	11	
Team						2	1	3				1				
Totals			18-58	3-21	20-31	27	20	47	14	59	8	22	3	13	200	

FG % 1st Half: 7-28 25.0%
3FG % 1st Half: 2-10 20.0%
FT % 1st Half: 6-9 66.7%

2nd half: 11-30 36.7%
2nd half: 1-11 9.1%
2nd half: 14-22 63.6%

Game: 18-58 31.0%
Game: 3-21 14.3%
Game: 20-31 64.5%

Deadball Rebounds: 5,1

Officials: Bryan Entertline, Mary Day, Melanie Davis
 Technical fouls: Coll. of Charleston-None. South Carolina-None.
 Attendance: 2314

Score by periods	1st	2nd	Total
Coll. of Charleston	21	19	40
South Carolina	22	37	59

Last FG - COFC 2nd-01:33, SC 2nd-08:39.
 Largest lead - COFC by 4 1st-05:22, SC by 26 2nd-06:03.

Points	In	Off	2nd	Fast	Bench
COFC	20	9	2	12	
SC	26	24	25	10	35

Score tied - 3 times.
 Lead changed - 4 times.



Official Basketball Box Score -- Game Totals -- Final Statistics
Presbyterian vs South Carolina
 11/27/11 1 p.m. at Columbia, S.C./Colonial Life Arena



Presbyterian 24 • 2-4

#	Player		Total		3-Ptr		Rebounds			PF	TP					Min
			FG-FGA	FG-FGA	FT-FTA	Off	Def	Tot	A			TO	Blk	Stl		
51	PIETROWSKI, Mariah	c	1-9	0-0	0-0	1	2	3	1	2	1	2	0	1	28	
03	SMITH, Sherece	g	4-8	0-0	0-1	0	5	5	0	8	0	1	0	1	28	
05	DAVID, Dria	g	3-3	1-1	0-2	0	1	1	3	7	1	7	0	1	32	
20	FOTHERGILL, Devin	g	0-4	0-1	2-4	0	5	5	1	2	1	4	0	1	27	
24	STEVENS, Kristen	g	0-1	0-1	0-0	0	3	3	0	0	1	1	0	1	28	
01	CARTER, Noelle		0-2	0-0	0-0	2	0	2	0	0	0	0	0	0	3	
10	TAYLOR, Karlee		1-6	1-3	0-0	0	1	1	1	3	0	1	0	1	25	
11	PARKER, Chelsea		0-1	0-0	0-0	1	1	2	2	0	1	0	0	0	12	
22	BURNSIDE, Shonda		1-5	0-0	0-0	0	2	2	1	2	0	1	0	1	11	
23	SCHAAF, Megan		0-1	0-0	0-0	0	0	0	0	0	0	0	0	0	3	
34	TOWERS-SOLIS, Olivia		0-0	0-0	0-0	0	0	0	0	0	0	1	0	0	3	
Team						2	2	4				1				
Totals			10-40	2-6	2-7	6	22	28	9	24	5	19	0	7	200	

South Carolina 52 • 5-1

#	Player		Total		3-Ptr		Rebounds			PF	TP	A TO Blk Stl				Min
			FG-FGA	FG-FGA	FT-FTA	Off	Def	Tot	A			TO	Blk	Stl		
12	STEPHENS, Charenee	f	0-2	0-0	0-0	2	1	3	0	0	0	2	0	0	11	
03	WALKER, Ieasia	g	1-7	0-2	0-0	1	5	6	0	2	6	2	0	2	27	
05	GRANT, Markeshia	g	2-6	2-2	0-0	0	0	0	1	6	0	2	0	1	18	
11	SUTTON, La'Keisha	g	1-3	0-2	0-0	0	2	2	0	2	4	4	1	2	20	
22	NEWTON, Courtney	g	0-3	0-2	0-0	2	1	3	0	0	0	0	0	0	14	
00	SELLERS, Imani		1-1	1-1	0-0	0	0	0	1	3	1	0	0	0	5	
01	WILSON, Ebony		0-0	0-0	0-0	0	1	1	0	0	0	2	0	0	11	
20	WHITE, Sancheon		1-5	0-2	1-1	1	2	3	2	3	3	1	0	1	16	
21	BRUNER, Ashley		5-9	0-0	0-4	4	7	11	1	10	2	0	1	0	27	
23	ROY, Tina		5-10	5-9	0-2	0	4	4	0	15	0	1	0	2	22	
24	WELCH, Aleighsa		4-4	0-0	1-2	2	1	3	0	9	1	0	3	0	21	
30	DECHEVA, Pamela		0-0	0-0	0-0	0	0	0	0	0	0	0	0	0	3	
33	IBIAM, Elem		1-3	0-0	0-0	2	1	3	2	2	0	1	1	0	5	
Team						0	1	1								
Totals			21-53	8-20	2-9	14	26	40	7	52	17	15	6	8	200	

Officials: Scott Yarbrough, Kim Thebo, Dave Pitock
 Technical fouls: Presbyterian-None. South Carolina-None.
 Attendance: 1752

Score by periods	1st	2nd	Total
Presbyterian	13	11	24
South Carolina	22	30	52

Last FG - PC 2nd-03:40, SC 2nd-01:13.
 Largest lead - PC by 2 1st-18:58, SC by 28 2nd-01:13.

Points	In	Off	2nd	Fast	Bench
PC	14	4	2	0	5
SC	20	16	7	4	42

Score tied - 2 times.
 Lead changed - 3 times.



Official Basketball Box Score -- Game Totals -- Final Statistics
South Carolina vs Xavier
 11/30/11 7:00 p.m. at Cincinnati, Ohio (Cintas Center)



South Carolina 67 • 6-1

#	Player		Total		3-Ptr		Rebounds			PF	TP	A TO Blk Stl				Min
			FG-FGA	FG-FGA	FT-FTA	Off	Def	Tot								
12	STEPHENS, Charenee	f	0-2	0-0	0-0	2	3	5	0	0	0	0	1	0	16	
22	NEWTON, Courtney	f	0-2	0-0	0-0	1	0	1	2	0	0	2	1	0	9	
03	WALKER, Ieasia	g	0-6	0-0	0-0	0	2	2	2	0	0	1	0	1	25	
05	GRANT, Markeshia	g	7-12	2-4	2-2	0	1	1	2	18	2	2	0	2	34	
11	SUTTON, La'Keisha	g	4-7	0-1	2-5	0	1	1	5	10	5	5	0	1	33	
20	WHITE, Sancheon		4-5	0-0	2-3	1	2	3	2	10	0	1	1	1	15	
21	BRUNER, Ashley		2-5	0-0	4-11	0	2	2	3	8	1	3	0	3	22	
23	ROY, Tina		1-4	0-3	0-0	0	2	2	0	2	0	0	0	0	14	
24	WELCH, Aleighsa		3-4	0-0	10-15	6	2	8	1	16	1	1	2	3	23	
33	IBIAM, Elem		1-3	0-1	1-2	2	4	6	2	3	0	0	3	0	9	
Team						2	1	3								
Totals			22-50	2-11	21-38	14	20	34	19	67	9	15	8	11	200	

FG % 1st Half: 12-28 42.9%
3FG % 1st Half: 0-3 0.0%
FT % 1st Half: 0-19 52.6%

2nd half: 10-22 45.5%
2nd half: 2-8 25.0%
2nd half: 11-19 57.9%

Game: 22-50 44.0%
Game: 2-11 18.2%
Game: 21-38 55.3%

Deadball Rebounds: 7

Xavier 56 • 1-4

#	Player	Total		3-Ptr		Rebounds			PF	TP	A TO Blk Stl				Min
		FG-FGA	FG-FGA	FT-FTA	Off	Def	Tot								
02	GRAY, Amber	f	1-3	0-1	0-0	0	4	4	5	2	1	1	1	0	16
12	PACHKO, Jessica	f	1-2	0-0	2-4	1	5	6	5	4	1	4	3	1	19
00	MOSS, Tyeasha	g	5-13	2-5	0-2	0	1	1	2	12	2	8	0	0	38
03	HAWKES, Shatya	g	5-12	2-5	6-8	3	3	6	2	18	6	3	0	4	40
10	HOLMES, Lynette	g	2-8	0-0	0-0	3	2	5	2	4	1	2	0	0	32
05	STRATTMAN, Liz		4-6	0-0	0-0	1	3	4	3	8	3	2	0	1	21
13	WANNINGER, Ashley		0-1	0-1	2-2	0	1	1	2	2	1	1	0	0	11
22	JOHNSON, Sabrina		2-4	0-0	2-2	3	5	8	4	6	1	2	0	0	23
Team			20-49	4-12	12-18	12	24	36	25	56	16	23	4	6	200
Totals															
FG % 1st Half: 9-23		39.1%	2nd half: 11-26	42.3%	Game: 20-49		40.8%	Deadball Rebounds 3							
3FG % 1st Half: 1-4		25.0%	2nd half: 3-8	37.5%	Game: 4-12		33.3%								
FT % 1st Half: 1-3		33.3%	2nd half: 11-15	73.3%	Game: 12-18		66.7%								



2011-12 South Carolina Basketball
South Carolina Team Game-by-Game Comparison (as of Nov 30, 2011)
All games



Opponent	1st	2nd	Score	Mar	Total FG	FG Pct	3-Pointers	3FG Pct	Free Throws	FT Pct	Rebounds	Assist	T/Over	Block	Steal	Fouls
Illinois	31/24	40/28	71-52	+19	24-57/13-38	.421/.342	5-16/1-2	.313/.500	18-25/25-35	.720/.714	34/32 +2	14/5	14/22	2/5	9/6	21/20
ALABAMA A&M	30/24	30/29	60-53	+7	22-60/20-60	.367/.333	3-16/2-10	.188/.200	13-21/11-13	.619/.846	39/41 (2)	14/5	13/18	9/5	11/9	14/21
Clemson	43/26	22/22	65-48	+17	25-63/19-47	.397/.404	1-6/0-7	.167/.000	14-24/10-18	.583/.556	40/37 +3	11/11	12/22	1/11	14/4	19/20
#11/12 PENN STATE	22/26	28/29	50-55	(5)	19-76/21-42	.250/.500	6-29/0-6	.207/.000	6-10/13-14	.600/.929	40/39 +1	8/10	10/23	3/9	10/6	15/16
COLL. OF CHARLESTON	22/21	37/19	59-40	+19	18-58/15-45	.310/.333	3-21/3-11	.143/.273	20-31/7-15	.645/.467	47/31 +16	8/9	22/29	3/1	13/9	14/20
PRESBYTERIAN	22/13	30/11	52-24	+28	21-53/10-40	.396/.250	8-20/2-6	.400/.333	2-9/2-7	.222/.286	40/28 +12	17/5	15/19	6/0	8/7	7/9
Xavier	34/20	33/36	67-56	+11	22-50/20-49	.440/.408	2-11/4-12	.182/.333	21-38/12-18	.553/.667	34/36 (2)	9/16	15/23	8/4	11/6	19/25

Note: Game totals are displayed in the format TEAM/OPPONENT for each category



2011-12 South Carolina Basketball
South Carolina Points-Rebounds-Assists (as of Nov 30, 2011)
All games



				00	01		03		05		11		12		20		21		22		23		24		30
Opponent	Date	Score		SELLERS,IM	WILSON,EBO		WALKER,IEA		GRANT,MAR		SUTTON,LA'		STEPHENS,C		WHITE,SANC		BRUNER,AS		NEWTON,CO		ROY,TINA		WELCH,ALEI		DECHEVA,P
at ILL	11/11/11	71-52	w	0-1-0	4-2-1		8-5-2		11-4-3		10-2-3		4-2-0		6-3-3		14-6-2		2-1-0		5-0-0		2-3-0		0-0-0
AAMU	11/14/11	60-53	w	DNP	0-1-0		13-5-1		1-2-6		13-6-4		0-1-0		0-1-0		15-8-2		6-1-0		0-1-0		12-9-1		DNP
at CU	11/17/11	65-48	w	0-0-0	3-2-0		6-5-2		6-2-2		5-2-6		19-5-0		1-2-0		6-4-0		0-5-0		9-2-0		6-5-1		0-0-0
PSU	11/20/11	50-55	L	DNP	0-0-0		15-4-1		7-0-2		7-2-3		4-8-0		1-2-0		9-18-2		0-0-0		5-0-0		2-6-0		DNP
COFC	11/23/11	59-40	w	0-0-0	3-2-0		2-2-3		14-5-2		3-2-2		5-4-0		1-1-0		13-9-1		0-3-0		9-3-0		5-9-0		0-0-0
PC	11/27/11	52-24	w	3-0-1	0-1-0		2-6-6		6-0-0		2-2-4		0-3-0		3-3-3		10-11-2		0-3-0		15-4-0		9-3-1		0-0-0
at XU	11/30/11	67-56	w	DNP	DNP		0-2-0		18-1-2		10-1-5		0-5-0		10-3-0		8-2-1		0-1-0		2-2-0		16-8-1		DNP

Opponent	Date	Score	33
			IBIAM,ELEM
at ILL	11/11/11	71-52	w 5-4-0
AAMU	11/14/11	60-53	w 0-1-0
at CU	11/17/11	65-48	w 4-4-0
PSU	11/20/11	50-55	L DNP
COFC	11/23/11	59-40	w 4-4-0
PC	11/27/11	52-24	w 2-3-0
at XU	11/30/11	67-56	w 3-6-0



2011-12 South Carolina Basketball
South Carolina Individual Game-by-Game (as of Nov 30, 2011)
All games



#00 SELLERS, Imani

Opponent	Date	gs	min	Total		3-Pointers		Free throws		Rebounds				pf	a	t/o	blk	stl	pts	avg
				fg-fga	pct	3fg-fga	pct	ft-fa	pct	off	def	tot	avg							
at Illinois	11/11/11		3	0-0	.000	0-0	.000	0-0	.000	0	1	1	1.0	2	0	0	0	0	0	0.0
at Clemson	11/17/11		3	0-0	.000	0-0	.000	0-0	.000	0	0	0	0.5	0	0	0	0	0	0	0.0
COLL. OF CHARLESTON	11/23/11		3	0-1	.000	0-1	.000	0-2	.000	0	0	0	0.3	1	0	0	0	0	0	0.0
PRESBYTERIAN	11/27/11		5	1-1	1.000	1-1	1.000	0-0	.000	0	0	0	0.3	1	1	0	0	0	3	0.8
Totals		0	14	1-2	.500	1-2	.500	0-2	.000	0	1	1	0.3	4	1	0	0	0	3	0.8

Games played: 4
Minutes/game: 3.5
Points/game: 0.8
FG Pct: 50.0
3FG Pct: 50.0
FT Pct: 0.0

Rebounds/game: 0.3
Assists/game: 0.3
Assist/turnover ratio: 99.9

#01 WILSON, Ebony

Opponent	Date	gs	min	Total		3-Pointers		Free throws		Rebounds				pf	a	t/o	blk	stl	pts	avg
				fg-fga	pct	3fg-fga	pct	ft-fa	pct	off	def	tot	avg							
at Illinois	11/11/11		18	2-2	1.000	0-0	.000	0-0	.000	1	1	2	2.0	1	1	0	1	3	4	4.0
ALABAMA A&M	11/14/11		12	0-0	.000	0-0	.000	0-0	.000	0	1	1	1.5	0	0	0	1	0	0	2.0
at Clemson	11/17/11		3	1-1	1.000	0-0	.000	1-2	.500	1	1	2	1.7	1	0	1	0	0	3	2.3
#11/12 PENN STATE	11/20/11		1	0-0	.000	0-0	.000	0-0	.000	0	0	0	1.3	2	0	0	0	0	0	1.8
COLL. OF CHARLESTON	11/23/11		15	0-1	.000	0-0	.000	3-6	.500	1	1	2	1.4	1	0	1	0	1	3	2.0
PRESBYTERIAN	11/27/11		11	0-0	.000	0-0	.000	0-0	.000	0	1	1	1.3	0	0	2	0	0	0	1.7
Totals		0	60	3-4	.750	0-0	.000	4-8	.500	3	5	8	1.3	5	1	4	2	4	10	1.7

Games played: 6
Minutes/game: 10.0
Points/game: 1.7
FG Pct: 75.0
FT Pct: 50.0

Rebounds/game: 1.3
Assists/game: 0.2
Turnovers/game: 0.7
Assist/turnover ratio: 0.3
Steals/game: 0.7
Blocks/game: 0.3

#03 WALKER, Ieasia

Opponent	Date	gs	min	Total		3-Pointers		Free throws		Rebounds				pf	a	t/o	blk	stl	pts	avg
				fg-fga	pct	3fg-fga	pct	ft-fa	pct	off	def	tot	avg							
at Illinois	11/11/11	*	23	2-5	.400	0-1	.000	4-6	.667	1	4	5	5.0	3	2	4	0	0	8	8.0
ALABAMA A&M	11/14/11	*	34	4-7	.571	0-1	.000	5-8	.625	2	3	5	5.0	3	1	3	2	3	13	10.5
at Clemson	11/17/11	*	31	2-5	.400	0-0	.000	2-2	1.000	1	4	5	5.0	4	2	1	0	1	6	9.0
#11/12 PENN STATE	11/20/11	*	38	6-20	.300	3-9	.333	0-0	.000	1	3	4	4.8	1	1	1	0	5	15	10.5
COLL. OF CHARLESTON	11/23/11	*	25	1-4	.250	0-2	.000	0-0	.000	2	0	2	4.2	1	3	7	0	3	2	8.8
PRESBYTERIAN	11/27/11	*	27	1-7	.143	0-2	.000	0-0	.000	1	5	6	4.5	0	6	2	0	2	2	7.7
at Xavier	11/30/11	*	25	0-6	.000	0-0	.000	0-0	.000	0	2	2	4.1	2	0	1	0	1	0	6.6
Totals		7	203	16-54	.296	3-15	.200	11-16	.688	8	21	29	4.1	14	15	19	2	15	46	6.6

Games played: 7
Minutes/game: 29.0
Points/game: 6.6
FG Pct: 29.6
3FG Pct: 20.0
FT Pct: 68.8

Rebounds/game: 4.1
Assists/game: 2.1
Turnovers/game: 2.7
Assist/turnover ratio: 0.8
Steals/game: 2.1
Blocks/game: 0.3



2011-12 South Carolina Basketball
South Carolina Individual Game-by-Game (as of Nov 30, 2011)
All games



#05 GRANT, Markeshia

Opponent	Date	gs	min	Total		3-Pointers		Free throws		Rebounds				pf	a	t/o	blk	stl	pts	avg
				fg-fga	pct	3fg-fga	pct	ft-fa	pct	off	def	tot	avg							
at Illinois	11/11/11	*	22	3-8	.375	3-7	.429	2-2	1.000	2	2	4	4.0	0	3	0	0	0	11	11.0
ALABAMA A&M	11/14/11	*	27	0-5	.000	0-3	.000	1-2	.500	2	0	2	3.0	0	6	2	1	2	1	6.0
at Clemson	11/17/11	*	24	3-11	.273	0-1	.000	0-1	.000	1	1	2	2.7	1	2	1	0	1	6	6.0
#11/12 PENN STATE	11/20/11	*	33	3-12	.250	1-8	.125	0-0	.000	0	0	0	2.0	3	2	0	0	1	7	6.3
COLL. OF CHARLESTON	11/23/11	*	24	6-14	.429	0-4	.000	2-3	.667	2	3	5	2.6	1	2	2	0	1	14	7.8
PRESBYTERIAN	11/27/11	*	18	2-6	.333	2-2	1.000	0-0	.000	0	0	0	2.2	1	0	2	0	1	6	7.5
at Xavier	11/30/11	*	34	7-12	.583	2-4	.500	2-2	1.000	0	1	1	2.0	2	2	2	0	2	18	9.0
Totals		7	182	24-68	.353	8-29	.276	7-10	.700	7	7	14	2.0	8	17	9	1	8	63	9.0

Games played: 7
 Minutes/game: 26.0
 Points/game: 9.0
 FG Pct: 35.3
 3FG Pct: 27.6
 FT Pct: 70.0

Rebounds/game: 2.0
 Assists/game: 2.4
 Turnovers/game: 1.3
 Assist/turnover ratio: 1.9
 Steals/game: 1.1
 Blocks/game: 0.1

#11 SUTTON, La'Keisha

Opponent	Date	gs	min	Total		3-Pointers		Free throws		Rebounds				pf	a	t/o	blk	stl	pts	avg
				fg-fga	pct	3fg-fga	pct	ft-fa	pct	off	def	tot	avg							
at Illinois	11/11/11	*	30	3-10	.300	0-2	.000	4-6	.667	2	0	2	2.0	2	3	3	0	1	10	10.0
ALABAMA A&M	11/14/11	*	36	5-15	.333	1-5	.200	2-2	1.000	3	3	6	4.0	3	4	2	0	0	13	11.5
at Clemson	11/17/11	*	31	2-7	.286	0-1	.000	1-4	.250	1	1	2	3.3	1	6	2	1	7	5	9.3
#11/12 PENN STATE	11/20/11	*	30	2-17	.118	1-4	.250	2-2	1.000	2	0	2	3.0	1	3	2	1	0	7	8.8
COLL. OF CHARLESTON	11/23/11	*	24	1-10	.100	1-6	.167	0-0	.000	1	1	2	2.8	0	2	2	0	1	3	7.6
PRESBYTERIAN	11/27/11	*	20	1-3	.333	0-2	.000	0-0	.000	0	2	2	2.7	0	4	4	1	2	2	6.7
at Xavier	11/30/11	*	33	4-7	.571	0-1	.000	2-5	.400	0	1	1	2.4	5	5	5	0	1	10	7.1
Totals		7	204	18-69	.261	3-21	.143	11-19	.579	9	8	17	2.4	12	27	20	3	12	50	7.1

Games played: 7
 Minutes/game: 29.1
 Points/game: 7.1
 FG Pct: 26.1
 3FG Pct: 14.3
 FT Pct: 57.9

Rebounds/game: 2.4
 Assists/game: 3.9
 Turnovers/game: 2.9
 Assist/turnover ratio: 1.4
 Steals/game: 1.7
 Blocks/game: 0.4

#12 STEPHENS, Charenee

Opponent	Date	gs	min	Total		3-Pointers		Free throws		Rebounds				pf	a	t/o	blk	stl	pts	avg
				fg-fga	pct	3fg-fga	pct	ft-fa	pct	off	def	tot	avg							
at Illinois	11/11/11	*	16	2-3	.667	0-0	.000	0-0	.000	1	1	2	2.0	1	0	0	0	0	4	4.0
ALABAMA A&M	11/14/11	*	5	0-0	.000	0-0	.000	0-0	.000	0	1	1	1.5	0	0	1	0	0	0	2.0
at Clemson	11/17/11	*	21	8-12	.667	0-0	.000	3-4	.750	4	1	5	2.7	2	0	1	0	2	19	7.7
#11/12 PENN STATE	11/20/11	*	19	1-3	.333	0-0	.000	2-3	.667	5	3	8	4.0	0	0	2	0	1	4	6.8
COLL. OF CHARLESTON	11/23/11	*	16	1-4	.250	0-0	.000	3-4	.750	3	1	4	4.0	0	0	0	0	1	5	6.4
PRESBYTERIAN	11/27/11	*	11	0-2	.000	0-0	.000	0-0	.000	2	1	3	3.8	0	0	2	0	0	0	5.3
at Xavier	11/30/11	*	16	0-2	.000	0-0	.000	0-0	.000	2	3	5	4.0	0	0	0	1	0	0	4.6
Totals		7	104	12-26	.462	0-0	.000	8-11	.727	17	11	28	4.0	3	0	6	1	4	32	4.6

Games played: 7
 Minutes/game: 14.9
 Points/game: 4.6
 FG Pct: 46.2
 FT Pct: 72.7

Rebounds/game: 4.0
 Turnovers/game: 0.9
 Steals/game: 0.6
 Blocks/game: 0.1



2011-12 South Carolina Basketball
South Carolina Individual Game-by-Game (as of Nov 30, 2011)
All games



#20 WHITE, Sancheon

Opponent	Date	gs	min	Total		3-Pointers		Free throws		Rebounds				pf	a	t/o	blk	stl	pts	avg
				fg-fga	pct	3fg-fga	pct	ft-fa	pct	off	def	tot	avg							
at Illinois	11/11/11		15	1-9	.111	1-4	.250	3-4	.750	2	1	3	3.0	0	3	0	0	2	6	6.0
ALABAMA A&M	11/14/11		8	0-4	.000	0-2	.000	0-0	.000	0	1	1	2.0	1	0	0	0	0	0	3.0
at Clemson	11/17/11		10	0-4	.000	0-0	.000	1-2	.500	0	2	2	2.0	0	0	1	0	1	1	2.3
#11/12 PENN STATE	11/20/11		12	0-4	.000	0-1	.000	1-2	.500	2	0	2	2.0	2	0	0	0	1	1	2.0
COLL. OF CHARLESTON	11/23/11		12	0-3	.000	0-1	.000	1-2	.500	1	0	1	1.8	1	0	1	0	0	1	1.8
PRESBYTERIAN	11/27/11		16	1-5	.200	0-2	.000	1-1	1.000	1	2	3	2.0	2	3	1	0	1	3	2.0
at Xavier	11/30/11		15	4-5	.800	0-0	.000	2-3	.667	1	2	3	2.1	2	0	1	1	1	10	3.1
Totals		0	88	6-34	.176	1-10	.100	9-14	.643	7	8	15	2.1	8	6	4	1	6	22	3.1

Games played: 7
 Minutes/game: 12.6
 Points/game: 3.1
 FG Pct: 17.6
 3FG Pct: 10.0
 FT Pct: 64.3

Rebounds/game: 2.1
 Assists/game: 0.9
 Turnovers/game: 0.6
 Assist/turnover ratio: 1.5
 Steals/game: 0.9
 Blocks/game: 0.1

#21 BRUNER, Ashley

Opponent	Date	gs	min	Total		3-Pointers		Free throws		Rebounds				pf	a	t/o	blk	stl	pts	avg
				fg-fga	pct	3fg-fga	pct	ft-fa	pct	off	def	tot	avg							
at Illinois	11/11/11		26	6-9	.667	0-0	.000	2-3	.667	4	2	6	6.0	2	2	1	0	3	14	14.0
ALABAMA A&M	11/14/11		32	7-16	.438	0-0	.000	1-3	.333	5	3	8	7.0	4	2	1	3	4	15	14.5
at Clemson	11/17/11		18	2-6	.333	0-0	.000	2-3	.667	1	3	4	6.0	3	0	0	0	1	6	11.7
#11/12 PENN STATE	11/20/11		30	4-8	.500	0-0	.000	1-3	.333	9	9	18	9.0	3	2	2	2	1	9	11.0
COLL. OF CHARLESTON	11/23/11		19	5-7	.714	0-0	.000	3-4	.750	7	2	9	9.0	2	1	3	2	4	13	11.4
PRESBYTERIAN	11/27/11		27	5-9	.556	0-0	.000	0-4	.000	4	7	11	9.3	1	2	0	1	0	10	11.2
at Xavier	11/30/11		22	2-5	.400	0-0	.000	4-11	.364	0	2	2	8.3	3	1	3	0	3	8	10.7
Totals		0	174	31-60	.517	0-0	.000	13-31	.419	30	28	58	8.3	18	10	10	8	16	75	10.7

Games played: 7
 Minutes/game: 24.9
 Points/game: 10.7
 FG Pct: 51.7
 FT Pct: 41.9

Rebounds/game: 8.3
 Assists/game: 1.4
 Turnovers/game: 1.4
 Assist/turnover ratio: 1.0
 Steals/game: 2.3
 Blocks/game: 1.1

#22 NEWTON, Courtney

Opponent	Date	gs	min	Total		3-Pointers		Free throws		Rebounds				pf	a	t/o	blk	stl	pts	avg
				fg-fga	pct	3fg-fga	pct	ft-fa	pct	off	def	tot	avg							
at Illinois	11/11/11	*	7	0-0	.000	0-0	.000	2-2	1.000	0	1	1	1.0	3	0	1	1	0	2	2.0
ALABAMA A&M	11/14/11	*	16	2-4	.500	2-4	.500	0-0	.000	0	1	1	1.0	2	0	0	0	2	6	4.0
at Clemson	11/17/11	*	15	0-1	.000	0-0	.000	0-0	.000	2	3	5	2.3	1	0	1	0	1	0	2.7
#11/12 PENN STATE	11/20/11	*	10	0-1	.000	0-1	.000	0-0	.000	0	0	0	1.8	1	0	1	0	0	0	2.0
COLL. OF CHARLESTON	11/23/11	*	13	0-1	.000	0-1	.000	0-0	.000	0	3	3	2.0	2	0	1	0	1	0	1.6
PRESBYTERIAN	11/27/11	*	14	0-3	.000	0-2	.000	0-0	.000	2	1	3	2.2	0	0	0	0	0	0	1.3
at Xavier	11/30/11	*	9	0-2	.000	0-2	.000	0-0	.000	1	0	1	2.0	2	0	2	1	0	0	1.1
Totals		7	84	2-12	.167	2-10	.200	2-2	1.000	5	9	14	2.0	11	0	6	2	4	8	1.1

Games played: 7
 Minutes/game: 12.0
 Points/game: 1.1
 FG Pct: 16.7
 3FG Pct: 20.0
 FT Pct: 100.0

Rebounds/game: 2.0
 Turnovers/game: 0.9
 Steals/game: 0.6
 Blocks/game: 0.3



2011-12 South Carolina Basketball
South Carolina Individual Game-by-Game (as of Nov 30, 2011)
All games



#23 ROY, Tina

Opponent	Date	gs	min	Total		3-Pointers		Free throws		Rebounds				pf	a	t/o	blk	stl	pts	avg
				fg-fga	pct	3fg-fga	pct	ft-fga	pct	off	def	tot	avg							
at Illinois	11/11/11		10	2-4	.500	1-2	.500	0-0	.000	0	0	0	0.0	0	0	1	0	0	5	5.0
ALABAMA A&M	11/14/11		5	0-1	.000	0-1	.000	0-0	.000	1	0	1	0.5	0	0	0	0	0	0	2.5
at Clemson	11/17/11		17	3-6	.500	1-3	.333	2-4	.500	0	2	2	1.0	2	0	1	0	0	9	4.7
#11/12 PENN STATE	11/20/11		7	2-7	.286	1-6	.167	0-0	.000	0	0	0	0.8	0	0	0	0	0	5	4.8
COLL. OF CHARLESTON	11/23/11		16	2-8	.250	2-6	.333	3-4	.750	1	2	3	1.2	0	0	1	0	1	9	5.6
PRESBYTERIAN	11/27/11		22	5-10	.500	5-9	.556	0-2	.000	0	4	4	1.7	0	0	1	0	2	15	7.2
at Xavier	11/30/11		14	1-4	.250	0-3	.000	0-0	.000	0	2	2	1.7	0	0	0	0	0	2	6.4
Totals		0	91	15-40	.375	10-30	.333	5-10	.500	2	10	12	1.7	2	0	4	0	3	45	6.4

Games played: 7
 Minutes/game: 13.0
 Points/game: 6.4
 FG Pct: 37.5
 3FG Pct: 33.3
 FT Pct: 50.0

Rebounds/game: 1.7
 Turnovers/game: 0.6
 Steals/game: 0.4

#24 WELCH, Aleighsa

Opponent	Date	gs	min	Total		3-Pointers		Free throws		Rebounds				pf	a	t/o	blk	stl	pts	avg
				fg-fga	pct	3fg-fga	pct	ft-fga	pct	off	def	tot	avg							
at Illinois	11/11/11		16	1-2	.500	0-0	.000	0-0	.000	1	2	3	3.0	2	0	1	0	0	2	2.0
ALABAMA A&M	11/14/11		21	4-6	.667	0-0	.000	4-6	.667	4	5	9	6.0	1	1	2	1	0	12	7.0
at Clemson	11/17/11		16	2-4	.500	0-0	.000	2-2	1.000	1	4	5	5.7	3	1	0	0	0	6	6.7
#11/12 PENN STATE	11/20/11		20	1-4	.250	0-0	.000	0-0	.000	6	0	6	5.8	2	0	0	0	1	2	5.5
COLL. OF CHARLESTON	11/23/11		17	1-3	.333	0-0	.000	3-4	.750	5	4	9	6.4	2	0	2	1	0	5	5.4
PRESBYTERIAN	11/27/11		21	4-4	1.000	0-0	.000	1-2	.500	2	1	3	5.8	0	1	0	3	0	9	6.0
at Xavier	11/30/11		23	3-4	.750	0-0	.000	10-15	.667	6	2	8	6.1	1	1	1	2	3	16	7.4
Totals		0	134	16-27	.593	0-0	.000	20-29	.690	25	18	43	6.1	11	4	6	7	4	52	7.4

Games played: 7
 Minutes/game: 19.1
 Points/game: 7.4
 FG Pct: 59.3
 FT Pct: 69.0

Rebounds/game: 6.1
 Assists/game: 0.6
 Turnovers/game: 0.9
 Assist/turnover ratio: 0.7
 Steals/game: 0.6
 Blocks/game: 1.0

#30 DECHEVA, Pamela

Opponent	Date	gs	min	Total		3-Pointers		Free throws		Rebounds				pf	a	t/o	blk	stl	pts	avg
				fg-fga	pct	3fg-fga	pct	ft-fga	pct	off	def	tot	avg							
at Illinois	11/11/11		5	0-0	.000	0-0	.000	0-0	.000	0	0	0	0.0	2	0	1	0	0	0	0.0
at Clemson	11/17/11		3	0-1	.000	0-1	.000	0-0	.000	0	0	0	0.0	0	0	0	0	0	0	0.0
COLL. OF CHARLESTON	11/23/11		5	0-0	.000	0-0	.000	0-0	.000	0	0	0	0.0	1	0	0	0	0	0	0.0
PRESBYTERIAN	11/27/11		3	0-0	.000	0-0	.000	0-0	.000	0	0	0	0.0	0	0	0	0	0	0	0.0
Totals		0	16	0-1	.000	0-1	.000	0-0	.000	0	0	0	0.0	3	0	1	0	0	0	0.0

Games played: 4
 Minutes/game: 4.0
 FG Pct: 0.0
 3FG Pct: 0.0

Turnovers/game: 0.3



2011-12 South Carolina Basketball
South Carolina Individual Game-by-Game (as of Nov 30, 2011)
All games



#33 IBIAM, Elem

Opponent	Date	gs	min	Total		3-Pointers		Free throws		Rebounds				pf	a	t/o	blk	stl	pts	avg
				fg-fga	pct	3fg-fga	pct	ft-fa	pct	off	def	tot	avg							
at Illinois	11/11/11		9	2-5	.400	0-0	.000	1-2	.500	3	1	4	4.0	3	0	1	0	0	5	5.0
ALABAMA A&M	11/14/11		4	0-2	.000	0-0	.000	0-0	.000	1	0	1	2.5	0	0	2	1	0	0	2.5
at Clemson	11/17/11		8	2-5	.400	0-0	.000	0-0	.000	3	1	4	3.0	1	0	2	0	0	4	3.0
COLL. OF CHARLESTON	11/23/11		11	1-2	.500	0-0	.000	2-2	1.000	2	2	4	3.3	2	0	1	0	0	4	3.3
PRESBYTERIAN	11/27/11		5	1-3	.333	0-0	.000	0-0	.000	2	1	3	3.2	2	0	1	1	0	2	3.0
at Xavier	11/30/11		9	1-3	.333	0-1	.000	1-2	.500	2	4	6	3.7	2	0	0	3	0	3	3.0
Totals		0	46	7-20	.350	0-1	.000	4-6	.667	13	9	22	3.7	10	0	7	5	0	18	3.0

Games played: 6
Minutes/game: 7.7
Points/game: 3.0
FG Pct: 35.0
3FG Pct: 0.0
FT Pct: 66.7

Rebounds/game: 3.7
Turnovers/game: 1.2
Blocks/game: 0.8

#TM TEAM

Opponent	Date	gs	min	Total		3-Pointers		Free throws		Rebounds				pf	a	t/o	blk	stl	pts	avg
				fg-fga	pct	3fg-fga	pct	ft-fa	pct	off	def	tot	avg							
at Illinois	11/11/11		0	0-0	.000	0-0	.000	0-0	.000	1	0	1	1.0	0	0	1	0	0	0	0.0
ALABAMA A&M	11/14/11		0	0-0	.000	0-0	.000	0-0	.000	3	0	3	2.0	0	0	0	0	0	0	0.0
at Clemson	11/17/11		0	0-0	.000	0-0	.000	0-0	.000	0	2	2	2.0	0	0	1	0	0	0	0.0
#11/12 PENN STATE	11/20/11		0	0-0	.000	0-0	.000	0-0	.000	0	0	0	1.5	0	0	2	0	0	0	0.0
COLL. OF CHARLESTON	11/23/11		0	0-0	.000	0-0	.000	0-0	.000	2	1	3	1.8	0	0	1	0	0	0	0.0
PRESBYTERIAN	11/27/11		0	0-0	.000	0-0	.000	0-0	.000	0	1	1	1.7	0	0	0	0	0	0	0.0
at Xavier	11/30/11		0	0-0	.000	0-0	.000	0-0	.000	2	1	3	1.9	0	0	0	0	0	0	0.0
Totals		0	0	0-0	.000	0-0	.000	0-0	.000	8	5	13	1.9	0	0	5	0	0	0	0.0

Games played: 7

Rebounds/game: 1.9
Turnovers/game: 0.7



2011-12 South Carolina Basketball
South Carolina Combined Team Statistics (as of Nov 30, 2011)
All games



RECORD:	OVERALL	HOME	AWAY	NEUTRAL
ALL GAMES	6-1	3-1	3-0	0-0
CONFERENCE	0-0	0-0	0-0	0-0
NON-CONFERENCE	6-1	3-1	3-0	0-0

#	Player	gp-gs	min	avg	Total		3-Point		F-Throw		Rebounds				pf	dq	a	to	blk	stl	pts	avg
					fg-fga	fg%	3fg-fga	3fg%	ft-fa	ft%	off	def	tot	avg								
21	BRUNER, Ashley	7-0	174	24.9	31-60	.517	0-0	.000	13-31	.419	30	28	58	8.3	18	0	10	10	8	16	75	10.7
05	GRANT, Markeshia	7-7	182	26.0	24-68	.353	8-29	.276	7-10	.700	7	7	14	2.0	8	0	17	9	1	8	63	9.0
24	WELCH, Aleighsa	7-0	134	19.1	16-27	.593	0-0	.000	20-29	.690	25	18	43	6.1	11	0	4	6	7	4	52	7.4
11	SUTTON, La'Keisha	7-7	204	29.1	18-69	.261	3-21	.143	11-19	.579	9	8	17	2.4	12	1	27	20	3	12	50	7.1
03	WALKER, leasia	7-7	203	29.0	16-54	.296	3-15	.200	11-16	.688	8	21	29	4.1	14	0	15	19	2	15	46	6.6
23	ROY, Tina	7-0	91	13.0	15-40	.375	10-30	.333	5-10	.500	2	10	12	1.7	2	0	0	4	0	3	45	6.4
12	STEPHENS, Charenee	7-7	104	14.9	12-26	.462	0-0	.000	8-11	.727	17	11	28	4.0	3	0	0	6	1	4	32	4.6
20	WHITE, Sancheon	7-0	88	12.6	6-34	.176	1-10	.100	9-14	.643	7	8	15	2.1	8	0	6	4	1	6	22	3.1
33	IBIAM, Elem	6-0	46	7.7	7-20	.350	0-1	.000	4-6	.667	13	9	22	3.7	10	0	0	7	5	0	18	3.0
01	WILSON, Ebony	6-0	60	10.0	3-4	.750	0-0	.000	4-8	.500	3	5	8	1.3	5	0	1	4	2	4	10	1.7
22	NEWTON, Courtney	7-7	84	12.0	2-12	.167	2-10	.200	2-2	1.000	5	9	14	2.0	11	0	0	6	2	4	8	1.1
00	SELLERS, Imani	4-0	14	3.5	1-2	.500	1-2	.500	0-2	.000	0	1	1	0.3	4	0	1	0	0	0	3	0.8
30	DECHEVA, Pamela	4-0	16	4.0	0-1	.000	0-1	.000	0-0	.000	0	0	0	0.0	3	0	0	1	0	0	0	0.0
Team											8	5	13				5					
Total.....		7	1400		151-417	.362	28-119	.235	94-158	.595	134	140	274	39.1	109	1	81	101	32	76	424	60.6
Opponents.....		7	1400		118-321	.368	12-54	.222	80-120	.667	76	168	244	34.9	131	-	61	156	35	47	328	46.9

TEAM STATISTICS	SC	OPP	Date	Opponent	Score	Att.
SCORING	424	328	11/11/11	at Illinois	w 71-52	770
Points per game	60.6	46.9	11/14/11	ALABAMA A&M	w 60-53	2118
Scoring margin	+13.7	-	11/17/11	at Clemson	w 65-48	938
FIELD GOALS-ATT	151-417	118-321	11/20/11	#11/12 PENN STATE	L 50-55	2391
Field goal pct	.362	.368	11/23/11	COLL. OF CHARLESTON	w 59-40	2314
3 POINT FG-ATT	28-119	12-54	11/27/11	PRESBYTERIAN	w 52-24	1752
3-point FG pct	.235	.222	11/30/11	at Xavier	w 67-56	1032
3-pt FG made per game	4.0	1.7	* - Conference game			
FREE THROWS-ATT	94-158	80-120				
Free throw pct	.595	.667				
F-Throws made per game	13.4	11.4				
REBOUNDS	274	244				
Rebounds per game	39.1	34.9				
Rebounding margin	+4.3	-				
ASSISTS	81	61				
Assists per game	11.6	8.7				
TURNOVERS	101	156				
Turnovers per game	14.4	22.3				
Turnover margin	+7.9	-				
Assist/turnover ratio	0.8	0.4				
STEALS	76	47				
Steals per game	10.9	6.7				
BLOCKS	32	35				
Blocks per game	4.6	5.0				
ATTENDANCE	8575	2740				
Home games-Avg/Game	4-2144	3-913				
Neutral site-Avg/Game	-	0-0				

Score by Periods	1st	2nd	Totals
South Carolina	204	220	424
Opponents	154	174	328