



2014-15 GAME NOTES

SOUTH CAROLINA WOMEN'S BASKETBALL

Assoc. Media Relations Dir.: Diana Koval | Office: 803.777.7977 | Cell: 314.369.6050 | Email: dkoval@mailbox.sc.edu
 Website: www.GamecocksOnline.com | Twitter: @GamecockWBB | Instagram: @GamecockWBB

Game Information

Date: Sunday, November 23, 2014 | 2 p.m.
Site: Columbia, S.C.
Arena: Colonial Life Arena (18,000)
Tickets: \$7 adult, \$4 youth (17 and under)
Broadcast: SEC Network+ (Brad Muller, play-by-play; Debbie Antonelli, analyst)
Radio: 107.5 The Game (Derek Scott)
Live Stats: GamecocksOnline.com

South Carolina Gamecocks 2-0



San Diego State Aztecs 1-2

Ranking: 2/3 (AP/Coaches)
Head Coach: Dawn Staley
Record at SC: 123-71 (7th)
Career Rec.: 295-151 (15th)

Series History: SC leads 2-0
In Columbia: First Meeting
In San Diego: SC leads 1-0
Neutral Site: SC leads 1-0
Current Streak: SC last two

Ranking: -/
Head Coach: Stacie Terry
Record at SDSU: 14-18 (2nd)
Career Rec.: 14-18 (2nd)

Top Scorer: Mitchell (16.5 ppg)
Top Rebounder: Coates (11.5 rpg)

Top Scorer: Fort (14.7 ppg)
Top Rebounder: Amarikwa (8.0)

2014-15 Schedule

Nov. 2	Coker (Exh.) (SECN+)	W, 100-25
Nov. 15	Southern California (SECN+)	W, 70-61
Nov. 20	Clemson (SECN)	W, 99-41
Nov. 23	San Diego State (SECN+)	2 p.m.
<i>Junkanoo Jam (Lucaya Division) • Freeport, Bahamas</i>		
Nov. 27	vs. Wisconsin	4:15 p.m.
Nov. 28	vs. East Carolina/Syracuse	8 p.m.
Dec. 1	NC Central (SECN+)	7 p.m.
Dec. 4	Charlotte (SECN)	8 p.m.
Dec. 7	at Duke (ESPN2)	1 p.m.
Dec. 14	Savannah State (SECN+)	Noon
Dec. 17	at Hampton	7 p.m.
<i>Gopher Classic • Minneapolis, Minn.</i>		
Dec. 20	vs. Central Michigan	1 p.m.
Dec. 21	vs. Liberty	1 p.m.
Jan. 2	Auburn* (SECN)	7 p.m.
Jan. 4	at LSU* (ESPN2)	3 p.m.
Jan. 8	at Alabama* (SECN+)	7 p.m.
Jan. 11	Kentucky* (ESPN2)	1 p.m.
Jan. 15	at Missouri* (SECN)	9 p.m.
Jan. 19	at Florida* (SECN)	7 p.m.
Jan. 26	Texas A&M* (ESPN2)	7 p.m.
Jan. 29	Alabama* (SECN+)	7 p.m.
Feb. 1	at Ole Miss* (ESPNU)	4:30 p.m.
Feb. 5	at Georgia* (SECN)	7 p.m.
Feb. 9	at Connecticut (ESPN2)	8 p.m.
Feb. 12	LSU* (FSN)	7 p.m.
Feb. 15	Vanderbilt* (ESPNU)	Noon
Feb. 19	at Arkansas* (SECN)	9 p.m.
Feb. 23	Tennessee* (ESPN2)	9 p.m.
Feb. 26	Mississippi State* (FSN)	7 p.m.
Mar. 1	at Kentucky* (ESPNU/2)	2/5 p.m.
<i>SEC Tournament • North Little Rock, Ark.</i>		
Mar. 4	First Round (SECN)	TBA
Mar. 5	Second Round (SECN)	TBA
Mar. 6	Quarterfinals (SECN)	TBA
Mar. 7	Semifinals (ESPNU)	TBA
Mar. 8	Final (ESPN)	TBA

* indicates SEC game
 All Times Listed as Eastern and are subject to change

one.

Prior to each season, head coach Dawn Staley chooses a theme for her team to play under. This season's is "one."

With expectations surrounding this season, Staley believed it was important for her team to focus on the collective instead of any individual, knowing that to thrive in pressure situations, each student-athlete may have to sacrifice a piece of herself to become one team.















South Carolina Notables

- The Gamecocks are in their 41st season of women's basketball and the program's 24th in the SEC.
- South Carolina is in its seventh season under head coach Dawn Staley, during which the Gamecocks have gone 123-71. South Carolina has played in the last three NCAA Tournaments, including two trips to the Sweet 16.
- South Carolina is looking for its 21st-straight win at Colonial Life Arena tonight.
- With this week's ranking of No. 2, South Carolina has been in the AP top 10 for 13 straight weeks/polls. The Gamecocks ended the 2013-14 season ranked eighth and opened this season at No. 2. It matches the longest top-10 stretch for the program, originally set from Jan. 22, 1980 through Dec. 16, 1980.
- South Carolina has not allowed a team to shoot 50.0 percent from the field since Feb. 28, 2013, (Missouri). The highest field goal percentage defense last season, during which the Gamecocks ranked fifth in the nation in the category, was .459 by North Carolina in Myrtle Beach as one of just six games that saw an opponent reach the .400 mark.
- Moving senior forward Aleighsa Welch to the wing for stretches of the game may be slowing her rebounding pace, but it has not impacted her field goal percentage or shot-blocking ability. She is shooting 75.0 percent from the field after finished 14th in the nation in the category last season (57.4) and is blocking 2.5 shots per game.
- Sophomore center Alaina Coates has two double-doubles in as many games this season.
- The Gamecocks' 99 points against Clemson Thursday night tied the Staley-era record and was the sixth 99-point game in Colonial Life Arena history. The score also generated the most lop-sided victory in the history of that rivalry with South Carolina winning by 58 points.
- South Carolina handed out a Staley-era record tying 25 assists against Clemson Thursday night,
- In a vote of student-athletes and coaches, the Gamecocks have four captains this season – Asia Dozier, Elem Ibiam, Tiffany Mitchell and Aleighsa Welch.

Tale of the Tape

SDSU	SC	
1-2	Overall Record	2-0
0-0	Conference Record	0-0
1-1	Home Record	2-0
0-1	Away Record	0-0
0-0	Neutral Record	0-0
68.0	Points Per Game	84.5
75.0	Opp. Points Per Game	51.0
.468	Field Goal %age	.500
.350	Opp. Field Goal %age	.328
.269	3-Pt. Field Goal %age	.433
.258	Opp. 3-Pt. Field Goal %age	.259
.544	Free Throw %age	.694
12.3	FTs Made Per Game	17.0
14.7	Assists Per Game	20.0
-11.7	Turnover Margin	+3.5
46.3	Rebounds Per Game	46.5
+9.3	Rebounding Margin	+15.5
6.7	Steals Per Game	9.0
4.0	Blocked Shots Per Game	8.0

2014-15 South Carolina Media Roster

0		<p>India Farmer 6-0 • So. • Forward • N. Myrtle Beach, S.C.</p> <p>PPG 0.0 RPG 1.0 APG 0.0 FG% .000 FT% .000</p>	<p>LAST GAME: 1 reb in 4 min vs. Clemson NOTABLE: Great team player ... Works hard with good attitude ... Played in 18 games, including seven SEC contests and four postseason outings.</p>	<p>Career Highs Pts: 3, 2x, vs. Alabama, 1/19/14 Reb: 3 vs. NC Central, 12/2/13 Ast: — Stl: —</p>
1		<p>Bianca Cuevas 5-6 • Fr. • Guard • Bronx, N.Y. <i>kway-VAAS</i></p> <p>PPG 5.0 RPG 2.0 APG 1.0 FG% .308 FT% .000</p>	<p>LAST GAME: 10 pts, 2 assts, 2 stls vs. Clemson NOTABLE: Quick, crafty guard ... steady play vs. Clemson, 0 turnovers ... Rated No. 35 player in 2014 class ... McDonald's All-America ... NY co-Player of the Year and Brooklyn POY.</p>	<p>Career Highs Pts: 10 vs. Clemson, 11/20/14 Reb: 3 vs. Clemson, 11/20/14 Ast: 2 vs. Clemson, 11/20/14 Stl: 2 vs. Clemson, 11/20/14</p>
2		<p>Olivia Gaines 5-7 • Sr. • Guard • Chester, S.C.</p> <p>PPG 0.0 RPG 2.5 APG 1.0 FG% .000 FT% --</p>	<p>LAST GAME: 2 assts, 5 rebs vs. Clemson NOTABLE: Key defensive stopper last season, bringing great energy off the bench ... Locked up OSU top scorer in second half of NCAA Tournament game.</p>	<p>Career Highs Pts: 7 vs. Savannah St., 12/28/13 Reb: 5, 2x, vs. Clemson, 11/20/14 Ast: 5 vs. Chas. Sthrn., 11/8/13 Min: 23 vs. Alabama, 1/19/14</p>
3		<p>Kaydra Duckett 5-8 • Fr. • Guard • Columbia, S.C. <i>KAY-druh DUCK-it</i></p> <p>PPG 0.0 RPG 0.0 APG 1.0 FG% -- FT% --</p>	<p>LAST GAME: 1 asst in 3 mins vs. Clemson NOTABLE: College debut vs. Clemson ... rated No. 32 player in 2014 class ... 3A player of the year ... WBCA All-America honorable mention ... won two state titles (2012, 2014).</p>	<p>Career Highs Pts: — Reb: — Ast: 1 vs. Clemson, 11/20/14 Stl: —</p>
5		<p>Khadijah Sessions 5-8 • Jr. • Guard • Myrtle Beach, S.C. <i>kuh-DEE-zhub SESH-uns</i></p> <p>PPG 6.5 RPG 4.0 APG 3.0 FG% .500 FT% .667</p>	<p>LAST GAME: 7 pts, 6 rebs, 4 assts vs. Clemson NOTABLE: Back in starting lineup vs. Clemson, solid all-around game with 0 turnovers ... hit 3 that started 14-0 run vs. Southern Cal ... Started 26 games last season.</p>	<p>Career Highs Pts: 19 vs. Auburn, 2/3/13 Reb: 6 vs. Clemson, 11/20/14 Ast: 6, 2x, vs. Missouri, 2/2/14 Stl: 4, 3x, vs. Missouri, 2/2/14</p>
15		<p>Tiffany Davis 5-7 • So. • Guard • Houston, Texas</p> <p>PPG 3.0 RPG 1.0 APG 2.0 FG% .500 FT% --</p>	<p>LAST GAME: 3 pts, 2 assts in 8 mins vs. Clemson NOTABLE: Solid running team in limited minutes vs. Clemson ... Played in 32 games with seven starts last season ... Continues to learn how to run offense for Staley.</p>	<p>Career Highs Pts: 11 vs. Ole Miss, 1/30/14 Reb: 6 at Arkansas, 1/2/14 Ast: 3, 4x, vs. SC State, 12/22/13 Stl: 5 vs. Elon, 11/9/12</p>
22		<p>A'ja Wilson 6-5 • Fr. • Guard/Forward • Hopkins, S.C. <i>A-zhub</i></p> <p>PPG 11.0 RPG 5.0 APG 0.5 FG% .533 FT% .667</p>	<p>LAST GM: 18 pts, 5 rebs vs. Clemson NOTABLE: Off bench vs. Clemson, hit 6-of-8 from field ... learning both guard and forward positions ... WBCA, Naismith and Parade Magazine POY (2014) ... McDonald's All-America.</p>	<p>Career Highs Pts: 18 vs. Clemson, 11/20/14 Reb: 5, 2x, vs. Clemson, 11/20/14 Ast: 1 vs. Southern Cal, 11/15/14 Stl: 1 vs. Southern Cal, 11/15/14</p>
23		<p>Tina Roy 5-11 • Junior • Guard • Kaplan, La.</p> <p>PPG 9.0 RPG 2.0 APG 6.0 FG% .500 FT% --</p>	<p>LAST GAME: 9 pts, 6 assts vs. Southern Cal NOTABLE: Had great season opener, steadying team at point guard spot and hitting 3 3s vs. Southern Cal ... vocal at point guard position in preseason.</p>	<p>Career Highs Pts: 15 vs. Presbyterian, 11/27/11 Reb: 8 at Miss. State, 2/6/14 Ast: 7 vs. Chas. Sthrn., 11/8/13 Stl: 3 vs. Southern Cal, 11/15/14</p>
24		<p>Aleighsa Welch 6-0 • Sr. • Forward • Goose Creek, S.C. <i>uh-LEE-sub</i></p> <p>PPG 13.5 RPG 5.0 BPG 2.5 FG% .750 FT% .429</p>	<p>LAST GAME: 17 pts, 3 assts vs. Clemson NOTABLE: Playing extended minutes on wing ... voted team captain for third time ... Preseason All-SEC selection (media) ... Among program's best offensive rebounders (3rd).</p>	<p>Career Highs Pts: 23 vs. UNC, 12/18/13 Reb: 17 vs. CofC, 11/14/13 Ast: 5 vs. Savannah St., 12/28/13 Blk: 5, 2x, at Kentucky, 2/20/14</p>
25		<p>Tiffany Mitchell 5-9 • Jr. • Guard • Charlotte, N.C.</p> <p>PPG 16.5 RPG 1.0 APG 4.5 FG% .556 FT% .833</p>	<p>LAST GAME: 15 pts, 5 assts, 3 stls vs. Clemson NOTABLE: Hit 6-of-8 including 3-4 from 3 vs. Clemson ... voted team captain ... Preseason SEC Player of the Year and All-SEC choice (media) ... First Gamecock to earn WBCA All-America status.</p>	<p>Career Highs Pts: 25 vs. Georgia, 2/27/14 Reb: 11, 5x, at Arkansas, 1/2/14 Ast: 9 at SDSU, 11/23/13 Stl: 6 at Auburn, 1/12/14</p>
31		<p>Asia Dozier 6-0 • Jr. • Guard/Forward • Columbia, S.C. <i>DOE-zbur</i></p> <p>PPG 1.5 RPG 0.5 APG 2.5 FG% .200 FT% --</p>	<p>LAST GAME: 3 pts, 4 assts vs. Clemson NOTABLE: Handed out 4 assists in just 16 min. vs. Clemson ... voted team captain ... started 32 of 34 games last season ... was best on team at feeding the post, averaging 3.0 assists in SEC play.</p>	<p>Career Highs Pts: 16, 2x, at SDSU, 11/23/13 Reb: 10 vs. Elon, 11/9/12 Ast: 6, 2x, vs. Georgia, 3/7/14 Stl: 2, 5x, vs. Clemson, 11/20/13</p>
33		<p>Elem Ibiam 6-4 • Sr. • Center • Fayetteville, Ga. <i>ELL-um IB-ee-um</i></p> <p>PPG 4.0 RPG 4.5 BPG 1.5 FG% .600 FT% .667</p>	<p>LAST GAME: 3 pts, 3 rebs, 2 blks vs. Clemson NOTABLE: T-5th in career blocks (133) ... voted team captain ... set school record for blocks with 83 to rank in nation's top 25 ... SEC All-Defensive Team ... continues to expand offensive range.</p>	<p>Career Highs Pts: 19, 2x, at Charlotte, 12/8/13 Reb: 12 at Texas A&M, 1/16/15 Blk: 7 at Miss. State, 2/6/14 Min: 34 at Texas A&M, 1/16/15</p>
40		<p>Jatarie White 6-4 • Fr. • Forward • Charlotte, N.C. <i>juh-TAR-ee</i></p> <p>PPG 5.5 RPG 3.5 BPG 0.0 FG% .417 FT% 1.00</p>	<p>LAST GAME: 11 pts, 5 rebs vs. Clemson NOTABLE: Practiced well last week and to earn extended time vs. Clemson ... rated No. 7 player and top post in 2014 class ... WBCA and McDonald's All-America ... N.C. Ms. Basketball.</p>	<p>Career Highs Pts: 11 vs. Clemson, 11/20/14 Reb: 5 vs. Clemson, 11/20/14 Ast: 1 vs. Southern Cal, 11/15/14 Stl: 1 vs. Clemson, 11/20/14</p>
41		<p>Alaina Coates 6-4 • So. • Center • Irmo, S.C. <i>uh-LAY-nuh COATS</i></p> <p>PPG 15.0 RPG 11.5 BPG 2.0 FG% .556 FT% .769</p>	<p>LAST GAME: 12 pts, 10 rebs, 2 blks vs. Clemson NOTABLE: Started and double-doubles in first two games of season ... first SEC Freshman of the Year to also earn another "of the Year" award from the league's coaches as Co-6th Player of the Year.</p>	<p>Career Highs Pts: 24, 2x, vs. Ole Miss, 1/30/14 Reb: 17 vs. Kentucky, 1/9/14 Blk: 5, 2x, vs. Florida, 2/23/14 Min: 30 vs. Sthrn. Cal, 11/15/14</p>

Starter

Reserve

Quick Facts

The University

Location: Columbia, S.C.

Founded: 1801

Enrollment: 31,964

Colors: Garnet (PMS 202C) and Black

Nickname: Gamecocks

Conference: Southeastern

President: Dr. Harris Pastides

Athletics Director: Ray Tanner

Facility: Colonial Life Arena (18,000)

Coaching Staff

Head Coach: Dawn Staley

Alma Mater: Virginia, 1992

Overall Record: 295-151 (14th season)

School Record: 123-71 (6th season)

Assoc. Head Coach (Alma Mater):

Lisa Boyer (Ithaca, 1979)

Assistant Coaches (Alma Mater):

Nikki McCray-Penson (Tennessee, 1995)

Darius Taylor (Michigan, 2000)

Team Information

2013-14 Record: 29-5

Home: 16-0 Away: 10-2 Neutral: 3-3

SEC Record (Finish): 14-2 (1st)

Home: 8-0 Away: 6-2

Letterwinners Returning/Lost: 10/2

Starters Returning/Lost: 5/0

Program History

First Year of Women's Basketball: 1974-75

All-Time Record: 703-501 (40th season)

All-Time SEC Record: 116-199 (23rd season)

NCAA Appearances (Last): 11 (2014)

NCAA Tournament Record: 13-11

Last NCAA Result: L, 58-65, North Carolina, Palo

Alto, Calif, 3/30/14, Sweet 16

WNIT Appearances (Last): 4 (2011)

WNIT Record: 3-4

Media Relations

Women's Basketball Contact: Diana Koval

Office: 803.777.7977

Cell: 314.369.6050

Email: dkoval@mailbox.sc.edu

Press Row Phone: 803.777.6182

Athletics Department on the Web

Website: GamecocksOnline.com

Twitter: @GamecocksOnline

Instagram: @GamecocksOnline

Facebook: Facebook.com/GamecocksOnline

YouTube: YouTube.com/GamecocksOnline

Women's Basketball on Twitter

Team: @GamecockWBB

Head Coach: @DawnStaley

A South Carolina Win Would...

- Be the Gamecocks' 21st straight at Colonial Life Arena, the longest stretch in facility history.
- Be bring head coach Dawn Staley within four wins of 300 in her career.

By the Numbers

- 1 Rank for the Gamecocks in 3-point shooting in the SEC, hitting 43.3 percent from behind the arc
- 1.5 Assist-to-turnover ratio for South Carolina, second-best in the SEC
- 2 Rank for the Gamecocks in the SEC in average attendance (10,534)
- 3 Gamecocks ranked among the SEC's top 15 in field goal percentage – Aleighsa Welch (T-1st, .750), Tiffany Mitchell (T-10th, .556) and Alaina Coates (T-10th, .556)
- 4 Gamecocks ranked among the SEC's top 30 scorers – Mitchell (9th, 16.5), Alaina Coates (T-12th, 15.0), Aleighsa Welch (18th, 13.5) and A'ja Wilson (T-25th, 11.0)
- 4 SEC teams shooting at least 50.0 percent from the field this season, including the Gamecocks
- 6 Statistics in which junior guard Tiffany Mitchell ranks among the SEC's top 15 – points (9th, 16.5), field goal percentage (T-10th, .556), assists (6th, 4.5), free throw percentage (5th, .833), 3-pointers made (T-13th, 1.5 per game) and minutes (T-9th, 31.5 per game)
- 6 Current Gamecocks who earned high school All-America honors from McDonald's and/or Parade Magazine
- 8 Gamecocks who are at least 6' tall, including four who are 6'4" or taller
- 10 Blocked shots by the Gamecocks in the season opener against Southern Cal, picking up where they left off last season when they ranked second in the nation with a school-record 7.1 per game
- 15.5 Gamecocks' rebounding advantage this season, second-best in the SEC
- 19 Career double-doubles by senior forward Aleighsa Welch, leaving her one shy of tying for 10th in school history – her eight in SEC action are tied for third
- 25 Assists handed out against Clemson, tying the most for the Gamecocks in the Staley era
- 60 Rebounds needed for senior forward Aleighsa Welch to move into a tie for 10th in career rebounds in school history
- 72.9 Points per game scored by the Gamecocks last season, a Staley-era high by 8.3 points per game
- 76.9 Percent 3-point shooting by the Gamecocks in the second half against Clemson (10-of-13)

San Diego State Series Notes

The Gamecocks have won both previous meetings with the Aztecs. Today's game is the first of the series in Columbia.

South Carolina opened the series with a 58-55 win over San Diego State on the final day of the U.S. Virgin Islands Paradise Jam on Nov.

28, 2009. The Aztecs were ranked No. 23 in the nation, becoming the first ranked team the Gamecocks upset in the Dawn Staley era.

Last season, the two teams opened this home-and-home series being closed out today. The then-No. 19/14 Gamecocks scored an 88-54 win on Nov. 23, 2013, at Viejas Arena at Aztec Bowl. Four Gamecocks scored in double figures, led by Alaina Coates' 21 behind 5-of-6 shooting from the field and 11-of-15 accuracy from the free throw line. South Carolina shot 52.7 percent from the field but were out-rebounded 31-30.

Home Sweet Home

The Gamecocks are in the midst of unprecedented success at Colonial Life Arena, having won their last 20 games on their home court, including the first perfect season in 2013-14. That 16-0 mark alone matched the previous record for win streak at the facility, originally set Jan. 20, 2002-Jan. 9, 2003. South Carolina's last loss at Colonial Life Arena was a 50-48 decision to then-No. 14 Texas A&M on Feb. 10, 2013.

Overall, South Carolina is 135-58 (.699) at Colonial Life Arena, including a 69-25 (.734) mark under head coach Dawn Staley. In the now 41-year history of the program, the Gamecocks are 380-155 (.710) in home games.

Poll Presence

South Carolina's second week at No. 2 in the Associated Press Preseason Top 25, makes it the Gamecocks 13th-straight week in the AP top 10. The current streak matches the program's longest top-10 stretch originally set from Jan. 22, 1980 through Dec. 16, 1980.

The No. 2 ranking, originally earned in the preseason poll matches the program's all-time highest ranking and marked the best preseason rank in school history. The 1981-82 team earned the previous best marks with a preseason rank of No. 4 and spending three weeks at No. 2 (Dec. 20, 1981-Jan. 3, 1982).

Crowd Control

The Gamecocks drew 10,057 fans to their season opener against Southern Cal, the largest crowd for a home opener since the opening game at Colonial Life Arena drew 17,712.

Fans raised that number to 11,012 five nights later against Clemson, the third largest women's basketball attendance in facility history.

South Carolina women's basketball has logged six crowds of over 10,000 fans in Colonial Life Arena history, five of which have come in the last three seasons.

To Watch SEC Network +

To watch SEC Network +, you must be a customer of one of the following: AT&T U-verse, Charter, Comcast, Cox, DISH, Google Fiber, Suddenlink, and members of the NCTC, NRTC and NTT. You can contact your cable/satellite provider and get a username and password which will allow you to access the content on computers, tablets, mobile phones and other consumer devices like Xbox.

Current Gamecock Streaks

	Total	Home	Road	Neut.
Overall	W2	W20	L1	L1
SEC	L1	W10	L1	—
Non-Conference	W2	W12	W7	L1
Ranked Teams	L3	W1	L1	L6

Reading Day Recognition

South Carolina's Read with the Gamecocks program continues this season with today's recognition of the first segment's winners. The 95 elementary schools in that participated for this segment included over 6,000 students read more than 1.4 million pages over the two-week period.

The school that turned in the most pages read for this segment was Oak Pointe Elementary in Irmo, S.C., whose students read over 147,000 pages. Individuals who read the most pages in the state were Carolina Elementary's Emily Grantham and High Hills Elementary's Jaleah Singleton.

Welch Watch

Already third in school history in career offensive rebounds (347), senior forward Aleighsa Welch looks to mount an attack on other parts of the Gamecock record book before closing out her career.

Here are a few of the career benchmarks she has a chance to catch:

Category	Current	Chasing	To Go
Points	1,141	1,160 (20th)	19
FT Made	301 (8th)	319 (7th)	18
FT Att.	477 (6th)	513 (5th)	36
Rebs.	725	785 (10th)	60
Off. Rebs	347 (3rd)	348 (2nd)	1
Def. Rebs.	378	396 (10th)	18
Dbl-Dbls.	19	20 (10th)	1
Blocks	97	99 (10th)	2
Games	102	124 (10th)	22

E-I, E-I No

Senior center Elem Ibiam is making a charge for the school record for career blocks this season after setting the single-season mark with 83 in

2013-14. The Fayetteville, Ga., native is currently tied for fifth with 133 in her career, matching Ilona Burgrova's (2005-08) total. Next on the list is Demetress Adams (2006-09) with 140, and the career record of 177 set by Lakesha Tolliver (2004-07) is also well within reach.

Back in (Garnet and) Black

A huge reason the this season's lofty expectations is the return of all five starters among the 10 returning letterwinners. The Gamecocks return 97.6 percent of their scoring, 96.0 percent of their rebounding, 98.4 percent of their assists and 97.1 percent of their school-record shot blocking from last season's top-10 squad. Nine of the 10 returners played in at least 29 of the team's 34 games last season and contributed at least 2.0 points per game.

Elite Additions

The Gamecocks added the nation's No. 2 signing class to their core of returning letterwinners. Four of the five signees will take the court for the Gamecocks this season, led by No. 1 A'ja Wilson and No. 7 Jatarie White. Two other top-35 signees – Bianca Cuevas, Kaydra Duckett – round out the group that will contribute this season.

SEC Title Talk

In 2013-14, South Carolina became the seventh program to win the SEC regular-season title and were predicted by the league's coaches and media to the repeat the feat this season. If Staley's group brings that forecast to fruition, it would be just the fourth team to repeat as the regular-season champion, joining Tennessee (multiple times), Georgia (1996, 1997) and LSU (2005, 2006).

Rare Company

As just the second sophomore ever to earn SEC Player of the Year honors from the league's coaches last season, junior Tiffany Mitchell was tabbed by the SEC coaches and media to claim the award again this season. If that prediction comes true, Mitchell would become just the seventh player to pick up the award twice in her career, joining South Carolina assistant coach Nikki McCray (1994, 1995) among others.

South Carolina's other player of the year candidate last season, Aleighsa Welch also received votes for the award in both preseason polls. If she can dethrone her teammate this season, it would be the first time in league history that the same school had different student-athletes win the award in consecutive seasons.



Around the SEC

	SEC Games			Overall		
	W	L	Pct.	W	L	Pct.
Arkansas	0	0	.000	3	0	1.000
Auburn	0	0	.000	3	0	1.000
Georgia	0	0	.000	3	0	1.000
Kentucky	0	0	.000	3	0	1.000
Ole Miss	0	0	.000	3	0	1.000
Mississippi St.	0	0	.000	3	0	1.000
Missouri	0	0	.000	3	0	.000
South Carolina	0	0	.000	2	0	.000
Tennessee	0	0	.000	3	0	1.000
Texas A&M	0	0	.000	4	0	1.000
Vanderbilt	0	0	.000	3	0	1.000
Florida	0	0	.000	2	1	.667
Alabama	0	0	.000	2	2	.500
LSU	0	0	.000	2	2	.500

Recent Results

November 21

Alabama def. Kansas, 85-80
#4/5 Tennessee def. Winthrop, 81-48
Missouri def. UNLV, 79-60

November 20

Ole Miss def. Southern, 91-68
Auburn def. Florida Gulf Coast, 72-69
St. John's def. Florida, 72-66
Arkansas def. Middle Tennessee, 58-51
Mississippi St. def. #17/16 W. Virginia, 74-61
Vanderbilt def. Wisconsin, 67-58

Coming Up

November 23

Alabama vs. Temple, 12:30 p.m.
Auburn at Virginia, 2 p.m.
Georgia at Georgia Tech, 2 p.m. (ESPN3)
Northwestern St. at Arkansas, 3 p.m. (SECN+)
Western Ky. at Mississippi State, 3 p.m.
Middle Tenn. at Ole Miss, 4 p.m. (SECN+)
Missouri vs. #14/14 Cal, 9:30 p.m.

*Rankings are listed as AP/ESPN Poll
All Times Eastern; TV Network in ()*

AP Top 25

(Week of Nov. 17)

1. Connecticut	1-0
2. South Carolina	1-0
3. Notre Dame	1-0
4. Tennessee	1-0
5. Texas A&M	3-0
6. Stanford	1-0
7. Duke	1-0
8. Baylor	1-0
9. Maryland	2-0
10. Texas	1-0
11. North Carolina	2-0
12. Louisville	2-0
13. Kentucky	1-0
14. California	1-0
15. Michigan State	1-0
16. Nebraska	2-0
17. West Virginia	1-0
18. DePaul	2-1
19. Iowa	2-0
20. Oregon State	2-0
21. Oklahoma State	2-0
22. Rutgers	1-0
23. Syracuse	1-0
24. Georgia/Purdue/Gonzaga	

USA Today Coaches Top 25

(Week of Nov. 17)

1. Stanford	2-0
2. Notre Dame	1-0
3. South Carolina	1-0
4. Connecticut	1-1
5. Tennessee	2-0
6. Texas A&M	3-0
7. Duke	1-0
8. Maryland	2-0
9. Kentucky	2-0
10. Louisville	2-0
11. North Carolina	2-0
12. Baylor	1-1
13. Texas	1-0
14. California	1-0
15. Nebraska	2-0
16. West Virginia	2-0
17. Michigan State	1-0
18. Iowa	2-0
19. Oklahoma State	2-0
20. DePaul	2-1
21. Oregon State	2-0
22. Syracuse	1-0
23. James Madison	2-0
24. Rutgers	1-0
25. South Florida	2-0

Miscellaneous Stats

Double-Doubles	2014-15	Career	Record
Alaina Coates	2	12	11-1
Aleighsa Welch	0	19	17-2
Tiffany Mitchell	0	4	4-0
Elem Ibiam	0	1	0-1

20+ Points	2014-15	Career	Record
Tiffany Mitchell	0	8	8-0
Alaina Coates	0	6	5-1
Aleighsa Welch	0	5	3-2

10+ Points	2014-15	Career	Record
Aleighsa Welch	2	63	52-11
Tiffany Mitchell	2	47	40-7
Alaina Coates	2	25	23-2
Bianca Cuevas	1	1	1-0
Jatarie White	1	1	1-0
A'ja Wilson	1	1	1-0
Elem Ibiam	0	25	21-4
Khadijah Sessions	0	15	14-1
Asia Dozier	0	9	8-1
Tina Roy	0	7	6-1
Tiffany Davis	0	1	1-0

10+ Rebounds	2014-15	Career	Record
Alaina Coates	2	13	12-1
Aleighsa Welch	0	22	20-2
Tiffany Mitchell	0	7	6-1
Elem Ibiam	0	3	1-2
Asia Dozier	0	1	1-0

5+ Assists	2014-15	Career	Record
Tiffany Mitchell	1	8	8-0
Tina Roy	1	2	2-0
Asia Dozier	0	8	8-0
Khadijah Sessions	0	5	5-0
Olivia Gaines	0	1	1-0
Aleighsa Welch	0	1	1-0

5+ Steals	2014-15	Career	Record
Tiffany Mitchell	0	5	5-0
Tiffany Davis	0	1	1-0

5+ Blocks	2014-15	Career	Record
Elem Ibiam	0	7	7-0
Alaina Coates	0	2	2-0
Aleighsa Welch	0	2	2-0

Games Led Team In...

(Tied for team lead in each category included)

Scoring	2014-15	Career	Record
Tiffany Mitchell	1	21	20-1
Alaina Coates	1	8	7-1
A'ja Wilson	1	1	1-0
Aleighsa Welch	0	25	16-9
Elem Ibiam	0	6	4-2
Asia Dozier	0	1	1-0
Khadijah Sessions	0	3	2-1
Tina Roy	0	2	2-0

Rebounding	2014-15	Career	Record
Alaina Coates	2	20	18-2
Aleighsa Welch	0	39	32-7
Elem Ibiam	0	11	11-0
Tiffany Mitchell	0	9	8-1

Assists	2014-15	Career	Record
Tiffany Mitchell	1	18	17-1
Tina Roy	1	4	4-0
Asia Dozier	0	11	10-1
Khadijah Sessions	0	11	9-2
Aleighsa Welch	0	10	7-3
Olivia Gaines	0	1	0-1

Power of Three

Prior to the season, espnW ranked the top 25 college players in the nation, and a trio of Gamecocks made the list. Reigning SEC Player of the Year Tiffany Mitchell was tabbed No. 4 in the nation because "[her] greatest strength is that she doesn't really have a weakness. Shooting, penetrating, distributing, rebounding, defending and leading from her point guard spot are all part of Mitchell's resume," according to Charlie Creme. Two-time All-SEC selection Aleighsa Welch came in on the No. 7 spot for her ability to "come up with the big basket or the big rebound when the Gamecocks need it most," per Michelle Smith. 2014 SEC Freshman of the Year Alaina Coates captured the No. 25 position despite "just scratching the surface of her potential...she could be unstoppable inside, even without a large repertoire of moves," per Mechelle Voepel.

Ticket Boom

After updating the Colonial Life Arena attendance top-10 list five times last season, South Carolina ranked 10th in the nation in average attendance (6,371) last season. The athletics department responded to the demand by expanding the number of reserved-seat sections available to fans. The response was so overwhelming that the sections expanded again in late October. In all, the Gamecocks have over 7,600 season-ticket holders, a significant increase from last season's 4,213.

Home Grown, Nationally Known

Since her arrival for the 2008-09 season, South Carolina head coach Dawn Staley has been working to protect her new home state's best prospects while fielding a team that competes at a national level. Her efforts have paid huge dividends as eight of the 15 members of this year's team hail from South Carolina. Beginning with Aleighsa Welch, the first South Carolina player to sign a National Letter of Intent for Staley, the Palmetto State has frequently sent its players of the year to Columbia as Welch (2011), Asia Dozier (2012), Alaina Coates (2013), A'ja Wilson (2014) and Kaydra Duckett (2014) have each earned the title during their high school careers.

Cliney to Miss 2014-15 Season

South Carolina announced in September that the NCAA approved an initial eligibility waiver for freshman Doniyah Cliney, which allowed her to enroll in school but not compete for the Gamecocks in the 2014-15 season. The guard will focus on academics in the fall semester with an opportunity to begin practicing with the team beginning in the spring semester.

Cliney was ranked the 13th-best guard in the 2014 class and helped Malcolm X Shabazz to state titles in her final two seasons. The honorable mention all-state selection averaged 13.4 points, 3.3 assists and 5.2 rebounds as a senior. She shot 48 percent from the field, including 39 percent from 3-point range.

Team Specialty Stats

South Carolina/Opponent

	Pts. in Paint	Pts. Off TOs	2nd Chance Pts	Fast Break Pts
11/15 USC	32/36	16/22	14/10	4/8
11/20 Clemson	46/16	23/9	31/7	8/2
11/23 SDSU				
11/27 vs. Wisc.				
11/28 vs. TBA				
12/1 NCCU				
12/4 Charlotte				
12/7 at Duke				
12/14 Sav. St.				
12/17 at HU				
12/20 vs. CMU				
12/21 vs. LU				
1/2 Auburn				
1/4 at LSU				
1/8 at Ala.				
1/11 Kentucky				
1/15 at Mizzou				
1/19 at Florida				
1/26 TAMU				
1/29 Alabama				
2/1 at Miss.				
2/5 at Ga.				
2/9 at UConn				
2/12 LSU				
2/15 Vandy				
2/19 at Ark.				
2/23 Tenn.				
2/26 Miss. St.				
3/1 at Ky.				

Starters vs. Bench Points

	SC Starters	Opp. Starters	SC Bench	Opp. Bench
11/15 USC	55	36	15	25
11/20 Clemson	54	27	45	14
11/23 SDSU				
11/27 vs. Wisc.				
11/28 vs. TBA				
12/1 NCCU				
12/4 Charlotte				
12/7 at Duke				
12/14 Sav. St.				
12/17 at HU				
12/20 vs. CMU				
12/21 vs. LU				
1/2 Auburn				
1/4 at LSU				
1/8 at Ala.				
1/11 Kentucky				
1/15 at Mizzou				
1/19 at Florida				
1/26 TAMU				
1/29 Alabama				
2/1 at Miss.				
2/5 at Ga.				
2/9 at UConn				
2/12 LSU				
2/15 Vandy				
2/19 at Ark.				
2/23 Tenn.				
2/26 Miss. St.				
3/1 at Ky.				

South Carolina's Record When...

All	All		
Record.....	2-0	No South Carolina players foul out	1-0
Playing a ranked opponent.....	0-0	One or more SC players foul out.....	1-0
Playing at home	2-0	Having 10 or more assists.....	2-0
Playing on the road	0-0	Having less than 10 assists.....	0-0
Playing at neutral site	0-0	Scoring more pts. in paint than opponent	1-0
Leading at half	2-0	Scoring equal/less pts. in paint than opp.	1-0
Trailing at half	0-0	Scoring more pts. off TOs than opponent	1-0
Tied at half	0-0	Scoring equal/less pts. off TOs than opp.	1-0
Playing an overtime game	0-0	Scoring more 2nd-chance pts.	2-0
0 players score in double figures	0-0	Scoring equal/less 2nd-chance pts.....	0-0
1 player scores in double figures	0-0	Scoring more fast break pts.....	1-0
2 players score in double figures	0-0	Scoring equal/less fast break pts.....	1-0
3 players score in double figures	1-0	Wearing white uniforms	2-0
4 players score in double figures	0-0	Wearing black uniforms	0-0
5 players score in double figures	0-0	Wearing garnet uniforms.....	0-0
More than 5 players in double figures.....	1-0	Playing in tournaments/classics	0-0
Starters out-score opponent's starters	2-0	Playing on live television	2-0
Opponent's starters score equal/more	0-0	Playing in November.....	2-0
Bench out-scores opponent's bench	1-0	Playing in December	0-0
Opponent's bench scores equal/more.....	1-0	Playing in January	0-0
Shooting 50% or better	1-0	Playing in February	0-0
Shooting between 40-49%	1-0	Playing in March.....	0-0
Shooting between 30-39%	0-0	Playing during the day.....	0-0
Shooting less than 30%	0-0	Playing at night	2-0
Opponent shoots 50% or better.....	0-0	Playing on Sunday.....	0-0
Opponent shoots between 40-49%	0-0	Playing on Monday.....	0-0
Opponent shoots between 30-39%	2-0	Playing on Tuesday.....	0-0
Opponent shoots less than 30%	0-0	Playing on Wednesday.....	0-0
Shooting better than opponent.....	2-0	Playing on Thursday.....	1-0
Shooting worse than/equal to opponent	0-0	Playing on Friday	0-0
Having more FTs made than opponent	2-0	Playing on Saturday.....	1-0
Having equal/less FTs made than opponent	0-0	Margin is 5 pts. or less.....	0-0
Out-rebounding opponent.....	2-0	Margin is between 6-10.....	1-0
Having equal/less rebounds than opponent	0-0	Margin is between 11-20.....	0-0
Having more TOs than opponent	1-0	Margin is more than 20.....	1-0
Having equal or less TOs than opponent.....	1-0	Having a 20-pt. scorer.....	0-0
Attempting more FT than 3FG.....	2-0	Having a 30-pt. scorer.....	0-0
Attempting equal/less FT than 3FG	0-0	Scoring 49 points or less.....	0-0
Making 5 or more 3FGs.....	2-0	Scoring 50-59 points	0-0
Making less than 5 3FGs.....	0-0	Scoring 60-69 points.....	0-0
Making no 3 FGs.....	0-0	Scoring 70-79 points.....	1-0
Attempting 15 or more 3FGs	2-0	Scoring 80-89 points.....	0-0
Attempting less than 15 3FGs	0-0	Scoring 90-99 points.....	1-0

The Last Time...

Individual

Scored 50 Points

South Carolina 51, Jocelyn Penn vs. Stetson, 1/4/03
Opponent Never

Scored 40 Points

South Carolina 51, Jocelyn Penn vs. Stetson, 1/4/03
Opponent 46, Cornelia Gayden, LSU, 1/14/95

Scored 30 Points

South Carolina 30, Ieasia Walker vs. Clemson, 11/18/10
Opponent 32, LaQueta Ferguson, Florida International, 11/25/07

Grabbed 20 Rebounds

South Carolina 25, Kelsey Bone vs. Boston University, 12/28/09
Opponent 24, Courtney Paris, Oklahoma, 12/30/07

Grabbed 15 Rebounds

South Carolina 16, Alaina Coates vs. CSU Northridge, 3/23/14
Opponent 15, Isabelle Harrison, at Tennessee, 3/2/14

Two Players with 20 or More Points

South Carolina Aleighsa Welch 21/Tiffany Mitchell 20 vs. Oregon State, 3/25/14
Opponent Monica Engelmann 27/Angel Goodrich 20, Kansas, 3/25/13

Two Players with 10 or More Rebounds

South Carolina Aleighsa Welch 11/Coates 11/Mitchell 10 vs. Oregon State, 3/25/14
Opponent Quistelle Williams 10/Berna Calli 10, Arkansas, 1/27/13

Had 10 Assists

South Carolina 10, Samone Kennedy at Florida, 2/24/08
Opponent 11, Marneshia Richard, Mississippi State, 1/21/07

Had Five Steals

South Carolina 6, Tiffany Mitchell at Auburn, 1/12/14
Opponent 5, Keira Peak, Arkansas, 2/9/14

Had Five Blocked Shots

South Carolina 5, Elem Ibiam vs. Georgia, 2/27/14
Opponent 7, Isabelle Harrison, Tennessee, 1/3/13

Had a Double-Double

South Carolina Alaina Coates (12 pts/10 rebs) vs. Clemson, 11/20/14
Opponent Isabelle Harrison (20 pts/15 rebs), at Tennessee, 3/2/14

Two Players had a Double-Double

South Carolina Aleighsa Welch (21 pts/11 rebs)/Tiffany Mitchell (20 pts/10 rebs) vs. Oregon State, 3/25/14
Opponent Chiney Ogumike (11 pts/10 rebs)/Nnemkadi Ogumike (39 pts/10 rebs), Stanford, 3/24/12

Three Players had a Double-Double

South Carolina Ashley Bruner (16 pts/12 rebs)/Aleighsa Welch (16 pts/ 11 rebs)/Elem Ibiam (12 pts/10 rebs) vs. Kansas, 3/25/13
Opponent Merlakia Jones (26 pts/10 rebs)/Takilya Davis (19 pts/13 rebs)/DeLisha Milton (14 pts/15 rebs), at Florida, 2/20/94

Had a Triple-Double

South Carolina Iva Sliskovic (18 pts, 15 rebs, 10 assts) vs. High Point, 12/20/06
Opponent Never

Team

Scored 100 Points

South Carolina 102 vs. North Carolina A&T, 3/21/08
Opponent 103, Clemson, 11/21/03

Won by 30 or More Points

South Carolina 99-41 (58) vs. Clemson, 11/20/14
Opponent 66-34 (32), Georgia, 3/4/11

Shot 65% or Better from the Field

South Carolina .652 (45-69) vs. East Tennessee State, 12/19/00
Opponent Never

Shot 60% or Better from the Field

South Carolina .608 (31-51) vs. Ole Miss, 1/30/14
Opponent .604 (29-48), Vanderbilt, 1/18/01

Shot 50% or Better from the Field

South Carolina .528 (38-72) vs. Clemson, 11/20/14
Opponent .535 (23-43), Missouri, 2/28/13

No Players in Double-Figure Points

South Carolina at Auburn, 1/19/12
Opponent Clemson, 11/20/14

Five Players in Double-Figure Points

South Carolina vs. Missouri, 2/2/14
Opponent Arkansas, 2/14/10

More Than Five Players in Double-Figure Points

South Carolina 6 vs. Missouri, 2/2/14
Opponent 6 at Georgia, 2/13/03

Faced AP Top-25 Opponent

Win 81-58 at No. 15 Kentucky, 2/20/14
Loss 65-58 vs. No. 12 North Carolina, 3/30/14

Faced AP Top-10 Opponent

Win 68-59 vs. No. 9 Kentucky, 1/9/14
Loss 61-73 at No. 10 Tennessee, 3/2/14

Faced AP Top-5 Opponent

Win 55-50 vs. No. 5 Kentucky, 1/24/13
Loss 49-53 vs. No. 1 Stanford, 12/19/12

Faced AP No. 1 Team

Win Never
Loss 49-53 vs. No. 1 Stanford, 12/19/12

Overtime Game

Win 58-55 vs. Drexel, 11/28/12
Loss 65-57 at Texas A&M, 1/16/14

Double-Overtime Game

Win 92-91 at Florida State, 2/4/91
Loss 92-94 at Clemson, 11/19/09

South Carolina Was Ranked (AP Poll)

No. 1 Never
Top 10 No. 2, 11/17/14
Top 25 No. 2, 11/17/14



DAWN STALEY

7th Season at South Carolina Virginia, 1992

When three-time Olympic gold medalist Dawn Staley took the reins of the University of South Carolina women's basketball program on May 10, 2008, the Gamecocks' stature immediately rose not just in the Southeastern Conference but on the national stage as well. Building on a foundation of hard work, defensive effort and a "team first" mentality, South Carolina began to realize those expectations in 2011-12. Three consecutive 25-win seasons were capped with the 2013-14 squad's 29-win effort that included the program's first SEC regular-season championship and No. 1 seed in the NCAA Tournament as well as the Gamecocks' second NCAA Sweet 16 appearance in three seasons.

In her 14 seasons as a head coach, Staley has amassed a 295-151 record, including her 123-71 slate in six seasons at South Carolina. She has led her teams to nine 20-win seasons, a total of 11 postseason appearances (two WNIT), highlighted by the Gamecocks' pair of Sweet 16 appearances and 14 weeks in the Associated Press top 10, including four in the top five. The future continues to brighten as the nation's top recruits make Columbia, S.C., a highly coveted destination. Consistently signing the top players in the state, Staley's 2014 group illustrated the seeds her staff had been sowing since its arrival as the No. 1 recruit in the class joined two other top-35 entries among the five-member class that was ranked No. 2 in the nation.

While her coaching career is blossoming, Staley is still recognized for her body of work as a one of the most decorated participants in United States women's basketball history. The Naismith Memorial Basketball Hall of Fame solidified her legacy with her enshrinement into the Hall as part of the Class of 2013. The Phoenix Club of Philadelphia established the Dawn Staley Award recognizing the nation's top guard in women's Division I basketball in 2013 as well. Staley was inducted into the Women's Basketball Hall of Fame as part of the Class of 2012 and was one of the final nominees for induction to the U.S. Olympic Hall of Fame the same year. In the summer of 2011, the WNBA recognized her as one of the league's "Top 15," honoring the most influential players in the league's history.

At the helm of the Gamecocks over the last six seasons, Staley has been named National Coach of the Year (2014, Basketball Times), Naismith National Coach of the Year Finalist (2014), SEC Coach of the Year (2014, Coaches and AP) and BCA Female Coach of the Year (2012). She has coached an All-American, 12 All-SEC selections, five SEC All-Freshman team selections, an SEC Player of the Year, an SEC Sixth Player of the Year, an SEC Defensive Player of the Year and two SEC Freshmen of the Year. South Carolina's 29 wins in 2013-14 were one shy of the overall school record, breaking the best mark since joining the SEC of 25 set in 2011-12 and tied in 2012-13. The Gamecocks have won more SEC games than the season before in each of Staley's last five seasons, and her 52 SEC victories are more than any other Gamecock coach and account for 44.8 percent of the program's total 116 league wins. She has helped the Gamecocks to three of the program's four top-four finishes in the SEC, including the first regular-season championship in 2013-14. Her 97 overall wins in the last four seasons marks the most successful four-year stretch in program history.

HEAD COACH

Coaching Highlights

College

- 9 NCAA Tournament Appearances (3 at South Carolina)
- 9 20-Win Seasons (3 at South Carolina)
- 2 Regular-Season Conference Titles (SEC 2014; A-10 2008)
- Naismith National Coach of the Year Finalist (2014)
- Basketball Times National Coach of the Year (2014)
- Two-time WBCA Region Coach of the Year (Region 3 2014; Region 1 2005)
- Three-time Conference Coach of the Year (SEC 2014; A-10 2004, 2005)

USA Basketball

- Senior National Team Asst. Coach (2006-08, 2014) – FIBA World Championship gold medal (2014), Beijing Olympics gold medal (2008), FIBA Americas Championship gold medal (2007), FIBA World Championship bronze medal (2006)
- U18 National Team Head Coach – FIBA U18 Americas Championship gold medal (2014)
- Select Team Court Coach (Summer 2012)

Playing Highlights

U.S. Professional – 11 seasons

- Five-time WNBA All-Star (2001, 2002, 2003, 2005, 2006)
- Two-time ABL All-Star (1997, 1998)
- WNBA All-Decade Team

USA Basketball

- Three-time Olympic gold medalist (1996, 2000, 2004)
- Flag bearer for U.S. in Olympic Games Opening Ceremony (2004)
- Two-time USA Basketball Female Athlete of the Year (1994, 2004)

College – Virginia (1989-92)

- Three-time Kodak All-America (1990, 1991, 1992)
- Honda-Broderick Cup Award for Collegiate Female Athlete of the Year (1991)
- Two-time ACC Player of the Year (1991, 1992)
- NCAA Tournament Most Outstanding Player (1991)

Other Notables

- Naismith Memorial Basketball Hall of Fame, Class of 2013
- Order of the Palmetto Recipient (2013)
- Women's Basketball Hall of Fame, Class of 2012

Year-by-Year Coaching Record

Year	School	Record	Conf. Rec.	Conf. Finish	Postseason
2000-01	Temple	19-11	11-5	2nd East	WNIT
2001-02	Temple	20-11	12-4	2nd East	A-10 Tourn. Champ./NCAA 1st Round
2002-03	Temple	14-15	9-7	2nd East	
2003-04	Temple	21-10	14-2	1st East	A-10 Tourn. Champ./NCAA 1st Round
2004-05	Temple	28-4	16-0	1st East*	A-10 Tourn. Champ./NCAA 2nd Round
2005-06	Temple	24-8	12-4	3rd	A-10 Tourn. Champ./NCAA 1st Round
2006-07	Temple	25-8	13-1	2nd	NCAA 2nd Round
2007-08	Temple	21-13	12-2	T-1st	NCAA 1st Round
2008-09	South Carolina	10-18	2-12	11th	
2009-10	South Carolina	14-15	7-9	T-7th	
2010-11	South Carolina	18-15	8-8	T-5th	WNIT 2nd Round
2011-12	South Carolina	25-10	10-6	T-4th	NCAA Sweet 16
2012-13	South Carolina	25-8	11-5	T-4th	NCAA 2nd Round
2013-14	South Carolina	29-5	14-2	1st	NCAA Sweet 16
2014-15	South Carolina	2-0	—	—	—
Career	15th season	295-151	151-67		
At SC	7th season	123-71	52-42		



ALAINA COATES

6-4 • Sophomore • Center
Irmo, S.C. • Dutch Fork

#41

2014-15

Started and posted double-doubles in every game so far this season ... shook off slow start vs. Clemson to finish with 12 points and 10 rebounds – eight points and seven rebounds of which came in second half ... drew start in season opener vs. Southern Cal and delivered a double-double (18 pts/13 rebs), the 11th of her career ... scored six unanswered points late in first half against Trojans to help Gamecocks take lead into halftime ... ranked the No. 25 player in the nation, regardless of position, by espnW ... named Preseason All-SEC First Team by the league's coaches.

2013-14 Summary

Became first SEC Freshman of the Year in league history to also earn another “of the Year” award with selection as Co-6th Player of the Year from the league's coaches ... named SEC Newcomer of the Year by the Associated Press and earned Freshman All-America honors from Full Court ... earned Second-Team All-SEC honors and was named SEC Freshman of the Week a league-record-tying five times ... played in all 34 games, including one start (LA Tech) ... was the only freshman to rank among SEC's

top-25 scorers (23rd) and top-20 rebounders (sixth) ... finished third in SEC and 41st in nation with 2.1 blocks per game, ranking her seventh among the nation's freshmen ...

was fifth-best rebounding freshman in the country (8.4 rpg) ... set Gamecock freshman record with 73 blocked shots to rank second in the all-time single-season standings ... also posted program freshman records with .612 (148-242) field goal percentage and 10 double-doubles ... led team in scoring seven times (Chas. Southern, at San Diego St., SC State, Vandy, Ole Miss, vs. Georgia, vs. UNC)... led team in rebounding 18 times (LA Tech, Seton Hall, at San Diego St., at USC, NC Central, Sav. St., at Ark., Vandy, UK, at Auburn, Ole Miss, Ark., at LSU, Fla., vs. UK, vs. CSUN, vs. Oregon St., vs. UNC) ... averaged double-double in NCAA Tournament play – 14.7 pts/12.7 rebs ... lifted scoring and rebounding averages from non-conference play (11.6 pts/7.2 reb) to SEC action (12.7 pts/8.5 rebs) ... joined just two other Gamecock freshmen all-time to score 20 or more points in an NCAA Tournament game with her team-high 22 against #12/13 North Carolina (Mar. 30) in the Sweet 16 and completed her 10th double-double of the season with 11 boards, including five offensive ... grabbed second-most rebounds by freshman in school history with 16 against CSUN (Mar. 23) in NCAA Tournament ... ended Georgia's (Mar. 7) 6-0 run late in first half, scoring six of team's last eight points in the period to key SEC Tournament quarterfinal victory.

Career Highlights

No. 25 Player in the Nation, espnW (2014-15)
2015 Preseason All-SEC
2014 SEC Co-6th Player of the Year (Coaches)
2014 SEC Freshman of the Year (Coaches, AP)
2014 Freshman All-America First Team (Full Court)
2014 SEC All-Freshman Team
2014 All-SEC Second Team (Coaches)
5-time SEC Freshman of the Week

	Season	Career	Miscellaneous
Double-Double	2	12	
20+ Points	0	6	
10+ Points	2	25	
10+ Rebounds	2	13	
5+ Blocks	0	2	
Tm-High Points	1	8	
Tm-High Rebs.	2	20	

	Career Highs
Pts	24, 2x, last vs. Ole Miss, 1/30/14
Rebs	17 vs. Kentucky, 1/9/14
Blks	5, 2x, last vs. Florida, 2/23/14
Stls	3 at LSU, 2/16/14
Assts	2, 2x, last vs. Clemson, 11/20/14
Min	30 vs. Southern Cal, 11/15/14
FG11 vs. Vanderbilt, 1/5/14
FT11 at San Diego St., 11/23/13

2014-15 Game-by-Game

Opponent	Date	GS	MIN	FG-A	3FG-A	FT-A	Reb	A	TO	B	S	TP
Southern Cal	11/15	*	30	6-8	0-0	6-6	4-9-13	0	1	2	0	18
Clemson	11/20	*	20	4-10	0-0	4-7	4-6-10	2	0	2	0	12

2013-14 Game-by-Game

Opponent	Date	GS	MIN	FG-A	3FG-A	FT-A	Reb	A	TO	B	S	TP
Chas. Sthrn.	11/08		17	9-14	0-0	2-2	4-3-7	1	1	2	1	20
LA Tech	11/10	*	19	6-10	0-0	0-3	5-5-10	0	0	0	0	12
CofC	11/14		13	3-6	0-0	5-9	5-9-14	0	1	3	0	11
Seton Hall	11/17		19	4-5	0-0	2-6	3-5-8	1	0	4	1	10
at Clemson	11/20		15	2-5	0-0	5-8	1-5-6	0	1	1	2	9
at San Diego St.	11/23		22	5-6	0-0	11-15	1-7-8	0	0	1	0	21
at USC	11/25		17	4-7	0-0	0-1	1-8-9	0	2	0	1	8
NC Central	12/02		22	7-8	0-0	1-2	2-5-7	1	1	2	1	15
at Charlotte	12/08		12	0-4	0-0	2-2	2-2-4	0	0	2	0	2
vs. N. Carolina	12/18		9	0-0	0-0	0-0	0-1-1	0	1	1	0	0
Winthrop	12/20		8	1-2	0-0	1-2	3-0-3	0	4	1	0	3
SC State	12/22		17	7-7	0-0	9-9	0-5-5	1	3	3	0	23
Savannah St.	12/28		24	4-5	0-0	9-14	5-7-12	0	2	3	0	17
at Arkansas*	01/02		26	5-8	0-0	1-2	2-10-12	0	2	5	0	11
Vanderbilt*	01/05		28	11-16	0-0	2-4	4-6-10	0	3	3	1	24
Kentucky*	01/09		27	3-9	0-0	4-7	7-10-17	0	3	4	1	10
at Auburn*	01/12		25	4-5	0-0	6-10	2-4-6	0	1	1	1	14
at Texas A&M*	01/16		22	3-6	0-0	2-4	2-3-5	0	3	0	1	8
Alabama*	01/19		21	4-9	0-0	2-2	5-4-9	1	1	2	0	10
at Vanderbilt*	01/26		12	3-4	0-0	0-1	0-5-5	0	3	4	0	6
Ole Miss*	01/30		22	8-10	0-0	8-10	3-9-12	0	1	0	1	24
Missouri*	02/02		16	5-7	0-0	3-9	1-4-5	1	0	4	0	13
at Miss. State*	02/06		21	3-7	0-0	2-2	1-4-5	0	0	3	0	8
Arkansas*	02/09		22	3-5	0-0	4-5	1-7-8	0	7	0	0	10
at LSU*	02/16		17	5-7	0-0	3-4	1-7-8	1	3	0	3	13
at Kentucky*	02/20		20	3-6	0-0	2-2	1-5-6	0	2	0	1	8
Florida*	02/23		22	5-5	0-0	6-8	1-11-12	1	0	5	0	16
Georgia*	02/27		19	5-9	0-0	8-10	3-5-8	0	1	1	1	18
at Tennessee*	03/02		23	4-8	0-0	2-2	2-6-8	2	3	3	0	10
vs. Georgia	03/07		20	6-8	0-0	1-1	1-7-8	0	0	4	0	13
vs. Kentucky	03/08		19	2-5	0-0	2-4	2-7-9	0	3	2	0	6
vs. CSUN	03/23		24	4-8	0-0	5-13	3-13-16	0	0	4	0	13
vs. Oregon St.	03/25		19	1-6	0-0	7-8	3-8-11	1	3	1	1	9
vs. N. Carolina	03/30		29	9-15	0-0	4-4	5-6-11	0	2	4	0	22

Career Stats at South Carolina

Year	GP	GS	Min	Avg	FG	FGA	Pct	3FG	FGA	Pct	FT	FTA	Pct	Off	Def	Tot	Avg	PF	FO	A	TO	Blk	Stl	Pts	Avg
2013-14	34	1	668	19.6	148	242	.612	0	0	—	121	185	.654	82	203	285	8.4	83	1	11	57	73	17	417	12.3
2014-15	2	2	50	25.0	10	18	.556	0	0	—	10	13	.769	8	15	23	11.5	1	0	2	1	4	0	30	15.0
Career Totals	36	3	718	19.9	158	260	.608	0	0	—	131	198	.662	90	218	308	8.6	84	1	13	58	77	17	447	12.4



BIANCA CUEVAS

5-6 • Freshman • Guard
Bronx, N.Y. • Nazareth Regional

2014-15

Played in both games so far this season ... strong outing against Clemson with no turnovers and a pair of 3s ... came off the bench to play five minutes against Southern Cal.

High School

Played four seasons for the Lady Kingsmen Under the late Robert "Apache" Paschall and Ron Kelley ... rated the No. 35 player and the No. 7 point guard in the 2014 recruiting class ... tabbed McDonald's All-American in 2014 ... named New York AA co-player of the year and Daily News Brooklyn Player of the Year along with earning a spot on the USA Today All-USA New York First Team ... earned first-team All-State honors from the New York State Sportswriters Association as a senior after bringing in second-team honors as a freshman and sophomore ... helped team to state federation championship as a freshman (2011) ... scored 50 points in semifinals to lead Nazareth to the 2014 state final... averaged 22.1 points, 3.8 assists and 4.6 steals as a senior ... scored over 2,000 points in her career.



	Season	Career	Miscellaneous
Double-Double	0	0	
10+ Points	1	1	
5+ Assists	0	0	
5+ Steals	0	0	
Tm-High Pts.	0	0	
Tm-High Assts.	0	0	

		Career Highs
Pts	10 vs. Clemson, 11/20/14	
Rebs	3 vs. Clemson, 11/20/14	
Stls	2 vs. Clemson, 11/20/14	
Assts	2 vs. Clemson, 11/20/14	
Blks		
Min	17 vs. Clemson, 11/20/14	
FG	4 vs. Clemson, 11/20/14	
3FG	2 vs. Clemson, 11/20/14	
FT		

2014-15 Game-by-Game

Opponent	Date	GS	MIN	FG-A	3FG-A	FT-A	Reb	A	TO	B	S	TP
Southern Cal	11/15		5	0-3	0-2	0-1	0-1-1	0	1	0	1	0
Clemson	11/20		17	4-10	2-6	0-0	1-2-3	2	0	0	2	10

Career Stats at South Carolina

Year	GP	GS	Min	Avg	FG	FGA	Pct	3FG	FGA	Pct	FT	FTA	Pct	Off	Def	Tot	Avg	PF	FO	A	TO	Blk	Stl	Pts	Avg
2014-15	2	0	22	11.0	4	13	.308	2	8	.250	0	1	.000	1	3	4	2.0	2	0	2	1	0	3	10	5.0



TIFFANY DAVIS

5-7 • Sophomore • Guard
Houston, Texas • Westbury Christian

#15

2013-14 Summary

Made her season debut against Clemson, hitting a second-half 3 and handing out a pair of assists in just eight minutes.

2013-14 Summary

Played in 32 games, including seven starts ... hit a pair of 3-pointers en route to her first career double-digit scoring game, netting 11 points against Ole Miss (Jan. 30) ... was solid against pressure from #9/10 Kentucky (Jan. 9), not committing a turnover in 16 minutes on the floor ... grabbed a career-high six rebounds at Arkansas (Jan. 2) ... scored a career-high eight in her third start of the season against Savannah State (Dec. 28), including a perfect shooting night highlighted by a pair of 3s ... posted her most productive start against SC State (Dec. 22), scoring six points and matching career high with three assists ... drew first career start against Winthrop (Dec. 20), taking over point guard duties from the injured Khadijah Sessions ... returned to action at Charlotte (Dec. 8) after recovering from shoulder injury, playing a steady eight minutes ...

	Season	Career
Double-Double	0	0
10+ Points	0	1
5+ Assists	0	0
5+ Steals	0	1
Tm-High Pts.	0	0
Tm-High Assts.	0	0

Miscellaneous

Pts	11 vs. Ole Miss, 1/30/14
Rebs	6 at Arkansas, 1/2/14
Blks	1 vs. Charleston Southern, 11/8/13
Stls	5 vs. Elon, 11/9/12
Assts	3, 4x, last vs. SC State, 12/22/13
Min	30 at Arkansas, 1/2/14
FG	3 vs. Savannah State, 12/28/13
3FG	2, 3x, last vs. Ole Miss, 1/30/14
FT	5 vs. Ole Miss, 1/30/14

Career Highs

2014-15 Game-by-Game

Opponent	Date	GS	MIN	FG-A	3FG-A	FT-A	Reb	A	TO	B	S	TP
Southern Cal	11/15											
Clemson	11/20		8	1-2	1-2	0-0	0-1-1	2	0	0	0	3

2013-14 Game-by-Game

Opponent	Date	GS	MIN	FG-A	3FG-A	FT-A	Reb	A	TO	B	S	TP
Chas. Sthrn.	11/08		16	2-3	0-0	1-3	1-1-2	1	2	1	0	5
LA Tech	11/10		10	1-4	1-4	0-0	1-1-2	1	2	0	1	3
CofC	11/14		19	2-4	1-2	2-2	0-1-1	3	2	0	1	7
Seton Hall	11/17		5	0-0	0-0	0-0	0-1-1	0	1	0	0	0
at Clemson	11/20		10	0-0	0-0	0-0	0-0-0	1	0	0	0	0
at San Diego St.	11/23		3	0-1	0-0	0-0	0-0-0	3	0	0	0	0
at USC	11/25											
NC Central	12/02											
at Charlotte	12/08		8	0-0	0-0	0-0	0-0-0	0	1	0	0	0
vs. N. Carolina	12/18		7	0-1	0-0	0-0	0-0-0	0	0	0	0	0
Winthrop	12/20	*	26	1-5	1-5	0-0	0-4-4	2	6	0	1	3
SC State	12/22	*	15	2-6	2-2	0-0	0-1-1	3	3	0	1	6
Savannah St.	12/28	*	22	3-3	2-2	0-2	0-1-1	0	1	0	0	8
at Arkansas*	01/02	*	30	1-4	0-1	1-2	0-6-6	1	6	0	0	3
Vanderbilt*	01/05	*	18	1-2	0-1	1-1	0-1-1	2	1	0	0	3
Kentucky*	01/09	*	16	0-2	0-0	0-0	0-0-0	1	0	0	0	0
at Auburn*	01/12	*	3	0-1	0-1	0-0	0-1-1	0	2	0	0	0
at Texas A&M*	01/16		11	0-0	0-0	0-0	0-1-1	0	1	0	0	0
Alabama*	01/19		1	0-1	0-0	0-0	0-0-0	0	1	0	0	0
at Vanderbilt*	01/26		6	0-0	0-0	0-0	0-1-1	1	1	0	0	0
Ole Miss*	01/30		16	2-3	2-2	5-6	0-2-2	1	2	0	0	11
Missouri*	02/02		11	0-2	0-2	0-0	0-0-0	2	1	0	0	0
at Miss. State*	02/06		13	2-4	0-2	0-0	0-0-0	0	1	0	0	4
Arkansas*	02/09		12	1-3	1-1	0-0	2-0-2	1	0	0	0	3
at LSU*	02/16		5	1-1	0-0	1-2	0-0-0	0	0	0	0	3
at Kentucky*	02/20		3	0-0	0-0	0-0	0-0-0	0	1	0	0	0
Florida*	02/23		14	1-1	1-1	0-0	0-1-1	2	2	0	0	3
Georgia*	02/27		7	0-1	0-0	2-2	0-0-0	0	0	0	0	2
at Tennessee*	03/02		6	1-1	0-0	4-4	0-0-0	1	0	0	0	6
vs. Georgia	03/07		16	0-1	0-1	2-2	0-0-0	1	2	0	0	2
vs. Kentucky	03/08		3	1-1	0-0	0-0	0-0-0	1	0	0	0	2
vs. CSUN	03/23		4	0-0	0-0	0-0	1-2-3	0	0	0	0	0
vs. Oregon St.	03/25		4	0-1	0-1	0-0	0-1-1	1	0	0	0	0
vs. N. Carolina	03/30		16	1-2	1-2	0-0	0-1-1	0	1	0	0	3

matched her career high with three assists in just three minutes at San Diego State (Nov. 23) before a first-half shoulder injury ended her game ... scored seven points against College of Charleston (Nov. 14), hitting 2-of-4 from the field, including a 3-pointer, while dishing out three assists ... posted five points on 2-of-3 shooting in the season opener against Charleston Southern (Nov. 8).

Career Stats at South Carolina

Year	GP	GS	Min	Avg	FG	FGA	Pct	3FG	FGA	Pct	FT	FTA	Pct	Off	Def	Tot	Avg	PF	FO	A	TO	Blk	Stl	Pts	Avg
2012-13	3	0	40	13.3	4	8	.500	1	4	.250	3	4	.750	1	3	4	1.3	2	0	4	2	0	5	12	4.0
2013-14	32	7	356	11.1	23	59	.390	12	30	.400	19	26	.731	5	27	32	1.0	29	0	29	40	1	4	77	2.4
2014-15	1	0	8	8.0	1	2	.500	1	2	.500	0	0	—	0	1	1	1.0	0	0	2	0	0	3	3.0	
Career Totals	36	7	404	11.2	28	69	.406	14	36	.389	22	30	.733	6	31	37	1.0	31	0	35	42	1	9	92	2.6



ASIA DOZIER

6-0 • Junior • Guard/Forward
Columbia, S.C. • Spring Valley

#31

2014-15

Played in both games so far this season, coming off the bench ... handed out four assists against Clemson in just 16 minutes ... voted team captain.

2013-14 Summary

Played in every game, starting 32 of the 34 ... led the team in scoring one time (CofC) ... led the team in assists 10 times (at Charlotte, at Arkansas, Vanderbilt, Kentucky, at Auburn, at Miss. St., Arkansas, Florida, vs. Georgia, vs. UNC) ... ranked 13th in SEC with 3.4 assists per conference game with three league games of five assists and was seventh in assist-to-turnover ratio (1:4) in conference games ... scored postseason career-high nine points against Oregon State (Mar. 25), including pair of 3s, in NCAA Tournament ... tied career high with six assists against Georgia (Mar. 8) in first round of SEC Tournament.

	Season	Career
Double-Double	0	0
10+ Points	0	9
10+ Rebounds	0	1
5+ Assists	0	8
Tm-High Pts.	0	1
Tm-High Assts.	0	10

Miscellaneous

Pts 16, 2x, last at San Diego St., 11/23/13
Rebs..... 10 vs. Elon, 11/9/12
Blks 1, 11x, last vs. Florida, 2/23/14
Stls..... 2, 5x, last at Charlotte, 12/8/13
Assts..... 6, 2x, last vs. Georgia, 3/7/14
Min..... 40 at Arkansas, 1/2/14
FG 6 vs. C. of Charleston, 11/14/13
3FG 4 at San Diego St., 11/23/13
FT..... 4, 2x, last vs. Oregon St., 3/25/14

Career Highs

2014-15 Game-by-Game

Opponent	Date	GS	MIN	FG-A	3FG-A	FT-A	Reb	A	TO	B	S	TP
Southern Cal	11/15		14	0-3	0-2	0-0	0-0-0	1	2	0	0	0
Clemson	11/20		16	1-2	1-2	0-0	0-1-1	4	0	0	0	3

2013-14 Game-by-Game

Opponent	Date	GS	MIN	FG-A	3FG-A	FT-A	Reb	A	TO	B	S	TP
Chas. Sthrn.	11/08	*	17	1-3	0-0	2-2	2-1-3	5	1	1	2	4
LA Tech	11/10	*	21	3-5	1-1	0-0	0-1-1	0	3	0	0	7
CofC	11/14	*	25	6-12	4-8	0-0	0-2-2	3	1	0	0	16
Seton Hall	11/17	*	27	2-6	2-4	0-0	0-4-4	2	3	0	2	6
at Clemson	11/20	*	30	2-9	0-5	0-1	3-6-9	0	2	0	0	4
at San Diego St.	11/23	*	28	5-13	4-10	2-2	3-0-3	0	2	0	2	16
at USC	11/25	*	25	1-4	0-1	2-2	0-2-2	2	3	0	0	4
NC Central	12/02	*	18	2-3	1-2	1-2	0-2-2	1	0	0	0	6
at Charlotte	12/08		32	4-7	0-1	2-3	2-3-5	4	5	1	2	10
vs. N. Carolina	12/18	*	21	1-3	0-2	1-2	1-2-3	1	2	0	0	3
Winthrop	12/20	*	39	4-9	3-7	2-4	0-2-2	5	2	0	0	13
SC State	12/22	*	20	1-5	1-4	1-2	0-0-4	3	1	0	1	4
Savannah St.	12/28	*	19	4-8	2-2	0-0	0-1-1	1	0	0	1	10
at Arkansas*	01/02	*	40	4-12	1-3	0-0	0-2-2	5	7	0	1	9
Vanderbilt*	01/05	*	29	1-7	1-2	2-2	0-1-1	5	5	0	1	5
Kentucky*	01/09	*	24	0-6	0-1	0-0	0-1-1	4	2	1	0	0
at Auburn*	01/12	*	31	3-4	2-3	1-3	0-5-5	3	5	0	0	9
at Texas A&M*	01/16	*	33	2-9	1-5	0-0	0-3-3	0	4	1	0	5
Alabama*	01/19	*	26	3-4	2-3	0-0	0-3-3	5	1	0	0	8
at Vanderbilt*	01/26	*	29	4-9	0-1	1-2	0-3-3	2	0	0	0	9
Ole Miss*	01/30	*	23	1-4	0-1	2-4	0-1-1	6	2	0	1	4
Missouri*	02/02	*	33	3-6	3-4	2-4	1-2-3	4	0	1	1	11
at Miss. State*	02/06	*	27	4-8	2-3	0-0	1-2-3	4	2	0	1	10
Arkansas*	02/09	*	20	0-4	0-4	0-0	0-0-1	4	3	0	0	0
at LSU*	02/16	*	28	0-5	0-4	1-2	0-1-1	1	2	1	1	1
at Kentucky*	02/20	*	33	2-6	0-1	0-0	1-3-4	2	1	0	0	4
Florida*	02/23	*	30	1-8	1-6	0-0	2-4-6	3	1	1	1	3
Georgia*	02/27	*	14	0-1	0-1	0-0	0-4-4	0	1	0	0	0
at Tennessee*	03/02	*	29	1-3	1-2	0-0	1-1-2	0	1	0	0	3
vs. Georgia	03/07	*	21	1-3	0-1	0-0	1-0-1	6	1	0	1	2
vs. Kentucky	03/08	*	27	0-7	0-4	0-0	0-2-2	1	0	0	0	0
vs. CSUN	03/23	*	22	1-4	0-3	1-2	0-4-4	3	2	0	1	3
vs. Oregon St.	03/25	*	33	2-7	1-2	4-4	0-1-1	2	1	0	1	9
vs. N. Carolina	03/30	*	37	3-7	0-2	1-1	0-3-3	3	4	2	0	1

Career Stats at South Carolina

Year	GP	GS	Min	Avg	FG	FGA	Pct	3FG	FGA	Pct	FT	FTA	Pct	Off	Def	Tot	Avg	PF	FO	A	TO	Blk	Stl	Pts	Avg
2012-13	31	0	398	12.8	28	134	.209	16	91	.176	11	24	.458	19	42	61	2.0	35	1	25	20	4	8	83	2.7
2013-14	34	32	911	26.8	72	211	.341	33	103	.320	28	44	.636	18	77	95	2.8	63	0	92	68	7	21	205	6.0
2014-15	2	0	30	15.0	1	5	.200	1	4	.250	0	0	—	0	1	1	0.5	2	0	5	2	0	0	3	1.5
Career Totals	68	32	1339	20.0	101	350	.289	50	198	.253	39	68	.574	37	120	157	2.3	100	1	122	90	11	29	291	4.3



KAYDRA DUCKETT

5-8 • Freshman • Guard
Columbia, S.C. • Dreher

2014-15

Made her college debut against Clemson, but was limited to three minutes with an ankle injury.

High School

Played four seasons for Coach Teresa Jones' Blue Devils ... rated No. 32 recruit in the 2014 class by espnW HoopGurlz ... named 2014 3A South Carolina Basketball Coaches Association Player of the Year ... earned WBCA All-America honorable mention status and a spot on the USA Today's All-USA South Carolina First Team ... helped Dreher to two state titles (2012, 2014) ... averaged 16.2 points, 3.2 assists and 4.3 steals as a senior ... posted 24 points, three assists and 10 rebounds in 2014 state championship game.

#3

	Season	Career	Miscellaneous
Double-Double	0	0	
10+ Points	0	0	
5+ Assists	0	0	
5+ Steals	0	0	
Tm-High Pts.	0	0	
Tm-High Assts.	0	0	

	Career Highs
Pts	
Rebs.....	
Blks	
Stls.....	
Assts	1 vs. Clemson
Min.....	
FG	
3FG	
FT.....	

2014-15 Game-by-Game

Opponent	Date	GS	MIN	FG-A	3FG-A	FT-A	Reb	A	TO	B	S	TP
Southern Cal	11/15											
— DNP (Coach's Decision) —												
Clemson	11/20		3	0-0	0-0	0-0	0-0-0	1	0	0	0	0

Career Stats at South Carolina

Year	GP	GS	Min	Avg	FG	FGA	Pct	3FG	FGA	Pct	FT	FTA	Pct	Off	Def	Tot	Avg	PF	FO	A	TO	Blk	Stl	Pts	Avg
2014-15	1	0	3	3.0	0	0	—	0	0	—	0	0	—	0	0	0	0.0	0	0	1	0	0	0	0	0.0



INDIA FARMER

6-0 • Sophomore • Forward
N. Myrtle Beach, S.C. • N. Myrtle Beach

2014-15

Made season debut vs. Clemson.

2013-14 Summary

Played in 18 games, including seven SEC contests and four postseason outings ... made her NCAA Tournament debut in the final minute against CSU Northridge (Mar. 23) ... saw action in both SEC Tournament games ... netted first career SEC points with a late 3 against Alabama (Jan. 19) ... scored her first career points on a 3-pointer against NC Central (Dec. 2), also snagging three rebounds in her 11 minutes of play.



	Season	Career	Miscellaneous
Double-Double	0	0	
10+ Points	0	0	
10+ Rebounds	0	0	
5+ Blocks	0	0	
Tm-High Pts.	0	0	
Tm-High Rebs.	0	0	

	Career Highs
Pts	3, 2x, last vs. Alabama, 1/19/14
Rebs	3 vs. NC Central, 12/2/13
Blks	1, vs. Savannah State, 12/28/13
Stls	
Assts	
Min	11 vs. NC Central, 12/2/13
FG	1, 2x, last vs. Alabama, 1/19/14
3FG	1, 2x, last vs. Alabama, 1/19/14
FT	

2014-15 Game-by-Game

Opponent	Date	GS	MIN	FG-A	3FG-A	FT-A	Reb	A	TO	B	S	TP
Southern Cal	11/15											
Clemson	11/20	4	0-0	0-0	0-0	1-0-1	0	0	0	0	0	0

2013-14 Game-by-Game

Opponent	Date	GS	MIN	FG-A	3FG-A	FT-A	Reb	A	TO	B	S	TP
Chas. Sthrn.	11/08	6	0-0	0-0	0-0	0-0-0	0	0	0	0	0	0
LA Tech	11/10	1	0-0	0-0	0-0	0-0-0	0	0	0	0	0	0
CofC	11/14	5	0-0	0-0	0-0	0-0-0	0	0	0	0	0	0
Seton Hall	11/17											
at Clemson	11/20	1	0-0	0-0	0-0	0-0-0	0	0	0	0	0	0
at San Diego St.	11/23											
at USC	11/25											
NC Central	12/02	11	1-3	1-2	0-0	1-2-3	0	0	0	0	0	3
at Charlotte	12/08											
vs. N. Carolina	12/18											
Winthrop	12/20											
SC State	12/22	5	0-2	0-0	0-0	1-0-1	0	0	0	0	0	0
Savannah St.	12/28	4	0-0	0-0	0-0	0-0-0	0	0	1	0	0	0
at Arkansas*	01/02											
Vanderbilt*	01/05											
Kentucky*	01/09											
at Auburn*	01/12											
at Texas A&M*	01/16											
Alabama*	01/19	1	1-1	1-1	0-0	0-0-0	0	0	0	0	0	3
at Vanderbilt*	01/26											
Ole Miss*	01/30	2	0-1	0-1	0-0	0-0-0	0	0	0	0	0	0
Missouri*	02/02	1	0-0	0-0	0-0	0-0-0	0	0	0	0	0	0
at Miss. State*	02/06											
Arkansas*	02/09	2	0-0	0-0	0-0	0-0-0	0	1	0	0	0	0
at LSU*	02/16	1	0-0	0-0	0-0	0-0-0	0	0	0	0	0	0
at Kentucky*	02/20											
Florida*	02/23	1	0-0	0-0	0-0	0-0-0	0	0	0	0	0	0
Georgia*	02/27	2	0-0	0-0	0-0	0-0-0	0	0	0	0	0	0
at Tennessee*	03/02											
vs. Georgia	03/07	1	0-0	0-0	0-0	0-1-1	0	0	0	0	0	0
vs. Kentucky	03/08	2	0-0	0-0	0-0	0-1-1	0	0	0	0	0	0
vs. CSUN	03/23	1	0-0	0-0	0-0	0-0-0	0	0	0	0	0	0
vs. Oregon St.	03/25	1	0-0	0-0	0-0	0-0-0	0	0	0	0	0	0
vs. N. Carolina	03/30											

Career Stats at South Carolina

Year	GP	GS	Min	Avg	FG	FGA	Pct	3FG	FGA	Pct	FT	FTA	Pct	Off	Def	Tot	Avg	PF	FO	A	TO	Blk	Stl	Pts	Avg
2013-14	18	0	48	2.7	2	7	.286	2	4	.500	0	0	—	2	4	6	0.3	4	0	0	1	1	0	6	0.3
2014-15	1	0	4	4.0	0	0	—	0	0	—	0	0	—	1	0	1	1.0	0	0	0	0	0	0	0	0.0
Career Totals	19	0	52	2.7	2	7	.289	2	4	.500	0	0	—	3	4	7	0.3	4	0	0	1	1	0	6	0.3



OLIVIA GAINES

5-7 • Senior • Guard
Chester, S.C. • Louisburg College (N.C.)

2014-15

Came off the bench for one minute of high-pressure defense late in the opener against Southern Cal

2013-14 Summary

Played in 32 games with one start (vs. Alabama) ... helped with great defense on Oregon State (Mar. 25) top scorer, especially in second half ... picked up a steal and converted the resulting layup after Georgia (Feb. 27) got within nine midway through the second half ... provided great energy off bench at #15/15 Kentucky (Feb. 20), including three defensive rebounds during a key run late in the first half ... scored an SEC-career high five points against Arkansas (Feb. 9), including a perfect 3-of-3 from the free throw line ... drew her first career start against Alabama (Jan. 19), putting in balanced effort with four points, three assists and three rebounds ... played huge role in second-half comeback at #25/21 Texas A&M (Jan. 16), providing great pressure on the point guard defensively and draining 3 at the end of the shot clock to cap a 16-2 run that helped cut the 17-point halftime deficit to one with 9:38 to play then hit a long jumper to stave off an Aggies' run three minutes later ... continued strong play late in non-conference

2014-15 Game-by-Game

Opponent	Date	GS	MIN	FG-A	3FG-A	FTA	Reb	A	TO	B	S	TP
Southern Cal	11/15	1	0-0	0-0	0-0	0-0-0	0	0	0	0	0	0
Clemson	11/20	10	0-4	0-0	0-0	3-2-5	2	2	0	1	0	0

2013-14 Game-by-Game

Opponent	Date	GS	MIN	FG-A	3FG-A	FTA	Reb	A	TO	B	S	TP
Chas. Sthrn.	11/08	17	2-3	0-0	0-0	2-2-4	5	1	1	3	4	4
LA Tech	11/10	9	1-2	0-0	0-1	3-1-4	3	1	1	0	2	2
CofC	11/14	11	0-1	0-0	2-2	0-1-1	0	1	0	1	0	2
Seton Hall	11/17	5	0-0	0-0	0-0	0-1-1	1	0	0	0	0	0
at Clemson	11/20					— DNP (Coach's Decision) —						
at San Diego St.	11/23	5	0-0	0-0	1-2	1-0-1	1	0	0	1	1	1
at USC	11/25					— DNP (Coach's Decision) —						
NC Central	12/02	18	2-3	0-1	0-0	1-4-5	4	1	0	1	4	4
at Charlotte	12/08	4	0-0	0-0	0-0	0-1-1	0	0	0	0	0	0
vs. N. Carolina	12/18	11	1-2	0-0	0-0	0-1-1	2	1	0	0	0	2
Winthrop	12/20	13	0-1	0-0	2-2	0-1-1	1	0	0	0	0	2
SC State	12/22	18	2-2	0-0	2-2	1-3-4	2	1	0	1	6	6
Savannah St.	12/28	19	3-5	0-0	1-2	0-0-0	1	2	0	1	7	7
at Arkansas*	01/02	12	0-1	0-0	1-2	0-1-1	1	0	0	1	1	1
Vanderbilt*	01/05	14	0-0	0-0	2-2	0-1-1	2	1	0	1	2	2
Kentucky*	01/09	2	1-1	0-0	0-0	0-0-0	0	0	0	0	2	2
at Auburn*	01/12	5	0-0	0-0	1-2	0-0-0	0	0	0	0	1	1
at Texas A&M*	01/16	9	2-2	1-1	0-0	0-2-2	0	0	0	1	5	5
Alabama*	01/19	23	2-5	0-0	0-0	1-2-3	3	3	0	1	4	4
at Vanderbilt*	01/26	15	1-3	0-0	0-0	1-0-1	0	0	0	0	2	2
Ole Miss*	01/30	10	0-2	0-0	1-2	0-1-1	0	0	0	0	1	1
Missouri*	02/02	2	0-0	0-0	0-0	0-0-0	0	0	0	0	0	0
at Miss. State*	02/06	3	0-0	0-0	0-0	1-0-1	0	1	0	0	0	0
Arkansas*	02/09	3	1-1	0-0	3-3	0-1-1	0	0	0	1	5	5
at LSU*	02/16	2	0-0	0-0	0-0	0-0-0	1	0	0	0	0	0
at Kentucky*	02/20	9	0-0	0-0	2-2	0-3-3	0	0	0	0	2	2
Florida*	02/23	10	2-3	0-0	0-0	0-2-2	2	0	1	1	4	4
Georgia*	02/27	12	1-4	0-0	0-0	0-0-0	0	0	0	1	2	2
at Tennessee*	03/02	10	1-2	0-0	0-0	0-1-1	1	0	0	2	2	2
vs. Georgia	03/07	11	1-3	0-0	0-0	0-0-0	0	0	0	1	2	2
vs. Kentucky	03/08	9	0-0	0-0	0-0	0-0-0	2	0	0	1	0	0
vs. CSUN	03/23	7	0-1	0-0	0-0	0-2-2	2	1	0	0	0	0
vs. Oregon St.	03/25	10	0-1	0-0	1-2	1-0-1	0	0	0	1	1	1
vs. N. Carolina	03/30	1	0-0	0-0	0-0	0-0-0	0	0	0	0	0	0

Career Stats at South Carolina

Year	GP	GS	Min	Avg	FG	FGA	Pct	3FG	FGA	Pct	FT	FTA	Pct	Off	Def	Tot	Avg	PF	FO	A	TO	Blk	Stl	Pts	Avg
2013-14	32	1	309	9.7	23	48	.479	1	2	.500	19	26	.731	12	31	43	1.3	32	0	34	14	3	20	66	2.1
2014-15	2	0	11	5.5	0	4	.000	0	0	—	0	0	—	3	2	5	2.5	1	0	2	2	0	1	0	0.0
Career Totals	34	1	320	9.4	23	52	.442	1	2	.500	19	26	.731	15	33	48	1.4	33	0	36	16	3	21	661	1.9

#2

Career Highlights

2013 WBCA JUCO Player of the Year
2013 NJCAA All-America

	Season	Career	Miscellaneous
Double-Double	0	0	
10+ Points	0	0	
10+ Rebounds	0	0	
5+ Assists	0	1	
Tm-High Pts.	0	0	
Tm-High Assts.	0	1	

	Career Highs
Pts	7 vs. Savannah St., 12/28/13
Rebs	5, 2x, las vs. Clemson, 11/20/14
Blks	1, 3x, last vs. Florida, 2/23/14
Stls	3 vs. Charleston Southern, 11/8/13
Assts	5 vs. Charleston Southern, 11/8/13
Min	23 vs. Alabama, 1/19/14
FG	3 vs. Savannah St., 12/28/13
3FG	1 at Texas A&M, 1/16/14
FT	3 vs. Arkansas, 2/9/14

slate with career-high seven points against Savannah State (Dec.

28), including four points and aggressive defense during key 17-5 run late in first half ... delivered best game of her season against SC State (Dec. 22) with six points, four rebounds and two assists ... provided great spark defensively in second half against #14/13 North Carolina (Dec. 18), helping key a 14-3 run that brought team within two points after trailing by 12 at the half ... was solid in 18 minutes against NC Central (Dec. 2), hitting a pair of field goals, pulling down five rebounds and handing out four assists with just one turnover ... made a statement in her debut with four points, five assists, four



ELEM IBIAM

6-4 • Senior • Center
Fayetteville, Ga. • Fayette County

#33

Career Highlights

2014 SEC All-Defensive Team
 2014 SEC Women's Basketball Community Service Team

2014-15

Stated both games so far this season ... voted team captain for second time.

2013-14 Summary

Named to the SEC All-Defensive Team after shattering the Gamecocks' singles-season blocks record with 83 ... ranked among the nation's top 25 and second in the SEC with 2.44 blocks per game ... lifted that number to 2.8 blocks per SEC contest ... started all 34 games ... posted 16 games of three or more blocks, including seven SEC contests and two postseason outings ... ranks sixth in career blocks at 130 (record is 177 by Lakesha Tolliver; fifth place is 133 by Ilona Burgrova) ... grabbed 6.3 rebounds per SEC game to rank 18th in the league ... led team in scoring four times (Seton Hall, at Charlotte, Alabama, vs. Kentucky) ... paced team in rebounding five times (Seton Hall, at Charlotte, SC State, at Vanderbilt, Georgia) ... continued great postseason play with 11 points in NCAA Tournament opener against CSU

Northridge (Mar. 25), adding nine second-half points, including a hook shot in final three minutes to stop 8-0 Matador run then followed it with tough defensive rebound in traffic ... averaged team high 14.0 points on 76.5 percent shooting (13-of-17) in SEC Tournament (two games) ... led team with 16 points against #12/13 Kentucky (Mar. 8) in SEC Tournament semifinal, including last six of first half as Gamecocks tried to rally from 13-point deficit.

	Season	Career	Miscellaneous
Double-Double	0	1	
10+ Points	0	25	
10+ Rebounds	0	3	
5+ Blocks	0	7	
Tm-High Pts.	0	6	
Tm-High Rebs.	0	11	

	Career Highs
Pts	19, 2x, last at Charlotte, 12/8/13
Rebs.....	12 at Texas A&M, 1/16/14
Blks	7 at Miss. State, 2/6/14
Stls....	2, 4x, last vs. North Carolina, 12/18/13
Assts	3 vs. South Dakota St., 3/23/13
Min.....	34 at Texas A&M, 1/16/14
FG	8 vs. Alabama, 3/7/13
3FG	
FT.....	8 vs. Seton Hall, 11/17/13

2014-15 Game-by-Game

Opponent	Date	GS	MIN	FG-A	3FG-A	FTA	Reb	A	TO	B	S	TP
Southern Cal	11/15	*	22	2-3	0-0	1-2	2-4-6	0	0	1	1	5
Clemson	11/20	*	18	1-2	0-0	1-1	0-3-3	0	2	2	0	3

2013-14 Game-by-Game

Opponent	Date	GS	MIN	FG-A	3FG-A	FTA	Reb	A	TO	B	S	TP
Chas. Sthrn.	11/08	*	20	7-7	0-0	3-5	1-5-6	0	1	5	2	17
LA Tech	11/10	*	24	3-6	0-0	5-10	2-6-8	1	3	3	1	11
CofC	11/14	*	23	5-8	0-0	2-5	2-4-6	0	0	3	1	12
Seton Hall	11/17	*	29	5-10	0-0	8-9	1-7-8	0	2	3	0	18
at Clemson	11/20	*	25	5-6	0-0	0-0	3-3-6	1	0	1	1	10
at San Diego St.	11/23	*	21	2-3	0-0	1-2	1-3-4	1	1	1	1	5
at USC	11/25	*	19	2-5	0-0	0-0	2-3-5	1	2	2	0	4
NC Central	12/02	*	20	0-1	0-0	2-2	0-3-3	0	1	1	0	2
at Charlotte	12/08	*	30	7-14	0-0	5-7	2-7-9	0	1	3	1	19
vs. N. Carolina	12/18	*	33	7-10	0-0	0-0	3-2-5	1	1	4	2	14
Winthrop	12/20	*	32	6-12	0-0	0-0	2-7-9	0	1	3	0	12
SC State	12/22	*	25	4-10	0-0	1-2	5-4-9	1	2	1	1	9
Savannah St.	12/28	*	18	1-7	0-0	3-4	3-6-9	0	0	1	1	5
at Arkansas*	01/02	*	15	1-4	0-0	2-2	1-3-4	0	1	1	0	4
Vanderbilt*	01/05	*	20	3-4	0-0	5-6	2-6-8	0	2	2	0	11
Kentucky*	01/09	*	16	4-8	0-0	1-1	0-4-4	0	1	6	0	9
at Auburn*	01/12	*	24	2-3	0-0	0-0	1-2-3	0	1	1	0	4
at Texas A&M*	01/16	*	34	2-6	0-0	0-2	2-10-12	2	3	4	0	4
Alabama*	01/19	*	21	7-11	0-0	4-4	2-5-7	1	0	2	0	18
at Vanderbilt*	01/26	*	32	4-8	0-0	2-2	1-8-9	0	3	1	0	10
Ole Miss*	01/30	*	18	6-7	0-0	2-2	2-6-8	0	2	5	0	14
Missouri*	02/02	*	24	3-4	0-0	4-6	2-4-6	0	2	3	0	10
at Miss. State*	02/06	*	23	2-4	0-0	1-1	2-3-5	0	1	7	0	5
Arkansas*	02/09	*	25	4-8	0-0	2-2	3-3-6	0	2	2	0	10
at LSU*	02/16	*	21	0-5	0-0	1-2	2-5-7	0	1	1	0	1
at Kentucky*	02/20	*	22	7-9	0-0	2-2	2-2-4	0	5	0	1	16
Florida*	02/23	*	25	3-6	0-0	2-4	2-2-4	0	2	3	0	8
Georgia*	02/27	*	27	2-6	0-0	2-6	2-7-9	0	3	5	0	6
at Tennessee*	03/02	*	22	4-10	0-0	0-1	1-3-4	0	1	1	1	8
vs. Georgia	03/07	*	17	6-7	0-0	0-4	0-3-3	1	1	3	0	12
vs. Kentucky	03/08	*	30	7-10	0-0	2-2	1-5-6	0	1	4	0	16
vs. CSUN	03/23	*	19	4-6	0-0	3-4	2-2-4	2	2	1	0	11
vs. Oregon St.	03/25	*	22	2-8	0-0	1-2	2-3-5	0	2	0	0	5
vs. N. Carolina	03/30	*	18	1-5	0-0	1-1	0-2-2	0	0	0	0	3

Career Stats at South Carolina

Year	GP	GS	Min	Avg	FG	FGA	Pct	3FG	FGA	Pct	FT	FIA	Pct	Off	Def	Tot	Avg	PF	FO	A	TO	Blk	Stl	Pts	Avg
2011-12	25	0	197	7.9	26	59	.441	0	1	.000	22	35	.629	34	40	74	3.0	33	0	4	16	17	2	74	3.0
2012-13	30	0	472	15.7	64	131	.489	0	0	—	32	64	.500	52	83	135	4.5	48	1	8	20	30	11	160	5.3
2013-14	34	34	794	23.4	128	238	.538	0	0	—	67	102	.657	59	148	207	6.1	94	3	12	51	83	13	323	9.5
2014-15	2	2	40	20.0	3	5	.600	0	0	—	2	3	.667	2	7	9	4.5	2	0	0	2	3	1	8	4.0
Career Totals	91	36	1503	16.5	221	433	.510	0	1	.000	123	204	.603	147	278	425	4.7	177	4	24	89	133	27	565	6.2



TIFFANY MITCHELL

5-9 • Junior • Guard
Charlotte, N.C. • Providence Day

#25

Career Highlights

- No. 4 Player in the Nation, espnW (2014-15)
- 2015 Preseason All-America (AP, Sports Illustrated, ESPN)
- 2015 Preseason SEC Player of the Year (Coaches, Media)
- 2015 Preseason All-SEC (Coaches, Media)
- 2014 WBCA All-America
- 2014 All-America Third Team (AP, Full Court)
- 2014 Wooden Award Final Ballot
- 2014 Wade Trophy Watch List
- 2014 Dawn Staley Award Watch List
- 2014 WBCA All-Region 3
- 2014 SEC Player of the Year (Coaches)
- 2014 All-SEC First Team (Coaches, AP)
- 2014 SEC All-Defensive Team
- 2013 SEC All-Freshman Team

2014-15

Started both games this season ... efficient scorer against Clemson ... tied for team-high honors with 18 points against Southern Cal ... rated No. 4 player in the nation by espnW ... became first Gamecock ever to earn Preseason All-America honors from the AP ... also picked up the title from ESPN and Sports Illustrated ... named Preseason SEC Player of the Year by both the league's coaches and media ... voted a team captain ... represented USA Basketball in the 2014 FIBA 3x3 World Championships Moscow in June, bringing home a gold medal.

2013-14 Summary

Became Gamecocks' first WBCA All-America selection, adding third-team honors from Associated Press and Full Court as well ... named a finalist for Wooden Award, Wade Trophy and Dawn Staley Award... was the only non-honorable mention All-America selection from the SEC ... tabbed SEC Player of the Year, just second sophomore to win award all-time by the league's coaches, who also named her to their All-SEC First

Team and All-Defensive Team ... was a unanimous All-SEC selection by AP, just the third Gamecock all-time to capture first-team honors from the organization ... tied school record with 157 made free throws on the season ... ranked 10th in SEC in scoring (15.5 ppg), seventh in free throw percentage (.793) and steals (1.8 spg) and 11th in assists (3.5 apg) ... in SEC play, was only

player to rank in points (9th, 15.9), rebounds (16th, 6.4), assists (11th, 3.4) and steals (7th, 1.8) ... lifted rebounding average from 4.5 in non-conference action to 6.4 in league play ... led team in scoring 13 times (at USC, NCCU, Winthrop, Savannah St., at Ark., Ky., at Aub., at Vandy, Mizou, at LSU, Florida, Georgia, vs. CS Northridge) ... led team in assists 16 times (at Clemson, at San Diego St., at USC, at Charlotte, Winthrop, SC State, at TAMU, Ala., at Vandy, Ole Miss, Ark., at LSU, at Ky., vs. CS Northridge, vs. Oregon St.) ... was team's go-to option at end of tight games, averaging 5.3 points, shooting 60.0 percent (12-of-20) including 4-of-5 (.800) from 3-point range, during final five minutes of the Gamecocks' 10 games that were within 10 points at that time ... averaged 18.3 points and 3.3 assists in NCAA Tournament play (3 games) ... posted nine of her 11 points against #12/13 North Carolina (Mar. 30) in the NCAA Sweet 16 in the second half, including 3-of-3 from 3-point range, in effort to lead a comeback from eight-point halftime deficit ... scored all 20 of her points against Oregon State (Mar. 25) in second half ... broke school record for free throws made (13) and attempted (17) in NCAA Tournament game with her effort against CSU Northridge, highlighted by hitting 6-of-6 in final 63 seconds.

2014-15 Game-by-Game

Opponent	Date	GS	MIN	FG-A	3FG-A	FT-A	Reb	A	TO	B	S	TP
Southern Cal	11/15	*	38	4-10	0-3	10-12	1-1-2	4	6	0	1	18
Clemson	11/20	*	25	6-8	3-4	0-0	0-0-0	5	1	0	3	15

2013-14 Game-by-Game

Opponent	Date	GS	MIN	FG-A	3FG-A	FT-A	Reb	A	TO	B	S	TP
Chas. Sthrn.	11/08	*	21	6-10	0-0	0-0	1-0-1	1	0	0	5	12
LA Tech	11/10	*	27	4-9	1-4	1-3	0-4-4	3	2	0	1	10
CofC	11/14	*	26	3-7	2-3	3-7	3-5-8	1	2	0	0	11
Seton Hall	11/17	*	36	5-10	2-3	3-6	1-2-3	4	1	0	1	15
at Clemson	11/20	*	28	6-10	2-4	0-0	2-4-6	5	4	0	2	14
at San Diego St.	11/23	*	26	6-10	1-2	4-5	1-2-3	9	1	0	3	17
at USC	11/25	*	34	6-9	0-1	10-13	3-3-6	4	6	0	5	22
NC Central	12/02	*	14	7-9	2-3	3-4	1-2-3	1	1	0	3	19
at Charlotte	12/08	*	36	4-9	0-2	7-7	1-2-3	4	3	0	3	15
vs. N. Carolina	12/18	*	34	4-13	1-2	9-10	2-3-5	1	3	0	2	18
Winthrop	12/20	*	34	7-9	4-5	2-5	0-1-1	7	6	0	1	20
SC State	12/22	*	31	2-8	1-3	0-0	4-5-9	4	1	0	1	5
Savannah St.	12/28	*	27	3-5	0-1	12-16	0-7-7	4	3	0	5	18
at Arkansas*	01/02	*	35	5-10	0-0	6-8	3-8-11	1	3	0	1	16
Vanderbilt*	01/05	*	36	6-9	2-2	5-6	0-4-4	4	1	1	3	19
Kentucky*	01/09	*	39	5-11	0-1	7-8	0-7-7	3	2	2	2	17
at Auburn*	01/12	*	35	6-13	1-2	5-5	0-2-2	1	7	0	6	18
at Texas A&M*	01/16	*	38	8-11	2-2	1-2	1-7-8	1	4	0	0	19
Alabama*	01/19	*	30	2-8	1-2	2-2	0-6-6	8	1	2	1	7
at Vanderbilt*	01/26	*	36	7-12	0-0	0-0	1-6-7	3	3	1	4	14
Ole Miss*	01/30	*	30	4-9	1-2	6-6	0-3-3	8	0	1	2	15
Missouri*	02/02	*	37	5-10	2-2	8-11	3-6-0	3	5	0	4	20
at Miss. State*	02/06	*	19	1-3	1-1	4-4	1-1-2	0	5	0	0	7
Arkansas*	02/09	*	29	5-9	1-2	4-4	1-7-8	4	0	1	0	15
at LSU*	02/16	*	35	5-7	3-3	6-6	1-6-7	7	4	0	0	19
at Kentucky*	02/20	*	27	3-9	1-2	5-5	2-5-7	5	2	0	0	12
Florida*	02/23	*	31	7-15	1-5	5-7	2-6-8	2	7	0	2	20
Georgia*	02/27	*	37	7-10	1-2	10-10	2-4-6	2	4	0	2	25
at Tennessee*	03/02	*	36	5-13	0-2	1-2	1-7-8	2	4	0	1	11
vs. Georgia	03/07	*	24	4-10	0-1	3-6	1-3-4	3	2	0	0	11
vs. Kentucky	03/08	*	32	4-12	1-2	2-2	0-4-4	3	4	0	0	11
vs. CSUN	03/23	*	37	5-11	1-2	13-17	0-6-6	4	3	0	0	24
vs. Oregon St.	03/25	*	34	4-11	2-2	10-11	2-8-10	4	0	0	0	20
vs. N. Carolina	03/30	*	35	4-14	3-4	0-0	1-3-4	2	3	0	2	11

Career Stats at South Carolina

Year	GP	GS	Min	Avg	FG	FGA	Pct	3FG	FGA	Pct	FT	FTA	Pct	Off	Def	Tot	Avg	PF	FO	A	TO	Blk	Stl	Pts	Avg
2012-13	33	30	927	28.1	107	282	.379	22	60	.367	68	111	.613	60	109	169	5.1	64	1	43	82	4	44	304	9.2
2013-14	34	34	1066	31.4	165	335	.493	40	74	.541	157	198	.793	41	149	190	5.6	63	0	118	97	8	62	527	15.5
2014-15	2	2	63	31.5	10	18	.556	3	7	.429	10	12	.833	1	1	2	1.0	5	0	9	7	0	4	33	16.5
Career Totals	69	66	2056	29.8	282	635	.444	65	141	.461	235	321	.732	102	259	361	5.2	132	1	170	186	12	110	864	12.5

	Season	Career
Double-Double	0	4
20+ Points	0	8
10+ Points	2	47
10+ Rebounds	0	7
5+ Assists	1	8
5+ Steals	0	5
Tm-High Pts.	1	21
Tm-High Rebs.	0	9
Tm-High Assts.	1	18

Miscellaneous

Pts25 vs. Georgia, 2/27/14
Rebs11, 5x, last at Arkansas, 1/2/14
Stls6 at Auburn, 1/12/14
Assts9 at San Diego State, 11/23/13
Min39 vs. Kentucky, 1/9/14
FG8, 2x, last at Texas A&M, 1/16/14
3FG4 vs. Winthrop, 12/20/13
FT13 vs. CSU Northridge, 3/23/14

Career Hghs



TINA ROY

5-11 • Junior • Guard
Kaplan, La. • Kaplan

#23

2014-15

Provided steady point guard play off the bench against Southern Cal, handing out six assists to get the inside game going and hitting 3-of-5 from behind the arc.

2013-14 Summary

Played in all 34 games with one start (at Charlotte) ... grabbed three offensive boards among her four against CSU Northridge (Mar. 23) in NCAA Tournament ... averaged 6.5 points on 45.5 percent shooting at SEC Tournament (two games) ... netted five straight points to kick off 13-0 run in SEC Tournament quarterfinal against Georgia (Mar. 7) after Lady Bulldogs had closed to within five midway through first half.

	Season	Career
Double-Double	0	0
10+ Points	0	7
5+ Assists	1	3
5+ Steals	0	0
Tm-High Pts.	0	2
Tm-High Assts.	1	4

Miscellaneous

Pts	15 vs. Presbyterian, 11/27/11
Rebs.....	8 at Mississippi State, 2/6/14
Stls	2 vs. Presbyterian, 11/27/11
Assts	7 vs. Charleston Southern, 11/8/13
Min.....	31 vs. Vanderbilt, 1/5/14
FG	5, 3x, last, vs. Kentucky, 1/9/13
3FG	5 vs. Presbyterian, 11/27/11
FT.....	4 at Southern Cal, 11/25/13

Career Highs

2014-15 Game-by-Game

Opponent	Date	GS	MIN	FG-A	3FG-A	FT-A	Reb	A	TO	B	S	TP
Southern Cal	11/15	25	3-5	3-5	0-0	0-2-2	6	2	1	3	9	
Clemson		— DNP (Coach's Decision) —										

2013-14 Game-by-Game

Opponent	Date	GS	MIN	FG-A	3FG-A	FT-A	Reb	A	TO	B	S	TP
Chas. Sthrn.	11/08	22	2-6	1-4	0-0	0-3-3	7	0	0	0	0	5
LA Tech	11/10	19	1-9	0-4	0-0	0-1-1	2	0	0	1	2	
CofC	11/14	16	2-10	2-9	0-0	0-0-0	2	0	0	0	6	
Seton Hall	11/17	12	1-1	1-1	2-2	0-2-2	1	1	0	0	5	
at Clemson	11/20	15	1-4	0-3	1-1	2-1-3	0	2	0	0	3	
at San Diego St.	11/23	19	2-6	2-4	0-0	0-1-1	2	1	1	0	6	
at USC	11/25	24	3-5	1-2	4-4	0-3-3	0	0	1	0	11	
NC Central	12/02	25	1-7	0-4	0-0	1-5-6	5	0	0	0	2	
at Charlotte	12/08 *	15	0-0	0-0	1-2	1-1-2	1	2	1	1	1	
vs. N. Carolina	12/18	20	1-5	0-3	0-1	2-2-4	0	0	0	0	2	
Winthrop	12/20	8	0-1	0-1	0-0	0-0-0	0	0	0	0	0	
SC State	12/22	20	3-6	1-2	0-0	0-1-1	2	0	0	1	7	
Savannah St.	12/28	19	1-5	0-1	0-0	0-2-2	2	1	0	1	2	
at Arkansas*	01/02	6	0-2	0-1	0-0	0-2-2	0	0	1	0	0	
Vanderbilt*	01/05	31	1-4	1-2	0-0	0-3-3	3	0	1	0	3	
Kentucky*	01/09	24	5-10	1-3	0-3	0-2-2	3	1	0	0	11	
at Auburn*	01/12	14	2-4	1-3	2-2	0-1-1	1	1	0	1	7	
at Texas A&M*	01/16	10	0-4	0-2	1-2	0-1-1	0	0	0	0	1	
Alabama*	01/19	20	3-9	0-3	0-0	0-2-2	3	0	1	0	6	
at Vanderbilt*	01/26	10	0-1	0-1	0-0	0-1-1	1	2	0	0	0	
Ole Miss*	01/30	15	1-2	1-2	0-0	0-1-1	2	2	0	0	3	
Missouri*	02/02	10	0-3	0-1	0-0	1-0-1	0	1	0	0	0	
at Miss. State*	02/06	26	2-4	1-3	0-0	1-7-8	4	0	2	0	5	
Arkansas*	02/09	25	1-5	1-4	0-0	0-5-5	0	1	0	0	3	
at LSU*	02/16	18	2-7	2-5	0-2	0-3-3	1	0	0	0	6	
at Kentucky*	02/20	12	0-3	0-2	0-0	0-2-2	1	1	0	0	0	
Florida*	02/23	10	0-1	0-1	0-0	0-0-0	1	1	0	0	0	
Georgia*	02/27	4	0-0	0-0	3-4	0-0-0	0	1	0	0	3	
at Tennessee*	03/02	6	1-3	0-2	0-0	0-0-0	0	0	0	0	2	
vs. Georgia	03/07	25	3-7	2-6	0-0	1-1-2	1	3	1	0	8	
vs. Kentucky	03/08	16	2-4	1-2	0-0	0-2-2	0	0	0	0	5	
vs. CSUN	03/23	22	2-5	1-3	0-0	3-1-4	1	0	0	0	5	
vs. Oregon St.	03/25	6	0-0	0-0	0-0	0-0-0	0	0	0	0	0	
vs. N. Carolina	03/30	18	1-5	0-0	1-1	0-2-2	0	0	0	0	3	

Career Stats at South Carolina

Year	GP	GS	Min	Avg	FG	FGA	Pct	3FG	FGA	Pct	FT	FTA	Pct	Off	Def	Tot	Avg	PF	FO	A	TO	Blk	Stl	Pts	Avg	
2011-12	34	0	383	11.3	53	181	.293	32	127	.252	10	22	.455	20	29	49	1.4	20	0	10	15	1	9	148	4.4	
2012-13	— Did Not Play —																									
2013-14	34	1	553	16.3	44	146	.301	20	86	.233	14	23	.609	13	56	69	2.0	19	0	48	23	9	6	122	3.6	
2014-15	1	0	25	25.0	3	6	.500	3	5	.600	0	0	—	0	2	2	2.0	3	0	6	2	1	3	9	9.0	
Career Totals	69	1	961	13.9	100	333	.300	55	218	.252	24	45	.533	33	87	120	1.7	42	0	64	40	11	18	279	4.0	



KHADIJAH SESSIONS

5-8 • Junior • Guard
Myrtle Beach, S.C. • Myrtle Beach

#5

2014-15

Played in both games this season, starting against Clemson ... was solid on both ends of the floor against Clemson, handing out four assists with no turnovers while pulling down career-high six rebounds ... hit a clutch 3-pointer to start a 14-0 run that erased a Southern Cal lead with seven minutes left and put the game out of reach.

2013-14 Summary

Played in 29 games, starting the first 10 games before missing five with an ankle injury before returning to starting lineup at Vanderbilt (Jan. 26) ... ranked 13th in SEC in free throw percentage (.718) ... led team in assists eight times (LA Tech, CofC, Seton Hall, NC Central, at Auburn, at Texas A&M, Missouri, at Tenn.) ... scored in double figures for first time in more than a month and first time in NCAA Tournament with 13 against Oregon State (Mar. 25), hitting 6-of-8 from the free throw line, while also helping shut down Beavers' top scorer ... hit 4-of-4 free throws in final 94 seconds to help ice win over CSU Northridge (Mar. 23) in NCAA Tournament opener.

	Season	Career
Double-Double	0	0
10+ Points	0	15
5+ Assists	0	5
5+ Steals	0	0
Tm-High Pts.	0	3
Tm-High Assts.	0	11

Miscellaneous

Pts 19 vs. Auburn, 2/3/13
Rebs 6 vs. Clemson, 11/20/14
Stls 4, 3x, last vs. Missouri, 2/2/14
Assts 6, 2x, last vs. Missouri, 2/2/14
Min 37 at Southern Cal, 11/25/13
FG 6, 2x, last, vs. Seton Hall, 11/17/13
3FG 3, 2x, last at Kentucky, 2/20/14
FT 8 vs. Auburn, 2/3/13

Career Highs

2014-15 Game-by-Game

Opponent	Date	GS	MIN	FG-A	3FG-A	FT-A	Reb	A	TO	B	S	TP
Southern Cal	11/15		19	2-5	2-3	0-0	1-1-2	2	1	1	1	6
Clemson	11/20	*	18	2-3	1-1	2-3	1-5-6	4	0	0	1	7

2013-14 Game-by-Game

Opponent	Date	GS	MIN	FG-A	3FG-A	FT-A	Reb	A	TO	B	S	TP
Chas. Sthrn.	11/08	*	17	3-6	1-1	3-5	0-2-2	3	0	0	2	10
LA Tech	11/10	*	27	3-8	1-4	0-0	1-0-1	5	2	0	2	7
CofC	11/14	*	17	0-4	0-2	2-2	0-1-1	4	1	0	0	2
Seton Hall	11/17	*	30	6-9	1-4	4-6	0-3-3	5	1	0	0	17
at Clemson	11/20	*	32	3-7	2-4	2-3	2-1-3	3	1	0	0	10
at San Diego St.	11/23	*	30	4-9	2-5	2-3	0-0-0	5	1	0	4	12
at USC	11/25	*	37	2-7	1-2	2-4	0-1-1	3	4	0	2	7
NC Central	12/02	*	20	2-4	0-1	3-4	0-0-0	6	1	0	2	7
at Charlotte	12/08	*	29	2-8	0-2	2-2	1-1-2	3	1	0	0	6
vs. N. Carolina	12/18	*	27	1-8	0-3	2-4	0-2-2	1	2	0	2	4
Winthrop	12/20											
SC State	12/22											
Savannah St.	12/28											
at Arkansas*	01/02											
Vanderbilt*	01/05											
Kentucky*	01/09		15	1-3	1-2	0-2	0-1-1	0	1	0	0	3
at Auburn*	01/12		28	2-4	1-3	4-4	1-0-1	3	1	0	0	9
at Texas A&M*	01/16	*	21	0-4	0-0	2-2	0-0-0	3	2	0	1	2
Alabama*	01/19		17	1-1	1-1	0-0	0-0-0	3	2	0	0	3
at Vanderbilt*	01/26	*	26	2-3	0-0	2-2	1-2-3	0	3	0	0	6
Ole Miss*	01/30	*	23	3-5	1-2	4-5	0-2-2	3	1	1	1	11
Missouri*	02/02	*	34	3-7	0-3	7-12	0-2-2	6	2	0	4	13
at Miss. State*	02/06	*	26	4-5	1-2	5-7	0-2-2	3	3	0	0	14
Arkansas*	02/09	*	22	0-4	0-2	3-3	0-1-1	2	2	0	1	3
at LSU*	02/16	*	28	2-3	1-2	4-4	0-2-2	1	0	0	1	9
at Kentucky*	02/20	*	33	5-8	3-3	5-5	0-0-0	0	3	0	1	18
Florida*	02/23	*	19	1-7	0-2	1-3	1-1-2	2	2	0	0	3
Georgia*	02/27	*	31	1-4	0-1	3-4	0-1-1	2	2	0	2	5
at Tennessee*	03/02	*	30	1-5	0-1	1-2	0-1-1	3	0	0	0	3
vs. Georgia	03/07	*	24	1-3	0-1	1-3	0-2-2	1	0	0	0	3
vs. Kentucky	03/08	*	28	1-3	0-2	0-0	0-4-4	1	4	0	0	2
vs. CSUN	03/23	*	33	1-3	0-1	4-4	0-1-1	3	1	0	0	6
vs. Oregon St.	03/25	*	33	3-9	1-1	6-8	1-3-4	2	1	0	3	13
vs. N. Carolina	03/30	*	24	0-8	0-2	0-0	1-2-3	1	1	0	0	0

Career Stats at South Carolina

Year	GP	GS	Min	Avg	FG	FGA	Pct	3FG	FGA	Pct	FT	FTA	Pct	Off	Def	Tot	Avg	PF	FO	A	TO	Blk	Stl	Pts	Avg
2012-13	33	3	570	17.3	53	151	.351	13	54	.241	72	109	.661	22	24	46	1.4	43	0	36	49	3	21	191	5.8
2013-14	29	26	761	26.2	58	159	.365	18	59	.305	74	109	.679	9	38	47	1.6	60	0	77	45	1	28	208	7.2
2014-15	2	1	37	18.5	4	8	.500	3	4	.750	2	3	.667	1	5	6	4.0	0	0	4	0	0	1	7	6.5
Career Totals	64	30	1368	21.4	115	318	.362	34	117	.291	148	215	.688	33	68	101	1.6	105	0	119	95	5	51	412	6.4



ALEIGHSA WELCH

6-0 • Senior • Forward
Goose Creek, S.C. • Goose Creek

2014-15

Started both games this season, playing extended minutes on the wing but still shooting 58.8 percent from the field ... was efficient against Clemson with 17 points and three assists in 24 minutes ... finished with 10 points against Southern Cal despite foul trouble and swatted three of her four blocked shots in the game's first four minutes ... rated No. 7 player in the nation by espnW ... named Preseason All-SEC First Team by both the league's coaches and the media, receiving votes for Preseason SEC Player of the Year from both groups as well ... voted team captain for third season.

2013-14 Summary

Earned honors from SEC coaches for the third-straight season, grabbing a spot on the All-SEC First Team ... named WBCA All-Region 3, going on to claim honorable mention All-America honors from the organization ... was on the Naismith Award Early Season Watch List ... became 29th Gamecock

to reach 1,000 career points, only 12 of whom also have more than 700 rebounds, a plateau she crossed in NCAA Tournament second-round game against Oregon State (Mar. 25) to become the 15th Gamecock all-time with that career number ... shot at least 50.0 percent from field in all but

seven games on the season (five of which were at least 40.0 percent) ... ranked 14th in the nation and second in SEC in field goal percentage ... in SEC play, ranked 18th in ppg, ninth in rpg, fifth in blocks (1.9) and sixth in offensive rebounds (3.1 Orpg) ... posted nine double-doubles to rank fifth in the SEC ... led team in scoring 10 times (LA Tech, at Clemson, vs. UNC, at Texas A&M, at Miss. St., Arkansas, at LSU, at UK, at Tenn., vs. Oregon St.) ... paced the team in rebounding 13 times (Chas. Sthrn., LA Tech, CofC, Seton Hall, at Clemson, vs. UNC, at Texas A&M, Ala., at Miss. St., at UK, at Tenn., vs. UGA, vs. Oregon St.) ... scored all 10 of her points against #12/13 North Carolina (Mar. 30) in the second half of the NCAA Sweet 16 game ... posted fourth 20-point game of season with 21 against Oregon State (Mar. 25), including 12 in first half while Tiffany Mitchell was held scoreless by Beavers, and finished with season's ninth double-double ... scored six of her 12 points in SEC semifinal against Kentucky (Mar. 8) late in first half in effort to rally back from 13-point deficit ... narrowly missed double-double in SEC Tournament quarterfinal against Georgia (Mar. 7) playing just 27 minutes.

#24

Career Highlights

- No. 7 Player in the Nation, espnW (2014-15)
- 2015 Preseason All-America Second Team (ESPN)
- 2015 Preseason All-SEC First Team (Coaches, Media)
- 2014 All-America Honorable Mention (AP, WBCA)
- 2014 All-SEC First Team (Coaches)
- 2014 All-SEC Second Team (AP)
- 2014 WBCA All-Region 3
- 2013-14 CoSIDA Academic All-District 4
- 2013 All-SEC Second Team (Coaches)
- 2012 SEC All-Freshman Team

	Season	Career	Miscellaneous
Double-Double	0	19	
20+ Points	0	5	
10+ Points	2	63	
10+ Rebounds	0	22	
5+ Blocks	0	2	
5+ Assists	0	1	
Tm-High Pts.	0	25	
Tm-High Rebs.	0	39	
Tm-High Assts.	0	10	

	Career Highs
Pts	23 vs. N. Carolina 12/18/13
Rebs	17 vs. C. of Charleston, 11/14/13
Blks	5, 2x, last at Kentucky, 2/20/14
Stls	3, 4x, last at Charlotte, 12/8/13
Assts	5 vs. Savannah St., 12/28/13
Min	43 at Texas A&M, 1/16/14
FG	10 at Kentucky, 2/20/14
FT	10 at Xavier, 11/30/11

2014-15 Game-by-Game

Opponent	Date	GS	MIN	FG-A	3FG-A	FT-A	Reb	A	TO	B	S	TP
Southern Cal	11/15	*	27	4-5	0-0	2-4	3-4-7	0	3	4	1	10
Clemson	11/20	*	24	8-11	0-0	1-3	2-1-3	3	0	1	1	17

2013-14 Game-by-Game

Opponent	Date	GS	MIN	FG-A	3FG-A	FT-A	Reb	A	TO	B	S	TP
Chas. Sthrn.	11/08	*	19	5-8	0-0	5-6	3-5-8	0	2	0	1	15
LA Tech	11/10		31	6-8	0-0	2-5	6-4-10	3	0	0	0	14
CofC	11/14	*	23	3-5	0-0	6-11	7-10-17	2	1	1	2	12
Seton Hall	11/17	*	28	3-4	0-0	9-13	2-6-8	4	1	2	1	15
at Clemson	11/20	*	29	7-10	0-0	3-3	4-6-10	4	1	3	1	17
at San Diego St.	11/23	*	25	4-4	0-0	0-2	1-3-4	2	1	1	1	8
at USC	11/25	*	34	6-11	0-0	2-2	2-4-6	1	2	0	0	14
NC Central	12/02	*	17	6-6	0-0	1-2	0-4-4	1	0	1	0	13
at Charlotte	12/08	*	25	7-9	0-0	4-6	2-4-6	0	2	0	3	18
vs. N. Carolina	12/18	*	36	8-13	0-0	7-12	5-1-6	0	4	1	1	23
Winthrop	12/20	*	34	4-7	0-0	6-11	4-4-8	2	1	1	2	14
SC State	12/22	*	25	4-5	0-0	0-1	4-1-5	3	2	0	1	8
Savannah St.	12/28	*	23	5-9	0-0	4-6	1-2-3	5	0	0	1	14
at Arkansas*	01/02	*	36	5-11	0-0	1-3	2-5-7	2	2	4	1	11
Vanderbilt*	01/05	*	24	2-4	0-0	5-6	1-2-3	3	1	1	0	9
Kentucky*	01/09	*	37	5-10	0-0	6-9	6-8-14	3	5	1	0	16
at Auburn*	01/12	*	31	3-7	0-0	4-8	3-2-5	3	2	1	2	10
at Texas A&M*	01/16	*	43	8-19	1-1	3-7	8-8-16	2	2	2	1	20
Alabama*	01/19	*	29	5-7	0-0	2-3	3-7-10	1	5	0	0	12
at Vanderbilt*	01/26	*	30	5-9	0-0	0-0	3-3-6	3	8	2	0	10
Ole Miss*	01/30	*	25	4-5	0-0	3-4	3-1-4	2	1	0	2	11
Missouri*	02/02	*	26	5-9	0-0	1-4	2-3-5	0	0	1	0	11
at Miss. State*	02/06	*	38	5-16	0-0	8-9	6-5-11	4	0	2	1	18
Arkansas*	02/09	*	36	5-9	0-0	6-9	3-4-7	1	3	5	2	16
at LSU*	02/16	*	37	7-11	0-0	5-6	2-4-6	1	1	2	1	19
at Kentucky*	02/20	*	39	10-16	0-0	1-4	3-7-10	2	0	5	0	21
Florida*	02/23	*	36	4-7	0-0	4-6	1-4-5	1	3	1	1	12
Georgia*	02/27	*	31	2-5	0-0	2-2	0-5-5	3	3	3	0	6
at Tennessee*	03/02	*	35	7-19	0-0	2-5	3-6-9	1	1	1	1	16
vs. Georgia	03/07	*	27	4-5	0-0	2-5	1-8-9	0	2	1	2	10
vs. Kentucky	03/08	*	32	4-8	0-0	4-10	2-3-5	3	4	0	0	12
vs. CSUN	03/23	*	29	5-11	0-0	1-2	4-5-9	2	2	3	0	11
vs. Oregon St.	03/25	*	36	8-11	0-0	5-8	6-5-11	0	1	1	0	21
vs. N. Carolina	03/30	*	31	4-7	0-0	2-4	4-4-8	3	1	1	1	10

Career Stats at South Carolina

Year	GP	GS	Min	Avg	FG	FGA	Pct	3FG	FGA	Pct	FT	FIA	Pct	Off	Def	Tot	Avg	PF	FO	A	TO	Blk	Stl	Pts	Avg
2011-12	33	2	694	21.0	98	167	.587	0	1	.000	56	98	.571	104	96	200	6.1	41	0	18	40	22	19	252	7.6
2012-13	33	33	981	29.7	134	224	.598	1	1	1.000	126	178	.708	131	124	255	7.7	56	0	34	53	23	26	395	12.0
2013-14	34	33	1037	30.5	175	305	.574	1	1	1.000	116	194	.598	107	153	260	7.6	61	0	67	64	47	29	467	13.7
2014-15	2	2	51	25.5	12	16	.750	0	0	—	1	3	.333	2	1	3	5.0	1	1	3	0	1	1	17	13.5
Career Totals	102	70	2763	27.1	419	712	.588	2	3	.667	301	477	.631	347	378	725	7.1	164	1	122	160	97	76	1141	11.2



JATARIE WHITE

6-4 • Freshman • Forward
Charlotte, N.C. • Providence Day

2014-15

Played in both games so far this season ... scored double digits for first time her career with 11 points in 17 minutes against Clemson ... made her collegiate debut against Southern Cal, grabbing two rebounds in three minutes of action.

High School

Played four seasons for Coach Josh Springer's Chargers ... rated the No. 7 player overall and the top post player in the 2014 recruiting class ... earned WBCA and McDonald's All-America status ... tabbed North Carolina Ms. Basketball and All-Observer (Charlotte) Player of the Year in both her junior and senior seasons ... was named to the USA Today's All-USA North Carolina First Team ... helped Providence Day to four state titles ... averaged 21.4 points and 8.7 rebounds per game as a senior, shooting 68 percent from the field.

#40

	Season	Career	Miscellaneous
Double-Double	0	0	
10+ Points	1	1	
5+ Assists	0	0	
5+ Steals	0	0	
Tm-High Pts.	0	0	
Tm-High Assts.	0	0	

		Career Highs
Pts	11 vs. Clemson, 11/20/14	
Rebs	5 vs. Clemson, 11/20/14	
Blks		
Stls	1 vs. Clemson, 11/20/14	
Assts	1 vs. Southern Cal, 11/15/14	
Min	17 vs. Clemson, 11/20/14	
FG	5 vs. Clemson, 11/20/14	
3FG		
FT	1 vs. Clemson, 11/20/14	

2014-15 Game-by-Game

Opponent	Date	GS	MIN	FG-A	3FG-A	FT-A	Reb	A	TO	B	S	TP
Southern Cal	11/15		3	0-0	0-0	0-0	0-2-2	1	0	0	0	0
Clemson	11/20		17	5-12	0-0	1-1	3-2-5	0	0	0	1	11

Career Stats at South Carolina

Year	GP	GS	Min	Avg	FG	FGA	Pct	3FG	FGA	Pct	FT	FTA	Pct	Off	Def	Tot	Avg	PF	FO	A	TO	Blk	Stl	Pts	Avg
2014-15	2	0	20	10.0	5	12	.417	0	0	—	1	1	1.00	3	4	7	3.5	1	0	1	0	0	1	11	5.5



A'JA WILSON

6-5 • Freshman • Guard
Hopkins, S.C. • Heathwood Hall

2014-15

Played in both games so far this season with one start ... came off bench against Clemson to lead team with 18 points on 6-of-8 shooting and 6-of-7 free throws ... drew the start in her collegiate debut against Southern Cal, adding four points and five rebounds to the win.

High School

Played four seasons for Coach John O'Cain's Highlanders ... tabbed WBCA, Naismith and Parade Magazine Player of the Year as a senior ... rated No. 1 recruit in the nation by espnW HoopGurlz ... named 2014 McDonald's All-American and South Carolina Gatorade Player of the Year ... earned state player of the year honors the last three years ... guided Heathwood to 2014 state championship, erasing the runner-up finish of her junior year ... averaged 34.4 points 13.9 rebounds and 5.0 blocks as a senior, shooting 57 percent for the season ... was a five-time South Carolina Independent School Association All-State selection (2010-14) ... also earned all-state and all-region honors in volleyball in 2012 ... helped United States to gold medal in the 2014 FIBA Americas U18 Championship, earning tournament MVP honors behind 19.0 points and 8.4 rebounds per game ... also was key to U.S. gold medal in the 2013 FIBA U19 World Championship.

#22

	Season	Career	Miscellaneous
Double-Double	0	0	
10+ Points	1	1	
5+ Assists	0	0	
5+ Steals	0	0	
Tm-High Pts.	1	1	
Tm-High Assts.	0	0	

		Career Highs
Pts	18 vs. Clemson, 11/20/14	
Rebs	5, 2x, last vs. Clemson, 11/20/14	
Blks	1, 2x, last vs. Clemson, 11/20/14	
Stls	1 vs. Southern Cal, 11/15/14	
Assts	1 vs. Southern Cal, 11/15/14	
Min	20 vs. Clemson, 11/20/14	
FG	6 vs. Clemson, 11/20/14	
3FG		
FT	6 vs. Clemson, 11/20/14	

2014-15 Game-by-Game

Opponent	Date	GS	MIN	FG-A	3FG-A	FT-A	Reb	A	TO	B	S	TP
Southern Cal	11/15	*	16	2-7	0-0	0-2	1-4-5	1	3	1	1	4
Clemson	11/20		20	6-8	0-0	6-7	2-3-5	0	2	1	0	18

Career Stats at South Carolina

Year	GP	GS	Min	Avg	FG	FGA	Pct	3FG	FGA	Pct	FT	FTA	Pct	Off	Def	Tot	Avg	PF	FO	A	TO	Blk	Stl	Pts	Avg
2014-15	2	2	36	18.0	8	15	.533	0	0	—	6	9	.667	3	7	10	5.0	0	0	1	5	2	1	22	11.0



Official Basketball Box Score -- Game Totals -- Final Statistics
Southern Cal vs #2 South Carolina
 11/15/14 7 p.m. at Columbia, S.C./Colonial Life Arena



Southern Cal 61 • 0-1

##	Player	Total		3-Ptr		Rebounds			PF	TP	A	TO	Blk	Stl	Min
		FG-FGA	FT-FTA	FG-FGA	FT-FTA	Off	Def	Tot							
13	Horn, Kaneisha	f	4-9	1-1	2-2	1	1	2	4	11	0	1	0	4	20
21	Vaiioletama, Alexyz	f	3-6	1-1	2-2	0	1	1	4	9	0	0	1	2	18
01	Adams, Jordan	g	3-10	0-2	0-1	0	4	4	1	6	1	2	0	1	34
10	Jaco, Courtney	g	1-6	1-3	0-0	0	0	0	0	3	2	2	0	1	27
23	Barrett, Brianna	g	1-7	0-0	5-8	2	3	5	3	7	2	2	0	1	22
05	Calvert, McKenzie		2-9	0-2	7-7	1	1	2	1	11	0	1	0	0	23
24	Edelman, Drew		5-5	0-0	0-0	3	2	5	3	10	0	3	0	0	16
32	Alofaituli, Kiki		0-2	0-0	0-0	0	1	1	3	0	1	0	0	0	15
35	Simon, Kristen		2-4	0-0	0-0	1	5	6	4	4	3	4	1	1	24
43	Okonkwo, Amy		0-5	0-1	0-0	4	0	4	0	0	0	0	0	0	1
	Team					3	1	4							
	Totals		21-63	3-10	16-20	15	19	34	23	61	9	15	2	10	200

FG % 1st Half: 9-37 24.3% 2nd half: 12-26 46.2% Game: 21-63 33.3% Deadball Rebounds 0
 3FG % 1st Half: 2-8 25.0% 2nd half: 1-2 50.0% Game: 3-10 30.0%
 FT % 1st Half: 4-4 100.0% 2nd half: 12-16 75.0% Game: 16-20 80.0%

#2 South Carolina 70 • 1-0

##	Player	Total		3-Ptr		Rebounds			PF	TP	A	TO	Blk	Stl	Min
		FG-FGA	FT-FTA	FG-FGA	FT-FTA	Off	Def	Tot							
22	WILSON, A'ja	f	2-7	0-0	0-2	1	4	5	0	4	1	3	1	1	16
24	WELCH, Aleighsa	f	4-5	0-0	2-4	3	4	7	5	10	0	3	4	1	27
33	IBIAM, Elem	c	2-3	0-0	1-2	2	4	6	1	5	0	0	1	1	22
41	COATES, Alaina	c	6-8	0-0	6-6	4	9	13	1	18	0	1	2	0	30
25	MITCHELL, Tiffany	g	4-10	0-3	10-12	1	1	2	3	18	4	6	0	1	38
01	CUEVAS, Bianca		0-3	0-2	0-1	0	1	1	2	0	0	1	0	1	5
02	GAINES, Olivia		0-0	0-0	0-0	0	0	0	0	0	0	0	0	0	1
05	SESSIONS, Khadijah		2-5	2-3	0-0	1	1	2	2	6	2	1	1	1	19
23	ROY, Tina		3-6	3-5	0-0	0	2	2	3	9	6	2	1	3	25
31	DOZIER, Asia		0-3	0-2	0-0	0	0	0	0	0	1	2	0	0	14
40	WHITE, Jatarie		0-0	0-0	0-0	0	2	2	1	0	1	0	0	0	3
	Team					0	3	3							
	Totals		23-50	5-15	19-27	12	31	43	18	70	15	19	10	9	200

FG % 1st Half: 9-25 36.0% 2nd half: 14-25 56.0% Game: 23-50 46.0% Deadball Rebounds 4
 3FG % 1st Half: 1-5 20.0% 2nd half: 4-10 40.0% Game: 5-15 33.3%
 FT % 1st Half: 8-13 61.5% 2nd half: 11-14 78.6% Game: 19-27 70.4%

Officials: Lisa Mattingly, Jesse Dickerson, Bruce Morris
 Technical fouls: Southern Cal-None. #2 South Carolina-None.
 Attendance: 10057

Score by periods	1st	2nd	Total
Southern Cal	24	37	61
#2 South Carolina	27	43	70



Official Basketball Box Score -- Game Totals -- Final Statistics
Clemson vs #2/3 South Carolina
 11/20/14 7 p.m. at Columbia, S.C./Colonial Life Arena



Clemson 41 • 2-1

##	Player	Total		3-Ptr		Rebounds			PF	TP	A	TO	Blk	Stl	Min
		FG-FGA	FT-FTA	FG-FGA	FT-FTA	Off	Def	Tot							
24	Ivy Atkism	f	4-6	0-0	0-0	2	0	2	0	8	0	1	1	0	24
00	Shelbie Davenport	g	1-5	1-3	0-0	1	3	4	3	3	0	3	2	0	22
01	Tiffany Lewis	g	3-11	1-3	0-0	0	2	2	3	7	1	4	0	1	27
02	Chelsea Lindsay	g	0-4	0-3	0-0	1	0	1	2	0	0	3	0	1	26
25	Cha'Nelle Perry	g	4-6	0-1	1-2	1	3	4	1	9	3	0	2	0	25
03	Victoria Cardaci		1-1	1-1	0-0	0	0	0	0	3	1	0	0	0	5
12	Makayla Johnson		1-2	0-0	0-0	2	5	7	4	2	1	2	1	0	16
13	Daneasha Provo		0-9	0-5	1-2	2	0	2	0	1	1	0	0	0	21
14	Paige Mosley		2-4	0-0	0-0	0	1	1	4	4	0	0	1	1	12
21	Nikki Dixon		1-3	1-1	0-0	1	1	2	2	3	0	3	1	1	12
33	Alexis Carter		0-1	0-0	1-2	0	0	0	0	1	1	2	0	0	5
34	Justice Wright		0-1	0-0	0-0	0	0	0	0	0	0	0	0	0	5
	Team					1	2	3							
	Totals		17-53	4-17	3-6	11	17	28	19	41	8	18	8	4	200

FG % 1st Half: 9-25 36.0% 2nd half: 8-28 28.6% Game: 17-53 32.1% Deadball Rebounds 1
 3FG % 1st Half: 2-8 25.0% 2nd half: 2-9 22.2% Game: 4-17 23.5%
 FT % 1st Half: 1-2 50.0% 2nd half: 2-4 50.0% Game: 3-6 50.0%

#2/3 South Carolina 99 • 2-0

##	Player	Total		3-Ptr		Rebounds			PF	TP	A	TO	Blk	Stl	Min
		FG-FGA	FT-FTA	FG-FGA	FT-FTA	Off	Def	Tot							
24	WELCH, Aleighsa	f	8-11	0-0	1-3	2	1	3	1	17	3	0	1	1	24
33	IBIAM, Elem	c	1-2	0-0	1-1	0	3	3	1	3	0	2	2	0	18
41	COATES, Alaina	c	4-10	0-0	4-7	4	6	10	0	12	2	0	2	0	20
05	SESSIONS, Khadijah	g	2-3	1-1	2-3	1	5	6	0	7	4	0	0	1	18
25	MITCHELL, Tiffany	g	6-8	3-4	0-0	0	0	0	2	15	5	1	0	3	25
00	FARMER, India		0-0	0-0	0-0	1	0	1	0	0	0	0	0	0	4
01	CUEVAS, Bianca		4-10	2-6	0-0	1	2	3	0	10	2	0	0	2	17
02	GAINES, Olivia		0-4	0-0	0-0	3	2	5	1	0	2	2	0	1	10
03	DUCKETT, Kaydra		0-0	0-0	0-0	0	0	0	0	0	1	0	0	0	3
15	DAVIS, Tiffany		1-2	1-2	0-0	0	1	1	0	3	2	0	0	0	8
22	WILSON, A'ja		6-8	0-0	6-7	2	3	5	0	18	0	2	1	0	20
31	DOZIER, Asia		1-2	1-2	0-0	0	1	1	2	3	4	0	0	0	16
40	WHITE, Jatarie		5-12	0-0	1-1	3	2	5	0	11	0	0	0	1	17
	Team					6	1	7							
	Totals		38-72	8-15	15-22	23	27	50	7	99	25	7	6	9	200

FG % 1st Half: 18-35 51.4% 2nd half: 20-37 54.1% Game: 38-72 52.8% Deadball Rebounds 1
 3FG % 1st Half: 4-8 50.0% 2nd half: 4-7 57.1% Game: 8-15 53.3%
 FT % 1st Half: 5-9 55.6% 2nd half: 10-13 76.9% Game: 15-22 68.2%

Officials: Beverly Roberts, Denise Brooks, Maj Forsberg
 Technical fouls: Clemson-None. #2/3 South Carolina-None.
 Attendance: 11012

Score by periods	1st	2nd	Total
Clemson	21	20	41
#2/3 South Carolina	45	54	99



2014-15 South Carolina Basketball
South Carolina Game-by-Game Highs (as of Nov 20, 2014)
All games



Opponent	Date	Score	Points	Rebounds	Assists	Steals	Blocked shots
SOUTHERN CAL	11/15/14	70-61	18-MITCHELL, Tiffany COATES, Alaina	13-COATES, Alaina	6-ROY, Tina	3-ROY, Tina	4-WELCH, Aleighsa
CLEMSON	11/20/14	99-41	18-WILSON, A'ja	10-COATES, Alaina	5-MITCHELL, Tiffany	3-MITCHELL, Tiffany	2-COATES, Alaina IBIAM, Elem



2014-15 South Carolina Basketball
South Carolina Points-Rebounds-Assists (as of Nov 20, 2014)
All games



Opponent	Date	Score	00	01	02	03	05	15	22	23	24	25	31	33
USC	11/15/14	70-61 w	DNP	0-1-0	0-0-0	DNP	6-2-2	DNP	4-5-1	9-2-6	10-7-0	18-2-4	0-0-1	5-6-0
CU	11/20/14	99-41 w	0-1-0	10-3-2	0-5-2	0-0-1	7-6-4	3-1-2	18-5-0	DNP	17-3-3	15-0-5	3-1-4	3-3-0
			40											
			41											
Opponent	Date	Score	WHITE,JATA COATES,ALA											
USC	11/15/14	70-61 w	0-2-1	18-13-0										
CU	11/20/14	99-41 w	11-5-0	12-10-2										



2014-15 South Carolina Basketball
 South Carolina Team Game-by-Game Comparison (as of Nov 20, 2014)
All games



Opponent	1st	2nd	Score	Mar	Total FG	FG Pct	3-Pointers	3FG Pct	Free Throws	FT Pct	Rebounds	Assist	T/Over	Block	Steal	Fouls
SOUTHERN CAL	27/24	43/37	70-61	+9	23-50/21-63	.460/.333	5-15/3-10	.333/.300	19-27/16-20	.704/.800	43/34	15/9	19/15	10/2	9/10	18/23
CLEMSON	45/21	54/20	99-41	+58	38-72/17-53	.528/.321	8-15/4-17	.533/.235	15-22/3-6	.682/.500	50/28	25/8	7/18	6/8	9/4	7/19

Note: Game totals are displayed in the format TEAM/OPPONENT for each category



2014-15 South Carolina Basketball
South Carolina Combined Team Statistics (as of Nov 20, 2014)
All games



RECORD:	OVERALL	HOME	AWAY	NEUTRAL
ALL GAMES	2-0	2-0	0-0	0-0
CONFERENCE	0-0	0-0	0-0	0-0
NON-CONFERENCE	2-0	2-0	0-0	0-0

##	Player	gp-gs	min	avg	Total		3-Point		F-Throw		Rebounds				pf	dq	a	to	blk	stl	pts	avg		
					fg-fga	fg%	3fg-fga	3fg%	ft-fga	ft%	off	def	tot	avg										
25	MITCHELL, Tiffany	2-2	63	31.5	10-18	.556	3-7	.429	10-12	.833	1	1	2	1.0	5	0	9	7	0	4	33	16.5		
41	COATES, Alaina	2-2	50	25.0	10-18	.556	0-0	.000	10-13	.769	8	15	23	11.5	1	0	2	1	4	0	30	15.0		
24	WELCH, Aleighsa	2-2	51	25.5	12-16	.750	0-0	.000	3-7	.429	5	5	10	5.0	6	1	3	3	5	2	27	13.5		
22	WILSON, A'ja	2-1	36	18.0	8-15	.533	0-0	.000	6-9	.667	3	7	10	5.0	0	0	1	5	2	1	22	11.0		
23	ROY, Tina	1-0	25	25.0	3-6	.500	3-5	.600	0-0	.000	0	2	2	2.0	3	0	6	2	1	3	9	9.0		
05	SESSIONS, Khadijah	2-1	37	18.5	4-8	.500	3-4	.750	2-3	.667	2	6	8	4.0	2	0	6	1	1	2	13	6.5		
40	WHITE, Jatarie	2-0	20	10.0	5-12	.417	0-0	.000	1-1	1.000	3	4	7	3.5	1	0	1	0	0	1	11	5.5		
01	CUEVAS, Bianca	2-0	22	11.0	4-13	.308	2-8	.250	0-1	.000	1	3	4	2.0	2	0	2	1	0	3	10	5.0		
33	IBIAM, Elem	2-2	40	20.0	3-5	.600	0-0	.000	2-3	.667	2	7	9	4.5	2	0	0	2	3	1	8	4.0		
15	DAVIS, Tiffany	1-0	8	8.0	1-2	.500	1-2	.500	0-0	.000	0	1	1	1.0	0	0	2	0	0	0	3	3.0		
31	DOZIER, Asia	2-0	30	15.0	1-5	.200	1-4	.250	0-0	.000	0	1	1	0.5	2	0	5	2	0	0	3	1.5		
00	FARMER, India	1-0	4	4.0	0-0	.000	0-0	.000	0-0	.000	1	0	1	1.0	0	0	0	0	0	0	0	0.0		
03	DUCKETT, Kaydra	1-0	3	3.0	0-0	.000	0-0	.000	0-0	.000	0	0	0	0.0	0	0	1	0	0	0	0	0.0		
02	GAINES, Olivia	2-0	11	5.5	0-4	.000	0-0	.000	0-0	.000	3	2	5	2.5	1	0	2	2	0	1	0	0.0		
Team											6	4	10											
Total.....		2	400		61-122	.500	13-30	.433	34-49	.694	35	58	93	46.5	25	1	40	26	16	18	169	84.5		
Opponents.....		2	400		38-116	.328	7-27	.259	19-26	.731	26	36	62	31.0	42	0	17	33	10	14	102	51.0		

TEAM STATISTICS	SC	OPP	Date	Opponent	Score	Att.
SCORING	169	102	11/15/14	SOUTHERN CAL	w 70-61	10057
Points per game	84.5	51.0	11/20/14	CLEMSON	w 99-41	11012
Scoring margin	+33.5	-	* - Conference game			
FIELD GOALS-ATT	61-122	38-116				
Field goal pct	.500	.328				
3 POINT FG-ATT	13-30	7-27				
3-point FG pct	.433	.259				
3-pt FG made per game	6.5	3.5				
FREE THROWS-ATT	34-49	19-26				
Free throw pct	.694	.731				
F-Throws made per game	17.0	9.5				
REBOUNDS	93	62				
Rebounds per game	46.5	31.0				
Rebounding margin	+15.5	-				
ASSISTS	40	17				
Assists per game	20.0	8.5				
TURNOVERS	26	33				
Turnovers per game	13.0	16.5				
Turnover margin	+3.5	-				
Assist/turnover ratio	1.5	0.5				
STEALS	18	14				
Steals per game	9.0	7.0				
BLOCKS	16	10				
Blocks per game	8.0	5.0				
ATTENDANCE	21069	0				
Home games-Avg/Game	2-10534	0-0				
Neutral site-Avg/Game	-	0-0				

Score by Periods	1st	2nd	Totals
South Carolina	72	97	169
Opponents	45	57	102