



2012 SOUTH CAROLINA GAMECOCK SOFTBALL

Contact: Koby Padgett ♦ Office: (803) 777-8017 ♦ Cell: (803) 386-8345 ♦ Fax: (803) 777-2967 ♦ E-mail: kpadgett@sc.edu
Web: GamecocksOnline.com ♦ Address: Williams Brice Stadium, 1125 George Rogers Blvd., Columbia, SC 29208

2012 Schedule/Results (23-23, 3-16 SEC)

Date	Opponent	W	L	Score/Time
2/10	Tennessee State#		L	2-4
2/11	Western Kentucky#	W		5-4 (8)
2/11	Winthrop#	W		8-1
2/12	Cleveland State#	W		7-4
2/17	vs. Providence%	W		11-3 (5)
2/18	vs. Illinois-Chicago%	W		5-0
2/18	at Florida International%	L		1-3
2/19	vs. Jacksonville%	L		6-7
2/19	vs. Villanova%	W		15-3 (5)
2/22	Winthrop	W		9-1 (5)
2/24	Elon&			Canceled
2/25	Appalachian State&	W		7-4
2/25	Presbyterian&	W		8-1
2/26	George Washington&	W		4-2
2/28	Charleston Southern	L		0-2
2/28	Charleston Southern	W		11-2 (5)
2/29	at Charlotte	W		13-7
3/2	vs. Portland State^	W		2-1
3/2	vs. Maine^	W		13-4 (5)
3/3	at UC Riverside^	W		9-4
3/4	vs. UC Davis^	W		3-2
3/7	at Coastal Carolina	L		1-2
3/7	at Coastal Carolina	L		2-5
3/9	Arkansas*	L		4-5 (8)
3/10	Arkansas*	W		7-2
3/11	Arkansas*	W		8-7
3/13	Mississippi State*	L		6-10
3/13	Mississippi State*	L		0-9 (5)
3/14	Charlotte	W		6-5
3/16	at No. 4/4 Florida*	L		1-9 (5)
3/17	at No. 4/4 Florida* (SUN)	L		0-1
3/18	at No. 4/4 Florida*	L		3-7
3/21	at No. 24/25 North Carolina	L		0-8 (5)
3/23	LSU*	L		0-5
3/24	LSU*	L		0-5
3/25	LSU*	L		0-9 (6)
3/28	at Winthrop	W		12-2 (5)
3/31	Longwood	W		7-2
3/31	Longwood	W		12-5
4/6	at Kentucky*	W		9-1 (5)
4/7	at Kentucky*	L		0-7
4/8	at Kentucky*	L		5-10
4/11	at No. 11/11 Georgia*	L		3-4
4/11	at No. 11/11 Georgia*	L		3-8
4/13	at No. 2/2 Alabama*	L		1-9 (5)
4/14	at No. 2/2 Alabama*	L		5-7
4/15	at No. 2/2 Alabama*	L		4-19 (5)
4/20	No. 8/7 Tennessee*			7 PM
4/21	No. 8/7 Tennessee*			4 PM
4/22	No. 8/7 Tennessee*			1 PM
4/27	Auburn*			7 PM
4/28	Auburn*			7 PM
4/29	Auburn*			1 PM
5/4	at Mississippi*			7 PM
5/5	at Mississippi*			3 PM
5/6	at Mississippi*			2 PM (SPSO)

Bold indicates home game All times Eastern
SUN - Sun Sports SPSO - SportSouth
* - Southeastern Conference Game
- Palmetto Classic (Beckham Field)
% - Blue & Gold Feisberg Memorial (Miami, Fla.)
& - Gamecock Invitational (Beckham Field)
^ - Highlander Classic (Riverside, Calif.)

Next Four Opponents

Opponent	Series History	Trend	Last Series
 No. 8/7 Tennessee (37-9, 16-6 SEC) Fri-Sun., April 20-22 Beckham Field	UT leads 28-15	UT won last 21	UT swept (3/25-27/11)
 Auburn (26-18, 5-14 SEC) Fri-Sun., April 27-29 Beckham Field	AU leads 23-21	AU won last six	AU swept (3/18-27/11)
 Mississippi (16-26, 3-16 SEC) Fri-Sun., May 4-6 Oxford, Miss.	AU leads 23-21	AU won last six	AU swept (3/18-27/11)

Inside

- ✓ South Carolina's roster and breakdown (p. 2)
- ✓ Gamecocks start final homestand vs. Tennessee (p. 3)
- ✓ Garcia strong atop lineup (p. 3)
- ✓ New team HR record (p.3)
- ✓ Other single-season marks in reach (p. 3)
- ✓ Two predictors for SC: HR and leadoff OBP (p. 3)
- ✓ Trio of seniors specializing in 2B, 3B and HR (p. 4)
- ✓ Struett stellar, takes SEC Freshman award (p. 4)
- ✓ Hawkins' power evident (p. 4)
- ✓ A close game turnaround would help (p. 4)
- ✓ Broyles gets tougher in tougher situations (p. 5)
- ✓ Gamecocks in the SEC stats (p. 5 sidebar)
- ✓ Scouting Tennessee, history and last series recap (p. 6)
- ✓ Experience reigns for Gamecocks (p. 6)
- ✓ Gamecocks in the NCAA stat rankings (p. 7 sidebar)
- ✓ SC updates to career charts (p. 8 sidebar)
- ✓ SC lineup by position & batting order (pp. 9-10)
- ✓ Gamecocks in SC's single-season top 10 (pp. 9-10)
- ✓ SC player updates (pp. 11-16)
- ✓ Box score QR links (pp. 17-18)

South Carolina Pitching Staff

No.	Name	Ht.	Class	ERA	W-L	App-GS	Sv	IP	BB	So	Avg.	Notes
80	Audrey Broyles	5-10	R-Jr.	3.46	7-7	16-14	0	79.0	43	41	.247	Posted 2 W's at UCR
33	Katelynn Howser	5-8	Fr.	4.07	8-7	30-14	3	105.0	78	75	.264	10 Ks, 8 BB in W vs. Pres.
9	Kristen Struett	5-7	Fr.	7.11	2-1	7-2	0	20.2	22	3	.313	1st career CG, W at Winthrop
21	Kierstyn White	5-10	Sr.	5.27	6-8	26-16	0	79.2	52	21	.300	1st SHO vs. Illinois-Chicago

Projected Starting Position Players

Pos.	Name	B/T	Ht.	Class	Avg/OBP/SLG	Notes
C	Shelby Gonzales	R/R	5-8	Jr.	.230/.394/.378	Third on the team in on-base percentage
1B	Molly Brossart	R/R	5-7	Sr.	.210/.309/.296	2-for-3 with 2 R, 2 RBI vs. Villanova
1B/C	Olivia Lawrence	L/R	5-6	Fr.	.170/.264/.277	Hit first career homer in game two at Coastal
2B	Dana Hathorn	R/R	5-6	So.	.301/.346/.378	Game-tying two-RBI single in 7th at Georgia
3B	Evan Childs	R/R	5-10	Sr.	.295/.379/.568	Seventh on SC's career HR list
SS	Samie Garcia	L/R	5-6	Jr.	.393/.461/.621	Had a team-best 21-game hitting streak
LF	Kaitlin Westfall	R/R	5-6	Sr.	.298/.404/.519	Tops in SEC with 15 doubles
CF	Lauren Lackey	L/R	5-6	Sr.	.407/.441/.504	Team's leading hitter and stolen-base threat
RF	Chelsea Hawkins	R/R	5-5	So.	.333/.377/.581	Tied for second on team with 28 RBI
DP	Kaela Jackson	R/R	5-6	R-Sr.	.246/.295/.421	4 2Bs, including bases-loaded one at UK (4/6)

Coaching Staff

Head Coach

Beverly Smith

Assistant Coaches

Janelle Breneman, Calvin Beamon

Volunteer Assistant

Chrissy Schoonmaker

Student Assistant

Ashley Chastain

Numerical Roster

No	Name	Pos.	B/T	Ht.	Class	EX	Hometown/Previous School
1	Molly Brossart	1B	R/R	5-8	Sr.	1L	Tucson, Ariz./Yavapai College
4	Lauren Lackey	OF	L/R	5-6	Sr.	3L	Lake Elsinore, Calif./Temescal Canyon
9	Kristen Struett	OF/P	R/R	5-7	Fr.	HS	Westminster, Calif./Marina
10	Chelsea Hawkins	OF	R/R	5-6	So.	1L	Piedmont, S.C./Wren
11	Evan Childs	IF	R/R	5-10	Sr.	3L	Conway, S.C./Conway
12	Samie Garcia	IF	L/R	5-6	Jr.	1L	Bell, Calif./Cerritos College
13	Kelley Dillon	IF	R/R	5-7	Sr.	1L	Hanahan, S.C./College of Charleston
14	Kylie Morin	IF	L/R	5-7	Sr.	1L	Salem, Ore./Yavapai College
15	Lacey Rother	C/1B	R/R	5-11	Fr.	HS	Long Beach, Calif./Lakewood
16	Sam Arbaugh	IF	R/R	5-1	Sr.	3L	Aiken, S.C./Aiken
17	Shelby Gonzales	C	R/R	5-8	Jr.	TR	Moses Lake, Wash./North Idaho College
18	Codee Yeske	IF	R/R	5-8	So.	TR	Lexington, S.C./Presbyterian
20	Kaitlin Westfall	OF	R/R	5-6	Sr.	3L	Macon, Ga./Mount de Sales Academy
21	Kierstyn White	P	R/R	5-10	Sr.	3L	Columbia, S.C./Irmo
22	Jackie Slawson	OF	L/R	5-8	Sr.	1L	Ladson, S.C./Spartanburg Methodist College
23	Julie Sarratt	P/1B	R/R	5-4	So.	1L	Gaffney, S.C./Gaffney
24	Dana Hathorn	IF	R/R	5-6	So.	1L	Orlando, Fla./Timber Creek
25	Olivia Lawrence	C/1B	L/R	5-6	Fr.	HS	Woodstown, N.J./Gloucester Catholic
30	Kaela Jackson	OF	R/R	5-6	R-Sr.	1L	Morristown, Tenn./Chattanooga State Community College
33	Katelynn Howser	P	R/R	5-8	Fr.	HS	Woodstock, Ga./Sequoyah
42	Hannah Milks	OF	R/R	5-5	Jr.	2L	Greenville, S.C./Wade Hampton
80	Audrey Broyles	P	R/R	5-10	R-Jr.	2L	Pembroke Pines, Fla./Pembroke Pines Charter

Alphabetical Roster

No	Name	Pos.	B/T	Ht.	Class	EX	Hometown/Previous School
16	Sam Arbaugh	IF	R/R	5-1	Sr.	3L	Aiken, S.C./Aiken
1	Molly Brossart	1B	R/R	5-8	Sr.	1L	Tucson, Ariz./Yavapai College
80	Audrey Broyles	P	R/R	5-10	R-Jr.	2L	Pembroke Pines, Fla./Pembroke Pines Charter
11	Evan Childs	IF	R/R	5-10	Sr.	3L	Conway, S.C./Conway
13	Kelley Dillon	IF	R/R	5-7	Sr.	1L	Hanahan, S.C./College of Charleston
12	Samie Garcia	IF	L/R	5-6	Jr.	1L	Bell, Calif./Cerritos College
17	Shelby Gonzales	C	R/R	5-8	Jr.	TR	Moses Lake, Wash./North Idaho College
24	Dana Hathorn	IF	R/R	5-6	So.	1L	Orlando, Fla./Timber Creek
10	Chelsea Hawkins	OF	R/R	5-6	So.	1L	Piedmont, S.C./Wren
33	Katelynn Howser	P	R/R	5-8	Fr.	HS	Woodstock, Ga./Sequoyah
30	Kaela Jackson	OF	R/R	5-6	R-Sr.	1L	Morristown, Tenn./Chattanooga State Community College
4	Lauren Lackey	OF	L/R	5-6	Sr.	3L	Lake Elsinore, Calif./Temescal Canyon
25	Olivia Lawrence	C/1B	L/R	5-6	Fr.	HS	Woodstown, N.J./Gloucester Catholic
42	Hannah Milks	OF	R/R	5-5	Jr.	2L	Greenville, S.C./Wade Hampton
14	Kylie Morin	IF	L/R	5-7	Sr.	1L	Salem, Ore./Yavapai College
15	Lacey Rother	C/1B	R/R	5-11	Fr.	HS	Long Beach, Calif./Lakewood
23	Julie Sarratt	P/1B	R/R	5-4	So.	1L	Gaffney, S.C./Gaffney
22	Jackie Slawson	OF	L/R	5-8	Sr.	1L	Ladson, S.C./Spartanburg Methodist College
9	Kristen Struett	OF/P	R/R	5-7	Fr.	HS	Westminster, Calif./Marina
20	Kaitlin Westfall	OF	R/R	5-6	Sr.	3L	Macon, Ga./Mount de Sales Academy
21	Kierstyn White	P	R/R	5-10	Sr.	3L	Columbia, S.C./Irmo
18	Codee Yeske	IF	R/R	5-8	So.	TR	Lexington, S.C./Presbyterian

Coaching Staff

Head Coach

Beverly Smith (North Carolina, 1995)

Assistant Coach

Janelle Breneman (Bloomsburg, 1994)

Assistant Coach

Calvin Beamon (UNLV, 2010)

Volunteer Ass't. Coach

Chrissy Schoonmaker (South Carolina, 2007)

Student Ass't. Coach

Ashley Chastain (South Carolina, 2011)

Roster by Class

Senior (10): Sam Arbaugh, Molly Brossart, Evan Childs, Kelley Dillon, Kayla Jackson, Lauren Lackey, Kylie Morin, Jackie Slawson, Kaitlin Westfall, Kierstyn White

Junior (4): Audrey Broyles, Samie Garcia, Shelby Gonzales, Hannah Milks

Sophomore (4): Dana Hathorn, Chelsea Hawkins, Julie Sarratt, Codee Yeske

Freshman (4): Katelynn Howser, Olivia Lawrence, Lacey Rother, Kristen Struett

Roster by Height

5-11 Lacey Rother
5-10 Audrey Broyles, Evan Childs, Kierstyn White
5-8 Molly Brossart, Shelby Gonzales, Katelynn Howser, Jackie Slawson, Codee Yeske
5-7 Kelley Dillon, Kylie Morin, Kristen Struett
5-6 Samie Garcia, Dana Hathorn, Chelsea Hawkins, Kaela Jackson, Lauren Lackey, Olivia Lawrence, Kaitlin Westfall
5-5 Hannah Milks
5-4 Julie Sarratt
5-1 Sam Arbaugh

Roster by State

South Carolina (9): Sam Arbaugh, Evan Childs, Kelley Dillon, Chelsea Hawkins, Hannah Milks, Julie Sarratt, Jackie Slawson, Kierstyn White, Codee Yeske
California (4): Samie Garcia, Lauren Lackey, Lacey Rother, Kristen Struett
Florida (2): Audrey Broyles, Dana Hathorn
Georgia (2): Katelynn Howser, Kaitlin Westfall
Arizona (1): Molly Brossart
New Jersey (1): Olivia Lawrence
Oregon (1): Kylie Morin
Tennessee (1): Kaela Jackson
Washington (1): Shelby Gonzales

Gamecocks Begin Final 2012 Home Stand vs. No. 8/7 Tennessee

Returning home for the final six games at the current setup of Beckham Field, South Carolina (23-23, 3-16 SEC) hosts No. 8/7 Tennessee (37-9, 16-6 SEC) in a three-game series starting on Friday night at 7 p.m. EDT. Saturday's game is scheduled for a 4 p.m. first pitch, with Sunday's affair set to begin at 1 p.m. A live audio stream and Gametracker live stats will be available at GamecocksOnline.com, while updates will also be posted on the team's Twitter feed, @GamecockSoftbl.

South Carolina Honoring Active Gamecock Participants This Weekend

This academic year, the South Carolina Athletics Department launched a new initiative titled Active Gamecocks, a program to promote physical education and fitness in the state. The spring portion of the program ran from March 20-April 3, with over 3,000 students participating in 44 schools. The students and teachers involved with the effort were invited to spring Gamecock events, with this Tennessee series being one of them. The other is the May 9 baseball game versus Furman.

Grueling Road Stretch Over, But Not Done with Top Competition

South Carolina returns home from a tough road trip where it went 1-7 in games at Kentucky, No. 11/11 Georgia (who lost two of three at Kentucky as well) and No. 2/2 Alabama. The schedule makers did not make it any easier to start the homestand, as No. 8/7 Tennessee comes to town for the penultimate series at Beckham Field. That will mark eight consecutive games against a top-15 foe for the Gamecocks.

New Team Home Run Record at South Carolina

The 2012 South Carolina Gamecocks set a new program record in home runs on April 15 at Alabama, when sophomore Chelsea Hawkins blasted the 39th round-tripper of the year. That eclipsed the 2003 team's 38 dingers in 61 games. Eleven different Gamecocks have hit the homers, including three that stand in the top 10 in the individual single-season stats: senior Evan Childs (10, T-2nd), junior Samie Garcia (7, T-10th) and Hawkins (7, T-10th).

Other Team Single-Season Marks in Jeopardy

Two other team season records are in danger of falling as well. The Gamecocks also could post the highest on-base percentage and slugging percentage as a team in history. The group is currently .011 above the 1996 team's .367 mark, while it's .048 higher than the 1994 team's slugging record. The challenge will be keeping the tallies up in the next six games against the second- and sixth-ranked pitching staffs in the league, Tennessee and Auburn, respectively.

The Long Ball Proving to Be Bellweather Again for Gamecocks

The 2012 Gamecocks have tallied 39 homers on the year, the highest total in program history. And yet again, the homers point to good things for the team. South Carolina is 17-8 when sending at least one ball out, while it is 3-15 when going without a triple or homer. Last season, the Gamecocks went 17-6 in games in which they hit a homer while winning just three games when the team did not record at least one triple or one home run.

Starting Things Right Very Important for Gamecocks

The Gamecocks thrive when they reach base to start an inning. As a team, South Carolina gets on base at a .408 clip to begin a frame, and the team is 16-7 in games when the leadoff runner of an inning reaches three times or more in the game. When the Gamecocks start two or fewer innings with a base runner reaching, they are 7-16. Three of those seven wins came in games shortened by the mercy rule (Providence, Maine and Kentucky).

Carolina in the Month of April

Since 1984, the Gamecocks are 356-214-1 (.624) in the fourth month of the year. In April SEC games, South Carolina is 102-121 (.457).

Garcia Still Strong Atop Lineup

Shortstop Samie Garcia ranks second on the team and fifth in the SEC with a .393 batting average, and she's second in the league with 57 hits. She's fifth in the SEC in runs and in the top 15 in the conference stats in slugging percentage, doubles, triples and stolen bases. While Garcia is threatening to make the Gamecocks' single-season charts in many categories (found on pages 9-10 of the notes), she also ranks in the top 20 in many of South Carolina's all-time hitting categories, which can be found on page 8.

The Easter Sunday contest at Kentucky (4/8) was outstanding for the Bell, Calif., native, as she hit two homers and scored three times. The junior saw her 21-game hitting streak snapped in the first game versus Arkansas (3/9), the second-longest documented skein in Gamecock history. In front of family and a large crowd at the Highlander Classic, Garcia went 3-for-4 with the game-tying RBI double in the 3-2 comeback win over UC Davis. And during the Blue & Gold Feisberg Memorial, she led the team with nine RBI in the event. Her grand slam versus Providence helped propel South Carolina to the 9-1 (5) win.

Quick Facts

Location	Columbia, S.C.
Founded	1801
Enrollment.....	28,481
Colors	Garnet (PMS 202C) and Black
Nickname	Gamecocks
Affiliation	Southeastern (Eastern Division)
President.....	Dr. Harris Pastides
Athletic Director.....	Eric Hyman
Senior Associate AD/SWA	Judy Van Horn
Assistant AD (Sport Supervisor)	Raymond Harrison
Faculty Athletics Representative	Dr. Zach Kelehear
Home Field	Beckham Field
Capacity	700
Dimensions	L-200, C-220, R -200, Alleys-210
NCAA Tournament Appearances	15
NCAA Super Regional Appearances.....	1
NCAA College World Series Appearances.....	3
IAAW College World Series Appearances	5
SEC Championships.....	1
SEC Eastern Division Championships	4
SEC Tournament Championships	2
2011 Record.....	26-30
2011 Conference Record	6-22
2011 Conference Finish.....	5th East
Postseason.....	N/A
Letterwinners Returning/Lost.....	16/6
Position Starters Returning/Lost.....	8/2
Pitchers Returning/Lost	3/2
Newcomers	6

Media Information

Assistant AD/Media Relations.....	Steve Fink
Asst. Director/Softball Contact	Koby Padgett
Office Phone.....	(803) 777-8017
Email	kpadgett@sc.edu
Personal Phone	(803) 386-8345
Office FAX.....	(803) 777-2967
Department Website	GamecocksOnline.com
Dept. Facebook	facebook.com/GamecocksOnline
Team Facebook	facebook.com/GamecockSoftball
Dept. Twitter	Twitter.com/GamecocksOnline
Team Twitter	Twitter.com/GamecockSoftbl
Mailing Address.....	1125 George Rogers Blvd. Williams Brice Stadium Columbia, SC 29208

Pronunciation Guide

Molly BROSSART.....	BRAH-surt
Dana HATHORN	HATH-horn
Kylie MORIN	mo-RIN
Julie SARRATT	Sah-RAT
Chrissy SCHOONMAKER.....	SCHOON-make-er
CODEE YESKE	KO-dee YES-key

Gamecock Staff

Head Coach	Beverly Smith
Alma Mater.....	North Carolina, 1995
Overall/SC Record.....	49-53/Same
Assistant Coach	Janelle Breneman
Alma Mater.....	Bloomsburg, 1994
Assistant Coach	Calvin Beamon
Alma Mater.....	UNLV, 2010
Volunteer Assistant Coach	Chrissy Schoonmaker
Alma Mater	South Carolina, 2007
Student Assistant Coach	Ashley Chastain
Alma Mater.....	South Carolina, 2011
Managers	Taylor Barbalace, Robert Beary, Chelsea Guyton
Athletic Trainer	Caroline Crowley

National Rankings - April 17 (Week 10)*USA Today/NFCA*

Rk	Team	Record	Points	Pre.
1	California (24)	39-2	744	1
2	Alabama (6)	40-2	725	2
3	Florida	38-5	675	3
4	Arizona State	36-5	662	4
5	Texas	35-5	630	5
6	Oklahoma	35-6	609	6
7	Louisiana-Lafayette	38-2	548	8
8	Tennessee	35-9	539	10
9	Washington	35-9	488	7
10	Missouri	32-8	459	9
11	Louisville	38-2	443	12
12	Georgia	34-10	415	11
13	Arizona	29-12	394	13
14	Hawai'i	35-4	385	14
15	UCLA	29-12	330	16
16	Stanford	32-12	315	15
17	USF	40-6	263	18
18	Oregon	29-9	243	19
19	Texas A&M	29-13	234	17
20	Michigan	30-11	176	20
21	North Carolina	32-10	126	24
22	Florida State	37-10	116	21
23	LSU	29-13	62	22
24	Texas Tech	34-10	48	NR
25	Baylor	26-14	42	23

RV: Georgia Tech 24, Tulsa 18, Oregon State 13, Syracuse 10, Kentucky 5, Northern Iowa 5, two others received votes, but only appeared on one ballot.

ESPN.com/USA Softball

Rk	Team	Record	Points	Pre.
1.	California (15)	39-2	495	1
2.	Alabama (5)	40-2	485	2
3.	Arizona State	36-5	452	3
4.	Florida	38-5	431	4
5.	Oklahoma	35-6	419	6
6.	Texas	35-5	394	5
7.	Tennessee	35-9	380	10
8.	Louisiana-Lafayette	38-2	365	7
9.	Louisville	38-2	312	12
10.	Missouri	32-8	309	9
11.	Washington	35-9	298	8
12.	Arizona	29-12	288	13
13.	Georgia	34-10	255	11
14.	Oregon	29-9	233	15
15.	UCLA	29-12	216	17
16.	Texas A&M	29-13	200	14
17.	USF	40-6	186	16
18.	Hawai'i	35-4	170	19
19.	Stanford	32-12	167	18
20.	Michigan	30-11	121	20
21.	North Carolina	32-10	86	24
22.	Florida State	37-10	55	22
23.	LSU	29-13	43	21
24.	Oregon State	27-14	38	23
25.	Texas Tech	34-9	27	-

RV: Syracuse 25; Baylor 16; Tulsa 13; Georgia Tech 9; DePaul 8; Fresno State 1; Kentucky 1; UAB 1; Virginia Tech 1.

Childs Prefers to Trot . . .

Senior third baseman Evan Childs has tallied 10 homers on the year, becoming the third Gamecock to crack double-digit blasts in a single season. With 16 in her career, she's seventh on South Carolina's all-time list, one in back of three-time Academic All-American Ashley Smith. She's vying to be the first Gamecock since McKenna Hughes (2004-07) to lead the team in homers twice in her career. She also is vying for a spot on the top-10 single-season RBI charts, four away from tying for 10th there.

Two of Childs' homers came in the Gamecocks' series-clinching 8-7 victory over Arkansas on March 11, the second two-homer game of her career, tying the program's single-game record again. She also hit the second homer off Florida Gator pitching this season on March 18.

While Lackey Likes Stretching It to Three . . .

Senior outfielder Lauren Lackey has five triples on the year, standing alone in the SEC lead. Lackey is looking to be the first Gamecock since Ashton Payne in 2007-08 to lead the team in triples in consecutive seasons. She's tied for seventh on the Gamecocks' career triples chart with 10 with former standouts Joyce McMillin and two-time All-American Karen Sanchelli.

Lackey ranks second in the SEC with her .407 batting average, and she's tied for 14th with 10 stolen bases, leading the team in both. Keeping her batting average in the same range would place Lackey on South Carolina's single-season top-10 list. She's also third in the league with 55 hits and tied for fourth with six sacrifice bunts.

Westfall A Double Machine in 2012

Senior leftfielder Kaitlin Westfall leads the SEC with 15 doubles this season, tying for 10th on South Carolina's single-season top-10 list and two more than her closest competition in the league. She also is vying for a listing in the single-season HBP records, as she is currently tied with Samie Garcia for sixth with six this year. Five of Westfall's doubles came in the Blue & Gold Feisberg Memorial, as she posted two each in wins over Illinois-Chicago and Villanova.

Westfall has also contributed four round-trippers on the year, and they both came in pairs on a single day. On March 2, she hit one against both Portland State and Maine in the Highlander Classic at UC Riverside. On March 31, she had one in each end of the doubleheader versus Longwood, including a grand slam in game two that gave the Gamecocks a lead they never relinquished.

Hawkins Providing Thump

Sophomore Chelsea Hawkins has provided a lot of power for the Gamecocks this season, currently standing in a tie for 10th on South Carolina's top-10 single-season charts with seven homers while adding 11 doubles. She's driven in 29 runs, second most on the team, and also stands second in slugging percentage (.586) and third in batting average (.333).

Struett Stellar in First Week of Action

Freshman Kristen Struett bided her time until she made her debut. But she definitely knew how to make an impact once playing. She went 1-for-3 in pinch-hitting duty against LSU while tossing the final 2.1 innings in the Sunday contest. Struett shined against Winthrop and Longwood, earning SEC Freshman of the Week honors. She tossed a complete game in Rock Hill and hit her first career homer. She added hits in both ends of the twinbill versus the Lancers and another pitching win in game two.

Big RBI Games Already Surpassing Last Year

The Gamecocks have posted seven four-or-more-RBI games already in 2012, four more than what the team did in the whole of 2011. Sophomores Chelsea Hawkins (2/11) and Dana Hathorn (2/22) both drove home four in wins over Winthrop, while junior Samie Garcia had a grand slam in the win over Providence (2/17). Senior Evan Childs has two four-RBI games on the season, the last in the comeback triumph over Arkansas to clinch the series on March 11. Freshman Kristen Struett, in her first career start, hit a homer and drove in four in the win at Winthrop (3/28). And senior Kaitlin Westfall joined the act in game two against Longwood (3/31), launching her first career grand slam and adding another RBI for the first five-RBI day since Jill Semento's day on April 7, 2009 against Coastal Carolina.

Hathorn Leads Gamecocks to Walkoff Win vs. Charlotte

Sophomore second baseman Dana Hathorn stepped up with another big hit to lead the Gamecocks over Charlotte on March 14. She poked a single to left to score Kaitlin Westfall from third and give South Carolina its second comeback win in four days.

In the first game at No. 11/11 Georgia on April 11, Hathorn tied the game in the seventh with a two-out, two-RBI single, adding to her big-hit résumé.

SEC Standings

Eastern Division											
	SEC	Pct.	All	Pct.	H	A	N	Div	Top 25	Last 10	Streak
Florida	18-2	.900	38-5	.884	19-1	11-3	8-1	7-2	7-4	7-3	W3
Tennessee	16-6	.727	37-9	.804	18-4	10-3	9-2	4-4	8-6	10-0	W11
Georgia	12-7	.632	34-10	.773	23-4	7-5	4-1	5-5	7-5	5-5	W1
Kentucky	10-9	.526	23-23	.500	7-11	7-9	9-3	5-4	5-12	7-3	W2
South Carolina	3-16	.158	23-23	.500	13-8	4-14	6-1	1-7	0-9	3-7	L7
Western Division											
	SEC	Pct.	All	Pct.	H	A	N	Div	Top 25	Last 10	Streak
Alabama	17-2	.895	40-3	.930	23-3	11-0	6-0	10-1	9-2	8-2	L1
LSU	11-6	.647	30-14	.682	21-4	6-7	3-3	8-3	3-12	4-6	L1
Mississippi State	8-14	.364	25-19	.568	10-11	11-4	4-4	5-7	2-12	6-4	W4
Auburn	5-14	.263	26-18	.591	14-7	6-8	6-3	3-4	4-12	2-8	L7
Arkansas	4-15	.211	23-19	.548	14-11	4-7	5-1	1-7	2-9	5-5	W4
Mississippi	3-16	.158	16-26	.381	6-13	2-12	8-1	3-8	1-13	2-8	L8

As of games played on April 18, 2012

Horseshoes, Hand Grenades, Etc.

In last year's 26-30 season, South Carolina went 7-11 in one-run games and 1-3 in extra-inning affairs. Turning half of those one-run losses into wins would move the Gamecocks a long way to their goal of NCAA Tournament eligibility. The Gamecocks stand at 1-1 in extra-inning games this season, getting a 5-4 victory in eight over Western Kentucky, and hold a 5-5 mark in one-run games.

Howser a Bullpen Ace in Early Going

Freshman Katelynn Howser has done some of her best work in 2012 out of the bullpen. In 16 relief appearances, tied for seventh most in a year for a Gamecock, she's picked up three saves, which ranks ninth on South Carolina's single-season chart, and three of her eight wins while posting a 2.56 ERA in 43.2 innings. In her 14 starts, she's 5-7, tossing six complete games and posting a 5.14 ERA in 61.1 innings.

Childs' Game-Ending Blast New Feeling for These Gamecocks

South Carolina senior Evan Childs ended the series finale against Arkansas on March 11 with a two-run home run, helping the team claim its first win of the season when trailing heading into the seventh inning. Childs' walk-off shot is the first for the Gamecocks since McKenna Hughes ended a nine-inning affair against Ole Miss in similar fashion in the second game of the doubleheader on May 5, 2007. It was Hughes' ninth round-tripper in her program-best 11-homer year, a mark Childs is one homer from tying.

Broyles Goes the Distance and More

Redshirt junior Audrey Broyles passed a personal milestone in her first start of 2012, tossing 117 pitches in the complete-game victory over Western Kentucky. That marked the first time since 2010 that Broyles had thrown that many pitches, when she threw 120 in the loss at Florida Atlantic. Broyles felt so strong that she tossed another 1.1 innings against Winthrop immediately following.

The Pembroke Pines, Fla., product leads the Gamecocks with a 3.46 ERA, tossing 79 innings this season. She made her first relief appearance of the year on March 11 and held Arkansas scoreless for the final 3.2 innings in the 8-7 comeback win. She pitched a strong seven innings versus Longwood (3/31), fanning seven without giving up a walk in the complete-game win. And when things get tough, she gets better, as the chart shows.

Broyles When Opp. Have	Avg.
Runners	.241
Runners & 2 Outs	.213
Runners in Scoring Position	.259
Runners in Scoring Position & 2 Outs	.167
Bases Loaded	.250

Early Season Schedule Provided Tests

While the first glance at South Carolina's pre-conference schedule may lead one to think that they should have all been easy games, closer examination says otherwise for a few of those games. Three of the contests came against defending conference champions and NCAA Tournament teams in Illinois-Chicago (Horizon), Jacksonville (Atlantic Sun) and Portland State (Pacific Coast Softball). The Gamecocks went 2-1 in those games, including shutting out the UIC Flames.

SC in the SEC Stats (As games played of April 18)

All Games		
HITTING CATEGORY	Stat	Rank
Batting Average	.299	3rd
Slugging Percentage	.465	3rd
On-Base Percentage	.378	6th
Runs Scored	238	T-3rd
Hits	357	2nd
RBI	213	4th
Doubles	62	1st
Triples	9	T-3rd
Home Runs	39	5th
Total Bases	554	3rd
Walks	120	9th
Hit by Pitches	33	9th
Sacrifice Bunts	32	T-2nd
Sacrifice Flies	5	T-9th
Stolen Bases	52	T-5th
PITCHING CATEGORY		
Stat	Rank	
Earned Run Average	4.43	10th
Opposing Batting Average	.274	9th
Strikeouts	140	11th
FIELDING CATEGORY		
Stat	Rank	
Fielding Percentage	.956	10th
Chances	1215	6th
Fielding Double Plays	10	T-7th
SC Players in SEC Stats		
HITTING CATEGORY		
Stat	Rank	
Batting Average		
Lauren Lackey	.407	2nd
Samie Garcia	.393	5th
Slugging Percentage		
Samie Garcia	.621	11th
Runs		
Samie Garcia	39	5th
Hits		
Samie Garcia	57	2nd
Lauren Lackey	55	3rd
Dana Hathorn	43	T-13th
Chelsea Hawkins	43	T-13th
Runs Batted In		
Evan Childs	36	T-7th
Doubles		
Kaitlin Westfall	15	1st
Chelsea Hawkins	11	T-3rd
Dana Hathorn	9	T-9th
Samie Garcia	8	T-14th
Triples		
Lauren Lackey	5	1st
Samie Garcia	2	T-8th
Home Runs		
Evan Childs	10	T-5th
Sacrifice Bunts		
Hannah Milks	6	T-4th
Lauren Lackey	6	T-4th
Sacrifice Flies		
Evan Childs	2	T-9th
Stolen Bases		
Lauren Lackey	10	T-14th
Samie Garcia	10	T-14th
PITCHING CATEGORY		
Stat	Rank	
Saves		
Katelynn Howser	3	T-1st
FIELDING CATEGORY		
Stat	Rank	
Runners Picked Off		
Shelby Gonzales	3	T-1st
Assists		
Evan Childs	76	10th
Samie Garcia	70	14th
Dana Hathorn	68	T-15th

Hitting Streaks	Long '12	Current	Career Long
Samie Garcia	21	3	21
Lauren Lackey	14	2	14
Kaitlin Westfall	8	-	8
Evan Childs	6	2	7
Dana Hathorn	6	-	6
Chelsea Hawkins	5	2	5
Kristen Struett	5	-	5
Kaela Jackson	4	-	4
Shelby Gonzales	4	1	4
Hannah Milks	3	-	5
Molly Brossart	3	-	3
Lacey Rother	3	-	3
Olivia Lawrence	2	-	2
Codee Yeske	2	-	2
Jackie Slawson	1	-	3
Sam Arbaugh	1	1	1

Reached Base Streaks

Long '12	Current	Career Long	
Samie Garcia	21	3	21
Evan Childs	18	2	18
Lauren Lackey	14	2	14
Kaitlin Westfall	10	1	10
Dana Hathorn	7	-	9
Shelby Gonzales	7	1	7
Chelsea Hawkins	6	2	6
Molly Brossart	5	-	12
Kaela Jackson	5	2	5
Kristen Struett	5	-	5
Hannah Milks	4	-	14
Olivia Lawrence	4	-	4
Lacey Rother	3	-	3
Codee Yeske	2	-	2
Jackie Slawson	1	-	3
Sam Arbaugh	1	1	1

Pitches Seen Per Plate Appearance

	PA	NP	Avg.
Sam Arbaugh	5	17	3.40
Molly Brossart	98	360	3.67
Evan Childs	156	555	3.56
Samie Garcia	168	507	3.02
Shelby Gonzales	98	400	4.08
Dana Hathorn	153	526	3.44
Chelsea Hawkins	138	574	4.16
Kaela Jackson	63	239	3.79
Lauren Lackey	149	493	3.31
Olivia Lawrence	53	240	4.53
Hannah Milks	59	199	3.37
Kylie Morin	1	1	1.00
Lacey Rother	41	163	3.98
Jackie Slawson	4	19	4.75
Kristen Struett	18	53	2.94
Kaitlin Westfall	159	600	3.77
Codee Yeske	18	79	4.39

Pitches Thrown Per Plate Appearance

	BF	NP	Avg.
Audrey Broyles	365	1378	3.78
Katelynn Howser	503	2062	4.10
Kristen Struett	109	405	3.72
Kierstyn White	405	1347	3.33

South Carolina Defense Downfall in Early Losses

A common strand ran through the first three Gamecock losses: defensive errors and unearned runs. South Carolina committed seven errors combined and allowed nine unearned runs. Only the Tennessee State game would have stay tied without those runs; the rest would all favor the Gamecocks. Errors also haunted the Gamecocks in the first game against Mississippi State, as four unearned runs crossed in the 10-6 setback on March 13.

Last season, South Carolina went 21-19 when making one or no errors. That record fell to 5-7 in games with two errors. When the Gamecocks made three or more errors, they went 0-4. This season, the Gamecocks are 18-14 when making one or less errors but 5-9 when committing two or more.

Coaches Know a Bit about Winning

Last season was outside of the norm for the Gamecock coaching staff. Both head coach Beverly Smith and assistant coach Janelle Breneman came down from North Carolina, which was ranked in the top 25 in each of their last five seasons in Chapel Hill, while the Tar Heels made NCAA Tournament appearances eight times during Smith's tenure. Calvin Beamon also knows something about winning, claiming crowns at all three of his amateur stops. A high school state champion at Smoky Hill High School in Cherry Creek, Colo., Beamon won the NJCAA Division I title in 2003 at the College of Southern Nevada and the College World Series at Texas during 2005.

Scouting the Tennessee Lady Volunteers

Entering the weekend with a 37-9 overall record, Tennessee holds the No. 8 spot in the NFCA/USA Today coaches poll and the second spot in the SEC East standings. A great team in every aspect of the game, defense and pitching lead the way for Tennessee this year.

Ellen Renfroe ranks as the Lady Vols' ace, standing fourth in the SEC with a 1.18 ERA. She's fanned a league-high 246 batters in 189.2 innings. Opponents hit .178 against the younger of the Renfroe sisters. Ellen has thrown 14 wild pitches, third most in the SEC. Ivy handles the rest of the work, holding a 2.32 ERA in 123.2 innings of action. She's fanned 120 and walked 33 on the season. Tennessee owns the best fielding percentage in the conference with a .984 mark.

The trio of Raven Chavanne, Lauren Gibson and Madison Shipman lead Tennessee at the plate. Chavanne is third in the SEC with a .405 batting average, and she's stolen a team-high 22 bases. Gibson is fourth in the league with 12 home runs, third with 43 runs and tied for ninth with 35 RBI. Shipman leads the SEC with 52 RBI and has nine doubles and nine homers. Kat Dorson adds her .341/.439/.382 line to the order. The Lady Vols are experts on the base paths, stealing 78 bases while only being thrown out seven times. They also have 173 walks on the year, second most in the league.

Series History Versus the Lady Vols

The Lady Vols own a 28-15 advantage all-time in the series, taking 21 straight dating back to April 1, 2003. In Columbia, the Gamecocks are 8-12 against Tennessee. The Lady Vols also hold the distinction of snapping the longest winning streak in NCAA Division I history in 1997, taking a 6-1 win in the third of four games that year, the first Gamecock loss in 39 games.

The Last Series vs. Tennessee - March 25-27, 2011

Two last at-bat wins helped No. 11 Tennessee sweep the series at Sherri Parker Lee Stadium last year. Ellen Renfroe picked up the game-one win, while sister Ivy Renfroe got the final two victories.

Tennessee pinch hitter Chelsea O'Conner ended the Friday night contest in the eighth with one down, fouling off three pitches before launching a two-run homer out to left, leading the Lady Vols to a 4-2 win. Ashley Andrews preceded O'Conner's heroics with a single during an eight-pitch at bat.

Tennessee came out on fire in the first and captured a 10-3 win over South Carolina on Saturday. Eleven Lady Vols came to the plate in a six-run first, with four posting RBI singles. Lauren Gibson and Chelsea O'Conner both had one RBI with their hits while Shelby Burchell and Raven Chavanne posted two-RBI hits in the frame. The lead grew to 7-0 on Gibson's RBI single in the fourth, as she drove in Kelly Grieve for the second time. Gamecock centerfielder Lauren Lackey led the Gamecocks with a 2-for-3 day, driving in a run, while catcher P.J. Fulmer had one of South Carolina's two doubles. Chavanne had three RBI in a 2-for-4 afternoon, while Gibson went 4-for-4 with two RBI singles, a double and two runs scored. Burchell also had two hits and two RBI for the Lady Vols.

A hard-fought game by South Carolina slipped away at the end, as No. 11 Tennessee captured a 5-4 win on Sunday afternoon. Tennessee's Jessica Spigner started the frame with a double, and pinch runner Morgan Fowler moved to third on Melissa Brown's foul out deep in the right-field corner. Gamecock starter Audrey Broyles got O'Conner to strike out for the second out of the inning. A four-pitch walk to Andrews preceded Melissa Davin's pinch-hit single that tied the game. Chavanne followed with a hit to center, and Andrews raced home, making a throw irrelevant and close the contest.

South Carolina vs. Ranked Opponents

In history against foes ranked in the National Fastpitch Coaches Association (NFCA) poll, South Carolina has an 91-207-1 (.306) mark. When facing SEC teams that are ranked, SC is 38-149 (.203). On April 24, 2011, the Gamecocks snapped a 34-game losing streak against ranked teams, defeating No. 20 Kentucky in the final game of the series. South Carolina is 0-9 against ranked teams this season

Offensive Improvement Continues in 2012

Beverly Smith's first season saw the Gamecocks improve their offensive statistics by huge margins from 2010. The improvement has continued in 2012, with this year's team holding a batting average 32 points better than last year (.299-.267), an on-base percentage 37 points improved (.378-.341) and a slugging percentage 83 points higher (.465-.382).

In 2011, the Garnet and Black tallied a batting average that was 51 points better than 2010 (.267-.216), an on-base percentage 54 points improved (.341-.287) and a slugging percentage 94 points better (.382-.288). From 2010 to 2011, the Gamecocks posted 89 more runs, 130 more hits, 14 more doubles, 10 more triples, 16 more homers, 36 more walks and 66 more stolen bases in '11. They also had 76 less strikeouts in 253 more at bats.

Gamecocks Set Painful Record in 2011, Getting Close in 2012

South Carolina, as a team, took more hit by pitches than in any season previous, getting hit 37 times. The previous mark came in 2009, when the team took 32 pitches off their collective bodies. This season, the Gamecocks have been hit 33 times, the third time a team has recorded over 30 HBP's.

Hits Kept Coming vs. Charlotte

South Carolina posted 18 hits in the victory at Charlotte on Feb. 29. That mark is the best since March 5, 2005, when the Gamecocks had 20 in a 15-2 win over South Dakota State.

Seven Games of HR Equals 2009 Season Total

South Carolina combined to hit 13 homers in the seven-game stretch from Feb. 28-March 4. That total matches what the 2009 team did in 45 games and surpassed the outputs of both 2008 and 2010. In 43 games in 2012, South Carolina has hit 36 homers, two shy of the program record of 38 in 2003.

South Carolina Offense Posts Back-to-Back 10+ Run Games

South Carolina rebounded from a two-hit effort in the first game against Charleston Southern to post consecutive 10+ run games. The Gamecocks started the run by taking the nightcap 11-2 in five innings over the Buccaneers on Feb. 28 before posting a 13-7 win at Charlotte on Feb. 29. The last time South Carolina scored 10+ in consecutive games was on April 3, 2005 when the Gamecocks run-ruled Kentucky in both halves of a doubleheader in Lexington by scores of 12-2 and 10-1.

On seven occasions, the Gamecocks have posted double-digit runs, the most in the team's SEC era, surpassing the five done by last year's squad and the 1997 league champions. The most recent team with more than five is the 1996 group, which posted 10 10+ run outings.

Gamecocks Among Most Experienced Teams in NCAA Division I

South Carolina has 10 seniors listed on the roster for 2012, which is believed to be the most in NCAA Division I this year. Seven position starters return from last year, losing starters at catcher and designated player. When removing two players expected to sit out this year due to injury along with the starts by last year's seniors, the Gamecocks bring back 92.3 percent of their outfield starts and 84.8 percent of infield starts from third to first.

A Much Better Showing in 2011

South Carolina posted one of the best turnarounds in the country last year, the first under Beverly Smith. The 12 1/2 game improvement tied for 12th in NCAA Division I, and the mark was the eighth best for a team that finished 2010 under .500.

SC in the NCAA Stats (as of games played on April 15)		
Team Standings		
HITTING CATEGORY	Stat	Rank
Batting Average	.299	38th
Slugging Percentage	.464	29th
Scoring	5.17	44th
Doubles Per Game	1.33	49th
Triples Per Game	0.20	63rd
Home Runs Per Game	0.85	47th
Stolen Bases Per Game	1.13	79th
PITCHING CATEGORY	Stat	Rank
Earned Run Average	4.43	227th
FIELDING CATEGORY	Stat	Rank
Fielding Percentage	.955	166th
Double Plays Per Game	0.20	208th
SC Players in NCAA Stats		
HITTING CATEGORY	Stat	Rank
Batting Average		
Lauren Lackey	.407	59th
Samie Garcia	.393	86th
Home Runs Per Game		
Evan Childs	0.22	106th
Chelsea Hawkins	0.16	229th
Samie Garcia	0.15	237th
RBI Per Game		
Evan Childs	0.78	80th
Doubles Per Game		
Kaitlin Westfall	0.33	21st
Triples Per Game		
Lauren Lackey	0.11	19th
Slugging Percentage		
Samie Garcia	.621	139th
Chelsea Hawkins	.574	246th
Evan Childs	.568	262nd
Triples		
Lauren Lackey	5	9th
PITCHING CATEGORY	Stat	Rank
Strikeouts per 7 IP		
Katelynn Howser	5.0	198th
Saves		
Katelynn Howser	3	21st

Record of Lineup by Position

12-11	C-Gonzales	1B-Brossart	2B-Hathorn	3B-Childs	SS-Garcia	LF-Westfall	CF-Lackey	RF-Hawkins
6-2	C-Gonzales	1B-Brossart	2B-Hathorn	3B-Childs	SS-Garcia	LF-Westfall	CF-Lackey	RF-Milks
3-2	C-Lawrence	1B-Brossart	2B-Hathorn	3B-Childs	SS-Garcia	LF-Westfall	CF-Lackey	RF-Milks
1-4	C-Lawrence	1B-Brossart	2B-Hathorn	3B-Childs	SS-Garcia	LF-Westfall	CF-Lackey	RF-Hawkins
1-3	C-Gonzales	1B-Lawrence	2B-Hathorn	3B-Childs	SS-Garcia	LF-Westfall	CF-Lackey	RF-Hawkins
0-1	C-Rother	1B-Lawrence	2B-Hathorn	3B-Childs	SS-Garcia	LF-Westfall	CF-Lackey	RF-Hawkins

Current Gamecocks in South Carolina's Career Top 20 Lists

HITTING CATEGORY	Stat	Rank
Batting Average		
Samie Garcia	.359	3rd
Lauren Lackey	.305	13th
Dana Hathorn	.290	18th
Runs Per Game		
Samie Garcia	0.69	5th
Evan Childs	0.41	20th
Lauren Lackey	0.40	21st
Hits Per Game		
Samie Garcia	1.16	2nd
Dana Hathorn	0.90	14th
Lauren Lackey	0.81	20th
Doubles		
Kaitlin Westfall	30	T-16th
Doubles Per Game		
Kaitlin Westfall	0.17	T-10th
Triples		
Lauren Lackey	10	T-7th
Triples Per Game		
Lauren Lackey	0.05	8th
Samie Garcia	0.05	9th
Home Runs		
Evan Childs	16	7th
Kaitlin Westfall	11	T-13th
Samie Garcia	10	T-18th
Home Runs Per Game		
Chelsea Hawkins	0.12	2nd
Samie Garcia	0.10	4th
Evan Childs	0.08	6th
Kaitlin Westfall	0.06	15th
On-Base Percentage		
Samie Garcia	.429	4th
Lauren Lackey	.358	15th
Kaitlin Westfall	.344	18th
Slugging Percentage		
Samie Garcia	.526	5th
Kaitlin Westfall	.423	13th
RBI Per Game		
Evan Childs	0.42	16th
Walks Per Game		
Molly Brossart	0.37	5th
Toughest to Strikeout (AB per SO)		
Samie Garcia	13.71	16th
Stolen Bases		
Lauren Lackey	27	T-12th
Hannah Milks	27	T-12th
Samie Garcia	25	T-15th
Stolen Base Percentage		
Evan Childs	.941 (16-17)	6th
Lauren Lackey	.871 (27-31)	T-15th
Hannah Milks	.871 (27-31)	T-15th
Stolen Bases Per Game		
Samie Garcia	0.25	5th
Hannah Milks	0.20	9th
Dana Hathorn	0.14	14th
Kylie Morin	0.14	15th
Lauren Lackey	0.14	16th
Jackie Slawson	0.14	17th
Hit by Pitches		
Kaitlin Westfall	17	T-2nd
Evan Childs	12	T-4th
Samie Garcia	12	T-4th
Lauren Lackey	8	T-18th
Sacrifice Flies		
Evan Childs	5	T-10th
Molly Brossart	4	T-15th

White Getting the Chance to Start and Finish

Senior pitcher Kierstyn White tossed her first career shutout on the trip to Miami. She blanked defending Horizon League champs Illinois-Chicago, coming within two outs of a no-hitter. The two-hit shutout stands out even more due to White's efficiency, using 74 pitches to get through the seven-inning affair.

In the past, White closed out other pitcher's starts, finishing 36 games over her first two years. Now, she has a chance to start and finish them, posting five complete games in 16 starts in '12.

Strong Weekend Propels Quartet Onto Gamecock Invite Team

Even in a rain-shortened event, the Gamecocks stood out, running to another title and claiming four spots on the all-tournament team. Samie Garcia earned the Gamecock Invitational MVP after going 7-for-11 in the event and leading the Gamecocks in runs and stolen bases. She was joined by three seniors: Evan Childs (three runs, four RBI, double and homer), Lauren Lackey (.545 batting average, two stolen bases) and Kierstyn White (two complete game wins).

Four Gamecocks Claim Palmetto Classic All-Tourney Honors

South Carolina took home the team title from the Palmetto Classic, and four Gamecocks led the way on the all-tournament team. Senior Kaitlin Westfall claimed MVP honors, leading South Carolina with five RBI on the weekend. Joining her on the team was another senior, Evan Childs, who posted a huge day in the win over Cleveland State. Sophomore Dana Hathorn captured a spot, collecting a hit in each of the four games, while redshirt junior Audrey Broyles also garnered recognition. Broyles had the complete-game win over Western Kentucky, an eight-inning affair.

Record Speed in 2011

Last season, South Carolina recorded 79 stolen bases, tying the 1992 team for the second most in program history. That trailed only the 1995 squad (87) and marked just the fourth time in recorded history (since 1982) that the Gamecocks averaged over a steal per game (1992, 1994, 1995). The 2011 team did set one speed record, attempting to steal 99 stolen bases. The team 79.8 percent success rate ranks third in the last decade.

Hannah Milks wrote her name in the single-season record books twice for her work on the basepaths last year. Her 0.32 steals per game ranked ninth in Gamecock history, while her and senior Lauren Lackey's perfect percentage became the sixth and seventh such seasons at South Carolina. Milks stole 16 bases without being caught, one more than Lackey.

South Carolina Made Defenses Work in '11

The Gamecocks did a great job putting balls in play during 2011, posting the least number of strikeouts as a team in the SEC (230). That played a role in South Carolina's offensive resurgence.

There's Plenty of Depth Again

South Carolina's softball roster this season is comprised of 22 student-athletes, one less than last year. And after a year of work for 16 of those, there is a viable backup at every position who could see time for a variety of reasons. Two players, Kelley Dillon and Julie Sarratt, are likely out for the year due to offseason surgeries.

South Carolina Picked to Finish Fifth in SEC East

In the poll of Southeastern Conference coaches prior to the season, South Carolina finished fifth in the SEC Eastern Division. Florida was the pick to win the East, while Tennessee ranked second. Kentucky edged out Georgia for the third spot. Alabama was the coaches' choice to win the SEC West, while Florida was crowned the favorite for the overall title this season by one vote over Tennessee.

PITCHING CATEGORY	Stat	Rank	PITCHING CATEGORY (Cont.)	Stat	Rank
Appearances			Strikeout to Walk Ratio		
Kierstyn White	89	12th	Audrey Broyles	2.38	15th
Audrey Broyles	81	14th	Saves		
Games Started			Audrey Broyles	3	T-9th
Audrey Broyles	68	10th	Kierstyn White	3	T-9th
Relief Appearances			Katelynn Howser	3	T-9th
Kierstyn White	58	2nd	Wild Pitches		
Strikeouts			Kierstyn White	30	3rd
Audrey Broyles	271	12th	Katelynn Howser	17	T-12th
Strikeouts Per 7 Innings Pitched			Hit Batters		
Audrey Broyles	5.20	8th	Audrey Broyles	28	T-4th
			Kierstyn White	15	13th

Gamecock Lineup By Position

Date	Opponent	W/L	C	1B	2B	3B	SS	LF	CF	RF	DP	P
2/10	Tennessee State	L	Gonzales	Brossart	Hathorn	Childs	Garcia	Westfall	Lackey	Milks	Hawkins	White
2/11	Western Kentucky	W	Gonzales	Brossart	Hathorn	Childs	Garcia	Westfall	Lackey	Milks	Hawkins	Broyles
2/11	Winthrop	W	Lawrence	Brossart	Hathorn	Childs	Garcia	Westfall	Lackey	Milks	Hawkins	Broyles
2/12	Cleveland State	W	Gonzales	Brossart	Hathorn	Childs	Garcia	Westfall	Lackey	Milks	Hawkins	White
2/17	vs. Providence	W	Gonzales	Brossart	Hathorn	Childs	Garcia	Westfall	Lackey	Milks	Hawkins	Howser
2/18	vs. Illinois-Chicago	W	Lawrence	Brossart	Hathorn	Childs	Garcia	Westfall	Lackey	Milks	Hawkins	White
2/18	at Florida International	L	Gonzales	Brossart	Hathorn	Childs	Garcia	Westfall	Lackey	Milks	Hawkins	Broyles
2/19	vs. Jacksonville	L	Rother	Lawrence	Hathorn	Childs	Garcia	Westfall	Lackey	Hawkins	Yeske	Howser
2/19	vs. Villanova	W	Lawrence	Brossart	Hathorn	Childs	Garcia	Westfall	Lackey	Hawkins	Rother	White
2/22	Winthrop	W	Gonzales	Brossart	Hathorn	Childs	Garcia	Westfall	Lackey	Milks	Hawkins	Broyles
2/25	Appalachian State	W	Lawrence	Brossart	Hathorn	Childs	Garcia	Westfall	Lackey	Milks	Hawkins	White
2/25	Presbyterian	W	Gonzales	Brossart	Hathorn	Childs	Garcia	Westfall	Lackey	Milks	Rother	Howser
2/26	George Washington	W	Gonzales	Brossart	Hathorn	Childs	Garcia	Westfall	Lackey	Milks	Hawkins	White
2/28	Charleston Southern	L	Lawrence	Brossart	Hathorn	Childs	Garcia	Westfall	Lackey	Milks	Hawkins	White
2/28	Charleston Southern	W	Gonzales	Brossart	Hathorn	Childs	Garcia	Westfall	Lackey	Hawkins	Rother	Howser
2/29	at Charlotte	W	Gonzales	Brossart	Hathorn	Childs	Garcia	Westfall	Lackey	Hawkins	Rother	White
3/2	vs. Portland State	W	Gonzales	Brossart	Hathorn	Childs	Garcia	Westfall	Lackey	Hawkins	Jackson	Broyles
3/2	vs. Maine	W	Gonzales	Brossart	Hathorn	Childs	Garcia	Westfall	Lackey	Hawkins	Rother	White
3/3	at UC Riverside	W	Gonzales	Brossart	Hathorn	Childs	Garcia	Westfall	Lackey	Hawkins	Rother	Howser
3/4	vs. UC Davis	W	Gonzales	Brossart	Hathorn	Childs	Garcia	Westfall	Lackey	Hawkins	Rother	Broyles
3/7	at Coastal Carolina	L	Gonzales	Brossart	Hathorn	Childs	Garcia	Westfall	Lackey	Hawkins	Rother	Howser
3/7	at Coastal Carolina	L	Gonzales	Brossart	Hathorn	Childs	Garcia	Westfall	Lackey	Hawkins	Rother	White
3/9	Arkansas	L	Gonzales	Brossart	Hathorn	Childs	Garcia	Westfall	Lackey	Hawkins	Jackson	Broyles
3/10	Arkansas	W	Gonzales	Brossart	Hathorn	Childs	Garcia	Westfall	Lackey	Hawkins	Jackson	Howser
3/11	Arkansas	W	Gonzales	Brossart	Hathorn	Childs	Garcia	Westfall	Lackey	Hawkins	Jackson	White
3/13	Mississippi State	L	Gonzales	Brossart	Hathorn	Childs	Garcia	Westfall	Lackey	Hawkins	Jackson	Howser
3/13	Mississippi State	L	Lawrence	Brossart	Hathorn	Childs	Garcia	Westfall	Lackey	Hawkins	Jackson	White
3/14	Charlotte	W	Gonzales	Lawrence	Hathorn	Childs	Garcia	Westfall	Lackey	Hawkins	Jackson	White
3/16	at No. 4/4 Florida	L	Gonzales	Lawrence	Hathorn	Childs	Garcia	Westfall	Lackey	Hawkins	Jackson	Howser
3/17	at No. 4/4 Florida	L	Gonzales	Lawrence	Hathorn	Childs	Garcia	Westfall	Lackey	Hawkins	Jackson	Broyles
3/18	at No. 4/4 Florida	L	Gonzales	Brossart	Hathorn	Childs	Garcia	Westfall	Lackey	Hawkins	Jackson	Howser
3/21	at No. 24/25 N. Carolina	L	Lawrence	Brossart	Hathorn	Childs	Garcia	Westfall	Lackey	Hawkins	Jackson	Broyles
3/23	LSU	L	Lawrence	Brossart	Hathorn	Childs	Garcia	Westfall	Lackey	Hawkins	Jackson	White
3/24	LSU	L	Lawrence	Brossart	Hathorn	Childs	Garcia	Westfall	Lackey	Hawkins	Jackson	Broyles
3/25	LSU	L	Lawrence	Brossart	Hathorn	Childs	Garcia	Westfall	Lackey	Milks	Jackson	Howser
3/28	at Winthrop	W	Gonzales	Brossart	Hathorn	Childs	Garcia	Westfall	Lackey	Hawkins	Jackson	Struett
3/31	Longwood	W	Gonzales	Brossart	Hathorn	Childs	Garcia	Westfall	Lackey	Hawkins	Struett	Broyles
3/31	Longwood	W	Gonzales	Brossart	Hathorn	Childs	Garcia	Westfall	Lackey	Hawkins	Jackson	Struett
4/6	at Kentucky	W	Gonzales	Brossart	Hathorn	Childs	Garcia	Westfall	Lackey	Hawkins	Jackson	Broyles
4/7	at Kentucky	L	Gonzales	Brossart	Hathorn	Childs	Garcia	Westfall	Lackey	Hawkins	Jackson	Howser
4/8	at Kentucky	L	Gonzales	Brossart	Hathorn	Childs	Garcia	Westfall	Lackey	Hawkins	Jackson	Broyles
4/11	at No. 11/11 Georgia	L	Gonzales	Brossart	Hathorn	Childs	Garcia	Westfall	Lackey	Hawkins	Struett	White
4/11	at No. 11/11 Georgia	L	Gonzales	Brossart	Hathorn	Childs	Garcia	Westfall	Lackey	Hawkins	Jackson	Howser
4/13	at No. 2/2 Alabama	L	Gonzales	Brossart	Hathorn	Childs	Garcia	Westfall	Lackey	Hawkins	Struett	White
4/14	at No. 2/2 Alabama	L	Gonzales	Lawrence	Hathorn	Childs	Garcia	Westfall	Lackey	Hawkins	Jackson	Broyles
4/15	at No. 2/2 Alabama	L	Gonzales	Brossart	Hathorn	Childs	Garcia	Westfall	Lackey	Hawkins	Jackson	Howser
4/20	No. 8/7 Tennessee											
4/21	No. 8/7 Tennessee											
4/22	No. 8/7 Tennessee											
4/27	Auburn											
4/28	Auburn											
4/29	Auburn											
5/4	Mississippi											
5/5	Mississippi											
5/6	Mississippi											

Current Gamecocks in South Carolina's Single Top 10 Lists

HITTING CATEGORY	Stat	Rank	HITTING CATEGORY	Stat	Rank	HITTING CATEGORY	Stat	Rank
Batting Average			Doubles Per Game			On-Base Percentage		
Lauren Lackey	.407	6th	Kaitlin Westfall	0.33	2nd	Samie Garcia	.461	7th
Samie Garcia	.393	9th						
Runs Per Game			Home Runs			Slugging Percentage		
Samie Garcia	0.85	4th	Evan Childs	10	T-2nd	Samie Garcia	.621	6th
			Samie Garcia	7	T-10th			
Hits Per Game			Chelsea Hawkins	7	T-10th	RBI Per Game		
Samie Garcia	1.24	8th				Evan Childs	0.78	5th
Doubles			Home Runs Per Game			Stolen Base Percentage		
Kaitlin Westfall	15	T-10th	Evan Childs	0.22	1st	Lauren Lackey	1.000 (10-10)	T-1st
			Chelsea Hawkins	0.16	4th			
			Samie Garcia	0.15	5th			

Gamecock Lineup By Batting Order

Date	Opponent	W/L	1	2	3	4	5	6	7	8	9
2/10	Tennessee State	L	Garcia	Milks	Westfall	Childs	Brossart	Hathorn	Hawkins	Gonzales	Lackey
2/11	Western Kentucky	W	Garcia	Milks	Westfall	Childs	Hathorn	Brossart	Hawkins	Gonzales	Lackey
2/11	Winthrop	W	Garcia	Milks	Westfall	Childs	Hathorn	Brossart	Hawkins	Lawrence	Lackey
2/12	Cleveland State	W	Garcia	Milks	Westfall	Childs	Hathorn	Brossart	Hawkins	Gonzales	Lackey
2/17	vs. Providence	W	Garcia	Milks	Westfall	Childs	Hathorn	Brossart	Hawkins	Gonzales	Lackey
2/18	vs. Illinois-Chicago	W	Garcia	Milks	Westfall	Childs	Hathorn	Brossart	Hawkins	Lawrence	Lackey
2/18	at Florida International	L	Garcia	Milks	Westfall	Childs	Hathorn	Brossart	Hawkins	Gonzales	Lackey
2/19	vs. Jacksonville	L	Garcia	Childs	Westfall	Rother	Hathorn	Hawkins	Lawrence	Yeske	Lackey
2/19	vs. Villanova	W	Garcia	Lackey	Westfall	Childs	Hathorn	Hawkins	Rother	Lawrence	Brossart
2/22	Winthrop	W	Garcia	Lackey	Westfall	Childs	Hathorn	Hawkins	Brossart	Gonzales	Milks
2/25	Appalachian State	W	Garcia	Lackey	Westfall	Childs	Hathorn	Hawkins	Brossart	Lawrence	Milks
2/25	Presbyterian	W	Garcia	Lackey	Westfall	Childs	Hathorn	Rother	Brossart	Gonzales	Milks
2/26	George Washington	W	Garcia	Lackey	Westfall	Childs	Hathorn	Hawkins	Brossart	Gonzales	Milks
2/28	Charleston Southern	L	Garcia	Lackey	Westfall	Childs	Hathorn	Hawkins	Brossart	Lawrence	Milks
2/28	Charleston Southern	W	Garcia	Lackey	Westfall	Childs	Hathorn	Hawkins	Rother	Gonzales	Brossart
2/29	at Charlotte	W	Garcia	Lackey	Westfall	Childs	Hathorn	Hawkins	Rother	Gonzales	Brossart
3/2	vs. Portland State	W	Garcia	Lackey	Westfall	Childs	Hathorn	Hawkins	Jackson	Gonzales	Brossart
3/2	vs. Maine	W	Garcia	Lackey	Westfall	Childs	Hathorn	Hawkins	Rother	Gonzales	Brossart
3/3	at UC Riverside	W	Garcia	Lackey	Westfall	Childs	Hathorn	Hawkins	Rother	Gonzales	Brossart
3/4	vs. UC Davis	W	Garcia	Lackey	Westfall	Childs	Hathorn	Hawkins	Rother	Gonzales	Brossart
3/7	at Coastal Carolina	L	Garcia	Lackey	Westfall	Childs	Hathorn	Hawkins	Rother	Gonzales	Brossart
3/7	at Coastal Carolina	L	Garcia	Lackey	Westfall	Childs	Hathorn	Hawkins	Rother	Gonzales	Brossart
3/9	Arkansas	L	Garcia	Lackey	Westfall	Childs	Hathorn	Hawkins	Jackson	Gonzales	Brossart
3/10	Arkansas	W	Garcia	Lackey	Westfall	Childs	Hawkins	Hathorn	Jackson	Gonzales	Brossart
3/11	Arkansas	W	Garcia	Lackey	Westfall	Childs	Hawkins	Hathorn	Jackson	Gonzales	Brossart
3/13	Mississippi State	L	Garcia	Lackey	Westfall	Childs	Hawkins	Hathorn	Jackson	Gonzales	Brossart
3/13	Mississippi State	L	Garcia	Lackey	Westfall	Childs	Hawkins	Hathorn	Jackson	Lawrence	Brossart
3/14	Charlotte	W	Garcia	Lackey	Westfall	Childs	Hawkins	Hathorn	Jackson	Gonzales	Lawrence
3/16	at No. 4/4 Florida	L	Garcia	Lackey	Westfall	Childs	Hawkins	Hathorn	Jackson	Gonzales	Lawrence
3/17	at No. 4/4 Florida	L	Garcia	Lackey	Westfall	Childs	Hawkins	Hathorn	Jackson	Gonzales	Lawrence
3/18	at No. 4/4 Florida	L	Garcia	Lackey	Childs	Hawkins	Jackson	Hathorn	Westfall	Gonzales	Brossart
3/21	at No. 24/25 N. Carolina	L	Garcia	Lackey	Childs	Jackson	Hathorn	Westfall	Hawkins	Brossart	Lawrence
3/23	LSU	L	Garcia	Lackey	Childs	Jackson	Westfall	Hathorn	Hawkins	Brossart	Lawrence
3/24	LSU	L	Garcia	Lackey	Childs	Jackson	Westfall	Hathorn	Hawkins	Brossart	Lawrence
3/25	LSU	L	Garcia	Lackey	Childs	Jackson	Hathorn	Westfall	Milks	Brossart	Lawrence
3/28	at Winthrop	W	Garcia	Lackey	Childs	Hathorn	Westfall	Jackson	Hawkins	Gonzales	Struett
3/31	Longwood	W	Garcia	Lackey	Childs	Hathorn	Westfall	Hawkins	Gonzales	Brossart	Struett
3/31	Longwood	W	Garcia	Lackey	Childs	Hathorn	Westfall	Hawkins	Jackson	Gonzales	Struett
4/6	at Kentucky	W	Garcia	Lackey	Childs	Hathorn	Westfall	Jackson	Hawkins	Brossart	Gonzales
4/7	at Kentucky	L	Garcia	Lackey	Childs	Hathorn	Westfall	Jackson	Hawkins	Brossart	Gonzales
4/8	at Kentucky	L	Garcia	Lackey	Childs	Hathorn	Westfall	Jackson	Hawkins	Brossart	Gonzales
4/11	at No. 11/11 Georgia	L	Garcia	Lackey	Childs	Hathorn	Westfall	Hawkins	Struett	Brossart	Gonzales
4/11	at No. 11/11 Georgia	L	Garcia	Lackey	Westfall	Hathorn	Childs	Hawkins	Jackson	Brossart	Gonzales
4/13	at No. 2/2 Alabama	L	Garcia	Lackey	Westfall	Hathorn	Hawkins	Childs	Struett	Brossart	Gonzales
4/14	at No. 2/2 Alabama	L	Garcia	Lackey	Westfall	Hathorn	Hawkins	Childs	Jackson	Lawrence	Gonzales
4/15	at No. 2/2 Alabama	L	Garcia	Lackey	Westfall	Hathorn	Hawkins	Childs	Jackson	Brossart	Gonzales
4/20	No. 8/7 Tennessee										
4/21	No. 8/7 Tennessee										
4/22	No. 8/7 Tennessee										
4/27	Auburn										
4/28	Auburn										
4/29	Auburn										
5/4	Mississippi										
5/5	Mississippi										
5/6	Mississippi										

Current Gamecocks in South Carolina's Single Top 10 Lists (cont.)

HITTING CATEGORY	Stat	Rank	PITCHING CATEGORY	Stat	Rank
Hit by Pitches			Relief Appearances		
Samie Garcia	6	T-6th	Katelynn Howser	16	T-7th
Kaitlin Westfall	6	T-6th			
			Saves		
			Katelynn Howser	3	T-9th
			Wild Pitches		
			Katelynn Howser	17	1st

#1 - Molly Brossart

1B - R/R - 5-8 - Sr. - Tucson, Ariz.

- All 41 starts have come at first base
- 2-for-3 with two runs and two RBI vs. Villanova (2/19)



PROFILE



GBG STATS

2012	Game Highs	Career
4, 2x, last at UC Riverside 3/3	AB	5, vs. Providence, 3/5/11
2, 2x, last vs. Villanova 2/19	R	Same
2 vs. Villanova 2/19	H	3, at Longwood-2, 4/9/11
2, 3x, last at Kentucky 4/6	RBI	3, at USC Upstate, 4/13/11
1 vs. Arkansas 3/9	2B	1, 6x, last vs. Arkansas 3/9/12
N/A	3B	N/A
1, 2x, last at Kentucky 4/6	HR	1, 5x, last at Kentucky 4/6/12
2 vs. Cleveland State 2/12	BB	2, 4x, last vs. Cleveland State 2/12/12
1 vs. Providence 2/17	SB	Same

Brossart's Season-By-Season Batting Statistics

Year	Avg.	GP	GS	AB	R	H	2B	3B	HR	RBI	TB	SLG	BB	HBP	K	GDP	OBP	SF	SH	SB-ATT	PO	A	E	FLD%
2011	.212	49	44	113	3	24	5	0	3	18	38	.336	22	5	27	0	.357	3	4	0-0	287	10	4	.987
2012	.210	41	41	81	9	17	1	0	2	9	24	.296	11	1	17	0	.309	1	4	1-1	213	2	1	.995
TOTAL	.211	90	85	194	12	41	6	0	5	27	62	.320	33	6	44	0	.338	4	8	1-1	500	12	5	.990

#4 - Lauren Lackey

OF - L/R - 5-6 - Sr. - Lake Elsinore, Calif.

- Leads team with 10 stolen bases and five triples
- Tripled in consecutive games at FIU (2/19)
- Posted career-best 14-game hitting streak (3/2-3/18)



PROFILE



GBG STATS

2012	Game Highs	Career
4, 13x, last at No. 2/2 Alabama 4/14	AB	5, 2x, last vs. Loyola, 2/27/10
3 vs. Villanova 2/19	R	3, vs. Mississippi, 3/11/11
3 vs. Presbyterian 2/25	H	3, 5x, last vs. Presbyterian 2/25/12
3, 2x, last at UC Riverside 3/3	RBI	3, 5x, last at UC Riverside 3/3/12
1, 3x, last at No. 4 Florida 3/18	2B	1, 10x, last at No. 4 Florida 3/18/12
1, 5x, last at Kentucky 4/8	3B	1, 10x, last at Kentucky 4/8/12
N/A	HR	1 vs. Georgetown, 2/18/11
1, 8x, last at Kentucky 4/6	BB	2 vs. North Florida, 2/14/09
2, 2x, last at Winthrop 3/28	SB	2, 4x, last at Winthrop 3/28/12

Lackey's Season-By-Season Batting Statistics

Year	Avg.	GP	GS	AB	R	H	2B	3B	HR	RBI	TB	SLG	BB	HBP	K	GDP	OBP	SF	SH	SB-ATT	PO	A	E	FLD%
2009	.212	41	38	99	10	21	3	0	0	5	24	.242	10	3	20	0	.301	1	7	2-4	42	2	1	.978
2010	.229	51	51	140	17	32	3	1	0	8	37	.264	11	3	25	0	.297	1	7	0-2	54	7	1	.984
2011	.350	56	56	140	26	49	2	4	1	12	62	.443	7	2	26	0	.387	1	2	15-15	82	4	1	.989
2012	.407	46	46	135	25	55	3	5	0	18	68	.504	8	0	16	0	.441	0	6	10-10	60	3	1	.984
TOTAL	.305	194	191	514	78	157	11	10	1	43	191	.372	36	8	87	0	.358	3	22	27-31	238	16	4	.984

#9 - Kristen Struett

OF/P - R/R - 5-7 - Fr. - Westminster, Calif.

- Picked up her first career hit vs. LSU (3/25)
- Won her first start and hit her first career HR at Winthrop (3/28)



PROFILE



GBG STATS

2012	Game Highs - Hitting	Career
3, 3x, last at No. 11 Georgia-1 4/11	AB	Same
2 at Winthrop 3/28	R	Same
2, 2x, last vs. Longwood-1 3/31	H	Same
4 at Winthrop 3/28	RBI	Same
N/A	2B	Same
N/A	3B	Same
1 at Winthrop 3/28	HR	Same
1 at No. 2/2 Alabama 4/15	BB	Same
N/A	SB	Same

2012	Game Highs - Pitching	Career
5.0 at Winthrop 3/28	IP	Same
1, 3x, last at No. 2/2 Alabama 4/15	K	Same
5, 2x, last at No. 2/2 Alabama 4/15	H	Same
8 at No. 2/2 Alabama 4/15	R	Same
8 at No. 2/2 Alabama 4/15	ER	Same
6 vs. Longwood-2 3/31	BB	Same

Struett's Season-By-Season Batting Statistics

Year	Avg.	GP	GS	AB	R	H	2B	3B	HR	RBI	TB	SLG	BB	HBP	K	GDP	OBP	SF	SH	SB-ATT	PO	A	E	FLD%
2012	.412	10	5	17	3	7	0	0	1	4	10	.588	1	0	4	0	.444	0	0	0-0	1	2	1	.750

Struett's Season-By-Season Pitching Statistics

Year	ERA	W	L	App	GS	CG	SHO	CBO	SV	IP	H	R	ER	BB	SO	2B	3B	HR	BF	B/Avg	WP	HBP	Ill.	SFA	SHA
2012	7.11	2	1	7	2	1	0	0	0	20.2	25	23	21	22	3	5	0	3	109	.313	4	2	0	3	2

#10 - Chelsea Hawkins
OF - R/R - 5-6 - So. - Piedmont, S.C.

- Third on the team with 12 multi-hit games
- Also second in RBI and slugging percentage
- Had a pair of doubles in game two at No. 11/11 Georgia (4/11)
- Went 3-for-4 with two runs scored vs. Arkansas (3/10)



2012	Game Highs	Career
4, 10x, last vs. Longwood-2 3/31	AB 4, 11x, last vs. Longwood-2, 3/31/12	
2, 2x, last vs. Arkansas 3/10	R Same	
3, 2x, last vs. Arkansas 3/10	H Same	
4, vs. Winthrop 2/11	RBI Same	
2 at No. 11 Georgia-2 4/11	2B Same	
N/A	3B N/A	
1, 7x, last at No. 2/2 Alabama 4/15	HR 1, 8x, last at No. 2/2 Alabama 4/15/12	
1, 8x, last at No. 2/2 Alabama 4/14	BB 2, 2x, last vs. Stony Brook, 3/6/11	
1, 2x, last vs. George Washington 2/26	SB Same	

Year	Avg.	GP	GS	AB	R	H	2B	3B	HR	RBI	TB	SLG	BB	HBP	K	GDP	OBP	SF	SH	SB-ATT	PO	A	E	FLD%
2011	.179	24	10	39	3	7	1	0	1	1	11	.282	5	0	15	0	.273	0	1	0-1	9	2	0	1.000
2012	.333	44	44	129	17	43	11	0	7	29	75	.581	8	1	32	0	.377	0	0	2-2	25	1	1	.963
TOTAL	.298	68	54	168	20	50	12	0	8	30	86	.512	13	1	47	0	.352	0	1	2-3	34	3	1	.974

#11 - Evan Childs
IF - R/R - 5-10 - Sr. - Conway, S.C.

- Leads the team in multi-RBI games (10)
- Hit 2 HR, including walkoff shot, vs. Arkansas (3/11)
- Went 4-for-4 with two doubles and a homer in the win over Cleveland State (2/12)



2012	Game Highs	Career
5 at Charlotte 2/29	AB 5, 4x, last at Charlotte 2/29/12	
2, 9x, last at Kentucky 4/6	R 2, 13x, last at Kentucky 4/6/12	
4 vs. Cleveland State 2/12	H Same	
4, 2x, last vs. Arkansas 3/11	RBI 4, 4x, last vs. Arkansas 3/11/12	
2 vs. Cleveland State 2/12	2B 3, vs. Longwood-2 2/16/10	
N/A	3B 1, 2x, last vs. Stony Brook 3/6/11	
2 vs. Arkansas 3/11	HR 2, 2x, last vs. Arkansas 3/11/12	
2 vs. Winthrop 2/22	BB 2, 3x, last vs. Winthrop 2/22/12	
1, 7x, last at No. 2/2 Alabama 4/14	SB 1, 16x, last at No. 2/2 Alabama 4/14/12	

Year	Avg.	GP	GS	AB	R	H	2B	3B	HR	RBI	TB	SLG	BB	HBP	K	GDP	OBP	SF	SH	SB-ATT	PO	A	E	FLD%
2009	.180	44	42	128	17	23	4	0	4	17	39	.305	10	2	34	0	.250	0	2	3-3	93	79	11	.940
2010	.208	50	47	125	15	26	9	1	0	17	37	.296	15	2	42	0	.299	2	1	1-1	90	80	19	.899
2011	.227	51	40	119	16	27	4	1	2	10	39	.328	4	3	20	1	.268	1	4	5-6	56	89	16	.901
2012	.295	46	46	132	31	39	6	0	10	36	75	.568	14	5	25	0	.379	2	3	7-7	70	78	11	.931
TOTAL	.228	191	175	504	79	115	23	2	16	80	190	.377	43	12	121	1	.301	5	10	16-17	309	326	57	.918

#12 - Samie Garcia
IF - L/L - 5-6 - Jr. - Downey, Calif.

- Among the SEC top 15 in many categories
- Tops the team in slugging and on-base percentage
- Had two homers at Kentucky (4/8)
- Posted the longest hitting streak (21 games) at South Carolina since 1999



2012	Game Highs	Career
5 vs. Winthrop 2/11	AB 5, 2x, last vs. Winthrop 2/11/12	
3, 4x, last at Kentucky 4/8	R Same	
4 vs. Presbyterian 2/25	H 4, 2x, last vs. Presbyterian 2/25/12	
4 vs. Providence 2/17	RBI Same	
1, 8x, last at No. 11 Georgia-1 4/11	2B 1, 14x, last vs. Arkansas 3/11/12	
1, 2x, last vs. Charlotte 3/14	3B 1, 5x, last vs. Charlotte 3/13/12	
2 at Kentucky 4/8	HR Same	
2 at Kentucky 4/8	BB 2, 2x, last at Kentucky 4/8/12	
1, 10x, last vs. Longwood-2 3/31	SB 2, 2x, last vs. Charleston Southern 4/5/11	

Year	Avg.	GP	GS	AB	R	H	2B	3B	HR	RBI	TB	SLG	BB	HBP	K	GDP	OBP	SF	SH	SB-ATT	PO	A	E	FLD%
2011	.332	56	56	184	31	61	7	3	3	20	83	.451	16	6	13	0	.403	0	8	15-20	84	116	17	.922
2012	.393	46	46	145	39	57	8	2	7	27	90	.621	13	6	11	1	.461	1	3	10-15	69	69	11	.926
TOTAL	.359	102	102	329	70	118	15	5	10	47	173	.526	29	12	24	1	.429	1	11	25-35	153	185	28	.923

#13 - Kelley Dillon
IF - R/R - 5-7 - Sr. - Hanahan, S.C.

- Offseason shoulder surgery may cost her the year



2012	Game Highs	South Carolina
N/A	AB 4 (4x, last vs. Winthrop, 5/4/11)	
N/A	R 2 (vs. Georgetown, 2/18/11)	
N/A	H 2 (3x, last vs. Winthrop, 5/4/11)	
N/A	RBI 1 (4x, last vs. Winthrop, 5/4/11)	
N/A	2B 1 (3x, last vs. Elon-1, 2/26/11)	
N/A	3B 1 (at Longwood-2, 4/9/11)	
N/A	HR N/A	
N/A	BB 2 (at Winthrop, 3/2/11)	
N/A	SB 1 (2x, last vs. Michigan State, 2/20/11)	

Year	Avg.	GP	GS	AB	R	H	2B	3B	HR	RBI	TB	SLG	BB	HBP	K	GDP	OBP	SF	SH	SB-ATT	PO	A	E	FLD%
2011	.171	29	26	70	10	12	3	1	0	4	17	.243	7	1	19	1	.253	1	2	2-2	50	31	4	.953
2012																								
TOTAL	.171	29	26	70	10	12	3	1	0	4	17	.243	7	1	19	1	.253	1	2	2-2	50	31	4	.953

#14 - Kylie Morin
IF - L/R - 5-7 - Sr. - Salem, Ore.

- Used as a pinch runner in 28 games
- 4-for-5 in stolen-base tries



PROFILE

GBG STATS

2012	Game Highs	Career
1 vs. Charleston Southern-2 2/28	AB3	vs. Georgetown, 2/18/11
1, 10x, last at Winthrop 3/28	R1, 23x, last at Winthrop 3/28/12	
N/A	H	Same
N/A	RBI	Same
N/A	2B	Same
N/A	3B	Same
N/A	HR	Same
N/A	BB	Same
1, 4x, last vs. Charleston So.-2 2/28	SB ...1, 10x, last vs. Charleston So.-2 2/28/12	

Year	Avg.	GP	GS	AB	R	H	2B	3B	HR	RBI	TB	SLG	BB	HBP	K	GDP	OBP	SF	SH	SB-ATT	PO	A	E	FLD%
2011	.000	42	2	3	13	0	0	0	0	0	0	.000	0	0	0	0	.000	0	0	6-9	0	0	0	.000
2012	.000	29	0	1	10	0	0	0	0	0	0	.000	0	0	0	0	.000	0	0	4-5	0	0	0	.000
TOTAL	.000	71	2	4	23	0	0	0	0	0	0	.000	0	0	0	0	.000	0	0	10-14	0	0	0	.000

#15 - Lacey Rother
C/1B - R/R - 5-11 - Fr. - Long Beach, Calif.

- Sixth on the team with 10 walks
- Hit her first homer in Maine (3/2) win



PROFILE

GBG STATS

2012	Game Highs	Career
3, 4x, last at Coastal Carolina-1 3/7	AB	Same
1 vs. Maine 3/2	R	Same
2 vs. Maine 3/2	H	Same
3 vs. Maine 3/2	RBI	Same
N/A	2B	Same
N/A	3B	Same
1 vs. Maine 3/2	HR	Same
2 at UC Riverside 3/3	BB	Same
N/A	SB	Same

Year	Avg.	GP	GS	AB	R	H	2B	3B	HR	RBI	TB	SLG	BB	HBP	K	GDP	OBP	SF	SH	SB-ATT	PO	A	E	FLD%
2012	.233	25	10	30	1	7	0	0	1	6	10	.333	10	1	6	1	.439	0	0	0-0	2	0	0	1.000

#16 - Sam Arbaugh
IF - R/R - 5-1 - Sr. - Aiken, S.C.

- Had a pinch hit at Winthrop (3/28)
- Used as a pinch runner on eight occasions, scoring six times



PROFILE

GBG STATS

2012	Game Highs	Career
1, 5x, last at Winthrop 3/28	AB	4 vs. Loyola 2/27/10
1, 6x, last vs. Longwood-1 3/31	R	3 vs. Loyola 2/27/10
1 at Winthrop 3/28	H	1, 3x, last at Winthrop 3/28/12
N/A	RBI	N/A
N/A	2B	N/A
N/A	3B	N/A
N/A	HR	N/A
N/A	BB ...1, 2x, last at No. 12/10 Georgia-1, 4/24/10	
N/A	SB	N/A

Year	Avg.	GP	GS	AB	R	H	2B	3B	HR	RBI	TB	SLG	BB	HBP	K	GDP	OBP	SF	SH	SB-ATT	PO	A	E	FLD%
2009	.000	12	2	4	2	0	0	0	0	0	0	.000	0	0	2	0	.000	0	1	0-0	4	1	1	.833
2010	.061	26	19	33	4	2	0	0	0	0	2	.061	2	2	17	0	.162	0	4	0-0	36	27	10	.863
2011																								
2012	.200	13	0	5	6	1	0	0	0	0	1	.200	0	0	1	0	.200	0	0	0-0	0	1	0	1.000
TOTAL	.071	51	21	42	12	3	0	0	0	0	3	.071	2	2	20	0	.152	0	5	0-0	40	29	11	.863

#17 - Shelby Gonzales
C - R/R - 5-8 - Jr. - Moses Lake, Wash.

- Started 35 games at catcher
- Tied for third on the team in multi-RBI games (6)
- Posted a homer and three RBI at Charlotte (2/29)
- Her first career homer came vs. Presbyterian (2/25)



PROFILE

GBG STATS

2012	Game Highs	Career
4, 2x, last at Charlotte 2/29	AB	Same
2 at UC Riverside 3/3	R	Same
2, 2x, last at Charlotte 2/29	H	Same
3 at Charlotte 2/29	RBI	Same
1, 2x, last at No. 2/2 Alabama 4/15	2B	Same
N/A	3B	Same
1, 3x, last at UC Riverside 3/3	HR	Same
2, 2x, last at UC Riverside 3/3	BB	Same
N/A	SB	Same

Year	Avg.	GP	GS	AB	R	H	2B	3B	HR	RBI	TB	SLG	BB	HBP	K	GDP	OBP	SF	SH	SB-ATT	PO	A	E	FLD%
2012	.230	38	35	74	6	17	2	0	3	15	28	.378	17	3	11	0	.394	0	4	0-0	126	19	3	.980

#18 - Codee Yeske
IF - R/R - 5-8 - So. - Lexington, S.C.

- Appeared in 14 games, nine as a pinch hitter
- Posted first homer vs. Maine (3/2)
- Hit by a pitch twice and scored a run vs. Winthrop (2/11)



2012	Game Highs	Carolina
3 vs. Jacksonville 2/19	AB	Same
1, 2x, last vs. Maine 3/2	R	Same
1, 2x, last vs. Maine 3/2	H	Same
2 vs. Maine 3/2	RBI	Same
N/A	2B	Same
N/A	3B	Same
1 vs. Maine 3/2	HR	Same
1 at No. 4 Florida 3/18	BB	Same
1 at Charlotte 2/29	SB	Same

Year	Avg.	GP	GS	AB	R	H	2B	3B	HR	RBI	TB	SLG	BB	HBP	K	GDP	OBP	SF	SH	SB-ATT	PO	A	E	FLD%
2012	.133	14	1	15	2	2	0	0	1	2	5	.333	1	2	7	0	.278	0	0	1-1	2	1	1	.750

#20 - Kaitlin Westfall
OF - R/R - 5-6 - Sr. - Macon, Ga.

- Leads the SEC with 15 doubles
- 21st in NCAA stat report with 0.33 doubles per game
- Had five RBI including a grand slam vs. Longwood (3/31)
- Went 2-for-4 with a double, a triple and three RBI, including two game-tying ones, vs. Western Kentucky (2/11)



2012	Game Highs	Career
5 at Charlotte 2/29	AB	Same
3 vs. Longwood-1 3/31	R	3, 2x, last vs. Longwood-1 3/31/12
3, 2x, last at Kentucky 4/8	H	3, 4x, last at Kentucky 4/8/12
5 vs. Longwood-2, 3/31	RBI	Same
2, 2x, last vs. Villanova 2/19	2B	Same
1 vs. Western Kentucky 2/11	3B	1, 4x, last vs. Western Kentucky 2/11/12
1, 4x, last vs. Longwood-2 3/31	HR	1, 1x, last vs. Longwood-2 3/31/12
2 vs. Illinois-Chicago 2/18	BB	2, 6x, last vs. Illinois-Chicago 2/18/12
1, 3x, last vs. Charleston So.-2 2/28	SB	1, 5x, last vs. Charleston So.-2 2/28/12

Year	Avg.	GP	GS	AB	R	H	2B	3B	HR	RBI	TB	SLG	BB	HBP	K	GDP	OBP	SF	SH	SB-ATT	PO	A	E	FLD%
2009	.162	31	12	37	7	6	2	1	0	3	10	.270	0	2	12	0	.205	0	1	1-1	0	0	0	.000
2010	.176	47	40	108	8	19	6	0	2	9	31	.287	8	5	31	0	.264	0	3	0-0	50	2	0	1.000
2011	.300	53	52	150	19	45	7	2	5	27	71	.473	16	4	20	0	.378	2	6	1-3	75	8	1	.988
2012	.298	46	46	131	27	39	15	1	4	28	68	.519	18	6	25	1	.404	1	3	3-3	90	6	6	.941
TOTAL	.256	177	150	426	61	109	30	4	11	67	180	.423	42	17	88	1	.344	3	13	5-7	215	16	7	.971

#21 - Kierstyn White
P - R/R - 5-10 - Sr. - Columbia, S.C.

- Posted her first career shutout in 5-0 win over Illinois-Chicago (2/18)
- Now has seven career complete games, five this year



2012	Game Highs	Career
7.0, 4x, last vs. Charleston So.-1 2/28	IP	7.0, 5x, last vs. Charleston So.-1 2/28/12
3, 2x, last vs. Charleston So.-1 2/28	K	6 vs. Seton Hall, 3/5/11
9 vs. Appalachian State 2/25	H	13 at Kentucky-1, 4/10/10
7 at No. 2/2 Alabama 4/13	R	11 at Kentucky-1, 4/10/10
6 at No. 2/2 Alabama 4/13	ER	11 at Kentucky-1, 4/10/10
6 vs. Mississippi State-2 3/13	BB	Same

Year	ERA	W	L	App	GS	CG	SHO	CBO	SV	IP	H	R	ER	BB	SO	2B	3B	HR	BF	B/Avg	WP	HBP	III.	SFA	SHA
2009	2.69	9	4	32	9	0	0	3	3	86.0	91	44	33	36	45	11	5	3	398	.271	9	9	1	1	16
2010	8.32	0	2	18	2	1	0	0	0	37.0	79	58	44	28	19	14	1	8	218	.436	11	2	0	3	4
2011	4.30	2	3	13	4	1	0	0	0	27.2	35	24	17	18	11	2	0	3	143	.292	5	2	2	0	3
2012	5.27	6	8	26	16	5	1	0	0	79.2	101	74	60	52	21	16	3	15	405	.300	5	2	2	3	11
TOTAL	4.68	17	17	89	31	7	1	3	3	230.1	306	200	154	134	96	43	9	29	1164	.314	30	15	5	7	34

#22 - Jackie Slawson
OF - L/R - 5-8 - Sr. - Ladson, S.C.

- Pinch ran in 27 games, scoring 14 times



2012	Game Highs	Career
1, 4x, last at Kentucky 4/7	AB	3 at LSU 5/7/11
1, 12x, last at No. 11 Georgia-1 4/11	R	1, 31x, last at No. 11 Georgia-1 4/11/12
1 at Winthrop 3/28	H	1, 4x, last at Winthrop 3/28/12
N/A	RBI	N/A
N/A	2B	N/A
N/A	3B	N/A
N/A	HR	N/A
N/A	BB	N/A
1, 4x, last vs. Longwood-2 3/31	SB	1, 10x, last vs. Longwood-2 3/31/12

Year	Avg.	GP	GS	AB	R	H	2B	3B	HR	RBI	TB	SLG	BB	HBP	K	GDP	OBP	SF	SH	SB-ATT	PO	A	E	FLD%
2011	.429	43	3	7	19	3	0	0	0	0	3	.429	0	1	2	0	.500	0	0	6-13	0	0	0	.000
2012	.250	30	0	4	14	1	0	0	0	0	1	.250	0	0	1	0	.250	0	0	4-5	0	0	0	.000
TOTAL	.364	73	3	11	33	4	0	0	0	0	4	.364	0	1	3	0	.417	0	0	10-18	0	0	0	.000

#23 - Julie Sarratt
P/1B - R/R - 5-4 - So. - Gaffney, S.C.

- Offseason surgery may keep her out for 2012



PROFILE

GBG STATS

2012	Game Highs - Hitting	Career
N/A	AB .4, 3x, last vs. No. 20/16 Kentucky, 4/24/11	
N/A	R .1, 3x, last vs. Charleston Southern, 4/5/11	
N/A	H .2, 3x, last vs. Charleston Southern, 4/5/11	
N/A	RBI .2, 2x, last vs. Mississippi, 3/12/11	
N/A	2B .1, 4x, last vs. No. 20/16 Kentucky, 4/24/11	
N/A	3B	N/A
N/A	HR1, 2x, last vs. Mississippi, 3/12/11	
N/A	BB1 vs. Michigan State, 2/20/11	
N/A	SB	N/A

2011	Game Highs - Pitching	Career
N/A	IP8.1 at No. 23/24 Auburn, 3/20/11	
N/A	K9 vs. Florida Gulf Coast, 2/19/11	
N/A	H11 at No. 23/24 Auburn, 3/20/11	
N/A	R6, 2x, last at No. 11 Tennessee, 3/26/11	
N/A	ER6, 2x, last at No. 11 Tennessee, 3/26/11	
N/A	BB4, 3x, last vs. No. 5/7 Florida, 4/30/11	

Sarratt's Season-By-Season Batting Statistics																									
Year	Avg.	GP	GS	AB	R	H	2B	3B	HR	RBI	TB	SLG	BB	HBP	K	GDP	OBP	SF	SH	SB-ATT	PO	A	E	FLD%	
2011	.250	31	20	64	3	16	4	0	2	9	26	.406	1	1	20	0	.273	0	0	0-0	35	13	0	1.000	
2012	Has Not Played																								
TOTAL	.250	31	20	64	3	16	4	0	2	9	26	.406	1	1	20	0	.273	0	0	0-0	35	13	0	1.000	

Sarratt's Season-By-Season Pitching Statistics																									
Year	ERA	W	L	App	GS	CG	SHO	CBO	SV	IP	H	R	ER	BB	SO	2B	3B	HR	BF	B/Avg	WP	HBP	Ill.	SFA	SHA
2011	3.38	8	8	29	15	6	3	1	2	103.2	93	56	50	40	70	19	0	17	454	.238	1	11	0	4	9
2012	Has Not Played																								
TOTAL	3.38	8	8	29	15	6	3	1	2	103.2	93	56	50	40	70	19	0	17	454	.238	1	11	0	4	9

#24 - Dana Hathorn
IF - R/R - 5-6 - So. - Orlando, Fla.

- Fourth on the team with 11 multi-hit games
- Had the game-winning hit vs. Charlotte (3/14)
- Went 3-for-4 with a double and three runs scored at Charlotte (2/29)
- Two two-run doubles vs. Winthrop (2/22)



PROFILE

GBG STATS

2012	Game Highs	Career
4, 17x, last at No. 2/2 Alabama 4/14	AB ...4, 30x, last at No. 2/2 Alabama 4/14/12	
3 at Charlotte 2/29	R	Same
3, 2x, last at Charlotte 2/29	H3, 4x, last at Charlotte 2/29/12	
4 vs. Winthrop 2/22	RBI	Same
2 vs. Winthrop 2/22	2B	Same
1 vs. George Washington 2/26	3B .1, 2x, last vs. George Washington 2/26/12	
N/A	HR1 at Arkansas-1 4/16/11	
1, 5x, last vs. Longwood-2 3/31	BB1, 14x, last vs. Longwood-2 3/31/12	
1, 2x, last vs. Mississippi State-1 3/13	SB2, 3x, last at Arkansas 4/17/11	

Hathorn's Season-By-Season Batting Statistics																									
Year	Avg.	GP	GS	AB	R	H	2B	3B	HR	RBI	TB	SLG	BB	HBP	K	GDP	OBP	SF	SH	SB-ATT	PO	A	E	FLD%	
2011	.280	53	50	157	27	44	5	1	1	28	54	.344	9	2	15	0	.325	1	4	12-13	114	98	4	.981	
2012	.301	46	46	143	24	43	9	1	0	21	54	.378	5	5	12	0	.346	0	1	2-5	87	67	6	.963	
TOTAL	.290	99	96	300	51	87	14	2	1	49	108	.360	14	7	27	0	.335	1	5	14-18	201	165	10	.973	

#25 - Olivia Lawrence
C/IF - L/R - 5-6 - Fr. - Woodstown, N.J.

- Started 15 times (10 at C, 5 at 1B)
- Pinch-hit RBI single vs. Arkansas (3/11) pivotal in win
- Hit her first career homer at Coastal (3/7)
- Went 2-for-4 with a double and an RBI vs. Winthrop (2/11)



PROFILE

GBG STATS

2012	Game Highs	Career
4 vs. Winthrop 2/11	AB	Same
2 vs. Villanova 2/19	R	Same
2 vs. Winthrop 2/11	H	Same
2 at Coastal Carolina-2 3/7	RBI	Same
1, 2x, last vs. Charlotte 3/14	2B	Same
N/A	3B	Same
1 at Coastal Carolina-2 3/7	HR	Same
1, 6x, last vs. Longwood-2 3/31	BB	Same
N/A	SB	Same

Lawrence's Season-By-Season Batting Statistics																									
Year	Avg.	GP	GS	AB	R	H	2B	3B	HR	RBI	TB	SLG	BB	HBP	K	GDP	OBP	SF	SH	SB-ATT	PO	A	E	FLD%	
2012	.170	30	15	47	3	8	2	0	1	5	13	.277	6	0	19	0	.264	0	0	0-0	72	7	6	.929	

#30 - Kaela Jackson
OF - R/R - 5-6 - R-Sr. - Morristown, Tenn.

- Hit her second career homer at No. 2/2 Alabama (4/14)
- Bases-loaded double started the scoring in the 9-1 (5) win at Kentucky (4/6)
- Posted first career homer in Arkansas win (3/10)



2012	Game Highs	Career
4 at No. 2/2 Alabama 4/14	AB	Same
1, 4x, last at No. 2/2 Alabama 4/14	R	Same
3 at No. 2/2 Alabama 4/14	H	Same
3 at Kentucky 4/6	RBI	Same
1, 4x, last at Kentucky 4/6	2B	Same
N/A	3B	N/A
1, 2x, last at No. 2/2 Alabama 4/14	HR	Same
1, 2x, last at No. 2/2 Alabama 4/15	BB	1, 4x, last at No. 2/2 Alabama 4/15/12
N/A	SB	N/A

Year	Avg.	GP	GS	AB	R	H	2B	3B	HR	RBI	TB	SLG	BB	HBP	K	GDP	OBP	SF	SH	SB-ATT	PO	A	E	FLD%
2011	.143	9	0	7	0	1	0	0	0	2	1	.143	2	0	2	0	.333	0	0	0-0	0	0	0	.000
2012	.246	29	22	57	4	14	4	0	2	10	24	.421	2	2	18	0	.295	0	2	0-0	0	0	0	.000
TOTAL	.234	38	22	64	4	15	4	0	2	12	25	.391	4	2	20	0	.300	0	2	0-0	0	0	0	.000

#33 - Katelynn Howser
P - R/R - 5-8 - Fr. - Woodstock, Ga.

- Set a new SC mark with 17 wild pitches in a single season
- Struck out 10 (and walked 8) in win vs. Presbyterian (2/26)
- Picked up her first career win vs. Winthrop (2/11) and first save vs. Cleveland State (2/12)



2012	Game Highs	Career
7.0, 2x, last vs. Arkansas 3/10	IP	Same
10 vs. Presbyterian 2/26	K	Same
12 at No. 11 Georgia-2 4/11	H	Same
8 at No. 11 Georgia-2 4/11	R	Same
8 at No. 11 Georgia-1 4/11	ER	Same
8 vs. Presbyterian 2/26	BB	Same

Year	ERA	W	L	App	GS	CG	SHO	CBO	SV	IP	H	R	ER	BB	SO	2B	3B	HR	BF	B/Avg	WP	HBP	IP	SFA	SHA
2012	4.07	8	7	30	14	6	0	0	3	105.0	107	74	61	78	75	16	3	21	503	.264	17	8	2	7	5

#42 - Hannah Milks
OF - R/R - 5-5 - Jr. - Greenville, S.C.

- Started 13 games in right field
- Went 2-for-4 with a double and two RBI vs. Winthrop (2/11)



2012	Game Highs	Career
4, 3x, last vs. Presbyterian 2/25	AB	4, 21x, last vs. Presbyterian 2/26/12
2 at Winthrop 3/28	R	3, 2x, last vs. Michigan State 3/6/11
2, 2x, last vs. Winthrop 2/22	H	3, 4x, last at Arkansas 4/17/11
2 vs. Winthrop 2/11	RBI	4, at No. 11 Tennessee 3/27/11
1 vs. Winthrop 2/11	2B	1, 10x, last at Longwood-1 4/9/11
N/A	3B	N/A
N/A	HR	1, 3x, last at Arkansas 4/17/11
2 vs. LSU 3/23	BB	2, 3x, last vs. LSU 3/23/12
1, 7x, last vs. Longwood-2 3/31	SB	2, 2x, last vs. Mississippi 3/13/11

Year	Avg.	GP	GS	AB	R	H	2B	3B	HR	RBI	TB	SLG	BB	HBP	K	GDP	OBP	SF	SH	SB-ATT	PO	A	E	FLD%
2010	.234	46	39	107	14	25	3	0	0	5	28	.262	10	4	30	0	.322	0	5	3-5	22	47	8	.896
2011	.273	49	48	139	26	38	6	0	3	12	53	.381	11	2	20	0	.333	1	10	16-16	56	4	2	.968
2012	.152	39	13	46	17	7	1	0	0	3	8	.174	6	1	7	0	.264	0	6	8-10	28	0	0	1.000
TOTAL	.237	135	101	295	57	70	10	0	3	20	89	.302	27	7	59	0	.315	1	21	27-31	106	51	10	.940

#80 - Audrey Broyles
P - R/R - 5-10 - R-Jr. - Pembroke Pines, Fla.

- Struck out seven, matching her season high, without issuing a walk in Longwood win (3/31)
- Threw the most innings and pitches since her true sophomore season at that time in her first start of the year vs. Western Kentucky, a CG win (2/11)



2012	Game Highs	Career
8.0, 2x, last vs. Arkansas 3/9	IP	8.1 at Florida Atlantic, 2/28/10
7, 2x, last vs. Longwood-1 3/31	K	14 vs. College of Charleston, 2/7/09
9, 2x, last at Kentucky 4/8	H	10 at Arkansas, 3/11/09
8 at Kentucky 4/8	R	Same
6, 3x, last at No. 2/2 Alabama 4/14	ER	6, 6x, last at No. 2/2 Alabama 4/14/12
7, 2x, last at No. 2/2 Alabama 4/14	BB	Same

Year	ERA	W	L	App	GS	CG	SHO	CBO	SV	IP	H	R	ER	BB	SO	2B	3B	HR	BF	B/Avg	WP	HBP	Ill.	SFA	SHA
2009	2.67	10	12	33	25	9	2	3	3	144.0	148	67	55	33	130	21	3	15	612	.267	2	9	0	3	13
2010	0.99	3	3	8	7	3	2	0	0	42.1	24	12	6	9	45	5	1	1	165	.161	0	0	0	0	7
2011	3.03	6	10	24	22	4	1	1	0	99.1	82	52	43	29	55	14	3	22	417	.220	2	9	1	0	6
2012	3.46	7	7	16	14	6	0	0	0	79.0	74	51	39	43	41	11	0	11	366	.247	1	10	1	2	11
TOTAL	2.74	26	32	81	68	22	5	4	3	364.2	328	182	143	114	271	51	7	49	1560	.238	5	28	2	5	37

2012 Box Score QR Links



2/10 Tennessee St.



2/11 Western Ky.



2/11 Winthrop



2/12 Cleveland St.



2/17 Providence



2/18 Ill.-Chicago



2/18 FIU



2/19 Jacksonville



2/19 Villanova



2/22 Winthrop




2/25 App. State



2/25 Presbyterian



2/25 Geo. Wash.



2/28 Chas. So. 1




2/28 Chas. So. 2



2/29 Charlotte



3/2 Portland State



3/2 Maine



3/3 UC Riverside



3/4 UC Davis




3/7 Coastal 1



3/7 Coastal 2



3/9 Arkansas



3/10 Arkansas



3/11 Arkansas



3/13 Miss. State 1



3/13 Miss. State 2



3/14 Charlotte



3/16 Florida




3/17 Florida

2012 Box Score QR Links



3/18 Florida



3/21 North Carolina




3/23 LSU



3/24 LSU



3/25 LSU



3/28 Winthrop



3/31 Longwood 1



3/31 Longwood 2



4/6 Kentucky



4/7 Kentucky



4/8 Kentucky



4/11 Georgia 1



4/11 Georgia 2



4/13 Alabama




4/14 Alabama



4/15 Alabama



4/20 Tennessee



4/21 Tennessee



4/22 Tennessee



4/27 Auburn

4/28 Auburn

4/29 Auburn

5/4 Mississippi

5/5 Mississippi

5/6 Mississippi