

SOUTH CAROLINA WOMEN'S BASKETBALL 2017-18

Dir. of Communications/PR: Diana Koval | Office: 803.777.7977 | Cell: 314.369.6050 | Email: dkoval@mailbox.sc.edu | Twitter: @DianaKovalSID
 Website: www.GamecocksOnline.com | Twitter: @GamecockWBB | Instagram: @GamecockWBB | Facebook: @GamecockWBB | Snapchat: @GamecockWBB

Game 14 January 4, 2018 • Oxford, Miss. • The Pavilion (9,500)

Schedule/Results

Nov. 3	Coker (Exh.)	W, 116-56
Nov. 10	Alabama State (SECN+)	W, 99-31
Nov. 13	at #15/13 Maryland (ESPN2)	W, 94-86
Nov. 16	at Clemson	W, 66-36
Nov. 19	Wofford (SECN+)	W, 94-60

Gulf Coast Showcase (Estero, Fla.)

Nov. 24	vs. Rutgers	W, 78-68
Nov. 25	vs. St. John's	W, 76-58
Nov. 26	vs. #6/6 Notre Dame	L, 85-92

Nov. 30	Western Carolina (SECN+)	W, 101-43
Dec. 3	#14/16 Duke (SECN)	W, 72-52
Dec. 5	CofC (SECN+)	W, 69-43
Dec. 17	Savannah State (SECN+)	W, 99-38
Dec. 21	at Temple	W, 87-60
Dec. 31	#22/21 Texas A&M* (SECN)	W, 61-59

Jan. 4	at Ole Miss* (SECN+)	7 p.m.
Jan. 7	at Missouri* (ESPN2)	2 p.m.
Jan. 11	Auburn* (SECN+)	7 p.m.
Jan. 14	Tennessee* (ESPN2)	1 p.m.
Jan. 18	at Vanderbilt* (SECN+)	8 p.m.
Jan. 21	at Kentucky* (ESPNU)	Noon
Jan. 25	Arkansas* (SECN)	6:30 p.m.
Jan. 28	Missouri* (ESPN2)	6 p.m.
Feb. 1	UConn (ESPN)	7 p.m.
Feb. 5	at Mississippi State* (ESPN2)	7 p.m.
Feb. 8	at Alabama* (SECN)	7 p.m.
Feb. 11	Florida* (SECN)	1 p.m.
Feb. 15	at Georgia* (SECN+)	7 p.m.
Feb. 18	Kentucky* (SECN)	3 p.m.
Feb. 22	LSU* (SECN)	6:30 p.m.
Feb. 25	at Tennessee* (ESPNU/2)	12/4 p.m.

SEC Tournament (Nashville, Tenn.)

Feb. 28	First Round (SECN)
Mar. 1	Second Round (SECN)
Mar. 2	Quarterfinals (SECN)
Mar. 3	Semifinals (ESPNU)
Mar. 4	Final (ESPN2)

All Times Listed as Eastern and are subject to change

* indicates SEC Game

Television outlet listed in parentheses – SECN is SEC Network; SECN+ is SEC Network online via WatchESPN

"We Are"

Each season South Carolina head coach Dawn Staley chooses a theme for her team and its legion of fans to rally around. This season's theme of "We Are" is one that embraces the connection between her team and its fans.

The Gamecocks will employ various "We Are" statements to highlight some of their core traits throughout the season. They also invite fans to share their "We Are" statements to further illustrate how much the team is a reflection of its fans.

South Carolina Gamecocks 12-1, 1-0 SEC



Ranking: 4/5 (AP/Coaches)
Head Coach: Dawn Staley
Record at SC: 233-81 (10th)
Career Record: 405-161 (18th)
Top Scorer: A'ja Wilson (24.5)
Top Reb.: A'ja Wilson (11.2)

VS.



Ole Miss Rebels 10-4, 0-1 SEC

Ranking: -/
Head Coach: Matt Insell
Record at OM: 68-72 (5th)
Career Record: Same
Top Scorer: Muhammad (17.8)
Top Reb.: Promise Taylor (6.1)

Game Information

Tickets: \$5 General Admission

Broadcast: SEC Network+ (Seth Austin, pxp; Lindsay Roy, analyst)

Radio: 1320 AM (Brad Muller)

Live Stats: GamecocksOnline.com

Series History

South Carolina Record	Last Five	Result	Location
..... 21-17			
In Oxford 7-8	1/19/17	W, 65-46	Columbia
In Columbia 12-5	2/25/16	W, 66-45	Oxford
At Neutral Site 2-4	1/28/16	W, 81-62	Columbia
Staley Era 11-2	2/1/15	W, 77-59	Oxford
Current Streak Won 9	1/30/14	W, 99-70	Columbia












South Carolina Notables

- South Carolina is in its 44th season of women's basketball and its 10th under the tutelage of head coach Dawn Staley. The reigning national champion Gamecocks have won four straight SEC regular-season titles, three consecutive SEC Tournament crowns and played in five of the last six NCAA Sweet 16s.
- Staley has built the Gamecocks' success not on an offensive system but on a formula of playing inside-out that delivers based on efficiency. This season has continued the trend of higher scoring offenses under Staley as the Gamecocks average 83.2 points per game (19th in the nation) on 50.4 field goal shooting (6th in the nation) and score 1.15 points per possession. South Carolina's numbers in each of those three categories have increased in each of the last four seasons.
- Senior forward A'ja Wilson continues to make her claim for national player of the year honors this season as the only player in the nation to rank among the top 40 in scoring (24.5 ppg, 3rd), rebounding (11.2 rpg, 16th) and blocked shots (3.2 bpg, 8th).
- Junior guard Doniyah Cliney has embraced Staley's motto of "trust the process" throughout her career, and is reaping the rewards as a starter this season, averaging 8.2 points, 3.8 rebounds and 2.3 assists, including Sunday's career-high 16 points, which included six in the decisive fourth quarter.

Tale of the Tape

Overall	South Carolina			Ole Miss		
	SEC Rank	SEC Only	SEC Rank	SEC Only	SEC Rank	SEC Rank
83.2	3rd	61.0	10th	72.0	5th	74.6
55.8	5th	59.0	4th	73.0	11th	65.9
.504	1st	.407	7th	.418	6th	.435
.331	1st	.348	3rd	.411	10th	.371
.332	9th	.333	T-7th	.389	2nd	.341
4.8	10th	3.0	8th	7.0	11th	6.5
.335	11th	.313	6th	.381	12th	.299
.667	8th	.556	13th	.731	6th	.664
15.2		10.0		19.0		15.2
+9.7	3rd	+4.0	T-4th	-4.0	T-10th	-0.6
17.6	2nd	14.0	T-4th	14.0	T-4th	14.1
+4.2	4th	-6.0	9th	-2.0	8th	+0.6
9.8	3rd	4.0	13th	6.0	T-9th	7.4
6.8	1st	7.0	T-2nd	4.0	7th	5.6

2017-18 South Carolina Media Roster

0		Victoria Patrick 5-8 • So. • Guard • Orlando, Fla.	PPG 1.4 RPG 0.4 APG 0.7 FG% .171 FT% --	LAST 5: 2.4 ppg, 0.2 rpg, 0.8 apg NOTABLE: Solid shooting guard eager to get more minutes this season ... has played in all but one contest this season, including two games of 20+ minutes ... played in 24 games last season.	Career Highs Pts: 6 vs. Savannah St., 12/17/17 Reb: 2, 5x, at Clemson, 11/16/17 Ast: 2, 2x at Temple, 12/21/17 Stl: 2 vs. Saint Peter's, 11/22/16
1		Bianca Cuevas-Moore 5-6 • Sr. • Guard • Bronx, N.Y. <i>kuway-VAHS</i>	PPG -- RPG -- APG -- FG% -- FT% --	LAST 5: 4 pts, 4 assts, 3 stls vs. Coker NOTABLE: Will sit out season with knee injury ... speedy, crafty guard ... great spark, change of pace off bench ... on Nancy Lieberman Award Watch List (top point guard in the nation).	Career Highs Pts: 25 vs. Georgia, 1/12/17 Reb: 6, 2x, at Georgia, 1/26/17 Ast: 7 at Auburn, 1/5/17 Stl: 6 at Texas A&M, 2/23/17
4		Doniyah Cliney 6-0 • Jr. • Guard • Newark, N.J. <i>dawn-YAY CLY-nee</i>	PPG 8.2 RPG 3.8 APG 2.3 FG% .463 FT% .579	LAST 5: 7.4 ppg, 3.4 rpg, 1.8 apg NOTABLE: Athletic guard, good size ... steady development, stat stuffer who can contribute in many ways ... 5 double-figure scoring games this season, including last 2 ... 5 games of 3 or more assists.	Career Highs Pts: 16 vs. Texas A&M, 12/31/17 Reb: 9 vs. Clemson, 12/15/16 Ast: 6, 2x, vs. Kentucky, 2/2/17 Stl: 5 vs. Ala. St., 11/10/17
10		Bianca Jackson 5-10 • Fr. • Guard • Montgomery, Ala.	PPG 5.7 RPG 3.8 APG 2.5 FG% .418 FT% .875	LAST 5: 6.2 ppg, 5.6 rpg, 2.4 apg NOTABLE: Dangerous on both ends of the floor ... most minutes among SC freshmen (27.2/gm) ... scored 16 vs. Temple (Dec. 21)... named Alabama Sports Writers Association (ASWA) 5A Miss Basketball (2017).	Career Highs Pts: 16 at Temple, 12/21/17 Reb: 10 vs. CoFC, 12/5/17 Ast: 7 at Clemson, 11/16/17 Stl: 3 vs. Savannah St., 12/17/17
11		Lindsey Spann 5-6 • R-Sr. • Guard • Laurel, Md.	PPG 12.3 RPG 1.5 APG 2.5 FG% .531 FT% .778	LAST 5: 1 gm - 3 pts, 1 reb, 1 stl NOTABLE: Saw limited time vs. TAMU in return from knee sprain ... started season on fire from 3-pt range (.500) ... shot well because taking good shots ... 2nd on team in ppg, four 15+ point games.	Career Highs Pts: 31 vs. Saint Peter's, 11/13/16* Reb: 9, 2x, vs. Marshall, 12/3/16* Ast: 8, 2x, vs. Wofford, 11/19/17 Stl: 1, 6x, vs. TAMU, 12/31/17 * indicates while at Penn State
21		Mikiah Herbert Harrigan 6-2 • So. • For. • Pembroke Pines, Fla. <i>muh-KEE-uh</i>	PPG 7.6 RPG 3.5 BPG 1.2 FG% .521 FT% .774	LAST 5: 7.6 ppg, 2.4 rpg, 1.6 bpg NOTABLE: Versatile forward with skill on both ends of the court ... good mid-range game to free up drives ... looking for consistency ... 4 double-figure scoring games this season.	Career Highs Pts: 21 vs. Savannah St., 12/17/17 Reb: 10 vs. Georgia, 3/3/17 Blk: 4, 2x, vs. CoFC, 12/5/17 Stl: 2, 3x, vs. Rutgers, 11/24/17
22		A'ja Wilson 6-5 • Sr. • Forward • Hopkins, S.C. <i>A-zhub</i>	PPG 24.5 RPG 11.2 BPG 3.2 FG% .570 FT% .705	LAST 5: 24.6 ppg, 11.2 rpg, 2.8 bpg NOTABLE: Team captain ... versatile scorer still expanding range ... 3rd in nation in ppg, 16th in rpg, 8th in bpg, 5th in dbl-dbls (10) ... Lisa Leslie Award, Wooden, Wade and Naismith Watch Lists ... US Nat'l Team Pool.	Career Highs Pts: 34 vs. Notre Dame, 11/26/17 Reb: 19, 2x, vs. Stanford, 3/31/17 Blk: 8, 3x, vs. Temple, 12/21/17 Stl: 5 vs. Vanderbilt, 2/16/17
23		LaDazia Williams 6-2 • Fr. • Forward • Bradenton, Fla. <i>luh-DAY-zhub</i>	PPG 1.9 RPG 1.7 BPG 0.2 FG% .350 FT% .313	LAST 5: 1.2 ppg, 0.6 rpg, 0.2 spg NOTABLE: Can face up or score at the rim ... still finding footing at this level ... played in 11 games, 8.0 mins/game ... great game vs. Western Carolina ... top-50 recruit in Class of 2017 ... FABC 8A Player of the Year (2017).	Career Highs Pts: 11 vs. W. Carolina, 11/30/17 Reb: 8 vs. W. Carolina, 11/30/17 Blk: 2 vs. Alabama St., 11/10/17 Stl: 1 vs. W. Carolina, 11/30/17
24		LeLe Grissett 6-0 • Fr. • Forward • Durham, N.C. <i>LEE-lee grih-SET</i>	PPG 4.5 RPG 2.9 BPG 0.2 FG% .550 FT% .455	LAST 5: 4.8 ppg, 3.4 rpg, 0.8 spg NOTABLE: Lithe, versatile athlete with speed, quickness and leaping ability ... finding more offensive consistency ... 1st career start vs. Savannah St. ... near double-double at Clemson (10 pts/8 rebs).	Career Highs Pts: 10, 2x, vs. CoFC, 12/5/17 Reb: 8 at Clemson, 11/16/17 Ast: 3, 2x, vs. Sav. St., 12/17/17 Stl: 4 vs. Alabama St., 11/10/17
35		Alexis Jennings 6-2 • R-Jr. • Forward • Madison, Ala.	PPG 11.9 RPG 7.2 BPG 1.2 FG% .612 FT% .707	LAST 5: 11.8 ppg, 8.0 rpg, 1.8 bpg NOTABLE: Strong, physical presence inside ... creates great target for entry passes ... 16th in SEC in rpg, ... 7 double-digit scoring games ... 3 dbl-dbls, including 2 against ranked foes.	Career Highs Pts: 28 vs. Morehead St., 11/18/15* Reb: 13, 2x, vs. Sav. St., 12/17/17 Blk: 6 vs. Oklahoma, 3/21/16* Stl: 3, 2x, vs. Ala. St., 11/10/17 * indicates while at Kentucky
52		Tyasha Harris 5-10 • So. • Guard • Noblesville, Ind. <i>ty-A-shub</i>	PPG 10.2 RPG 2.8 APG 6.5 FG% .455 FT% .750	LAST 5: 11.0 ppg, 3.6 rpg, 8.4 apg NOTABLE: Team captain ... 1st in SEC/17th in nation in assists (6.5) and 2nd in steals ... has logged at least 5 assists in each of the last seven games, including 3 double-doubles ... Preseason Second-Team All-SEC.	Career Highs Pts: 20 at Maryland, 11/13/17 Reb: 6 vs. Florida St., 3/27/17 Ast: 12 vs. Savannah St., 12/17/17 Stl: 6, 2x, vs. Sav. St., 12/17/17

Starter **Reserve**

Based on most recent game

Quick Facts

The University

Location: Columbia, S.C.

Founded: 1801

Enrollment: 34,099

Colors: Garnet (PMS 202C) and Black

Nickname: Gamecocks

Conference: Southeastern

President: Dr. Harris Pastides

Athletics Director: Ray Tanner

Facility: Colonial Life Arena (18,000)

Coaching Staff

Head Coach: Dawn Staley

Alma Mater: Virginia, 1992

Overall Record: 405-161 (18th season)

School Record: 233-81 (10th season)

Assoc. Head Coach (Alma Mater):

Lisa Boyer (Ithaca, 1979)

Assistant Coaches (Alma Mater):

Fred Chmiel (Excelsior, 2001)

Jolette Law (Iowa, 1990)

Team Information

2016-17 Record: 33-4

Home: 15-1 Away: 10-3 Neutral: 8-0

SEC Record (Finish): 14-2 (1st)

Home: 7-1 Away: 7-1

Letterwinners Returning/Lost: 6/5

Starters Returning/Lost: 2/3

Program History

First Year of Women's Basketball: 1974-75

All-Time Record: 814-509 (44th season)

All-Time SEC Record: 181-60 (27th season)

NCAA Appearances (Last): 14 (2017)

NCAA Tournament Record: 25-13

2017 NCAA Result: National Champion, W vs. 67-

55, Mississippi State, Dallas, Texas

WNIT Appearances (Last): 4 (2011)

WNIT Record: 3-4

Media Relations

Women's Basketball Contact: Diana Koval

Office: 803.777.7977

Cell: 314.369.6050

Email: dkoval@mailbox.sc.edu

Press Row Phone: 803.777.6182

Athletics Department on the Web

Website: GamecocksOnline.com

Twitter: @GamecocksOnline

Instagram: @GamecocksOnline

Facebook: Facebook.com/GamecocksOnline

YouTube: YouTube.com/GamecocksOnline

Women's Basketball on Social Media

Twitter: @GamecockWBB

Instagram: @GamecockWBB

Facebook: @GamecockWBB

SnapChat: @GamecockWBB

Head Coach on Social Media

Twitter: @DawnStaley

Instagram: @Staley05

Current Streaks

	Total	Home	Road	Neut.
Overall	W6	W12	W4	L1
SEC	W3	W4	W1	—
Non-Conference	W5	W16	W3	L1
Ranked Teams	W2	W6	W1	L1

By the Numbers

- 1 Double-double needed by A'ja Wilson to move into a tie for fifth place in program history in career double-doubles
- 4 Gamecocks averaging double-figure points this season – Wilson (24.5), Spann (12.3), Jennings (11.9), Harris (10.2)
- 6 Points of Doniyah Cliney's career-high 16 against #22/21 Texas A&M that came in the crucial fourth quarter
- 7 Consecutive games in which sophomore guard Tyasha Harris has handed out at least five assists, during which she has a 3.8 assist-to-turnover ratio
- 21 Points needed by A'ja Wilson to tie Brantley Southers for third place in program history in career scoring

Ole Miss Series Notes

South Carolina leads the series against Ole Miss 21-17 behind nine straight wins and an 11-2 mark in the Dawn Staley era. The Gamecocks two losses since the 2008-09 season were by a combined two points.

The Gamecocks are 5-0 against Ole Miss in Oxford in the Staley era, winning by an average of 13.6 points. The last three victories over the Rebels have come by double digits, including a 66-45 decision in the last meeting at The Pavilion on Feb. 25, 2016.

South Carolina's results vs. Ole Miss since the arrival of head coach Dawn Staley:

Date	W/L	Score	Site	Rank (SC/OM)
1/19/17	W	65-46	H	5/-
2/25/16	W	66-56	A	3/-
1/28/16	W	81-62	H	2/-
2/1/15	W	77-59	A	1/-
1/30/14	W	99-70	H	7/-
2/17/13	W	62-47	A	16/-
1/26/12	W	61-43	H	-/-
3/3/11	W	62-50	N	-/-
1/16/11	W	63-58 (ot)	A	-/-
3/4/10	L	63-64	N	-/-
1/28/10	W	64-50	H	-/-
2/8/09	L	65-66	H	-/-
1/22/09	W	76-67	A	-/-

Drive for Five

The Gamecocks enter the 2017-18 season as the four-time reigning SEC regular-season champion, becoming just the second program to win four straight titles. South Carolina joined Tennessee, which claimed its fourth straight in 2001 en route to the league-record seven consecutive titles (1999-2004).

Road Ready

The Gamecocks are 241-248 all-time in true road games, including a 69-37 (.651) mark under head coach Dawn Staley. In SEC action, Staley is 43-26 (.623) through her first nine seasons at South Carolina.

SEC Stories

Head coach Dawn Staley has built the Gamecocks into a consistent SEC contender with four straight regular-season titles, shirking decades of difficulty in the nation's best women's basketball conference.

In her 10th SEC season at the helm, Staley boasts a 98-45 (.685) conference regular-season record and has finished outside the league's top five just twice – an unprecedented achievement for a program that had finished INSIDE the top five only two times in the previous 17 seasons. Staley's 98 wins include six seasons of double-digit league victories – 10 in 2012; 11 in 2013; an SEC-best 14 in 2014, 15 in 2015 and 16 in 2016; and 14 in 2017 – and account for 60.5 percent of the program's all-time 162 league wins.

Staley's SEC regular-season record includes a 54-19 (.740) mark at home and a 44-26 (.629) slate on the road.

Staying Power

South Carolina head coach Dawn Staley is in her 10th season at the helm after guiding the Gamecocks into the postseason seven times in her first nine seasons in Columbia, including the 2017 National Championship and five other Sweet 16 berths.

With a .716 (405-161) winning percentage over her 18 seasons as a head coach, Staley is 23rd among active NCAA Div. I head coaches with at least 10 years of experience and is the best among SEC head coaches.

Staley is the third-longest tenured coach currently in the SEC, and her 10.8 league wins per season is best among the group. During the Gamecocks' current four-year run as SEC champion, the program averaged 14.8 conference wins per season.

Rankings Review

South Carolina is ranked fourth in this week's Associated Press Poll, making it 101st consecutive entry for the Gamecocks in the poll – the fifth-longest active streak in the nation.

The Gamecocks have spent 77 straight weeks in the nation's top 10 and are one of just three teams to have stayed among the nation's top 10 every week since the start of the 2014-15 season. In the 66 polls since the start of the 2014-15 season, South Carolina has spent 59 in

Gamecocks in the Rankings

(Through games of 1/1)

Team	SEC	NCAA	Actual	Tyasha Harris	SEC	NCAA	Actual
Scoring Offense	3	19	83.2	Assists Per Game	1	17	6.5
Scoring Defense	5	28	55.8	Steals Per Game	2	33	2.9
Scoring Margin	2	6	+27.3	Assist-to-TO Ratio	3	34	2.6
Field Goal Percentage	1	6	.504	Alexis Jennings	SEC	NCAA	Actual
Field Goal %age Def.	1	5	.331	Points Per Game	26	—	11.9
3-Point FG %age	9	115	.332	Rebounds Per Game	14	247	7.2
3-Point FG %age Def.	11	270	.335	Field Goal Percentage	4	—	.612
3-Point FG Made/Gm.	10	268	4.8	A'ja Wilson	SEC	NCAA	Actual
Free Throw Percentage	8	231	.667	Points Per Game	1	3	24.5
Rebounding Offense	4	—	42.6	Rebounds Per Game	3	16	11.2
Rebounding Defense	4	—	32.9	Field Goal Percentage	7	34	.570
Rebounding Margin	3	24	+9.7	Blocked Shots Per Game	1	8	3.2
Assists Per Game	2	29	17.6	Off. Rebounds Per Game	8	—	3.1
Steals Per Game	3	74	9.8	Double-Doubles	2	5	10.0
Turnover Margin	4	51	+4.2				
Turnovers Per Game	—	31	13.0				
Assist-to-Turnover Ratio	2	21	1.4				
Blocked Shots Per Game	1	5	6.8				
Home Attendance Avg.	1	1	12,825				



A'JA WILSON

6-5 • Senior • F • Hopkins, S.C.

Career averages » 16.6 PPG, 8.04 RPG, 2.5 BPG

HONOR ROLL

- USA Basketball National Team Pool
- Preseason National Player of the Year (espnW)
- Two-Time Consensus First-Team All-American
- Two-Time National Player of the Year Finalist
- Two-Time SEC Player of the Year
- Three-Time First-Team All-SEC
- 2017 NCAA Final Four MOP; SEC Tourn. MVP

BY THE NUMBERS

- 2nd** » in points (1961) among active SEC players
- 3** » categories that she leads active SEC players:
rebounds (949), double-doubles (40), blocks (299)
- 8** » games of at least 25 points this season
- 13** » outings with at least five blocks
- 17.5** » points per game against ranked foes
- 34** » 20-point games
- 59** » times as the team's top scorer
- 103** » double-figure performances in 117 games
- 299** » blocked shots (school record)

WHAT THEY'RE SAYING

"A'ja Wilson is going to be a beast. When I first saw her, I was actually taken aback by her size; I didn't realize she was going to be that tall. Then, immediately I noticed how agile she was, her ability to move at that size." - Sue Bird, Guard, Seattle Storm and USA Basketball

"She is just so fiercely competitive and more aggressive and willing to play more physical. I think every part of her game has improved. She's a pretty special player. She's got a lot of intangible qualities as well." - Joanne P. McCallie, Duke Head Coach

"I see a tremendous player who has developed into somebody who is really special. She's reading the defense a lot quicker. She's very complete. I don't think there's another player in the country like her from a collegiate or pro standpoint. Her ability to dribble the basketball, consistently make outside shots, rebound the basketball on both sides of the court." - Dawn Staley, South Carolina Head Coach

the top five, trailing UConn's 66 such weeks and leading Notre Dame's 54 top-five entries.

RPI Rating

In this week's RPI, South Carolina is 12th in the nation. The Gamecocks are behind Mississippi State in RPI among SEC programs, and the league has the highest RPI in the nation behind five teams in the top 25 – Mississippi State (3), Tennessee (11), Missouri (14) and Texas A&M (22).

Tough Road Ahead

South Carolina's 2017-18 schedule includes 11 games against teams either ranked in this week's AP and/or USA Today Coaches Poll or ranked at the time of their game.

So far, the Gamecocks are 2-1 in those games – topping then-#15/13 Maryland and then-#14/16 Duke while falling to then-#6/6 Notre Dame. While not ranked at the time of its game against the Gamecocks, Rutgers is ranked #25 in this week's USA Today Coaches Poll. Only one non-conference game remains against a currently ranked opponent – #1/1 Connecticut on Feb. 1.

Including the Gamecocks at #4/5, the SEC boasts five teams in this week's rankings – Mississippi State (5/3), Tennessee (7/7), Missouri (15/15), and Texas A&M (19/19). South Carolina play Tennessee and Missouri twice this season.

All-Around A'ja

Few players in the country are more versatile than South Carolina senior forward A'ja Wilson. Averaging 24.5 points, 11.2 rebounds and 3.2 blocks, she ranks third, 16th and eighth in the nation in those categories, respectively, making her the only player in the nation to be in the top 40 of all three categories.

Only seven players in the nation are among the top 50 in both scoring and rebounding, and just two others join Wilson ranked in the top 25 of both – Megan Gustafson, Iowa (22.5/12.5) and Tanaya Atkinson, Temple (21.8/10.7).

Wilson has also responded to her head coach's challenge to expand her skill set, working hard in the off-season on ball-handling to allow her to rebound and immediately start the fast break and even run the offense from the point guard position at times and on her outside shot, of which she has hit 4-of-8 from 3-point range. The growth in her game helps both the Gamecocks, as opponents will have a more difficult time locating her for double-teaming, and Wilson's preparedness for the next step in her basketball career.

Quarter Breakdown

Through 13 games this season, South Carolina has out-scored its opponent in all but nine quarters and has out-paced its opponent by double digits 23 times in the 52 quarters, including a season-high differential of 22 points (27-5) in the first quarter against Alabama State (Nov. 10).

South Carolina has shot at least 50.0 percent from the field 31 times in its 52 quarters of action, led by a its 68.8 percent accuracy in the second quarter against Alabama State (Nov. 10).

Defensively, South Carolina has held an opponent to single digits in a quarter 13 times this season with five of those quarters resulting in five or fewer points, including a program-record low of three points by Savannah State (Dec. 17) in the third quarter. An opponent has shot to 20.0 percent or less from the field in 14 quarters, including a program-record low of 5.6 percent by College of Charleston (Dec. 5) in the second quarter.

Individually, A'ja Wilson leads the Gamecocks with nine double-digit scoring quarters and has the highest-scoring quarter this season with 18 points in the fourth against #6/6 Notre Dame (Nov. 26). Tyasha Harris, Alexis Jennings and Lindsey Spann each have one double-digit scoring quarter.

Here's a more detailed look at the quarter-by-quarter production for the Gamecocks this season:

Qtr.	SC/Opp Avg. Pts	SC/Opp FG%	Avg. Pts. Margin
1	23.5/11.5	.535/.311	+12.0
2	18.7/11.4	.467/.256	+7.3
3	21.0/15.6	.505/.379	+5.4
4	19.9/17.3	.503/.375	+2.6

Location, Location, Location

The Gamecock frontcourt simply reloaded this season, and South Carolina averages 44.0 points in the paint this season, making up 52.9 percent of its offense. In fact, 69.8 percent of the team's made field goals this season have come in the paint.

The Gamecocks are out-pacing their opponents in that space by 20.9 points per game, and their interior advantage has been at least 20 points five times, including twice with a season-high 48 – against Alabama State (Nov. 10) and Western Carolina (Nov. 30). Only one opponent has out-scored South Carolina in the paint this season – #6/6 Notre Dame (Nov. 26) 58-42 – which is also the Gamecocks' lone loss this season.

Blocking Scheme

South Carolina ranks fifth in the nation with 6.8 blocked shots per game, which is best in the SEC. While

2017-18 Double-Doubles

Tyasha Harris (3)

11/30	Western Carolina	10 pts/10 assts
12/17	Savannah State	14 pts/12 assts
12/21	at Temple	13 pts/11 assts

Alexis Jennings (3)

11/13	at Maryland	11 pts/13 rebs
12/3	Duke	21 pts/10 rebs
12/17	Savannah State	10 pts/13 rebs

A'ja Wilson (10)

11/10	Alabama State	16 pts/10 rebs
11/13	at Maryland	32 pts/12 rebs
11/16	at Clemson	19 pts/11 rebs
11/19	Wofford	16 pts/13 rebs
11/24	vs. Rutgers	33 pts/10 rebs
11/24	vs. St. John's	17 pts/17 rebs
12/3	Duke	18 pts/11 rebs
12/5	College of Charleston	26 pts/15 rebs
12/21	at Temple	28 pts/12 rebs
12/31	Texas A&M	25 pts/15 rebs

the Gamecocks have been atop this category over the last few seasons, the formula this season is slightly different.

Instead of being dominated by two Gamecocks, nine different members of the team have recorded at least one blocked shot this season with three logging double-digit blocks.

Senior forward A'ja Wilson leads the way with an SEC-best 3.2 blocks per game, which rank her eighth in the nation.

Behind Wilson, sophomore Mikiah Herbert Harrigan is 11th in the SEC with 1.23 blocks per game, and junior Alexis Jennings is just behind in 13th with 1.15.

Heart of a Champion

Despite having the sixth-best scoring margin in the nation this season (+27.3), the Gamecocks have played four games this season in which the margin was under 10 in the fourth quarter – at #15/13 Maryland (Nov. 13), vs. Rutgers (Nov. 24), vs. #6/6 Notre Dame (Nov. 26) and #22/21 Texas A&M (Dec. 31). In each of those games, fans saw senior forward A'ja Wilson step up to show why is the most impact player in the nation.

In the fourth quarter of those four games, Wilson averaged 11.8 points on 58.6 percent shooting to go with 3.0 rebounding, 1.5 block and 1.3 assist averages.

A closer look at the fourth quarters of those tight

Record Book Watch

Career Points	Gms	Pts
1. Sheila Foster (1979-82)	134	2266
2. Shannon Johnson (1993-96)	109	2230
3. Brantley Southers (1982-86)	120	1982
4. A'ja Wilson (2015-present)	118	1961
5. Jocelyn Penn (1999-2003)	117	1939

Career 20-Point Games	Gms
1. Shannon Johnson (1993-96)	57
2. Brantley Southers (1982-86)	41
Sheila Foster (1979-82)	41
4. Jocelyn Penn (1999-2003)	35
5. A'ja Wilson (2015-present)	34
Beth Hunt (1989-90)	34

Career SEC Points	Gms	Pts
1. Tiffany Mitchell (2013-16)	64	862
2. Shannon Johnson (1993-96)	44	836
3. Jocelyn Penn (1999-2003)	55	807
4. A'ja Wilson (2015-present)	47	758

Career Rebounds	Gms	Rebs
1. Sheila Foster (1979-82)	134	1427
2. Alaina Coates (2014-17)	133	1230
3. Marsha Williams (1990-93)	116	1026
4. Aleighsa Welch (2012-15)	137	956
5. A'ja Wilson (2015-present)	118	949

Career SEC Rebounds	Gms	Rebs
1. Alaina Coates (2014-17)	62	599
2. Aleighsa Welch (2012-15)	62	430
3. A'ja Wilson (2015-present)	47	389

Career Double-Doubles	Gms	DD
1. Sheila Foster (1979-82)	134	72
2. Alaina Coates (2014-17)	133	57
3. Marsha Williams (1990-93)	116	44
4. Denise Nanney (1975-77)	78	42
5. Katrina Anderson (1978-79)	71	41
6. A'ja Wilson (2015-present)	118	40

Career Blocked Shots	Gms	Blks
1. A'ja Wilson (2015-present)	118	299
2. Alaina Coates (2014-17)	133	210
3. Lakesha Tolliver (2004-07)	112	177

Free Throws Made	Gms	FTM
1. A'ja Wilson (2015-present)	118	490
2. Shannon Johnson (1993-96)	109	478
3. Martha Parker (1986-89)	124	473

Free Throw Attempts	Gms	FTA
1. A'ja Wilson (2015-present)	118	693
2. Shannon Johnson (1993-96)	109	679
3. Martha Parker (1986-89)	124	641

games:

Opp.	Margin	Pts	Rebs	Blks	Mins
#15/13 Md. (W)	+19	6	5	2	10
vs. Rutgers (W)	+7	13	2	1	10
vs. #6/6 ND (L)	-11	18	1	1	10
#22/21 TX A&M (W)	-8	10	4	2	9

As Texas A&M head coach Gary Blair said after the Gamecocks rallied to defeat the Aggies, "Give Miss Wilson a little bit of credit for wanting the ball at the end ... You just saw the best player in the country."

Sophomore Surge

Preseason All-SEC Second-Team selection Tyasha Harris is in a sophomore surge, not a slump, in her second season with the Gamecocks. Challenged by her head coach to expand her game now that "the novelty has worn off," Harris aims at blending more of the scoring prowess she showed in high school (23.5 ppg) with the unselfish court vision she displayed last season when she was 14th in the SEC with 3.2 assists per game.

So far so good for Harris' goals. She averages 10.2 points, including six double-digit scoring games, while leading the SEC in assists per game (6.5) and ranking second in the league in steals per game (2.9), both

numbers that rank among the top 35 in the nation.

With her first career double-double against Western Carolina (Nov. 30, 10 pts/10 assts), Harris became the first Staley-coached Gamecock to post a double-double with assists and the first for the program since Samone Kennedy recorded 10 points and 10 assists at Florida on Feb. 24, 2008. Harris has since added two more double-doubles - vs. Savannah State (Dec. 17, 14 pts/12 assts), at Temple (Dec. 21, 13 pts/11 assts), making her one of just three Gamecocks in the SEC era to record multiple double-doubles with assists. Cristina Ciocan leads the group with nine in her career (4 in 2002-03, 5 in 2003-04) with Shaunzinski Gortman joining the trio with two in 1999-2000.

Just Jennings

Junior transfer Alexis Jennings has strengthened the Gamecocks' frontcourt, providing a steady, physical presence in the lane. After averaging 8.9 points and 5.4 rebounds in her two seasons at Kentucky, the powerful post has elevated her play this season, posting 11.9 points and 7.2 rebounds per game to rank among the SEC's top 30 in both categories.

Jennings is fourth in the league in field goal percentage

Team Specialty Stats

South Carolina-Opponent

	Pts. in Paint	Pts. Off TOs	2nd Chance Pts	Fast Break Pts
11/10 Ala. St.	56-8	46-9	28-8	27-6
11/13 at MD	38-28	16-9	19-13	16-5
11/16 at Clem.	32-14	21-5	11-1	4-2
11/19 Wofford	50-16	13-13	18-4	26-0
11/24 vs. RU	36-28	13-13	9-11	14-15
11/25 vs. SJU	36-24	13-11	2-8	4-4
11/26 vs. ND	42-58	13-20	13-19	10-8
11/30 WCU	66-18	33-2	18-4	20-12
12/3 Duke	54-32	19-9	17-8	10-8
12/5 CofC	42-12	23-14	11-6	17-7
12/17 Sav.St.	50-16	36-2	16-9	24-2
12/21 at TU	34-18	12-4	12-24	16-10
12/31 TAM	36-28	5-13	8-14	12-17
1/4 at Miss.				
1/7 at Mizz.				
1/11 Aub.				
1/14 Tenn.				
1/18 at Vandy				
1/21 at Ky.				
1/25 Ark.				
1/28 Mizz.				
2/1 UConn				
2/5 at MSU				
2/8 at Ala.				
2/11 Fla.				
2/15 at Ga.				
2/18 Ky.				
2/22 LSU				
2/25 at Tenn.				
Season Avg.	44.0-23.1	20.2-9.5	14.0-9.9	15.4-7.4

Games Led Team In...

(Tied for team lead in each category included)

Scoring	2017-18	Career	Record	Assists	2017-18	Career	Record
A'ja Wilson	9	59	53-6	Tyasha Harris	10	26	24-2
Alexis Jennings	2	2	2-0	Donyiah Cliney	2	4	4-0
M. Herbert Harrigan	1	1	1-0	A'ja Wilson	1	6	5-1
Lindsey Spann	1	1	1-0	Bianca Jackson	1	1	1-0
				Lindsey Spann	1	1	1-0
				M. Herbert Harrigan	0	1	1-0

Rebounding	2017-18	Career	Record
A'ja Wilson	10	47	44-3
Alexis Jennings	2	2	2-0
LaDazhia Williams	1	1	1-0
Donyiah Cliney	0	3	3-0
M. Herbert Harrigan	0	1	1-0

Miscellaneous Stats

Double-Doubles	2017-18	Career	Record	10+ Rebounds	2017-18	Career	Record
A'ja Wilson	10	40	38-2	A'ja Wilson	10	41	39-2
Tyasha Harris	3	3	3-0	Alexis Jennings	3	3	3-0
Alexis Jennings	3	3	3-0	Bianca Jackson	1	1	1-0
				M. Herbert Harrigan	0	1	1-0

30+ Points	2017-18	Career	Record	5+ Assists	2017-18	Career	Record
A'ja Wilson	3	3	2-1	Tyasha Harris	8	19	17-2
				Donyiah Cliney	2	4	4-0
				A'ja Wilson	1	2	1-1
				Bianca Jackson	1	1	1-0
				Lindsey Spann	1	1	1-0
				Bianca Cuevas-Moore	0	9	9-0

20+ Points	2017-18	Career	Record	5+ Steals	2017-18	Career	Record
A'ja Wilson	8	34	31-3	Tyasha Harris	3	3	3-0
Alexis Jennings	2	2	2-0	Donyiah Cliney	1	1	1-0
M. Herbert Harrigan	1	1	1-0	A'ja Wilson	0	1	1-0
Tyasha Harris	1	1	1-0				
Lindsey Spann	1	1	1-0				

10+ Points	2017-18	Career	Record	5+ Blocks	2017-18	Career	Record
A'ja Wilson	14	103	93-10	A'ja Wilson	3	13	12-1
Alexis Jennings	9	9	8-1				
Lindsey Spann	6	6	5-1				
Tyasha Harris	6	12	12-0				
Donyiah Cliney	5	7	6-1				
M. Herbert Harrigan	4	10	10-0				
LeLe Grissett	2	2	2-0				
Bianca Jackson	1	1	1-0				
LaDazhia Williams	1	1	1-0				

2017-18 Scoring Differentials

Largest lead in a win by 68 (97-29), 4th-3:10, Alabama State, 11/10
Largest deficit overcome to win by 11 (36-44), 3rd-2:47, Texas A&M, 12/31/17
Largest lead given up in a loss by 12 (30-18), 2nd-8:53, vs. Notre Dame, 11/26
Largest deficit in a loss by 19 (61-80), 4th-6:34, vs. Notre Dame, 11/26

Starters vs. Bench Points

	SC Starters	Opp. Starters	SC Bench	Opp. Bench
11/10 Ala. St.	63	15	36	16
11/13 at MD	85	67	9	19
11/16 at Clem.	47	14	19	22
11/19 Wofford	64	54	30	6
11/24 vs. RU	73	31	5	37
11/25 vs. SJU	60	46	16	12
11/26 vs. ND	75	73	10	19
11/30 WCU	74	21	27	22
12/3 Duke	57	44	15	8
12/5 CofC	53	30	16	13
12/17 Sav.St.	53	28	46	10
12/21 at TU	78	51	9	9
12/31 TAM	58	59	3	0
1/4 at Miss.				
1/7 at Mizz.				
1/11 Aub.				
1/14 Tenn.				
1/18 at Vandy				
1/21 at Ky.				
1/25 Ark.				
1/28 Mizz.				
2/1 UConn				
2/5 at MSU				
2/8 at Ala.				
2/11 Fla.				
2/15 at Ga.				
2/18 Ky.				
2/22 LSU				
2/25 at Tenn.				
Season Avg.	64.6	41.0	18.5	14.8

(.612), 14th in the SEC in rebounding and 26th in scoring. Both her scoring and rebounding have been on full display versus ranked opponents, against which she averages 12.8 points and 8.0 rebounds. Two of her three double-doubles so far this season have come against top-15 foes in #15/13 Maryland (Nov. 13, 12 pts/13 rebs) and #14/16 Duke (Dec. 3, 21 pts/10 rebs).

Jennings has six other double-figure scoring games this season, including a 25-point outing against St. John's (Nov. 25).

Spanning the Distance

Senior transfer Lindsey Spann brings solid experience and leadership to the Gamecocks' young roster, but the biggest impact the 1,000-point scorer from Penn State will have will likely be from 3-point range.

Claiming eighth place on the Lady Lions' career made 3s list, the 5-foot-6 guard got off to a quick start from long range – leading the SEC in 3-point field goal percentage (.550) and ranking second in the league in made 3s per gam (3.1) before missing five games due to injury. Her first field goal attempt upon her return – against #22/21 Texas A&M (Dec. 31) – was a 3.

The Gamecocks will also benefit from her unselfishness as Spann is willing to move the ball to find the best shot for the offense, not necessarily herself. She is also not glued to the 3-point line, shooting 55.0 percent overall. She is second on the team at 12.3 points per game and has scored in double figures in six of the eight games she has played this season.

Utility Player

After two seasons coming off the bench, junior guard Doniyah Cliney has an established role in the starting

lineup, and the spotlight has only amplified how much more she is prepared to contribute. Staley has marked her as a “stat stuffer” because her versatility and athleticism allow her to impact the game in so many ways. Any single number may not jump off the box score, but she will contribute to nearly all of them.

So far this season, Cliney averages 8.2 points, 3.8 rebounds, 2.3 assists and 1.5 steals. She has five double-figure scoring games, including two against ranked opponents (12 vs. #6/6 Notre Dame, 16 vs. #22/21 Texas A&M) and five games of three or more assists. Defensively, she takes the assignment of the opponent's top guard.

Steady Start

The daughter of two NCAA Div. I basketball coaches, freshman guard Bianca Jackson has shown all the poise and development attributed to such progeny, even while thrust into the starting lineup just eight games into her college career.

Jackson earned that job and her 27.2 minutes per game because of her ability to deliver solid play and contribute what the team needs when it is needed. She opened her career against her mother's team, Alabama State, with eight points, six rebounds, three assists and two blocks. Jackson was steady in a hostile environment at #15/13 Maryland (Nov. 13) and handed out seven assists in the rivalry game at Clemson (Nov. 16). In her first career start, she was equally balanced with seven points, four rebounds and three assists against just one turnover. Against #14/16 Duke (Dec. 3), she embraced the role of stopper against the Blue Devils' high-scoring 3-point shooter Rebecca Greenwell, limiting her to just eight points and 0-of-2 from the 3-point line. Against College of Charleston

AP Top 25

(Jan. 1)

1.	Connecticut	11-0
2.	Notre Dame	13-1
3.	Louisville	16-0
4.	South Carolina	12-1
5.	Mississippi State	15-0
6.	Baylor	12-1
7.	Tennessee	13-0
8.	Texas	11-1
9.	Oregon	13-2
10.	Ohio State	13-2
11.	Florida State	13-1
12.	West Virginia	13-1
13.	Maryland	13-2
14.	UCLA	10-3
15.	Missouri	13-1
16.	Oregon State	11-2
17.	Duke	11-3
18.	Iowa	14-1
19.	Texas A&M	11-4
20.	Oklahoma State	11-2
21.	Villanova	11-1
22.	Michigan	12-3
23.	California	10-3
24.	Stanford	8-6
25.	Arizona State	11-3

USA Today Coaches Top 25

(Jan. 2)

1.	Connecticut	11-0
2.	Notre Dame	13-1
3.	Mississippi State	15-0
4.	Louisville	16-0
5.	South Carolina	12-1
6.	Baylor	12-1
7.	Tennessee	13-0
8.	Texas	11-1
9.	Oregon	13-2
10.	Ohio State	13-2
11.	West Virginia	13-1
12.	Florida State	13-1
13.	Maryland	13-2
14.	UCLA	10-3
15.	Missouri	13-1
16.	Oregon State	11-2
17.	Iowa	14-1
18.	Duke	11-3
19.	Texas A&M	11-4
20.	Michigan	12-3
21.	Villanova	11-1
22.	South Florida	11-3
23.	Oklahoma State	11-2
24.	Green Bay	11-2
25.	Rutgers	14-2

2017-18 Awards

Bianca Cuevas-Moore

Nancy Lieberman Award Watch List

Tyasha Harris

All-SEC Second Team (Coaches)

Alexis Jennings

Gulf Coast Showcase All-Tournament Team

A'ja Wilson

Rated No. 1 player in the nation by espnW

USA Basketball National Team Pool

SEC Player of the Week (11/14)

SEC Player of the Week (11/28)

Gulf Coast Showcase All-Tournament Team

Lisa Leslie Award Watch List

Wade Watch List

Citizen Naismith Trophy Preseason Watch List

Wooden Award Preseason Top 30

Preseason National Player of the Year (espnW)

Preseason All-America First Team (AP, SI, espnW)

Preseason SEC Player of the Year (Media, Coaches)

Preseason All-SEC First Team (Media, Coaches)

Gamecocks Coming Soon!

Head coach Dawn Staley signed two espnW top-50 recruits in the early signing period.

Destanni Henderson

Lehigh Acres, Fla./Fort Myers HS • Guard • 5-8

Top ranked point guard in 2018 class ... No. 9 overall recruit ... Two-time *News-Press* Fort Myers Player of the Year (2016, 2017) ... Two-time FABC All-State selection ... Helped team to back-to-back state championships ... Florida Dairy Farmers Miss Basketball (2017) ... Averaged 17.7 points, 4.4 assists and 4.0 steals as a junior ... 2016 FIBA U17 World Cup bronze medal.

Victoria Stevens

Rome, Ga./Model HS • Forward • 6-1

Ranked No. 50 in 2018 class ... Eighth-ranked forward in the class ... Three-time *Atlanta Journal-Constitution* First-Team AA All-State selection ... GACA Class 2A-North Player of the Year ... Averaged 25.0 points, 13.5 rebounds and 4.5 blocks as a junior.

Gamecocks in 2017-18 National Polls

Poll	Pre	11/13	11/20	11/27	12/4	12/11	12/18	12/25	1/1	1/8	1/15	1/22	1/29	2/5	2/12	2/19	2/26	3/5	3/12	Final
Associated Press	4	4	3	5	5	4	4	4	4											
Coaches	2		2	6	6	5	5	5												

(Dec. 5), she pulled down 10 rebounds.

The Montgomery, Ala., native is averaging 5.7 points, 2.5 assists and 1.2 steals so far this season.

This is 30

With a career-high 34 points against No. 6/6 Notre Dame (Nov. 26) following a 32-point outing at No. 15/13 Maryland (Nov. 13), A'ja Wilson became the first Gamecock to record three 30-point games against nationally ranked opponents. The most recent outing against the Fighting Irish broker her tie with Shannon Johnson, who is the only other Gamecock to record more than one such game against ranked opponents.

With just 10 such games in program history, Wilson and Kaela Davis each recorded one last season, the first new additions to the list since Feb. 15, 2006. Those two games along with Wilson's first entry this season are the only road games on the list. Davis' 37-point showing at No. 7/6 Ohio State is the highest-scoring game against a ranked opponent in program history.

Here's a list of the Gamecocks' individual 30-point games against a ranked opponent:

Pts.	Player	Opp.	Date
------	--------	------	------

37	K. Davis	at #7/6 Ohio St.	11/14/16
35	S. Johnson	#5 Tennessee	2/15/96
34	A. Wilson	vs. #6/6 Notre Dame	11/26/17
34	B. Hunt	#18 Southern Miss	1/29/90
32	A. Wilson	at #15 Maryland	11/13/17
32	S. Johnson	#2 Tennessee	2/8/94
32	Ma. Williams	#22 Florida St.	2/4/91
32	K. Anderson	vs. #14 Memphis	3/4/78
31	A. Wilson	at #14/15 Texas	12/1/16
30	B. Southers	#19 Clemson	12/3/83

Great Gamecock Fans

With over 10,000 season-ticket holders for the third-straight season, South Carolina continues to lead the nation in average attendance at 12,825 and is the only program drawing at least 10,000 fans per game.

The Gamecocks have posted the highest average attendance in the nation at the end of the last three seasons, averaging at least 12,000 fans in each of those seasons, during which they boast two sellouts of 18,000-seat Colonial Life Arena.

USA Basketball

At least one Gamecock has donned the red, white and blue for USA Basketball in each of the last four summers, and the group has helped six U.S. teams to gold medals. The streak will continue at least the next four years as head coach Dawn Staley was named the Senior National Team head coach for 2017-20 as the U.S. eyes another Olympic gold medal.

Former Gamecock Tiffany Mitchell got the current four-year string started with her FIBA 3x3 World Cup gold in 2014, which A'ja Wilson and Staley matched with a gold in the FIBA U18 Americas Cup. Staley went on to assist on USA Basketball's FIBA World Cup gold-medal team that year. The next summer, Wilson and Staley claimed the 2015 FIBA U19 World Cup gold. In 2016, Alexis Jennings captured bronze in the FIBA 3x3 World Cup, and Tyasha Harris made the first of her two USA Basketball teams, helping win gold in the FIBA U18 Americas Cup and the U19 team to silver in the 2017 FIBA U19 World Cup. Wilson earned a spot on the USA Basketball U23 team in 2017 before an injury kept her out of international competition. This winter, Wilson was named to the U.S. National Team Pool as well.

2017-18 Roster

No.	Name	Pos.	Ht.	Yr.	Hometown/Last School
0	Victoria Patrick	G	5-8	So.	Orlando, Fla./Edgewater
1	Bianca Cuevas-Moore	G	5-6	Sr.	Bronx, N.Y./Nazareth Regional
2	Te'a Cooper#	G	5-8	R-So.	Powder Springs, Ga./Tennessee
4	Doniyah Cliney	G	6-0	Jr.	Newark, N.J./Malcolm X Shabazz
10	Bianca Jackson	G	5-10	Fr.	Montgomery, Ala./Brewbaker Tech Magnet
11	Lindsey Spann	G	5-6	Sr.	Laurel, Md./Penn State
21	Mikiah Herbert Harrigan	F	6-2	So.	Pembroke Pines, Fla./Flanagan
22	A'ja Wilson	F	6-5	Sr.	Hopkins, S.C./Heathwood Hall
23	LaDazhia Williams	F	6-2	Fr.	Bradenton, Fla./Lakewood Ranch
24	LeLe Grissett	F	6-0	Fr.	Durham, N.C./Hillside
35	Alexis Jennings	F	6-2	R-Jr.	Madison, Ala./Kentucky
52	Tyasha Harris	G	5-10	So.	Noblesville, Ind./Heritage Christian

indicates will sit out 2017-18 due to NCAA transfer rules

Head Coach: Dawn Staley

Assoc. Head Coach: Lisa Boyer; **Assistant Coaches:** Fred Chmiel, Jolette Law



Around the SEC

(through games of 12/31)

	SEC Games			Overall		
	W	L	Pct.	W	L	Pct.
Mississippi State	1	0	1.000	15	0	1.000
Tennessee	1	0	1.000	13	0	1.000
Missouri	1	0	1.000	13	1	.929
South Carolina	1	0	1.000	12	1	.923
Auburn	1	0	1.000	10	3	.769
LSU	1	0	1.000	9	3	.750
Arkansas	1	0	1.000	10	4	.714
Georgia	0	1	.500	12	2	.857
Texas A&M	0	1	.500	11	4	.733
Alabama	0	1	.500	10	4	.714
Ole Miss	0	1	.500	10	4	.714
Florida	0	1	.500	8	6	.571
Kentucky	0	1	.500	8	7	.533
Vanderbilt	0	1	.500	4	11	.267

The Staley Era

In her 10th season at South Carolina, head coach Dawn Staley has guided the program to unprecedented success, leading the program to its first No. 1 ranking in both the AP and USA Today/Coaches Poll and first NCAA championship. She also delivered the first SEC regular-season and tournament championships.

The Staley Era (2008-09 through present)

Wins	
30-Win Seasons	3
25-Win Seasons	6
20-Win Seasons	6
Winning Seasons	8

National Rankings

Weeks in the AP Top 25	106
Weeks in the AP Top 10	79
Weeks in the AP Top 3	42
Weeks at AP No. 1	12

Postseason

NCAA Tournament Appearances	6
NCAA Sweet 16s	5
NCAA Final Fours	2
National Championships	1

In the SEC

Regular-Season Championships	4
Regular-Season Top 5 Finishes	7
Tournament Championships	3
Double-Digit Wins	6

Pre-Staley in the SEC (1991-92 through 2007-08)

Wins	
30-Win Seasons	0
25-Win Seasons	1
20-Win Seasons	2
Winning Seasons	7

National Rankings

Weeks in the AP Top 25	32
Weeks in the AP Top 10	6
Weeks in the AP Top 3	0
Weeks at AP No. 1	0

Postseason

NCAA Tournament Appearances	2
NCAA Sweet 16s	1
NCAA Final Fours	0
National Championships	0

In the SEC

Regular-Season Championships	0
Regular-Season Top 5 Finishes	2
Tournament Championships	0
Double-Digit Wins	1

Pre-Staley All-Time (1974-75 through 2007-08)

Wins	
30-Win Seasons	1
25-Win Seasons	3
20-Win Seasons	9
Winning Seasons	21

National Rankings

Weeks in the AP Top 25	130
Weeks in the AP Top 10	31
Weeks in the AP Top 3	6
Weeks at AP No. 1	0

Postseason

NCAA Tournament Appearances	8
NCAA Sweet 16s	3
NCAA Final Fours	0
National Championships	0

In Conference (SEC and Metro 1983-84 thru 1990-91)

Regular-Season Championships	5
Regular-Season Top 5 Finishes	10
Tournament Championships	3
Double-Digit Wins	5

South Carolina's Record When...

	vs. Ranked	SEC	All
Record.....	3-1	1-0	12-1
Playing a ranked opponent.....	3-1	1-0	3-1
Playing at home	2-0	1-0	7-0
Playing on the road	1-0	0-0	3-0
Playing at neutral site	0-1	0-0	2-1
Leading at half	3-0	1-0	12-0
Trailing at half	0-1	0-0	0-1
Tied at half	0-0	0-0	0-0
Playing an overtime game	0-0	0-0	0-0
0 players score in double figures	0-0	0-0	0-0
1 player scores in double figures	0-0	0-0	0-0
2 players score in double figures	1-0	0-0	3-0
3 players score in double figures	1-0	1-0	3-0
4 players score in double figures	1-1	0-0	3-1
5 players score in double figures	0-0	0-0	2-0
More than 5 players in double figures.....	0-0	0-0	1-0
Starters out-score opponent's starters	2-1	1-0	11-1
Opponent's starters score equal/more	1-0	1-0	1-0
Bench out-scores opponent's bench	2-0	1-0	8-0
Opponent's bench scores equal/more.....	1-1	0-0	4-1
Shooting 50% or better	1-0	0-0	8-0
Shooting between 40-49%	2-1	1-0	4-1
Shooting between 30-39%	0-0	0-0	0-0
Shooting less than 30%	0-0	0-0	0-0
Opponent shoots 50% or better	0-1	0-0	0-1
Opponent shoots between 40-49%	1-0	0-0	2-0
Opponent shoots between 30-39%	2-0	1-0	5-0
Opponent shoots less than 30%	0-0	0-0	5-0
Shooting better than opponent.....	3-0	1-0	12-0
Shooting worse than/equal to opponent.....	0-1	0-0	0-1
Having more FTs made than opponent.....	1-1	1-0	8-1
Having equal/less FTs made than opponent	2-0	0-0	4-0
Out-rebounding opponent.....	3-0	1-0	12-0
Having equal/less rebounds than opponent.....	0-1	0-0	0-1
Having fewer TOs than opponent.....	1-0	0-0	8-0
Having equal or more TOs than opponent.....	2-1	1-0	4-1
Attempting more FT than 3FG.....	3-1	1-0	11-1
Attempting equal/less FT than 3FG	0-0	0-0	1-0
Making 5 or more 3FGs.....	1-1	0-0	7-1
Making less than 5 3FGs.....	2-0	1-0	5-0
Making no 3 FGs.....	0-0	0-0	0-0
Attempting 15 or more 3FGs.....	1-1	0-0	6-1
Attempting less than 15 3FGs	2-0	1-0	6-0
No South Carolina players foul out.....	2-0	1-0	11-0
One or more SC players foul out.....	1-1	0-0	1-1
No opposing players foul out.....	1-1	1-0	7-1
One or more opposing players foul out	1-0	0-0	5-0

	vs. Ranked	SEC	All
Assist at least half of field goals made.....	3-1	1-0	10-1
Assist on at least 2/3 of field goals made	0-0	0-0	1-0
Assist on less than half of field goals made.....	0-0	0-0	2-0
Scoring more pts. in paint than opponent	3-0	1-0	12-0
Scoring equal/less pts. in paint than opp.	0-1	0-0	0-1
Scoring more pts. off TOs than opponent	2-0	0-0	9-0
Scoring equal/less pts. off TOs than opp.	1-1	1-0	3-1
Scoring more 2nd-chance pts.	2-0	0-0	8-0
Scoring equal/less 2nd-chance pts.....	1-1	1-0	4-1
Scoring more fast break pts.....	2-1	0-0	9-1
Scoring equal/less fast break pts.....	1-0	1-0	3-0
Wearing white uniforms.....	2-1	1-0	9-1
Wearing black uniforms	1-0	0-0	2-0
Wearing garnet uniforms.....	0-0	0-0	1-0
Playing in November.....	1-1	0-0	7-1
Playing in December.....	2-0	1-0	5-0
Playing in January.....	0-0	0-0	0-0
Playing in February.....	0-0	0-0	0-0
Playing in March.....	0-0	0-0	0-0
Playing during the day.....	2-0	1-0	5-0
Playing at night.....	1-1	0-0	7-1
Playing on Sunday.....	2-1	1-0	4-1
Playing on Monday.....	1-0	0-0	1-0
Playing on Tuesday.....	0-0	0-0	1-0
Playing on Wednesday.....	0-0	0-0	0-0
Playing on Thursday.....	0-0	0-0	3-0
Playing on Friday	0-0	0-0	2-0
Playing on Saturday.....	0-0	0-0	1-0
Margin is less than 5 pts.	1-0	1-0	1-0
Margin is between 5-9.....	1-1	0-0	1-1
Margin is between 10-19.....	0-0	0-0	2-0
Margin is between 20-29.....	1-0	0-0	3-0
Margin is between 30-39.....	0-0	0-0	2-0
Margin is between 40-49.....	0-0	0-0	0-0
Margin is 50 pts. or more.....	0-0	0-0	3-0
Having a 20-pt. scorer.....	3-1	1-0	10-1
Having a 30-pt. scorer.....	1-1	0-0	2-1
Scoring 49 points or less.....	0-0	0-0	0-0
Scoring 50-59 points.....	0-0	0-0	0-0
Scoring 60-69 points.....	1-0	1-0	3-0
Scoring 70-79 points.....	1-0	0-0	3-0
Scoring 80-89 points.....	0-1	0-0	1-1
Scoring 90-99 points.....	1-0	0-0	4-0
Scoring 100 points or more.....	0-0	0-0	1-0
Opponent scores 49 points or less	0-0	0-0	5-0
Opponent scores 50-59 points	2-0	1-0	3-0
Opponent scores 60-69 points	0-0	0-0	3-0
Opponent scores 70-79 points	0-0	0-0	0-0
Opponent scores 80-89 points	1-0	0-0	1-0
Opponent scores 90-99 points	0-1	0-0	0-1
Opponent scores 100 points or more.....	0-0	0-0	0-0

2017-18 Team High/Low

South Carolina Highs	South Carolina Lows	Category	Opponent Lows	Opponent Highs
101 vs. Western Carolina, 11/30	61 vs. Texas A&M, 12/31	Points in Game	31, Alabama State, 11/10	92, vs. Notre Dame, 11/26
56 vs. Savannah St. (1st), 12/17	26 vs. Rutgers (2nd), 11/24	Points in a Half	10, CofC (1st), 12/5	51, vs. Notre Dame (2nd), 11/26
56 vs. W. Carolina (1st), 11/30				
56 vs. Alabama State (1st), 11/10				
30 vs. Notre Dame (4th), 11/26	6 vs. St. John's (2nd), 11/25	Points in a Quarter	3, Savannah St. (3rd), 12/17	32, at Maryland (4th), 11/13
39 vs. Savannah State, 12/17	24 vs. Texas A&M, 12/31	Field Goals Made	11, Alabama State, 11/10	37, vs. Notre Dame, 11/26
39 vs. Western Carolina, 11/30				
72 vs. Alabama State, 11/10	48 vs. St. John's, 11/25	Field Goal Attempts	50, Savannah State, 12/17	75, at Temple, 12/21
	48 vs. Rutgers, 11/24		50, Western Carolina, 11/30	
.582 (39-67) vs. Savannah St., 12/17	.407 (24-59) vs. Texas A&M, 12/31	FG Percentage	.204 (11-54), Alabama State., 11/10	.552 (37-67), vs. Notre Dame, 11/26
.582 (39-67) vs. W. Carolina, 11/30				
8 at Temple, 12/21	1 vs. CofC, 12/5	3-Point FG Made	0, Savannah State, 12/17	8, at Temple, 12/21
8 at Maryland, 11/13	1 vs. Duke, 12/3			
22 at Maryland, 11/13	8 vs. Duke, 12/3	3-Point FG Attempts	6, Savannah State, 12/17	20, Western Carolina, 11/30
			6, at Clemson, 11/16	
.500 (6-12) vs. Wofford, 11/19	.100 (1-10) vs. CofC, 12/5	3-Point FG Percentage	.000 (0-6), Savannah St., 12/17	.556 (5-9), vs. Notre Dame, 11/26
24 at Maryland, 11/13	7 at Temple, 12/21	Free Throws Made	5, Western Carolina, 11/30	25, at Maryland, 11/13
	7 vs. Duke, 12/3			
	7 at Clemson, 11/16			
33 at Maryland, 11/13	15 at Temple, 12/21	Free Throw Attempts	10, Texas A&M, 12/31	29, at Maryland, 11/13
	15 vs. Duke, 12/3		10, Duke, 12/3	
.880 (22-25) vs. Rutgers, 11/24	.412 (7-17) at Clemson, 11/16	FT Percentage	.385 (5-13), W. Carolina, 11/30	.933 (14-15), Wofford, 11/19
52 vs. CofC, 12/5	32 vs. Rutgers, 11/24	Rebounds	22, Western Carolina, 11/30	46, at Temple, 12/21
23 vs. Savannah State, 12/17	14 vs. Texas A&M, 12/31	Assists	2, Savannah State, 12/17	19, vs. Notre Dame, 11/26
	14 vs. St. John's, 11/25			
	14 vs. Rutgers, 11/24			
21 vs. Alabama State, 11/10	2 vs. St. John's, 11/25	Steals	0, at Temple, 12/21	11, CofC, 12/5
13 at Temple, 12/21	3 vs. Duke, 12/3	Blocked Shots	0, at Temple, 12/21	7, at Clemson, 11/16
			0, Savannah State, 12/17	
18 vs. St. John's, 11/25	7 at Temple, 12/21	Turnovers	11, Texas A&M, 12/31	29, Alabama State, 11/10
18 vs. Rutgers, 11/24	7 vs. Savannah State, 12/17			
25 vs. St. John's, 11/25	9 vs. Duke, 12/3	Fouls	16, at Temple, 12/21	29, at Maryland, 11/13

2017-18 Individual Superlatives

Category	South Carolina	Opponent
Points in Game	34 by A'ja Wilson vs. Notre Dame, 11/26	36 by Chennedy Carter, Texas A&M, 12/31
Points in a Half	29 by A'ja Wilson vs. Notre Dame, 11/26	27 by Kaila Charles, at Maryland (2nd), 11/13
Points in a Quarter	18 by A'ja Wilson vs. Notre Dame (4th), 11/26	19 by Chennedy Carter, Texas A&M (3rd), 12/31 19 by Kaila Charles, at Maryland (4th), 11/13
Field Goals Made	13 by A'ja Wilson Western Carolina, 11/30	15 by Chennedy Carter, Texas A&M, 12/31
Field Goal Attempts	20 by A'ja Wilson vs. Texas A&M, 12/31 20 by A'ja Wilson vs. CofC, 12/5 20 by A'ja Wilson vs. Notre Dame, 11/26	37 by Chennedy Carter, Texas A&M, 12/31
FG Percentage	.833 (5-6) by Alexis Jennings vs. Wofford, 11/19	.778 (7-9) by Erin Mathias, Duke, 12/3
3-Point FG Made	6 by Lindsey Spann at Clemson, 11/16	4 by Chennedy Carter, Texas A&M, 12/31 4 by Da'Ja Green, Wofford, 11/19 4 by Blair Watson, at Maryland, 11/13
3-Point FG Attempts	11 by Lindsey Spann vs. Notre Dame, 11/26	10 by Blair Watson, at Maryland, 11/13
3-Point FG Percentage	.857 (6-7) by Lindsey Spann at Clemson, 11/16	.600 (3-5) by Akina Wellere, vs. St. John's, 11/25
Free Throws Made	15 by A'ja Wilson vs. Rutgers, 11/24	14 by Kaila Charles, at Maryland, 11/13
Free Throw Attempts	18 by A'ja Wilson at Maryland, 11/13	15 by Kaila Charles, at Maryland, 11/13
FT Percentage	1.000 (7-7) by M. Herbert Harrigan vs. Savannah St., 12/17 1.000 (7-7) by Tyasha Harris at Maryland, 11/13	1.000 (4-4) by Kaylee Allen, Savannah State, 12/17 1.000 (4-4) by Alisha Kebbe, vs. St. John's, 11/25 1.000 (4-4) by Chloe Wanink, Wofford, 11/19 1.000 (4-4) by Kristen Confroy, at Maryland, 11/13
Rebounds	17 by A'ja Wilson vs. St. John's, 11/25	16 by Anriel Howard, Texas A&M, 12/31
Assists	12 by Tyasha Harris vs. Savannah State, 12/17	10 by Tiana England, vs. St. John's, 11/25
Steals	6 by Tyasha Harris vs. Savannah State, 12/17 6 by Tyasha Harris vs. Western Carolina, 11/30	5 by Darien Huff, CofC, 12/5
Blocked Shots	8 by A'ja Wilson at Temple, 12/21	4 by Brianna Fraser, at Maryland, 11/13
Turnovers	5 by Tyasha Harris vs. Rutgers, 11/24 5 by A'ja Wilson at Maryland, 11/13	9 by Kaylee Allen, Savannah State, 12/17

Gamecock Career Highs

Doniyah Cliney

Pts	16 vs. Texas A&M, 12/31/17
FG	7 vs. Texas A&M, 12/31/17
FGA	17 vs. Texas A&M, 12/31/17
FG %	1.000 (4-4) vs. Notre Dame, 11/26/17
3FG	2 vs. Notre Dame, 11/26/17
3FGA	4, 2x, last vs. Texas A&M, 12/31/17
3FG %	1.000 (2-2) vs. Notre Dame, 11/26/17
FT	4, 2x, last vs. Alabama State, 11/10/17
FTA	6, 2x, last vs. UCLA, 12/18/16
FT %	1.000 (4-4) vs. Alabama State, 11/10/17
Reb	9 vs. Clemson, 12/15/16
Off Reb	5 vs. Western Carolina, 11/30/17
Blk	2 vs. Arizona State, 3/19/17
Stl	5 vs. Alabama State, 11/10/17
Asst	6, 2x, last at Kentucky, 2/2/17
Min	37, 2x, last vs. Texas A&M, 12/31/17

Bianca Cuevas-Moore

Pts	25 vs. Georgia, 1/12/17
FG	10 vs. Georgia, 1/12/17
FGA	17 vs. Georgia, 1/12/17
FG %	.833 (5-6) at Hampton, 12/17/14
3FG	5 at Auburn, 1/5/17
3FGA	7 at Duke, 12/4/16
3FG %	.833 (5-6) at Auburn, 1/5/17
FT	9 at Ole Miss, 2/1/15
FTA	11 at Ole Miss, 2/1/15
FT %	1.000 (6-6), 2x, last at Missouri, 2/19/17
Reb	6, 2x, last at Georgia, 1/26/17
Off Reb	3 vs. Alabama, 1/29/15
Blk	2, 2x, last vs. UConn, 2/8/16
Stl	6 at Texas A&M, 2/23/17
Asst	7 at Auburn, 1/5/17
Min	36, 2x, last at Texas A&M, 2/23/17

LeLe Grissett

Pts	10, 2x, last vs. CofC, 12/5/17
FG	5 at Clemson, 11/16/17
FGA	8 at Clemson, 11/16/17
FG %	.800 (4-5) vs. CofC, 12/5/17
FT	4 vs. Alabama State, 11/10/17
FTA	8 vs. CofC, 12/5/17
FT %	.750 (3-4) vs. St. John's, 11/25/17
Reb	8 at Clemson, 11/16/17
Off Reb	5 at Clemson, 11/16/17
Def Reb	4, 2x, last vs. Savannah State, 12/17/17
Stl	4 vs. Alabama State, 11/10/17
Asst	3 vs. Savannah State, 12/17/17
Min	27 vs. Savannah State, 12/17/17

Tyasha Harris

Pts	20 at Maryland, 11/13/17
FG	6, 2x, last at Temple, 12/21/17
FGA	12 at Temple, 12/21/17
FG %	1.000 (3-3) vs. Kentucky, 2/26/17
3FG	3, 3x, last at Maryland, 11/13/17
3FGA	8 at UConn, 2/13/17
3FG %	.750 (3-4) vs. Minnesota, 12/11/16
FT	7 at Maryland, 11/13/17
FTA	8, 2x, last vs. Kentucky, 2/26/17
FT %	1.000 (7-7) at Maryland, 11/13/17
Reb	6 vs. Florida State, 3/27/17
Blk	2 vs. Auburn, 2/9/17
Stl	6, 2x, last vs. Savannah State, 12/17/17
Asst	12 vs. Savannah State, 12/17/17
Min	38 vs. Tennessee, 1/30/17

Mikiah Herbert Harrigan

Pts	21 vs. Savannah State, 12/17/17
FG	7, 3x, last vs. Savannah State, 12/17/17
FGA	11, 2x, last at Texas A&M, 2/23/17
FG %	1.000 (5-5) vs. Vanderbilt, 2/16/17
3FGA	2, 2x, last at Temple, 12/21/17
FT	7 vs. Savannah State, 12/17/17
FTA	7, 2x, last vs. Savannah State, 12/17/17
FT %	1.000 (7-7) vs. Savannah State, 12/17/17
Reb	10 vs. Georgia, 3/3/17
Off Reb	4 vs. Hampton, 11/20/16
Def Reb	7, 2x, last vs. Wofford, 11/19/17
Blk	4, 2x, last vs. CofC, 12/5/17
Stl	2, 3x, last vs. Rutgers, 11/24/17
Asst	2, 7x, at Temple, 12/21/17
Min	26 vs. Quinnipiac, 3/25/17

Bianca Jackson

Pts	16 at Temple, 12/21/17
FG	6 at Temple, 12/21/17
FGA	10 vs. Alabama State, 11/10/17
FG %	.750 (6-8) at Temple, 12/21/17
3FG	4 at Temple, 12/21/17
3FGA	6 at Temple, 12/21/17
3FG %	.667 (4-6) at Temple, 12/21/17
FT	2, 3x, last vs. Savannah State, 12/17/17
FTA	2, 4x, last vs. Savannah State, 12/17/17
FT %	1.000 (2-2), 3x, last vs. Savannah St., 12/17/17
Reb	10 vs. CofC, 12/5/17
Off Reb	2, 5x, last vs. Texas A&M, 12/31/17
Blk	2 vs. Alabama State, 11/10/17
Stl	3 vs. Savannah State, 12/17/17
Asst	7 at Clemson, 11/16/17
Min	35 vs. Texas A&M, 12/31/17

Alexis Jennings

Pts	28 vs. Morehead State, 11/18/15*
Pts (SC)	25 vs. St. John's, 11/25/17
FG	12 vs. Morehead State, 11/18/15*
FG (SC)	10 vs. St. John's, 11/25/17
FGA	15 vs. St. John's, 11/25/17
FG %	.833 (5-6) vs. Wofford, 11/19/17
FT	8 vs. Tennessee State, 12/28/14*
FT (SC)	5, 2x, last vs. Western Carolina, 11/30/17
FTA	12 vs. Tennessee State, 12/28/14*
FTA (SC)	8 vs. Duke, 12/3/17
FT %	.833 (5-6), 2x, last vs. Western Carolina, 11/30/17
Reb	16 vs. Texas A&M, 2/28/16*
Reb (SC)	13, 2x, last vs. Savannah State, 12/17/17
Off Reb	8 vs. Duke, 12/3/17
Def Reb	12 vs. Texas A&M, 2/28/16*
Def Reb (SC)	11 vs. Savannah State, 12/17/17
Blk	6 vs. Oklahoma, 3/21/16*
Blk (SC)	3 vs. Texas A&M, 12/31/17
Stl	3, 2x, last vs. Alabama State, 11/10/17 (includes 1 game while at Kentucky)
Asst	2, 3x, last vs. Savannah St., 12/17/17 (includes 1 game while at Kentucky)
Min	33, 3x, last vs. Duke, 12/3/17 (includes 2 games while at Kentucky)

*indicates career high set at Kentucky

Victoria Patrick

Pts	6 vs. Savannah State, 12/17/17
FG	2 vs. Savannah State, 12/17/17
FGA	9 vs. Savannah State, 12/17/17
3FG	2 vs. Savannah State, 12/17/17
3FGA	9 vs. Savannah State, 12/17/17
FTA	3 at Savannah State, 12/21/16
Reb	2, 5x, last at Clemson, 11/16/17
Stl	2 vs. Saint Peter's, 11/22/16
Asst	2 at Savannah State, 12/21/16
Min	21, 3x, last vs. Savannah State, 12/17/17

Lindsey Spann

Pts	31 vs. Saint Peter's, 11/13/16^
Pts (SC)	20 at Clemson, 11/16/17
FG	13 vs. Saint Peter's, 11/13/16^
FG (SC)	7 at Clemson, 11/16/17
FGA (SC)	14 vs. Notre Dame, 11/26/17
FG %	.778 (7-9) at Clemson, 11/16/17
3FG	7 at Minnesota, 1/3/16^
3FG (SC)	6 at Clemson, 11/16/17
3FGA (SC)	11 vs. Notre Dame, 11/26/17
3FG %	.857 (6-7) at Clemson, 11/16/17
FT	8 vs. Sacred Heart, 12/20/15^
FT (SC)	2 at Maryland, 11/13/17
FTA (SC)	2, 3x, last vs. Notre Dame, 11/26/17
FT %	1.000 (2-2) at Maryland, 11/13/17
Reb	9, 2x, last vs. Marshall, 12/3/16^
Reb (SC)	5 at Maryland, 11/13/17
Asst	8, 2x, last vs. Wofford, 11/19/17 (includes 1 game while at Penn State)
Min	45 vs. Purdue, 1/30/16^
Min (SC)	39 vs. Notre Dame, 11/26/17

^indicates career high set at Penn State

LaDazia Williams

Pts	11 vs. Western Carolina, 11/30/17
FG	4 vs. Western Carolina, 11/30/17
FGA	5, 2x, last vs. Western Carolina, 11/30/17
FG %	.800 (4-5) vs. Western Carolina, 11/30/17
3FG	2 vs. Western Carolina, 11/30/17
3FGA	2 vs. Western Carolina, 11/30/17
3FG %	1.000 (2-2) vs. Western Carolina, 11/30/17
FTA	4 vs. Alabama State, 11/10/17
Reb	8 vs. Western Carolina, 11/30/17
Off Reb	2 vs. Western Carolina, 11/30/17
Def Reb	6 vs. Western Carolina, 11/30/17
Blk	2 vs. Alabama State, 11/10/17
Min	19 vs. Western Carolina, 11/30/17

A'ja Wilson

Pts	34 vs. Notre Dame, 11/26/17
FG	13 vs. Western Carolina, 11/30/17
FGA	20, 3x, last vs. Texas A&M, 12/31/17
FG %	.875 (7-8) vs. Maine, 11/21/16
FT	15 vs. Rutgers, 11/24/17
FTA	18 at Maryland, 11/13/17
FT %	1.000 (14-14) vs. Hampton, 11/20/16
Reb	19, 2x, last vs. Stanford, 3/31/17
Off Reb	8, 2x, last at Maryland, 11/13/17
Def Reb	16 vs. St. John's, 11/25/17
Blk	8, 3x, last at Temple, 12/21/17
Stl	5 vs. Vanderbilt, 2/16/17
Asst	5, 2x, last vs. Notre Dame, 11/26/17
Min	39, 2x, last vs. Notre Dame, 11/26/17

The Last Time...

Individual

Scored 50 Points

South Carolina 51, Jocelyn Penn vs. Stetson, 1/4/03
Opponent Never

Scored 40 Points

South Carolina 51, Jocelyn Penn vs. Stetson, 1/4/03
Opponent 46, Cornelia Gayden, LSU, 1/14/95

Scored 30 Points

South Carolina 34, A'ja Wilson vs. Notre Dame, 11/26/17
Opponent 36, Chennedy Carter, Texas A&M, 12/31/17

Grabbed 20 Rebounds

South Carolina 25, Kelsey Bone vs. Boston University, 12/28/09
Opponent 22, Monique Billings, UCLA, 12/18/16

Grabbed 15 Rebounds

South Carolina 15, A'ja Wilson vs. Texas A&M, 12/31/17
Opponent 16, Anriel Howard, Texas A&M, 12/31/17

Two Players with 20 or More Points

South Carolina A'ja Wilson 26/Mikiah Herbert Harrigan 21 vs. Savannah State, 12/17/17
Opponent Arike Ogunbowale 23/Jackie Young 22, vs. Notre Dame, 11/26/17

Two Players with 10 or More Rebounds

South Carolina A'ja Wilson 15/Bianca Jackson 10 vs. CofC, 12/5/17
Opponent Erica McCall 14/Alanna Smith 12 vs. Stanford, 3/31/17

Had 10 Assists

South Carolina 11, Tyasha Harris at Temple, 12/21/17
Opponent 10, Curtyce Knox, at Texas A&M, 2/23/17

Had Five Steals

South Carolina 6, Tyasha Harris vs. Savannah State, 12/17/17
Opponent 5, Leaonna Odom, at Duke, 12/4/16

Had Five Blocked Shots

South Carolina 5, A'ja Wilson vs. Rutgers, 11/24/17
Opponent 6, Kelsey Lang, at Texas, 12/1/16

Had a Double-Double

South Carolina A'ja Wilson (25 pts/15 rebs) vs. Texas A&M, 12/31/17
Opponent Mia Davis (19 pts/10 rebs), at Temple, 12/21/17

Two Players had a Double-Double

South Carolina A'ja Wilson (28 pts/12 rebs)/Tyasha Harris (13 pts/11 assts) at Temple, 12/21/17
Opponent Erica McCall (14 pts/14 rebs)/Alanna Smith (14 pts/2 rebs) vs. Stanford, 3/31/17

Three Players had a Double-Double

South Carolina Ashley Bruner (16 pts/12 rebs)/Aleighsa Welch (16 pts/ 11 rebs)/Elem Ibiam (12 pts/10 rebs) vs. Kansas, 3/25/13
Opponent Merlakia Jones (26 pts/10 rebs)/Takilya Davis (19 pts/13 rebs)/DeLisha Milton (14 pts/15 rebs), at Florida, 2/20/94

Had a Triple-Double

South Carolina Alaina Coates (29 pts/16 rebs/10 blks) vs. Winthrop, 12/13/15
Opponent Never

Team

Scored 100 Points

South Carolina 101 vs. Western Carolina, 11/30/17
Opponent 103, Clemson, 11/21/03

Won by 30 or More Points

South Carolina 99-38 (61) vs. Savannah State, 12/17/17
Opponent 66-34 (32), Georgia, 3/4/11

Shot 65% or Better from the Field

South Carolina .652 (45-69) vs. East Tennessee State, 12/19/00
Opponent Never

Shot 60% or Better from the Field

South Carolina .610 (36-59) vs. Quinnipiac, 3/25/17
Opponent .604 (29-48), Vanderbilt, 1/18/01

Shot 50% or Better from the Field

South Carolina .537 (36-67) at Temple, 12/21/17
Opponent .552 (37-67), vs. Notre Dame, 11/26/17

No Players in Double-Figure Points

South Carolina at Auburn, 1/19/12
Opponent vs. Western Carolina, 11/30/17

Five Players in Double-Figure Points

South Carolina at Temple, 12/21/17
Opponent Arkansas, 2/14/10

More Than Five Players in Double-Figure Points

South Carolina 6 vs. Wofford, 11/19/17
Opponent 6 at Georgia, 2/13/03

Faced AP Top-25 Opponent

Win 72-52 vs. No. 14 Duke, 12/3/17
Loss 89-77 vs. No. 20 Kentucky, 3/4/17

Faced AP Top-10 Opponent

Win 61-59 vs. No. 22 Texas A&M, 12/31/17
Loss 85-92 vs. No. 6 Notre Dame, 11/26/17

Faced AP Top-5 Opponent

Win 64-61 vs. No. 4 Mississippi State, 1/23/17
Loss 65-66 vs. No. 2 Notre Dame, 4/5/15

Faced AP No. 1 Team

Win Never
Loss 55-66 at No. 1 UConn, 2/13/17

Overtime Game

Win 58-55 vs. Drexel, 11/28/12
Loss 65-57 at Texas A&M, 1/16/14

Double-Overtime Game

Win 92-91 at Florida State, 2/4/91
Loss 92-94 at Clemson, 11/19/09

South Carolina Was Ranked (AP Poll)

No. 1 2/9/15
Top 5 No. 4, 1/1/18
Top 10 No. 7, 2/20/17
Top 25 No. 13, 12/30/13

South Carolina Single-Quarter Records

Italics indicates set in 2017-18

TEAM

Scoring

Most	Points
1. vs. Saint Peter's, 11/22/16, 1st qtr.	37
2. vs. Arkansas, 1/3/16, 2nd qtr.	35
3. vs. Minnesota, 12/11/16, 2nd qtr.	33
4. vs. Hampton, 11/20/16, 2nd qtr.	32
5. vs. Quinnipiac, 3/25/17, 3rd qtr.	31

Fewest

Fewest	Points
1. vs. <i>St. John's</i> , 11/25/17, 2nd qtr.	6
vs. Stanford, 3/31/17, 2nd qtr.	6
vs. UCLA, 12/18/16, 1st qtr.	6
4. vs. <i>Texas A&M</i> , 12/31/17, 2nd qtr.	7
at <i>Clemson</i> , 11/16/17, 4th qtr.	7
at Mississippi State, 1/24/16, 1st qtr.	7

Fewest Allowed

Fewest Allowed	Points
1. vs. <i>Savannah State</i> , 12/17/17, 3rd qtr.	3
2. vs. <i>CofC</i> , 12/5/17, 2nd qtr.	4
at <i>Clemson</i> , 11/16/17, 1st qtr.	4
vs. <i>Alabama State</i> , 11/10/17, 4th qtr.	4
4 other times	4

Most Allowed

Most Allowed	Points
1. at <i>Maryland</i> , 11/13/17, 4th qtr.	32
vs. Kentucky, 2/26/17, 4th qtr.	32
3. vs. Syracuse, 3/25/16, 4th qtr.	30
4. vs. <i>Notre Dame</i> , 11/26/17, 4th qtr.	26
vs. Ohio State, 11/13/15, 1st qtr.	26

Margin of Difference

Lead	Score	Margin
1. vs. Arkansas, 1/3/16, 2nd qtr.	35-9	+26
2. vs. Saint Peter's, 11/22/16, 1st qtr.	37-12	+25
3. at Auburn, 1/5/17, 1st qtr.	29-6	+23
4. vs. <i>Alabama St.</i> , 11/10/17, 2nd qtr.	27-5	+22
vs. Arkansas, 1/3/16, 3rd qtr.	29-7	+22

Deficit

Deficit	Score	Margin
1. vs. Syracuse, 3/25/16, 4th qtr.	16-30	-14
2. vs. <i>Notre Dame</i> , 11/26/17, 2nd qtr.	10-23	-13
3. at <i>Maryland</i> , 11/13/17, 4th qtr.	21-32	-11
vs. Stanford, 3/31/17, 2nd qtr.	17-6	-11
vs. UConn, 2/8/16, 3rd qtr.	8-19	-11
at <i>Texas A&M</i> , 1/31/16, 2nd qtr.	8-19	-11

Field Goals

Made	FGM
1. vs. Saint Peter's, 11/22/16, 1st qtr.	15
2. vs. <i>Notre Dame</i> , 11/26/17, 4th qtr.	14
vs. Arkansas, 1/3/16, 2nd qtr.	14
4. vs. Quinnipiac, 3/25/17, 3rd qtr.	13
vs. Kentucky, 3/4/17, 1st qtr.	13

Attempts

Attempts	FGA
1. vs. <i>CofC</i> , 12/5/17, 1st qtr.	22
at Auburn, 1/5/17, 1st qtr.	22
3. at <i>Temple</i> , 12/21/17, 1st qtr.	21
vs. <i>Notre Dame</i> , 11/26/17, 4th qtr.	21
vs. <i>Alabama St.</i> , 11/10/17, 2nd qtr.	21
vs. Vanderbilt, 2/16/17, 1st qtr.	21
vs. Tennessee, 1/30/17, 1st	21
vs. Minnesota, 12/11/16, 1st qtr.	21
vs. Saint Peter's, 11/22/16, 1st qtr.	21
vs. Kentucky, 3/5/16, 1st qtr.	21
vs. Ole Miss, 1/28/16, 1st qtr.	21
vs. Ohio State, 11/13/15, 4th qtr.	21

Highest Percentage

Highest Percentage	FGM-A	Pct
1. vs. Kentucky, 3/5/16, 4th qtr.	11-13	.846
2. vs. Quinnipiac, 3/25/17, 3rd qtr.	13-16	.813
3. vs. Hampton, 12/16/15, 3rd qtr.	8-10	.800
4. vs. LSU, 2/28/16, 2nd qtr.	7-9	.778
5. at Clemson, 11/18/15, 3rd qtr.	9-12	.750

Lowest Percentage

Lowest Percentage	FGM-A	Pct
1. vs. Georgia, 1/12/17, 2nd qtr.	1-12	.083
2. vs. UCLA, 12/18/16, 1st qtr.	2-15	.133
3. vs. Stanford, 3/31/17, 2nd qtr.	2-14	.143
4. vs. UConn, 2/8/16, 3rd qtr.	3-17	.176
5. vs. <i>Texas A&M</i> , 12/31/17, 2nd qtr.	2-11	.182
vs. Georgia, 2/18/16, 1st qtr.	2-11	.182
at Mississippi State, 1/24/16, 1st qtr.	2-11	.182

Lowest Percentage Allowed

Lowest Percentage Allowed	FGM-A	Pct
1. vs. <i>CofC</i> , 12/5/17, 2nd qtr.	1-18	.056
vs. <i>St. John's</i> , 11/25/17, 1st qtr.	1-17	.059
3. vs. Vanderbilt, 2/16/17, 4th qtr.	1-16	.063
4. vs. UNC Asheville, 3/17/17, 3rd qtr.	1-15	.067
5. vs. <i>Alabama St.</i> , 11/10/17, 4th qtr.	1-14	.071
at Florida, 1/8/17, 2nd qtr.	1-14	.071

Highest Percentage Allowed

Highest Percentage Allowed	FGM-A	Pct
1. at LSU, 1/15/17, 2nd qtr.	9-12	.750
2. vs. Quinnipiac, 3/25/17, 2nd qtr.	8-11	.727
3. vs. <i>Notre Dame</i> , 11/26/17, 4th qtr.	9-13	.692
vs. Tennessee, 1/30/17, 4th qtr.	9-13	.692
vs. Mississippi St., 1/23/17, 2nd qtr.	9-13	.692

Rebounding

Total	Rebs
1. at Ohio state, 11/14/16, 1st qtr.	20
2. vs. <i>CofC</i> , 12/5/17, 1st qtr.	19
3. vs. <i>Western Carolina</i> , 11/30/17, 2nd qtr.	18
vs. Clemson, 12/15/16, 2nd qtr.	18
vs. Kansas State, 3/20/16, 3rd qtr.	18
at Alabama, 2/22/16, 4th qtr.	18

Margin

Margin	Rebs	Margin
1. at Alabama, 2/22/16, 4th qtr.	18-3	+15
2. vs. Clemson, 12/15/16, 2nd qtr.	18-4	+14
3. vs. <i>CofC</i> , 12/5/17, 1st qtr.	19-6	+13
vs. Saint Peter's, 11/22/16, 1st qtr.	16-3	+13
vs. Hampton, 12/16/15, 4th qtr.	15-2	+13

INDIVIDUAL

Scoring

Most	Points
1. Kaela Davis at Auburn, 1/5/17, 1st qtr.	19
2. <i>A'ja Wilson vs. Notre Dame</i> , 11/26/17, 4th qtr.	18
3. Kaela Davis vs. Quinnipiac, 3/25/17, 3rd qtr.	15
Tina Roy vs. Arkansas, 1/3/16, 3rd qtr.	15
5. Kaela Davis vs. Minnesota, 12/11/16, 2nd qtr.	14
Tina Roy vs. Syracuse, 3/25/16, 2nd qtr.	14

Rebounding

Most	Rebs
1. Alaina Coates at Arkansas, 2/5/17, 1st qtr.	9
Alaina Coates at Georgia, 1/26/17, 2nd qtr.	9
3. A'ja Wilson vs. Stanford, 3/31/17, 3rd qtr.	8
A'ja Wilson vs. Mississippi State, 3/5/17, 4th qtr.	8
Alaina Coates vs. Georgia, 1/12/17, 1st qtr.	8
A'ja Wilson at Florida, 1/8/17, 2nd qtr.	8
A'ja Wilson vs. UCLA, 12/18/16, 4th qtr.	8
Alaina Coates vs. Louisville, 11/27/16, 3rd qtr.	8
Alaina Coates vs. Hampton, 11/20/16, 3rd qtr.	8
Alaina Coates vs. Ole Miss, 1/28/16, 2nd qtr.	8

Staley Era Team Records

Italics indicates set in 2017-18

Scoring

Most	Points
1. vs. Savannah State, 12/14/14	111
2. at Alabama, 1/8/15	102
3. vs. <i>Western Carolina, 11/30/17</i>	101
4. vs. Quinnipiac, 3/25/17	100
5. vs. <i>Savannah State, 12/17/17</i>	99
vs. <i>Alabama State, 11/10/17</i>	99
vs. Clemson, 11/20/14	99
vs. Ole Miss, 1/30/14	99
vs. Charleston Southern, 11/9/13	99

Fewest	Points
1. at Stanford, 11/26/10	32
2. vs. Georgia, 3/4/11	34
3. vs. Mississippi State, 3/5/09	39
4. at Georgia, 1/13/13	40
5. at Mississippi State, 2/26/09	41

Fewest Allowed	Points
1. vs. South Carolina State, 12/14/11	21
2. vs. Presbyterian, 11/27/11	24
3. vs. NC Central, 12/1/14	26
vs. SC State, 12/22/13	26
5. vs. NC Central, 12/2/13	27

Most Allowed	Points
1. at Clemson, 11/19/09	94
2. vs. North Carolina, 12/20/09	93
3. vs. <i>Notre Dame, 11/26/17</i>	92
vs. Kentucky, 2/26/17	87
at Connecticut, 2/9/15	87

Margin of Outcome

Victory	Score	Margin
1. vs. Charleston Southern, 11/8/13	99-29	+70
2. vs. <i>Alabama State, 11/10/17</i>	99-31	+68
vs. NC Central, 12/1/14	90-26	+64
4. vs. Savannah State, 12/14/14	111-49	+62
5. vs. <i>Savannah State, 12/17/17</i>	99-38	+61

Defeat	Score	Margin
1. at Stanford, 11/26/10	32-70	-38
2. vs. Georgia, 3/4/11	34-66	-32
3. vs. Stanford, 12/19/08	47-78	-31
4. at Penn State, 11/21/10	48-78	-30
5. vs. Connecticut, 12/28/08	48-77	-29

Field Goals

Made	FGM
1. vs. <i>Savannah State, 12/17/17</i>	39
vs. <i>Western Carolina, 11/30/17</i>	39
vs. Charleston Southern, 11/8/13	39
4. vs. Minnesota, 12/11/16	38
vs. Savannah State, 12/14/14	38
vs. Clemson, 11/20/14	38

Attempts	FGA
1. vs. Penn State, 11/20/11	76
2. at Clemson, 11/19/09	74
3. vs. Tennessee, 1/20/11	73
4. vs. <i>Alabama State, 11/10/17</i>	72
4 other games	72

Highest Percentage (Min. 40 FGA)	FGM-A	Pct
1. vs. Savannah State, 3/20/15	34-53	.642
2. at Alabama, 1/8/15	37-58	.638
3. vs. Kentucky, 2/26/17	34-55	.618
4. vs. Florida State, 3/29/15	30-49	.612
5. vs. Quinnipiac, 3/25/17	36-59	.610

Lowest Percentage (Min. 40 FGA)	FGM-A	Pct
1. at Stanford, 11/26/10	12-55	.218
2. vs. Georgia, 3/4/11	12-52	.231
3. at Florida, 1/20/13	15-64	.234
4. at Kentucky, 2/5/09	13-55	.236
5. at Georgia, 1/2/11	13-54	.241

Lowest %age Allowed (Min. 40 FGA)	FGM-A	Pct
1. vs. South Carolina State, 12/14/11	6-48	.125
2. vs. NC Central, 12/2/13	8-50	.160
3. vs. Charleston Southern, 11/8/13	10-54	.185
4. vs. Arkansas, 3/6/15	11-57	.193
vs. Hampton, 11/22/12	11-57	.193

Highest %age Allowed (Min. 40 FGA)	FGM-A	Pct
1. vs. Connecticut, 12/28/08	35-62	.565
vs. Florida, 1/9/11	26-46	.565
3. vs. Xavier, 11/12/10	34-61	.557
4. at Connecticut, 2/9/15	31-56	.554
5. vs. <i>Notre Dame, 11/26/17</i>	37-67	.552

3-Point Field Goals

Made	3FGM
1. vs. Minnesota, 12/11/16	16
2. at Auburn, 1/5/17	14
3. vs. Kentucky, 3/5/16	12
4. vs. Arkansas, 1/3/16	11
at Alabama, 1/8/15	11

Attempts	3FGA
1. vs. Minnesota, 12/11/16	33
2. vs. Syracuse, 3/25/16	32
3. vs. Penn State, 11/20/11	29
4. at Auburn, 1/5/17	28
vs. College of Charleston, 11/14/13	28
vs. North Carolina, 12/19/10	28

Percentage (Min. 5 3FGA)	3FGM-A	Pct
1. vs. Oregon State, 3/25/14	4-6	.667
vs. Ole Miss, 1/30/14	4-6	.667
vs. Savannah State, 12/28/13	4-6	.667
vs. Western Carolina, 12/29/12	6-9	.667
at Alabama, 1/10/10	8-12	.667
vs. Charlotte, 12/21/08	8-12	.667

Free Throws

Made	FTM
1. vs. Savannah State, 12/14/14	34
vs. Oregon State, 3/25/14	34
3. vs. Missouri, 1/10/16	32
vs. Ole Miss, 1/30/14	32
at Mississippi State, 1/6/12	32

Attempts	FTA
1. at Mississippi State, 1/6/13	50
2. vs. Savannah State, 12/28/13	48
3. vs. Savannah State, 12/14/14	47
4. vs. Missouri, 2/2/14	46
5. vs. Seton Hall, 11/17/13	44
vs. South Carolina State, 12/21/12	44

Percentage (Min. 10 FTA)	FTM-A	Pct
1. vs. Quinnipiac, 3/25/17	18-19	.947
2. at Texas A&M, 2/23/17	15-16	.923
3. vs. Alabama, 1/19/14	10-11	.909
4. at Arkansas, 2/5/17	18-20	.900
5. vs. Auburn, 1/2/09	23-26	.885

Rebounding

Total	Rebs
1. vs. College of Charleston, 11/14/13	62
2. at Florida, 1/20/13	59
3. at Alabama, 2/22/16	58
4. vs. Hampton, 11/22/12	57
5. vs. Savannah State, 12/14/14	56

Margin	Rebs	Margin
1. vs. Savannah State, 12/14/14	56-21	+35
2. vs. Hampton, 12/16/15	52-19	+33
3. at Alabama, 2/7/13	53-24	+29
4. at Alabama, 2/22/16	58-31	+28
vs. Hampton, 12/17/14	48-21	+27

Offensive	Off. Rebs
1. vs. Elon, 11/9/12	29
2. vs. College of Charleston, 11/23/11	27
3. vs. Kansas, 3/25/13	26
at Florida, 1/20/13	26
5. vs. Savannah State, 11/15/12	25
vs. Penn State, 11/20/11	25
at Penn State, 11/21/10	25

Turnovers

Fewest	TOs
1. at Tennessee, 2/2/12	4
2. vs. UNC Asheville, 3/17/17	5
vs. Vanderbilt, 2/16/17	5
vs. CSU Bakersfield, 11/28/15	5
at Clemson, 11/18/15	5
vs. Syracuse, 11/28/14	5
vs. Tennessee, 2/23/15	5
vs. Missouri, 2/28/13	5
vs. Georgia, 3/2/12	5
vs. Ole Miss, 3/3/11	5

Most	TOs
1. at Wake Forest, 12/3/08	32
2. at Ole Miss, 2/25/16	29
vs. Hampton, 11/22/12	29
vs. Kentucky, 1/15/12	29
4. at Kentucky, 1/13/11	28

Assists

1. vs. Minnesota, 12/11/16	29
2. vs. NC Central, 12/1/14	26
3. vs. Winthrop, 12/13/15	25
vs. UNCG, 11/15/15	25
vs. San Diego State, 11/23/14	25
vs. Clemson, 11/20/14	25
vs. Alabama, 1/19/14	25
vs. Charleston Southern, 11/8/13	25

Steals

1. vs. <i>Alabama State, 11/10/17</i>	21
vs. NC Central, 12/1/14	21
vs. Furman, 12/11/11	21
4. vs. San Diego State, 11/23/14	18
5. vs. Saint Peter's, 11/22/16	17
vs. Charleston Southern, 11/8/13	17

Blocked Shots

1. vs. Winthrop, 12/13/15	16
2. vs. Arkansas, 3/6/15	15
3. at Mississippi State, 2/6/14	14
vs. Kentucky, 1/9/14	14
5. at Temple, 12/21/17	13



Dawn Staley

Head Coach

10th Season at South Carolina Virginia, 1992

When three-time Olympic gold medalist Dawn Staley took the reins of the University of South Carolina women's basketball program on May 10, 2008, the Gamecocks' stature immediately rose not just in the Southeastern Conference but on the national stage as well. Nine seasons later, Staley delivered on those expectations with the program's first NCAA National Championship in 2017. South Carolina has the fifth-longest streak of appearances in the Associated Press Top 25, hitting the 100-week mark on Dec. 25, 2017; and the Gamecocks boast six straight 25-win seasons, which include four SEC regular-season championships, three SEC Tournament titles, two NCAA Final Four appearances and three other Sweet 16 seasons, the program's first ever No. 1 national ranking and a school-record 34 wins in 2014-15. Staley's success has united every demographic in the state of South Carolina as the Gamecocks' fan base tripled over a span of three seasons, and three times led the nation in home attendance.

While her coaching career is blossoming, Staley is still recognized for her body of work as a one of the most decorated participants in United States women's basketball history. The Naismith Memorial Basketball Hall of Fame solidified her legacy with her enshrinement as part of the Class of 2013. The Phoenix Club of Philadelphia established the Dawn Staley Award recognizing the nation's top guard in women's Division I basketball in 2013 as well. Staley was inducted into the Women's Basketball Hall of Fame as part of the Class of 2012 and was one of the final nominees for induction to the U.S. Olympic Hall of Fame the same year. In the summer of 2011, the WNBA recognized her as one of the league's "Top 15," honoring the most influential players in the league's history.

In her 18th season as a head coach, Staley has amassed a 405-161 (.716) record, including her 233-81 (.742) slate in her 10th season at South Carolina. She has led her teams to eight 25-win seasons, a total of 13 postseason appearances and 76 weeks in the Associated Press top 10, including 12 in the No. 1 spot. Also a force in USA Basketball, she was named the U.S. Women's National Team head coach for 2017-20 after leading three other U.S. teams to gold medals – 2015 FIBA U19 World Cup, 2014 FIBA U18 Americas Cup, 2007 Pan Am Games – and serving as an assistant on the Senior National Team 2006-08 and again 2014-16, during which the U.S. claimed gold in the 2014 FIBA World Cup and the 2008 and 2016 Olympic Games.

At the helm of the Gamecocks over the last 10 seasons, Staley has been named National Coach of the Year, a Naismith National Coach of the Year Finalist three times, SEC Coach of the Year three times and BCA Female Coach of the Year. She became the fastest coach to 200 wins in program history, needing just 277 games at South Carolina to do it.

Under Staley's leadership, four Gamecocks have collected eight All-America selections, two have picked up four SEC Player of the Year honors, two have earned SEC Defensive Player of the Year recognition, one has been the SEC 6th Player of the Year and three were named SEC Freshman of the Year. She has coached 10 Gamecocks who earned All-SEC honors 21 times, including 11 first-team selections, and five Gamecocks have been selected in the WNBA Draft, including Alaina Coates who, as the No. 2 pick in 2017, became the highest pick in program history, and three others who earned WNBA All-Rookie Team honors.

On Staley's watch, the Gamecocks are enjoying the most sustained success in program history. After posting back-to-back 25-win seasons in 2011-12 and 2012-13 for the first time in more than 30 years, the 2014-15 team broke the school record with 34 wins. South Carolina won more SEC games than the season before in each of Staley's first seven seasons, culminating in the 2015-16 team recording just the second 16-0 conference record in league history. Staley's 97 SEC wins are more than any other Gamecock coach, accounting for 60.2 percent of the program's total 161 wins over its 26 seasons in the league. She has delivered the only SEC championships in program history, lifting that trophy four times in as many seasons, and she has helped the Gamecocks to six of the program's seven top-four finishes in the SEC. Off the court, Staley's Gamecocks have been active in the community and thriving in the classroom. Every student-athlete who completed her eligibility under Staley at South Carolina has graduated or is on track to graduate, and the team GPA has been over 3.0 for seven of the last eight semesters.

Year-by-Year Coaching Record

Year	School	Record	Conf. Rec.	Conf. Finish	Postseason
2000-01	Temple	19-11	11-5	2nd East	WNIT
2001-02	Temple	20-11	12-4	2nd East	A-10 Tourn. Champ./NCAA 1st Round
2002-03	Temple	14-15	9-7	2nd East	
2003-04	Temple	21-10	14-2	1st East	A-10 Tourn. Champ./NCAA 1st Round
2004-05	Temple	28-4	16-0	1st East*	A-10 Tourn. Champ./NCAA 2nd Round
2005-06	Temple	24-8	12-4	3rd	A-10 Tourn. Champ./NCAA 1st Round
2006-07	Temple	25-8	13-1	2nd	NCAA 2nd Round
2007-08	Temple	21-13	12-2	T-1st	NCAA 1st Round
2008-09	South Carolina	10-18	2-12	11th	
2009-10	South Carolina	14-15	7-9	T-7th	
2010-11	South Carolina	18-15	8-8	T-5th	WNIT 2nd Round
2011-12	South Carolina	25-10	10-6	T-4th	NCAA Sweet 16
2012-13	South Carolina	25-8	11-5	T-4th	NCAA 2nd Round
2013-14	South Carolina	29-5	14-2	1st	NCAA Sweet 16
2014-15	South Carolina	34-3	15-1	T-1st	SEC Tourn. Champ./NCAA Final Four
2015-16	South Carolina	33-2	16-0	1st	SEC Tourn. Champ./NCAA Sweet 16
2016-17	South Carolina	33-4	14-2	1st	SEC Tourn. Champ./NCAA Champ
2017-18	South Carolina	12-1	1-0		
Career	18th season	405-161	197-70		
At SC	10th season	233-81	98-45		

Coaching Highlights

College

- 12 NCAA Tournament Appearances (6 at South Carolina)
- NCAA National Champion (2017)
- 12 20-Win Seasons (6 at South Carolina)
- 5 Regular-Season Conference Titles (SEC 2014, 2015, 2016, 2017; A-10 2008)
- 7 Conference Tournament Titles (SEC 2015, 2016, 2017; A-10 2002, 2004, 2005, 2006)
- 3-time Naismith National Coach of the Year Finalist (2014, 2015, 2016)
- Basketball Times National Coach of the Year (2014)
- 4-time WBCA Region Coach of the Year (Region 3 2014, 2015, 2016; Region 1 2005)
- Five-time Conference Coach of the Year (SEC 2014, 2015, 2016; A-10 2004, 2005)
- Winningest head coach at both Temple and South Carolina

USA Basketball

- Senior National Team Head Coach (2017-20)
- Senior National Team Asst. Coach (2006-08, 2014-16) – Rio Olympics gold medal (2016), FIBA World Championship gold medal (2014), Beijing Olympics gold medal (2008), FIBA Americas Championship gold medal (2007), FIBA World Championship bronze medal (2006)
- U19 National Team Head Coach – FIBA U19 World Championship gold medal (2015)
- U18 National Team Head Coach – FIBA U18 Americas Championship gold medal (2014)
- Pan Am Games Head Coach – Gold medal (2007)

Playing Highlights

U.S. Professional – 11 seasons

- Five-time WNBA All-Star (2001, 2002, 2003, 2005, 2006)
- Two-time ABL All-Star (1997, 1998)
- WNBA All-Decade Team

USA Basketball

- Olympic gold medalist (1996, 2000, 2004)
- Flag bearer for U.S. in Olympic Games Opening Ceremony (2004)
- Two-time USA Basketball Female Athlete of the Year (1994, 2004)

College – Virginia (1989-92)

- Kodak All-America (1990, 1991, 1992)
- Honda-Broderick Cup Award for Collegiate Female Athlete of the Year (1991)
- Two-time ACC Player of the Year (1991, 1992)
- NCAA Tournament MOP (1991)

Other Notables

- Naismith Memorial Basketball Hall of Fame, Class of 2013
- Order of the Palmetto Recipient (2013)
- Women's Basketball Hall of Fame, Class of 2012



Official Basketball Box Score - Game Totals - Final Statistics
Alabama State vs #4/2 South Carolina
11/10/17 7 p.m. at Columbia, S.C./Colonial Life Arena



Alabama State 31 • 0-1

#	Player	Total		3-Ptr		Rebounds			PF	TP	A	TO	Blk	Stl	Min
		FG-FGA	FT-FTA	FG-FGA	FT-FTA	Off	Def	Tot							
22	Stephens, Kayla	f	1-7	0-0	1-2	1	1	2	5	3	0	2	0	1	19
04	Calhoun, Tatyana	c	0-0	0-0	0-0	0	2	2	5	0	0	0	0	0	4
52	Pye, Kenya	g	1-3	0-1	0-0	0	1	1	0	2	0	2	0	0	17
11	Smith, Shamyiah	g	1-2	0-0	0-0	0	0	0	2	2	8	5	0	1	22
25	Hunt, Amber	g	3-9	2-5	0-2	2	1	3	1	8	3	0	0	0	29
05	Nelson, Aliyah	g	2-4	0-0	0-0	1	2	3	3	4	0	2	0	0	22
10	Lee, Courtney	g	0-4	0-0	2-4	0	0	0	0	2	1	7	1	1	18
12	Milner, Mya	g	0-5	0-1	2-4	0	0	0	5	2	0	1	0	0	11
21	Sapp, Nia	g	1-7	0-1	1-1	0	1	1	0	3	0	3	0	0	12
23	Gipson, Arleatha	g	1-5	1-1	0-2	2	2	4	2	3	0	2	0	0	25
34	Harvey, Victoria	g	1-8	0-0	0-0	6	3	9	4	2	0	1	1	0	21
Team						5	1	6			1				
Totals			11-54	3-9	6-15	17	14	31	27	31	9	29	2	3	200

1st-FG %: 3-14 21.4% 2nd: 2-13 15.4% 3rd: 5-13 38.5% 4th: 1-14 7.1% Game: 11-54 20.4% Deadball Rebounds 7
3FG %: 1-1 100.0% 1-2 50.0% 1-5 20.0% 0-1 0.0% 3-9 33.3%
FT %: 2-3 66.7% 0-0 0.0% 2-4 50.0% 2-8 25.0% 6-15 40.0%

#4/2 South Carolina 99 • 1-0

#	Player	Total		3-Ptr		Rebounds			PF	TP	A	TO	Blk	Stl	Min
		FG-FGA	FT-FTA	FG-FGA	FT-FTA	Off	Def	Tot							
22	WILSON, A'ja	f	5-9	0-0	6-6	4	6	10	0	16	2	1	3	0	14
03	JENNINGS, Alexis	f	3-7	0-1	1-1	5	4	9	0	7	1	0	2	3	15
04	CLINEY, Doniyah	g	5-8	1-3	4-4	2	2	4	2	15	2	0	0	5	29
11	SPANN, Lindsey	g	6-9	3-5	1-1	0	0	0	0	16	3	1	0	1	22
52	HARRIS, Tyasha	g	4-7	1-4	0-0	0	0	0	0	9	4	1	0	3	20
00	PATRICK, Victoria	g	1-5	0-3	0-0	0	0	0	2	2	1	0	0	1	21
10	JACKSON, Bianca	g	4-10	0-3	0-0	2	4	6	3	8	3	1	2	2	28
21	HERBERT HARRIGAN,	g	7-10	0-0	4-5	2	4	6	1	18	0	2	1	2	21
23	WILLIAMS, LaDazhia	g	1-5	0-0	0-4	4	1	5	2	2	0	1	2	0	14
24	GRISSETT, LeLe	g	1-2	0-0	4-7	2	3	5	4	6	0	3	0	4	16
Team						2	1	3			2				
Totals			37-72	5-19	20-28	23	25	48	14	99	16	10	10	21	200

1st-FG %: 9-18 50.0% 2nd: 11-16 68.8% 3rd: 8-17 47.1% 4th: 9-21 42.9% Game: 37-72 51.4% Deadball Rebounds 6
3FG %: 2-7 28.6% 1-1 100.0% 2-6 33.3% 0-5 0.0% 5-19 26.3%
FT %: 9-11 81.8% 4-6 66.7% 7-9 77.8% 0-2 0.0% 20-28 71.4%

Officials: Kevin Pethel, Bonnie Pettus, Kimberly Thebo
Technical fouls: Alabama State-None. #4/2 South Carolina-None.
Attendance: 13723

Score by periods	1st	2nd	3rd	4th	Total
Alabama State	9	5	13	4	31
#4/2 South Carolina	29	27	25	18	99

Last FG - ALST 4th-02:42, SC 4th-00:51.
Largest lead - ALST by 1 1st-08:59, SC by 68 4th-03:10.
ALST led for 00:30. SC led for 39:25. Game was tied for 00:05.

Points	In	Off	2nd	Fast	Bench
ALST	Paint	T/O	Chance	Break	
SC	56	46	28	6	16
	8	9	8	6	36

Score tied - 0 times.
Lead changed - 2 times.



Official Basketball Box Score - Game Totals - Final Statistics
South Carolina vs #15/13 Maryland
11/13/17 7:00 p.m. at College Park, Md. (XFINITY Center)



South Carolina 94 • 2-0

#	Player	Total		3-Ptr		Rebounds			PF	TP	A	TO	Blk	Stl	Min
		FG-FGA	FT-FTA	FG-FGA	FT-FTA	Off	Def	Tot							
22	WILSON, A'ja	f	10-19	0-0	12-18	8	4	12	2	32	3	5	4	0	36
35	JENNINGS, Alexis	f	5-8	0-1	2-2	4	9	13	1	12	0	0	1	2	27
04	CLINEY, Doniyah	g	2-8	1-5	1-4	1	2	3	3	6	4	2	0	1	32
11	SPANN, Lindsey	g	5-9	3-7	2-2	0	5	5	3	15	2	0	1	1	32
52	HARRIS, Tyasha	g	5-14	3-6	7-7	0	3	3	2	20	9	3	0	3	37
00	PATRICK, Victoria	g	0-0	0-0	0-0	0	0	0	0	0	0	0	0	0	2
10	JACKSON, Bianca	g	2-5	1-3	0-0	0	0	0	0	1	5	0	1	0	16
21	HERBERT HARRIGAN,	g	2-3	0-0	0-0	2	1	3	5	4	0	0	1	0	13
24	GRISSETT, LeLe	g	0-1	0-0	0-0	0	0	0	2	0	1	0	0	0	5
Team						0	2	2							
Totals			31-67	8-22	24-33	15	26	41	19	94	19	12	7	8	200

1st-FG %: 12-19 63.2% 2nd: 6-16 37.5% 3rd: 9-17 52.9% 4th: 4-15 26.7% Game: 31-67 46.3% Deadball Rebounds 6
3FG %: 3-6 50.0% 2-8 25.0% 2-4 50.0% 1-4 25.0% 8-22 36.4%
FT %: 2-4 50.0% 8-8 100.0% 2-2 100.0% 12-19 63.2% 8-22 36.4% 24-33 72.7%

#15/13 Maryland 86 • 1-1

#	Player	Total		3-Ptr		Rebounds			PF	TP	A	TO	Blk	Stl	Min
		FG-FGA	FT-FTA	FG-FGA	FT-FTA	Off	Def	Tot							
24	Stephanie Jones	f	3-4	0-0	2-2	0	3	3	5	8	1	2	0	1	23
03	Channise Lewis	g	3-5	1-2	0-0	1	0	1	3	7	2	2	0	0	18
05	Kaila Charles	g	8-16	1-2	14-15	5	5	10	3	31	0	1	0	0	23
12	Kristen Conroy	g	1-4	1-2	4-4	1	1	2	3	7	2	1	0	0	29
22	Blair Watson	g	5-12	4-10	0-0	1	3	4	4	14	2	1	1	0	33
01	Ieshia Small	g	4-9	0-1	0-0	1	7	8	5	8	2	2	0	0	24
21	Sarah Myers	g	1-4	0-1	2-2	0	0	0	1	4	6	0	0	1	23
34	Brianna Fraser	g	2-9	0-0	3-6	2	3	5	5	7	0	3	4	0	27
Team						1	2	3							
Totals			27-63	7-18	25-29	12	24	36	29	86	15	12	5	2	200

1st-FG %: 5-11 45.5% 2nd: 6-14 42.9% 3rd: 7-17 41.2% 4th: 9-21 42.9% Game: 27-63 42.9% Deadball Rebounds 2
3FG %: 1-3 33.3% 2-4 50.0% 2-5 40.0% 2-6 33.3% 7-18 38.9%
FT %: 2-4 50.0% 9-10 90.0% 2-2 100.0% 12-13 92.3% 25-29 86.2%

Officials: Tina Napier, Usa Mattingly, Felicia Grinter
Technical fouls: South Carolina-HERBERT HARRIGAN, M. #15/13 Maryland-None.
Attendance: 8677

Score by periods	1st	2nd	3rd	4th	Total
South Carolina	29	22	22	21	94
#15/13 Maryland	13	23	18	32	86

Last FG - SC 4th-00:23, UMD 4th-00:38.
Largest lead - SC by 26 3rd-02:20, UMD None.
SC led for 39:22. UMD led for 00:00. Game was tied for 00:38.

Score tied - 1 time.
Lead changed - 0 times.



Official Basketball Box Score - Game Totals - Final Statistics
#4/2 South Carolina vs Clemson
11/16/17 7 p.m. at Clemson, S.C. (Littlejohn Coliseum)



#4/2 South Carolina 66 • 3-0

#	Player	Total		3-Ptr		Rebounds			PF	TP	A	TO	Blk	Stl	Min
		FG-FGA	FT-FTA	FG-FGA	FT-FTA	Off	Def	Tot							
22	WILSON, A'ja	f	8-14	0-0	3-4	2	9	11	2	19	1	2	3	0	26
35	JENNINGS, Alexis	f	1-3	0-0	0-2	0	4	4	1	2	1	1	0	1	18
04	CLINEY, Doniyah	g	2-6	1-3	0-0	2	3	5	1	5	1	1	0	2	22
11	SPANN, Lindsey	g	7-9	6-7	0-0	0	0	0	0	20	2	2	0	1	24
52	HARRIS, Tyasha	g	0-5	0-1	1-2	1	2	3	1	1	4	3	0	0	23
00	PATRICK, Victoria	g	0-3	0-2	0-0	1	1	2	1	0	1	0	0	0	13
10	JACKSON, Bianca	g	0-3	0-1	1-2	1	1	2	4	1	7	0	0	1	26
21	HERBERT HARRIGAN,	g	3-9	0-0	1-5	0	5	5	3	7	0	0	2	1	25
23	WILLIAMS, LaDazhia	g	0-3	0-1	1-2	2	1	3	1	1	0	1	0	0	8
24	GRISSETT, LeLe	g	5-8	0-0	0-0	5	3	8	3	10	1	1	0	0	15
Team						3	3	6							
Totals			26-63	7-15	7-17	17	32	49	18	66	18	11	5	6	200

1st-FG %: 9-19 47.4% 2nd: 5-14 35.7% 3rd: 9-16 56.3% 4th: 3-14 21.4% Game: 26-63 41.3% Deadball Rebounds 6
3FG %: 4-7 57.1% 1-3 33.3% 2-3 66.7% 0-2 0.0% 7-15 46.7%
FT %: 1-3 33.3% 3-6 50.0% 2-4 50.0% 1-4 25.0% 7-17 41.2%

Clemson 36 • 2-1

#	Player	Total		3-Ptr		Rebounds			PF	TP	A	TO	Blk	Stl	Min
		FG-FGA	FT-FTA	FG-FGA	FT-FTA	Off	Def	Tot							
24	Ivy Atkism	f	0-3	0-0	0-0	1	1	2	0	0	0	0	1	0	16
04	Kobi Thornton	f	4-11	0-0	0-2	1	9	10	3	8	0	4	3	1	27
01	Destiny Thomas	g	1-6	0-2											



Official Basketball Box Score -- Game Totals -- Final Statistics
Rutgers vs #3/2 South Carolina
 11/24/17 1:30pm at Germain Arena (Fort Myers, Fla.)



Rutgers 68 • 4-1

#	Player	Total		3-Ptr		Rebounds			PF	TP	A	TO	Blk	Stl	Min
		FG	FGA	FG	FGA	FT	FTA	Off							
03	Tyler Scaife	* 9-21	0-0	2-3	1	2	3	2	20	0	3	0	1	32	
10	Kathleen Fitzpatrick	* 0-0	0-0	0-0	0	0	0	0	0	0	0	0	0	5	
12	Khadaizha Sanders	* 1-3	0-0	1-1	0	0	0	3	3	2	2	0	1	15	
35	Stasha Carey	* 3-4	2-3	0-0	0	1	1	2	8	0	3	0	0	20	
40	Victoria Harris	* 0-2	0-1	0-0	2	3	5	4	0	0	0	0	0	11	
01	Jazlynd Rollins	5-9	0-3	0-0	0	1	1	1	10	4	1	0	3	30	
04	Kate Hill	0-0	0-0	0-0	0	0	0	0	0	1	0	0	0	4	
05	Ciani Cryor	2-6	2-4	0-0	0	1	1	2	6	4	5	0	0	27	
11	Nigia Greene	0-2	0-2	0-0	0	0	0	1	0	0	1	0	0	3	
13	Mael Gilles	0-2	0-0	0-0	2	0	2	1	0	0	0	0	1	8	
15	Caitlin Jenkins	4-8	0-0	0-0	4	4	8	3	8	0	0	3	0	18	
31	Tekia Mack	2-4	1-2	8-9	1	4	5	3	13	2	3	1	4	23	
32	Desiree Keeling	0-1	0-0	0-0	0	0	0	0	0	0	1	0	0	1	
44	Jordan Wallace	0-0	0-0	0-0	0	0	0	0	0	0	0	0	0	3	
Team					1	2	3								
Totals		26-62	5-15	11-13	11	18	29	22	68	12	20	4	10	200	

1st - FG %:	5-14	35.7%	2nd:	5-18	27.8%	3rd:	7-12	58.3%	4th:	9-18	50.0%	Game:	26-62	41.9%	Deadball	
3FG %:	0-2	0.0%	1-6	16.7%	2-2	100.0%	2-5	40.0%	0-3	0.0%	2-2	100.0%	5-15	33.3%	Rebounds	1
FT %:	3-5	60.0%	2-2	100.0%	3-3	100.0%	3-3	100.0%	11-13	84.6%						

#3/2 South Carolina 78 • 5-0

#	Player	Total		3-Ptr		Rebounds			PF	TP	A	TO	Blk	Stl	Min
		FG	FGA	FG	FGA	FT	FTA	Off							
22	WILSON, A'ja	f 9-15	0-0	15-17	1	9	10	2	33	3	2	5	1	34	
35	JENNINGS, Alexis	f 2-2	0-0	2-2	1	3	4	2	6	1	2	0	1	22	
04	CLINEY, Doniyah	f 4-5	0-1	0-0	0	1	1	4	8	1	2	0	0	24	
10	SPANN, Lindsey	g 6-10	3-5	2-2	0	3	3	0	17	1	3	0	1	37	
52	HARRIS, Tyasha	g 3-8	0-1	3-4	1	3	4	1	9	4	5	0	4	36	
00	PATRICK, Victoria	0-0	0-0	0-0	0	0	0	0	0	0	0	0	0	2	
10	JACKSON, Bianca	1-3	1-2	0-0	0	2	2	3	3	2	1	0	2	26	
21	HERBERT HARRIGAN,	1-3	0-0	0-0	2	0	2	2	2	2	0	0	2	11	
23	WILLIAMS, LaDazhia	0-1	0-0	0-0	0	0	0	0	0	1	0	0	0	3	
24	GRISSETT, LeLe	0-1	0-0	0-0	0	2	2	2	0	2	0	1	1	5	
Team					1	3	4								
Totals		26-48	4-9	22-25	6	26	32	16	78	14	18	5	12	200	

1st - FG %:	6-11	54.5%	2nd:	6-13	46.2%	3rd:	5-10	50.0%	4th:	9-14	64.3%	Game:	26-48	54.2%	Deadball	
3FG %:	0-1	0.0%	1-2	50.0%	2-3	66.7%	1-3	33.3%	0-4	0.0%	2-3	66.7%	5-15	33.3%	Rebounds	1
FT %:	6-8	75.0%	2-2	100.0%	7-8	87.5%	7-7	100.0%	22-25	88.0%						

Officials: Brian Garland, Kevin Pethel, Dawn Marsh
 Technical fouls: Rutgers-None. #3/2 South Carolina-None.
 Attendance: 1207

Score by periods	1st	2nd	3rd	4th	Total
Rutgers	13	13	19	23	68
#3/2 South Carolina	18	15	19	26	78

Points	In	Off	2nd	Fast	Bench
Rutgers	28	13	11	15	37
#3/2 South Carolina	36	13	9	14	5

Score tied - 2 times.
 Largest lead - RU by 6 1st-05:36, SC by 11 2nd-08:41.
 RU led for 03:53. SC led for 33:13. Game was tied for 02:54.
 Lead changed - 6 times.

Official Basketball Box Score -- Game Totals -- Final Statistics
#6/6 Notre Dame vs South Carolina
 11/26/17 7:00pm at Germain Arena (Fort Myers, Fla.)

#6/6 Notre Dame 92 • 6-0

#	Player	Total		3-Ptr		Rebounds			PF	TP	A	TO	Blk	Stl	Min
		FG	FGA	FG	FGA	FT	FTA	Off							
01	Lili Thompson	* 2-5	1-1	1-2	0	2	2	2	6	5	4	1	2	30	
03	Marina Mabrey	* 5-10	2-4	0-0	1	2	3	1	12	2	1	0	1	26	
05	Jackie Young	* 8-16	0-0	6-8	2	8	10	3	22	4	1	0	1	37	
23	Jessica Shepard	* 5-7	0-0	0-0	1	4	5	4	10	2	2	0	0	36	
24	Arica Ogunbowale	* 8-17	1-2	6-8	3	4	7	2	23	5	1	0	2	35	
02	Kaitlin Cole	0-0	0-0	0-0	0	0	0	0	0	0	1	0	0	0	
21	Kristina Nelson	4-5	0-0	0-0	1	0	1	3	8	1	3	1	0	12	
30	Mikayla Vaughn	1-1	0-0	0-0	0	1	1	0	2	0	0	0	0	3	
33	Kathryn Westfeld	4-6	1-2	0-0	3	1	4	3	9	0	0	0	0	21	
Team					1	1	2								
Totals		37-67	5-9	13-18	12	23	35	18	92	19	13	2	6	200	

1st - FG %:	8-18	44.4%	2nd:	10-15	66.7%	3rd:	10-21	47.6%	4th:	9-13	69.2%	Game:	37-67	55.2%	Deadball	
3FG %:	2-5	40.0%	1-1	100.0%	1-2	50.0%	1-1	100.0%	5-9	55.6%						
FT %:	0-0	0.0%	2-2	100.0%	4-4	100.0%	7-12	58.3%	13-18	72.2%						

South Carolina 85 • 6-1

#	Player	Total		3-Ptr		Rebounds			PF	TP	A	TO	Blk	Stl	Min
		FG	FGA	FG	FGA	FT	FTA	Off							
22	WILSON, A'ja	f 12-20	0-0	10-13	3	6	9	2	34	5	4	3	3	39	
35	JENNINGS, Alexis	f 5-8	0-1	2-4	3	3	6	2	12	0	3	1	0	25	
04	CLINEY, Doniyah	g 4-4	2-2	2-2	1	4	5	4	12	3	4	0	0	33	
11	SPANN, Lindsey	g 3-14	3-11	1-2	0	0	2	2	10	3	0	0	0	39	
52	HARRIS, Tyasha	g 3-8	1-5	0-0	0	2	2	5	7	5	2	0	4	35	
10	JACKSON, Bianca	2-2	0-0	0-0	0	2	2	2	4	2	1	0	0	13	
21	HERBERT HARRIGAN,	1-4	0-0	0-0	0	1	1	1	2	0	2	1	0	8	
24	GRISSETT, LeLe	2-5	0-0	0-0	1	1	2	1	4	0	0	1	1	8	
Team					5	1	6								
Totals		32-65	6-19	15-21	13	20	33	19	85	18	16	6	8	200	

1st - FG %:	11-19	57.9%	2nd:	3-12	25.0%	3rd:	4-13	30.8%	4th:	14-21	66.7%	Game:	32-65	49.2%	Deadball	
3FG %:	4-8	50.0%	1-3	33.3%	1-6	16.7%	0-2	0.0%	6-19	31.6%						
FT %:	2-4	50.0%	3-4	75.0%	8-11	72.7%	2-2	100.0%	15-21	71.4%						

Officials: Sue Blach, Mark Zentz, Michael McConnell
 Technical fouls: #6/6 Notre Dame-None. South Carolina-None.
 Attendance: 1707

Score by periods	1st	2nd	3rd	4th	Total
#6/6 Notre Dame	18	23	25	26	92
South Carolina	28	10	17	30	85

Points	In	Off	2nd	Fast	Bench
ND	58	20	19	8	19
SC	42	13	13	10	10

Score tied - 2 times.
 Largest lead - ND by 19 4th-06:34, SC by 12 2nd-08:53.
 ND led for 21:42. SC led for 17:22. Game was tied for 00:44.
 Lead changed - 3 times.



Official Basketball Box Score -- Game Totals -- Final Statistics
#3/2 South Carolina vs St. John's
 11/25/17 5:00pm at Germain Arena (Fort Myers, Fla.)



#3/2 South Carolina 76 • 6-0

#	Player	Total		3-Ptr		Rebounds			PF	TP	A	TO	Blk	Stl	Min
		FG	FGA	FG	FGA	FT	FTA	Off							
04	CLINEY, Doniyah	* 2-6	0-2	1-2	0	4	4	3	5	5	3	0	1	33	
11	SPANN, Lindsey	* 2-3	1-1	0-0	0	0	0	4	5	1	2	0	0	20	
22	WILSON, A'ja	* 5-7	1-1	6-8	1	16	17	3	17	2	4	3	0	28	
35	JENNINGS, Alexis	* 10-15	0-1	5-6	2	2	4	2	25	1	1	0	0	31	
52	HARRIS, Tyasha	* 3-10	1-5	1-2	0	2	2	4	8	3	4	1	1	36	
00	PATRICK, Victoria	0-0	0-0	0-0	0	0	0	0	0	0	0	0	0	3	
10	JACKSON, Bianca	2-4	2-3	2-2	1	2	3	2	8	1	0	0	0	21	
21	HERBERT HARRIGAN,	2-3	0-1	0-0	0	3	3	4	4	1	2	0	0	20	
23	WILLIAMS, LaDazhia	0-0	0-0	1-2	0	0	0	2	1	0	1	0	0	2	
24	GRISSETT, LeLe	0-0	0-0	3-4	0	1	1</								



Official Basketball Box Score -- Game Totals -- Final Statistics
#14/16 Duke vs #5/6 South Carolina
 12/03/17 12 p.m. at Columbia, S.C./Colonial Life Arena



#14/16 Duke 52 • 6-2

#	Player	Total		3-Ptr		Rebounds			PF	TP	A	TO	Blk	Stl	Min
		FG-FGA	FT-FTA	FG-FGA	FT-FTA	Off	Def	Tot							
05	Leaonna Odom	f	3-11	0-0	0-0	0	1	1	3	6	1	2	3	2	34
35	Erin Mathias	f	7-9	0-0	2-2	2	4	6	5	16	1	2	2	0	29
04	Lexie Brown	g	5-14	1-4	2-2	0	1	1	1	13	4	0	0	3	34
12	Mikayla Boykin	g	0-4	0-2	1-2	0	2	2	0	1	4	2	0	0	17
23	Rebecca Greenwell	g	3-8	0-2	2-2	2	4	6	0	8	2	2	1	2	38
02	Haley Gorecki	g	0-2	0-1	0-0	0	2	2	1	0	2	4	0	0	13
14	Faith Suggs	g	0-0	0-0	0-0	0	0	0	1	0	0	0	0	0	7
21	Bego Faz Davalos	g	3-5	0-0	0-0	0	1	1	1	6	0	1	0	2	9
25	Jade Williams	g	1-1	0-0	0-2	2	0	2	3	2	0	0	0	0	3
32	Jayda Adams	g	0-1	0-0	0-0	0	0	0	0	0	0	0	0	0	4
44	Madison Treece	g	0-3	0-1	0-0	0	1	1	3	0	0	0	0	0	12
Team						4	0	4							
Totals			22-58	1-10	7-10	10	16	26	18	52	14	13	6	9	200

1st-FG %: 6-13 46.2% 2nd: 5-11 45.5% 3rd: 5-18 27.8% 4th: 6-16 37.5% Game: 22-58 37.9% Deadball Rebounds 3,2
 3FG %: 1-4 25.0% 0-1 0.0% 0-3 0.0% 0-2 0.0% 1-10 10.0%
 FT %: 0-0 0.0% 4-4 100.0% 0-0 0.0% 3-6 50.0% 7-10 70.0%

#5/6 South Carolina 72 • 8-1

#	Player	Total		3-Ptr		Rebounds			PF	TP	A	TO	Blk	Stl	Min
		FG-FGA	FT-FTA	FG-FGA	FT-FTA	Off	Def	Tot							
22	WILSON, A'ja	f	8-16	0-0	2-5	3	8	11	1	18	1	1	0	2	29
35	JENNINGS, Alexis	f	9-15	0-0	3-8	8	2	10	3	21	2	3	1	2	33
04	CLINEY, Doniyah	g	3-8	0-2	0-0	1	3	4	1	6	5	1	1	1	37
10	JACKSON, Bianca	g	2-5	0-1	0-0	2	2	4	1	4	1	3	0	0	34
52	HARRIS, Tyasha	g	4-8	0-2	0-0	0	5	5	0	8	5	2	0	2	34
00	PATRICK, Victoria	g	1-4	1-3	0-0	0	0	0	2	3	1	0	0	0	14
21	HERBERT HARRIGAN,	g	3-4	0-0	2-2	0	1	1	0	8	1	1	1	0	14
23	WILLIAMS, LaDazhia	g	0-1	0-0	0-0	0	0	0	0	0	0	0	0	0	1
24	GRISSETT, LeLe	g	2-2	0-0	0-0	0	0	0	1	4	0	0	0	0	4
Team			32-63	1-8	7-15	1	4	5			1				200
Totals			26-63	1-10	16-25	15	25	40	9	72	16	12	3	7	200

1st-FG %: 8-15 53.3% 2nd: 9-18 50.0% 3rd: 8-17 47.1% 4th: 7-13 53.8% Game: 32-63 50.8% Deadball Rebounds 6,1
 3FG %: 0-2 0.0% 1-3 33.3% 0-2 0.0% 0-1 0.0% 1-8 12.5%
 FT %: 2-2 100.0% 1-4 25.0% 1-3 33.3% 3-6 50.0% 7-15 46.7%

Officials: Mark Zentz, Cameron Inouye, Denise Brooks
 Technical fouls: #14/16 Duke-None. #5/6 South Carolina-None.
 Attendance: 13054

Score by periods	1st	2nd	3rd	4th	Total
#14/16 Duke	13	14	10	15	52
#5/6 South Carolina	18	20	17	17	72

Points	In	Off	2nd	Fast	Bench
DU	32	9	8	8	8
SC	54	19	17	10	15

Last FG - DU 4th-00:43, SC 4th-01:33.
 Largest lead - DU by 3 1st-09:30, SC by 22 4th-03:07.
 DU led for 03:27, SC led for 36:03. Game was tied for 00:30.

Score tied - 1 time.
 Lead changed - 1 time.



Official Basketball Box Score -- Game Totals -- Final Statistics
Coll. of Charleston vs #5/6 South Carolina
 12/05/17 7 p.m. at Columbia, S.C./Colonial Life Arena



Coll. of Charleston 43 • 2-6

#	Player	Total		3-Ptr		Rebounds			PF	TP	A	TO	Blk	Stl	Min
		FG-FGA	FT-FTA	FG-FGA	FT-FTA	Off	Def	Tot							
15	Brown, Tanisha	f	2-9	0-0	2-2	4	2	6	3	6	0	8	0	1	27
21	Larson, Baileigh	c	2-4	0-0	3-4	1	3	4	3	7	0	4	0	1	17
02	Huff, Darion	g	2-8	2-4	4-4	1	4	5	2	10	1	0	0	5	32
03	Brown, Shlicasia	g	3-18	1-2	0-0	2	4	6	3	7	4	3	0	1	35
25	Ford, Deja	g	0-8	0-1	0-0	1	1	2	2	0	1	1	0	1	29
05	Dorsey, Cailin	g	0-1	0-1	0-0	0	0	1	2	0	1	0	0	0	10
10	Heath, Dee	g	0-1	0-0	1-2	0	0	0	0	1	0	0	0	0	5
11	Goodson, Bryanna	g	2-6	1-3	0-0	0	0	0	0	5	0	1	0	0	13
20	Sullivan, Bri	g	0-2	0-0	0-0	0	3	3	2	0	0	2	0	0	12
23	Boyd, Bri	g	3-6	0-0	1-4	3	2	5	2	7	0	1	1	2	14
24	Maddox, Lexi	g	0-1	0-0	0-0	0	1	1	0	0	0	0	0	0	6
Team						1	4	5			1				
Totals			14-64	4-11	11-16	13	25	38	19	43	7	21	1	11	200

1st-FG %: 2-12 16.7% 2nd: 1-18 5.6% 3rd: 5-17 29.4% 4th: 6-17 35.3% Game: 14-64 21.9% Deadball Rebounds 2,1
 3FG %: 2-2 100.0% 0-3 0.0% 2-3 66.7% 0-3 0.0% 4-11 36.4%
 FT %: 0-0 0.0% 2-2 100.0% 5-6 83.3% 4-8 50.0% 11-16 68.8%

#5/6 South Carolina 69 • 9-1

#	Player	Total		3-Ptr		Rebounds			PF	TP	A	TO	Blk	Stl	Min
		FG-FGA	FT-FTA	FG-FGA	FT-FTA	Off	Def	Tot							
22	WILSON, A'ja	f	10-20	0-1	6-7	4	11	15	0	26	0	1	1	3	22
35	JENNINGS, Alexis	f	5-7	0-0	2-2	1	4	5	2	12	1	2	3	0	21
04	CLINEY, Doniyah	g	0-3	0-0	0-0	2	2	4	2	0	1	3	1	0	21
10	JACKSON, Bianca	g	3-8	0-2	0-0	2	8	10	3	6	3	0	0	1	33
52	HARRIS, Tyasha	g	2-7	0-3	5-6	0	4	4	0	9	7	4	1	5	38
00	PATRICK, Victoria	g	1-5	1-4	0-0	0	0	0	1	3	0	3	0	0	19
21	HERBERT HARRIGAN,	g	1-7	0-0	0-0	1	2	3	2	2	1	1	4	0	20
23	WILLIAMS, LaDazhia	g	0-1	0-0	1-2	1	1	2	4	1	1	2	0	1	12
24	GRISSETT, LeLe	g	4-5	0-0	2-8	2	4	6	0	10	3	0	0	2	14
Team						2	1	3			1				200
Totals			26-63	1-10	16-25	15	37	52	14	69	17	17	10	12	200

1st-FG %: 7-22 31.8% 2nd: 6-14 42.9% 3rd: 8-14 57.1% 4th: 6-17 38.5% Game: 26-63 41.3% Deadball Rebounds 5,3
 3FG %: 0-2 0.0% 0-3 0.0% 0-1 0.0% 1-3 33.3% 1-10 10.0%
 FT %: 5-6 83.3% 3-5 60.0% 3-4 75.0% 5-10 50.0% 16-25 64.0%

Officials: Bryan Enterline, Scott Yarbrough, Amy Bonner
 Technical fouls: Coll. of Charleston-None. #5/6 South Carolina-None.
 Attendance: 11732
 Game time 1:46

Score by periods	1st	2nd	3rd	4th	Total
Coll. of Charleston	6	4	17	16	43
#5/6 South Carolina	19	15	19	16	69

Points	In	Off	2nd	Fast	Bench
COFC	12	14	6	7	13
SC	42	23	11	17	16

Last FG - COFC 4th-02:13, SC 4th-01:18.
 Largest lead - COFC by 1 1st-08:30, SC by 28 4th-08:10.
 COFC led for 00:15, SC led for 38:23. Game was tied for 01:09.

Score tied - 0 times.
 Lead changed - 2 times.



Official Basketball Box Score -- Game Totals -- Final Statistics
Savannah State vs #4/5 South Carolina
 12/17/17 3 p.m. at Columbia, S.C./Colonial Life Arena



Savannah State 38 • 2-7

#	Player	Total		3-Ptr		Rebounds			PF	TP	A	TO	Blk	Stl	Min
		FG-FGA	FT-FTA	FG-FGA	FT-FTA	Off	Def	Tot							
02	ALLEN,Kaylee	f	1-9	0-0	4-4	1	4	5	2	6	0	9	0	3	26
33	SOWELL,Alexxus	c	1-5	0-0	1-2	3	3	6	3	3	0	2	0	0	31
03	MOTON,Heniaya	g	0-1	0-0	2-2	0	1	1	0	2	0	2	0	1	17
04	ANDERSON,Jaqueline	g	0-4	0-2	0-0	1	1	2	2	0	2	3	0	0	30
25	SCOTT,Donasja	g	7-14	0-1	3-4	1	2	3	4	17	0	3	0	2	32
12	GRAY,Jalea	g	0-2	0-0	2-2	1	1	2	2	2	0	1	0	0	11
14	RUSSELL,Praise	g	0-1	0-0	0-0	0	0	0	1	0	0	1	0	0	13
22	FARMER,Nadia	g	0-4	0-3	0-0	0	2	2	0	0	0	0	0	0	10
32	BARTLETT,Jazmine	g	2-6	0-0	2-3	0	1	1	1	6	0	1	0	0	17
44	VANCE,Kayla	g	0-1	0-0	0-0	0	1	1	2	0	0	2	0	1	8
55	GALLISHAW,Sabree	g	1-3	0-0	0-0	2	1	3	1	2	0	1	0	0	5
Team						4	2	6			2				
Totals			12-50	0-6	14-17	13	19	32	18	38	2	27	0	7	200

1st-FG %: 6-15 40.0% 2nd: 2-11 18.2% 3rd: 1-9 11.1% 4th: 3-15 20.0% Game: 12-50 24.0% Deadball Rebounds 2
 3FG %: 0-0 0.0% 0-1 0.0% 0-1 0.0% 0-



Official Basketball Box Score -- Game Totals -- Final Statistics
#22/21 Texas A&M vs #4/5 South Carolina
 12/31/17 2 p.m. at Columbia, S.C./Colonial Life Arena



#22/21 Texas A&M 59 • 11-4 (0-1 SEC)

#	Player	Total			Rebounds			PF	TP	A	TO	Blk	Stl	Min	
		FG-FGA	FG-FTA	FT-FTA	Off	Def	Tot								
05	Anriel Howard	f	1-6	0-2	0-0	7	9	16	3	2	2	0	0	0	37
21	Jasmine Lumpkin	f	1-3	0-0	1-2	2	1	3	4	3	2	2	1	4	30
00	Khaalia Hillsman	c	2-7	0-0	2-4	4	2	6	4	6	1	1	1	1	29
03	Chenedy Carter	g	15-37	4-9	2-2	1	2	3	4	36	4	3	0	2	40
12	Danni Williams	g	5-15	1-5	1-2	0	5	5	0	12	3	2	0	0	38
11	Kayla Wells		0-0	0-0	0-0	0	0	0	0	0	0	1	0	0	10
14	Jada Walton		0-0	0-0	0-0	0	1	1	0	0	0	1	0	0	2
31	N'dea Jones		0-0	0-0	0-0	0	1	1	0	0	0	1	1	1	3
34	Caylinne Martin		0-1	0-0	0-0	0	0	0	4	0	0	0	0	0	11
Team						2	1	3							
Totals			24-69	5-16	6-10	16	22	38	19	59	12	11	3	8	200

1st - FG %: 5-17 29.4% 2nd: 5-19 26.3% 3rd: 10-19 52.6% 4th: 4-14 28.6% Game: 24-69 34.8% Deadball Rebounds: 2
 3FG %: 0-3 0.0% 2-4 50.0% 3-6 50.0% 0-3 0.0% 5-16 31.3%
 FT %: 1-2 50.0% 2-4 50.0% 1-2 50.0% 2-2 100.0% 6-10 60.0%

#4/5 South Carolina 61 • 12-1 (1-0 SEC)

#	Player	Total			Rebounds			PF	TP	A	TO	Blk	Stl	Min	
		FG-FGA	FG-FTA	FT-FTA	Off	Def	Tot								
22	WILSON, A'ja	f	9-20	1-1	6-9	4	11	15	3	25	4	2	3	0	33
35	JENNINGS, Alexis	f	2-7	0-0	2-2	1	2	3	2	6	0	1	3	1	25
04	CLINEY, Doniyah	g	7-17	0-4	2-5	2	2	4	0	16	1	5	0	1	37
10	JACKSON, Bianca	g	0-2	0-1	0-0	2	4	6	2	0	1	2	0	0	35
52	HARRIS, Tyasha	g	5-7	1-1	0-2	0	1	1	2	11	7	3	0	0	35
00	PATRICK, Victoria		0-1	0-0	0-0	0	0	0	0	0	0	0	0	0	3
11	SPANN, Lindsey		1-4	1-2	0-0	0	1	1	0	3	0	0	0	1	11
21	HERBERT HARRIGAN,		0-1	0-0	0-0	0	3	3	0	0	1	1	0	0	7
23	WILLIAMS, LaDazhia		0-0	0-0	0-0	0	0	0	0	0	0	0	0	0	2
24	GRISSETT, LeLe		0-0	0-0	0-0	1	1	2	4	0	0	2	1	1	12
Team						2	5	7			1				
Totals			24-59	3-9	10-18	12	30	42	13	61	14	17	7	4	200

1st - FG %: 9-14 64.3% 2nd: 2-11 18.2% 3rd: 4-17 23.5% 4th: 9-17 52.9% Game: 24-59 40.7% Deadball Rebounds: 9,1
 3FG %: 2-2 100.0% 1-2 50.0% 0-5 0.0% 0-0 0.0% 3-9 33.3%
 FT %: 0-0 0.0% 2-4 50.0% 6-12 50.0% 2-2 100.0% 10-18 55.6%

Officials: Beverly Roberts, Carla Fountain, Frank Steratore
 Technical fouls: #22/21 Texas A&M-None. #4/5 South Carolina-None.
 Attendance: 13431

Score by periods	1st	2nd	3rd	4th	Total
#22/21 Texas A&M	11	14	24	10	59
#4/5 South Carolina	20	7	14	20	61

	Points	In Paint	Off T/O	2nd Chance	Fast Break	Bench
#22/21 Texas A&M	28	13	14	17	0	0
#4/5 South Carolina	36	5	8	12	3	3

Last FG - TAMU 4th-01:08, SC 4th-00:01. Score tied - 4 times.
 Largest lead - TAMU by 11 3rd-03:57, SC by 12 2nd-09:05. Lead changed - 4 times.
 TAMU led for 11:24. SC led for 25:34. Game was tied for 03:02.



2017-18 South Carolina Basketball
#4/5 South Carolina Season Schedule/Results & Leaders (as of Dec 31, 2017)
All games



RECORD:	OVERALL	HOME	AWAY	NEUTRAL
ALL GAMES	12-1	7-0	3-0	2-1
CONFERENCE	1-0	1-0	0-0	0-0
NON-CONFERENCE	11-1	6-0	3-0	2-1

Date	Opponent	Score	Att. High Points	High Rebounds
11/10/17	ALABAMA STATE	w 99-31	13723 (18)HERBERT HARRIGAN,	(10)WILSON, A'ja
11/13/17	at #15/13 Maryland	w 94-86	8677 (32)WILSON, A'ja	(13)JENNINGS, Alexis
11/16/17	at Clemson	w 66-36	1589 (20)SPANN, Lindsey	(11)WILSON, A'ja
11/19/17	WOFFORD	w 94-60	12471 (16)WILSON, A'ja	(13)WILSON, A'ja
11/24/17	@vs Rutgers	w 78-68	1207 (33)WILSON, A'ja	(10)WILSON, A'ja
11/25/17	@vs St. John's	w 76-58	1537 (25)JENNINGS, Alexis	(17)WILSON, A'ja
11/26/17	@vs #6/6 Notre Dame	85-92 L	1707 (34)WILSON, A'ja	(9)WILSON, A'ja
11/30/17	WESTERN CAROLINA	w 101-43	12020 (29)WILSON, A'ja	(8)WILLIAMS, LaDazhia
12/03/17	#14/16 DUKE	w 72-52	13054 (21)JENNINGS, Alexis	(11)WILSON, A'ja
12/05/17	COLL. OF CHARLESTON	w 69-43	11732 (26)WILSON, A'ja	(15)WILSON, A'ja
12/17/17	SAVANNAH STATE	w 99-38	13345 (26)WILSON, A'ja	(13)JENNINGS, Alexis
12/21/17	at Temple	w 87-60	3185 (28)WILSON, A'ja	(12)WILSON, A'ja
12/31/17	*#22/21 TEXAS A&M	w 61-59	13431 (25)WILSON, A'ja	(15)WILSON, A'ja

* = Conference game

@ = Gulf Coast Showcase (Estero, Fla.)

Attendance Summary	Games	Attend	Avg/Game
Home	7	89776	12825
Away	3	13451	4484
Neutral	3	4451	1484
Total	13	107678	8283



2017-18 South Carolina Basketball
#4/5 South Carolina Points-Rebounds-Assists (as of Dec 31, 2017)
All games



Opponent	Date	Score		00	04	10	11	21	22	23
				PATRICK,VI	CLINEY,DON	JACKSON,BI	SPANN,LIND	HERBERT HA	WILSON,A'J	WILLIAMS,L
ALABAMA STATE	11/10/17	99-31	w	2-0-1	15-4-2	8-6-3	16-0-3	18-6-0	16-10-2	2-5-0
at #15/13 Maryland	11/13/17	94-86	w	0-0-0	6-3-4	5-0-0	15-5-2	4-3-0	32-12-3	DNP
at Clemson	11/16/17	66-36	w	0-2-1	5-5-1	1-2-7	20-0-2	7-5-0	19-11-1	1-3-0
WOFFORD	11/19/17	94-60	w	3-1-1	10-3-2	7-3-2	12-3-8	12-7-2	16-13-1	0-0-0
vs Rutgers	11/24/17	78-68	w	0-0-0	8-1-1	3-2-2	17-3-1	2-2-2	33-10-3	0-0-0
vs St. John's	11/25/17	76-58	w	0-0-0	5-4-5	8-3-1	5-0-1	4-3-1	17-17-2	1-0-0
vs #6/6 Notre Dame	11/26/17	85-92	L	DNP	12-5-3	4-2-2	10-0-3	2-1-0	34-9-5	DNP
WESTERN CAROLINA	11/30/17	101-43	w	0-1-1	9-7-3	7-4-3	DNP	12-6-0	29-7-0	11-8-0
#14/16 DUKE	12/03/17	72-52	w	3-0-1	6-4-5	4-4-1	DNP	8-1-1	18-11-1	0-0-0
COLL. OF CHARLESTON	12/05/17	69-43	w	3-0-0	0-4-1	6-10-3	DNP	2-3-1	26-15-0	1-2-1
SAVANNAH STATE	12/17/17	99-38	w	6-0-1	4-1-0	5-5-2	DNP	21-3-0	26-3-3	5-1-0
at Temple	12/21/17	87-60	w	0-1-2	11-4-2	16-3-5	DNP	7-2-2	28-12-0	0-0-0
#22/21 TEXAS A&M	12/31/17	61-59	w	0-0-0	16-4-1	0-6-1	3-1-0	0-3-1	25-15-4	0-0-0

Opponent	Date	Score		24	35	52
				GRISSETT,L	JENNINGS,A	HARRIS,TYA
ALABAMA STATE	11/10/17	99-31	w	6-5-0	7-9-1	9-0-4
at #15/13 Maryland	11/13/17	94-86	w	0-0-1	12-13-0	20-3-9
at Clemson	11/16/17	66-36	w	10-8-1	2-4-1	1-3-4
WOFFORD	11/19/17	94-60	w	8-3-0	13-6-1	13-2-3
vs Rutgers	11/24/17	78-68	w	0-2-0	6-4-1	9-4-4
vs St. John's	11/25/17	76-58	w	3-1-0	25-4-1	8-2-3
vs #6/6 Notre Dame	11/26/17	85-92	L	4-2-0	12-6-0	7-2-5
WESTERN CAROLINA	11/30/17	101-43	w	4-0-0	19-7-1	10-2-10
#14/16 DUKE	12/03/17	72-52	w	4-0-0	21-10-2	8-5-5
COLL. OF CHARLESTON	12/05/17	69-43	w	10-6-3	12-5-1	9-4-7
SAVANNAH STATE	12/17/17	99-38	w	8-6-3	10-13-2	14-4-12
at Temple	12/21/17	87-60	w	2-3-0	10-9-0	13-4-11
#22/21 TEXAS A&M	12/31/17	61-59	w	0-2-0	6-3-0	11-1-7



2017-18 South Carolina Basketball
#4/5 South Carolina Team Game-by-Game Comparison (as of Dec 31, 2017)
All games



Opponent	1st	2nd	Score	Mar	Total FG	FG Pct	3-Pointers	3FG Pct	Free Throws	FT Pct	Rebounds	Assist	T/Over	Block	Steal	Fouls	
ALABAMA STATE	56/14	43/17	99-31	+68	37-72/11-54	.514/.204	5-19/3-9	.263/.333	20-28/6-15	.714/.400	48/31	+17	16/9	10/29	10/2	21/3	14/27
#15/13 Maryland	51/36	43/50	94-86	+8	31-67/27-63	.463/.429	8-22/7-18	.364/.389	24-33/25-29	.727/.862	41/36	+5	19/15	12/12	7/5	8/2	19/29
Clemson	37/11	29/25	66-36	+30	26-63/13-52	.413/.250	7-15/2-6	.467/.333	7-17/8-19	.412/.421	49/36	+13	18/8	11/17	5/7	6/5	18/18
WOFFORD	49/34	45/26	94-60	+34	36-65/20-64	.554/.313	6-12/6-19	.500/.316	16-26/14-15	.615/.933	48/27	+21	20/9	12/12	9/1	8/2	19/20
Rutgers	33/26	45/42	78-68	+10	26-48/26-62	.542/.419	4-9/5-15	.444/.333	22-25/11-13	.880/.846	32/29	+3	14/12	18/20	5/4	12/10	16/22
St. John's	28/16	48/42	76-58	+18	26-48/18-58	.542/.310	5-14/5-15	.357/.333	19-26/17-24	.731/.708	39/32	+7	14/11	18/12	4/1	2/6	25/22
#6/6 Notre Dame	38/41	47/51	85-92	(7)	32-65/37-67	.492/.552	6-19/5-9	.316/.556	15-21/13-18	.714/.722	33/35	(2)	18/19	16/13	6/2	8/6	19/18
WESTERN CAROLINA	56/15	45/28	101-43	+58	39-67/16-50	.582/.320	4-16/6-20	.250/.300	19-25/5-13	.760/.365	45/22	+23	18/14	12/24	4/2	16/4	13/23
#14/16 DUKE	38/27	34/25	72-52	+20	32-63/22-58	.508/.379	1-8/1-10	.125/.100	7-15/7-10	.467/.700	40/26	+14	16/14	12/13	3/6	7/9	9/18
COLL. OF CHARLESTON	34/10	35/33	69-43	+26	26-63/14-64	.413/.219	1-10/4-11	.100/.364	16-25/11-16	.640/.688	52/38	+14	17/7	17/21	10/1	12/11	14/19
SAVANNAH STATE	56/23	43/15	99-38	+61	39-67/12-50	.582/.240	5-17/0-6	.294/.000	16-23/14-17	.696/.824	38/32	+6	23/2	7/27	5/0	14/7	12/18
Temple	48/20	41/40	87-60	+27	36-67/20-75	.537/.267	8-20/8-16	.400/.500	7-15/12-16	.467/.750	47/46	+1	22/8	7/12	13/0	9/0	16/16
#22/21 TEXAS A&M	27/25	34/34	61-59	+2	24-59/24-69	.407/.348	3-9/5-16	.333/.313	10-18/6-10	.556/.600	42/38	+4	14/12	17/11	7/3	4/8	13/19

Note: Game totals are displayed in the format TEAM/OPPONENT for each category



2017-18 South Carolina Basketball
#4/5 South Carolina Combined Team Statistics (as of Dec 31, 2017)
Conference games only



RECORD:	OVERALL	HOME	AWAY	NEUTRAL
ALL GAMES	1-0	1-0	0-0	0-0
CONFERENCE	1-0	1-0	0-0	0-0
NON-CONFERENCE	0-0	0-0	0-0	0-0

##	Player	gp-gs	min	avg	Total		3-Point		F-Throw		Rebounds				pf	dq	a	to	blk	stl	pts	avg
					fg-fga	fg%	3fg-fga	3fg%	ft-fga	ft%	off	def	tot	avg								
22	WILSON, A'ja	1-1	33	33.0	9-20	.450	1-1	1.000	6-9	.667	4	11	15	15.0	3	0	4	2	3	0	25	25.0
04	CLINEY, Doniyah	1-1	37	37.0	7-17	.412	0-4	.000	2-5	.400	2	2	4	4.0	0	0	1	5	0	1	16	16.0
52	HARRIS, Tyasha	1-1	35	35.0	5-7	.714	1-1	1.000	0-2	.000	0	1	1	1.0	2	0	7	3	0	0	11	11.0
35	JENNINGS, Alexis	1-1	25	25.0	2-7	.286	0-0	.000	2-2	1.000	1	2	3	3.0	2	0	0	1	3	1	6	6.0
11	SPANN, Lindsey	1-0	11	11.0	1-4	.250	1-2	.500	0-0	.000	0	1	1	1.0	0	0	0	0	0	1	3	3.0
24	GRISSETT, LeLe	1-0	12	12.0	0-0	.000	0-0	.000	0-0	.000	1	1	2	2.0	4	0	0	2	1	1	0	0.0
23	WILLIAMS, LaDazhia	1-0	2	2.0	0-0	.000	0-0	.000	0-0	.000	0	0	0	0.0	0	0	0	0	0	0	0	0.0
21	HERBERT HARRIGAN	1-0	7	7.0	0-1	.000	0-0	.000	0-0	.000	0	3	3	3.0	0	0	1	1	0	0	0	0.0
10	JACKSON, Bianca	1-1	35	35.0	0-2	.000	0-1	.000	0-0	.000	2	4	6	6.0	2	0	1	2	0	0	0	0.0
00	PATRICK, Victoria	1-0	3	3.0	0-1	.000	0-0	.000	0-0	.000	0	0	0	0.0	0	0	0	0	0	0	0	0.0
Team											2	5	7				1					
Total.....		1	200		24-59	.407	3-9	.333	10-18	.556	12	30	42	42.0	13	0	14	17	7	4	61	61.0
Opponents.....		1	200		24-69	.348	5-16	.313	6-10	.600	16	22	38	38.0	19	0	12	11	3	8	59	59.0

TEAM STATISTICS	SC	OPP	Date	Opponent	Score	Att.
SCORING	61	59	* 12/31/17	#22/21 TEXAS A&M	w 61-59	13431
Points per game	61.0	59.0				
Scoring margin	+2.0	-				
FIELD GOALS-ATT	24-59	24-69				
Field goal pct	.407	.348				
3 POINT FG-ATT	3-9	5-16				
3-point FG pct	.333	.313				
3-pt FG made per game	3.0	5.0				
FREE THROWS-ATT	10-18	6-10				
Free throw pct	.556	.600				
F-Throws made per game	10.0	6.0				
REBOUNDS	42	38				
Rebounds per game	42.0	38.0				
Rebounding margin	+4.0	-				
ASSISTS	14	12				
Assists per game	14.0	12.0				
TURNOVERS	17	11				
Turnovers per game	17.0	11.0				
Turnover margin	-6.0	-				
Assist/turnover ratio	0.8	1.1				
STEALS	4	8				
Steals per game	4.0	8.0				
BLOCKS	7	3				
Blocks per game	7.0	3.0				
ATTENDANCE	13431	0				
Home games-Avg/Game	1-13431	0-0				
Neutral site-Avg/Game	-	0-0				

* = Conference game
 @ = Gulf Coast Showcase (Estero, Fla.)

Score by Periods	1st	2nd	3rd	4th	Totals
#4/5 South Carolina	20	7	14	20	61
Opponents	11	14	24	10	59



2017-18 South Carolina Basketball
#4/5 South Carolina Combined Team Statistics (as of Dec 31, 2017)
All games



RECORD:	OVERALL	HOME	AWAY	NEUTRAL
ALL GAMES	12-1	7-0	3-0	2-1
CONFERENCE	1-0	1-0	0-0	0-0
NON-CONFERENCE	11-1	6-0	3-0	2-1

##	Player	gp-gs	min	Total		3-Point		F-Throw		Rebounds			pf	dq	a	to	blk	stl	pts	avg				
				fg-fga	fg%	3fg-fga	3fg%	ft-fga	ft%	off	def	tot									avg			
22	WILSON, A'ja	13-13	360	27.7	118-207	.570	4-8	.500	79-112	.705	40	105	145	11.2	21	0	25	29	41	16	319	24.5		
11	SPANN, Lindsey	8-7	213	26.6	34-64	.531	23-42	.548	7-9	.778	1	11	12	1.5	13	0	20	11	1	6	98	12.3		
35	JENNINGS, Alexis	13-13	316	24.3	63-103	.612	0-5	.000	29-41	.707	34	59	93	7.2	24	0	11	17	15	11	155	11.9		
52	HARRIS, Tyasha	13-12	410	31.5	51-112	.455	9-37	.243	21-28	.750	2	34	36	2.8	21	1	84	32	2	38	132	10.2		
04	CLINEY, Doniyah	13-13	347	26.7	44-95	.463	8-32	.250	11-19	.579	18	31	49	3.8	27	0	30	26	2	19	107	8.2		
21	HERBERT HARRIGAN	13-0	221	17.0	37-71	.521	1-5	.200	24-31	.774	11	34	45	3.5	26	1	10	10	16	6	99	7.6		
10	JACKSON, Bianca	13-6	354	27.2	28-67	.418	11-30	.367	7-8	.875	14	36	50	3.8	26	0	32	15	6	15	74	5.7		
24	GRISSETT, LeLe	13-1	150	11.5	22-40	.550	0-0	.000	15-33	.455	16	22	38	2.9	26	0	8	16	3	11	59	4.5		
23	WILLIAMS, LaDazhia	11-0	88	8.0	7-20	.350	2-3	.667	5-16	.313	10	9	19	1.7	14	0	1	6	2	2	21	1.9		
00	PATRICK, Victoria	12-0	141	11.8	6-35	.171	5-28	.179	0-0	.000	2	3	5	0.4	9	0	8	4	0	3	17	1.4		
Team											28	34	62											
Total.....		13	2600	410-814		.504	63-190	.332	198-297	.667	176	378	554	42.6	207	2	229	169	88	127	1081	83.2		
Opponents.....		13	2601	260-786		.331	57-170	.335	149-215	.693	165	263	428	32.9	269	11	140	223	34	73	726	55.8		

TEAM STATISTICS	SC	OPP	Date	Opponent	Score	Att.
SCORING	1081	726	11/10/17	ALABAMA STATE	w 99-31	13723
Points per game	83.2	55.8	11/13/17	at #15/13 Maryland	w 94-86	8677
Scoring margin	+27.3	-	11/16/17	at Clemson	w 66-36	1589
FIELD GOALS-ATT	410-814	260-786	11/19/17	WOFFORD	w 94-60	12471
Field goal pct	.504	.331	@ 11/24/17	vs Rutgers	w 78-68	1207
3 POINT FG-ATT	63-190	57-170	@ 11/25/17	vs St. John's	w 76-58	1537
3-point FG pct	.332	.335	@ 11/26/17	vs #6/6 Notre Dame	L 85-92	1707
3-pt FG made per game	4.8	4.4	11/30/17	WESTERN CAROLINA	w 101-43	12020
FREE THROWS-ATT	198-297	149-215	12/03/17	#14/16 DUKE	w 72-52	13054
Free throw pct	.667	.693	12/05/17	COLL. OF CHARLESTON	w 69-43	11732
F-Throws made per game	15.2	11.5	12/17/17	SAVANNAH STATE	w 99-38	13345
REBOUNDS	554	428	12/21/17	at Temple	w 87-60	3185
Rebounds per game	42.6	32.9	* 12/31/17	#22/21 TEXAS A&M	w 61-59	13431
Rebounding margin	+9.7	-	* = Conference game			
ASSISTS	229	140	@ = Gulf Coast Showcase (Estero, Fla.)			
Assists per game	17.6	10.8				
TURNOVERS	169	223				
Turnovers per game	13.0	17.2				
Turnover margin	+4.2	-				
Assist/turnover ratio	1.4	0.6				
STEALS	127	73				
Steals per game	9.8	5.6				
BLOCKS	88	34				
Blocks per game	6.8	2.6				
ATTENDANCE	89776	17902				
Home games-Avg/Game	7-12825	3-4484				
Neutral site-Avg/Game	-	3-1484				

Score by Periods	1st	2nd	3rd	4th	Totals
#4/5 South Carolina	306	243	273	259	1081
Opponents	150	148	203	225	726