

Media Relations: Diana Koval  
 Office: 803.777.7977  
 Cell: 314.369.6050  
 Email: dkoval@mailbox.sc.edu  
 Website: www.GamecocksOnline.com  
 Twitter: @GamecocksOnline or @GamecockWBB  
 Facebook: www.Facebook.com/GamecocksOnline

# WOMEN'S BASKETBALL

# SOUTH CAROLINA

Game 21  
 Jan. 27, 2013  
 3 p.m.  
 Fayetteville, Ark.  
 Bud Walton Arena (19,200)

## 2012-13 Schedule

Fri., Nov. 9	Elon	W, 77-44
Mon., Nov. 12	at Louisiana Tech	W, 82-58
Thu., Nov. 15	Savannah State (SPSO)	W, 78-47
Sun., Nov. 18	Clemson (SPSO)	W, 64-43
<i>U.S. Virgin Islands Paradise Jam</i>		
Thu., Nov. 22	vs. Hampton	W, 45-34
Fri., Nov. 23	vs. Florida Gulf Coast	W, 65-46
Sat., Nov. 24	vs. DePaul	W, 55-46
Wed., Nov. 28	Drexel	W, 58-55 (OT)
Sun., Dec. 2	at Seton Hall	W, 55-42
Sun., Dec. 9	Furman (SPSO)	W, 69-35
Wed., Dec. 19	#1/1 Stanford (FSN)	L, 53-49
Fri., Dec. 21	South Carolina State	W, 65-45
Sat., Dec. 29	Western Carolina	W, 66-44
Thu., Jan. 3	#12/13 Tennessee* (SPSO)	L, 53-73
Sun., Jan. 6	at Mississippi State*	W, 60-46
Thu., Jan. 10	Vanderbilt*	W, 64-48
Sun., Jan. 13	at #13/12 Georgia* (CSS)	L, 40-42
Thu., Jan. 17	LSU*	W, 66-59
Sun., Jan. 20	at Florida* (FSF)	W, 52-44
Thu., Jan. 24	#5/4 Kentucky* (SPSO)	W, 55-50
Sun., Jan. 27	at Arkansas*	3 p.m.
Sun., Feb. 3	Auburn*	3 p.m.
Thu., Feb. 7	at Alabama*	7:30 p.m.
Sun., Feb. 10	Texas A&M*	3:30 p.m.
Thu., Feb. 14	at Kentucky*	7 p.m.
Sun., Feb. 17	at Mississippi* (SECN)	2 p.m.
Sun., Feb. 24	Mississippi State*	3 p.m.
Thu., Feb. 28	at Missouri*	8 p.m.
Sun., Mar. 3	Florida* (SPSO)	1 p.m.
<i>SEC Tournament (Duluth, Ga.)</i>		
Wed. Mar. 6	First Round	TBA
Thu., Mar. 7	Second Round	TBA
Fri., Mar. 8	Quarterfinals	TBA
Sat., Mar. 9	Semifinals	TBA
Sun., Mar. 10	Final	TBA

\* indicates SEC game  
 All Times Listed as Eastern

Television outlet listed in parentheses – SPSO is SportSouth;  
 FSN is SportSouth, Fox Sports Southwest and Sun Sports;  
 SECN is SEC Network; CSS is Charter Sports Southeast;  
 FSF is Fox Sports Florida.



## Uniform Patch

The Gamecocks continue to wear the patch added to their uniforms last season to honor teammate Shelbretta Ball, who was medically disqualified from playing in Fall 2011. The team wanted Brett and everyone watching to know that she will always be an integral part of them and whatever they achieve this season.

Additionally, senior guard Ieasia Walker changed her jersey number this season to honor her teammate who was slated to wear that number prior to being medically disqualified.



## South Carolina Gamecocks (17-3, 5-2 SEC)

Head Coach: Dawn Staley

Record at South Carolina: 84-61 (5th season)

Career Record: 256-141 (13th season)

Career vs. Arkansas: 2-3



## Arkansas Razorbacks (14-5, 2-4 SEC)

Head Coach: Tom Collen

Record at Arkansas: 107-71 (6th season)

Career Record: 324-141 (15th season)

Career vs. South Carolina: 3-3

## Game Information

Arkansas Series: ARK leads 17-9

In Fayetteville: ARK leads 10-2

In Columbia: SC leads 7-5

Neutral Site: ARK leads 2-0

Radio: WISW 1320 AM (Brad Muller);  
 GamecocksOnline.com










## South Carolina Notables

- Guard Tiffany Mitchell earned SEC Freshman of the Week honors for the second time this season for her contributions to the team's wins over LSU and Florida last week. Mitchell averaged 9.0 points and 9.0 rebounds, including 4.5 offensive boards per game, while adding 2.0 assists and 2.0 steals per game last week.
- Through 20 games, the Gamecock defense has allowed just one opponent to score 60 or more points in a game to rank third in the country in scoring defense. South Carolina is allowing just 47.7 points per game, including just 51.7 points per SEC contest.
- South Carolina's bench has been a boon the last two games, keyed by sophomore Elem Ibiam and freshman Khadijah Sessions. The four reserves combined to average 16.0 points and 10.0 rebounds in the last two wins.
- Sophomore forward Aleighsa Welch and senior guard Ieasia Walker have provided the ideal inside-outside threat combination over the last five games, during which South Carolina is 4-1. The pair have combined to score 47.6 percent of the team's 277 points during the stretch, averaging 13.0 and 13.4 points, respectively. Both rank among the SEC's top 25 scorers in league games – Welch 22nd at 12.4 ppg and Walker 24th with 12.1 ppg.
- Senior guard Ieasia Walker scored her 1,000th career point as part of her 24-point outing against LSU (Jan. 17). She is the 28th member of that club and just the 12th to also compile at least 200 career steals. She is one of just three active SEC players to have 1,000 career points in combination with 200 career steals and 200 career assists. Walker has an outside chance to reach 500 rebounds as well, sitting at 426 in her career.
- Senior forward Ashley Bruner is one of 26 Gamecocks to amass 500 career rebounds and has a chance to become just the 18th to record at least 600, needing 19 to achieve that plateau.

## Tale of the Tape

Overall	Arkansas			Overall Record	South Carolina		
	SEC Rank	SEC Only	SEC Rank		SEC Only	SEC Rank	SEC Rank
14-5		2-4		17-3	5-2		17-3
8-2		1-2		Home Record	3-1		10-2
5-2		1-2		Away Record	2-1		4-1
1-1				Neutral Record			3-0
69.8	9th	55.0	13th	Points Per Game	55.7	11th	60.9
55.5	5th	58.7	4th	Opp. Points Per Game	51.7	2nd	47.7
.407	10th	.338	13th	Field Goal %age	.345	12th	.384
.356	2nd	.393	7th	Opp. Field Goal %age	.365	3rd	.341
.276	11th	.255	13th	3-Pt. Field Goal %age	.224	14th	.251
.263	3rd	.314	7th	Opp. 3-Pt. Field Goal %age	.311	6th	.286
.702	4th	.621	12th	Free Throw %age	.559	14th	.539
14.2		10.7		FTs Made Per Game	15.0		13.4
40.2	8th	37.0	T-10th	Rebounds Per Game	41.9	3rd	430
+3.2	8th	-3.3	11th	Rebounding Margin	+6.6	3rd	+11.0
15.2	T-6th	12.2	T-10th	Assists Per Game	8.9	13th	10.0
+5.1	4th	+1.8	3rd	Turnover Margin	+1.3	6th	+2.8
10.1	8th	8.8	5th	Steals Per Game	8.0	T-7th	9.2
4.0	7th	4.0	6th	Blocks Per Game	3.6	8th	3.7

# 2012-13 South Carolina Media Roster

2		<p><b>Leasia Walker</b> 5-8 • Senior • Guard Amityville, N.Y. (Copiague) <i>eye-EE-shuh Walker</i></p> <p>PPG <b>9.8</b> RPG <b>3.7</b> APG <b>2.7</b> FG% <b>.361</b> FT% <b>.587</b></p>	<p><b>LAST GAME:</b> 16 pts, 8 rebs, 4 assts, 3 stls vs. UK <b>NOTABLE:</b> Is 7th in SEC in minutes (31.8) and 8th in steals (2.6) ... Became 12th Gamecock to score 1,000 career points and collect 200 career steals ... Averages 2.7 steals in league play ... Averaged 16.0 points, 4.7 rebounds and 3.0 steals over last three games.</p>	<p><b>Career Highs</b> PTS: 30 vs. Clemson, 11/18/10 REB: 11 at Ole Miss, 3/3/11 AST: 8 at LA Tech, 11/12/12 STL: 6, 3x, at Georgia, 1/13/13 BLK: 2, 7x, vs. Kentucky, 1/24/13 MIN: 43, 2x, vs. Drexel, 11/28/12</p>
5		<p><b>Khadijah Sessions</b> 5-8 • Freshman • Guard Myrtle Beach, S.C. (Myrtle Beach) <i>kuh-DEE-zhub Sessions</i></p> <p>PPG <b>4.7</b> RPG <b>1.2</b> APG <b>1.1</b> FG% <b>.356</b> FT% <b>.632</b></p>	<p><b>LAST GAME:</b> 8 pts, 2 rebs, 1 stl vs. Kentucky <b>NOTABLE:</b> Highest scoring Gamecock off the bench ... Led team with 15 pts at Florida, including three FTs in final 30 seconds to help clinch victory ... Handled UK's pressure well in 26 min off bench, adding eight points, including late FT ... Dynamic play-maker.</p>	<p><b>Career Highs</b> PTS: 15 at Florida, 1/20/13 REB: 5 at Florida, 1/20/13 AST: 4 vs. Savannah St., 11/15/12 STL: 3 vs. Savannah St., 11/15/12 BLK: 1, 2x, vs. WCU, 12/29/12 MIN: 28 at Florida, 1/20/13</p>
12		<p><b>Wilka Montout</b> 6-3 • Junior • Center Cayenne, French Guiana (NE Okla. A&amp;M) <i>WIL-kuh mawn-TOO</i></p> <p>PPG <b>3.1</b> RPG <b>1.9</b> APG <b>0.4</b> FG% <b>.276</b> FT% <b>.706</b></p>	<p><b>LAST GAME:</b> Did not play vs. Kentucky <b>NOTABLE:</b> Capped 25-5 1st half run vs. Vandy with 3-pointer ... Hit four FGs and blocked two shots against Furman ... Grabbed five of six boards at Savannah State on offensive end ... Multi-faceted post who can stretch defenses with mid-range and outside shooting.</p>	<p><b>Career Highs</b> PTS: 12 at LA Tech, 11/12/12 REB: 6 vs. Savannah St., 11/15/12 AST: 2 vs. Elon, 11/9/12 STL: 1, 3x, vs. Hampton, 12/22/12 BLK: 2 vs. Furman, 12/9/12 MIN: 24 vs. Sav. St., 11/15/12</p>
20		<p><b>Sancheon White</b> 5-10 • Senior • Guard Hammon, Ind. (Central Arizona College) <i>SAN-chee-awn White</i></p> <p>PPG <b>5.0</b> RPG <b>4.1</b> APG <b>1.1</b> FG% <b>.310</b> FT% <b>.762</b></p>	<p><b>LAST GAME:</b> 3 rebs (2 off.) vs. Kentucky <b>NOTABLE:</b> Has accepted challenge of guarding opponents' top scorer ... Is second on team with 10 steals in league play ... Solid lockdown defender with expanding offensive and rebounding skills.</p>	<p><b>Career Highs</b> PTS: 11, 2x, at MSU, 1/6/13 REB: 13 at Auburn, 1/19/12 AST: 3, 2x, vs. Presby., 11/27/11 STL: 3, 6x, at Georgia, 1/13/13 BLK: 4 vs. Drexel, 11/28/12 MIN: 40 vs. Drexel, 11/28/11</p>
21		<p><b>Ashley Bruner</b> 6-0 • Senior • Forward Norman, Okla. (Norman) <i>Ashley BREW-ner</i></p> <p>PPG <b>9.2</b> RPG <b>7.4</b> APG <b>1.5</b> FG% <b>.420</b> FT% <b>.299</b></p>	<p><b>LAST GAME:</b> 5 pts, 6 rebs vs. Kentucky <b>NOTABLE:</b> Has posted nine double-digit scoring games ... Ranks 10th in SEC in rpg and 8th in offensive rpg (3.2) ... Averaged 10.7 points and 9.0 rebs over last three games ... Snagged 500th career rebound at Seton Hall.</p>	<p><b>Career Highs</b> PTS: 18 vs. Savannah St., 12/5/10 REB: 18 vs. Penn St., 11/20/11 AST: 4, 3x, vs. LSU, 1/17/13 STL: 5 at Seton Hall, 12/2/12 BLK: 4, 2x, vs. Sav. St., 12/5/10 MIN: 37 vs. DePaul, 11/24/12</p>
24		<p><b>Aleighsa Welch</b> 6-0 • Sophomore • Forward Goose Creek, S.C. (Goose Creek) <i>uh-LEE-sub Welch</i></p> <p>PPG <b>12.4</b> RPG <b>8.4</b> APG <b>0.8</b> FG% <b>.638</b> FT% <b>.673</b></p>	<p><b>LAST GAME:</b> 11 pts, 7 rebs, 2 stls vs. Kentucky <b>NOTABLE:</b> Has six double-doubles ... Is SEC's top offensive rebounder (4.4 Orpg) and 5th in total rpg ... Leads team in scoring (18th in SEC) ... Team high scorer seven times, high rebounder seven times ... Has 14 10+ point games and eight 10+ rebound outings.</p>	<p><b>Career Highs</b> PTS: 19, 2x, at Georgia, 1/13/13 REB: 15 vs. Drexel, 11/28/12 AST: 3 at Miss. State, 1/6/13 STL: 3, 2x, vs. Elon, 11/9/12 BLK: 4 at NC State, 12/4/11 MIN: 42 vs. Drexel, 11/28/12</p>
25		<p><b>Tiffany Mitchell</b> 5-9 • Freshman • Guard Charlotte, N.C. (Providence Day)</p> <p>PPG <b>10.2</b> RPG <b>6.2</b> APG <b>1.5</b> FG% <b>.390</b> FT% <b>.549</b></p>	<p><b>LAST GAME:</b> 7 pts, 2 rebs, 2 assts vs. Kentucky <b>NOTABLE:</b> Ranks 3rd among SEC freshmen in scoring and rebounding ... Is 19th in SEC in rebounding ... Led team in scoring six times, rebounding four times ... Scored in double figures 10 times ... Notched team's first 20-point game of season against SC State (21 pts/11 rebs).</p>	<p><b>Career Highs</b> PTS: 21 vs. SC St., 12/21/12 REB: 11, 4x, at Florida, 1/20/13 AST: 4 vs. Sav. St., 11/15/12 STL: 5 vs. Furman, 12/9/12 BLK: 1, 2x, vs. Vandy, 1/10/13 MIN: 35 vs. LSU, 1/17/13</p>
31		<p><b>Asia Dozier</b> 5-10 • Freshman • Guard Columbia, S.C. (Spring Valley) <i>Asia DOE-zhur</i></p> <p>PPG <b>2.9</b> RPG <b>2.2</b> APG <b>0.9</b> FG% <b>.182</b> FT% <b>.444</b></p>	<p><b>LAST GAME:</b> Did not play vs. Kentucky <b>NOTABLE:</b> Played a solid 20 minutes against Vandy ... Buried second-half 3 to pull within two points of #1/1 Stanford ... Gatorade South Carolina Player of the Year and SC Miss Basketball ... Father, Perry, and uncle Terry both played basketball at South Carolina.</p>	<p><b>Career Highs</b> PTS: 11 vs. Sav. St., 11/15/12 REB: 10 vs. Elon, 11/9/12 AST: 5 at LA Tech, 11/12/12 STL: 2 at LA Tech, 11/12/12 BLK: 1, 4x, at Miss. St., 1/6/13 MIN: 26 vs. Elon, 11/9/12</p>
33		<p><b>Elem Ibiam</b> 6-3 • Sophomore • Center Fayetteville, Ga. (Fayette County) <i>ELL-um IB-ee-um</i></p> <p>PPG <b>3.8</b> RPG <b>4.3</b> APG <b>0.1</b> FG% <b>.380</b> FT% <b>.438</b></p>	<p><b>LAST GAME:</b> 8 pts, 8 rebs (4 off.) vs. Kentucky <b>NOTABLE:</b> Averaging 15.3 minutes in SEC play ... Scored 6 pts in key 12-4 2nd-half run vs. #5/4 Kentucky ... Scored SEC career-high nine points against Vanderbilt, including eight in dominant first half ... Tied career high with five blocks vs. WCU, tying for 3rd in Arena history.</p>	<p><b>Career Highs</b> PTS: 11 vs. SC St., 12/21/12 REB: 11 vs. Elon, 11/9/12 AST: 2 vs. E. Mich., 3/17/12 STL: 1, 6x, at Georgia, 1/13/13 BLK: 5, 2x, vs. WCU, 12/29/12 MIN: 25 vs. WCU, 12/29/12</p>

**Starter**

**Reserve**

# Quick Facts

## The University

**Location:** Columbia, S.C.  
**Founded:** 1801  
**Enrollment:** 30,721  
**Colors:** Garnet (PMS 202C) and Black  
**Nickname:** Gamecocks  
**Conference:** Southeastern  
**President:** Dr. Harris Pastides  
**Athletics Director:** Ray Tanner  
**Facility:** Colonial Life Arena (18,000)

## Coaching Staff

**Head Coach:** Dawn Staley  
**Alma Mater:** Virginia, 1992  
**Overall Record:** 256-141 (13th season)  
**School Record:** 84-61 (5th season)  
**Assoc. Head Coach (Alma Mater):**  
 Lisa Boyer (Ithaca, 1972)  
**Assistant Coaches (Alma Mater):**  
 Nikki McCray (Tennessee, 1995)  
 Darius Taylor (Michigan, 2000)

## Team Information

**2011-12 Record:** 25-10  
 Home: 12-3    Away: 9-5    Neutral: 4-2  
**SEC Record (Finish):** 10-6 (T-4th)  
 Home: 6-2    Away: 4-4  
**Letterwinners Returning/Lost:** 6/7  
**Starters Returning/Lost:** 1/4

## Program History

**First Year of Women's Basketball:** 1974-75  
**All-Time Record:** 674-490 (39th season)  
**All-Time SEC Record:** 96-194 (22nd season)  
**NCAA Appearances (Last):** 9 (2012, Sweet 16)  
**NCAA Tournament Record:** 10-9  
**WNIT Appearances (Last):** 4 (2011)  
**WNIT Record:** 3-4

## Media Relations

**Women's Basketball Contact:** Diana Koval  
**Office:** 803.777.7977  
**Cell:** 314.369.6050  
**Email:** dkoval@mailbox.sc.edu  
**Press Row Phone:** 803.777.6182  
**Athletics Department on the Web**  
**Website:** GamecocksOnline.com  
**Twitter:** @GamecocksOnline.com  
**Facebook:** Facebook.com/GamecocksOnline  
**YouTube:** YouTube.com/GamecocksOnline  
**Women's Basketball on Twitter**  
**Team:** @GamecockWBB  
**Head Coach:** @DawnStaley

## Current Gamecock Streaks

	Total	Home	Road	Neut.
Overall	W3	W3	W1	W3
SEC	W3	W3	W1	—
Non-Conference	W2	W2	W4	W3
Ranked Teams	W1	W1	L1	L2

## A South Carolina Win Would...

- Make the Gamecocks 6-2 in SEC play for the first time since the 2001-02 team opened league play with a 9-2 mark.
- Be the Gamecocks' third over Arkansas in the last four meetings and the second in the last three outings in Fayetteville.

## By the Numbers

- 1 Opponent that has scored 60 or more points against the Gamecocks this season, helping South Carolina to No. 3 in the nation in scoring defense
- 2 Times this season that Tiffany Mitchell has been named SEC Freshman of the Week, including her selection on Monday for her contributions to last week's wins over LSU and Florida
- 3 Gamecocks that rank among the SEC's top 20 in rebounding – Aleighsa Welch (8.4, 5th), Ashley Bruner (7.4, 10th) and Tiffany Mitchell (6.2, 19th)
- 3.6 Points per game more scored by senior guard Ieasia Walker in SEC games this season than in non-conference play – 8.5 in non-conference, 12.1 in SEC
- 7 Rebounds needed by senior forward Ashley Bruner to move into the program's all-time top 20 in career boards
- 11.5 Points per game scored by freshman guard Khadijah Sessions over the last two contests after entering the stretch with a 3.9 scoring average
- 12 Gamecocks all-time who have amassed 1,000 career points and 200 career steals after senior guard Ieasia Walker joined the club with her 24-point outing against LSU (Jan. 17) – She is one of just three active SEC players with 1,000 career points along with 200 career steals and 200 career assists.
- 14 Deficit at halftime for the Gamecocks against Drexel before coming back to win in overtime, the largest deficit South Carolina has overcome since rallying from 18 points down with 8:15 to play in the first half against LSU on Jan. 6, 2011 and the largest second-half deficit overcome by the Gamecocks in the Dawn Staley era
- 15 Points by Khadijah Sessions at Florida (Jan. 20), the highest scoring output by a Gamecock off the bench this season
- 29.3 Points below their season average that South Carolina held the #5/4 Kentucky Wildcats in Thursday night's victory.
- 32 Free throws made by the Gamecocks at Mississippi State (Jan. 6), the most in the Dawn Staley era, the fourth-most in school history and the most ever in a road game
- 42 Points scored by then-# 13/12 Georgia (Jan. 13), the fewest the Gamecocks have ever allowed in a losing effort
- 59 Rebounds by the Gamecocks at Florida (Jan. 20), the most in the Dawn Staley era
- 76.4 Percent of the team's 1,218 points this season scored by the starting lineup
- 87 Offensive rebounds by Aleighsa Welch this season, more than half of her total of 168, to lead the SEC in offensive rebounding (4.4 per game)

## The Arkansas Series

The Razorbacks lead the series 17-9, but the Gamecocks have won two of the last three and five of the last eight. The team split their pair of games last season with each winning on its home floor.

Arkansas struck the first blow with a 68-47 victory at Walton Arena on Feb. 9, 2012, taking some of the shine off the Gamecocks' win at Tennessee just a week earlier. South Carolina leveled the season series with a 53-47 win on Feb. 26 to send the 2012 senior class out with a victory in the regular-season finale.

The Gamecocks have posted just two wins in 12 games in Fayetteville. The most recent was a 64-62 overtime decision on Feb. 6, 2011, that included a pair of free throws from Ieasia Walker to send the game to overtime.

## Gamecocks' Five-Second Count

With a complementary blend of youth and experience, South Carolina opened a season 10-0 for the first time since the 1981-82 team also won its first 10 contests. The Gamecocks, now 17-3 overall and 5-2 in SEC action, have shown they have both inside and outside offensive options and are dominant on the glass this season while the defense has dropped off very little from last season's NCAA Tournament Sweet 16 effort. Two Gamecocks average double-figure points with three others netting 5.0 or more per game. South Carolina ranks seventh in the nation with a +11.0 rebounding margin and has three players ranked among the SEC's top 20 rebounders. Defensively, the Gamecocks are third in the nation in scoring defense, yielding just 47.7 points per game. South Carolina has held 15 of its 20 opponents this season to 50 or fewer points and limited seven of the 20 to under 30 percent field goal shooting, including Hampton (Nov. 22), which hit just 19.3 percent (11-57) from the field for the second-lowest opponent field goal percentage of the Staley era, and

## Gamecocks in the Rankings

Team	SEC	NCAA	Actual
Scoring Offense	13	198	60.9
Scoring Defense	1	3	47.7
Field Goal Percentage	11	182	.384
Field Goal %age Def.	1	22	.342
3-Point FG %age	14	—	.251
3-Point FG %age Def.	8	98	.286
3-Point FG Made/Gm.	10	289	3.5
Free Throw Percentage	14	342	.539
Rebounding Offense	2	—	43.0
Rebounding Defense	1	—	32.0
Rebounding Margin	1	7	+11.0
Assists	14	310	10.0
Steals	11	154	9.2
Turnover Margin	6	62	+2.8
Assist-to-Turnover Ratio	13	182	0.7
Blocked Shots	11	136	3.7

Ashley Bruner	SEC	NCAA	Actual
Rebounding	10	212	7.4
Offensive Rebounding	8	—	3.2

Tiffany Mitchell	SEC	NCAA	Actual
Rebounding	19	—	6.2

Ieasia Walker	SEC	NCAA	Actual
Steals	8	89	2.6
3-Point FG Made/Gm.	14	—	1.3
Minutes Played	7	—	31.8

Aleighsa Welch	SEC	NCAA	Actual
Scoring	T-18	—	12.4
Rebounding	5	115	8.4
Offensive Rebounding	1	—	4.4
FT %age	14	—	.673

Vanderbilt (Jan. 10), which shot just 26.5 percent after coming into the game with the SEC's second-highest field goal accuracy at 45.2.

### Road Warriors

The Gamecocks are 192-232 (.453) all-time in games on enemy territory, including a 17-27 (.386) mark under head coach Dawn Staley.

### Judging January

South Carolina is 182-179 (.504) all-time in the month of January, including a 21-21 (.500) record under fifth-year head coach Dawn Staley. The Gamecocks are 107-75 (.588) in home games during the first month of the calendar year, including a 31-55 (.360) mark at Colonial Life Arena. South Carolina is 62-96 (.392) in January road games and 4-0 at neutral sites during the month.

### Life in the League

South Carolina is 96-194 (.331) all-time in its 22nd season of SEC regular-season play. The Gamecocks are 62-84 (.425) in SEC games played in Columbia with a 34-110 record (.236) on the road. Under head coach Dawn Staley, the Gamecocks have a 32-37 (.464) SEC record, which includes a 2-12 slate in her first season at the helm. The program's 27 SEC regular-season victories in Staley's first four seasons are the best four-year mark for the program in more than a decade.

Last season's 10 wins matched the 2001-02 team for the best since joining the league for the 1991-92 season. It was just the third time in its 21 seasons in the league that South Carolina posted at least nine conference wins. In fact, the Gamecocks have only won seven or more league games six times in their 21 seasons with three of those coming under Staley.

Overall, Staley boasts a 131-62 (.679) record in league play, including eight seasons leading her Temple teams to a 99-25 (.798) Atlantic 10 mark.

## All-Time Records vs. SEC

Opponent	Overall	Under		SEC		H	A	N	Streak	Last
		Staley	Season	SEC	Tourn.					
Alabama	16-15	6-0	12-12	1-2	9-5	6-8	1-2	Won 5	W: 57-38, 3/1/12 (N)	
Arkansas	9-17	2-3	9-15	0-2	7-5	2-10	0-2	Won 1	W: 53-47, 2/26/12 (H)	
Auburn	15-21	3-3	10-15	1-1	9-7	5-12	1-2	Lost 1	L: 49-53, 1/19/12 (A)	
Florida	11-20	3-4	9-18	0-2	4-10	7-8	0-2	Won 3	W: 52-44, 1/20/13 (A)	
Georgia	7-33	3-6	5-21	1-2	3-14	2-15	2-4	Lost 1	L: 40-42, 1/13/13 (A)	
Kentucky	19-30	3-6	15-23	0-1	14-9	5-18	0-3	Lost 2	W: 55-50, 1/24/13 (H)	
LSU	5-22	2-5	4-22	1-0	3-10	1-12	1-0	Won 1	W: 66-59, 1/17/13 (H)	
Ole Miss	15-17	5-2	11-12	2-4	9-4	4-8	2-5	Won 3	W: 61-43, 1/26/12 (H)	
Miss. State	12-16	3-3	11-13	0-2	8-5	4-9	0-2	Won 3	W: 60-46, 1/6/13 (A)	
Missouri	1-0	0-0	—	—	0-0	0-0	1-0	Won 1	W: 72-60, 1/24/01 (N)	
Tennessee	2-44	1-7	1-25	0-3	1-19	1-20	0-5	Lost 2	L: 53-73, 1/3/13 (H)	
Texas A&M	0-0	0-0	—	—	0-0	0-0	0-0	—	—	
Vanderbilt	9-21	4-2	9-18	0-2	6-8	3-11	0-2	Won 3	W: 64-48, 1/10/13 (H)	
<b>Totals</b>	<b>121-256</b>	<b>35-41</b>	<b>96-194</b>	<b>6-21</b>	<b>73-96</b>	<b>40-131</b>	<b>8-29</b>	<b>Won 3</b>		

### Rendering the RPI

With a 17-3 record, including seven wins away from home, the Gamecocks are 17th in the NCAA RPI released on Jan. 21. South Carolina is one of seven SEC schools rated among the top 50 with four others coming inside the top 80.

The Gamecocks' strength of schedule ranks in the top 25 and will continue to build over the course of the season. The Gamecocks are slated to play five teams currently ranked in the top 25 – then-No. 1/1 Stanford (Dec. 19), then-No. 12/13 Tennessee, at then-No. 13/12 Georgia (Jan. 13), home and away against No. 5/4 Kentucky (Jan. 24/Feb. 14) and No. 16/18 Texas A&M.

### Reading the Rankings

South Carolina is ranked in both national polls for the sixth-straight week. The Gamecocks moved back up to No. 18 in the Associated Press Poll this week after cracking into that poll at No. 24 the week of Dec. 10. South Carolina climbed as high as No. 18 in the poll this season, the program's highest ranking since the end of the 2002-03 season. The Gamecocks climbed up to a tie for 14th in this week's USA Today Coaches Poll. Here's a look at the Gamecocks' ranking each week of the season, listed as AP/USA Today Coaches Poll:

	Pre	N12	N19	N26	D3	D10	D17	D24	D31	J7	J14	J21
SC	rv/rv	rv/rv	rv/rv	rv/24	rv/21	24/18	21/17	19/16	18/15	18/16	19/18	18/14

### Five for Fighting

South Carolina head coach Dawn Staley has used the same starting lineup in every game this season, and the quintet led the way to the program's best non-conference record and the best SEC start since 2001-02. Starters – Ieasia Walker, Sancheon White, Tiffany Mitchell, Ashley Bruner and Aleighsa Welch – account for 76.4 percent of the offense and 69.0 percent of rebounds while playing 72.0 percent of the minutes available. Each of the five averages at least 5.0 points, more than any Gamecock off the bench. Still, the four reserves available have out-scored their counterparts on the opposite bench 12 times this season, during which the Gamecocks are 11-1.

## 2012-13 Roster

No.	Name	Pos.	Ht	Yr.	Hometown/Last School
2	Ieasia Walker	G	5-8	Sr.	Amityville, N.Y./Copiague
5	Khadajah Sessions	G	5-8	Fr.	Myrtle Beach, S.C./Myrtle Beach
12	Wilka Montout	C	6-3	Jr.	French Guiana/NE Okla. A&M
15	Tiffany Davis	G	5-7	Fr.	Houston Texas/Westbury Christian
20	Sancheon White	G	5-10	Sr.	Hammond, Ind./Central Arizona
21	Ashley Bruner	F	6-0	Sr.	Norman, Okla./Norman
23	Tina Roy	G	5-11	So.	Kaplan, La./Kaplan
24	Aleighsa Welch	F	6-0	So.	Goose Creek, S.C./Goose Creek
25	Tiffany Mitchell	G	5-9	Fr.	Charlotte, N.C./Providence Day
31	Asia Dozier	G	5-10	Fr.	Columbia, S.C./Spring Valley
33	Elem Ibiam	C	6-3	So.	Fayetteville, Ga./Fayette County

**Head Coach:** Dawn Staley

**Associate Head Coach:** Lisa Boyer

**Assistant Coaches:** Nikki McCray, Darius Taylor



## Around the SEC

	SEC Games			Overall		
	W	L	Pct.	W	L	Pct.
Tennessee	7	0	1.00	16	3	.842
Kentucky	6	1	.857	18	2	.900
Texas A&M	5	1	.833	15	5	.750
South Carolina	5	2	.714	17	3	.850
Georgia	4	2	.667	16	3	.842
LSU	3	3	.500	12	7	.632
Vanderbilt	3	3	.500	13	6	.684
Alabama	2	4	.333	12	7	.632
Arkansas	2	4	.333	14	5	.737
Florida	2	4	.333	13	7	.650
Missouri	2	4	.333	13	7	.650
Auburn	2	5	.286	13	7	.650
Ole Miss	1	5	.167	8	11	.421
Mississippi St.	0	6	.000	8	11	.421

### Coming Up

#### January 27

Florida at #14/14 Georgia, 1 p.m. (CSS)

Vanderbilt at Alabama, 2 p.m. (SECN)

LSU at #5/4 Kentucky, 3 p.m. (SPSO)

Ole Miss at Mississippi State, 3 p.m.

Missouri at #16/18 Texas A&M, 3:30 p.m. (ESPNU)

### Recent Results

#### January 24

Ole Miss def. Florida, 88-81

Arkansas def. Missouri, 58-50

#16/18 Texas A&M def. Mississippi State, 81-33

Alabama def. Auburn, 61-51

#9/9 Tennessee def. Vanderbilt, 83-75

*Rankings are listed as AP/Coaches Poll  
All Times Eastern; TV Network in ()*

## Bench Boon

In the last two games, South Carolina gotten great contributions off the bench, both in minutes played an timely production. The two Gamecocks leading that charge are sophomore Elem Ibiam and freshman Khadijah Sessions.

Ibiam was the first to surge ahead, going back to the LSU game (Jan. 17). In the three outings since – all Gamecock wins – the 6-foot-3 center averaged 6.7 rebounds per game, including 3.7 on the offensive end. Ibiam added timely offense with eight points in the win over #5/4 Kentucky (Jan. 24), including six during a 12-4 run late in the second half that helped propel the Gamecocks to victory.

Sessions shot her way into a season-high 28 minutes at Florida (Jan. 20) to finish the game with 15 points. Six of those points came at the free throw line, including three in the final 30 seconds to help the Gamecocks secure the victory. Against #5/4 Kentucky (Jan. 24), the guard delivered 26 minutes of solid ball-handling – no turnovers against UK's pressure defense – while scoring eight points that included a free throw in the final 11 seconds of the five-point victory.

## Good Hands

South Carolina is ranked 24th in the country in turnovers, committing just 14.1 per game. The Gamecocks have committed 10 or fewer turnovers seven times this season, including a pair of seven-turnover games that rank among the top five in the Dawn Staley era. South Carolina has turned it over more than 15 times in a game just six times, while the defense has forced more than 15 turnovers 13 times. The Gamecocks' 14.1 turnovers per game is the lowest average by the program since the 1983-84 team set the school record of 8.2. The 2011-12 Gamecocks closed the season with a 14.2 turnover average.

## Demanding Defense

The hallmark of the Gamecocks under head coach Dawn Staley has always been defense, and this season's team is no different. South Carolina's defense ranks third in the nation in points allowed per game (47.7), trailing just Green Bay (46.7) and Connecticut (47.6). The Gamecocks have allowed just one opponent to score 60 or more points this season (Tennessee, Jan. 3) and have held 14 to 48 or fewer.

One of the more interesting facets of the Gamecocks' stifling defense is that it has not necessarily held opponents to a sub-par shooting percentage. Through Staley's tenure, opponents have shot 39.7 percent from the field (3,126-7,875). The defensive success has come from limiting opponent shot attempts entirely, especially

## Games Led Team In...

(Tied for team lead in each category included)

Scoring	2012-13	Career	Record
Aleighsa Welch	7	11	7-4
Tiffany Mitchell	6	6	5-1
Ashley Bruner	5	10	8-2
Ieasia Walker	3	23	13-10
Khadijah Sessions	1	1	1-0
Tina Roy	0	2	2-0

Rebounding	2012-13	Career	Record
Aleighsa Welch	7	23	20-3
Ashley Bruner	6	29	16-13
Tiffany Mitchell	4	4	3-1
Sancheon White	3	6	3-3
Elem Ibiam	4	5	5-0
Ieasia Walker	3	11	7-4

Assists	2012-13	Career	Record
Ieasia Walker	11	39	24-15
Ashley Bruner	5	9	7-2
Sancheon White	2	4	4-0
Tiffany Mitchell	2	2	2-0
Aleighsa Welch	2	2	2-0
Khadijah Sessions	2	2	2-0
Asia Dozier	1	1	1-0
Tina Roy	0	1	1-0

## Miscellaneous Stats

Double-Doubles	2012-13	Career	Record
Aleighsa Welch	6	6	6-0
Ashley Bruner	2	7	4-3
Tiffany Mitchell	2	2	2-0
Ieasia Walker	0	1	1-0

30+ Points	2012-13	Career	Record
Ieasia Walker	0	1	1-0

20+ Points	2012-13	Career	Record
Ieasia Walker	1	5	3-2
Tiffany Mitchell	1	1	1-0

10+ Points	2012-13	Career	Record
Aleighsa Welch	14	24	20-4
Tiffany Mitchell	10	10	9-1
Ieasia Walker	9	52	32-20
Ashley Bruner	9	29	22-7
Sancheon White	3	5	5-0
Wilka Montout	2	2	2-0
Asia Dozier	1	1	1-0
Elem Ibiam	1	1	1-0
Khadijah Sessions	1	1	1-0
Tina Roy	0	5	4-1

10+ Rebounds	2012-13	Career	Record
Aleighsa Welch	8	10	9-1
Tiffany Mitchell	5	5	4-1
Ashley Bruner	4	10	7-3
Asia Dozier	1	1	1-0
Elem Ibiam	1	1	1-0
Sancheon White	0	1	0-1
Ieasia Walker	0	1	1-0

5+ Assists	2012-13	Career	Record
Ieasia Walker	3	16	13-3
Asia Dozier	1	1	1-0

5+ Steals	2012-13	Career	Record
Ieasia Walker	5	8	5-3
Tiffany Davis	1	1	1-0
Tiffany Mitchell	1	1	1-0

5+ Blocks	2012-13	Career	Record
Elem Ibiam	1	2	2-0

## Scoring Differentials

**Largest lead in a win**..... by 36 (71-35), 2nd-7:30 vs. Savannah State, 11/15/12  
**Largest deficit overcome to win**..... by 14 (36-22), 1st-0:00 vs. Drexel, 11/28/12  
**Largest lead given up in a loss**..... by 6 (8-2), 1st-15:59 at Georgia, 1/13/13  
**Largest deficit in a loss**..... by 25 (42-67), 2nd-4:44 vs. Tennessee, 1/13/13

## Team Specialty Stats

South Carolina/Opponent

	Pts. in Paint	Pts. Off TOs	2nd Chance Pts.	Fast Break Pts.
11/9 Elon	52/18	34/11	22/5	24/8
11/12 at LA Tech	38/30	16/4	22/4	2/2
11/15 Sav. St.	40/20	15/12	19/8	6/4
11/18 Clemson	38/14	15/14	13/11	8/5
11/22 vs. HU	20/12	16/14	15/4	8/6
11/23 vs. FGCU	38/18	23/12	13/4	20/2
11/24 vs. DPU	40/22	6/11	10/8	14/7
11/28 Drexel	26/18	15/6	14/7	12/0
12/2 at SHU	30/22	20/10	13/2	6/10
12/9 Furman	42/12	31/6	17/9	20/7
12/19 Stanford	20/24	11/4	4/9	6/2
12/21 SC State	22/18	14/1	22/10	6/6
12/29 WCU	30/12	21/9	15/9	8/3
1/3 Tenn.	32/38	8/4	20/9	10/13
1/6 at Miss. St.	24/10	17/5	13/8	8/0
1/10 Vandy	36/20	19/19	6/11	10/6
1/13 at Georgia	26/26	14/16	10/6	2/6
1/17 LSU	30/38	19/14	11/4	14/8
1/20 at Fla.	14/24	5/6	9/3	4/6
1/24 Kentucky	18/30	12/10	7/6	14/9
1/27 at Ark.				
2/3 Auburn				
2/7 at Ala.				
2/10 TX A&M				
2/14 at Ky.				
2/17 at Ole Miss				
2/24 Miss. St.				
2/28 at Missouri				
3/3 Florida				

## Starters vs. Bench Points

	SC Starters	Opp. Starters	SC Bench	Opp. Bench
11/9 Elon	54	29	23	15
11/12 at LA Tech	58	33	24	25
11/15 Sav. St.	50	42	28	5
11/18 Clemson	51	27	13	16
11/22 vs. HU	34	27	11	7
11/23 vs. FGCU	54	30	11	16
11/24 vs. DPU	47	40	8	6
11/28 Drexel	49	43	9	12
12/2 at SHU	50	38	5	4
12/9 Furman	40	27	29	8
12/19 Stanford	44	51	5	2
12/21 SC State	41	28	24	17
12/29 WCU	40	15	26	29
1/3 Tenn.	49	68	4	5
1/6 at Miss. St.	47	36	13	10
1/10 Vandy	46	35	18	13
1/13 at Georgia	38	36	2	6
1/17 LSU	63	53	3	6
1/20 at Fla.	36	29	16	15
1/24 Kentucky	39	47	16	3
1/27 at Ark.				
2/3 Auburn				
2/7 at Ala.				
2/10 TX A&M				
2/14 at Ky.				
2/17 at Ole Miss				
2/24 Miss. St.				
2/28 at Missouri				
3/3 Florida				

from the 3-point line. South Carolina has attempted more total shots than its opponents every season except Staley's first (2008-09). Opponents have attempted more 3s than the Gamecocks just once as well (2009-10).

Here's a look at how the numbers break down year-by-year:

Season	SC FGA/Gm.	Opp. FGA/Gm.	Diff.	SC 3FGA/Gm.	Opp. 3FGA/Gm.	Diff.
2012-13	57.3	51.1	+6.2	13.8	10.9	+2.9
2011-12	57.9	51.1	+6.8	16.3	8.3	+2.8
2010-11	56.1	53.8	+2.3	18.0	10.9	+7.1
2009-10	59.4	57.9	+1.5	12.8	13.3	-0.5
2008-09	54.8	57.6	-2.8	13.3	12.1	+1.2

As the difference in shot attempts has increased over the course of the Staley era, so has the team's win totals, culminating in last season's 25-10 record, the program's best in more than a decade, and this season's 16-3 start.

## Going Glass

Looking at South Carolina's roster of seven guards and four forwards/centers, the casual observer might think that rebounding would not be the Gamecocks' bailiwick, but South Carolina out-rebounded its opponent in all but two games this season – #5/4 Kentucky (-1) and then-#1/1 Stanford (-11). The Gamecocks' effort includes four games of 20 or more rebounds than their opponent and seven others in which they out-boarded the opposition by at least 10. The team effort has the Gamecocks ranked seventh in the nation in rebound margin at +11.0.

While rebounding is a team focus, this season has seen a surge in individual performances. In 2011-12, a Gamecock posted double-figure rebounds just seven times over 35 games. Through 20 games this season, South Carolina has amassed 18 double-digit rebound efforts, including eight from sophomore forward Aleighsa Welch, who ranks third in the SEC in the category. Three Gamecocks rank among the SEC's top 20 rebounders – Aleighsa Welch (5th, 8.4), Ashley Bruner (10th, 7.4) and Tiffany Mitchell (19th, 6.2).

## Posts Up – Spurs Up

Forwards Aleighsa Welch and Ashley Bruner have been an integral part in the team's 17-3 start this season, averaging 12.4 and 9.4 points, respectively. Welch is shooting a team-best 63.8 percent from the field on the season, which would lead the SEC if she were not 10 field goals short of the minimum to qualify.

The duo are among the league's top 10 rebounders with Welch ranking fifth at 8.4 per game and Bruner coming in 10th at 7.4. Both are especially proficient on the offensive glass, ranking first and eighth, respectively, in the league. More than half of Welch's 168 total rebounds have come on the offensive end (87).

## Walkin' on Sunshine

Senior guard Ieasia Walker has shown tremendous leadership in guiding this season's team that includes four newcomers among its nine active players to a 17-3 record. Walker showed patience through the non-conference season, stepping out of the spotlight to allow her younger teammates to find their way on offense while still providing dominant defense borne of quick hands and lightning fast reflexes.

In SEC play, however, Walker as re-asserted herself offensively raising her scoring average from 8.5 in non-conference play to 12.1 in SEC action. She ranks among the 25 top scorers in league games. Walker turned up the scoring while still contributing 2.3 assists and 2.7 steals per game in league play.

In evidence that she has spent her career as an all-around contributor, Walker joins Kentucky's A'dia Mathies and Georgia's Jasmine James as the only active SEC players to have amassed at least 1,000 points in combination with 200 career assists and 200 career steals.

## Movin' On Up

South Carolina seniors Ashley Bruner and Ieasia Walker have made the most of their time in the Garnet and Black, posting and heading toward significant milestones while moving up the all-time leaderboards in several categories.

Bruner made the first move by becoming just the 26th Gamecock to pull down at least 500 career rebounds, hitting the mark as part of her seven-rebound outing at Seton Hall (Dec. 2). Currently 21st on the total rebounding list with 581, she can move into the top 20 with seven more boards, which would tie her for the 20th spot with Ilona Burgrova (2005-08). With 19 more rebounds this season, Bruner will join just 17 other Gamecocks to reach 600 career boards.

Walker joined the 1,000-point club 18 points into her 24-point performance against LSU (Jan. 17) at Carolina Coliseum. She is just the 28th Gamecock to reach the plateau and is one of just 12 in the group to pair the milestone with at least 200 career steals. Walker hit that mark with five swipes against Western Carolina (Dec. 29). She moved into the program's top 10 in that category on the same night she scored her 1,000th point, swiping five steals from the Lady Tigers to get to 216 and climb into sixth place in school history. Currently at 220, she needs seven more to tie Cristina Ciocan (2000-04) in fifth place.

## Oh Captain, My Captain

South Carolina's captains for this season are seniors Ieasia Walker and Ashley Bruner along with sophomore Aleighsa Welch.

## Working Overtime

After Wednesday's 58-55 win over Drexel, South Carolina is 16-14 all-time in overtime games, including a 1-3 mark in double-overtime contests. Since taking the reins for the 2008-09 season, Gamecock head coach Dawn Staley has amassed a 5-3 record in extended games. South Carolina played a school-record four overtime games in 2010-11, going 2-2, and in 1995-96, going 1-3.

## 2012-13 Double-Doubles

### Aleighsa Welch (6)

11/15	Savannah State	13 pts/12 rebs
11/22	vs. Hampton	16 pts/11 rebs
11/23	vs. Florida Gulf Coast	14 pts/11 rebs
11/28	Drexel	12 pts/15 rebs
12/2	at Seton Hall	14 pts/10 rebs
12/21	SC State	16 pts/14 rebs

### Ashley Bruner (2)

11/24	vs. DePaul	11 pts/12 rebs
1/17	LSU	13 pts/12 rebs

### Tiffany Mitchell (2)

12/2	at Seton Hall	13 pts/11 rebs
12/21	SC State	21 pts/11 rebs

## AP Top 25

(Week of Jan. 21)

1.	Baylor	16-1
2.	Notre Dame	16-1
3.	Connecticut	16-1
4.	Duke	16-0
5.	Kentucky	18-1
6.	Stanford	16-2
7.	California	15-2
8.	Penn State	14-2
9.	Tennessee	15-3
10.	Maryland	15-3
11.	North Carolina	18-1
12.	Oklahoma State	14-2
13.	Louisville	15-4
14.	Georgia	16-3
15.	Purdue	15-3
16.	Texas A&M	14-5
17.	Dayton	15-1
18.	<b>South Carolina</b>	<b>16-3</b>
19.	UCLA	13-4
20.	Colorado	15-2
21.	Oklahoma	15-3
22.	Florida State	15-3
23.	Michigan	15-2
24.	Iowa State	13-3
25.	Michigan State	16.2

## USA Today Coaches Top 25

(Week of Jan. 21)

1.	Baylor	16-1
2.	Connecticut	16-1
3.	Notre Dame	16-1
4.	Kentucky	18-1
5.	Duke	16-0
6.	Stanford	16-2
7.	California	15-2
8.	Penn State	14-2
9.	Tennessee	15-3
10.	Maryland	15-3
11.	Oklahoma State	14-2
12.	Louisville	15-4
13.	Purdue	15-3
14.	<b>South Carolina</b>	<b>16-3</b>
	Georgia	16-3
16.	Dayton	15-1
	North Carolina	18-1
18.	Texas A&M	14-5
19.	Oklahoma	15-3
20.	UCLA	13-4
21.	Florida State	15-3
22.	Syracuse	15-2
23.	Colorado	15-2
24.	Iowa State	13-3
25.	Villanova	15-2

## South Carolina's Record When...

	SEC Only	All Games
Record.....	5-2.....	17-3
Playing a ranked opponent.....	1-2.....	1-3
Playing at home .....	3-1.....	10-2
Playing on the road .....	2-1.....	4-1
Playing at neutral site .....	0-0.....	3-0
Leading at half .....	4-0.....	15-0
Trailing at half .....	0-1.....	1-2
Tied at half .....	1-1.....	1-1
Playing an overtime game .....	0-0.....	1-0
0 players score in double-figures .....	0-0.....	0-0
1 player scores in double-figures .....	0-1.....	2-1
2 players score in double-figures .....	4-0.....	7-1
3 players score in double-figures .....	0-1.....	5-1
4 players score in double-figures .....	1-0.....	2-0
5 players score in double-figures .....	0-0.....	1-0
Starters out-score opponent's starters .....	4-1.....	16-1
Opponent's starters score equal/more .....	1-1.....	1-2
Bench out-scores opponent's bench .....	4-0.....	11-1
Opponent's bench scores equal/more.....	1-2.....	6-2
Shooting 50% or better .....	0-0.....	1-0
Shooting between 40-49% .....	1-0.....	7-0
Shooting between 30-39% .....	3-1.....	8-1
Shooting less than 30% .....	1-1.....	1-2
Opponent shoots 50% or better.....	0-1.....	0-1
Opponent shoots between 40-49% .....	1-0.....	3-1
Opponent shoots between 30-39% .....	2-1.....	8-1
Opponent shoots less than 30%.....	2-0.....	6-0
Shooting better than opponent.....	2-0.....	12-0
Shooting worse than/equal to opponent .....	3-2.....	5-3
Having more FTs made than opponent .....	4-1.....	12-1
Having equal/less FTs made than opponent .....	1-1.....	5-2
Out-rebounding opponent.....	4-2.....	16-2
Having equal/less rebounds than opponent .....	1-0.....	1-1
Having more TOs than opponent .....	1-1.....	4-1
Having equal or less TOs than opponent.....	4-1.....	13-2
Attempting more FT than 3FG.....	5-1.....	15-1
Attempting equal/less FT than 3FG .....	0-1.....	2-2
Making 5 or more 3FGs.....	2-0.....	7-0
Making less than 5 3FGs.....	3-2.....	10-3
Making no 3 FGs.....	1-1.....	4-1
Attempting 15 or more 3FGs .....	2-1.....	8-2
Attempting less than 15 3FGs .....	3-1.....	10-1

	SEC Only	All Games
No South Carolina players foul out .....	4-2.....	16-3
One or more South Carolina players foul out.....	1-0.....	1-0
Having 10 or more assists.....	2-0.....	8-0
Having less than 10 assists .....	3-2.....	9-3
Scoring more pts. in paint than opponent .....	3-0.....	15-0
Scoring equal/less pts. in paint than opponent .....	2-2.....	2-3
Scoring more pts. off TOs than opponent .....	3-1.....	14-2
Scoring equal/less pts. off TOs than opponent.....	2-1.....	3-1
Scoring more 2nd-chance pts. ....	4-1.....	16-1
Scoring equal/less 2nd-chance pts.....	1-1.....	1-2
Scoring more fast break pts.....	4-0.....	13-0
Scoring equal/less fast break pts.....	1-2.....	4-3
Wearing white uniforms .....	3-1.....	12-2
Wearing black uniforms .....	2-1.....	5-1
Wearing garnet uniforms.....	0-0.....	0-0
Playing in tournaments/classics .....	0-0.....	3-0
Playing on live television .....	2-2.....	5-3
Playing in November.....	0-0.....	8-0
Playing in December .....	0-0.....	4-1
Playing in January .....	5-2.....	5-2
Playing in February .....	0-0.....	0-0
Playing in March.....	0-0.....	0-0
Playing during the day.....	2-1.....	9-1
Playing at night.....	3-1.....	8-2
Playing on Sunday.....	2-1.....	5-1
Playing on Monday.....	0-0.....	1-0
Playing on Tuesday.....	0-0.....	0-0
Playing on Wednesday.....	0-0.....	2-1
Playing on Thursday.....	3-1.....	5-1
Playing on Friday .....	0-0.....	3-0
Playing on Saturday.....	0-0.....	2-0
Margin is 5 pts. or less.....	1-1.....	2-2
Margin is between 6-10.....	2-0.....	3-0
Margin is between 11-20.....	2-1.....	7-1
Margin is more than 20.....	0-0.....	5-0
Having a 20-pt. scorer.....	1-0.....	2-0
Having a 30-pt. scorer.....	0-0.....	0-0
Scoring 49 points or less.....	0-1.....	1-2
Scoring 50-59 points.....	2-1.....	5-1
Scoring 60-69 points.....	3-0.....	8-0
Scoring 70-79 points.....	0-0.....	2-0
Scoring 80-89 points.....	0-0.....	1-0
Scoring 90-99 points.....	0-0.....	0-0

## 2012-13 Team High / Low

South Carolina	Game Highs		Game Lows	
POINTS	82	at Louisiana Tech 11/12/12	40	at Georgia, 1/13/13
FIELD GOALS MADE	31	Savannah State, 11/15/12 Elon, 11/9/12	14	at Mississippi State, 1/6/13
FIELD GOAL ATTEMPTS	70	Elon, 11/9/12	39	at Mississippi State, 1/6/13
FIELD GOAL PERCENTAGE	.500 (28-56)	Western Carolina, 12/29/12	.234 (15-64)	at Florida, 1/20/13
3 PT FIELD GOALS MADE	9	Savannah State, 11/15/12	0	at Georgia, 1/13/13 at Mississippi State, 1/6/13 vs. DePaul, 11/24/12 Clemson, 11/18/12 Elon, 11/9/12
3 PT FG ATTEMPTS	25	Savannah State, 11/15/12	2	at Mississippi State, 1/6/13
3 PT FG PERCENTAGE	.667 (6-9)	Western Carolina, 12/29/12	.000 (0-14)	Clemson, 11/18/12 Elon, 11/9/12
FREE THROWS MADE	32	at Mississippi State, 1/6/13	4	Western Carolina, 12/29/12
FREE THROW ATTEMPTS	50	at Mississippi State, 1/6/13	13	vs. Florida Gulf Coast, 11/23/12 Savannah State, 11/15/12
FREE THROW PERCENTAGE	.643 (9-14)	Stanford, 12/19/12	.286 (4-14)	Western Carolina, 12/29/12
REBOUNDS	59	at Florida, 1/20/13	31	Stanford, 12/19/12
ASSISTS	20	at Louisiana Tech 11/12/12	1	vs. DePaul, 11/24/12
STEALS	15	Furman, 12/9/12	4	at Florida, 1/20/13 Savannah State, 11/15/12
BLOCKED SHOTS	9	Furman, 12/9/12	0	at Georgia, 1/13/13 vs. Florida Gulf Coast, 11/23/12
TURNOVERS	29	vs. Hampton, 11/22/12	7	Stanford, 12/19/12 at Louisiana Tech 11/12/12
FOULS	19	Stanford, 12/19/12 Clemson, 11/18/12	8	at Seton Hall, 12/2/12

Opponent	Game Highs		Game Lows	
POINTS	73	Tennessee, 1/3/13	34	vs. Hampton, 11/22/12
FIELD GOALS MADE	28	Tennessee, 1/3/13	11	Furman, 12/9/12 vs. Hampton, 11/22/12 Clemson, 11/18/12
FIELD GOAL ATTEMPTS	64	vs. DePaul, 11/24/12	44	vs. Florida Gulf Coast, 11/23/12
FIELD GOAL PERCENTAGE	.500 (28-56)	Tennessee, 1/3/13	.193 (11-57)	vs. Hampton, 11/22/12
3 PT FIELD GOALS MADE	7	Drexel, 11/28/12 vs. Florida Gulf Coast, 11/23/12	0	Stanford, 12/19/12
3 PT FG ATTEMPTS	29	vs. Florida Gulf Coast, 11/23/12	4	Stanford, 12/19/12
3 PT FG PERCENTAGE	.583 (7-12)	Drexel, 11/28/12	.000 (0-4)	Stanford, 12/19/12
FREE THROWS MADE	20	Vanderbilt, 1/10/13 Clemson, 11/18/12	2	at Seton Hall, 12/2/12
FREE THROW ATTEMPTS	24	Clemson, 11/18/12 at Louisiana Tech 11/12/12	4	at Seton Hall, 12/2/12
FREE THROW PERCENTAGE	1.000 (10-10)	Furman, 12/9/12	.500 (6-12) .500 (2-4)	LSU, 1/17/13 at Seton Hall, 12/2/12
REBOUNDS	42	Stanford, 12/19/12	20	vs. Florida Gulf Coast, 11/23/12
ASSISTS	13	LSU, 1/17/13	2	Furman, 12/9/12
STEALS	13	vs. Hampton, 11/22/12	0	Furman, 12/9/12
BLOCKED SHOTS	11	Tennessee, 1/3/13 Stanford, 12/19/12	0	vs. DePaul, 11/24/12 at Louisiana Tech 11/12/12
TURNOVERS	24	Furman, 12/9/12	9	at Florida, 1/20/13
FOULS	33	SC State, 12/21/12	13	Tennessee, 1/3/13 Savannah State, 11/15/12



# Staley Era Team Records

*Italics indicates set in 2012-13*

## Scoring

Most	Points
1. at Clemson, 11/19/09	92
2. vs. North Carolina, 12/20/09	85
3. <i>at Louisiana Tech, 11/12/12</i>	82
4. at Alabama, 1/10/10	80
vs. Eastern Michigan, 3/17/12	80

Fewest	Points
1. at Stanford, 11/26/10	32
2. vs. Georgia, 3/4/11	34
3. vs. Mississippi State, 3/5/09	39
4. <i>at Georgia, 1/13/13</i>	40
5. at Mississippi State, 2/26/09	41

Fewest Allowed	Points
1. vs. South Carolina State, 12/14/11	21
2. vs. Presbyterian, 11/27/11	24
3. vs. Furman, 12/11/11	33
vs. Savannah State, 12/5/10	33
5. <i>vs. Hampton, 11/22/12</i>	34
vs. Ohio University, 11/28/08	34

Most Allowed	Points
1. at Clemson, 11/19/09	94
2. vs. North Carolina, 12/20/09	93
3. vs. Xavier, 11/12/10	84
4. at Tennessee, 2/17/11	82
at Florida, 2/22/09	82

## Margin of Outcome

Victory	Score	Margin
1. vs. South Carolina State, 12/14/11	66-21	+45
2. vs. Furman, 12/11/11	72-33	+39
3. <i>vs. Furman, 12/9/12</i>	69-35	+34
4. <i>vs. Elon, 11/9/12</i>	77-44	+33
5. vs. Eastern Michigan, 3/17/12	80-48	+32

Defeat	Score	Margin
1. at Stanford, 11/26/10	32-70	-38
2. vs. Georgia, 3/4/11	34-66	-32
3. vs. Stanford, 12/19/08	47-78	-31
4. at Penn State, 11/21/10	48-78	-30
5. vs. Connecticut, 12/28/08	48-77	-29

## Field Goals

Made	FGM
1. vs. North Carolina, 12/20/09	34
at Clemson, 11/19/09	34
3. vs. North Carolina, 12/18/11	33
4. vs. Eastern Michigan, 3/17/12	32
5. <i>7 Times, Last vs. Savannah State, 11/15/1231</i>	

Attempts	FGA
1. vs. Penn State, 11/20/11	76
2. at Clemson, 11/19/09	74
3. vs. Tennessee, 1/20/11	73
4. vs. NC State, 12/13/09	71
5. <i>vs. Elon, 11/9/12</i>	70
vs. North Carolina, 12/18/11	70
at Florida, 2/22/09	70

Highest Percentage (Min. 40 FGA)	FGM-A	Pct
1. at Alabama, 1/10/10	31-52	.596
2. at Alabama, 2/19/12	25-45	.556
3. vs. Kentucky, 1/14/10	31-56	.554
4. vs. Eastern Michigan, 3/17/12	32-60	.533
5. vs. Presbyterian, 12/28/10	25-48	.521

Lowest Percentage (Min. 40 FGA)	FGM-A	Pct
1. at Stanford, 11/26/10	12-55	.218
2. vs. Georgia, 3/4/11	12-52	.231
3. at Kentucky, 2/5/09	13-55	.236
4. at Georgia, 1/2/11	13-54	.241
5. at Penn State, 11/21/10	17-70	.243

Lowest Allowed	FGM-A	Pct
1. vs. South Carolina State, 12/14/11	6-48	.125
2. <i>vs. Hampton, 11/22/12</i>	11-57	.193
3. <i>vs. Furman, 12/9/12</i>	11-46	.239
<i>vs. Clemson, 11/18/12</i>	11-46	.239
5. vs. Presbyterian, 11/27/11	10-40	.250
vs. Furman, 12/11/11	11-44	.250

Highest Allowed	FGM-A	Pct
1. vs. Connecticut, 12/28/08	35-62	.565
vs. Florida, 1/9/11	26-46	.565
3. vs. Xavier, 11/12/10	34-61	.557
4. at Kentucky, 1/13/11	30-55	.545
5. vs. Vanderbilt, 2/27/11	27-50	.540

## 3-Point Field Goals

Made	3FGM
1. <i>vs. Savannah State, 11/15/12</i>	9
at Arkansas, 2/6/11	9
at Ole Miss, 1/16/11	9
vs. North Carolina, 12/18/11	9
vs. Ole Miss, 1/26/12	9

Attempts	3FGA
1. vs. Penn State, 11/20/11	29
2. vs. North Carolina, 12/19/10	28
3. <i>vs. Savannah State, 11/15/12</i>	25
at Ole Miss, 1/16/11	25
5. vs. Georgia, 2/16/12	23
vs. Boston University, 12/28/09	23
at Florida, 2/22/09	23

Percentage (Min. 5 3FGA)	3FGM-A	Pct
1. <i>vs. Western Carolina, 12/29/12</i>	6-9	.667
at Alabama, 1/10/10	8-12	.667
vs. Charlotte, 12/21/08	8-12	.667
4. vs. Florida, 2/12/12	8-13	.615
5. at Alabama, 2/19/12	5-9	.556

## Free Throws

Made	FTM
1. <i>at Mississippi State, 1/6/13</i>	32
2. <i>vs. SC State, 12/21/12</i>	27
3. at Ole Miss, 1/22/09	26
4. vs. Charlotte, 12/21/08	24
5. at Georgia, 1/2/11	23
vs. Auburn, 1/8/09	23

Attempts	FTA
1. <i>at Mississippi State, 1/6/13</i>	50
2. <i>vs. SC State, 12/21/12</i>	44
3. at Xavier, 11/30/11	38
4. <i>vs. Clemson, 11/18/12</i>	35
5. at Georgia, 1/2/11	34
vs. Penn State, 11/22/09	34
at Clemson, 11/19/09	34

Percentage (Min. 10 FTA)	FTM-A	Pct
1. vs. Auburn, 1/2/09	23-26	.885
2. vs. San Diego State, 11/28/09	14-16	.875
3. at Tennessee, 1/7/10	10-12	.833
4. at Auburn, 2/4/10	9-11	.818
5. vs. Davidson, 11/24/08	13-16	.813

## Rebounding

Total	Rebs
1. <i>at Florida, 1/20/13</i>	59
2. <i>vs. Hampton, 11/22/12</i>	57
3. <i>vs. Elon, 11/9/12</i>	53
vs. Brown, 12/29/09	53
5. vs. High Point, 12/5/08	52

Offensive	ORebs
1. <i>vs. Elon, 11/9/12</i>	29
2. vs. College of Charleston, 11/23/11	27
3. <i>at Florida, 1/20/13</i>	26
4. <i>vs. Savannah State, 11/15/12</i>	25
vs. Penn State, 11/20/11	25
at Penn State, 11/21/10	25

Defensive	DRebs
1. <i>vs. Hampton, 11/22/12</i>	39
2. vs. Charlotte, 11/16/09	35
3. <i>at Florida, 1/20/13</i>	33
at Ole Miss, 1/22/09	33
5. <i>vs. DePaul, 11/24/12</i>	32
vs. Jacksonville, 12/30/08	32

Margin	Rebs	Margin
1. <i>vs. Florida Gulf Coast, 11/23/12</i>	46-20	+26
2. <i>vs. Hampton, 11/22/12</i>	57-32	+25
3. <i>vs. Savannah State, 11/15/12</i>	50-26	+24
4. vs. Alabama, 1/23/11	49-27	+22
5. vs. Jacksonville, 12/30/08	45-24	+21

## Assists

Game	Assists
1. <i>at Louisiana Tech, 11/12/12</i>	22
vs. Eastern Michigan, 3/17/12	22
3. vs. Alabama, 2/15/09	20
4. 4 times, Last vs. North Carolina, 12/18/11	19

## Steals

Game	Steals
1. vs. Furman, 12/11/11	21
2. vs. NC State, 12/12/10	16
vs. USC Upstate, 12/16/08	16
4. <i>vs. Furman, 12/9/12</i>	15
vs. High Point, 12/2/09	15
vs. Davidson, 11/24/08	15

## Blocked Shots

Game	Blocks
1. vs. Eastern Michigan, 3/17/12	11
vs. Furman, 12/11/11	11
3. <i>vs. Furman, 12/9/12</i>	9
at NC State, 12/4/11	9
vs. Alabama A&M, 11/14/11	9

## Turnovers

Fewest	TOs
1. at Tennessee, 2/2/12	4
2. vs. Georgia, 3/2/12	5
vs. Ole Miss, 3/3/11	5
4. <i>vs. Stanford, 12/19/12</i>	7
<i>at Louisiana Tech, 11/12/12</i>	7
vs. Tennessee, 3/3/12	7

Most	TOs
1. at Wake Forest, 12/3/08	32
2. <i>vs. Hampton, 11/22/12</i>	29
vs. Kentucky, 1/15/12	29
4. at Kentucky, 1/13/11	28
5. vs. Jacksonville, 12/30/08	26

# The Last Time ...

## Individual

### Scored 50 Points

**South Carolina** 51, Jocelyn Penn vs. Stetson, 1/4/03  
**Opponent** Never

### Scored 40 Points

**South Carolina** 51, Jocelyn Penn vs. Stetson, 1/4/03  
**Opponent** 46, Cornelia Gayden, LSU, 1/14/95

### Scored 30 Points

**South Carolina** 30, Ieasia Walker vs. Clemson, 11/18/10  
**Opponent** 32, LaQueta Ferguson, Florida International, 11/25/07

### Grabbed 20 Rebounds

**South Carolina** 25, Kelsey Bone vs. Boston University, 12/28/09  
**Opponent** 24, Courtney Paris, Oklahoma, 12/30/07

### Grabbed 15 Rebounds

**South Carolina** 15, Aleighsa Welch vs. Drexel, 11/28/12  
**Opponent** 15, Chiney Ogwumike, Stanford, 12/19/12

### Two Players with 20 or More Points

**South Carolina** La'Keisha Sutton 21/Markeshia Grant 20 vs. North Carolina, 12/18/11  
**Opponent** Angie Bjorklund 23/Shekinna Stricklen 21, Tennessee, 1/17/10

### Two Players with 10 or More Rebounds

**South Carolina** Aleighsa Welch 12/Tiffany Mitchell 11 at Florida, 1/20/13  
**Opponent** Chiney Ogwumike 10/Nnemkadi Ogwumike 10, Stanford, 3/24/12

### Had 10 Assists

**South Carolina** 10, Samone Kennedy at Florida, 2/24/08  
**Opponent** 11, Marneshia Richard, Mississippi State, 1/21/07

### Had Five Steals

**South Carolina** 5, Ieasia Walker vs. LSU, 1/17/13  
**Opponent** 5, Sam Ramirez, Appalachian State, 3/16/11

### Had Five Blocked Shots

**South Carolina** 5, Elem Ibiom vs. Western Carolina, 12/29/12  
**Opponent** 7, Isabelle Harrison, Tennessee, 1/3/13

### Had a Double-Double

**South Carolina** Ashley Bruner (13 pts/12 rebs) vs. LSU, 1/17/13  
**Opponent** DeNesha Stallworth (12 pts/10 rebs), Kentucky, 1/24/13

### Two Players had a Double-Double

**South Carolina** Aleighsa Welch (16 pts/14 rebs) and Tiffany Mitchell 21 pts/11 rebs) vs. SC State, 12/21/12  
**Opponent** Chiney Ogwumike (11 pts/10 rebs)/Nnemkadi Ogwumike (39 pts/10 rebs), Stanford, 3/24/12

### Had a Triple-Double

**South Carolina** Iva Sliskovic (18 pts, 15 rebs, 10 assts) vs. High Point, 12/20/06  
**Opponent** Never

## Team

### Scored 100 Points

**South Carolina** 102 vs. North Carolina A&T, 3/21/08  
**Opponent** 103, Clemson, 11/21/03

### Won by 30 or More Points

**South Carolina** 69-35 (34) vs. Furman, 12/9/12  
**Opponent** 66-34 (32), Georgia, 3/4/11

### Shot 65% or Better from the Field

**South Carolina** .652 (45-69) vs. East Tennessee State, 12/19/00  
**Opponent** Never

### Shot 60% or Better from the Field

**South Carolina** .608 (31-51) vs. Jackson State, 12/7/07  
**Opponent** .604 (29-48), Vanderbilt, 1/18/01

### Shot 50% or Better from the Field

**South Carolina** .500 (28-56) vs. Western Carolina, 12/29/12  
**Opponent** .500 (28-56), Tennessee, 1/3/13

### No Players in Double-Figure Points

**South Carolina** at Auburn, 1/19/12  
**Opponent** SC State, 12/14/11

### Five Players in Double-Figure Points

**South Carolina** at Louisiana Tech, 11/12/12  
**Opponent** Arkansas, 2/14/10

### Faced AP Top-25 Opponent

**Win** 55-50 vs. No. 5 Kentucky, 1/24/13  
**Loss** 40-42 at No. 13 Georgia, 1/13/13

### Faced AP Top-10 Opponent

**Win** 55-50 vs. No. 5 Kentucky, 1/24/13  
**Loss** 49-53 vs. No. 1 Stanford, 12/19/12

### Faced AP Top-5 Opponent

**Win** 55-50 vs. No. 5 Kentucky, 1/24/13  
**Loss** 49-53 vs. No. 1 Stanford, 12/19/12

### Faced AP No. 1 Team

**Win** Never  
**Loss** 49-53 vs. No. 1 Stanford, 12/19/12

### Overtime Game

**Win** 64-62 at Arkansas, 2/6/11  
**Loss** 60-74 vs. Vanderbilt, 2/27/11

### Double-Overtime Game

**Win** 92-91 at Florida State, 2/4/91  
**Loss** 92-94 at Clemson, 11/19/09

### South Carolina Was Ranked (AP Poll)

**AP No. 1** Never  
**AP Top 10** No. 10, 2/18/02  
**AP Top 25** No. 18, 1/21/13



# Ashley Bruner

#21

**6-0 • Senior  
Forward  
Norman, Okla.  
Norman**

### Miscellaneous Stats

	2012-13 Games	Career Games	Career Record
Double-Double	2	7	4-3
10+ Points	9	29	22-7
10+ Rebounds	4	10	7-3
Team-High Points	5	10	8-2
Team-High Rebs.	6	29	16-13
Team-High Assts.	5	9	7-2

- Has started every game this season
- Ranks 10th in SEC in rebounds per game and eighth in offensive rebounds per game (3.2)
- Has two double-doubles this season (vs. DePaul, LSU)
- Led team in scoring five times (Elon, at LA Tech, Clemson, vs. FGCU, vs. DePaul)
- Led team in rebounding six times (Savannah State, Clemson, vs. Hampton, vs. DePaul, Stanford, LSU)
- Has scored in double figures nine times (Elon, at LA Tech, Clemson, vs. FGCU, vs. DePaul, Drexel, Tennessee, LSU, at Florida)
- Is second on team in assists, including 1.4 per SEC game
- Swiped a steal in final 12 seconds with the Gamecocks clinging to a four-point lead over #5/4 Kentucky (Jan. 24)
- Scored eight of her 14 points and grabbed five of her nine rebounds at Florida (Jan. 20) in the second half, including a pair of free throws and a rebound in the final 30 seconds to help seal the victory
- Played solid all-around game against LSU (Jan. 17), posting a double-double and a team-high four assists (tying her career high) ... tied her season high with 12 rebounds, including seven in second half, during which she scored nine of her 13 points
  - Reeled in seven of her eight rebounds at #13/12 Georgia (Jan. 13) in the second half
  - Grabbed all seven of her rebounds against Vanderbilt (Jan. 10) in second half as Gamecocks held off more efficient Commodore offense
- Scored five of her seven points at Mississippi State (Jan. 6) at the free throw line, including four during an 8-2 run in the first half to open a nine-point lead
- Snagged four of her six rebounds against Tennessee (Jan. 3) on the offensive end and scored 10 of her 12 points in the first half while adding four steals in the game
- Pulled down her 500th career rebound at Seton Hall (Dec. 2), making her the 26th Gamecock to reach the plateau
- Ranks fourth among active SEC players and 25th in school history in career rebounds (523) – needs 34 to reach Melanie Johnson (2005-07) in 24th place
- Snagged five of her eight rebounds against SC State (Dec. 21) on the offensive end to help her tie her career high with four assists
- Battled Stanford's frontcourt (Dec. 19) for a team-high eight rebounds in near miss against nation's top team
- All-Tournament selection at the Paradise Jam after averaging 10.3 points and 9.3 rebounds over the three games at the event
- Posted all of her 12 points and eight rebounds vs. Drexel (Nov. 28) after halftime, including the game-winning basket and final defensive rebound in overtime
- Posted her first double-double of the season against DePaul (Nov. 24) with 11 points and 12 rebounds

### Career Highs – All Games

**Pts** ..... 18 vs. Savannah State, 12/5/10  
**FG** .... 8, 2x, last, at LA Tech, 11/12/12  
**FGA**.. 16 vs. Alabama A&M, 11/14/11  
**FG %**..... 1.00 (8-8) vs. Florida, 1/9/11  
**FT**..... 6 vs. Charlotte, 3/20/11  
**FTA**..... 14 at Florida, 1/20/13  
**FT %**..... 1.00 (4-4), 2x, last, vs. Auburn, 1/19/12  
**Rebs**..... 18 vs. Penn State, 11/20/11  
**Off Rebs**..... 9 vs. Penn State, 11/20/11  
**Def Rebs**..... 9 vs. Penn State, 11/20/11  
**Blks**..... 4, 2x, last, vs. Savannah St., 12/5/10  
**Stls**..... 5 at Seton Hall, 12/2/12  
**Assts**..... 4, 2x, last vs. LSU, 1/17/13  
**Min**..... 37, 3x, last at Florida, 1/20/13

### Career – SEC Games

**Pts** ..... 16, 2x, last vs. Florida, 1/9/11  
**FG** ..... 8 vs. Florida, 1/9/11  
**FGA**..... 14 vs. LSU, 1/17/13  
**FG %**... 1.000 (8-8) vs. Florida, 1/9/11  
**FT**..... 5 at Mississippi State, 1/6/13  
**FTA**..... 14 at Florida, 1/20/13  
**FT %**... 1.000 (4-4) vs. Auburn, 1/19/12  
**Rebs** ..... 12 vs. LSU, 1/17/13  
**Off Rebs** ... 6, 3x, last vs. Ark., 2/26/12  
**Def Rebs**..... 8 vs. LSU, 1/17/13  
**Blks** ... 2, 6x, last vs. Arkansas, 2/26/12  
**Stls**..... 4 vs. Tennessee, 1/3/13  
**Assts** ..... 4 vs. LSU, 1/17  
**Min**..... 37, 2x, last at Florida, 1/20

### Season Highs – All Games

**Pts** ..... 17 at LA Tech, 11/12  
**FG** ..... 8 at LA Tech, 11/12  
**FGA**..... 14, 2x, last vs. LSU, 1/17  
**FG %**... .800 (8-10) at LA Tech, 11/12  
**FT**..... 5 at Mississippi State, 1/6  
**FTA**..... 14 at Florida, 1/20  
**FT %** ... .750 (3-4) vs. Stanford, 12/19  
**Rebs**..... 12, 3x, last, vs. DePaul, 11/24  
**Off Rebs**..... 5, 4x, last vs. SC St., 12/21  
**Def Rebs**..... 8 vs. Hampton, 11/22  
**Blks** ..... 2, 3x, last vs. SC State, 12/21  
**Stls**..... 5 at Seton Hall, 12/2  
**Assts** ..... 4, 2x, last vs. LSU, 1/17  
**Min**..... 37, 3x, last at Florida, 1/20

### Season Highs – SEC Games

**Pts** ..... 14, at Florida, 1/20  
**FG** ..... 6 vs. LSU, 1/17  
**FGA**..... 14 vs. LSU, 1/17  
**FG %**.. .571 (4-7) vs. Vanderbilt, 1/10  
**FT**..... 5 at Mississippi State, 1/6  
**FTA**..... 14 at Florida, 1/20  
**FT %** ..... .500 (4-8) vs. Tennessee, 1/3  
**Rebs**..... 12 vs. LSU, 1/17  
**Off Rebs**..... 4, 2x, last vs. LSU, 1/17  
**Def Rebs**..... 8 vs. LSU, 1/17  
**Blks** ..... 1, 4x, last at Kentucky, 1/25  
**Stls**..... 4 vs. Tennessee, 1/3  
**Assts** ..... 4 vs. LSU, 1/17  
**Min**..... 37, 2x, last at Florida, 1/20

### 2012-13 Game-by-Game Stats

Date	Opponent	GS	MIN	FG-A	3FG-A	FT-A	Reb	PF	A	TO	B	S	TP
11/9	Elon	*	24	7-11	0-0	1-5	3	0	0	2	0	0	15
11/12	at LA Tech	*	22	8-10	0-0	1-3	2	3	3	0	0	0	17
11/15	Savannah State	*	23	4-9	0-0	0-3	12	2	1	2	0	0	8
11/18	Clemson	*	28	6-12	0-0	4-7	8	3	0	3	0	3	16
11/22	vs. Hampton	*	28	2-6	0-0	1-9	12	2	2	5	0	1	5
11/23	vs. Fla. Gulf Coast	*	27	7-12	0-1	1-3	4	2	1	3	0	1	15
11/24	vs. DePaul	*	37	5-10	0-0	1-7	12	1	0	4	1	1	11
11/28	Drexel	*	35	5-14	0-0	2-7	8	0	2	3	2	4	12
12/2	at Seton Hall	*	30	4-8	0-1	1-4	7	1	2	3	0	5	9
12/9	vs. Furman	*	21	1-6	0-0	0-0	5	2	1	2	2	1	2
12/19	#1/1 Stanford	*	35	1-9	0-0	3-4	8	3	1	2	0	2	5
12/21	SC State	*	25	0-5	0-0	1-6	8	0	4	1	2	1	1
12/29	Western Carolina	*	29	2-8	0-1	0-2	5	0	2	1	1	2	4
1/3	#12/13 Tennessee	*	29	4-10	0-0	4-8	6	0	1	1	0	4	12
1/6	at Mississippi State	*	22	1-3	0-0	5-12	5	3	0	2	0	1	7
1/10	Vanderbilt	*	30	4-7	0-0	1-6	7	3	3	3	1	0	9
1/13	at #13/12 Georgia	*	37	2-6	0-0	0-0	8	1	1	4	0	1	4
1/17	LSU	*	35	6-14	0-0	1-3	12	2	4	1	1	1	13
1/20	at Florida	*	37	5-12	0-0	4-14	9	2	0	1	1	1	14
1/24	#5/4 Kentucky	*	28	2-9	0-0	1-4	6	4	1	6	1	1	5
<b>Totals</b>		<b>20</b>	<b>582</b>	<b>76-181</b>	<b>0-3</b>	<b>32-107</b>	<b>147</b>	<b>34</b>	<b>29</b>	<b>49</b>	<b>12</b>	<b>30</b>	<b>184</b>
<i>SEC Totals</i>		<i>7</i>	<i>218</i>	<i>24-61</i>	<i>0-0</i>	<i>16-47</i>	<i>53</i>	<i>15</i>	<i>10</i>	<i>18</i>	<i>4</i>	<i>9</i>	<i>64</i>
			<i>31.1</i>	<i>.393</i>	<i>—</i>	<i>.340</i>	<i>7.6</i>	<i>1.4</i>	<i>1.3</i>	<i>1.3</i>	<i>0.9</i>	<i>1.3</i>	<i>9.1</i>



# ASIA DOZIER

- Has played in all but one game this season (Kentucky)
- Has scored in double figures one time (Savannah State)
- Hit a first-half 3 to give Gamecocks 10-point lead against LSU (Jan. 17)
- Drove from the wing for a basket as part of Gamecocks' 25-5 first-half surge that deflated Vanderbilt (Jan. 10) and was solid defensively to earn 20 minutes of playing time, the most by a Gamecock off the bench
- Buried a 3-pointer as part of team's 12-4 run to close the first half and establish a substantial lead over SC State (Dec. 21)
- Hit a huge second-half 3-pointer against #1/1 Stanford (Dec. 19) to pull within two points
- Posted her first double-digit scoring game with 11 points against Savannah State (Nov. 15)
- Handed out five assists at Louisiana Tech (Nov. 12)
- Pulled down 10 rebounds in her college debut against Elon (Nov. 9)

#31

**5-10 • Freshman  
Guard  
Columbia, S.C.  
Spring Valley**

### Miscellaneous Stats

	2012-13	Career	Career
	Games	Games	Record
Double-Double	0	0	0-0
10+ Points	1	1	1-0
10+ Rebounds	1	1	1-0
5+ Assists	1	1	1-0
Team-High Points	0	0	0-0
Team-High Rebs.	0	0	0-0
Team-High Assts.	1	1	1-0

### Career Highs – All Games

**Pts** ..... 11 vs. Savannah St., 11/15/12  
**FG** ..... 4 vs. Savannah St., 11/15/12  
**FGA** ..... 10 vs. Savannah St., 11/15/12  
**FG %** ..... .400 (4-10) vs. Sav. St., 11/15/12  
**3FG** ..... 3 vs. Savannah St., 11/15/12  
**3FGA** ..... 9, 2x, last, vs. SC State, 12/21/12  
**3FG %** ..... .333 (3-9) vs. Sav. St., 11/15/13  
**FT** ..... 4 vs. Elon, 11/9/12  
**FTA** ..... 7 vs. Elon, 11/9/12  
**FT %** ..... 1.00 (2-2) vs. Hampton, 11/22/12  
**Rebs** ..... 10 vs. Elon, 11/9/12  
**Off Rebs** ..... 4 vs. Elon, 11/9/12  
**Def Rebs** ..... 6 vs. Elon, 11/9/12  
**Blks** ..... 1, 4x, last at Miss. State, 1/6/13  
**Stls** ..... 2 at LA Tech, 11/12/12  
**Assts** ..... 5 at LA Tech, 11/12/12  
**Min** ..... 26 vs. Elon, 11/9/12

### Career – SEC Games

**Pts** ..... 3, 2x, last vs. LSU, 1/17/13  
**FG** ..... 1, 3x, last vs. LSU, 1/17/13  
**FGA** ..... 7 vs. Tennessee, 1/3/13  
**FG %** ..... .250 (1-4) vs. LSU, 1/17/13  
**3FG** ..... 1, 2x, last vs. LSU, 1/17/13  
**3FGA** ..... 5 vs. Tennessee, 1/3/13  
**3FG %** ..... .333 (1-3) vs. LSU, 1/17/13  
**FT** ..... 1 at Mississippi State, 1/6/13  
**FTA** ..... 2 at Mississippi State, 1/6/13  
**FT %** ..... .500 (1-2) at Miss. State, 1/6/13  
**Rebs** ..... 2, 2x, last at Miss. State, 1/6/13  
**Off Rebs** ..... 1, 2x, last vs. Vandy, 1/10/13  
**Def Rebs** ..... 2 at Mississippi St., 1/6/13  
**Blks** ..... 1 at Mississippi State, 1/6/13  
**Stls** .....  
**Assts** ..... 2 at Florida, 1/20/13  
**Min** ..... 20 vs. Vanderbilt, 1/10/13

### Season Highs – All Games

**Pts** ..... 11 vs. Savannah St., 11/15  
**FG** ..... 4 vs. Savannah St., 11/15  
**FGA** ..... 10 vs. Savannah St., 11/15  
**FG %** ..... .400 (4-10) vs. Sav. St., 11/15  
**3FG** ..... 3 vs. Savannah St., 11/15  
**3FGA** ..... 9, 2x, last, vs. SC State, 12/21  
**3FG %** ..... .333 (3-9) vs. Sav. St., 11/15  
**FT** ..... 4 vs. Elon, 11/9  
**FTA** ..... 7 vs. Elon, 11/9  
**FT %** ..... 1.00 (2-2) vs. Hampton, 11/22  
**Rebs** ..... 10 vs. Elon, 11/9  
**Off Rebs** ..... 4 vs. Elon, 11/9  
**Def Rebs** ..... 6 vs. Elon, 11/9  
**Blks** ..... 1, 4x, last at Miss. State, 1/6  
**Stls** ..... 2 at LA Tech, 11/12  
**Assts** ..... 5 at LA Tech, 11/12  
**Min** ..... 26 vs. Elon, 11/9

### Season Highs – SEC Games

**Pts** ..... 3, 2x, last vs. LSU, 1/17  
**FG** ..... 1, 3x, last vs. LSU, 1/17  
**FGA** ..... 7 vs. Tennessee, 1/3  
**FG %** ..... .250 (1-4) vs. LSU, 1/17  
**3FG** ..... 1, 2x, last vs. LSU, 1/17  
**3FGA** ..... 5 vs. Tennessee, 1/3  
**3FG %** ..... .333 (1-3) vs. LSU, 1/17  
**FT** ..... 1 at Mississippi State, 1/6  
**FTA** ..... 2 at Mississippi State, 1/6  
**FT %** ..... .500 (1-2) at Miss. State, 1/6  
**Rebs** ..... 2, 2x, last at Miss. State, 1/6  
**Off Rebs** ..... 1, 2x, last vs. Vanderbilt, 1/10  
**Def Rebs** ..... 2 at Mississippi State, 1/6  
**Blks** ..... 1 at Mississippi State, 1/6  
**Stls** .....  
**Assts** ..... 2 at Florida, 1/20  
**Min** ..... 20 vs. Vanderbilt, 1/10

### 2012-13 Game-by-Game Stats

Date	Opponent	GS	MIN	FG-A	3FG-A	FT-A	Reb	PF	A	TO	B	S	TP
11/9	Elon	26	0-8	0-6	4-7	10	4	0	2	1	0	4	
11/12	at LA Tech	22	2-5	1-4	0-0	2	2	5	0	0	2	5	
11/15	Savannah State	24	4-10	3-9	0-0	3	4	2	1	0	0	11	
11/18	Clemson	18	0-4	0-3	0-0	5	0	1	1	0	1	0	
11/22	vs. Hampton	19	1-8	1-4	2-2	3	3	0	2	0	0	5	
11/23	vs. Fla. Gulf Coast	16	1-6	0-5	0-0	1	5	1	2	0	0	2	
11/24	vs. DePaul	4	0-1	0-1	0-0	1	0	0	0	0	0	0	
11/28	Drexel	14	1-8	1-6	0-0	1	0	1	0	0	1	3	
12/2	at Seton Hall	10	0-1	0-0	0-0	1	0	0	0	0	0	0	
12/9	vs Furman	21	1-5	1-5	1-2	2	2	0	0	1	0	4	
12/19	#1/1 Stanford	8	2-4	1-3	0-0	0	1	0	0	0	0	5	
12/21	SC State	21	1-9	1-9	0-2	4	1	3	2	0	1	3	
12/29	Western Carolina	17	2-6	1-1	0-3	2	1	1	2	1	1	5	
1/3	#12/13 Tennessee	17	1-7	1-5	0-0	2	0	0	1	0	0	3	
1/6	at Mississippi State	9	0-0	0-0	1-2	2	0	0	0	1	0	1	
1/10	Vanderbilt	20	1-5	0-3	0-0	1	1	1	1	0	0	2	
1/13	at #13/12 Georgia	6	0-2	0-1	0-0	0	0	0	0	0	0	0	
1/17	LSU	12	1-4	1-3	0-0	1	2	0	0	0	0	3	
1/20	at Florida	7	0-6	0-4	0-0	1	0	2	0	0	0	0	
1/14	#5/4 Kentucky	— DNP (Coach's Decision) —											
<b>Totals</b>		<b>0</b>	<b>291</b>	<b>18-99</b>	<b>12-72</b>	<b>8-18</b>	<b>42</b>	<b>26</b>	<b>17</b>	<b>14</b>	<b>4</b>	<b>6</b>	<b>56</b>
<i>SEC Totals</i>		<i>0</i>	<i>71</i>	<i>3-24</i>	<i>2-16</i>	<i>1-2</i>	<i>7</i>	<i>1</i>	<i>3</i>	<i>2</i>	<i>1</i>	<i>0</i>	<i>9</i>
			<i>11.8</i>	<i>.125</i>	<i>.125</i>	<i>.500</i>	<i>1.2</i>						<i>1.5</i>



# ELEM IBIAM

#33

**6-3 • Sophomore  
Center  
Fayetteville, Ga.  
Fayette County**

- Has played in 18 games this season, missing two due to injury (at LA Tech, Savannah St.)
- Has led the team in rebounding four times (Elon, Furman, Western Carolina, Kentucky)
- Has grabbed double-digit rebounds once (Elon)
- Has scored in double figures once (SC State)
- Scored six of her eight points against #5/4 Kentucky (Jan. 24) during a 12-4 run that turned a six-point deficit into a two-point lead that helped deliver the win ... Also tied for team-high honors with eight rebounds, including four offensive
- Blocked two shots midway through the second half at Florida (Jan. 20) to help a 10-0 Gamecock run that kept the Gators at bay
- Grabbed four of her seven rebounds against LSU (Jan. 17) on the offensive end
- Scored eight of her nine points against Vanderbilt (Jan. 10) during 25-5 first-half surge that propelled team to victory, hitting all four of her shot attempts in the run
  - Netted all five of her points at Mississippi State (Jan. 6) in the second half as Gamecocks pulled away, blocking two shots as well
  - Tied her career high with five blocks against Western Carolina (Dec. 29), tying for third most in Colonial Life Arena history ... Also led team with nine rebounds and scored six of team's last eight first-half points
  - Posted seven of her career-high 11 points in the first half against SC State (Dec. 21), including five as part of team's 12-4 run to close the first half to finally establish a substantial lead
  - Scored career-high eight points against Furman (Dec. 9), hitting 4-of-8 from the field while grabbing team-high nine rebounds
  - Posted her first career double-digit rebound game in season opener against Elon (Nov. 9), pulling in six of her 11 boards on the offensive end

### Miscellaneous Stats

	2012-13 Games	Career Games	Career Record
Double-Double	0	0	0-0
10+ Points	1	1	1-0
10+ Rebounds	1	1	1-0
5+ Blocks	1	2	2-0
Team-High Points	0	0	0-0
Team-High Rebs.	4	5	5-0
Team-High Assts.	0	0	0-0

### Career Highs – All Games

**Pts** ..... 11 vs. SC State, 12/21/21  
**FG** .... 4, 5x, last vs. Kentucky, 1/25/13  
**FGA** ..... 8, 2x, last vs. WCU, 12/29/12  
**FG %** .... 1.000 (2-2) vs. Tennessee, 3/17/12  
  
**FT** ..... 3, 2x, last at Miss. St., 1/6/13  
**FTA** ..... 5 at Mississippi State, 1/6/13  
**FT %** ..... 1.000 (2-2), 2x, last vs. Eastern Michigan, 3/17/12  
**Rebs** ..... 11 vs. Elon, 11/9/12  
**Off Rebs** ..... 6 vs. Elon, 11/9/12  
**Def Rebs** ..... 6 vs. Furman, 12/9/12  
**Blks** ..... 5, 2x, last vs. WCU, 12/29/12  
**Stls** ..... 1, 5x, last vs. Georgia, 1/13/13  
**Assts** ... 2 vs. Eastern Michigan, 3/17/12  
**Min** ..... 25 vs. WCU, 12/29/12

### Career – SEC Games

**Pts** ..... 9 vs. Vanderbilt, 1/10/13  
**FG** .... 4, 2x, last vs. Kentucky, 1/25/13  
**FGA** ..... 6, 2x, last at Miss. St., 1/6/13  
**FG %** ..... .800 (4-5), 2x, last vs. Kentucky, 1/24/13  
**FT** ..... 3, 2x, last at Miss. St., 1/6/13  
**FTA** ..... 5 at Mississippi State, 1/6/13  
**FT %** ... .750 (3-4) vs. Alabama, 1/1/12  
**Rebs** ..... 8 vs. Kentucky, 1/24/13  
**Off Rebs** .... 4, 2x, last vs. Ky., 1/24/13  
**Off Rebs** .... 4, 2x, last vs. Ky., 1/24/13  
**Blks** ..... 2, 2x last vs. LSU, 1/17/13  
**Stls** ..... 1, 2x, last vs. Georgia, 1/13/13  
**Assts** ..... 1 vs. Arkansas, 2/9/12  
**Min** ..... 19 at Mississippi State, 1/6

### Season Highs – All Games

**Pts** ..... 11 vs. SC State, 12/21  
**FG** ..... 4, 5x, last vs. Kentucky, 1/25  
**FGA** ..... 8, 2x, last vs. WCU, 12/29  
**FG %** ..... .800 (4-5), 3x, last vs. Kentucky, 1/24  
  
**FT** ... 3, 2x, last at Mississippi State, 1/6  
**FTA** ..... 5 at Mississippi State, 1/6  
**FT %** ... .750 (3-4) vs. SC State, 12/21  
  
**Rebs** ..... 11 vs. Elon, 11/9  
**Off Rebs** ..... 6 vs. Elon, 11/9  
**Def Rebs** ..... 6 vs. Furman, 12/9/12  
**Blks** ..... 5 vs. WCU, 12/29  
**Stls** ..... 1, 3x , last vs. Georgia, 1/13  
**Assts** ..... 1 vs. Furman, 12/9/12  
**Min** ..... 25 vs. WCU, 12/29

### Season Highs – SEC Games

**Pts** ..... 9 vs. Vanderbilt, 1/10  
**FG** ..... 4, 2x, last vs. Kentucky, 1/25  
**FGA** ..... 6 at Mississippi State, 1/6  
**FG %** ..... .800 (4-5), 2x, last vs. Kentucky, 1/24  
  
**FT** ..... 3 at Mississippi State, 1/6  
**FTA** ..... 5 at Mississippi State, 1/6  
**FT %** .... .600 (3-5) at Miss. State, 1/6  
  
**Rebs** ..... 8 vs. Kentucky, 1/24  
**Off Rebs** ..... 4, 2x, last vs. Ky., 1/24  
**Off Rebs** ..... 4, 2x, last vs. Ky., 1/24  
**Blks** ..... 2, 2x last vs. LSU, 1/17  
**Stls** ..... 1, 2x, last vs. Kentucky, 1/25  
**Assts** ..... 1 vs. Arkansas, 2/9/12  
**Min** ..... 19 at Mississippi State, 1/6

### 2012-13 Game-by-Game Stats

Date	Opponent	GS	MIN	FG-A	3FG-A	FT-A	Reb	PF	A	TO	B	S	TP
11/9	Elon	17	2-7	0-0	0-2	11	0	0	3	2	1	4	
11/12	at LA Tech		— DNP (Injury) —										
11/15	Savannah State		— DNP (Injury) —										
11/18	Clemson	13	2-3	0-0	2-3	0	3	0	1	0	0	6	
11/22	vs. Hampton	8	0-1	0-0	1-2	5	1	0	0	1	0	1	
11/23	vs. Fla. Gulf Coast	15	0-3	0-0	2-4	4	0	0	0	0	0	2	
11/24	vs. DePaul	10	0-0	0-0	0-0	1	1	0	0	0	0	0	
11/28	Drexel	12	1-2	0-0	1-2	3	0	0	0	0	0	3	
12/2	at Seton Hall	12	0-4	0-0	0-0	1	1	0	0	1	0	0	
12/9	vs. Furman	22	4-8	0-0	0-2	9	2	1	1	1	0	8	
12/19	#1/1 Stanford	8	0-2	0-0	0-0	3	1	0	1	0	1	0	
12/21	SC State	19	4-5	0-0	3-4	2	3	0	0	1	0	11	
12/29	Western Carolina	25	4-8	0-0	0-1	9	2	1	0	5	1	8	
1/3	#12/13 Tennessee	17	0-4	0-0	0-0	3	2	0	0	1	0	0	
1/6	at Mississippi State	19	1-6	0-0	3-5	3	0	0	0	2	0	5	
1/10	Vanderbilt	13	4-5	0-0	1-3	2	4	0	2	0	0	9	
1/13	at #13/12 Georgia	12	1-2	0-0	0-0	1	2	0	2	0	1	2	
1/17	LSU	12	0-3	0-0	0-0	7	1	0	1	2	0	0	
1/20	at Florida	16	0-3	0-0	1-2	5	1	0	1	2	0	1	
1/24	#5/4 Kentucky	18	4-5	0-0	0-2	8	0	0	0	0	1	8	
<b>Totals</b>		<b>0</b>	<b>268</b>	<b>27-71</b>	<b>0-0</b>	<b>14-32</b>	<b>77</b>	<b>24</b>	<b>2</b>	<b>12</b>	<b>18</b>	<b>5</b>	<b>68</b>
			<b>14.9</b>	<b>.380</b>	<b>—</b>	<b>.438</b>	<b>4.3</b>				<b>1.0</b>		<b>3.8</b>
<i>SEC Totals</i>		<i>0</i>	<i>107</i>	<i>10-28</i>	<i>0-0</i>	<i>5-12</i>	<i>29</i>	<i>10</i>	<i>0</i>	<i>6</i>	<i>7</i>	<i>2</i>	<i>25</i>
			<i>15.3</i>	<i>.357</i>	<i>—</i>	<i>.417</i>	<i>4.1</i>			<i>1.2</i>		<i>3.6</i>	



# TIFFANY MITCHELL

- Has started every game this season, the only freshman to earn a start
- Among SEC freshmen, ranks third in scoring and rebounding
- Ranks 19th in the league in rebounding
- Has led the team in scoring six times (Clemson, Drexel, Furman, SC State, WCU, Tennessee)
- Has led the team in rebounding four times (at LA Tech, vs. FGCU, at Seton Hall, at Georgia)
- Has posted two double-doubles (at Seton Hall, SC State)
- Has scored in double figures 10 times (at LA Tech, Savannah St., Clemson, Drexel, at Seton Hall, Furman, SC State, WCU, Tennessee, LSU)
- Has pulled down double-digit rebounds five times (vs. FGCU, at Seton Hall, SC State, at Georgia, at Florida)
- Earned second SEC Freshman of the Week honor for production and key effort in wins over Florida and LSU
- Tied her career high with 11 rebounds at Florida (Jan. 20), including six offensive, and hit a pair of free throws to make it a two-possession game with 15 seconds to play
  - Turned in solid all-around game vs. LSU (Jan. 17), including key offensive rebound on missed free throw late in second half to help hold off a Lady Tiger comeback
  - Fought through a tough shooting night at #13/12 Georgia (Jan. 13) to lead team with 10 rebounds
  - Hit clutch 3-pointer in second half to stop 6-0 surge by Vanderbilt (Jan. 10) that pulled the Commodores within 10 points midway through the half
- Tied season high with five offensive boards en route to team-high 14 points against Tennessee (Jan. 3)
- Shot a career-best 83.3 percent (5-of-6) from field en route to team-high 12 points against Western Carolina
- Posted the team's first 20-point game of the season and her second career double-double with career-high 21 points and 11 rebounds (tying career high) against SC State (Dec. 21)
- Played a season-high 34 minutes against #1/1 Stanford (Dec. 19) due to her attacking offense
- Swiped five steals against Furman (Dec. 9) while leading offense with 16 points to tie her career high
- Posted first career double-double with 13-point, 11-rebound effort at Seton Hall (Dec. 2)
- Hit a pair of 3s against Drexel (Nov. 28), including one late in second half to help force overtime
- Named SEC Freshman of the Week after averaging 13.0 points and 6.3 rebounds over three-game span (13 at LA Tech, 10 vs. Savannah State, 16 vs. Clemson)
- Recorded first career double-digit scoring game at Louisiana Tech (Nov. 12)

#25

**5-9 • Freshman • Guard**  
**Charlotte, N.C.**  
**Providence Day**

### Miscellaneous Stats

	2012-13 Games	Career Games	Career Record
Double-Double	2	2	2-0
20+ Points	1	1	1-0
10+ Points	10	10	9-1
10+ Rebounds	5	5	4-1
Team-High Points	6	6	5-1
Team-High Rebs.	4	4	3-1
Team-High Assts.	2	2	2-0

### Career Highs – All Games

**Pts** .....21 vs. SC State, 12/21/12  
**FG** .....8 vs. Furman, 12/9/12  
**FGA** .....17 vs. Tennessee, 1/3/13  
**FG %**... .833 (5-6) vs. WCU, 12/29/12  
**3FG** .....2, 4x, last vs. WCU, 12/29/12  
**3FGA** .....4 vs. Savannah St., 11/15/12  
**3FG %** .....1.000 (2-2), 3x, last vs. WCU, 12/29/12  
**FT** .....9 vs. SC State, 12/21/12  
**FTA** .....13 vs. SC State, 12/21/12  
**FT %**...1.00 (3-3) vs. Tennessee, 1/3/13  
**Rebs** .....11, 4x, last at Florida, 1/20/13  
**Off Rebs** .....6 at Florida, 1/20/13  
**Def Rebs** .8, 2x, last at Seton Hall, 12/2/12  
**Blks** .....1, 2x, last vs. LSU 1/17/13  
**Stls** .....5 vs. Furman 12/9/12  
**Assts** .....4 vs. Savannah State, 11/15/12  
**Min** .....36 at Georgia, 1/13/13

### Career – SEC Games

**Pts** .....14 vs. Tennessee, 1/3/13  
**FG** .....5 vs. Tennessee, 1/3/13  
**FGA** .....17 vs. Tennessee, 1/3/13  
**FG %**... .500 (3-6) vs. Vandy, 1/10/13  
**3FG** .....1, 2x, last vs. Vandy, 1/10/13  
**3FGA** .....3, 2x, last vs. LSU, 1/17/13  
**3FG %**... .333 (1-3) vs. Tennessee, 1/3/13  
**FT** .....6 vs. LSU, 1/17/13  
**FTA** .....10 vs. LSU, 1/17/13  
**FT %**...1.00 (3-3) vs. Tennessee, 1/3/13  
**Rebs** .....11 at Florida, 1/20/13  
**Off Rebs** .....6 at Florida, 1/20/13  
**Def Rebs** .....6 at Georgia, 1/13/13  
**Blks** .....1, 2x last vs. LSU, 1/17/13  
**Stls** .....3 vs. LSU, 1/17/13  
**Assts** .....3, 2x, last at Florida, 1/20/13  
**Min** .....36 at Georgia, 1/13/13

### Season Highs – All Games

**Pts** .....21 vs. SC State, 12/21  
**FG** .....8 vs. Furman, 12/9  
**FGA** .....17 vs. Tennessee, 1/3  
**FG %**..... .833 (5-6) vs. WCU, 12/29  
**3FG** .....2, 4x, last vs. WCU, 12/29  
**3FGA** .....4 vs. Savannah St., 11/15  
**3FG %** .....1.000 (2-2), 3x, last vs. WCU, 12/29  
**FT** .....9 vs. SC State, 12/21  
**FTA** .....13 vs. SC State, 12/21  
**FT %** .....1.00 (3-3) vs. Tennessee, 1/3  
**Rebs** .....11, 4x, last at Florida, 1/20  
**Off Rebs** .....6 at Florida, 1/20  
**Def Rebs** .....8, 2x, last at Seton Hall, 12/2  
**Blks** .....1 vs. Stanford 12/19  
**Stls** .....5 vs. Furman 12/9  
**Assts** .....4 vs. Savannah State, 11/15  
**Min** .....36 at Georgia, 1/13

### Season Highs – SEC Games

**Pts** .....14 vs. Tennessee, 1/3  
**FG** .....5 vs. Tennessee, 1/3  
**FGA** .....17 vs. Tennessee, 1/3  
**FG %**... .500 (3-6) vs. Vanderbilt, 1/10  
**3FG** .....1, 2x, last vs. Vandy, 1/10  
**3FGA** .....3, 2x, last vs. LSU, 1/17  
**3FG %**... .333 (1-3) vs. Tennessee, 1/3  
**FT** .....6 vs. LSU, 1/17  
**FTA** .....10 vs. LSU, 1/17  
**FT %** .....1.00 (3-3) vs. Tennessee, 1/3  
**Rebs** .....11 at Florida, 1/20  
**Off Rebs** .....6 at Florida, 1/20  
**Def Rebs** .....6 at Georgia, 1/13  
**Blks** .....1, 2x, last vs. LSU, 1/17  
**Stls** .....3 vs. LSU, 1/17  
**Assts** .....3, 2x, last at Florida, 1/20  
**Min** .....36 at Georgia, 1/13

### 2012-13 Game-by-Game Stats

Date	Opponent	GS	MIN	FG-A	3FG-A	FT-A	Reb	PF	A	TO	B	S	TP	
11/9	Elon	*	23	4-6	0-1	1-2	2	1	3	1	0	1	9	
11/12	at LA Tech	*	25	5-11	0-2	3-4	8	2	0	2	0	0	13	
11/15	Savannah State	*	25	4-11	1-4	1-3	5	1	4	0	0	1	10	
11/18	Clemson	*	32	7-11	0-1	2-6	6	3	2	1	0	2	16	
11/22	vs. Hampton	*	27	2-9	1-3	2-4	8	3	2	4	0	1	7	
11/23	vs. Fla. Gulf Coast	*	28	3-7	0-0	2-2	11	1	3	3	0	1	8	
11/24	vs. DePaul	*	29	1-5	0-0	4-8	6	1	0	4	0	2	6	
11/28	Drexel	*	29	6-12	2-2	0-0	2	3	1	2	0	3	14	
12/2	at Seton Hall	*	28	4-7	2-2	3-9	11	3	1	4	0	1	13	
12/9	vs. Furman	*	29	8-13	0-1	0-2	4	1	1	2	0	5	16	
12/19	#1/1 Stanford	*	34	1-13	0-3	0-0	5	3	0	3	1	2	2	
12/21	SC State	*	31	5-11	2-3	9-13	11	1	2	3	0	2	21	
12/29	Western Carolina	*	23	5-6	2-2	0-3	2	4	1	2	0	0	12	
1/3	#12/13 Tennessee	*	35	5-17	1-3	3-3	5	0	1	1	0	1	14	
1/6	at Mississippi State	*	35	0-4	0-0	5-6	5	2	0	2	0	1	5	
1/10	Vanderbilt	*	20	3-6	1-1	0-0	3	4	0	5	1	0	7	
1/13	at #13/12 Georgia	*	36	3-10	0-2	0-1	10	1	2	5	0	1	6	
1/17	LSU	*	35	3-9	0-3	6-10	7	1	3	3	1	3	12	
1/20	at Florida	*	30	2-12	0-2	2-2	11	0	1	3	0	1	6	
1/24	#5/4 Kentucky	*	32	2-7	1-1	2-4	2	3	2	4	0	1	7	
<b>Totals</b>			<b>20</b>	<b>586</b>	<b>73-187</b>	<b>13-36</b>	<b>45-82</b>	<b>124</b>	<b>38</b>	<b>29</b>	<b>54</b>	<b>3</b>	<b>29</b>	<b>204</b>
<i>SEC Totals</i>			<i>7</i>	<i>223</i>	<i>18-65</i>	<i>3-12</i>	<i>18-26</i>	<i>43</i>	<i>11</i>	<i>9</i>	<i>23</i>	<i>2</i>	<i>8</i>	<i>57</i>
				<i>31.9</i>	<i>.277</i>	<i>.250</i>	<i>.692</i>	<i>6.1</i>	<i>1.3</i>		<i>1.1</i>	<i>8.1</i>		



# WILKA MONTOUT

#12

**6-3 • Junior**  
**Center**  
**Cayenne, French Guiana**  
**Northeastern Oklahoma A&M**

- Has played in all but one game this season (Kentucky)
- Has scored in double figures two times (at LA Tech, Furman)
- Hit a 3-pointer to cap a 25-5 first-half surge against Vanderbilt (Jan. 10) and handed out a pair of assists
- Swatted away a pair of shots against Furman (Dec. 9) while contributing 10 points to the offensive effort
- Grabbed five of her six rebounds against Savannah State (Nov. 15) on the offensive end, helping her to nine points
- Scored eight of her 10 points at Louisiana Tech (Nov. 12) during an 11-5 second-half run that put the game out of reach

### Miscellaneous Stats

	2012-13	Career	Career
	Games	Games	Record
Double-Double	0	0	0-0
10+ Points	2	2	2-0
10+ Rebounds	0	0	0-0
Team-High Points	0	0	0-0
Team-High Rebs.	0	0	0-0
Team-High Assts.	0	0	0-0

### Career Highs – All Games

**Pts** ..... 12 at LA Tech, 11/12/12  
**FG** ..... 4, 3x, last vs. Furman, 12/9/12  
**FGA** ..... 13 vs. Savannah St., 11/15/12  
**FG %** ..... .400 (4-10) at LA Tech, 11/12/12  
**3FG** ..... 1, 3x, last vs. Hampton, 11/22/12  
**3FGA** ..... 3, 2x, last vs. Vanderbilt 1/10/13  
**3FG %** ..... .500 (1-2) at LA Tech, 11/15/12  
**FT** ..... 3 at LA Tech, 11/15/12  
**FTA** ..... 4, 2x, last at LA Tech, 11/15/12  
**FT %** ..... 1.000 (2-2), 3x, last at Mississippi State, 1/6  
**Rebs** ..... 6 vs. Savannah St., 11/15/12  
**Off Rebs** ..... 5 vs. Savannah St., 11/15/12  
**Def Rebs** ..... 3 at Mississippi State, 1/6/13  
**Blks** ..... 2 vs. Furman, 12/9/12  
**Stls** ..... 1, 3x, last vs. Hampton, 11/22/12  
**Assts** ..... 2, 2x, last vs. Vanderbilt, 1/10/13  
**Min** ..... 24 vs. Savannah St., 11/15/12

### Career – SEC Games

**Pts** ..... 3 vs. Vanderbilt, 1/10/13  
**FG** ..... 1 vs. Vanderbilt, 1/10/13  
**FGA** ..... 3 vs. Vanderbilt, 1/10/13  
**FG %** ..... .333 (1-3) vs. Vandy, 1/10/13  
**3FG** ..... 1 vs. Vanderbilt, 1/10/13  
**3FGA** ..... 3 vs. Vanderbilt, 1/10/13  
**FG %** ..... .333 (1-3) vs. Vandy, 1/10/13  
**FT** ..... 2 at Mississippi State, 1/6/13  
**FTA** ..... 2 at Mississippi State, 1/6/13  
**FT %** ..... 1.000 (2-2) at Miss. St., 1/6/13  
**Rebs** ..... 4 at Mississippi State, 1/6/13  
**Off Rebs** ..... 2 vs. Tennessee, 1/3/13  
**Def Rebs** ..... 3 at Mississippi St., 1/6/13  
**Blks** ..... 1 vs. Vanderbilt, 1/10/13  
**Stls** .....  
**Assts** ..... 2 vs. Vanderbilt, 1/10/13  
**Min** ..... 15 at Mississippi State, 1/6/13

### Season Highs – All Games

**Pts** ..... 12 at LA Tech, 11/12  
**FG** ..... 4, 2x, last vs. Sav. St., 11/15  
**FGA** ..... 13 vs. Savannah St., 11/15  
**FG %** ..... .400 (4-10) at LA Tech, 11/12  
**3FG** ..... 1, 3x, last vs. Hampton, 11/22  
**3FGA** ..... 3, 2x, last vs. Vanderbilt 1/10  
**3FG %** ..... .500 (1-2) at LA Tech, 11/15  
**FT** ..... 3 at LA Tech, 11/15  
**FTA** ..... 4, 2x, last at LA Tech, 11/15  
**FT %** ..... 1.000 (2-2), 3x, last at Mississippi State, 1/6  
**Rebs** ..... 6 vs. Savannah St., 11/15  
**Off Rebs** ..... 5 vs. Savannah St., 11/15  
**Def Rebs** ..... 3 at Mississippi State, 1/6  
**Blks** ..... 2 vs. Furman, 12/9/12  
**Stls** ..... 1, 3x, last vs. Hampton, 11/22  
**Assts** ..... 2, 2x, last vs. Vanderbilt, 1/10  
**Min** ..... 24 vs. Savannah St., 11/15

### Season Highs – SEC Games

**Pts** ..... 3 vs. Vanderbilt, 1/10  
**FG** ..... 1 vs. Vanderbilt, 1/10  
**FGA** ..... 3 vs. Vanderbilt, 1/10  
**FG %** ..... .333 (1-3) vs. Vanderbilt, 1/10  
**3FG** ..... 1 vs. Vanderbilt, 1/10  
**3FGA** ..... 3 vs. Vanderbilt, 1/10  
**3FG %** ..... .333 (1-3) vs. Vanderbilt, 1/10  
**FT** ..... 2 at Mississippi State, 1/6  
**FTA** ..... 2 at Mississippi State, 1/6  
**FT %** ..... 1.000 (2-2) at Miss. State, 1/6  
**Rebs** ..... 4 at Mississippi State, 1/6  
**Off Rebs** ..... 2 vs. Tennessee, 1/3  
**Def Rebs** ..... 3 at Mississippi State, 1/6  
**Blks** ..... 1 vs. Vanderbilt, 1/10  
**Stls** .....  
**Assts** ..... 2 vs. Vanderbilt, 1/10  
**Min** ..... 15 at Mississippi State, 1/6

### 2012-13 Game-by-Game Stats

Date	Opponent	GS	MIN	FG-A	3FG-A	FT-A	Reb	PF	A	TO	B	S	TP
11/9	Elon	18	0-3	0-2	1-4	2	2	2	1	0	1	1	1
11/12	at LA Tech	23	4-10	1-2	3-4	3	3	0	1	0	0	12	
11/15	Savannah State	24	4-13	1-3	0-0	6	2	0	2	1	0	9	
11/18	Clemson	18	1-6	0-2	2-2	1	3	1	1	0	1	4	
11/22	vs. Hampton	14	1-3	1-1	0-0	2	0	0	2	0	1	3	
11/23	vs. Fla. Gulf Coast	16	1-4	0-0	0-0	5	3	1	1	0	0	2	
11/24	vs. DePaul	6	1-2	0-0	0-0	1	1	0	1	1	0	2	
11/28	Drexel	3	0-1	0-1	0-0	0	0	0	0	0	0	0	0
12/2	at Seton Hall	11	1-4	0-1	0-1	1	0	0	0	0	0	2	
12/9	vs. Furman	23	4-9	0-2	2-2	3	1	1	0	2	0	10	
12/19	#1/1 Stanford	3	0-0	0-0	0-0	0	2	0	0	0	0	0	0
12/21	SC State	16	0-3	0-2	2-2	1	0	0	2	0	0	2	
12/29	Western Carolina	19	3-8	0-1	0-0	2	0	0	0	0	0	6	
1/3	#12/13 Tennessee	12	0-2	0-1	0-0	2	1	0	1	0	0	0	0
1/6	at Mississippi State	15	0-1	0-0	2-2	4	0	0	0	0	0	2	
1/10	Vanderbilt	8	1-3	1-3	0-0	2	1	2	0	1	0	3	
1/13	at #13/12 Georgia	1	0-0	0-0	0-0	0	0	0	0	0	0	0	0
1/17	LSU	4	0-3	0-0	0-0	1	0	0	0	0	0	0	0
1/20	at Florida	4	0-1	0-0	0-0	0	0	0	0	0	0	0	0
1/24	#5/4 Kentucky	— DNP (Coach's Decision) —											
<b>Totals</b>		<b>0</b>	<b>238</b>	<b>21-76</b>	<b>4-21</b>	<b>12-17</b>	<b>36</b>	<b>19</b>	<b>7</b>	<b>12</b>	<b>5</b>	<b>3</b>	<b>58</b>
			<b>12.5</b>	<b>.276</b>	<b>.190</b>	<b>.706</b>	<b>2.0</b>						<b>3.1</b>
<i>SEC Totals</i>		<i>0</i>	<i>44</i>	<i>1-10</i>	<i>1-4</i>	<i>2-2</i>	<i>9</i>	<i>2</i>	<i>2</i>	<i>1</i>	<i>1</i>	<i>0</i>	<i>5</i>
			<i>7.3</i>	<i>.100</i>	<i>.250</i>	<i>1.000</i>	<i>2.0</i>						<i>0.8</i>



# KHADIJAH SESSIONS

#5

- Has played in every game this season
- Has led the team in scoring once (at Florida)
- Has led the team in assists two times (Furman, at Florida)
- Has scored in double figures once (at Florida)
- Was solid secondary ball-handler against the pressure of #5/4 Kentucky (Jan. 24), committing no turnovers in 26 minutes off the bench, while adding eight pints, including a free throw in the final 11 seconds to help seal the victory
- Took advantage of a career-high 28 minutes at Florida (Jan. 20) to lead the team in scoring, hitting 6-of-10 from the free throw line, including three in the final 30 seconds to help seal the victory
- Hit all four free throws in the final two minutes against Vanderbilt (Jan. 10) to stymie any ideas of a late comeback for the Commodores
  - Matched her season high with eight points against SC State (Dec. 21), shooting 6-of-8 from the free throw line
  - Swiped a pair of steals at Seton Hall (Dec. 2)
  - Hit her first career 3-pointer against Florida Gulf Coast (Nov. 23)
  - Had a well-rounded game against Savannah State (Nov. 15) with four assists, three steals and six points
  - Scored her eight points in just 10 minutes on the court against Elon (Nov. 9)

**5-8 • Freshman  
Guard  
Myrtle Beach, S.C.  
Myrtle Beach**

Miscellaneous Stats			
	2012-13	Career	Career
	Games	Games	Record
Double-Double	0	0	0-0
10+ Points	1	1	1-0
10+ Rebounds	0	0	0-0
Team-High Points	1	1	1-0
Team-High Rebs.	0	0	0-0
Team-High Assts.	2	2	2-0

Career Highs – All Games	
Pts	15 at Florida, 1/20/13
FG	3, 5x, last vs. Kentucky, 1/24/13
FGA	9 at Florida, 1/20/13
FG %	.750 (3-4) vs. Sav. St., 11/15/12
3FG	3 at Florida, 1/20/13
3FGA	6 at Florida, 1/20/13
3FG %	.500 (3-6) at Florida, 1/20/13
FT	6, 2x, last at Florida, 1/20/13
FTA	10 at Florida, 1/20/13
FT %	1.00 (4-4) at Miss. St., 1/6/13
Rebs	5 at Florida, 1/20/13
Off Rebs	2, 2x, last at Fla., 1/20/13
Def Rebs	3 at Florida, 1/20/13
Blks	1, 2x, last vs. WCU, 12/29/12
Stls	3 vs. Savannah State, 11/15/12
Assts	4 vs. Savannah State, 11/15/12
Min	28 at Florida, 1/20/13

Season Highs – All Games	
Pts	15 at Florida, 1/20
FG	3, 5x, last vs. Kentucky, 1/24
FGA	9 at Florida, 1/20
FG %	.750 (3-4) vs. Sav. St., 11/15
3FG	3 at Florida, 1/20
3FGA	6 at Florida, 1/20
3FG %	.500 (3-6) at Florida, 1/20
FT	6, 2x, last at Florida, 1/20
FTA	10 at Florida, 1/20
FT %	1.00 (4-4) at Miss. St., 1/6
Rebs	5 at Florida, 1/20
Off Rebs	2, 2x, last at Florida, 1/20
Def Rebs	3 at Florida, 1/20
Blks	1, 2x, last vs. WCU, 12/29
Stls	3 vs. Savannah State, 11/15
Assts	4 vs. Savannah State, 11/15
Min	28 at Florida, 1/20/13

Career – SEC Games	
Pts	15 at Florida, 1/20/13
FG	3, 2x, last vs. Kentucky, 1/24/13
FGA	9 at Florida, 1/20/13
FG %	.333 (3-9) at Florida, 1/20/13
3FG	3 at Florida, 1/20/13
3FGA	6 at Florida, 1/20/13
3FG %	.500 (3-6) at Florida, 1/20/13
FT	6 at Florida, 1/20/13
FTA	10 at Florida, 1/20/13
FT %	1.00 (4-4) at Miss. St., 1/6/13
Rebs	5 at Florida, 1/20/13
Off Rebs	2 at Florida, 1/20/13
Def Rebs	3 at Florida, 1/20/13
Blks	
Stls	1, 2x, last vs. Kentucky, 1/24/13
Assts	2, 2x, last at Florida, 1/20/13
Min	28 at Florida, 1/20/13

Season Highs – SEC Games	
Pts	15 at Florida, 1/20
FG	3, 2x, last vs. Kentucky, 1/24
FGA	9 at Florida, 1/20
FG %	.333 (3-9) at Florida, 1/20
3FG	3 at Florida, 1/20
3FGA	6 at Florida, 1/20
3FG %	.500 (3-6) at Florida, 1/20
FT	6 at Florida, 1/20
FTA	10 at Florida, 1/20
FT %	1.00 (4-4) at Miss. St., 1/6
Rebs	5 at Florida, 1/20
Off Rebs	2 at Florida, 1/20
Def Rebs	3 at Florida, 1/20
Blks	
Stls	1, 2x, last vs. Kentucky, 1/24
Assts	2, 2x, last at Florida, 1/20
Min	28 at Florida, 1/20

2012-13 Game-by-Game Stats													
Date	Opponent	GS	MIN	FG-A	3FG-A	FT-A	Reb	PF	A	TO	B	S	TP
11/9	Elon	10	3-7	0-1	2-3	0	1	0	1	0	0	8	
11/12	at LA Tech	8	1-1	0-0	1-2	1	0	1	1	0	1	3	
11/15	Savannah State	19	3-4	0-1	0-0	3	1	4	1	0	3	6	
11/18	Clemson	15	0-3	0-2	3-5	1	1	1	2	0	0	3	
11/22	vs. Hampton	9	1-2	0-0	0-0	1	0	1	3	0	0	2	
11/23	vs. Fla. Gulf Coast	21	2-5	1-3	0-0	1	2	2	1	0	1	5	
11/24	vs. DePaul	21	2-8	0-1	2-3	1	1	0	0	0	0	6	
11/28	Drexel	7	1-1	1-1	0-2	0	0	0	1	0	1	3	
12/2	at Seton Hall	15	1-5	0-2	1-3	1	0	1	0	0	2	3	
12/9	vs. Furman	23	2-5	0-3	3-4	2	1	2	1	1	1	7	
12/19	#1/1 Stanford	9	0-1	0-1	0-0	0	1	0	0	0	0	0	
12/21	SC State	17	1-2	0-0	6-8	1	0	1	2	0	1	8	
12/29	Western Carolina	18	3-6	1-2	0-0	2	0	2	2	1	0	7	
1/3	#12/13 Tennessee	9	0-1	0-1	1-2	1	1	0	1	0	1	1	
1/6	at Mississippi State	12	0-1	0-1	5-7	0	2	1	3	0	0	5	
1/10	Vanderbilt	14	0-2	0-2	4-4	2	1	1	0	0	0	4	
1/13	at #13/12 Georgia	1	0-1	0-1	0-0	0	0	0	1	0	0	0	
1/17	LSU	6	0-1	0-1	0-0	0	1	2	1	0	0	0	
1/20	Florida	28	3-9	3-6	6-10	5	2	2	2	0	0	15	
1/24	#5/4 Kentucky	26	3-8	0-1	2-4	2	4	0	0	0	1	8	
<b>Totals</b>		<b>0</b>	<b>288</b>	<b>26-73</b>	<b>6-30</b>	<b>36-57</b>	<b>24</b>	<b>19</b>	<b>21</b>	<b>23</b>	<b>2</b>	<b>12</b>	<b>94</b>
			<b>14.4</b>	<b>.356</b>	<b>.200</b>	<b>.632</b>	<b>1.2</b>		<b>1.1</b>				<b>4.7</b>
<i>SEC Totals</i>		<i>0</i>	<i>96</i>	<i>6-23</i>	<i>3-12</i>	<i>18-27</i>	<i>10</i>	<i>11</i>	<i>6</i>	<i>8</i>	<i>0</i>	<i>2</i>	<i>33</i>
			<i>13.7</i>	<i>.261</i>	<i>.231</i>	<i>.667</i>	<i>1.4</i>						<i>4.7</i>





# IEASIA WALKER

#2

**5-8 • Senior  
Guard  
Amityville, N.Y.  
Copiague**

- Named to the 2012 Preseason All-SEC Second Team
- Has started every game this season, 89 in her career
- Is one of just 12 Gamecocks to collect 1,000 career points (vs. LSU, Jan. 17) and 200 career steals (vs. WCU, Dec. 29) – 28th to reach 1,000 points, 13th to reach 200 steals
- Ranks seventh in the SEC in minutes played per game (31.8) and eighth in steals per game (2.6); is among league's top-25 scorers in conference play
- Has led the team in scoring three times (vs. DePaul, LSU, Kentucky)
- Has led the team in assists 11 times (Elon, at LA Tech, Savannah St., Clemson, Drexel, Stanford, WCU, Tennessee, Vandy, at Georgia, Kentucky)
- Has led the team in rebounding three times (Clemson, Tennessee, Kentucky)
- Has scored in double figures nine times (Elon, at LA Tech, Savannah St., vs. DePaul, Stanford, Tennessee, Vanderbilt, LSU, Kentucky), including one 20-point game (LSU)
  - Has handed out five or more assists three times (at LA Tech, Savannah St., Vandy)
  - Has swiped three more steals 10 times (Elon, Clemson, Furman, Stanford, SC State, WCU, Vandy, at Georgia, LSU, Kentucky)
  - Played every second of win over #5/4 Kentucky (Jan. 24) and led team in points, rebounds, assists and steals ...Posted nine points, three assists and three steals of her totals in decisive second half
  - Scored her 1,000th career point among her game-high 24 against LSU (Jan. 17), hitting four 3s and swiping five steals
  - Tied career high with six steals at #13/12 Georgia (Jan. 13), including five in the second half as she tried to will team to victory, adding seven points, seven rebounds and three assists

### Miscellaneous Stats

	2012-13 Games	Career Games	Career Record		2012-13 Games	Career Games	Career Record
Dbl-Dbl	0	1	1-0	5+ Assists	3	16	13-3
30+ Points	0	1	1-0	5+ Steals	5	9	6-3
20+ Points	1	5	3-2	Tm-High Pts	3	23	13-10
10+ Points	9	52	32-20	Tm-High Rebs	3	11	7-4
10+ Rebs	0	1	1-0	Tm-High Assts	10	38	23-15

### Career Highs – All Games

**Pts** ..... 30 vs. Clemson, 11/18/10  
**FG** ..... 13 vs. Clemson, 11/18/10  
**FGA** ..... 23 vs. Tennessee, 1/20/11  
**FG %** ..... .750 (3-4), 2x, last vs. Sav. St. 11/15/12  
**3FG** ..... 4, 2x, last vs. LSU, 1/17/13  
**3FGA** ..... 9, 3x, last vs. LSU, 1/17/13  
**3FG %** ... 1.000 (2-2) vs. Clemson, 11/18/10  
**FT** ..... 8, 2x, last at Alabama, 2/19/12  
**FTA** ..... 14 vs. Ole Miss, 3/3/11  
**FT %** ... 1.000 (6-6) vs. Tenn., 2/17/11  
**Rebs** ..... 11 at Ole Miss, 1/16/11  
**Off Rebs** ..... 6 vs. Tennessee, 1/20/11  
**Def Rebs** ..... 9 at Ole Miss, 1/16/11  
**Blks** .. 2, 7x, last vs. Kentucky, 1/24/13  
**Stls** ..... 6, 3x, last at Georgia, 1/13/13  
**Assts** ..... 8 at LA Tech, 11/12/12  
**Min** ..... 43, 2x, last vs. Drexel, 11/28/12

### Career – SEC Games

**Pts** ..... 24, 2x, last vs. LSU, 1/17/13  
**FG** ..... 10 vs. Tennessee, 1/20/11  
**FGA** ..... 23 vs. Tennessee, 1/20/11  
**FG %** ... .600 (3-5) vs. Kentucky, 1/14/10  
**3FG** ..... 4, 2x, last vs. LSU, 1/17/13  
**3FGA** ..... 9, 2x, last vs. LSU 1/17/13  
**3FG %** ..... 1.000 (2-2) at Auburn, 2/4/10  
**FT** ..... 8, 2x, last at Alabama, 2/19/12  
**FTA** ..... 10, 3x, last at Alabama, 2/19/12  
**FT %** ..... 1.000 (6-6) at Tennessee, 2/17/11  
**Rebs** ..... 11 at Ole Miss, 1/16/11  
**Off Rebs** ..... 6 vs. Tennessee, 1/20/11  
**Def Rebs** ..... 9 at Ole Miss, 1/16/11  
**Blks** .. 2, 3x, last vs. Kentucky, 1/24/13  
**Stls** ..... 6 at Georgia, 1/13/13  
**Assts** ..... 7 vs. Mississippi State, 1/29/12  
**Min** ..... 43 at Ole Miss, 1/16/11

### Season Highs – All Games

**Pts** ..... 24 vs. LSU, 1/17  
**FG** ..... 9, vs. LSU, 1/17  
**FGA** ..... 16 vs. LSU, 1/17  
**FG %** ..... .750 (3-4) vs. Sav. St., 11/15  
**3FG** ..... 4, vs. LSU, 1/17  
**3FGA** ..... 9, vs. LSU 1/17  
**3FG %** ... .750 (3-4) vs. Sav. St., 11/15  
**FT** ..... 5, 2x, last vs. Kentucky, 1/24  
**FTA** ..... 8 vs. Kentucky, 1/24  
**FT %** ... 1.000 (5-5) vs. Clemson, 11/18  
**Rebs** ..... 8, 2x, last vs. Kentucky, 1/24  
**Off Rebs** ..... 3 vs. Elon, 11/9  
**Def Rebs** ..... 8 vs. Kentucky, 1/24  
**Blks** ..... 2, 2x, last vs. Kentucky, 1/24  
**Stls** ..... 6, 2x, last at Georgia, 1/13  
**Assts** ..... 8 at LA Tech, 11/12  
**Min** ..... 43 vs. Drexel, 11/28

### Season Highs – SEC Games

**Pts** ..... 24 vs. LSU, 1/17  
**FG** ..... 9 vs. LSU, 1/17  
**FGA** ..... 16 vs. LSU, 1/17  
**FG %** ..... .563 (9-16) vs. LSU, 1/17  
**3FG** ..... 4 vs. LSU, 1/17  
**3FGA** ..... 9 vs. LSU, 1/17  
**3FG %** ..... 444 (4-9) vs. LSU, 1/17  
**FT** ..... 4 at Mississippi State, 1/6  
**FTA** ..... 8 at Georgia, 1/13  
**FT %** ..... 1.000 (2-2) vs. LSU, 1/17  
**Rebs** ..... 8 vs. Kentucky, 1/24  
**Off Rebs** ..... 1, 3x, last at Georgia, 1/13  
**Def Rebs** ..... 8 vs. Kentucky, 1/24  
**Blks** ..... 2 vs. Kentucky, 1/24  
**Stls** ..... 6 at Georgia, 1/13  
**Assts** ..... 5 vs. Vanderbilt, 1/10  
**Min** ..... 39 at Georgia, 1/13

- Posted eight of her 12 points against Vanderbilt (Jan. 10) in the first half and handed out four of her five assists in the second half to help stave off any Commodore comeback
- Hit back-to-back 3s to send team into lockerroom down just one to #12/13 Tennessee (Jan. 3), finishing with 10 points, team-high seven rebounds and three assists
- Tied her career high with six steals against SC State (Dec. 21)
- Scored 15 points against #1/1 Stanford (Dec. 19), including four in final minute to keep chance of win alive, while handing out three assists and swiping four steals, one of which she turned into a layup that earned her No. 9 spot on ESPN SportsCenter's Top 10
- Played 43 minutes against Drexel (Nov. 28), locking down Dragons' top scorer for the final nine minutes of the game to finish off comeback win
- Handed out a career-high eight assists at Louisiana Tech (Nov. 12), including five on the first seven baskets of the game

### 2012-13 Game-by-Game Stats

Date	Opponent	GS	MIN	FG-A	3FG-A	FT-A	Reb	PF	A	TO	B	S	TP	
11/9	Elon	*	24	5-12	0-3	3-3	4	1	4	1	0	3	13	
11/12	at LA Tech	*	35	3-10	3-6	1-2	3	2	8	1	1	2	10	
11/15	Savannah State	*	29	3-4	3-4	1-2	1	1	5	5	0	0	10	
11/18	Clemson	*	31	2-7	0-4	5-5	8	1	4	5	0	4	9	
11/22	vs. Hampton	*	34	2-7	2-5	0-4	2	1	1	5	0	0	6	
11/23	vs. Fla. Gulf Coast	*	25	2-6	2-5	0-0	1	0	2	2	0	0	6	
11/24	vs. DePaul	*	32	4-11	0-3	3-4	6	0	2	1	1	11		
11/28	Drexel	*	43	1-10	1-4	3-4	2	2	2	2	1	2	6	
12/2	at Seton Hall	*	36	2-7	2-5	0-3	3	2	1	4	1	1	6	
12/9	vs. Furman	*	21	4-10	0-3	1-1	3	1	1	2	0	5	9	
12/19	#1/1 Stanford	*	35	5-15	2-5	3-4	3	4	3	0	0	4	15	
12/21	SC State	*	28	0-3	0-1	0-0	1	3	3	5	2	6	0	
12/29	Western Carolina	*	28	3-5	1-1	2-3	1	3	4	1	0	5	9	
1/3	#12/13 Tennessee	*	31	4-12	2-6	0-0	7	2	3	4	1	0	10	
1/6	at Mississippi State	*	28	2-6	0-0	4-6	4	2	1	4	0	1	8	
1/10	Vanderbilt	*	34	5-11	1-3	1-4	3	1	5	2	1	3	12	
1/13	at #13/12 Georgia	*	39	2-11	0-5	3-8	7	2	3	5	0	6	7	
1/17	LSU	*	37	9-16	4-9	2-2	2	2	0	0	1	5	24	
1/20	at Florida	*	26	3-9	2-4	0-0	4	4	0	1	0	1	8	
1/24	#5/4 Kentucky	*	40	5-11	1-3	5-8	8	1	4	4	2	3	16	
<b>Totals</b>			<b>20</b>	<b>636</b>	<b>61-172</b>	<b>26-79</b>	<b>37-63</b>	<b>73</b>	<b>35</b>	<b>54</b>	<b>55</b>	<b>11</b>	<b>52</b>	<b>195</b>
				<b>31.8</b>	<b>.361</b>	<b>.329</b>	<b>.587</b>	<b>3.7</b>	<b>2.7</b>		<b>2.6</b>	<b>2.6</b>	<b>9.8</b>	
<i>SEC Totals</i>			<i>7</i>	<i>235</i>	<i>30-76</i>	<i>10-30</i>	<i>15-28</i>	<i>35</i>	<i>14</i>	<i>16</i>	<i>21</i>	<i>5</i>	<i>19</i>	<i>85</i>
				<i>33.6</i>	<i>.395</i>	<i>.333</i>	<i>.536</i>	<i>5.0</i>	<i>2.3</i>		<i>2.7</i>	<i>12.1</i>		



# Aleighsa Welch

**#24**

**6-0 • Sophomore  
Forward  
Goose Creek, S.C.  
Goose Creek**

- Has started every game this season
- Has six double-doubles (Savannah St., vs. Hampton, vs. FGCU, Drexel, at Seton Hall, SC State) – the first of her career
- Leads the SEC in offensive rebounds per game (4.4), ranks fifth in total rebounds per game and is 18th in scoring
- Has led the team in scoring seven times (Savannah St., vs. Hampton, at Seton Hall, Stanford, Miss. St., Vandy, at Georgia)
- Has led the team in rebounding seven times (at LA Tech, Savannah St., vs. FGCU, Drexel, SC State, Miss. St., at Florida)
- Has scored in double figures 14 times (at LA Tech, Savannah St., vs. Hampton, vs. FGCU, Drexel, at Seton Hall, Furman, Stanford, SC State, Miss. St., Vandy, at Georgia, LSU, Kentucky)
- Has pulled down double-digit rebounds eight times (Savannah St., vs. Hampton, vs. FGCU, vs. DePaul, Drexel, at Seton Hall, SC State, at Florida)
  - Rallied in second half against #5/4 Kentucky (Jan. 24) with eight points and five boards of her totals coming in the crucial final 20 minutes
  - Reeled in nine of her 12 rebounds at Florida (Jan. 20) in the second half and tied her career high with eight offensive
  - Hit four free throws in final minute to seal win against LSU (Jan. 17) to cap off 14-point, seven-rebound effort
- Tied her career high with 19 points at #13/12 Georgia (Jan. 13), hitting 8-of-10 from the field, and made the play that resulted in a pair of Sancheon White free throws to pull Gamecocks within a point in the final 45 seconds
- Led team in points, rebounds and assists at Mississippi State (Jan. 6), adding a career-high three assists to her 16 points and seven rebounds
- Scored eight of her team-high 13 points against Vanderbilt (Jan. 10) in just 11 minutes of first-half action
- Limited by foul trouble to just nine minutes in first half against #12/13 Tennessee (Jan. 3), finishing with just six points and five rebounds
- Tied her career high with eight offensive rebounds among her 14 against SC State (Dec. 21) while also adding 16 points for her sixth double-double of the season
- Scored 13 of her 17 points against #1/1 Stanford (Dec. 19) in the second half, including a free throw to tie the game with 1:14 left to play
- Snagged a career-high 15 rebounds against Drexel (Nov. 28), the second-most in the SEC this season
- Named Paradise Jam Most Outstanding Player after averaging 10.3 points and 9.3 rebounds to guide team to the Reef Division title
- Scored 10 of team's first 13 second-half points to pull away from Hampton (Nov. 22)
- Posted first career double-double with 13 points and 12 rebounds against Savannah State (Nov. 15)
- Was great on the inside at Louisiana Tech (Nov. 12), to finish with 14 points, eight rebounds, two blocks and two steals

### Miscellaneous Stats

	2012-13 Games	Career Games	Career Record
Double-Double	6	6	6-0
10+ Points	13	23	19-4
10+ Rebounds	8	10	9-1
Team-High Points	7	11	7-4
Team-High Rebs.	7	23	20-3
Team-High Assts.	2	2	2-0

### Career Highs – All Games

**Pts** ..... 19, 2x, last at Georgia, 1/13/13  
**FG** ..... 8 at Georgia, 1/13/13  
**FGA** ..... 11 at Seton Hall, 12/2/12  
**FG %**... 1.000 (4-4) vs. Presby., 11/27/11  
**FT** ..... 10 at Xavier, 11/30/11  
**FTA** ..... 15 at Xavier, 11/30/11  
**FT %**... 1.000 (3-3) vs. SC St., 12/14/11  
**Rebs** ..... 15 vs. Drexel, 11/28/12  
**Off Rebs** ..... 8, 4x, last at Florida, 1/20/13  
**Def Rebs** ..... 8 vs. Savannah St., 11/15/12  
**Blks** ..... 4 at NC State, 12/4/11  
**Stls** ..... 3, 2x, last vs. Elon, 11/9/12  
**Assts** ..... 3 at Mississippi State, 1/6/13  
**Min** ..... 42 vs. Drexel, 11/28/12

### Career – SEC Games

**Pts** ..... 19, 2x, last at Georgia, 1/13/13  
**FG** ..... 8 at Georgia, 1/13/13  
**FGA** ..... 10, 3x, last at Georgia, 1/13/13  
**FG %**... 1.000 (3-3), 3x, last at Arke., 2/9/12  
**FT** ..... 6, 2x, last vs. LSU, 1/17/13  
**FTA** ..... 9 vs. LSU, 1/17/13  
**FT %**... .833 (5-6) vs. Vanderbilt, 1/5/12  
**Rebs** ..... 12 at Florida, 1/20/13  
**Off Rebs** ..... 8 at Florida, 1/20/13  
**Def Rebs** ..... 7 at Tennessee, 2/2/12  
**Blks** ..... 2, 3x, last vs. Florida, 2/12/12  
**Stls** ..... 2, 3x, last vs. Kentucky, 1/24/13  
**Assts** ..... 3 at Mississippi State, 1/6/13  
**Min** ..... 38 at Florida, 1/20/13

### Season Highs – All Games

**Pts** ..... 19 at Georgia, 1/13  
**FG** ..... 8 at Georgia, 1/13  
**FGA** ..... 11 at Seton Hall, 12/2  
**FG %**... .857 (6-7), 2x, last vs. FGCU, 11/23  
**FT** ..... 6, 4x, last vs. LSU, 1/17  
**FTA** ..... 9, 2x, last vs. LSU 1/17  
**FT %** ... 1.000 (3-3) vs. Sav. St., 11/15  
**Rebs** ..... 15 vs. Drexel, 11/28  
**Off Rebs** ..... 8, 3x, last at Florida, 1/20  
**Def Rebs** ..... 8 vs. Savannah St., 11/15  
**Blks** ..... 2 at LA Tech, 11/12  
**Stls** ..... 3 vs. Elon, 11/9  
**Assts** ..... 3 at Mississippi State, 1/6  
**Min** ..... 42 vs. Drexel, 11/28

### Season Highs – SEC Games

**Pts** ..... 19 at Georgia, 1/13  
**FG** ..... 8 at Georgia, 1/13  
**FGA** ..... 10 at Georgia, 1/13  
**FG %** ..... .800 (8-10) at Georgia, 1/13  
**FT** ..... 6, 2x, last vs. LSU, 1/17  
**FTA** ..... 9 vs. LSU, 1/17  
**FT %** ..... .800 (4-5) at Florida, 1/20  
**Rebs** ..... 12 at Florida, 1/20  
**Off Rebs** ..... 8 at Florida, 1/20  
**Def Rebs** ..... 4, 4x, last vs. Kentucky, 1/24  
**Blks** ..... 1, 2x, last vs. Kentucky, 1/24  
**Stls** ..... 2 vs. Kentucky, 1/24  
**Assts** ..... 3 at Mississippi State, 1/6  
**Min** ..... 38 at Florida, 1/20

### 2012-13 Game-by-Game Stats

Date	Opponent	GS	MIN	FG-A	3FG-A	FT-A	Reb	PF	A	TO	B	S	TP
11/9	Elon	*	25	4-6	0-0	1-2	9	1	1	2	0	3	9
11/12	at LA Tech	*	26	4-6	0-0	6-8	8	3	1	0	2	2	14
11/15	Savannah State	*	22	5-6	0-0	3-3	12	0	0	1	0	0	13
11/18	Clemson	*	25	2-4	0-0	3-5	6	2	0	3	1	1	7
11/22	vs. Hampton	*	31	6-7	0-0	4-6	11	0	1	7	0	1	16
11/23	vs. Fla. Gulf Coast	*	23	6-7	0-0	2-3	11	1	0	1	0	0	14
11/24	vs. DePaul	*	26	3-7	0-0	3-6	10	3	1	2	0	0	9
11/28	Drexel	*	42	5-7	1-1	1-3	15	1	0	2	0	0	12
12/2	at Seton Hall	*	32	5-11	0-0	4-4	10	1	0	2	0	1	14
12/9	vs. Furman	*	17	3-4	0-0	5-6	3	0	0	0	0	0	11
12/19	#1/1 Stanford	*	34	7-10	0-0	3-6	5	3	2	0	0	0	17
12/21	SC State	*	26	5-6	0-0	6-9	14	0	0	2	0	1	16
12/29	Western Carolina	*	18	3-4	0-0	2-2	6	0	2	1	0	1	8
1/3	#12/13 Tennessee	*	22	3-7	0-0	0-1	5	2	0	1	0	0	6
1/6	at Mississippi State	*	31	5-9	0-0	6-8	7	4	3	0	0	0	16
1/10	Vanderbilt	*	29	6-8	0-0	1-2	5	2	1	1	0	1	13
1/13	at #13/12 Georgia	*	33	8-10	0-0	3-5	5	2	1	2	0	1	19
1/17	LSU	*	32	4-7	0-0	6-9	3	3	2	2	0	1	14
1/20	at Florida	*	38	2-8	0-0	4-5	12	1	0	0	1	1	8
1/24	#5/4 Kentucky	*	36	4-7	0-0	3-5	7	2	1	1	1	2	11
<b>Totals</b>		<b>20</b>	<b>568</b>	<b>90-141</b>	<b>1-1</b>	<b>66-98</b>	<b>168</b>	<b>31</b>	<b>16</b>	<b>31</b>	<b>5</b>	<b>16</b>	<b>247</b>
			<b>28.4</b>	<b>.638</b>	<b>1.000</b>	<b>.673</b>	<b>8.4</b>						<b>12.4</b>
<i>SEC Totals</i>		<i>7</i>	<i>221</i>	<i>32-56</i>	<i>0-0</i>	<i>23-35</i>	<i>48</i>	<i>16</i>	<i>8</i>	<i>7</i>	<i>2</i>	<i>6</i>	<i>87</i>
			<i>31.6</i>	<i>.571</i>	<i>—</i>	<i>.657</i>	<i>6.9</i>		<i>1.2</i>				<i>12.4</i>



# SANCHEON WHITE

#20

**5-10 • Senior  
Guard  
Hammond, Ind.  
Central Arizona College**

- Has started every game this season
- Has led the team in rebounding three times (at LA Tech, Tennessee, Vandy)
- Has scored in double figures three times (vs. FGCU, vs. DePaul, Miss. St.)
- In SEC play, ranks 10th in the league in steals
- Swiped three steals for the third-straight game and hit free throws to pull Gamecocks within a point in final 45 seconds at #13/12 Georgia (Jan. 13)
- Dominated defensively against Vanderbilt (Jan. 10), swiping three steals, blocking three shots and playing key role in holding SEC's most accurate 3-point shooting team to just 2-of-7 from behind the arc, all while snagging a game-high eight rebounds
- Matched her career high with 11 points at Mississippi State (Jan. 6), including nine in the second half sparked by three steals she turned into layups to help the Gamecocks pull away
  - Tied for team-high honors with seven rebounds against #12/13 Tennessee (Jan. 3) to go with seven points
  - Challenged for three offensive rebounds against #1/1 Stanford (Dec. 19) and scored a pull-up jumper to give team 44-42 lead with 2:33 left to play
  - Hit tying 3-pointer to send Drexel game (Nov. 28) to overtime and blocked potential game-tying 3-point attempt in last 10 seconds of extra period
  - Scored a career-high 11 points against Florida Gulf Coast (Nov. 23) and followed it with 10 points against DePaul the next day to help team win Paradise Jam Reef Division title

### Miscellaneous Stats

	2012-13 Games	Career Games	Career Record
Double-Double	0	0	0-0
10+ Points	3	5	5-0
10+ Rebounds	0	1	0-1
Team-High Points	0	0	0-0
Team-High Rebs.	3	6	3-3
Team-High Assts.	2	4	4-0

### Career Highs – All Games

**Pts** ..... 11, 2x, last at Miss. St., 1/6/13  
**FG** ..... 5, 3x, last at Miss. St., 1/6/13  
**FGA** ..... 11 vs. FGCU, 11/23/12  
**FG %** ... .800 (4-5) at Xavier, 11/30/11  
**3FG** ..... 2 vs. Kentucky, 1/15/12  
**3FGA** ..... 4 at Illinois, 11/11/11  
**3FG %**... 1.000 (2-2) vs. Kentucky 1/15/12  
**FT**.... 4, 2x, last at Seton Hall, 12/2/12  
**FTA**..... 5 vs. Savannah St., 12/21/11  
**FT %** ... 1.000 (4-4) at Seton Hall, 12/2/12  
**Rebs**..... 13 at Auburn, 1/19/12  
**Off Rebs** ..... 6 at Auburn, 1/19/12  
**Def Rebs**..... 7 at Auburn, 1/19/12  
**Blks** ..... 4 vs. Drexel, 11/28/12  
**Stls**... 3, 5x, last vs. Vanderbilt, 1/10/13  
**Assts** ... 3, 2x, last vs. Presby., 11/27/11  
**Min**..... 40 vs. Drexel, 11/28/12

### Career – SEC Games

**Pts** ..... 11 at Mississippi State, 1/6/13  
**FG** ..... 5 at Mississippi State, 1/6/13  
**FGA**..... 9, 3x, last at Miss. St., 1/6/13  
**FG %**.. 1.000 (2-2) at Arkansas, 2/9/12  
**3FG** ..... 2 vs. Kentucky, 1/15/12  
**3FGA**..... 3 vs. LSU, 1/17/13  
**3FG %**... 1.000 (2-2) vs. Kentucky 1/15/12  
**FT**..... 3 vs. Vanderbilt, 1/10/13  
**FTA**..... 3 vs. Vanderbilt, 1/10/13  
**FT %** .. 1.00 (3-3) vs. Vanderbilt, 1/10/13  
**Rebs**..... 13 at Auburn, 1/19/12  
**Off Rebs** ..... 6 at Auburn, 1/19/12  
**Def Rebs**..... 7 at Auburn, 1/19/12  
**Blks** ..... 3 vs. Vanderbilt, 1/10/13  
**Stls**..... 3, 3x, last at Georgia, 1/13/13  
**Assts** ..... 3 vs. LSU, 1/17/13  
**Min**..... 35 at Georgia, 1/13/13

### Season Highs – All Games

**Pts** .... 11, 2x, last at Mississippi St., 1/6  
**FG** ..... 5, 3x, last at Mississippi St., 1/6  
**FGA**..... 11 vs. FGCU, 11/23  
**FG %** ..... .714 (5-7) vs. DePaul, 11/24  
**3FG** ..... 1, 6x, last vs. WCU, 12/29  
**3FGA**..... 3, 3x, last vs. LSU, 1/17  
**3FG %**... .500 (1-2), 2x, last vs. Drexel, 11/28  
**FT**..... 4 at Seton Hall, 12/2  
**FTA**..... 4 at Seton Hall, 12/2  
**FT %** .. 1.000 (4-4) at Seton Hall, 12/2  
**Rebs**..... 8, 2x, last vs. Vanderbilt, 1/10  
**Off Rebs** ..... 5 at LA Tech, 11/12  
**Def Rebs**..... 6 vs. Vanderbilt, 1/10  
**Blks** ..... 4 vs. Drexel, 11/28  
**Stls**..... 3, 5x, last at Georgia, 1/13  
**Assts** ..... 2, 7x, last vs. Vanderbilt, 1/10  
**Min**..... 40 vs. Drexel, 11/28

### Season Highs – SEC Games

**Pts** ..... 11 at Mississippi State, 1/6  
**FG** ..... 5 at Mississippi State, 1/6  
**FGA**..... 9, 2x, last at Mississippi St., 1/6  
**FG %**..... .556 (5-9) at Miss. St., 1/6  
**3FG** ..... 2 vs. Kentucky, 1/15/12  
**3FGA**..... 3 vs. LSU, 1/17  
**3FG %** ..... 3 vs. Vanderbilt, 1/10  
**FT**..... 3 vs. Vanderbilt, 1/10  
**FTA**..... 3 vs. Vanderbilt, 1/10  
**FT %** ..... 1.00 (3-3) vs. Vanderbilt, 1/10  
**Rebs**..... 8 vs. Vanderbilt, 1/10  
**Off Rebs** ..... 3, 2x, last at Miss. St., 1/6  
**Def Rebs**..... 6 vs. Vanderbilt, 1/10  
**Blks** ..... 3 vs. Vanderbilt, 1/10  
**Stls**..... 3, 3x, last at Georgia, 1/13  
**Assts** ..... 3 vs. LSU, 1/17  
**Min**..... 35 at Georgia, 1/13

### 2012-13 Game-by-Game Stats

Date	Opponent	GS	MIN	FG-A	3FG-A	FT-A	Reb	PF	A	TO	B	S	TP
11/9	Elon	*	13	4-6	0-0	0-0	1	1	2	0	0	0	8
11/12	at LA Tech	*	33	2-7	0-1	0-0	8	2	2	1	1	2	4
11/15	Savannah State	*	20	3-7	1-2	2-2	4	2	1	0	0	0	9
11/18	Clemson	*	20	1-3	0-2	1-2	6	3	0	1	1	1	3
11/22	vs. Hampton	*	30	0-3	0-0	0-0	6	2	0	0	0	1	0
11/23	vs. Fla. Gulf Coast	*	29	5-11	1-1	0-1	5	0	2	2	0	3	11
11/24	vs. DePaul	*	35	5-7	0-1	0-1	5	2	0	1	0	1	10
11/28	Drexel	*	40	1-7	1-2	2-2	4	3	2	0	4	2	5
12/2	at Seton Hall	*	26	2-6	0-2	4-4	1	0	0	0	1	1	8
12/9	vs. Furman	*	23	1-6	0-1	0-0	2	1	2	0	2	3	2
12/19	#1/1 Stanford	*	34	2-9	1-3	0-0	3	1	0	1	1	1	5
12/21	SC State	*	17	1-6	1-3	0-0	1	3	0	2	0	0	3
12/29	Western Carolina	*	23	3-5	1-1	0-0	2	2	2	1	0	0	7
1/3	#12/13 Tennessee	*	28	3-9	0-2	1-2	7	1	1	1	0	0	7
1/6	at Mississippi State	*	29	5-9	0-1	1-2	6	3	0	1	0	3	11
1/10	Vanderbilt	*	32	1-5	0-0	3-3	8	3	2	3	3	3	5
1/13	at #13/12 Georgia	*	35	0-5	0-2	2-2	4	4	1	4	0	3	2
1/17	LSU	*	27	0-5	0-3	0-0	2	4	3	1	0	0	0
1/20	at Florida	*	14	0-4	0-1	0-0	3	5	1	1	0	0	0
1/24	#5/4 Kentucky	*	20	0-6	0-1	0-0	3	1	0	1	0	1	0
<b>Totals</b>		<b>20</b>	<b>528</b>	<b>39-126</b>	<b>6-29</b>	<b>16-21</b>	<b>81</b>	<b>43</b>	<b>21</b>	<b>21</b>	<b>13</b>	<b>25</b>	<b>100</b>
			<b>26.4</b>	<b>.325</b>	<b>.214</b>	<b>.762</b>	<b>4.1</b>		<b>1.1</b>		<b>1.3</b>	<b>5.0</b>	
<i>SEC Totals</i>		<i>7</i>	<i>185</i>	<i>9-43</i>	<i>0-10</i>	<i>7-9</i>	<i>33</i>	<i>21</i>	<i>8</i>	<i>12</i>	<i>3</i>	<i>10</i>	<i>25</i>
			<i>26.4</i>	<i>.209</i>	<i>.000</i>	<i>.778</i>	<i>4.7</i>		<i>1.3</i>		<i>1.4</i>	<i>3.6</i>	



Official Basketball Box Score -- Game Totals -- Final Statistics  
**Elon vs South Carolina**  
 11/09/12 7 p.m. at Columbia, S.C./Colonial Life Arena



**Elon 44 • 0-1**

#	Player	Total		3-Ptr		Rebounds			PF	TP	A	TO	Blk	Stl	Min
		FG	FGA	FG	FGA	FT	FTA	Off							
02	EVANS, Kelsey	f	2-7	0-0	4-4	1	2	3	3	8	0	1	1	1	26
01	STEPHENSON, Zora	g	2-3	1-2	0-0	0	1	1	1	5	0	0	0	1	23
11	FORD, Ali	g	3-6	1-3	1-2	0	1	1	3	8	2	8	0	1	30
23	HARRIS, Kelsey	g	0-8	0-1	2-2	6	3	9	2	2	1	1	0	0	26
24	COFFER, Sam	g	2-6	0-1	2-2	2	3	5	2	6	0	2	0	0	26
05	REDMOND, Shon		5-13	0-0	0-1	2	3	5	4	10	1	7	0	1	22
10	HUDSON, Lauren		0-0	0-0	0-0	0	0	0	0	0	0	0	0	0	3
15	RAZOR, Nicole		0-1	0-0	0-0	0	0	0	0	0	0	1	0	0	2
21	COCHRANAM, Shannen		1-2	0-0	1-2	2	2	4	5	3	0	0	0	1	14
22	FARMER, Jessica		1-3	0-0	0-0	1	1	2	3	2	0	2	1	2	20
32	CARTER, Autumn		0-5	0-0	0-0	0	0	0	1	0	0	0	0	0	8
Team						2	1	3							
Totals			16-54	2-7	10-13	16	17	33	23	44	4	22	3	7	200

FG % 1st Half: 10-25 40.0% 2nd half: 6-29 20.7% Game: 16-54 29.6%  
 3FG % 1st Half: 1-2 50.0% 2nd half: 1-5 20.0% Game: 2-7 28.6%  
 FT % 1st Half: 4-4 100.0% 2nd half: 6-9 66.7% Game: 10-13 76.9%

**South Carolina 77 • 1-0**

#	Player	Total		3-Ptr		Rebounds			PF	TP	A	TO	Blk	Stl	Min
		FG	FGA	FG	FGA	FT	FTA	Off							
21	BRUNER, Ashley	f	7-11	0-0	1-5	3	0	3	0	15	0	2	0	0	24
24	WELCH, Aleighsa	f	4-6	0-0	1-2	5	4	9	1	9	1	2	0	3	25
03	WALKER, Ieasia	g	5-12	0-3	3-3	3	1	4	1	13	4	1	0	3	24
20	WHITE, Sancheon	g	4-6	0-0	0-0	0	1	1	1	8	2	0	0	0	13
25	MITCHELL, Tiffany	g	4-6	0-1	1-2	0	2	2	1	9	3	1	0	1	23
05	SESSIONS, Khadijah		3-7	0-1	2-3	0	0	0	1	8	0	1	0	0	10
12	MONTOUT, Wilka		0-3	0-2	1-4	2	0	2	2	1	2	1	0	1	18
15	DAVIS, Tiffany		2-4	0-1	2-2	1	2	3	1	6	3	2	0	5	20
30	DOZIER, Asia		0-8	0-6	4-7	4	6	10	4	4	0	2	1	0	26
31	IBIAM, Elem		2-7	0-0	2-2	6	5	11	0	4	0	3	2	1	17
Team						5	3	8							
Totals			31-70	0-14	15-30	29	24	53	12	77	15	15	3	14	200

FG % 1st Half: 17-30 56.7% 2nd half: 14-40 35.0% Game: 31-70 44.3%  
 3FG % 1st Half: 0-3 0.0% 2nd half: 0-11 0.0% Game: 0-14 0.0%  
 FT % 1st Half: 7-13 53.8% 2nd half: 8-17 47.1% Game: 15-30 50.0%

Officials: Kelly Johnson, Ed Sidlasky, Kim Thebo  
 Technical fouls: Elon-None. South Carolina-None.  
 Attendance: 2912

Score by periods	1st	2nd	Total
Elon	25	19	44
South Carolina	41	36	77

Last FG - ELON 2nd-05:13, SC 2nd-01:11.  
 Largest lead - ELON None, SC by 33 2nd-01:11.

Score tied - 0 times.  
 Lead changed - 0 times.



Official Basketball Box Score -- Game Totals -- Final Statistics  
**South Carolina vs Louisiana Tech**  
 11/12/12 7 p.m. at Thomas Assembly Center Ruston, La.



**South Carolina 82 • 2-0, 0-0 SEC**

#	Player	Total		3-Ptr		Rebounds			PF	TP	A	TO	Blk	Stl	Min
		FG	FGA	FG	FGA	FT	FTA	Off							
02	WALKER, Ieasia	*	3-10	3-6	1-2	1	2	3	2	10	8	1	1	2	35
20	WHITE, Sancheon	*	2-7	0-1	0-0	5	3	8	2	4	2	1	1	2	33
21	BRUNER, Ashley	*	8-10	0-0	1-3	0	2	2	3	17	3	0	0	0	22
24	WELCH, Aleighsa	*	4-6	0-0	6-8	4	4	8	3	14	1	0	2	2	26
25	MITCHELL, Tiffany	*	5-11	0-2	3-4	2	6	8	2	13	0	2	0	0	25
05	SESSIONS, Khadijah		1-1	0-0	1-2	1	0	1	0	3	1	1	0	1	8
12	MONTOUT, Wilka		4-10	1-2	3-4	1	2	3	3	12	0	1	0	0	23
15	DAVIS, Tiffany		1-1	1-1	1-2	0	1	1	0	4	0	0	0	0	6
31	DOZIER, Asia		2-5	1-4	0-0	1	1	2	2	5	5	0	0	2	22
Team						0	6	6							
Totals			30-61	6-16	16-25	15	27	42	17	82	20	7	4	9	200

FG % 1st Half: 14-33 42.4% 2nd half: 16-28 57.1% Game: 30-61 49.2%  
 3FG % 1st Half: 4-9 44.4% 2nd half: 2-7 28.6% Game: 6-16 37.5%  
 FT % 1st Half: 8-12 66.7% 2nd half: 8-13 61.5% Game: 16-25 64.0%

**Louisiana Tech 58 • 0-2, 0-0 WAC**

#	Player	Total		3-Ptr		Rebounds			PF	TP	A	TO	Blk	Stl	Min
		FG	FGA	FG	FGA	FT	FTA	Off							
01	Borum, Janay	*	2-6	0-0	0-0	0	1	1	2	4	5	4	0	1	20
02	Frazier, Whitney	*	1-7	0-1	1-2	0	2	2	4	3	0	1	0	1	23
04	Vucinic, Jelena	*	0-2	0-1	0-0	0	0	0	1	0	0	0	0	0	17
10	Lewis, Brittany	*	3-5	1-1	3-4	2	3	5	0	10	0	0	0	0	21
23	Perry, Lulu	*	6-14	2-7	2-4	0	2	2	0	16	3	2	0	0	38
00	Hayes, Courtney		2-4	0-1	0-0	1	4	5	3	4	2	0	0	0	13
03	Bryant, Jasmine		3-6	0-0	4-4	2	2	4	4	10	0	1	0	0	19
15	Jefferson, Brittney		0-3	0-0	2-6	0	3	3	2	2	0	0	0	1	26
21	Andrews, Kanedria		0-0	0-0	0-0	0	0	0	0	2	0	1	0	0	6
30	Anderson, Tavasha		3-4	0-0	3-4	1	0	1	1	9	1	2	0	0	15
33	Langston, Savanna		0-0	0-0	0-0	0	0	0	0	0	1	0	0	0	2
Team						0	4	4							
Totals			20-51	3-11	15-24	6	21	27	19	58	12	12	0	3	200

FG % 1st Half: 10-25 40.0% 2nd half: 10-26 38.5% Game: 20-51 39.2%  
 3FG % 1st Half: 1-4 25.0% 2nd half: 2-7 28.6% Game: 3-11 27.3%  
 FT % 1st Half: 6-10 60.0% 2nd half: 9-14 64.3% Game: 15-24 62.5%

Officials: Marlon Ramsey, John Fletcher, Kyle Bacon  
 Technical fouls: South Carolina-None. Louisiana Tech-None.  
 Attendance: 2160

Score by periods	1st	2nd	Total
South Carolina	40	42	82
Louisiana Tech	27	31	58

Last FG - SC 2nd-00:56, LATECH 2nd-01:14.  
 Largest lead - SC by 24 2nd-00:56, LATECH by 1 1st-19:25.

Score tied - 2 times.  
 Lead changed - 1 time.



Official Basketball Box Score -- Game Totals -- Final Statistics  
**Savannah State vs South Carolina**  
 11/15/12 7 p.m. at Columbia, S.C./Colonial Life Arena



**Savannah State 47 • 1-1**

#	Player	Total		3-Ptr		Rebounds			PF	TP	A	TO	Blk	Stl	Min
		FG	FGA	FG	FGA	FT	FTA	Off							
14	HOGUE, Erin	f	3-9	0-0	3-7	3	4	7	2	9	1	1	0	1	32
24	GREENE, Charmaine	f	1-3	0-0	0-0	2	1	3	3	2	0	1	1	1	14
04	NORMAN, Jasmine	g	4-7	1-2	0-0	1	1	2	1	9	1	1	1	1	19
23	KALU, Ezinne	g	4-13	0-1	2-5	1	2	3	3	10	3	3	0	1	37
35	THOMAS, Andrietta	g	4-10	0-0	4-4	1	2	3	1	12	1	2	0	0	27
05	UBA, Blessing		0-2	0-1	0-0	1	0	1	1	0	0	1	0	0	15
11	CUK, Smiljana		0-0	0-0	0-0	0	1	1	0	0	0	0	0	0	4
13	THOMAS, Jasmine		0-0	0-0	0-0	0	1	1	0	0	0	1	0	0	11
15	WILLIAMS, Jerryshia		0-1	0-0	0-0	0	1	1	0	0	0	0	0	0	11
21	KIRKLAND, Jasmine		0-0	0-0	0-0	0	1	1	0	0	0	1	0	1	7
22	TAYLOR, Alexandria		2-2	1-1	0-0	0	0	0	2	5	2	1	2	0	9
55	FRAZIER, Chantrell		0-3	0-0	0-0	0	0	0	0	0	0	1	1	1	14
Team						1	2	3							
Totals			18-50	2-5	9-16	10	16	26	13	47	8	12	5	6	200

FG % 1st Half: 7-24 29.2% 2nd half: 11-26 42.3% Game: 18-50 36.0%  
 3FG % 1st Half: 0-3 0.0% 2nd half: 2-2 100.0% Game: 2-5 40.0%  
 FT % 1st Half: 6-10 60.0% 2nd half: 3-6 50.0% Game: 9-16 56.3%

**South Carolina 78 • 3-0**

#	Player	Total		3-Ptr		Rebounds			PF	TP	A	TO	Blk	Stl	Min
		FG	FGA	FG	FGA	FT	FTA	Off							
21	BRUNER, Ashley	f	4-9	0-0	0-3	5	7	12	2	8	1	2	0	0	23
24	WELCH, Aleighsa	f	5-6	0-0	3-3	4	8	12	0	13	0	1	0	0	22
03	WALKER, Ieasia	g	3-4												



Official Basketball Box Score -- Game Totals -- Final Statistics  
**Hampton vs South Carolina**  
 11/22/12 2:15 p.m.AST at St. Thomas, U.S. Virgin Islands



**Hampton 34 • 4-1**

#	Player	Total		3-Ptr		Rebounds			PF	TP	A	TO	Blk	Stl	Min
		FG	FGA	FG	FGA	FT	FTA	Off							
13	AVANT, Keiara	f	1-9	0-1	6-6	2	1	3	4	8	0	3	0	1	35
21	BENNETT, Alyssa	f	5-20	1-4	2-6	1	7	8	3	13	0	6	0	2	40
33	WARD, Brielle	f	0-1	0-0	0-0	0	1	1	3	0	0	1	0	0	7
01	COLE, Kenia	g	0-1	0-0	0-2	0	4	4	1	0	2	1	0	3	26
02	HAMILTON, Nicole	g	2-15	0-5	2-2	1	2	3	2	6	3	1	1	3	40
11	PHILIPS, Ariel	g	1-1	0-0	0-0	0	1	1	2	2	0	1	0	2	16
15	JORDAN, Ryan	g	0-2	0-0	0-0	0	0	0	2	0	0	0	0	0	4
23	GUILFORD, JoNiquia	g	0-0	0-0	0-0	0	1	1	0	0	0	0	0	2	5
24	ALLEN, Olivia	g	2-6	1-2	0-0	0	2	2	2	5	0	0	0	0	14
25	BRUNSON, Delia	g	0-0	0-0	0-0	0	0	0	2	0	1	0	0	0	6
42	AUDAIN, Brascia	g	0-2	0-0	0-0	1	1	2	1	0	0	0	0	0	7
	<b>Team</b>					5	2	7							
	<b>Totals</b>		11-57	2-12	10-16	10	22	32	22	34	6	15	1	13	200

FG % 1st Half: 5-24 20.8% 2nd half: 6-33 18.2% Game: 11-57 19.3%  
 3FG % 1st Half: 1-4 25.0% 2nd half: 1-8 12.5% Game: 2-12 16.7%  
 FT % 1st Half: 2-4 50.0% 2nd half: 8-12 66.7% Game: 10-16 62.5%

**South Carolina 45 • 5-0**

#	Player	Total		3-Ptr		Rebounds			PF	TP	A	TO	Blk	Stl	Min
		FG	FGA	FG	FGA	FT	FTA	Off							
21	BRUNER, Ashley	f	2-6	0-0	1-9	4	8	12	2	5	2	5	0	1	28
24	WELCH, Aleighsa	f	6-7	0-0	4-6	6	5	11	0	16	1	7	0	1	31
25	MITCHELL, Tiffany	g	2-9	1-3	2-4	0	8	8	3	7	2	4	0	1	27
02	WALKER, Ieasia	g	2-7	2-5	0-4	0	2	2	1	6	1	5	0	0	34
20	WHITE, Sancheon	g	0-3	0-0	0-0	2	4	6	2	0	0	0	0	1	30
05	SESSIONS, Khadijah	g	1-2	0-0	0-0	0	1	1	0	2	1	3	0	0	9
12	MONTOUT, Wilka	g	1-3	1-1	0-0	1	1	2	0	3	0	2	0	1	14
31	DOZIER, Asia	g	1-8	1-4	2-2	0	3	3	3	5	0	2	0	0	19
33	IBIAM, Elem	g	0-1	0-0	1-2	0	5	5	1	1	0	0	1	0	8
	<b>Team</b>					5	2	7			1				
	<b>Totals</b>		15-46	5-13	10-27	18	39	57	12	45	7	29	1	5	200

FG % 1st Half: 7-27 25.9% 2nd half: 8-19 42.1% Game: 15-46 32.6%  
 3FG % 1st Half: 3-6 50.0% 2nd half: 2-7 28.6% Game: 5-13 38.5%  
 FT % 1st Half: 2-4 50.0% 2nd half: 8-23 34.8% Game: 10-27 37.0%

Officials: Dee Kanter, Bryan Brunette, Geraldine Smith  
 Technical fouls: Hampton-None. South Carolina-None.  
 Attendance: 2012 Ezybonds Global Payments Paradise Jam Women's Basketball Tournament  
 Presented by Basketball Travelers

Score by periods	1st	2nd	Total
Hampton	13	21	34
South Carolina	19	26	45

Last FG - HAM 2nd-01:40, SC 2nd-02:08.  
 Largest lead - HAM None, SC by 15 2nd-11:30.

Score tied - 0 times.  
 Lead changed - 0 times.



Official Basketball Box Score -- Game Totals -- Final Statistics  
**South Carolina vs Florida Gulf Coast**  
 11/23/12 4:30 p.m.AST at St. Thomas, U.S. Virgin Islands



**South Carolina 65 • 6-0**

#	Player	Total		3-Ptr		Rebounds			PF	TP	A	TO	Blk	Stl	Min
		FG	FGA	FG	FGA	FT	FTA	Off							
21	BRUNER, Ashley	f	7-12	0-1	1-3	3	1	4	2	15	1	3	0	1	27
24	WELCH, Aleighsa	f	6-7	0-0	2-3	6	5	11	1	14	0	1	0	0	23
02	WALKER, Ieasia	g	2-6	2-5	0-0	0	1	1	0	6	2	2	0	0	25
20	WHITE, Sancheon	g	5-11	1-1	0-1	3	2	5	0	11	2	2	0	3	29
25	MITCHELL, Tiffany	g	3-7	0-0	2-2	5	6	11	1	8	3	3	0	1	28
05	SESSIONS, Khadijah	g	2-5	1-3	0-0	1	0	1	2	5	2	1	0	1	21
12	MONTOUT, Wilka	g	1-4	0-0	0-0	3	2	5	3	2	1	1	0	0	16
31	DOZIER, Asia	g	1-6	0-5	0-0	1	0	1	5	2	1	2	0	0	16
33	IBIAM, Elem	g	0-3	0-0	2-4	1	3	4	0	2	0	0	0	0	15
	<b>Team</b>					1	2	3							
	<b>Totals</b>		27-61	4-15	7-13	24	22	46	14	65	12	15	0	6	200

FG % 1st Half: 14-29 48.3% 2nd half: 13-32 40.6% Game: 27-61 44.3%  
 3FG % 1st Half: 3-9 33.3% 2nd half: 1-6 16.7% Game: 4-15 26.7%  
 FT % 1st Half: 1-3 33.3% 2nd half: 6-10 60.0% Game: 7-15 53.8%

**Florida Gulf Coast 46 • 2-3**

#	Player	Total		3-Ptr		Rebounds			PF	TP	A	TO	Blk	Stl	Min
		FG	FGA	FG	FGA	FT	FTA	Off							
03	MEADOR, Katie	f	1-1	0-0	0-0	3	0	3	5	2	1	2	0	0	24
02	GRADINJAN, Taylor	g	1-5	1-3	1-2	0	3	3	1	4	0	2	0	0	21
05	HANSEN, Sarah	g	7-12	1-4	3-4	3	3	6	2	18	3	0	0	1	29
23	ADAMS, Betsy	g	0-6	0-6	0-0	0	1	1	3	0	4	0	2	36	
30	IAMSTRONG, Joyce	g	2-7	2-6	0-0	0	2	2	5	6	0	3	0	2	25
04	MURRELL, Bethany	g	0-1	0-1	0-0	1	0	1	1	0	0	0	0	0	6
11	MOORE, Amanda	g	1-1	1-1	2-2	0	0	0	1	5	0	1	0	1	12
12	HAAS, Stephanie	g	0-1	0-1	0-0	0	0	0	0	0	1	2	0	0	10
13	CHATZIGIAKOUMI, Anth	g	2-6	2-6	0-0	0	1	1	1	6	2	1	1	0	17
21	GLUESING, Jaime	g	2-4	0-1	1-3	0	1	1	0	5	0	1	1	0	20
	<b>Team</b>					1	1	2							
	<b>Totals</b>		16-44	7-29	7-11	8	12	20	19	46	9	16	2	6	200

FG % 1st Half: 10-23 43.5% 2nd half: 6-21 28.6% Game: 16-44 36.4%  
 3FG % 1st Half: 5-16 31.3% 2nd half: 2-13 15.4% Game: 7-29 24.1%  
 FT % 1st Half: 1-2 50.0% 2nd half: 6-9 66.7% Game: 7-11 63.6%

Officials: Bryan Brunette, Geraldine Smith, Sue Blanch  
 Technical fouls: South Carolina-None. Florida Gulf Coast-None.  
 Attendance: 486  
 2012 Ezybonds Global Payments Paradise Jam Women's Basketball Tournament  
 Presented by Basketball Travelers  
 REEF DIVISION

Score by periods	1st	2nd	Total
South Carolina	32	33	65
Florida Gulf Coast	26	20	46

Last FG - SC 2nd-00:41, FGCU 2nd-00:30.  
 Largest lead - SC by 22 2nd-00:41, FGCU None.

Score tied - 0 times.  
 Lead changed - 0 times.



Official Basketball Box Score -- Game Totals -- Final Statistics  
**DePaul vs South Carolina**  
 11/24/12 4:30 p.m.AST at St. Thomas, U.S. Virgin Islands



**DePaul 46 • 5-2**

#	Player	Total		3-Ptr		Rebounds			PF	TP	A	TO	Blk	Stl	Min
		FG	FGA	FG	FGA	FT	FTA	Off							
31	PENNY, Jasmine	f	3-11	1-1	0-0	2	2	4	4	7	0	0	0	0	30
51	HARRY, Katherine	f	5-11	0-2	0-0	2	3	5	3	10	2	2	0	0	31
12	HRYNKO, Brittany	g	1-13	1-8	1-2	2	2	4	3	4	6	5	0	1	38
13	JENKINS, Chanise	g	3-10	0-3	0-0	1	3	4	5	6	2	2	0	0	28
21	REGOWSKI, Megan	g	5-11	2-4	1-2	4	4	8	1	13	0	1	0	3	34
20	ROYNOLDS, Kelsey	g	0-2	0-0	0-0	0	0	0	2	0	0	0	0	1	22
22	SCHULTE, Brooke	g	0-0	0-0	0-0	0	1	1	1	0	0	0	0	0	1
44	HARVEY-CARR, Brandi	g	1-4	0-0	0-0	1	0	1	1	2	0	0	0	1	9
54	SMITH, KELSEY	g	1-2	0-0	2-2	0	0	0	1	4	0	0	0	0	7
	<b>Team</b>					1	3	4			1				
	<b>Totals</b>		19-64	4-18	4-6	13	18	31	21	46	12	11	0	6	200

FG % 1st Half: 9-30 30.0% 2nd half: 10-34 29.4% Game: 19-64 29.7%  
 3FG % 1st Half: 2-8 25.0% 2nd half: 2-10 20.0% Game: 4-18 22.2%  
 FT % 1st Half: 1-2 50.0% 2nd half: 3-4 75.0% Game: 4-6 66.7%

**South Carolina 55 • 7-0**

#	Player	Total		3-Ptr		Rebounds			PF	TP	A	TO	Blk	Stl	Min
		FG	FGA	FG	FGA	FT	FTA	Off							
21	BRUNER, Ashley	f	5-10	0-0	1-7	5	7	12	1	11	0	4	1	1	37
24	WELCH, Aleighsa	f	3-7	0-0	3-6	5	5	10	3	9	1	2	0	0	26
02	WALKER, Ieasia	g	4-11	0-3	3-4	2	4	6	0	11	0	2	1	1	32
20	WHITE, Sancheon	g	5-7	0-1	0-1	2	3	5	2	10	1	0	1	1	35
25	MITCHELL, Tiffany	g	1-5	0-0	4-8	1	5	6	1	6	0	4	0	2	29
05	SESSIONS, Khadijah	g	2-8	0-1	2-3	0	1	1	1	6	0	0	0	0	21
12	MONTOUT, Wilka	g	1-2	0-0	0-0	0	1	1	1	2	0	1	1	0	6
31	DOZIER, Asia	g	0-1	0-1	0-0	0	1	1	0	0	0	0	0	0	4
33	IBIAM, Elem	g	0-0	0-0	0-0	0	1	1	0	0	0	0	0	0	10
	<b>Team</b>					0	4	4							
	<b>Totals</b>		21-51	0-6	13-29	15	32	47	10	55	1	14	3	5	200

FG % 1st Half: 10-30 33.3% 2nd half: 11-21 52.4% Game: 21-51 41.2%  
 3FG % 1st Half: 0-4 0.0% 2nd half: 0-2 0.0% Game: 0-6 0.0%  
 FT % 1st Half: 2-5 40.0% 2nd half: 11-24 45.8% Game: 13-29 44.8%

Officials: Dee Kanter, Denise Brooks, Lauren Holtkamp  
 Technical fouls: DePaul-None. South Carolina-None.  
 Attendance: 2012 Ezybonds Global Payments Paradise Jam Women's Basketball  
 Presented by Basketball Travelers  
 South Carolina wins the Reef Division Championship

Score by periods	1st	2nd	Total
DePaul	21	25	46
South Carolina	22	33	55

Last FG - DPU 2nd-00:49, SC 2nd-03:06.  
 Largest lead - DPU by 3 2nd-17:45, SC by 14 2nd-03:06.

Score tied - 3 times.  
 Lead changed - 5 times.



Official Basketball Box Score -- Game Totals -- Final Statistics  
**#- /24 South Carolina vs Seton Hall**  
 12/2/12 2:00 PM at South Orange, N.J. (Walsh Gymnasium)



**#- /24 South Carolina 55 • 9-0**

#	Player	Total		3-Ptr		Rebounds			PF	TP	A	TO	Blk	Stl	Min
		FG-FGA	FG-FGA	FT-FTA	Off	Def	Tot								
21	BRUNER, Ashley	f	4-8	0-1	1-4	3	4	7	1	9	2	3	0	5	30
24	WELCH, Aleighsa	f	5-11	0-0	4-4	7	3	10	1	14	0	2	0	1	32
02	WALKER, Ieasia	g	2-7	2-5	0-3	1	2	3	2	6	1	4	1	1	36
20	WHITE, Sancheon	g	2-6	0-2	4-4	1	0	1	0	8	0	0	1	1	26
25	MITCHELL, Tiffany	g	4-7	2-2	3-9	3	8	11	3	13	1	4	0	1	28
05	SESSIONS, Khadijah	g	1-5	0-2	1-3	1	0	1	0	3	1	0	0	2	15
12	MONTOUT, Wilka	g	1-4	0-1	0-1	1	0	1	0	2	0	0	0	0	11
31	DOZIER, Asia	g	0-1	0-0	0-0	0	1	1	0	0	0	0	0	0	10
33	IBIAM, Elem	g	0-4	0-0	0-0	0	1	1	1	0	0	0	1	0	12
	Team					0	2	2							
	Totals		19-53	4-13	13-28	17	21	38	8	55	5	14	3	11	200

FG % 1st Half: 10-31 32.3% 2nd half: 9-22 40.9% Game: 19-53 35.8% Deadball Rebounds 9,2  
 3FG % 1st Half: 1-7 14.3% 2nd half: 3-6 50.0% Game: 4-13 30.8%  
 FT % 1st Half: 3-9 33.3% 2nd half: 10-19 52.6% Game: 13-28 46.4%

**Seton Hall 42 • 3-5**

#	Player	Total		3-Ptr		Rebounds			PF	TP	A	TO	Blk	Stl	Min
		FG-FGA	FG-FGA	FT-FTA	Off	Def	Tot								
13	MASEKO, Alexandra	f	4-6	0-0	0-0	0	0	0	4	8	1	2	0	1	22
44	JOHNSON, Janee	f	3-8	0-0	0-0	2	7	9	2	6	0	2	2	1	35
02	MORRIS, Brittany	g	4-11	2-4	0-0	0	5	5	3	10	2	2	0	1	38
05	BROWN, Alexis	g	3-5	0-0	1-2	0	1	1	5	7	3	5	0	3	28
11	SIMMONS, Ka-Deirdre	g	3-7	1-1	0-0	0	1	1	1	7	5	4	0	4	39
01	RICHARDSON-SMITH, Richard	g	0-4	0-1	0-0	0	1	1	0	0	0	1	2	0	8
03	EKEDIOWE, Chizoba	g	0-1	0-0	0-0	1	1	2	5	0	0	2	1	0	10
15	WEBB, Brittany	g	0-0	0-0	0-0	0	1	1	2	0	0	1	0	1	5
22	GREEN, Terry	g	1-3	1-2	0-0	0	3	3	1	3	0	0	0	0	9
55	JONES, Breanna	g	0-0	0-0	1-2	0	0	0	0	1	0	0	0	0	6
	Team					0	3	3							
	Totals		18-45	4-8	2-4	3	23	26	23	42	11	20	5	11	200

FG % 1st Half: 10-21 47.6% 2nd half: 8-24 33.3% Game: 18-45 40.0% Deadball Rebounds 3  
 3FG % 1st Half: 1-2 50.0% 2nd half: 3-6 50.0% Game: 4-8 50.0%  
 FT % 1st Half: 1-2 50.0% 2nd half: 1-2 50.0% Game: 2-4 50.0%

Officials: Denise Brooks, Amy Bonner, Ed Sidlasky  
 Technical fouls: #- /24 South Carolina-None. Seton Hall-TEAM.  
 Attendance: 432

Unsporting Technical Foul on SHU HC Anne Donovan with 9:01 remaining in 2nd half.

Score by periods	1st	2nd	Total
#- /24 South Carolina	24	31	55
Seton Hall	22	20	42

	In	Off	2nd	Fast	Bench
Points	Paint	T/O	Chance	Break	
#- /24 South Carolina	30	20	13	6	5
SC SHU	22	10	2	10	4

Last FG - SC 2nd-00:31, SHU 2nd-01:07.  
 Largest lead - SC by 16 2nd-04:04, SHU by 6 1st-05:14.

Score tied - 2 times.  
 Lead changed - 5 times.



Official Basketball Box Score -- Game Totals -- Final Statistics  
**Furman vs #- /21 South Carolina**  
 12/9/12 3 p.m. at Columbia, S.C./Colonial Life Arena



**Furman 35 • 3-5**

#	Player	Total		3-Ptr		Rebounds			PF	TP	A	TO	Blk	Stl	Min
		FG-FGA	FG-FGA	FT-FTA	Off	Def	Tot								
21	WILKINS, Holli	f	1-6	0-0	2-2	0	2	2	4	4	0	3	0	0	27
33	GRISWOLD, Teshia	f	2-9	1-5	4-4	2	2	4	0	9	1	0	0	0	38
03	NORWOOD, Erica	g	2-10	0-1	0-0	0	4	4	4	4	1	6	0	0	24
15	BRYAN, Savonia	g	0-2	0-0	0-0	0	4	4	2	0	0	2	0	0	20
31	HODGES, Brittany	g	3-6	0-0	4-4	3	4	7	4	10	0	3	1	0	38
11	REIMER, Courtney	g	0-0	0-0	0-0	0	0	0	0	0	0	0	1	0	2
12	ELLIS, Kelsey	g	0-1	0-0	0-0	0	1	1	0	0	0	0	0	0	9
14	MURPHY, Kaitlin	g	2-7	1-2	0-0	1	1	2	1	5	0	5	0	0	21
20	THOMPSON, Raegan	g	1-4	1-2	0-0	0	1	1	0	3	0	1	0	0	12
23	PETERSON, Alexis	g	0-1	0-0	0-0	1	2	3	0	0	0	2	0	0	7
42	GOODWIN, Shianne	g	0-0	0-0	0-0	0	0	0	0	0	0	0	0	0	2
	Team					2	3	5							
	Totals		11-46	3-10	10-10	9	24	33	15	35	2	24	2	0	200

FG % 1st Half: 5-22 22.7% 2nd half: 6-24 25.0% Game: 11-46 23.9% Deadball Rebounds 0  
 3FG % 1st Half: 0-3 0.0% 2nd half: 3-7 42.9% Game: 3-10 30.0%  
 FT % 1st Half: 10-10 100.0 2nd half: 0-0 0.0% Game: 10-10 100.0

**#- /21 South Carolina 69 • 10-0**

#	Player	Total		3-Ptr		Rebounds			PF	TP	A	TO	Blk	Stl	Min
		FG-FGA	FG-FGA	FT-FTA	Off	Def	Tot								
21	BRUNER, Ashley	f	1-6	0-0	0-0	4	1	5	2	2	1	2	2	1	21
24	WELCH, Aleighsa	f	3-4	0-0	5-6	2	1	3	0	11	0	1	0	0	17
02	WALKER, Ieasia	g	4-10	0-3	1-1	1	2	3	1	9	1	1	0	5	21
20	WHITE, Sancheon	g	1-6	0-1	0-0	1	1	2	1	2	2	0	2	3	23
25	MITCHELL, Tiffany	g	8-13	0-1	0-2	2	2	4	1	16	1	2	0	5	29
05	SESSIONS, Khadijah	g	2-5	0-3	3-4	0	2	2	1	7	2	1	1	1	23
12	MONTOUT, Wilka	g	4-9	0-2	2-2	2	1	3	1	10	1	0	2	0	23
31	DOZIER, Asia	g	1-5	1-5	1-2	0	2	2	2	4	0	0	1	0	21
33	IBIAM, Elem	g	4-8	0-0	0-2	3	6	9	2	8	1	1	1	0	22
	Team					1	6	7							
	Totals		28-66	1-15	12-19	16	24	40	11	69	9	8	9	15	200

FG % 1st Half: 15-32 46.9% 2nd half: 13-34 38.2% Game: 28-66 42.4% Deadball Rebounds 5,2  
 3FG % 1st Half: 0-7 0.0% 2nd half: 1-8 12.5% Game: 1-15 6.7%  
 FT % 1st Half: 7-11 63.6% 2nd half: 5-8 62.5% Game: 12-19 63.2%

Officials: Laura C. Morris, Bruce Morris, Nick Marshall  
 Technical fouls: Furman-None. #- /21 South Carolina-None.  
 Attendance: 2618

Score by periods	1st	2nd	Total
Furman	20	15	35
#- /21 South Carolina	37	32	69

	In	Off	2nd	Fast	Bench
Points	Paint	T/O	Chance	Break	
FUR	12	6	9	7	8
SC	42	31	17	20	29

Last FG - FUR 2nd-02:28, SC 2nd-01:07.  
 Largest lead - FUR None, SC by 34 2nd-02:47.

Score tied - 0 times.  
 Lead changed - 0 times.



Official Basketball Box Score -- Game Totals -- Final Statistics  
**#1/1 Stanford vs #21/17 South Carolina**  
 12/19/12 7:40 p.m. at Columbia, S.C./Colonial Life Arena



**#1/1 Stanford 53 • 10-0**

#	Player	Total		3-Ptr		Rebounds			PF	TP	A	TO	Blk	Stl	Min
		FG-FGA	FG-FGA	FT-FTA	Off	Def	Tot								
03	Ruef, Mikaela	f	2-3	0-0	0-0	0	6	6	3	4	0	1	0	0	22
13	Ogumike, Chiney	f	8-16	0-0	5-7	2	13	15	3	21	0	4	4	0	40
44	Tinkle, Joslyn	g	0-1	0-0	0-0	0	1	6	3	0	1	2	7	1	36
31	Kokenis, Toni	g	4-13	0-1	7-7	0	1	1	4	15	0	3	0	1	35
33	Orange, Amber	g	5-11	0-0	1-1	1	3	4	1	11	3	7	0	2	37
04	Greenfield, Taylor	g	0-1	0-1	0-0	0	0	0	0	0	0	0	0	0	11
23	Camp, Jasmine	g	0-0	0-0	0-0	0	0	0	0	0	0	1	0	0	3
25	Payne, Erica	g	0-0	0-0	0-0	0	0	0	0	0	0	0	0	0	3
41	Samuelson, Bonnie	g	0-2	0-2	2-2	1	2	3	1	2	0	0	0	0	13
	Team					4	2	6							
	Totals		19-47	0-4	15-17	9	33	42	15	53	4	18	11	4	200

FG % 1st Half: 9-23 39.1% 2nd half: 10-24 41.7% Game: 19-47 40.4% Deadball Rebounds 1,1  
 3FG % 1st Half: 0-3 0.0% 2nd half: 0-1 0.0% Game: 0-4 0.0%  
 FT % 1st Half: 6-8 75.0% 2nd half: 9-9 100.0% Game: 15-17 88.2%

**#21/17 South Carolina 49 • 10-1**

#	Player	Total		3-Ptr		Rebounds			PF	TP	A	TO	Blk	Stl	Min
		FG-FGA	FG-FGA	FT-FTA	Off	Def	Tot								
21	BRUNER, Ashley	f	1-9	0-0	3-4	2	6	8	3	5	1	2	0	2	35
24	WELCH, Aleighsa	f	7-10	0-0	3-6	1	4	5	3	17	2	0	0	0	34
02	WALKER, Ieasia	g	5-15	2-5	3-4	1	2	3	4	15	3	0	0	4	35
20	WHITE, Sancheon	g	2-9	1-3	0-0	3	0	3	1	5	0	1	1	1	34
25	MITCHELL, Tiffany	g	1-13	0-3	0-0	2	3	5	3	2	0	3	1	2	34
05	SESSIONS, Khadijah	g	0-1	0-1	0-0	0	0	0	1	0	0	0	0	0	9
12	MONTOUT, Wilka	g	0-0	0-0	0-0	0	0	0	2	0	0	0	0	0	3
31	DOZIER, Asia	g	2-4	1-3	0-0	0	0	0	1	5	0	0	0	0	8
33	IBIAM, Elem	g	0-2	0-0	0-0	2	1	3	1	0	0	1	0	1	8
	Team					2	2	4							
	Totals		18-63	4-15	9-14	13	18	31	19	49	6	7	2	10	200

FG % 1st Half: 8-33 24.2% 2nd half: 10-30 33.3% Game: 18-63 28.6% Deadball Rebounds 3,2  
 3FG % 1st Half: 1-4 25.0% 2nd half: 3-11 27.3% Game: 4-15 26.7%  
 FT % 1st Half: 2-3



Official Basketball Box Score -- Game Totals -- Final Statistics  
**Western Carolina vs #19/16 South Carolina**  
 12/29/12 7 p.m. at Columbia, S.C./Colonial Life Arena



**Western Carolina 44 • 3-8**

#	Player	Total		3-Ptr		Rebounds			PF	TP	A	TO	Blk	Stl	Min
		FG-FGA	FG-FGA	FT-FTA	Off	Def	Off	Def							
11	HUNNICUTT, Diamond	f	1-3	0-0	1-2	0	1	1	0	3	0	3	0	0	18
21	ABRAHAM, Alex	f	1-3	0-0	0-0	1	3	4	3	2	2	1	0	1	26
34	TERRY, Shauna	f	2-6	0-0	1-1	1	1	2	4	5	0	1	0	1	15
03	HADEN, Hana	g	1-2	1-1	0-0	0	0	0	0	3	2	1	0	0	23
20	LANE, Ali	g	1-5	0-0	0-0	3	3	6	2	2	1	5	0	0	25
05	MCKINNEY, Janae'	g	1-4	0-0	0-0	0	1	1	0	2	0	1	0	1	16
14	THACKER, Nancy	g	0-0	0-0	0-0	0	0	0	0	0	0	0	0	0	2
15	SIMPSON, Lindsay	g	4-7	1-3	0-1	2	0	2	1	9	0	1	0	1	16
23	WAKAMA, Rena	g	2-8	0-1	0-0	2	3	5	0	4	1	2	0	0	14
25	JOSEPH, Erika	g	1-2	0-0	0-0	1	0	1	1	2	0	0	0	0	8
32	CAMPBELL, Makensey	g	3-3	1-1	2-2	0	0	0	2	9	0	0	0	0	13
33	LYON, Kristen	g	0-1	0-0	1-2	0	0	0	1	1	2	0	0	0	9
35	BURLESON, Lindsey	g	0-0	0-0	0-0	0	1	1	0	0	0	0	0	0	2
43	STEWART, Melanie	g	1-2	0-0	0-0	0	1	1	2	2	0	3	2	0	13
	Team					2	3	5			2				
	Totals		18-46	3-6	5-8	12	17	29	16	44	8	20	2	4	200

FG % 1st Half: 8-19 42.1% 2nd half: 10-27 37.0% Game: 18-46 39.1% Deadball Rebounds 1  
 3FG % 1st Half: 1-2 50.0% 2nd half: 2-4 50.0% Game: 3-6 50.0%  
 FT % 1st Half: 1-2 50.0% 2nd half: 4-6 66.7% Game: 5-8 62.5%

**#19/16 South Carolina 66 • 12-1**

#	Player	Total		3-Ptr		Rebounds			PF	TP	A	TO	Blk	Stl	Min
		FG-FGA	FG-FGA	FT-FTA	Off	Def	Off	Def							
21	BRUNER, Ashley	f	2-8	0-0	0-2	2	3	5	0	4	2	1	1	2	29
24	WELCH, Aleighsa	f	3-4	0-0	2-2	3	3	6	0	8	2	1	0	1	18
02	WALKER, Ieasia	g	3-5	1-1	2-3	0	1	1	3	9	4	1	0	5	28
20	WHITE, Sancheon	g	3-5	1-1	0-0	1	1	2	2	7	2	1	0	0	23
25	MITCHELL, Tiffany	g	5-6	2-2	0-3	2	0	2	4	12	1	2	0	0	23
05	SESSIONS, Khadijah	g	3-6	1-2	0-0	1	1	2	0	7	2	2	1	0	18
12	MONTOUT, Wilka	g	3-8	0-1	0-0	1	1	2	0	6	0	0	0	0	19
31	DOZIER, Asia	g	2-6	1-1	0-3	1	1	2	1	5	1	2	1	1	17
33	IBIAM, Elem	g	4-8	0-0	0-1	5	4	9	2	8	1	0	5	1	25
	Team					1	1	2							
	Totals		28-56	6-9	4-14	17	16	33	12	66	15	10	8	10	200

FG % 1st Half: 13-31 41.9% 2nd half: 15-25 60.0% Game: 28-56 50.0% Deadball Rebounds 4,2  
 3FG % 1st Half: 2-4 50.0% 2nd half: 4-5 80.0% Game: 6-9 66.7%  
 FT % 1st Half: 1-7 14.3% 2nd half: 3-7 42.9% Game: 4-14 28.6%

Officials: Nanette Sisk, Ed Sidlasky, Dawn Marsh  
 Technical fouls: Western Carolina-None. #19/16 South Carolina-None.  
 Attendance: 3248

Score by periods	1st	2nd	Total
Western Carolina	18	26	44
#19/16 South Carolina	29	37	66

Last FG - WCU 2nd-00:05, SC 2nd-01:51. Score tied - 0 times. Lead changed - 0 times.  
 Largest lead - WCU None, SC by 28 2nd-01:51.



Official Basketball Box Score -- Game Totals -- Final Statistics  
**#18/15 South Carolina vs #18/15 Mississippi State**  
 01/06/13 2 pm at Starkville, Miss. (Humphrey Coliseum)



**#18/15 South Carolina 60 • 13-2 (1-1 SEC)**

#	Player	Total		3-Ptr		Rebounds			PF	TP	A	TO	Blk	Stl	Min
		FG-FGA	FG-FGA	FT-FTA	Off	Def	Off	Def							
21	BRUNER, Ashley	f	1-3	0-0	5-12	0	5	5	3	7	0	2	0	1	22
24	WELCH, Aleighsa	f	5-9	0-0	6-8	3	4	7	4	16	3	0	0	0	31
02	WALKER, Ieasia	g	2-6	0-0	4-6	1	3	4	2	8	1	4	0	1	28
20	WHITE, Sancheon	g	5-9	0-1	1-2	3	3	6	3	11	0	1	0	3	29
25	MITCHELL, Tiffany	g	0-4	0-0	5-6	1	4	5	2	5	0	2	0	1	35
05	SESSIONS, Khadijah	g	0-1	0-1	5-7	0	0	0	2	5	1	3	0	0	12
12	MONTOUT, Wilka	g	0-1	0-0	2-2	1	3	4	0	2	0	0	0	0	15
31	DOZIER, Asia	g	0-0	0-0	1-2	0	2	2	0	1	0	0	1	0	9
33	IBIAM, Elem	g	1-6	0-0	3-5	1	2	3	0	5	0	0	2	0	19
	Team					2	2	4							
	Totals		14-39	0-2	32-50	12	28	40	16	60	5	12	3	6	200

FG % 1st Half: 6-21 28.6% 2nd half: 8-18 44.4% Game: 14-39 35.9% Deadball Rebounds 9,1  
 3FG % 1st Half: 0-1 0.0% 2nd half: 0-1 0.0% Game: 0-2 0.0%  
 FT % 1st Half: 16-24 66.7% 2nd half: 16-26 61.5% Game: 32-50 64.0%

**Mississippi State 46 • 8-7 (0-2 SEC)**

#	Player	Total		3-Ptr		Rebounds			PF	TP	A	TO	Blk	Stl	Min
		FG-FGA	FG-FGA	FT-FTA	Off	Def	Off	Def							
10	Martha Alwal	f	1-4	0-0	2-2	3	5	8	4	4	0	0	4	0	23
23	Carnecia Williams	f	0-1	0-0	0-0	1	3	4	5	0	0	1	0	0	9
02	Darriel Gaynor	g	1-4	1-4	0-0	0	1	1	2	3	1	0	0	0	21
14	Kendra Grant	g	4-10	0-0	7-8	1	0	1	3	15	0	2	0	0	40
21	Jerica James	g	6-17	2-6	0-0	0	4	4	3	14	1	2	0	0	36
05	Sherise Williams	g	2-6	0-0	1-4	1	5	6	5	0	3	3	1	0	30
11	Katia May	g	1-1	1-1	0-0	0	0	0	1	3	0	2	0	0	4
12	Candace Foster	g	0-1	0-0	0-0	0	0	0	1	0	2	1	0	0	12
20	Shamia Robinson	g	1-3	0-0	0-0	0	1	1	4	2	1	0	0	1	17
44	Jessy Ward	g	0-3	0-1	0-0	0	1	1	1	0	0	0	0	0	8
	Team					2	2	4			2				
	Totals		16-50	4-12	10-14	8	22	30	29	46	5	13	7	2	200

FG % 1st Half: 7-25 28.0% 2nd half: 9-25 36.0% Game: 16-50 32.0% Deadball Rebounds 1  
 3FG % 1st Half: 2-5 40.0% 2nd half: 2-7 28.6% Game: 4-12 33.3%  
 FT % 1st Half: 4-5 80.0% 2nd half: 6-9 66.7% Game: 10-14 71.4%

Officials: Eric Koch, Roy Gulbeyan, Charlie Huest  
 Technical fouls: #18/15 South Carolina-None. Mississippi State-None.  
 Attendance: 1325

Score by periods	1st	2nd	Total
#18/15 South Carolina	28	32	60
Mississippi State	20	26	46

Last FG - SC 2nd-01:05, MS 2nd-01:30. Score tied - 0 times. Lead changed - 0 times.  
 Largest lead - SC by 18 2nd-03:56, MS None.



Official Basketball Box Score -- Game Totals -- Final Statistics  
**#12/13 Tennessee vs #18/15 South Carolina**  
 01/03/13 9 p.m. at Columbia, S.C./Colonial Life Arena



**#12/13 Tennessee 73 • 10-3, 1-0 SEC**

#	Player	Total		3-Ptr		Rebounds			PF	TP	A	TO	Blk	Stl	Min
		FG-FGA	FG-FGA	FT-FTA	Off	Def	Off	Def							
12	Graves, Bashaara	f	2-6	0-0	5-6	1	7	8	4	9	1	3	0	1	34
13	Spani, Taber	f	7-11	4-5	0-0	2	4	6	2	18	0	0	2	0	36
20	Harrison, Isabelle	c	9-12	0-0	0-0	2	12	14	1	18	1	3	7	2	35
05	Massengale, Ariel	g	4-8	2-3	3-4	0	0	0	1	13	3	1	0	0	31
10	Simmons, Meighan	g	4-14	0-3	2-2	0	3	3	2	10	4	2	1	0	35
01	Phillips, Jasmine	g	0-1	0-0	1-2	1	0	1	0	1	0	2	0	0	2
02	Jones, Jasmine	g	0-1	0-0	0-0	1	0	1	1	0	1	0	0	0	8
04	Williams, Kamiko	g	2-2	0-0	0-0	1	3	4	1	4	1	0	1	1	16
21	Moore, Nia	g	0-1	0-0	0-0	1	0	1	1	0	0	0	0	0	3
	Team					1	0	1							
	Totals		28-56	6-11	11-14	10	29	39	13	73	10	12	11	4	200

FG % 1st Half: 12-22 54.5% 2nd half: 16-34 47.1% Game: 28-56 50.0% Deadball Rebounds 2,2  
 3FG % 1st Half: 3-4 75.0% 2nd half: 3-7 42.9% Game: 6-11 54.5%  
 FT % 1st Half: 5-6 83.3% 2nd half: 6-8 75.0% Game: 11-14 78.6%

**#18/15 South Carolina 53 • 12-2, 0-1 SEC**

#	Player	Total		3-Ptr		Rebounds			PF	TP	A	TO	Blk	Stl	Min
		FG-FGA	FG-FGA	FT-FTA	Off	Def	Off	Def							
21	BRUNER, Ashley	f	4-10	0-0	4-8	4	2	6	0	12	1	1	0	4	29
24	WELCH, Aleighsa	f	3-7	0-0	0-1	3	2	5	2	6	0	1	0	0	22
02	WALKER, Ieasia	g	4-12	2-6	0-0	1	6	7	2	10	3	4	1	0	31
20	WHITE, Sancheon	g	3-9	0-2	1-2	3	4	7	1	7	1	1	0	0	28
25	MITCHELL, Tiffany	g	5-17	1-3	3-3	5	0	5	0	14	1	1	0	1	35
05	SESSIONS, Khadijah	g	0-1	0-1	1-2	0	1	1	1	1	0	1	0	1	9
12	MONTOUT, Wilka	g	0-2	0-1	0-0	2	0	2	1	0	0	1	0	0	12
31	DOZIER, Asia	g	1-7	1-5	0-0	1	1	2	0	3	0	1	0	0	17
33	IBIAM, Elem	g	0-4	0-0	0-0	0	3	3	2	0	0	0	1	0	17
	Team					2	0	2							
	Totals		20-69	4-18	9-16	21	19	40	9	53	6	11	2	6	200

FG % 1st Half: 12-31 38.7% 2nd half: 8-38 21.1% Game: 20-69 29.0% Deadball Rebounds 4  
 3FG % 1st Half: 3-7 42.9% 2nd half: 1-11 9.1% Game: 4-18 22.2%  
 FT % 1st Half: 4-5 80.0% 2nd half: 5-11 45.5% Game: 9-16 56.3%

Officials: Bryan Enterline, Lawson Newton, Amy Bonner  
 Technical fouls: #12/13 Tennessee-None. #18/15 South Carolina-None.  
 Attendance: 3939

Score by periods	1st	2nd	Total</
------------------	-----	-----	---------



Official Basketball Box Score -- Game Totals -- Final Statistics  
**#18/16 South Carolina vs #13/12 Georgia**  
 01/13/13 1:00 PM ET at Stegeman Coliseum -- Athens, Ga.



**#18/16 South Carolina 40 • 14-3 (2-2)**

##	Player	Total		3-Ptr		Rebounds			PF	TP	A	TO	Blk	Stl	Min
		FG-FGA	FG-FGA	FT-FTA	Off	Def	Tot								
02	WALKER, Ieasia	* 2-11	0-5	3-8	1	3	7	2	7	3	5	0	6	39	
20	WHITE, Sancheon	* 0-5	0-2	2-2	1	3	4	4	2	1	4	0	3	35	
21	BRUNER, Ashlye	* 2-6	0-0	0-0	3	5	8	1	4	1	4	0	1	37	
24	WELCH, Aleighsa	* 8-10	0-0	3-5	3	2	5	2	19	1	2	0	1	33	
25	MITCHELL, Tiffany	* 3-10	0-2	0-1	4	6	10	1	6	2	5	0	1	36	
05	SESSIONS, Khadijah	0-1	0-1	0-0	0	0	0	0	0	0	1	0	0	1	
12	MONTOU, Wilka	0-0	0-0	0-0	0	0	0	0	0	0	0	0	0	1	
31	DOZIER, Asia	0-2	0-1	0-0	0	0	0	0	0	0	0	0	0	6	
33	IBIAM, Elem	1-2	0-0	0-0	0	1	1	2	2	0	2	0	1	12	
Team						0		2		2		1			
Totals		16-47	0-11	8-16	12	25	37	12	40	8	24	0	13	200	

FG % 1st Half: 11-24 45.8% 2nd half: 5-23 21.7% Game: 16-47 34.0% Deadball Rebounds 6  
 3FG % 1st Half: 0-4 0.0% 2nd half: 0-7 0.0% Game: 0-11 0.0%  
 FT % 1st Half: 3-7 42.9% 2nd half: 5-9 55.6% Game: 8-16 50.0%

**#13/12 Georgia 42 • 15-2 (3-1)**

##	Player	Total		3-Ptr		Rebounds			PF	TP	A	TO	Blk	Stl	Min
		FG-FGA	FG-FGA	FT-FTA	Off	Def	Tot								
01	Miller, Khaalidah	* 3-7	1-2	1-1	0	3	3	1	8	3	0	0	0	35	
03	Armstrong, Anne Marie	* 0-7	0-2	0-0	0	0	0	3	0	4	2	0	2	32	
10	James, Jasmine	* 3-8	0-0	2-4	0	5	5	0	8	2	7	0	5	37	
12	Hassel, Jasmine	* 8-13	0-0	3-4	2	2	4	2	19	0	3	0	0	30	
20	Barbee, Shacobia	* 0-1	0-0	1-3	1	6	7	3	1	2	3	0	1	25	
11	Griffin, Tiaria	1-2	0-1	0-0	0	2	2	0	2	0	3	0	2	13	
13	Hempe, Merritt	1-3	0-1	0-0	0	1	1	1	2	0	0	0	1	7	
15	Donald, Krista	0-2	0-1	0-0	0	0	0	2	0	0	1	0	0	8	
22	Causwell, Kaelyn	0-0	0-0	0-0	0	0	0	2	0	0	2	1	0	3	
24	Butler, Marjorie	0-1	0-1	0-0	0	0	0	0	0	0	0	0	0	3	
31	Ford, Erika	1-2	0-1	0-0	1	0	1	0	2	0	0	0	0	7	
Team						3		2		5		0			
Totals		17-46	1-9	7-12	7	21	28	14	42	11	21	1	11	200	

FG % 1st Half: 11-27 40.7% 2nd half: 6-19 31.6% Game: 17-46 37.0% Deadball Rebounds 2  
 3FG % 1st Half: 1-6 16.7% 2nd half: 0-3 0.0% Game: 1-9 11.1%  
 FT % 1st Half: 2-3 66.7% 2nd half: 5-9 55.6% Game: 7-12 58.3%

Officials: Lisa Mattingly, Brian Hall, Mike McConnell  
 Technical fouls: #18/16 South Carolina-None. #13/12 Georgia-None.  
 Attendance: 3579

Score by periods	1st	2nd	Total
#18/16 South Carolina	25	15	40
#13/12 Georgia	25	17	42

Last FG - SC 2nd-01:14, GA 2nd-01:30. Largest lead - SC by 6 1st-15:59, GA by 5 2nd-01:30. Score tied - 5 times. Lead changed - 7 times.

Points	In	Off	2nd	Fast	Bench
SC	26	14	10	4	2
GA	26	16	6	6	6

Score by periods	1st	2nd	Total
#18/16 South Carolina	25	15	40
#13/12 Georgia	25	17	42

Points	In	Off	2nd	Fast	Bench
SC	26	14	10	4	2
GA	26	16	6	6	6

Score by periods	1st	2nd	Total
#18/16 South Carolina	25	15	40
#13/12 Georgia	25	17	42

Points	In	Off	2nd	Fast	Bench
SC	26	14	10	4	2
GA	26	16	6	6	6

Score by periods	1st	2nd	Total
#18/16 South Carolina	25	15	40
#13/12 Georgia	25	17	42

Points	In	Off	2nd	Fast	Bench
SC	26	14	10	4	2
GA	26	16	6	6	6

Score by periods	1st	2nd	Total
#18/16 South Carolina	25	15	40
#13/12 Georgia	25	17	42

Points	In	Off	2nd	Fast	Bench
SC	26	14	10	4	2
GA	26	16	6	6	6

Score by periods	1st	2nd	Total
#18/16 South Carolina	25	15	40
#13/12 Georgia	25	17	42

Points	In	Off	2nd	Fast	Bench
SC	26	14	10	4	2
GA	26	16	6	6	6

Score by periods	1st	2nd	Total
#18/16 South Carolina	25	15	40
#13/12 Georgia	25	17	42

Points	In	Off	2nd	Fast	Bench
SC	26	14	10	4	2
GA	26	16	6	6	6

Score by periods	1st	2nd	Total
#18/16 South Carolina	25	15	40
#13/12 Georgia	25	17	42

Points	In	Off	2nd	Fast	Bench
SC	26	14	10	4	2
GA	26	16	6	6	6

Score by periods	1st	2nd	Total
#18/16 South Carolina	25	15	40
#13/12 Georgia	25	17	42

Points	In	Off	2nd	Fast	Bench
SC	26	14	10	4	2
GA	26	16	6	6	6

Score by periods	1st	2nd	Total
#18/16 South Carolina	25	15	40
#13/12 Georgia	25	17	42

Points	In	Off	2nd	Fast	Bench
SC	26	14	10	4	2
GA	26	16	6	6	6

Score by periods	1st	2nd	Total
#18/16 South Carolina	25	15	40
#13/12 Georgia	25	17	42

Points	In	Off	2nd	Fast	Bench
SC	26	14	10	4	2
GA	26	16	6	6	6

Score by periods	1st	2nd	Total
#18/16 South Carolina	25	15	40
#13/12 Georgia	25	17	42

Points	In	Off	2nd	Fast	Bench
SC	26	14	10	4	2
GA	26	16	6	6	6

Score by periods	1st	2nd	Total
#18/16 South Carolina	25	15	40
#13/12 Georgia	25	17	42

Points	In	Off	2nd	Fast	Bench
SC	26	14	10	4	2
GA	26	16	6	6	6

Score by periods	1st	2nd	Total
#18/16 South Carolina	25	15	40
#13/12 Georgia	25	17	42

Points	In	Off	2nd	Fast	Bench
SC	26	14	10	4	2
GA	26	16	6	6	6

Score by periods	1st	2nd	Total
#18/16 South Carolina	25	15	40
#13/12 Georgia	25	17	42

Points	In	Off	2nd	Fast	Bench
SC	26	14	10	4	2
GA	26	16	6	6	6

Score by periods	1st	2nd	Total
#18/16 South Carolina	25	15	40
#13/12 Georgia	25	17	42

Points	In	Off	2nd	Fast	Bench
SC	26	14	10	4	2
GA	26	16	6	6	6

Score by periods	1st	2nd	Total
#18/16 South Carolina	25	15	40
#13/12 Georgia	25	17	42

Points	In	Off	2nd	Fast	Bench
SC	26	14	10	4	2
GA	26	16	6	6	6

Score by periods	1st	2nd	Total
#18/16 South Carolina	25	15	40
#13/12 Georgia	25	17	42

Points	In	Off	2nd	Fast	Bench
SC	26	14	10	4	2
GA	26	16	6	6	6

Score by periods	1st	2nd	Total
#18/16 South Carolina	25	15	40
#13/12 Georgia	25	17	42

Points	In	Off	2nd	Fast	Bench
SC	26	14	10	4	2
GA	26	16	6	6	6

Score by periods	1st	2nd	Total
#18/16 South Carolina	25	15	40
#13/12 Georgia	25	17	42

Points	In	Off	2nd	Fast	Bench
SC	26	14	10	4	2
GA	26	16	6	6	6

Score by periods	1st	2nd	Total
#18/16 South Carolina	25	15	40
#13/12 Georgia	25	17	42

Points	In	Off	2nd	Fast	Bench
SC	26	14	10	4	2
GA	26	16	6	6	6

Score by periods	1st
------------------	-----






**2012-13 South Carolina Basketball**  
**South Carolina Points-Rebounds-Assists (as of Jan 24, 2013)**  
**All games**



Opponent	Date	Score	02	05	12	15	20	21	24	25	31	33
ELON	11/09/12	77-44 w	13-4-4	8-0-0	1-2-2	6-3-3	8-1-2	15-3-0	9-9-1	9-2-3	4-10-0	4-11-0
at LATECH	11/12/12	82-58 w	10-3-8	3-1-1	12-3-0	4-1-0	4-8-2	17-2-3	14-8-1	13-8-0	5-2-5	DNP
SSU	11/15/12	78-47 w	10-1-5	6-3-4	9-6-0	2-0-1	9-4-1	8-12-1	13-12-0	10-5-4	11-3-2	DNP
CU	11/18/12	64-43 w	9-8-4	3-1-1	4-1-1	DNP	3-6-0	16-8-0	7-6-0	16-6-2	0-5-1	6-0-0
vs HAM	11/22/12	45-34 w	6-2-1	2-1-1	3-2-0	DNP	0-6-0	5-12-2	16-11-1	7-8-2	5-3-0	1-5-0
vs FGCU	11/23/12	65-46 w	6-1-2	5-1-2	2-5-1	DNP	11-5-2	15-4-1	14-11-0	8-11-3	2-1-1	2-4-0
vs DPU	11/24/12	55-46 w	11-6-0	6-1-0	2-1-0	DNP	10-5-0	11-12-0	9-10-1	6-6-0	0-1-0	0-1-0
DREXEL	11/28/12	58-55 w	6-2-2	3-0-0	0-0-0	DNP	5-4-2	12-8-2	12-15-0	14-2-1	3-1-1	3-3-0
at SHU	12/02/12	55-42 w	6-3-1	3-1-1	2-1-0	DNP	8-1-0	9-7-2	14-10-0	13-11-1	0-1-0	0-1-0
FUR	12/09/12	69-35 w	9-3-1	7-2-2	10-3-1	DNP	2-2-2	2-5-1	11-3-0	16-4-1	4-2-0	8-9-1
STAN	12/19/12	49-53 L	15-3-3	0-0-0	0-0-0	DNP	5-3-0	5-8-1	17-5-2	2-5-0	5-0-0	0-3-0
SCSU	12/21/12	65-45 w	0-1-3	8-1-1	2-1-0	DNP	3-1-0	1-8-4	16-14-0	21-11-2	3-4-3	11-2-0
WCU	12/29/12	66-44 w	9-1-4	7-2-2	6-2-0	DNP	7-2-2	4-5-2	8-6-2	12-2-1	5-2-1	8-9-1
UT	01/03/13	53-73 L	10-7-3	1-1-0	0-2-0	DNP	7-7-1	12-6-1	6-5-0	14-5-1	3-2-0	0-3-0
at MS	01/06/13	60-46 w	8-4-1	5-0-1	2-4-0	DNP	11-6-0	7-5-0	16-7-3	5-5-0	1-2-0	5-3-0
VANDY	01/10/13	64-48 w	12-3-5	4-2-1	3-2-2	DNP	5-8-2	9-7-3	13-5-1	7-3-0	2-1-1	9-2-0
at GA	01/13/13	40-42 L	7-7-3	0-0-0	0-0-0	DNP	2-4-1	4-8-1	19-5-1	6-10-2	0-0-0	2-1-0
LSU	01/17/13	66-59 w	24-2-0	0-0-2	0-1-0	DNP	0-2-3	13-12-4	14-7-2	12-7-3	3-1-0	0-7-0
at UF	01/20/13	52-44 w	8-4-0	15-5-2	0-0-0	DNP	0-3-1	14-9-0	8-12-0	6-11-1	0-1-2	1-5-0
UK	01/24/13	55-50 w	16-8-4	8-2-0	DNP	DNP	0-3-0	5-6-1	11-7-1	7-2-2	DNP	8-8-0





**2012-13 South Carolina Basketball**  
**South Carolina Team Game-by-Game Comparison (as of Jan 24, 2013)**  
**All games**



Opponent	1st	2nd	Score	Mar	Total FG	FG Pct	3-Pointers	3FG Pct	Free Throws	FT Pct	Rebounds	Assist	T/Over	Block	Steal	Fouls
ELON	4/125	36/19	77-44	+33	31-70/16-54	.443/.296	0-14/2-7	.000/.286	15-30/10-13	.500/.759	53/33	15/4	15/22	3/3	14/7	12/23
Louisiana Tech	40/27	42/31	82-58	+24	30-61/20-51	.492/.392	6-16/3-11	.375/.273	16-25/15-24	.640/.625	42/27	20/12	7/12	4/0	9/3	17/19
SAVANNAH STATE	40/20	38/27	78-47	+31	31-67/18-50	.463/.360	9-25/2-5	.360/.400	7-13/9-16	.538/.563	50/26	18/8	12/12	1/5	4/6	14/13
CLEMSON	31/18	33/25	64-43	+21	21-53/11-46	.396/.239	0-14/1-10	.000/.100	22-35/20-24	.629/.833	46/28	9/6	21/20	2/7	13/10	19/30
Hampton	19/13	26/21	45-34	+11	15-46/11-57	.326/.193	5-13/2-12	.385/.167	10-27/10-16	.370/.625	57/32	7/6	29/15	1/1	5/13	12/22
Florida Gulf Coast	32/26	33/20	65-46	+19	27-61/16-44	.443/.364	4-15/7-29	.267/.241	7-13/7-11	.538/.636	46/20	12/9	15/16	0/2	6/6	14/19
DePaul	22/21	33/25	55-46	+9	21-51/19-64	.412/.297	0-6/4-18	.000/.222	13-29/4-6	.448/.667	47/31	1/12	14/11	3/0	5/6	10/21
DREXEL	22/36	33/19	58-55	+3	21-62/22-52	.339/.423	7-17/7-12	.412/.583	9-20/4-6	.450/.667	38/37	8/12	10/17	7/7	13/4	9/15
Seton Hall	24/22	31/20	55-42	+13	19-53/18-45	.358/.400	4-13/4-8	.308/.500	13-28/2-4	.464/.500	38/26	5/11	14/20	3/5	11/11	8/23
FURMAN	37/20	32/15	69-35	+34	28-66/11-46	.424/.239	1-15/3-10	.067/.300	12-19/10-10	.632/1000	40/33	9/2	8/24	9/2	15/0	11/15
#1/1 STANFORD	19/24	30/29	49-53	(4)	18-63/19-47	.286/.404	4-15/0-4	.267/.000	9-14/15-17	.643/.882	31/42	6/4	7/18	2/11	10/4	19/15
SC STATE	33/21	32/24	65-45	+20	17-50/15-49	.340/.306	4-18/1-11	.222/.091	27-44/14-18	.614/.778	48/30	13/9	20/22	5/6	12/11	11/33
WESTERN CAROLINA	29/18	37/26	66-44	+22	28-56/18-46	.500/.391	6-9/3-6	.667/.500	4-14/5-8	.286/.625	33/29	15/8	10/20	8/2	10/4	12/16
#12/13 TENNESSEE	31/32	22/41	53-73	(20)	20-69/28-56	.290/.500	4-18/6-11	.222/.545	9-16/11-14	.563/.786	40/39	6/10	11/12	2/11	6/4	9/13
Mississippi State	28/20	32/26	60-46	+14	14-39/16-50	.359/.320	0-2/4-12	.000/.333	32-50/10-14	.640/.714	40/30	5/5	12/13	3/7	6/2	16/29
VANDERBILT	36/20	28/28	64-48	+16	25-52/13-49	.481/.265	3-12/2-7	.250/.286	11-22/20-22	.500/.909	35/31	15/10	17/18	7/2	7/3	20/20
#13/12 Georgia	23/25	15/17	40-42	(2)	16-47/17-46	.340/.370	0-11/1-9	.000/.111	8-16/7-12	.500/.583	37/28	8/11	24/21	0/1	13/11	12/14
LSU	26/24	40/35	66-59	+7	23-62/25-54	.371/.463	5-19/3-7	.263/.429	15-24/6-12	.625/.500	42/37	14/13	10/18	5/7	10/6	16/21
Florida	24/17	28/27	52-44	+8	15-64/17-57	.234/.298	5-17/2-13	.294/.154	17-33/8-15	.515/.533	59/41	6/6	10/9	4/6	4/5	15/21
#5/4 KENTUCKY	19/19	36/31	55-50	+5	20-53/19-58	.377/.328	2-6/5-15	.333/.333	13-27/7-11	.481/.636	40/41	8/11	16/18	4/7	10/6	15/21

Note: Game totals are displayed in the format TEAM/OPPONENT for each category



**2012-13 South Carolina Basketball**  
**South Carolina Game-by-Game Highs (as of Jan 24, 2013)**  
**All games**



Opponent	Date	Score	Points	Rebounds	Assists	Steals	Blocked shots
ELON	11/09/12	77-44	15-BRUNER, Ashley	11-IBIAM, Elem	4-WALKER, leasia	5-DAVIS, Tiffany	2-IBIAM, Elem
at Louisiana Tech	11/12/12	82-58	17-BRUNER, Ashley	8-WELCH, Aleighsa MITCHELL, Tiffany WHITE, Sancheon	8-WALKER, leasia	2-WHITE, Sancheon WALKER, leasia WELCH, Aleighsa DOZIER, Asia	2-WELCH, Aleighsa
SAVANNAH STATE	11/15/12	78-47	13-WELCH, Aleighsa	12-BRUNER, Ashley WELCH, Aleighsa	5-WALKER, leasia	3-SESSIONS, Khadij	1-MONTOUT, Wilka
CLEMSON	11/18/12	64-43	16-MITCHELL, Tiffany BRUNER, Ashley	8-BRUNER, Ashley WALKER, leasia	4-WALKER, leasia	4-WALKER, leasia	1-WELCH, Aleighsa WHITE, Sancheon
vs Hampton	11/22/12	45-34	16-WELCH, Aleighsa	12-BRUNER, Ashley	2-MITCHELL, Tiffany BRUNER, Ashley	1-MONTOUT, Wilka WELCH, Aleighsa MITCHELL, Tiffany WHITE, Sancheon BRUNER, Ashley	1-IBIAM, Elem
vs Florida Gulf Coast	11/23/12	65-46	15-BRUNER, Ashley	11-WELCH, Aleighsa MITCHELL, Tiffany	3-MITCHELL, Tiffany	3-WHITE, Sancheon	None
vs DePaul	11/24/12	55-46	11-BRUNER, Ashley WALKER, leasia	12-BRUNER, Ashley	1-WELCH, Aleighsa	2-MITCHELL, Tiffany	1-WALKER, leasia BRUNER, Ashley MONTOUT, Wilka
DREXEL	11/28/12	58-55	14-MITCHELL, Tiffany	15-WELCH, Aleighsa	2-WHITE, Sancheon BRUNER, Ashley WALKER, leasia	4-BRUNER, Ashley	4-WHITE, Sancheon
at Seton Hall	12/02/12	55-42	14-WELCH, Aleighsa	11-MITCHELL, Tiffany	2-BRUNER, Ashley	5-BRUNER, Ashley	1-IBIAM, Elem WALKER, leasia WHITE, Sancheon
FURMAN	12/09/12	69-35	16-MITCHELL, Tiffany	9-IBIAM, Elem	2-SESSIONS, Khadij WHITE, Sancheon	5-MITCHELL, Tiffany WALKER, leasia	2-WHITE, Sancheon MONTOUT, Wilka BRUNER, Ashley
#1/1 STANFORD	12/19/12	49-53	17-WELCH, Aleighsa	8-BRUNER, Ashley	3-WALKER, leasia	4-WALKER, leasia	1-WHITE, Sancheon MITCHELL, Tiffany
SC STATE	12/21/12	65-45	21-MITCHELL, Tiffany	14-WELCH, Aleighsa	4-BRUNER, Ashley	6-WALKER, leasia	2-BRUNER, Ashley WALKER, leasia
WESTERN CAROLINA	12/29/12	66-44	12-MITCHELL, Tiffany	9-IBIAM, Elem	4-WALKER, leasia	5-WALKER, leasia	5-IBIAM, Elem
#12/13 TENNESSEE	01/03/13	53-73	14-MITCHELL, Tiffany	7-WHITE, Sancheon WALKER, leasia	3-WALKER, leasia	4-BRUNER, Ashley	1-IBIAM, Elem WALKER, leasia
at Mississippi State	01/06/13	60-46	16-WELCH, Aleighsa	7-WELCH, Aleighsa	3-WELCH, Aleighsa	3-WHITE, Sancheon	2-IBIAM, Elem
VANDERBILT	01/10/13	64-48	13-WELCH, Aleighsa	8-WHITE, Sancheon	5-WALKER, leasia	3-WHITE, Sancheon WALKER, leasia	3-WHITE, Sancheon
at #13/12 Georgia	01/13/13	40-42	19-WELCH, Aleighsa	10-MITCHELL, Tiffany	3-WALKER, leasia	6-WALKER, leasia	None
LSU	01/17/13	66-59	24-WALKER, leasia	12-BRUNER, Ashley	4-BRUNER, Ashley	5-WALKER, leasia	2-IBIAM, Elem
at Florida	01/20/13	52-44	15-SESSIONS, Khadij	12-WELCH, Aleighsa	2-DOZIER, Asia	1-WALKER, leasia SESSIONS, Khadija MITCHELL, Tiffany BRUNER, Ashley WELCH, Aleighsa	2-IBIAM, Elem
#5/4 KENTUCKY	01/24/13	55-50	16-WALKER, leasia	8-IBIAM, Elem WALKER, leasia	4-WALKER, leasia	3-WALKER, leasia	2-WALKER, leasia



**2012-13 South Carolina Basketball**  
**South Carolina Combined Team Statistics (as of Jan 24, 2013)**  
**Conference games**



<b>RECORD:</b>	<b>OVERALL</b>	<b>HOME</b>	<b>AWAY</b>	<b>NEUTRAL</b>
ALL GAMES	5-2	3-1	2-1	0-0
CONFERENCE	5-2	3-1	2-1	0-0
NON-CONFERENCE	0-0	0-0	0-0	0-0

#	Player	gp-gs	min	avg	Total		3-Point		F-Throw		Rebounds				pf	dq	a	to	blk	stl	pts	avg		
					fg-fga	fg%	3fg-fga	3fg%	ft-fa	ft%	off	def	tot	avg										
24	WELCH, Aleighsa	7-7	221	31.6	32-56	.571	0-0	.000	23-35	.657	25	23	48	6.9	16	0	8	7	2	6	87	12.4		
02	WALKER, leasia	7-7	235	33.6	30-76	.395	10-30	.333	15-28	.536	3	32	35	5.0	14	0	16	21	5	19	85	12.1		
21	BRUNER, Ashley	7-7	218	31.1	24-61	.393	0-0	.000	16-47	.340	18	35	53	7.6	15	0	10	18	4	9	64	9.1		
25	MITCHELL, Tiffany	7-7	223	31.9	18-65	.277	3-12	.250	18-26	.692	20	23	43	6.1	11	0	9	23	2	8	57	8.1		
05	SESSIONS, Khadijah	7-0	96	13.7	6-23	.261	3-13	.231	18-27	.667	2	8	10	1.4	11	0	6	8	0	2	33	4.7		
20	WHITE, Sancheon	7-7	185	26.4	9-43	.209	0-10	.000	7-9	.778	12	21	33	4.7	21	1	8	12	3	10	25	3.6		
33	IBIAM, Elem	7-0	107	15.3	10-28	.357	0-0	.000	5-12	.417	13	16	29	4.1	10	0	0	6	7	2	25	3.6		
31	DOZIER, Asia	6-0	71	11.8	3-24	.125	2-16	.125	1-2	.500	2	5	7	1.2	3	0	3	2	1	0	9	1.5		
12	MONTOUT, Wilka	6-0	44	7.3	1-10	.100	1-4	.250	2-2	1.000	5	4	9	1.5	2	0	2	1	1	0	5	0.8		
Team											13	13	26											
Total.....		7	1400		133-386	.345	19-85	.224	105-188	.559	113	180	293	41.9	103	1	62	100	25	56	390	55.7		
Opponents.....		7	1400		135-370	.365	23-74	.311	69-100	.690	66	181	247	35.3	139	4	66	109	41	37	362	51.7		

<b>TEAM STATISTICS</b>	<b>SC</b>	<b>OPP</b>	<b>Date</b>	<b>Opponent</b>	<b>Score</b>	<b>Att.</b>
SCORING	390	362	* 01/03/13	#12/13 TENNESSEE	L 53-73	3939
Points per game	55.7	51.7	* 01/06/13	at Mississippi State	w 60-46	1325
Scoring margin	+4.0	-	* 01/10/13	VANDERBILT	w 64-48	2810
FIELD GOALS-ATT	133-386	135-370	* 01/13/13	at #13/12 Georgia	L 40-42	3579
Field goal pct	.345	.365	< 01/17/13	LSU	w 66-59	1991
3 POINT FG-ATT	19-85	23-74	* 01/20/13	at Florida	w 52-44	1503
3-point FG pct	.224	.311	* 01/24/13	#5/4 KENTUCKY	w 55-50	3149
3-pt FG made per game	2.7	3.3	@ = U.S. Virgin Islands Paradise Jam (St. Thomas, USVI)			
FREE THROWS-ATT	105-188	69-100	< = Played at Carolina Coliseum (Columbia, S.C.)			
Free throw pct	.559	.690	* = SEC Game			
F-Throws made per game	15.0	9.9	^ = SEC Tournament (Duluth, Ga.)			
REBOUNDS	293	247				
Rebounds per game	41.9	35.3				
Rebounding margin	+6.6	-				
ASSISTS	62	66				
Assists per game	8.9	9.4				
TURNOVERS	100	109				
Turnovers per game	14.3	15.6				
Turnover margin	+1.3	-				
Assist/turnover ratio	0.6	0.6				
STEALS	56	37				
Steals per game	8.0	5.3				
BLOCKS	25	41				
Blocks per game	3.6	5.9				
ATTENDANCE	11889	6407				
Home games-Avg/Game	4-2972	3-2136				
Neutral site-Avg/Game	-	0-0				

<b>Score by Periods</b>	<b>1st</b>	<b>2nd</b>	<b>Totals</b>
South Carolina	189	201	390
Opponents	157	205	362



**2012-13 South Carolina Basketball**  
**South Carolina Combined Team Statistics (as of Jan 24, 2013)**  
**All games**



<b>RECORD:</b>	<b>OVERALL</b>	<b>HOME</b>	<b>AWAY</b>	<b>NEUTRAL</b>
ALL GAMES	17-3	10-2	4-1	3-0
CONFERENCE	5-2	3-1	2-1	0-0
NON-CONFERENCE	12-1	7-1	2-0	3-0

#	Player	gp-gs	min	avg	Total		3-Point		F-Throw		Rebounds			pf	dq	a	to	blk	stl	pts	avg	
					fg-fga	fg%	3fg-fga	3fg%	ft-fa	ft%	off	def	tot									avg
24	WELCH, Aleighsa	20-20	568	28.4	90-141	.638	1-1	1.000	66-98	.673	87	81	168	8.4	31	0	16	31	5	16	247	12.4
25	MITCHELL, Tiffany	20-20	586	29.3	73-187	.390	13-36	.361	45-82	.549	47	77	124	6.2	38	0	29	54	3	29	204	10.2
02	WALKER, leasia	20-20	636	31.8	66-183	.361	26-79	.329	37-63	.587	17	56	73	3.7	35	0	54	55	11	52	195	9.8
21	BRUNER, Ashley	20-20	582	29.1	76-181	.420	0-3	.000	32-107	.299	63	84	147	7.4	34	0	29	49	12	30	184	9.2
20	WHITE, Sancheon	20-20	528	26.4	39-126	.310	6-29	.207	16-21	.762	34	47	81	4.1	43	1	21	21	13	25	100	5.0
05	SESSIONS, Khadijah	20-0	288	14.4	26-73	.356	6-30	.200	36-57	.632	10	14	24	1.2	19	0	21	23	2	12	94	4.7
15	DAVIS, Tiffany	3-0	40	13.3	4-8	.500	1-4	.250	3-4	.750	1	3	4	1.3	2	0	4	2	0	5	12	4.0
33	IBIAM, Elem	18-0	268	14.9	27-71	.380	0-0	.000	14-32	.438	33	44	77	4.3	24	0	2	12	18	5	68	3.8
12	MONTOUT, Wilka	19-0	238	12.5	21-76	.276	4-21	.190	12-17	.706	22	14	36	1.9	19	0	7	12	5	3	58	3.1
31	DOZIER, Asia	19-0	291	15.3	18-99	.182	12-72	.167	8-18	.444	14	28	42	2.2	26	1	17	14	4	6	56	2.9
Team											37	47	84				9					
Total.....		20	4025		440-1145	.384	69-275	.251	269-499	.539	365	495	860	43.0	271	2	200	282	73	183	1218	60.9
Opponents.....		20	4025		349-1021	.342	62-217	.286	194-273	.711	192	449	641	32.0	403	16	169	338	92	122	954	47.7

**TEAM STATISTICS**

	<b>SC</b>	<b>OPP</b>	<b>Date</b>	<b>Opponent</b>	<b>Score</b>	<b>Att.</b>
SCORING	1218	954	11/09/12	ELON	w 77-44	2912
Points per game	60.9	47.7	11/12/12	at Louisiana Tech	w 82-58	2160
Scoring margin	+13.2	-	11/15/12	SAVANNAH STATE	w 78-47	2480
FIELD GOALS-ATT	440-1145	349-1021	11/18/12	CLEMSON	w 64-43	4893
Field goal pct	.384	.342	@ 11/22/12	vs Hampton	w 45-34	424
3 POINT FG-ATT	69-275	62-217	@ 11/23/12	vs Florida Gulf Coast	w 65-46	486
3-point FG pct	.251	.286	@ 11/24/12	vs DePaul	w 55-46	427
3-pt FG made per game	3.5	3.1	11/28/12	DREXEL	wot 58-55	2675
FREE THROWS-ATT	269-499	194-273	12/02/12	at Seton Hall	w 55-42	432
Free throw pct	.539	.711	12/09/12	FURMAN	w 69-35	2618
F-Throws made per game	13.5	9.7	12/19/12	#1/1 STANFORD	L 49-53	8118
REBOUNDS	860	641	12/21/12	SC STATE	w 65-45	3874
Rebounds per game	43.0	32.0	12/29/12	WESTERN CAROLINA	w 66-44	3248
Rebounding margin	+11.0	-	* 01/03/13	#12/13 TENNESSEE	L 53-73	3939
ASSISTS	200	169	* 01/06/13	at Mississippi State	w 60-46	1325
Assists per game	10.0	8.5	* 01/10/13	VANDERBILT	w 64-48	2810
TURNOVERS	282	338	* 01/13/13	at #13/12 Georgia	L 40-42	3579
Turnovers per game	14.1	16.9	< 01/17/13	LSU	w 66-59	1991
Turnover margin	+2.8	-	* 01/20/13	at Florida	w 52-44	1503
Assist/turnover ratio	0.7	0.5	* 01/24/13	#5/4 KENTUCKY	w 55-50	3149
STEALS	183	122				
Steals per game	9.2	6.1				
BLOCKS	73	92				
Blocks per game	3.7	4.6				
ATTENDANCE	42707	10336				
Home games-Avg/Game	12-3559	5-1800				
Neutral site-Avg/Game	-	3-446				

@ = U.S. Virgin Islands Paradise Jam (St. Thomas, USVI)  
 < = Played at Carolina Coliseum (Columbia, S.C.)  
 \* = SEC Game  
 ^ = SEC Tournament (Duluth, Ga.)

**Score by Periods**

	<b>1st</b>	<b>2nd</b>	<b>OT</b>	<b>Totals</b>
South Carolina	578	637	3	1218
Opponents	448	506	0	954