



2017-18 SOUTH CAROLINA MEN'S BASKETBALL

DIRECTOR OF ATHLETICS COMMUNICATIONS & PUBLIC RELATIONS: EMILY MILES // EFEENEY@MAILBOX.SC.EDU

CELL: 803-727-3284 // TWITTER: @EMILYMILES_SID

GAMECOCK MEN'S BASKETBALL SOCIAL MEDIA: #GAMECOCKS

TWITTER AND INSTAGRAM: @GAMECOCKMBB // FACEBOOK: /GAMECOCKMBB

GAMECOCK ATHLETICS ON THE WEB: GAMECOCKSONLINE.COM

2017-18 SCHEDULE

OVERALL: 11-6 | SEC: 2-3

HOME: 6-1 | AWAY: 3-3 | NEUTRAL: 2-2

NCAA RPI: 55

OCTOBER

30 Erskine + W, 85-44

NOVEMBER

5 Virginia Tech = L, 86-67
 10 at Wofford W, 73-52
 13 Western Michigan ^ W, 78-60
 16 vs. Illinois State # L, 69-65
 17 vs. UTEP # W, 80-56
 19 vs. Western Michigan # W, 79-66
 27 at FIU W, 78-61
 30 vs. Temple % L, 76-60

DECEMBER

2 UMass W, 76-70
 6 Wyoming W, 80-64
 9 Coastal Carolina W, 80-78
 19 at Clemson L, 64-48
 27 Limestone W, 74-45
 31 at Ole Miss* L, 74-69

JANUARY

3 Missouri* L, 79-68
 6 Vanderbilt* W, 71-60
 9 at Alabama* L, 76-62
 13 at Georgia* W, 64-57
 16 No. 18/16 Kentucky* 9 p.m./ESPN
 20 No. 21/21 Tennessee* 6 p.m./ESPN2
 24 at Florida* 7 p.m./SECN
 27 Texas Tech! 12 p.m./ESPN2
 31 Mississippi State* 8:30 p.m./SECN

FEBRUARY

3 at Texas A&M* 2 p.m./ESPN/2
 6 at Arkansas* 7 p.m./ESPN2
 10 Florida* 12 p.m./CBS
 13 at Tennessee* 9 p.m./ESPNU
 17 Auburn* 3:30 p.m./SECN
 21 Georgia* 6:30 p.m./SECN
 24 at Mississippi State* 3:30 p.m./SECN
 28 LSU* 6:30 p.m./SECN

MARCH

3 at Auburn* 3:30 p.m./SECN
 3-11 SEC Tournament (St. Louis, Mo.) & TBD
 15-18 NCAA Tourn. First/Second Rounds TBD
 23-25 NCAA Tourn. Sweet 16/Elite Eight TBD
 31 Final Four TBD

APRIL

2 National Championship TBD

All home games in bold | All times listed Eastern | SECN+ - SEC Network + | SECN - SEC Network | CBSN - CBS Sports Network | * indicates SEC contest | + indicates exhibition | = - Hoops 4 Hurricane Relief exhibition | ^ - Puerto Rico Tip-Off (Columbia, S.C.) | # - Puerto Rico Tip-Off (Myrtle Beach, S.C.) | % - Under Armour Reunion | ! - Big 12/SEC Challenge (Columbia, S.C.) | & - SEC Tournament (St. Louis, Mo.)



GAMECOCKS
(11-6, 2-3 SEC)



NO. 18/16 KENTUCKY
(14-3, 4-1 SEC)

VS

HEAD COACH: Frank Martin (FIU, '93)
 AT CAROLINA: 107-80 (6th season)
 CAREER: 224-134 (11th season)
 VS. KENTUCKY: 1-6
 TOP SCORER: Silva (14.2)
 TOP REBOUNDER: Silva (7.9)
 TOP ASSIST MAKER: Gravett (3.6)
 COMMUNICATIONS/PR: Emily Miles
 TWITTER UPDATES: @GamecockMBB

HEAD COACH: John Calipari (Clarion State, '82)
 AT KENTUCKY: 263-56 (9th season)
 CAREER: 666-194 (29th season)
 VS. CAROLINA: 13-2
 TOP SCORER: Knox (14.2)
 TOP REBOUNDER: Knox/Gabriel (5.6)
 TOP ASSIST MAKER: Gilgeous-Alexander (4.4)
 MEDIA RELATIONS: Deb Moore/Eric Lindsey
 TWITTER UPDATES: @KentuckyMBB

PROBABLE STARTERS

SOUTH CAROLINA	HT.	WT.	YR.	HOMETOWN	PPG	RPG	MPG
G - #15 Wesley Myers	6-1	193	GS	Brooklyn, N.Y.	6.8	2.4	20.6
G - #23 Evan Hinson	6-4	240	So.	Deltona, Fla.	3.4	1.4	10.1
F - #10 Justin Minaya	6-5	210	Fr.	Harrington Park, N.J.	8.2	4.5	26.3
F - #21 Maik Kotsar	6-10	260	So.	Tallinn, Estonia	8.4	4.6	27.4
F - #30 Chris Silva	6-9	223	So.	Libreville, Gabon	14.2	7.9	24.1

KENTUCKY	HT.	WT.	YR.	HOMETOWN	PPG	RPG	MPG
G - #22 Shai Gilgeous-Alexander	6-6	180	Fr.	Hamilton, Canada	12.4	3.7	30.6
G - #3 Hamidou Diallo	6-5	198	Fr.	Queens, N.Y.	13.8	4.5	28.7
F - #5 Kevin Knox	6-9	215	Fr.	Tampa, Fla.	14.2	5.6	32.2
F - #25 PJ Washington	6-7	236	Fr.	Dallas, Texas 11.0	5.2	27.2	
F - #4 Nick Richards	6-11	240	Fr.	Kington, Jamaica	6.8	5.5	17.0

STARTING FIVE

> South Carolina snapped a three-game road losing streak with a 64-57 win in Athens over Georgia on Saturday. Graduate student guard Frank Booker (17) and fellow Georgia native, Hassani Gravett (11) combined for 28 points off the bench and the Gamecocks overcame a poor shooting performance (just 27.1% from the field), to clinch the win.
 > Junior forward Chris Silva hit just 3-of-10 from the floor, but he was 8-of-10 from the foul line, finishing with 14 points, nine rebounds, four assists (career high) and two blocks against the Bulldogs.
 > Booker connected on two clutch 3s late in the win at Georgia, marking his 11th game this season hitting multiple 3s. South Carolina is 10-1 in those contests.
 > South Carolina held Georgia to just 57 points on Saturday, marking the ninth opponent that the Gamecocks have held below 65 points this season. The Gamecocks rank second in the SEC and 33rd nationally in scoring defense, as opponents average just 65.1 points per game.
 > The Gamecocks are 6-1 in home games this season, averaging 75.3 points per game, while holding opponents to 65.1 points per game at home. Carolina also holds a strong +7.6 rebound margin in home games, and holds opponents to just 38.6 percent from the field and 35.7 percent from 3-point range.

HEADLINES

> South Carolina is in its 110th season of varsity basketball in 2017-18.
 > South Carolina advanced to its first Final Four in 2016-17, which included posting its first NCAA Tournament win since the 1973 campaign when it tallied a 93-73 win over Marquette in the First Round.
 > The Gamecocks finished the 2016-17 campaign with a 26-11 overall record. The 26 wins were a program record.
 > Among active Division I head coaches, South Carolina's Frank Martin holds the sixth-highest NCAA Tournament winning percentage (.667) behind only Duke's Mike Krzyzewski, North Carolina's Roy Williams, Kentucky's John Calipari, Michigan State's Tom Izzo and Kansas' Bill Self.
 > Over the course of the last three seasons (2015-16-present), the Gamecocks are 25-19 (.568) combined in games played away from home (away/neutral).
 > South Carolina compiled 51 wins over the course of the 2015-16 and 2016-17 seasons.
 > Entering the 2017-18 campaign, Frank Martin has led his team to at least 20 wins in seven of 10 seasons.

GAME INFO

ARENA: Colonial Life Arena (18,000)

BROADCAST: ESPN
 PLAY-BY-PLAY: Joe Tessitore
 ANALYST: Sean Farnham
 SIDELINE: Laura Rutledge

RADIO: Gamecock Radio Network
 PLAY-BY-PLAY: Derek Scott
 ANALYST: Casey Manning
 SIRIUS: 138 | XM: 191

WATCH: WatchESPN.com
 LIVE STATS: GamecocksOnline.com
 TICKETS: GamecocksOnline.com
 SERIES: Kentucky leads 51-11
 IN COLUMBIA: UK leads 22-7
 TREND: Kentucky has won four straight games in the series
 LAST GAME: 85-69 Kentucky win on Jan. 21, 2017, in Lexington



SOUTH CAROLINA GAMECOCKS

OVERALL: 11-6; SEC: 2-3; HOME: 6-1; AWAY: 3-3; NEUTRAL: 2-2

0		DAVID BEATTY - Fr. - G - 6-2 - 205 - Philadelphia, Pa. MIN PTS RBS AST FG% 3FG% FT% 15.1 4.9 1.0 1.1 31.5 24.3 68.4	- Top scoring output of the season with 13 in the loss to Temple (Nov. 30); 6-11 FG - DNP vs. Coastal Carolina (Dec. 9) due to a left elbow sprain - Season high 16 points, hitting 6-of-11 from the field in win over Limestone (Dec. 27) - Played a season high 33 minutes vs. Ole Miss (Dec. 31), scoring nine points, with a season high six rebounds; 2 assists and 2 steals
1		KORY HOLDEN - R-Jr. - G - 6-1 - 197 - Salisbury, Md. MIN PTS RBS AST FG% 3FG% FT% 10.9 3.3 1.1 1.6 37.8 18.2 54.5	- Averaged 17.7 points and 4.2 assists during sophomore season - Strong vs. WMU (Nov. 13), tallied six points with 3 rebounds, 1 assist - 11 points with two assists in win vs. UTEP; was 4-of-5 from the field vs. Miners - Scored eight points on 4-of-5 shooting vs. Clemson (Dec. 19) - Out indefinitely due to a left hamstring strain suffered in the Clemson contest
2		HASSANI GRAVETT - R-Jr. - G - 6-2 - 187 - Villa Rica, Ga. MIN PTS RBS AST FG% 3FG% FT% 24.4 8.4 3.6 3.6 38.8 28.9 69.0	- Hit game winner with 6.5 seconds remaining vs. Coastal; 9 pts, 4 assts vs. CCU (Dec. 9) - Missed Ole Miss (Dec. 31), Missouri (Jan. 3) & Vandy (Jan. 6) contests due to a right ankle sprain - Returned to the court at Alabama (Jan. 9), tallied seven points and an assist - Big performance in win at Georgia (Jan. 13), 11 points, two assists, pair of 3s
5		FRANK BOOKER - GS - G - 6-3 - 208 - Augusta, Ga. MIN PTS RBS AST FG% 3FG% FT% 26.1 10.9 3.2 1.1 43.6 41.5 67.4	- Season high 19 points, 7-12 from the floor; also 5 rebounds vs. Coastal Carolina (Dec. 9) - 17 points, matched career high with five 3s vs. Limestone (Dec. 27)/12.6 ppg last 5 games - Career high 6 3s vs. Ole Miss (Dec. 31), also season high 21 points - Strong second half at Georgia (Jan. 13), hitting a pair of 3s in final minutes to secure win; team high 17 points, career high seven rebounds
10		JUSTIN MINAYA - Fr. - F - 6-5 - 210 - Harrington Park, N.J. MIN PTS RBS AST FG% 3FG% FT% 26.3 8.2 4.5 1.4 38.7 37.0 63.9	- Season high 17 points on 6-11 shooting, in win vs. UMass (Dec. 2) - 11 points, a block and two steals in win vs. Wyoming (Dec. 6) - 13 points, including a 3-of-3 start from 3, in win vs. Coastal Carolina (Dec. 9) - Scored six points, with five rebounds, an assist, block and steal vs. Vandy (Jan. 6) - Has six double-figure scoring games this season
12		KHADIM GUEYE - So. - F - 7-0 - 248 - Dakar, Senegal MIN PTS RBS BLK FG% 3FG% FT% 5.2 0.0 0.8 0.0 0.0 0.0 0.0	- Saw action in 28 games last season, scoring 0.4 points per outing - Scored three points in exhibition action vs. Erskine (Oct. 30), and added two points with two rebounds vs. Virginia Tech (Nov. 5) - Saw 10 minutes of action at Wofford (Nov. 10), pulled down 4 rebounds - Collected a rebound and a steal vs. Limestone (Dec. 27)
13		FELIPE HAASE - Fr. - F - 6-9 - 249 - Osorno, Chile MIN PTS RBS AST FG% 3FG% FT% 20.8 6.2 5.0 0.8 39.8 28.8 68.4	- First career double-double in win vs. UMass (Dec. 2), scoring 11 points with 10 rebounds; also two steals and a block - Season high 17 points, 9 rebounds and three assists in win vs. Wyoming (Dec. 6) - Pulled down a team high eight rebounds vs. Limestone (Dec. 27) - 9 points and 6 rebounds in SEC debut at Ole Miss (Dec. 31)
14		IBRAHIM FAMOUKE DOUMBIA - Fr. - F - 6-6 - 205 - Bamako, Mali MIN PTS RBS AST FG% 3FG% FT% 3.2 0.4 1.0 0.0 0.0 0.0 0.0	- Averaged 27 points and 19 rebounds per game as a senior at Miami Country Day - Named 2017 5A-2A First-Team All-Dade County - Represented Mali's National Team at U18 Championships in 2016 - Scored first career points vs. Illinois State (Nov. 16) on a lay-in - Pulled down five rebounds in eight minutes vs. Limestone (Dec. 27)
15		WESLEY MYERS - GS - G - 6-1 - 193 - Brooklyn, N.Y. MIN PTS RBS AST FG% 3FG% FT% 20.6 6.8 2.4 1.6 40.4 33.3 62.0	- Dished career best 6 helpers, adding 5 points and 5 rebounds vs. Limestone (Dec. 27) - 10 points, two assists in second start of the season vs. Missouri (Jan. 3) - Tallied 17 points - all in the second half - behind 4-of-5 from the floor and an 8-of-12 mark at the free throw line in win vs. Vanderbilt (Jan. 6) - Scored a team high 15 points, dishing two assists at Alabama (Jan. 9)
20		TOMMY CORCHIANI - So. - G - 6-3 - 180 - Raleigh, N.C. MIN PTS RBS AST FG% 3FG% FT% 1.5 0.0 1.0 0.0 0.0 0.0 0.0	- Saw action in five games last season - Played a season high four minutes in home win vs. Auburn last season - Son of Chris Corchiani, who played basketball at NC State - Saw action in home win over Limestone (Dec. 27) - Unavailable for the last four games due to a left knee injury
21		MAIK KOTSAR - So. - F - 6-10 - 280 - Tallinn, Estonia MIN PTS RBS AST FG% 3FG% FT% 27.4 8.4 4.6 1.5 45.3 18.8 42.9	- 6 points, 4 rebounds, two assists in win vs. Wyoming (Dec. 6)/9.6 ppg last 5 games - 6 points, 6 rebounds, 2 blocks in 32 minutes at Clemson (Dec. 19) - 13 points, two blocks in 26 minutes vs. Limestone (Dec. 27)/7.8 ppg, 5.2 rpg last 5 games - 9 points, 4 rebounds, 2 assists and career high 3 blocks vs. Missouri (Jan. 3) - Tallied 10 points and pulled down five rebounds at Alabama (Jan. 9)
23		EVAN HINSON - So. - G - 6-4 - 240 - Deltona, Fla. MIN PTS RBS AST FG% 3FG% FT% 10.1 3.4 1.4 0.1 41.2 40.0 72.7	- Also a member of the Gamecock football team - First career start vs. Vanderbilt (Jan. 6), tallied a career high six points with two rebounds - Scored five points, with an assist and block in career high 16 min. at Alabama (Jan. 9) - Hit two early 3s in win at Georgia (Jan. 13), making third-straight start; finished with a career high eight points, in career high 19 minutes
25		CHRISTIAN SCHMITT - So. - G - 5-11 - 180 - Mars, Pa. MIN PTS RBS AST FG% 3FG% FT% 2.0 0.0 0.0 0.0 0.0 0.0 0.0	- Saw action in five games last season - Played a season high three minutes in win over SC State - Saw action in win vs. WMU (Nov. 13) - Saw court time vs. UTEP (Nov. 17), and Limestone (Dec. 27)
30		CHRIS SILVA - Jr. - F - 6-9 - 223 - Libreville, Gabon MIN PTS RBS BLK FG% 3FG% FT% 24.1 14.2 7.9 1.3 48.9 40.0 76.4	- 18 points, 5 rebounds in 17 minutes vs. Missouri (Jan. 3) - Career high 27 points, hitting nine baskets and nine at the free throw line, while also pulling down eight rebounds vs. Vanderbilt (Jan. 6)/16.4 ppg, 8.4 rpg over last five games - Foul trouble at Alabama (Jan. 9) and was held to just 18 minutes; 9 points, 2 steals - 14 points, 9 rebounds, team high four assists and two blocks, in win at UGA (Jan. 13)
33		JASON CUDD - Fr. - F - 7-1 - 255 - Myrtle Beach, S.C. MIN PTS RBS BLK FG% 3FG% FT% 6.5 1.3 1.0 0.1 40.0 0.0 75.0	- Saw first college action in win vs. WMU (Nov. 13) - Played season high nine minutes in win vs. UMass (Dec. 2), collecting an assist - Scored four points and pulled down two rebounds vs. Limestone (Dec. 27) - Played a season high nine minutes of action vs. Missouri (Jan. 3) - Provided spark off the bench vs. Vandy, collecting a block, an assist, a dunk and 3 rebounds

BY THE NUMBERS

17

> Graduate student guard Frank Booker led Carolina with 17 points off the bench in the win at Georgia. He connected on five shots, including two clutch 3s late in the second half to help propel the Gamecocks to the win.

10+

> The Gamecock defense has forced 10 or more turnovers in 16 games this season, most recently forcing Georgia into 14 turnovers. Carolina is averaging 17.1 points off of opponent turnovers this season.

70+

> South Carolina is a perfect 10-0 this season when hitting the 70-point mark following the Jan. 6, 71-60 victory over Vanderbilt.

10.6

> Chris Silva ranks among eighth nationally with 144 free throw attempts on the year (8.47 per game). He added 10 more, connecting on eight, in the win at Georgia. In league games, he averages 10.60 attempts per game.

7

> South Carolina committed a season low seven turnovers in the win at Georgia, and the Bulldogs scored just six points off of those turnovers, which matched an opponent season low in the category.

A CAROLINA WIN WOULD...

- > Snap a four-game losing streak to the Wildcats
- > Improve the Gamecocks' SEC record to an even 3-3 on the year
- > Improve Martin's record vs. the Wildcats to 2-6
- > Improve the Gamecocks' record at home this season to 7-1

KEY STAT

> South Carolina pulled down a season high 18 offensive rebounds in last Saturday's win at Georgia, scoring 14 second chance points. The Gamecocks rank tied for third in the SEC in overall games with an average of 12.5 offensive boards per game, and in strictly SEC games, Carolina ranks first with 13.4 per contest, thanks in part to 3.6 per league game collected by Chris Silva. The Gamecocks average 11.2 second-chance points per contest this season (overall games), compared to just 7.1 by opponents.



Last season South Carolina advanced to the school's first Final Four. Carolina posted a 93-73 win over Marquette in the NCAA Tournament First Round, its first Tournament victory since 1973. The Gamecocks went on to defeat three of the East Region's top four seeds in No. 2 Duke, No. 3 Baylor and No. 4 Florida, en route to a school record 26 wins and a berth in the Final Four in Phoenix.

> South Carolina played six of its first seven games away from home to begin the 2017-18 campaign, posting a 4-2 record during the stretch.

> Martin is joined on the bench by assistant coaches Perry Clark (fifth season), Chuck Martin (first season) and Bruce Shingler (second season), and director of basketball operations Andy Assaley in his sixth season.

> Clark brings 19 years of head coaching experience to the bench, as he served the combined years as head coach at Tulane, Miami (Fla.) and Texas A&M Corpus Christi, while Chuck Martin served as head coach at Marist for five campaigns.

> Martin is 90-87 (.506) all-time in league play. In his 10 seasons leading a squad through a full slate of league games, his team has posted double-digit conference wins six times.

> South Carolina has improved its conference record in each of Frank Martin's five seasons leading the squad through the SEC slate. In his first SEC campaign (2013), Martin led his squad to four wins, followed by five win sin 2014, six in 2015, 11 in 2016 and 12 last season.

> South Carolina is in its 26th basketball season as a member of the Southeastern Conference. The Gamecocks are 169-262 (.392) all-time in SEC games.

> South Carolina has 14 games missed to injury this season: Hassani Gravett (3/right ankle sprain); Kory Holden (6/hamstring injury); David Beatty (1/elbow injury); Tommy Corchiani (4 games/left knee injury).

FRANK MARTIN

> South Carolina head coach Frank Martin is in his sixth season leading the Gamecocks and 11th season overall as a head coach in 2017-18. Martin, the 2017 Jim Phelan National Coach of the Year (CollegeInsider.com), led South Carolina to its first Final Four and a school record 26 wins a season ago. In his 10 seasons as a head coach, Martin has led his teams to at least 21 wins seven times, including a combined 51 wins for the Gamecocks over the course of the 2005-16 and 2016-17 seasons. Martin is a native of Miami, Fla., and a graduate of FIU.

> Prior to his time on the sidelines in the college ranks, Martin spent 15 years in high school coaching in Miami, Fla., including the last seven as a head coach. He was part of five state championships as an assistant at Miami Senior High School (1985-93), before earning two titles as the program's head coach (1995-98). Highlighting Martin's stint as the head coach of the program were consecutive 30-win seasons and consecutive Florida 6A State Championships in 1996 and 1997, with his 1997 squad earning a 36-1 overall record and ranking No. 4 in the USA Today Top 25 Poll. He also served as the head coach at North Miami Senior High School (1993-95) and one season at Booker T. Washington High School (1999-2000).

SCOUTING THE GAMECOCKS

> South Carolina owns an 11-6 overall record this season and a 2-3 mark in SEC games after splitting a pair of road contests last week, suffering a 76-62 loss at Alabama, before posting a big 64-57 road win at former SEC East foe Georgia on Saturday.

> South Carolina is 6-1 in games played at home this season, most recently posting a 71-60 win over Vanderbilt on Jan. 6.

> Graduate student guard Frank Booker hit a pair of clutch 3s in the second half at Georgia, the first breaking a 49-all lead, and the second pushing Carolina's lead to nine with 1:22 to play. He had 17 for the game, his second-highest output of the SEC campaign. > Booker's seven rebounds in the win at Georgia also marked a career high.

> Juinor guard Hassani Gravett looks back to full speed after missing the first three league games due to a sprained right ankle. Gravett hit a pair of 3s in the win at Georgia, and was 5-of-6 at the free throw line, including some late to help clinch the win.

> Junior forward Chris Silva paces the Gamecocks with 14.2 points and 7.9 rebounds per game this season. He tallied 14 points, pulled down a team high nine rebounds and also dished a career best four assists in the victory at Georgia.

> In home games, Silva's 15.3 points and 7.6 rebounds per game are team highs. Booker (12.0) and Gravett (10.6) both also average double-figure points in home contests.

> In the SEC stats (overall games), South Carolina is second in scoring defense (65.1), fifth in rebounding offense (38.6), seventh in turnover margin (+1.8) and tied for third with 12.5 offense rebounds per game.

SCOUTING THE WILDCATS

> Kentucky enters Tuesday night's matchup with a 14-3 overall record and a 4-1 mark in SEC games.

> The Wildcats are led by head coach John Calipari in his ninth season.

> Most recently UK posted a 74-67 win on the road at Vanderbilt behind a game high 22 points from Shai Gilgeous-Alexander. He hit 7-of-11 from the floor and 7-of-10 from the free throw line. He also had six assists in 39 minutes of action.

> Kentucky's other three SEC wins this season are vs. Georgia, at LSU and vs. Texas A&M.

> Five average double-figure points for the Wildcats, led by freshman forward Kevin Knox's 14.2 per game. Hamidou Diallo (13.8), Gilgeous-Alexander (12.4), PJ Washington (11.0) and Quade Green (10.7) also average double-figures.

STAT COMPARISON

	SC	UK	NCAA Rank
Record	11-6	14-3	108/22
Conference Record	2-3	4-1	-
Current Streak	W1	W2	-
Scoring Avg.	70.9	78.3	264/91
Opponent Scoring Avg.	65.1	69.6	33/114
Scoring Margin	+5.8	+8.6	123/79
Field Goal %	.410	.488	322/32
Opponent Field Goal %	.411	.410	69/65
3-Point Field Goal %	.327	.362	282/125
Opponent 3-Point Field Goal %	.346	.294	177/12
3-Point Field Goal Made PG	6.8	5.2	252/337
3-Point Field Goal Attempts PG	20.9	14.3	247/347%
Free Throw %	.677	.682	272/260
Opponent Free Throw %	.681	.680	-
Rebounding Avg.	38.6	38.3	65/72
Opponent Rebounding Avg.	32.8	33.3	-
Rebounding Margin	+5.8	+5.0	44/58
Turnovers Avg.	13.8	14.0	211/223
Opponent Turnover Avg.	15.6	13.1	53/233
Assists Avg.	12.8	14.8	254/124
Blocks Avg.	3.5	5.5	154/23
Steals Avg.	5.4	6.4	277/186

% indicates total attempts

NCAA stats games through Jan. 14

ASSOCIATED PRESS TOP 25

Jan. 15, 2018

Rk.	Team	Record	Pts.
1	Villanova (63)	16-1	1,623
2	Virginia (1)	16-1	1,527
3	Purdue (1)	17-2	1,411
4	Oklahoma	14-2	1,371
5	Duke	15-2	1,319
6	West Virginia	15-2	1,304
7	Wichita State	15-2	1,283
8	Texas Tech	15-2	1,276
9	Michigan State	16-3	1,062
10	Kansas	14-3	1,032
11	Xavier	16-3	928
12	Cincinnati	15-2	858
13	Gonzaga	16-3	829
14	Arizona	14-4	723
15	North Carolina	14-4	666
16	Arizona State	14-3	639
17	Auburn	16-1	523
18	Kentucky	14-3	487
19	Seton Hall	15-3	455
20	Clemson	15-2	444
21	Tennessee	12-4	358
22	Ohio State	15-4	276
23	Michigan	15-4	233
24	TCU	13-4	196
25	Miami	13-3	143

Others receiving votes: Creighton 56, Rhode Island 39, Florida State 25, Nevada 23, Saint Mary's 19, New Mexico State 4, Louisville 2, Florida 1

Dropped from rankings: Florida State 23, Creighton 25

ESPN/USA TODAY TOP 25

Jan. 15, 2018

Rk.	Team	Record	Pts.
1	Villanova (31)	16-1	798
2	Virginia	16-1	757
3	Purdue (1)	17-2	678
4	Wichita State	15-2	664
5	Duke	15-2	638
6	Oklahoma	14-2	632
7	West Virginia	15-2	624
8	Texas Tech	15-2	607
9	Michigan State	16-3	513
10	Kansas	14-3	501
11	Cincinnati	15-2	446
12	Xavier	16-3	442
13	Gonzaga	16-3	414
14	North Carolina	14-4	298
14	Arizona State	14-3	298
16	Kentucky	14-3	272
17	Arizona	14-4	271
18	Clemson	15-2	242
19	Seton Hall	15-3	239
20	Auburn	16-1	213
21	Tennessee	12-4	187
22	Ohio State	15-4	109
23	Miami	13-3	108
24	Michigan	15-4	107
25	TCU	13-4	103

Others receiving votes: Creighton 77, Saint Mary's 43, Florida State 34, Nevada 23, Notre Dame 18, Rhode Island 16, Boise State 7, UCLA 5, Florida 5, Baylor 4, New Mexico State 2, Oklahoma State 2, Middle Tennessee 2, Louisiana 1

Dropped from rankings: Creighton 22, Notre Dame 25

> Kentucky hit 53.5% (24-43) from the field in the win at Vanderbilt, and held the Commodores to just 38.2%.

> In the SEC stats (overall games), Kentucky is third in field goal percentage (48.8), seventh in field goal percent defense (41.0), first in 3-point field goal percent defense (29.4), and fifth in blocked shots (5.5).

> The Wildcats are 2-1 in road games this season, with both wins in SEC play, at LSU and at Vanderbilt.

> Kentucky is 3-3 in games played away from home, with a neutral site win vs. Monmouth, and neutral site losses vs. Kansas and UCLA.

BY THE NUMBERS

1.1 - Graduate student guard Frank Booker's 1.1 steals per game leads the Gamecocks this season.

3.6 - Junior guard Hassani Gravett paces Carolina with 3.6 assists per game this season. He has eight games this season with at least three assists, and four with five or more, including a career high nine vs. Illinois State on Nov. 16.

6-3 - South Carolina was 6-3 last season in games against opponents ranked in the top 25.

8+ - South Carolina has posted at least eight made 3-pointers in 10 of 17 games this season.

+7.6 - Carolina holds a +7.6 rebound margin over its opponent in home games this season.

7 - Junior forward Chris Silva is just seven blocks away from cracking the Gamecock career top-10 in the category.

10+ - Chris Silva has five games with at least 10 rebounds this season. Last season, the Libreville, Gabon, native had six double-digit rebound performances, including a career high 13 rebounds in the Final Four matchup vs. Gonzaga.

23 - The Gamecocks forced 23 UTEP turnovers on Dec. 17, marking the most turnovers in a game by a Carolina opponent since Alabama had 24 turnovers in the 4OT contest last season at Colonial Life Arena (Feb. 7, 2017).

35 - Junior forward Chris Silva played a career high 35 minutes in the Dec. 9 win vs. Coastal Carolina, and matched that with 35 minutes in the win at Georgia on Jan. 13.

39 - Grad transfer guard Frank Booker has 39 3s on the year, which is a team high. He has hit at least three 3s in nine of Carolina's 17 games this season and is averaging 41.5 percent from beyond the arc.

42 - South Carolina tallied a season high 42 points in the paint in the win at FIU on Nov. 27, paced by Chris Silva's then-career high 26 points. The Gamecocks currently average 28.8 points in the paint per game.

70+ - South Carolina is 10-0 this season when scoring 70 or more points. Since the beginning of the 2016-17 campaign, the Gamecocks are 27-4 when scoring 70 or more.

72 - Junior Kory Holden is just 72 points away from reaching 1,000 for his career. He tallied 892 points in just two seasons at Delaware.

110 - Junior forward Chris Silva ranks 12th nationally with 110 made free throws this season.

UP NEXT

> South Carolina continues its homestand on Saturday when No. 21/21 Tennessee travels to Columbia. Tip time vs. the Vols is set for 6 p.m. ET on ESPN2 with Beth Mowins (play-by-play) and Jimmy Dykes (analyst) on the call.

CAROLINA BENCH PRODUCTION

GAME	SC-OPP	DIFF.	BENCH SCORER
at Wofford	28-5	+23	Haase/Myers, 10
West. Michigan	24-12	+12	Beatty/Haase, 7
vs. Illinois State	19-33	-14	Beatty, 7
vs. UTEP	24-12	+12	Holden, 11
vs. West. Mich.	30-22	+8	Myers, 14
at FIU	4-11	-7	Haase, 4
vs. Temple	21-25	-4	Beatty, 13
UMass	14-20	-6	Haase, 11
Wyoming	19-15	+4	Haase, 17
Coastal Carolina	18-33	-15	Haase, 7
at Clemson	25-4	+21	Myers, 10
Limestone	30-18	+12	Haase/Myers, 5
at Ole Miss	18-28	-10	Beatty/Haase, 9
Missouri	18-19	-1	Beatty/Haase, 6
Vanderbilt	13-26	-13	Hinson, 6
at Alabama	16-35	-19	Gravett, 7
at Georgia	32-20	+12	Booker, 17
Kentucky			
Tennessee			
at Florida			
Texas Tech			
Miss. State			
at Texas A&M			
at Arkansas			
Florida			
at Tennessee			
Auburn			
Georgia			
at Miss. State			
LSU			
at Auburn			

SPECIALTY STATS

(PP) points in paint; (OT) points off turnovers; (2nd) second chance points; (FB) fast break points

(South Carolina-Opponent)

GAME	PP	OT	2ND	FB
at Wofford	20-14	13-14	9-8	0-0
West. Michigan	32-30	16-13	13-8	11-10
vs. Illinois State	16-22	20-13	12-3	5-6
vs. UTEP	28-20	26-15	14-4	13-2
vs. West. Mich.	36-20	28-6	14-5	11-5
at FIU	42-30	25-18	12-4	13-11
vs. Temple	26-38	20-18	9-10	2-9
UMass	36-24	21-15	9-6	12-12
Wyoming	28-20	24-12	15-7	8-9
Coastal Carolina	24-28	11-16	10-14	2-7
at Clemson	28-16	15-16	11-10	2-4
Limestone	34-8	16-12	14-3	8-2
at Ole Miss	22-20	7-16	11-2	7-4
Missouri	28-16	6-17	12-10	4-11
Vanderbilt	32-20	16-15	8-5	0-5
at Alabama	20-44	17-14	3-12	4-8
at Georgia	12-16	9-6	14-10	0-2
Kentucky				
Tennessee				
at Florida				
Texas Tech				
Miss. State				
at Texas A&M				
at Arkansas				
Florida				
at Tennessee				
Auburn				
Georgia				
at Miss. State				
LSU				
at Auburn				
SC Total	464	290	190	102
SC Average	27.3	17.1	11.2	6.0
Opp Total	36884	236	121	107
Opp Average	22.6	13.9	7.1	6.3

UNIVERSITY INFORMATION

Location..... Columbia, S.C.
 Founded..... 1801
 Enrollment..... 34,099
 Nickname..... Gamecocks
 Colors Garnet (PMS 202) and Black
 National Affiliation NCAA Division I
 Conference..... Southeastern (SEC)
 Athletics Web Address www.GamecocksOnline.com
 University Web Address..... www.sc.edu
 President Dr. Harris Pastides
 NCAA Representative Dr. Valinda Littlefield
 Athletics Director..... Ray Tanner
 Basketball Administrator/Exec. Assoc. AD Jeff Crane

BASKETBALL STAFF/INFORMATION

Head Coach Frank Martin
 Alma Mater Florida International, '93
 Record At South Carolina/Seasons 107-80 (.572), 6th seasons
 Overall Record/Seasons 224-134 (.625), 11th seasons
 Assistant Coach Perry Clark (Gettysburg, '74)
 Assistant Coach Chuck Martin (Monmouth, '93)
 Assistant Coach Bruce Shingler (St. Augustine's College, '05)
 Director of Basketball Operations Andy Assaley (Cincinnati, '96)
 Strength & Conditioning Coach..... Scott Greenawalt (Muskingum College, '98)
 Athletic Trainer Mark Rodger (Buffalo, '01)
 Video Coordinator Jay Gibbons (Clayton State, '03)
 Student-Athlete Development Doug Edwards (Florida State, '07)
 Special Assistant to the Head Coach..... Jarett Gerald (South Carolina, '11)
 Director of Social Media..... Dushawn Davis (Coastal Carolina, '11)
 Administrative Assistant John Reynolds (The Citadel, '11)
 Graduate Assistant Manager..... Brian Steele (South Carolina '16)
 Student Assistant Coach TeMarcus Blanton
 Student Assistant Coach Justin McKie (South Carolina '17)
 Dir. Athl. Comm./PR - MBB Emily Miles (Ball State, '03)
 Home Arena..... Colonial Life Arena
 Capacity..... 18,000
 Arena General Manager..... Sid Kenyon
 Press Row Phone Number..... 803-777-6182

BASKETBALL HISTORY

First Year of Basketball..... 1908
 All-Time Record..... 1,403-1,229-1 (.532)
 Overall Postseason Record..... 30-20 (.600)
 NCAA Tournament Appearances..... 9 (1971, 1972, 1973, 1974, 1989, 1997, 1998, 2004, 2017)
 NCAA Tournament Record..... 8-10
 Last NCAA Tournament Appearance..... 2017, Final Four, 77-73 L to Gonzaga
 NIT Appearances 12 (1969, 1975, 1978, 1983, 1991, 1996, 2001, 2002, 2005, 2006, 2009, 2016)
 NIT Record 22-10
 Last NIT Appearance 2016, L vs. Georgia Tech, 83-66
 Conference Championships/Titles..... SoCon Regular Season (1927, 1933, 1934, 1945); SoCon Tournament Champion (1933); ACC Regular Season (1970); ...ACC Champion (1971); SEC Regular Season (1997); SEC East Division Co-Champions (2009)

TEAM INFORMATION

2016-17 Record 26-11
 Southeastern Conference Record/Finish 12-6/t-3rd
 SEC Tournament Record 0-1
 Postseason NCAA Final Four
 Letterwinners Returning/Lost..... 7/8
 Starters Returning/Lost 2/3
 *based on final game starters from 2016-17 season
 Newcomers 7
 Roster Breakdown 2 graduate, 0 seniors, 3 juniors,
 5 sophomores, 5 freshmen



SOUTHEASTERN CONFERENCE STANDINGS

As of Jan. 15

Team	Conference	Overall
Auburn	4-0	16-1
Florida	4-1	12-5
Kentucky	4-1	14-3
Alabama	3-2	11-6
Ole Miss	3-2	10-7
Tennessee	3-2	12-4
LSU	2-2	11-5
Missouri	2-3	12-5
Arkansas	2-3	12-5
Georgia	2-3	11-5
South Carolina	2-3	11-6
Mississippi State	1-3	13-4
Vanderbilt	1-4	6-11
Texas A&M	0-5	11-6

COACHES TELECONFERENCE

The SEC men's basketball coaches teleconference begins January 8 and runs through March 12. Media representatives wishing to participate in the teleconference should contact the SEC Communications Department for further details. Each coach will appear on the teleconference for seven minutes. All SEC basketball teleconferences can be listened to on the internet at www.secsports.com shortly after the conclusion of the teleconference.

ORDER OF APPEARANCE

(All Times Eastern)

11:00 a.m. Bryce Drew, Vanderbilt
 11:07 a.m. Mike White, Florida
11:14 a.m. Frank Martin, South Carolina
 11:21 a.m. Mark Fox, Georgia
 11:28 a.m. Will Wade, LSU
 11:35 a.m. John Calipari, Kentucky
 11:42 a.m. Rick Barnes, Tennessee
 11:49 a.m. Mike Anderson, Arkansas
 11:56 a.m. Avery Johnson, Alabama
 12:03 a.m. Bruce Pearl, Auburn
 12:10 a.m. Andy Kennedy, Ole Miss
 12:17 a.m. Ben Howland, Miss. State
 12:24 a.m. Cuonzo Martin, Missouri
 12:31 a.m. Billy Kennedy, Texas A&M

In addition, the SEC men's basketball teams who make it to postseason will be on a teleconference on Monday, March 12 beginning at 10:00 a.m. CT.

INTERVIEW POLICIES

All interview requests must be made in advance to SID Emily Miles in the South Carolina Athletics Communications and Public Relations Department. Beginning with the start of practice in October, Miles will release a weekly coach and student-athlete availability schedule to media.

Post-Game Interview Policy: After each home game, the visiting coach will address the media first, followed by South Carolina student-athletes then South Carolina head coach Frank Martin. (Depending on deadline, this may be altered on a game-by-game basis).

Road Interview Policy: Interviews with Coach Martin and Gamecock student-athletes while on the road will be scheduled according to the home post-game media procedure.

All interviews are to be coordinated through the Communications and Public Relations Department. This allows the staff to arrange the interview when it best suits the student-athlete's and the reporter's schedules. Please contact the Communications and Public Relations Department in advance to make your interview requests. Media are not permitted to contact student-athletes on their own at any time.

All interviews will take place at the designated media interview site for that day as listed in the weekly availability schedule or in the Communications and Public Relations Department.

Dormitory, apartment and cell phone numbers for student-athletes will not be provided to the media. Should you need to conduct a telephone interview with a student-athlete, a call will be placed to you from the student-athlete at a mutually agreeable time.

SOUTH CAROLINA COMMUNICATIONS & PR

EMILY MILES, PRIMARY CONTACT DIRECTOR

cell: 803-727-3284
 e-mail: efeeny@mailbox.sc.edu
 Twitter: @EmilyMiles_SID
 Website: www.GamecocksOnline.com
 Facebook: www.Facebook.com/GamecockMBB
 Twitter: @GamecockMBB
 Instagram: @GamecockMBB

THE SERIES

> Kentucky leads the all-time series with South Carolina 51-11, including a 22-7 upperhand in games played in Columbia.

> The Wildcats have won four straight in the series, including two straight in Columbia.

> Below is a breakdown of the all-time series and a look at the last 10 meetings:

KENTUCKY (11-51)

H: 7-22; A: 2-27; N: 2-4

J. 22, 2011	H	58-67	L
F. 19, 2011	A	59-90	L
J. 7, 2012	A	64-79	L
F. 4, 2012	H	52-86	L
F. 5, 2013	A	55-77	L
M. 1, 2014	H	72-67	W
J. 24, 2015	H	43-58	L
F. 14, 2015	A	43-77	L
F. 13, 2016	H	62-89	L
J. 21, 2017	A	69-85	L

CAROLINA TRENDS UNDER MARTIN

Gamecock trends under Frank Martin ...

> South Carolina is 70-40 when posting at least six made 3s in a game.

- South Carolina posted 11 3s in the season-opening win at Wofford on Nov. 10.

> South Carolina is 84-32 when scoring more points in the paint than its opponent.

- The Gamecocks out-scored Limestone 34-8 in points in the paint in the Dec. 27 win.

> South Carolina is 88-37 when holding its opponents to under 45 percent from the field.

- South Carolina held Georgia to just 35.3% (18-51) in the win in Athens on Jan. 13.

> South Carolina is 86-31 when out-rebounding its opponent.

- South Carolina out-rebounded Vanderbilt 41-34 on Jan. 6.

VANDERBILT GAME NOTES

> South Carolina is 10-0 during the 2017-18 campaign when scoring 70-plus.

> Junior guard Hassani Gravett missed his third straight contest with a sprained right ankle.

> Today's contest marked junior forward Chris Silva's ninth game this season with at least eight free throw attempts, and his seventh game with double-digit free throw attempts. He went 9-for-12 from the foul line Saturday night, his seventh game with at least eight makes at the charity stripe in 2017-18.

> Silva dropped a new career-high 27 points in 31 minutes. His previous career-high was 26 in the team's blow-out win at FIU (Nov. 27).

> Graduate transfer guard Wesley Myers scored a season-high 17 points, all coming in the second half on Saturday. He went 8-for-12 at the foul line in tonight's game.

> Sophomore wing Evan Hinson started his first career game as a Gamecock. He scored a career-high six points in 13 minutes.

ALABAMA GAME NOTES

> Junior guard Hassani Gravett made his 2018 SEC debut after missing the first three games of league play with an ankle injury. He played 15 minutes off the bench and scored seven points.

> Graduate transfer guard Wesley Myers scored in double figures for the third straight game, finishing with 15 points in a game-high 30 minutes of work.

> Sophomore wing Evan Hinson, who is also a tight end on the South Carolina football team, made his second consecutive start and played a career-high 16 minutes. He scored five points, had two rebounds and a block.

> Sophomore forward Maik Kotsar finished with 10 points, his first double-figure outing since scoring 13 vs. Limestone (Dec. 27).

> The Gamecock defense held Alabama leading-scorer Collin Sexton to just five points on 2-of-8 shooting. The freshman guard came into the game averaging 20.6 points per game, which leads the SEC.

GEORGIA GAME NOTES

> Today's victory marks Carolina's first road win in league play and its second-straight win at Stegeman Coliseum.

> Graduate transfer guard Frank Booker scored ten of his team-high 17 points in the second half. He also pulled down a career-high seven rebounds. Booker made a huge 3 down the stretch to push the lead to nine, 59-50, with 1:22 remaining.

> Redshirt junior point guard Hassani Gravett scored 11 points in his return to his home state of Georgia on Saturday.

> Junior big man Chris Silva matched a career-high with 35 minutes. He was effective on both ends of the floor finishing with 14 points, nine rebounds, a career-high four assists and two big blocks.

> Silva went 8-for-10 at the free throw line marking his eighth game of the season with eight or more makes at the charity stripe. He, Booker (5-for-7) and Gravett (5-for-6) went a combined 18-for-23 (78 percent) at the foul line.

> Sophomore wing Evan Hinson, who started his third-straight game Saturday afternoon, scored a career-high eight points in 19 minutes.

SILVA NAMED TO SEC COACHES PRESEASON ALL-SEC SECOND TEAM

> Junior forward Chris Silva was named to the SEC Coaches Preseason All-SEC Second Team, the conference office announced on Nov. 10 ahead of the official start of the 2017-18 campaign. Silva is Carolina's top returning scorer (10.2), rebounder (6.1) and shot blocker (1.4) and a veteran leader of this year's squad. Silva posted 21 double-figure scoring games last season with five double-doubles, including in South Carolina's Final Four matchup versus Gonzaga when he scored 13 points and pulled down a career-high 13 rebounds. In league play in 2017, Silva averaged 10.6 points and 5.0 rebounds per outing, while hitting 54.7 percent from the field.

FUN FACT

> Did you know? Gamecock players combine to speak nine different languages, below is a breakdown:

Famouke Doumbia: English, French, Bambara, Malinké

Silva: English, French, Portuguese

Kotsar: English, Estonian

Gueye: English, Wolof, French

Booker: English, Icelandic

Haase: English, Spanish

INFINITI COACHES CHARITY CHALLENGE

> University of South Carolina head men's basketball coach Frank Martin has teamed up with the South Carolina Center for Fathers and Families in the Infiniti Coaches Charity Challenge, which is underway. Forty-eight coaches are participating in this year's Challenge, and the coach with the most votes after four rounds wins \$100,000 for his charity. Fans can vote for Coach Martin up to three times per day, by visiting the contest website, InfinitiTimeout.com, and on Twitter and Instagram social media platforms. On social media, vote by using the #Timeout2Vote AND #CoachFrankMartin hashtags together, or by using #Timeout2Vote and

@FrankMartin_SC together. Ask your followers to retweet with the hashtags as well, every social post with the hashtags equal a vote. The first round of voting ends on Jan. 21 and each coach that advances to the second round will receive \$7,500 for his charity. The winner of the Coaches Charity Challenge will be announced on March 11.

BOWEN SIGNS WITH GAMECOCKS

South Carolina head coach Frank Martin announced on Jan. 10 that Brian Bowen (F -- 6-7 -- 195 -- La Porte, Ind./La Lumiere School/Louisville) has enrolled at the University and has joined the Gamecock men's basketball team. Based on NCAA transfer rules, Bowen will have to sit for two semesters before being eligible to play.

Below is a brief bio on Bowen, and a quote from Martin:

- Consensus five-star recruit
- 2017 McDonald's High School All-American
- Ranked 14th in the ESPN 100 for the Class of 2017, 19th by 247sports.com and 21st nationally according to Rivals
- Averaged 21 points and seven rebounds per game during senior season
- Named the 2017 Gatorade State Player of the Year in Indiana
- Helped La Lumiere capture the Dick's Sporting Goods National Tournament title as a senior, scoring 15 points in the title-game victory
- Named 2017 Jordan Brand Classic MVP (East), after scoring 26 points, hitting 10-of-13 shots overall, including a 6-of-7 mark from beyond the arc, in just 20 minutes of action
- Transferred to La Lumiere following sophomore season from Arthur Hill High School in Saginaw, Mich.
- At Arthur Hill, averaged 19 points, 14 rebounds and four assists per game leading his squad to the Class A state championship game

Martin on Bowen: "Brian is an exceptional young man and a basketball player with a very high IQ for the game. He brings a high-level skill set to the court and will make an immediate impact on our team with him joining us on the practice courts this week. He is a strong, athletic small forward, who can really shoot the ball and rebound."

Brian deserves a fresh start and I would like to thank our University administration, President Pastides, our Board of Trustees and Ray Tanner for their hard work and guidance in helping Brian become a member of our Gamecock family."

"What better coach is there to help Brian grow as a student-athlete and more importantly as a young man than Frank Martin and his staff," South Carolina Athletics Director Ray Tanner said. "Over the coming months, we will work diligently with the NCAA through our compliance office to ensure that Brian is eligible for competition."

Bowen, who signed with Louisville in summer 2017, spent the fall semester enrolled at the school but did not play.

LAST SEASON VS. KENTUCKY

GAME 19 - 5/5 KENTUCKY 85, 24/24 CAROLINA 69 JAN. 21, 2017/LEXINGTON, KY/RUPP ARENA

LEXINGTON, Ky. - No. 24/24 South Carolina (15-4, 5-1 SEC) was handed its first conference loss of the season Saturday evening at Rupp Arena, as it fell 85-69 to No. 5 Kentucky (17-2, 7-0 SEC). Senior Sindarius Thornwell led all scorers with a new career-high 34 points.

The Wildcats forced three turnovers early and jumped out to a quick 7-0 lead. They extended the lead to 10, 13-3, at the first media timeout with 15:52 left. A transition hoop by Malik Monk pushed the lead to 23-6, forcing head coach Frank Martin to take a timeout with 11:26 to go. Carolina had eight turnovers and was 2-for-7 (29 percent) from the field to begin the contest. Kentucky started the game 9-for-13 (69 percent).

Redshirt sophomore Hassani Gravett came off the bench and knocked down a 3 from the right wing, trimming the deficit to 28-15 with 8:03 to go in the first half. The Villa Rica, Ga., native, continued to swing momentum back in the Gamecocks favor as he had two steals and two transition hoops to make it 30-21 with 6:43 left.

Thornwell then threw down a huge dunk to cap an 8-0 run, bringing Carolina within seven, 30-23, at the under eight media timeout with 5:46 to go. The Lancaster, S.C., native pushed the run to 12-0 after knocking down four-straight free throws to bring the Gamecocks within three, 30-27, with 4:39 on the clock. Derek Willis knocked down a 3 to end the draught for the Wildcats on the ensuing possession to bring the score to 33-27 at the final media timeout of the first half with 3:53 to go.

Kentucky pushed its lead back to double-digits, but Thornwell was able to get to the rim to make it 39-31 with just over two minutes to go in the half. The Wildcats answered immediately as Monk drew contact from behind the arc and knocked all three free throws down to make it 42-31 with 1:58 on the clock.

Monk and Thornwell then exchanged 3s as the lead remained 11 with 42 seconds left in the half. Thornwell drove to the hole and drew a foul with 0.4 seconds left. He knocked down both shots at the charity stripe as the Gamecocks trailed by nine heading to halftime, 47-38.

Thornwell led all scorers at the break with 20 points (5-of-10 from the field, 9-of-10 from the free throw line). He had 19 points over a nine-minute stretch in the opening half. Gravett had seven to lead all bench players. Carolina shot 52 percent in the opening half (13-of-25), and Kentucky shot 65 percent (17-of-26).

The Gamecocks opened the second half on a 5-0 run, forcing a timeout by Wildcat head coach John Calapari with 18:28 to go and the score 47-42. Kentucky respond with a 7-0 run to push its lead back to double-digits, 55-44, forcing Martin to take a timeout with 16:09 remaining.

Two 3s from the left wing by sophomore TeMarcus Blanton cut the score to 60-52 with 13:40 to go, but the Wildcats pushed the lead back to 10, 64-54, at the under-12 media timeout with 11:39 on the clock.

Thornwell had a tip in put back off his own miss with 10:20 to go and made it 67-57. The basket marked his 28th point and a new career-high for the senior guard. A dunk by Edrice Adebayo put the lead back at 14, 71-57, at the next media timeout with 7:08 left in the game.

The Gamecocks got some solid looks down the stretch but were unable to breakthrough the final seven minutes, as Kentucky led by double-digits the rest of the way en route to the 85-69 victory.

GAME 19



Official Basketball Box Score - Game Totals - Final Statistics
South Carolina vs Kentucky
01-21-17 6:00 pm at Rupp Arena - Lexington, KY

South Carolina 69 • 15-4, 5-1

#	Player	FG	FGA	FT	FTA	Rebounds		PF	TP	A	TO	Blk	Stl	Min
						Off	Def							
21	KOTSAR, Malik	2-2	0-0	0-0	0-0	0	1	4	4	1	1	0	1	16
30	SILVA, Chris	1-2	0-0	1-2	1-3	4	4	3	0	3	0	0	0	9
00	THORNWELL, Sindarius	9-23	2-6	14-15	3-3	6	2	34	1	3	1	1	1	37
04	FELDER, Rakyim	1-6	0-3	1-2	0-3	3	2	3	1	4	0	0	0	19
10	NOTICE, Duane	2-7	0-4	0-0	1-0	1	1	4	4	1	0	1	1	37
02	GRAVETT, Hassani	3-4	1-1	0-0	0-1	1	4	7	0	1	0	1	1	12
05	BLANTON, TeMarcus	5-6	2-2	0-0	1-0	1	0	12	0	0	0	0	1	9
20	MCKIE, Justin	1-7	0-4	0-0	1-2	3	4	2	4	0	0	0	0	33
23	HINSON, Evan	0-0	0-0	0-0	0-0	0	0	0	0	0	0	0	0	1
24	KEITA, Sedee	0-1	0-0	0-0	2-1	3	2	0	0	0	0	0	2	17
31	HOLLIMAN, Jarrell	0-0	0-0	0-0	0-0	0	3	0	0	0	0	0	0	10
	Team					2	4							
	Totals	24-58	5-20	16-19	11-16	27	26	69	11	13	1	7	200	

FG % 1st Half: 13-25 52.0% 2nd half: 11-33 33.3% Game: 24-58 41.4% Deadball Rebounds 2.1
3FG % 1st Half: 2-5 40.0% 2nd half: 3-15 20.0% Game: 5-20 25.0%
FT % 1st Half: 10-12 83.3% 2nd half: 6-7 85.7% Game: 16-19 84.2%

Kentucky 85 • 17-2, 7-0

#	Player	FG	FGA	FT	FTA	Rebounds		PF	TP	A	TO	Blk	Stl	Min
						Off	Def							
03	Adebayo, Edrice	5-6	0-0	8-12	2-1	3	4	18	1	1	0	2	29	
32	Gabriel, Wenyen	4-9	3-8	0-0	1-4	5	1	11	2	0	1	1	27	
00	Fox, DeAaron	3-3	0-0	0-1	0-1	1	0	6	1	0	0	0	8	
05	Monk, Malik	9-14	4-7	5-6	0-3	3	0	27	1	4	1	2	36	
13	Briscoe, Isaiah	0-2	0-1	0-0	1-2	3	4	0	4	7	0	0	29	
01	Killebrew-Jones, Sacha	0-0	0-0	0-0	0-0	0	0	0	0	0	0	0	2	
14	Wynyard, Tai	0-0	0-0	0-0	0-0	0	0	0	0	0	0	0	1	
15	Humphries, Isaac	2-2	0-0	2-2	2-2	4	3	6	0	1	2	0	10	
20	Calapari, Brad	0-0	0-0	0-0	0-0	0	0	0	0	0	0	0	1	
25	Hawkins, Dominique	1-4	0-1	3-3	0-3	3	4	5	7	2	0	1	28	
25	Willis, Derek	4-8	1-3	3-4	1-6	7	0	12	1	2	1	0	29	
	Team					1	2	3						
	Totals	28-48	8-20	21-28	8-24	32	16	85	17	17	5	6	200	

FG % 1st Half: 17-26 65.4% 2nd half: 11-22 50.0% Game: 28-48 58.3% Deadball Rebounds 2
3FG % 1st Half: 5-12 41.7% 2nd half: 3-8 37.5% Game: 9-20 45.0%
FT % 1st Half: 8-9 88.9% 2nd half: 13-19 68.4% Game: 21-28 75.0%

Officials: Karl Hess, Ron Groover, Chuck Jones
Technical fouls: South Carolina-None. Kentucky-None.
Attendance: 24389

Score by periods	1st	2nd	Total
South Carolina	38	31	69
Kentucky	47	38	85

	In	Off	2nd	Fast	Bench
Points	Paint	T/O	Chance	Break	Bench
SC	38	18	14	12	21
UK	36	18	9	6	23

Last FG - SC 2nd-00:14, UK 2nd-01:27.
Largest lead - SC None, UK by 23 2nd-01:27.
SC led for 00:00, UK led for 39:50. Game was tied for 00:10.

Score tied - 0 times.
Lead changed - 0 times.

2017-18 SOUTH CAROLINA MEN'S BASKETBALL ROSTER

ROSTER BREAKDOWN

Returning Starters (2)

Maik Kotsar
Chris Silva
**based on final game of 2016-17 season*

Returning Letterwinners (7)

Tommy Corchiani
Hassani Gravett
Khadim Gueye
Evan Hinson
Maik Kotsar
Christian Schmitt
Chris Silva

Guards (8)

David Beatty
Frank Booker
Tommy Corchiani
Hassani Gravett
Evan Hinson
Kory Holden
Wesley Myers
Christian Schmitt

Forwards (7)

Jason Cudd
Ibrahim Famouke Doumbia
Khadim Gueye
Felipe Haase
Maik Kotsar
Justin Minaya
Chris Silva

By Height

Christian Schmitt (5-11)
Kory Holden (6-1)
Wesley Myers (6-1)
David Beatty (6-2)
Hassani Gravett (6-2)
Frank Booker (6-3)
Tommy Corchiani (6-3)
Evan Hinson (6-4)
Justin Minaya (6-5)
Ibrahim Famouke Doumbia (6-6)
Felipe Haase (6-9)
Chris Silva (6-9)
Maik Kotsar (6-10)
Khadim Gueye (7-0)
Jason Cudd (7-1)

Alphabetical Roster

No.	Name	Pos.	Ht.	Wt.	Cl.	Exp.	Hometown/High/Last School
0	David Beatty	G	6-2	205	FR	HS	Philadelphia, Pa./Imhotep Institute Charter High School
5	Frank Booker	G	6-3	208	GR	3VL/TR	Augusta, Ga./Westside/Oklahoma/FAU
20	Tommy Corchiani	G	6-3	180	SO	1VL	Raleigh, N.C./Ravenscroft High School
33	Jason Cudd	F	7-1	255	FR	HS	Myrtle Beach, S.C./Socastee
14	Ibrahim Famouke Doumbia	F	6-6	205	FR	HS	Bamako, Mali/Miami Country Day School
2	Hassani Gravett	G	6-2	187	R-JR	1VL/TR	Villa Rica, Ga./Alexander/Pensacola State College
12	Khadim Gueye	F	7-0	248	SO	1VL	Dakar, Senegal/Victory Rock Prep (Bradenton, Fla.)
13	Felipe Haase	F	6-9	249	FR	HS	Osorno, Chile/Miami (Fla.) Christian School
23	Evan Hinson	G	6-4	240	SO	1VL	Deltona, Fla./Deltona
1	Kory Holden	G	6-1	197	R-JR	2VL/TR	Salisbury, Md./J.M. Bennett/Delaware
21	Maik Kotsar	F	6-10	260	SO	1VL	Tallinn, Estonia/Sunrise Christian Academy (Wichita, Kan.)
10	Justin Minaya	F	6-5	210	FR	HS	Harrington Park, N.J./Northern Valley at Old Tappan
15	Wesley Myers	G	6-1	193	GR	3VL/TR	Brooklyn, N.Y./Boys and Girls High School/Niagara/Maine
25	Christian Schmitt	G	5-11	180	SO	1VL	Mars, Pa./Mars Area
30	Chris Silva	F	6-9	223	JR	2VL	Libreville, Gabon/Roselle (N.J.) Catholic

Numerical Roster

No.	Name	Pos.	Ht.	Wt.	Cl.	Exp.	Hometown/High/Last School
0	David Beatty	G	6-2	205	FR	HS	Philadelphia, Pa./Imhotep Institute Charter High School
1	Kory Holden	G	6-1	197	R-JR	2VL/TR	Salisbury, Md./J.M. Bennett/Delaware
2	Hassani Gravett	G	6-2	187	R-JR	1VL/TR	Villa Rica, Ga./Alexander/Pensacola State College
5	Frank Booker	G	6-3	208	GR	3VL/TR	Augusta, Ga./Westside/Oklahoma/FAU
10	Justin Minaya	F	6-5	210	FR	HS	Harrington Park, N.J./Northern Valley at Old Tappan
12	Khadim Gueye	F	7-0	248	SO	1VL	Dakar, Senegal/Victory Rock Prep (Bradenton, Fla.)
13	Felipe Haase	F	6-9	249	FR	HS	Osorno, Chile/Miami (Fla.) Christian School
14	Ibrahim Famouke Doumbia	F	6-6	205	FR	HS	Bamako, Mali/Miami Country Day School
15	Wesley Myers	G	6-1	193	GR	3VL/TR	Brooklyn, N.Y./Boys and Girls High School/Niagara/Maine
20	Tommy Corchiani	G	6-3	180	SO	1VL	Raleigh, N.C./Ravenscroft High School
21	Maik Kotsar	F	6-10	260	SO	1VL	Tallinn, Estonia/Sunrise Christian Academy (Wichita, Kan.)
23	Evan Hinson	G	6-4	240	SO	1VL	Deltona, Fla./Deltona
25	Christian Schmitt	G	5-11	180	SO	1VL	Mars, Pa./Mars Area
30	Chris Silva	F	6-9	223	JR	2VL	Libreville, Gabon/Roselle (N.J.) Catholic
33	Jason Cudd	F	7-1	255	FR	HS	Myrtle Beach, S.C./Socastee

Head Coach: Frank Martin (Florida International, '93)

Assistant Coach: Perry Clark (Gettysburg, '74)

Assistant Coach: Chuck Martin (Monmouth, '93)

Assistant Coach: Bruce Shingler (St. Augustine's College, '05)

Director of Basketball Operations: Andy Assaley (Cincinnati, '96)

Strength & Conditioning Coach: Scott Greenawalt (Muskingum College, '98)

Athletic Trainer: Mark Rodger (Buffalo, '01)

Video Coordinator: Jay Gibbons (Clayton State, '03)

Student-Athlete Development: Doug Edwards (Florida State, '07)

Special Assistant to the Head Coach: Jarett Gerald (South Carolina, '11)

Director of Social Media: Dushawn Davis (Coastal Carolina, '11)

Administrative Assistant: John Reynolds (The Citadel, '11)

Graduate Student Manager: Brian Steele (South Carolina, '16)

Student Assistant Coach: TeMarcus Blanton

Student Assistant Coach: Justin McKie (South Carolina, '17)

Director of Athletics Communications and Public Relations: Emily Miles (Ball State, '03)

TOP RETURNING ...

Scorer.....Silva, 10.2 ppg
RebounderSilva, 6.1 rpg
Assist Maker..... Gravett, 1.4 apg
FG Shooter *.....Silva, 52.4% (122-233)
3-Point FG Shooter \$..... Gravett 21.7% (15-69)
FT Shooter \$.....Silva, 74.9% (134-179)
Shot Blocker.....Silva, 1.4 bpg
Steal Maker Kotsar, 0.7 spg

PRONUNCIATION GUIDE

HA-deem Gaye
Mike Coat-sar
Fa-leep-ay Haas-ay
E-BRAH-heem Fa-MOO-kay DOOM-bia



HEAD COACH FRANK MARTIN

HEAD COACH | 11TH SEASON OVERALL | 224-134 (.625) | SIXTH SEASON AT SOUTH CAROLINA | 107-80 (.572)

THE MARTIN FILE

COACHING

Experience

33rd year

College Experience

18th season

College Head Coach Experience

11th season

Hire Date At Carolina

March 27, 2012

PERSONAL

Hometown

Miami, Fla.

Alma Mater

Florida International, 1993 (B.A. Physical Ed.)

Family

Wife, Anya

Children, Brandon, Amalia and Christian

COACHING RESUME

High School

Miami Senior High, 1985-93

Varsity Boys' Assistant Coach

Junior Varsity Boys' Head Coach

North Miami High, Head Coach, 1993-95

Miami Senior High, Head Coach, 1995-98

B.T. Washington High, Head Coach, 1999-2000

College Assistant Coach

Northeastern, 2000-04

Cincinnati, 2004-06

Kansas State, 2006-07

College Head Coach

Kansas State, 2007-12

South Carolina, 2012-present

Frank Martin was named the head men's basketball coach at the University of South Carolina on March 27, 2012, becoming the 32nd head coach in the history of the South Carolina program, which enters its 110th season as a varsity sport in 2017-18. Martin owns a 213-128 (.624) overall record as a head coach, entering his 11th season overall, and a 96-74 (.564) record entering his sixth season at South Carolina. Martin was named the 2017 Jim Phelan National Coach of the Year after leading the Gamecocks to the best season in school history during the 2016-17 campaign, as the squad advanced to the program's first Final Four and recorded a school record 26 wins.

Since his appointment as head coach in Columbia, Martin, 51, and his wife Anya, have become fixtures in the community. He has spoken at numerous events, including Gamecock Club chapter events, numerous community council and rotary club events, coaching clinics, the Fathers and Families Decades of Dads event and the Heroes in Blue Knight of Honor Gala, among others. Martin has also been honored with several community awards, including being named a 2016 Fatherhood Champion at the Palmetto State Fatherhood Awards Breakfast and Fundraiser.

The Martin's have hosted the "B-Ball of the South," an event in conjunction with the National Association of Basketball Coaches (NABC), and the American Cancer Society, benefitting "Coaches vs. Cancer," during their time at Carolina. The first "B-Ball of the South," held in May 2013, raised \$140,000 from charitable donations and a live auction to benefit the "Coaches vs. Cancer" initiative. Year two saw continued success, as the Kentucky Derby themed event raised \$129,470 and year three saw the event raise \$145,735. For his outstanding efforts for the "Coaches vs. Cancer" initiative, Martin was honored with the 2016 Champion Award from the organization at the 2016 Final Four in Houston.

The 2016-17 campaign would go on to be the best season in school history, as the Gamecocks set a school record with 26

wins, advanced to the NCAA Tournament for the first time since 2004, posted the first program win in the NCAA Tournament since 1973, and advanced to the school's first-ever Final Four, falling by just four points, 77-73, to Gonzaga in the national semifinals in Phoenix. South Carolina captured back-to-back 20-win seasons for the first time since a string of three-straight 20-win campaigns from 2003-2006, and the Gamecocks posted double-digit league victories for just the fifth time since joining the SEC in 1992.

South Carolina was ranked in the AP poll for nine weeks and in the coaches poll for 10 weeks during the regular season, and the Gamecocks were ranked No. 6 in the final USA Today Coaches Poll following the Final Four run. Carolina rose to as high as 16th in the AP Poll, which was its highest rank since the Gamecocks were ranked 14th in the final poll of the 1997-98 season.

After the magical season, it would be announced that school records for total attendance and average attendance were set at Colonial Life Arena during the 2016-17 season. Nationally, the Gamecocks ranked 15th in total attendance, as 241,126 fans saw Carolina in action at home during the season, an average of 13,396 fans per game, which ranked 21st nationally.

Prior to his appointment in Columbia, Martin spent the previous five seasons as the head coach at Kansas State University, leading the Wildcats to the NCAA Tournament four times, including a trip to the Elite Eight, during the 2009-10 campaign when the squad won a school record 29 contests. Martin's Wildcats won at least 21 games in each of his five seasons at the helm, as the program compiled a record of 117-54 (.684) under his direction.

A native of Miami, Fla., Martin earned his bachelor's degree in physical education from Florida International in 1993. He and his wife, Anya, have three children, Brandon, Amalia and Christian.

MARTIN'S CAREER RECORD, YEAR-BY-YEAR

YEAR	RECORD	CONFERENCE (FINISH)	POSTSEASON
2007-08	21-12	10-6 (3rd)	1-1; NCAA Tournament 2nd Round
2008-09	22-12	9-7 (t4th)	1-1; NIT
2009-10	29-8	11-5 (t2nd)	3-1; NCAA Tournament Elite Eight
2010-11	23-11	10-6 (t3rd)	1-1; NCAA Tournament Third Round
2011-12	22-11	10-8 (5th)	1-1; NCAA Tournament Third Round
2012-13	14-18	4-14 (t12th)	-
2013-14	14-20	5-13 (13th)	-
2014-15	17-16	6-12 (t11th)	-
2015-16	25-9	11-7 (t3rd)	1-1; NIT
2016-17	26-11	12-6 (t3rd)	4-1; NCAA Final Four
2017-18	11-6	2-3	-
Totals	224-134 (.625)	90-87 (.508)	12-7 (.631)/5 NCAA/2 NIT

GAMECOCK SUPERLATIVES

GAMECOCKS' RECORD WHEN ...

At home	6-1
On the road	3-3
At neutral sites	2-2
In overtime	0-0
vs. Top 25 team	0-0
vs. Top 10 team	0-0
vs. Top 3 team	0-0
Leading at half	8-0
Trailing at half	2-6
Tied at half	1-0
Shooting 50% or better	2-0
Shooting between 39-49%	6-0
Shooting less than 39%	3-6
Opp. shooting 50% or better	0-1
Opp. shooting between 39-49%	5-4
Opp. shooting less than 39%	6-1
Shooting better than opp.	8-0
Shooting worse than/equal to opp.	3-6
Starters out-score opp. starters	9-3
Opp. starters score/equal more	2-3
Bench out-scores opp. bench	7-1
Opp. bench scores/equals more	4-5
Having more FTs than opp.	8-1
Having equal/less FTs than opp.	3-5
Have more TOs than opp.	3-2
Having equal/less TOs than opp.	8-4
Having more rebounds than opp.	10-3
Having equal/less rebounds than opp.	1-3
Making 6 or more 3FGs	9-3
Having 15 or more assists	3-1
Score more points in paint than opp.	9-3
Scoring equal/less points in paint than opp.	2-3
Scoring more points off TOs than opp.	9-3
Scoring equal/less points off TOs than opp.	2-3
Scoring more 2nd-chance points than opp.	10-4
Scoring equal/less 2nd-chance points than opp.	1-2
Scoring more fast break points than opp.	5-1
Scoring equal/less fast break points than opp.	6-5
Wearing white uniforms	5-2
Wearing Garnet uniforms	2-1
Wearing Black uniforms	4-3
Playing on live TV/live broadcast	11-6
Playing in November	5-2
Playing in December	4-2
Playing in January	2-2
Playing in February	0-0
Playing in March	0-0
Playing a day-game	6-1
Playing a night-game	5-5
Playing on Sunday	1-1
Playing on a Monday	1-0
Playing on a Tuesday	0-2
Playing on a Wednesday	2-1
Playing on a Thursday	0-2
Playing on a Friday	2-0
Playing on a Saturday	4-0
Scoring margin is 5 points or less	1-2
Margin is between 6-10	2-0
Margin is between 11-20	5-4
Margin is more than 20	3-0
Scoring 59 points or less	0-1
Scoring 60-69 points	1-5
Scoring 70-79 points	7-0
Scoring 80-89 points	3-0
Scoring 90-99 points	0-0
Scoring 100+ points	0-0

MISCELLANEOUS

Current streak	W1
Home court streak	W1
Away streak	W1
Neutral court streak	L1

(tied for team lead also included)

Scoring Leaders	'17-18	Career
Chris Silva	9	10
Frank Booker	5	5*
Hassani Grtavett	2	2
Wes Myers	2	2*
Maik Kotsar	1	2
David Beatty	1	1
Justin Minaya	1	1

Rebounding Leaders	'17-18	Career
Chris Silva	13	35
Maik Kotsar	1	10
Felipe Haase	4	4
Hassani Gravett	3	3
Wes Myers	1	1*
Frank Booker	1	1*
Justin Minaya	1	1

Assists Leaders	'17-18	Career
Hassani Gravett	7	12
Wes Myers	6	6*
Maik Kotsar	3	5
Felipe Haase	3	3
Justin Minaya	3	3
David Beatty	1	1
Kory Holden	1	1*
Chris Silva	1	1

Blocks Leaders	'17-18	Career
Chris Silva	10	37
Maik Kotsar	6	12
Frank Booker	2	2*
Justin Minaya	3	3
Felipe Haase	2	2
Hassani Gravett	2	2
Jason Cudd	1	1
Evan Hinson	1	1

Steals Leaders	'17-18	Career
Maik Kotsar	7	10
Frank Booker	7	7*
Chris Silva	3	9
Hassani Gravett	2	3
Justin Minaya	2	2
Felipe Haase	2	2
David Beatty	2	2
Kory Holden	1	1*
Khadim Gueye	1	1
Evan Hinson	1	1

Double-Figure Scoring	'17-18	Career
Chris Silva	13	41
Frank Booker	10	22
Justin Minaya	6	6
Maik Kotsar	6	16
Wesley Myers	5	28
Felipe Haase	4	4
Hassani Gravett	4	7
David Beatty	2	2
Kory Holden	1	44
Wes Myers	1	1*

20+ points	'17-18	Career
Chris Silva	3	3
Frank Booker	1	2

30+ points	'17-18	Career
-	-	-

Double-Figure Rebounding	'17-18	Career
Chris Silva	5	12
Felipe Haase	1	1

5+ assists	'17-18	Career
Hassani Gravett	4	6
Wes Myers	2	3
Maik Kotsar	1	1

3+ steals	'17-18	Career
Frank Booker	3	4
Maik Kotsar	2	4
Hassani Gravett	1	1

2+ blocks	'17-18	Career
Chris Silva	8	34
Maik Kotsar	3	8

Double-Doubles	'17-18	Career
Chris Silva	4	9
Felipe Haase	1	1

* indicates at South Carolina

Dunks	'17-18	Career
Chris Silva	14	57
Maik Kotsar	2	4
Evan Hinson	1	1
David Beatty	1	1
Jason Cudd	1	1
Justin Minaya	1	1

Miscellaneous

Largest Halftime Lead	
SC	26, vs. UTEP (Nov. 17, 2017)
Opp	12, Missouri (Jan. 3, 2018)
Smallest Halftime Lead	
SC	1, vs. Western Michigan (Nov. 19, 2017)
Opp	1, twice, last at Ole Miss (Dec. 31, 2017)
Fewest Points In First Half	
SC	23, vs. Illinois State (Nov. 16, 2017)
Opp	24, last, vs. UTEP (Nov. 17, 2017)
Most Points In First Half	
SC	50, vs. UTEP (Nov. 17, 2017)
Opp	47, Coastal Carolina (Dec. 9, 2017)
Fewest Points In Second Half	
SC	22, vs. Clemson (Dec. 19, 2017)
Opp	20, Limestone (Dec. 27, 2017)
Most Points In Second Half	
SC	45, 2x, last vs. Vanderbilt (Jan. 6, 2018)
Opp	43, at Ole Miss (Dec. 31, 2017)
Most Points in Overtime	
SC	-
Opp	-
Largest Margin of Victory	
SC	29, vs. Limestone (Dec. 27, 2017)
Opp	16, 2x, last vs. Clemson (Dec. 19, 2017)
Smallest Margin of Victory	
SC	2, vs. Coastal Carolina (Dec. 9, 2017)
Opp	4, Illinois State (Nov. 16, 2017)

2017-18 GAME-BY-GAME

	Date	Result	FG-A	Pct	3FG-A	Pct	FT-A	Pct	O-D-Total	PF	Pts	A	TO	Blk	Stl	Min	Half
at Wofford			17-49	.347	6-19	.316	12-16	.750	8-20-28	16	52	7	13	0	3	200	24
South Carolina	Nov. 10, 2017	W, 73-52	25-54	.463	11-23	.478	12-16	.750	12-28-40	17	73	17	14	3	5	200	33
Western Michigan			21-58	.362	5-21	.238	13-25	.520	8-24-30	24	60	12	11	6	10	200	29
South Carolina	Nov. 13, 2017	W, 78-60	26-57	.456	9-23	.391	17-28	.607	13-33-46	18	78	12	14	3	4	200	38
Illinois State &			18-50	.360	5-16	.313	28-39	.718	5-37-42	20	69	13	14	2	8	200	32
South Carolina	Nov. 16, 2017	L, 69-65	18-61	.295	9-32	.281	20-60	.667	12-33-45	32	65	14	13	4	3	200	23
UTEP &			19-45	.422	5-13	.385	13-20	.650	6-21-27	24	56	12	23	6	8	200	24
South Carolina	Nov. 17, 2017	W, 80-56	27-58	.466	8-24	.333	18-23	.783	13-23-36	20	80	19	17	2	8	200	50
Western Michigan &			21-44	.477	8-21	.381	16-21	.762	6-24-30	24	66	9	22	1	9	200	34
South Carolina	Nov. 19, 2017	W, 79-66	26-57	.456	8-24	.333	19-30	.633	12-21-33	19	79	13	12	3	8	200	35
at FIU			22-53	.415	4-17	.235	13-21	.619	8-17-25	18	61	8	17	6	10	200	36
South Carolina	Nov. 27, 2017	W, 78-61	32-61	.525	8-22	.364	6-12	.500	13-27-40	15	78	22	19	3	8	200	38
vs. Temple #			29-60	.483	4-17	.235	14-21	.667	15-22-37	13	76	11	14	8	12	200	38
South Carolina	Nov. 30, 2017	L, 76-60	22-58	.379	6-21	.386	10-12	.833	13-20-33	14	60	9	17	4	7	200	27
UMass			27-59	.458	12-26	.462	4-5	.800	5-21-26	28	70	13	17	0	3	200	35
South Carolina	Dec. 2, 2017	W, 76-70	28-55	.509	3-15	.200	17-29	.586	8-28-36	12	76	14	15	1	11	200	34
Wyoming			19-56	.339	6-25	.240	20-26	.769	7-27-34	22	64	14	18	3	7	200	25
South Carolina	Dec. 6, 2017	W, 80-64	28-62	.452	8-23	.348	16-29	.552	10-33-43	21	80	17	17	4	7	200	25
Coastal Carolina			29-63	.460	10-24	.417	10-13	.469	13-20-33	25	78	17	15	2	8	200	47
South Carolina	Dec. 9, 2017	W, 80-78	25-55	.455	8-20	.400	22-31	.710	12-19-31	13	80	14	14	4	6	200	47
at Clemson			20-46	.435	8-20	.400	16-24	.667	9-25-34	9	64	8	15	8	9	200	31
South Carolina	Dec. 19, 2017	L, 64-48	19-54	.352	2-16	.125	8-10	.800	12-19-31	17	48	3	14	4	3	200	26
Limestone			13-52	.250	6-22	.273	13-29	.448	10-28-38	17	5	4	17	4	7	200	25
South Carolina	Dec. 27, 2017	W, 74-45	26-68	.382	8-21	.381	14-20	.700	15-37-52	21	74	14	12	4	3	200	34
at Ole Miss*			20-49	.408	8-21	.381	26-33	.788	4-26-30	23	74	15	8	7	9	200	31
South Carolina	Dec. 31, 2017	L, 74-69	22-58	.379	8-20	.400	17-26	.654	14-29-43	21	69	16	14	4	2	200	30
Missouri*			23-49	.469	14-24	.583	19-24	.792	8-23-31	26	79	15	13	8	7	200	39
South Carolina	Jan. 3, 2018	L, 79-68	22-57	.386	5-18	.278	19-26	.731	13-19-32	22	68	8	11	8	4	200	27
Vanderbilt*			19-54	.352	8-29	.276	14-20	.700	9-25-34	31	60	10	19	4	7	200	28
South Carolina	Jan. 6, 2018	W, 71-60	21-54	.389	4-14	.286	25-36	.641	11-30-41	17	71	8	12	4	7	200	26
at Alabama*			30-51	.588	7-17	.412	9-14	.643	9-26-35	19	76	18	16	7	8	200	40
South Carolina	Jan. 9, 2018	L, 76-62	19-53	.358	5-15	.333	19-25	.760	11-17-28	16	62	8	13	2	3	200	33
at Georgia*			18-51	.353	3-12	.250	18-28	.643	12-30-42	23	57	8	14	9	4	200	29
South Carolina	Jan. 13, 2018	W, 64-57	16-59	.271	6-24	.250	26-35	.743	18-28-46	24	64	9	7	3	3	200	37

& - indicates Puerto Rico Tip-Off at Myrtle Beach (Myrtle Beach, S.C./HTC Center) | # - indicates Under Armour Reunion (New York City/Madison Square Garden) | * - SEC contest



SOUTH CAROLINA GAMECOCKS

OVERALL: 11-6; SEC: 2-3; HOME: 6-1; AWAY: 3-3; NEUTRAL: 2-2

DATE	OPP.	W/L	SCORE	RECORD (SEC)	POINTS	REBOUNDS	ASSISTS	BLOCKS	STEALS	ATTENDANCE
11/10/17	at Wofford	W	73-52	1-0 (0-0)	Kotsar (13)	Silva (10)	Kotsar (4)	Silva (2)	Silva (2)	3,400
11/13/17	Western Mich.	W	78-60	2-0 (0-0)	Gravett (15)	Silva (10)	Haase (3)	3 with 1	Kotsar (2)	12,136 (paid)
11/16/17	vs. Illinois St. &	L	69-65	2-1 (0-0)	3 with 10	Gravett (9)	Gravett (5)	Silva (3)	Kotsar (2)	700
11/17/17	vs. UTEP &	W	80-56	3-1 (0-0)	Silva (15)	Silva/Haase (7)	Gravett (9)	Silva (2)	Kotsar (2)	978
11/19/17	vs. West. Mich. &	W	79-66	4-1 (0-0)	Silva/Myers (14)	3 with 5	Gravett (6)	Minaya (2)	Kotsar/Booker (2)	2,119
11/27/17	at FIU	W	78-61	5-1 (0-0)	Silva (26)	Silva/Gravett (10)	Gravett (7)	3 with 1	Booker/Kotsar (3)	1,335
11/30/17	vs. Temple #	L	76-60	5-2 (0-0)	Beatty (13)	Silva (9)	3 with 2	Silva (2)	Minaya/Haase (2)	6,081
12/2/17	UMass	W	76-70	6-2 (0-0)	Minaya (17)	Haase (10)	Gravett (4)	Haase (1)	Kotsar/Gravett (3)	10,832 (paid)
12/6/17	Wyoming	W	80-64	7-2 (0-0)	Silva (19)	Silva (10)	Haase/Myers (3)	4 with 1	Booker (3)	10,205 (paid)
12/9/17	Coastal Carolina	W	80-78	8-2 (0-0)	Booker (19)	Silva (9)	Gravett (4)	Silva (3)	Silva/Booker (2)	11,734 (paid)
12/19/17	at Clemson	L	64-48	8-3 (0-0)	Silva (12)	Silva (9)	3 with 1	Kotsar (2)	3 with 1	8,031
12/27/17	Limestone	W	74-45	9-3 (0-0)	Booker (17)	Haase (8)	Myers (6)	Kotsar (2)	3 with 1	11,305 (paid)
12/31/17	at Ole Miss*	L	74-69	9-4 (0-1)	Silva/Booker (21)	Silva (13)	Myers (5)	Silva (2)	Beatty (2)	5,849
1/3/18	Missouri*	L	79-68	9-5 (0-2)	Silva (18)	Silva/Booker (5)	3 with 2	Kotsar (3)	Booker (2)	9,846 (paid)
1/6/18	Vanderbilt*	W	71-60	10-5 (1-2)	Silva (27)	Silva (8)	Haase (2)	4 with 1	Booker (3)	11,391 (paid)
1/9/18	at Alabama*	L	76-62	10-6 (1-3)	Myers (15)	Minaya/Kotsar (5)	Minaya/Myers (2)	Hinson/Gravett (1)	Silva (2)	10,909
1/13/18	at Georgia*	W	64-57	11-6 (2-3)	Booker (17)	Silva (9)	Silva (4)	Silva (2)	3 with 1	9,788

& - indicates Puerto Rico Tip-Off at Myrtle Beach (Myrtle Beach, S.C./HTC Center) | # - indicates Under Armour Reunion (New York City/Madison Square Garden) | * - indicates SEC contest

STARTING LINEUPS

OPPONENT	GUARD	GUARD	GUARD/FORWARD	FORWARD	FORWARD	RECORD
at Wofford	Gravett	Booker	Minaya	Kotsar	Silva	1-0
Western Michigan	Gravett	Booker	Minaya	Kotsar	Silva	2-0
vs. Illinois State &	Gravett	Booker	Minaya	Kotsar	Silva	2-1
vs. UTEP &	Gravett	Booker	Minaya	Kotsar	Silva	3-1
vs. Western Michigan &	Gravett	Booker	Minaya	Kotsar	Silva	4-1
at FIU	Gravett	Booker	Minaya	Kotsar	Silva	5-1
vs. Temple #	Gravett	Booker	Minaya	Kotsar	Silva	5-2
UMass	Gravett	Booker	Minaya	Kotsar	Silva	6-2
Wyoming	Gravett	Booker	Minaya	Kotsar	Silva	7-2
Coastal Carolina	Gravett	Booker	Minaya	Kotsar	Silva	8-2
at Clemson	Gravett	Booker	Minaya	Kotsar	Silva	8-3
Limestone	Gravett	Booker	Minaya	Kotsar	Silva	9-3
at Ole Miss*	Myers	Booker	Minaya	Kotsar	Silva	0-1
Missouri*	Myers	Booker	Minaya	Kotsar	Silva	0-2
Vanderbilt*	Myers	Hinson	Minaya	Kotsar	Silva	1-0
at Alabama*	Myers	Hinson	Minaya	Kotsar	Silva	1-1
at Georgia*	Myers	Hinson	Minaya	Kotsar	Silva	2-1

& - indicates Puerto Rico Tip-Off at Myrtle Beach (Myrtle Beach, S.C./HTC Center) | # - indicates Under Armour Reunion (New York City/Madison Square Garden) | * - indicates SEC contest

GAMECOCK SUPERLATIVES UNDER MARTIN

Most Field Goals Made

- 39, vs. High Point (March 15, 2016)
- 37, vs. Hofstra (Nov. 22, 2015)
- 35, vs. Marquette (March 17, 2017)
35, vs. Lander (Dec. 27, 2016)
- 34, vs. Lipscomb (Nov. 27, 2015)
34, vs. Marshall (Dec. 30, 2013)

Most Field Goals Attempted

- 88, vs. Alabama (Feb. 7, 2017)
73, vs. Georgia (March 3, 2016)
- 72, vs. Oral Roberts (Nov. 16, 2015)
- 70, vs. Texas A&M (Jan. 7, 2017)
- 71, vs. SC State (Jan. 5, 2013)

Highest Field Goal Percent

- 60.0 (39-65) vs. High Point (March 15, 2016)
- 58.7 (27-46) vs. Holy Cross (Nov. 13, 2016)
- 58.3 (28-48) vs. Saint Mary's (Dec. 22, 2013)
- 57.7 (30-52) vs. Arkansas (Jan. 26, 2013)
- 56.4 (22-39) vs. Missouri State (Nov. 24, 2012)

Most 3-Point Field Goals Made

- 15, vs. Auburn (Jan. 24, 2017)
- 13, vs. Rider (Nov. 19, 2012)
- 12, vs. Holy Cross (Nov. 13, 2016)
12, at Texas A&M (Feb. 6, 2016)
- 11, vs. Wofford (Nov. 10, 2017)
11, vs. Georgia (Feb. 4, 2017)
11, vs. Auburn (March 12, 2014)

Most 3-Point Field Goals Attempted

- 32, vs. Illinois State (Nov. 16, 2017)
31, vs. Alabama (Feb. 7, 2017)
31, vs. Mississippi State (March 13, 2013)
- 30, at Ole Miss (March 4, 2017)
30, at Alabama (Feb. 24, 2015)
- 29, vs. USC Upstate (Dec. 19, 2013)

Highest 3-Point Field Goal Percentage (min. 10 attempts)

- 73.3 (11-15) vs. Auburn (March 12, 2014)
- 58.3 (7-12) vs. Arkansas (Jan. 26, 2013)
- 57.7 (15-26) vs. Auburn (Jan. 24, 2017)
- 57.1 (12-21) at Texas A&M (Feb. 6, 2016)
57.1 (8-14) at Georgia (Jan. 22, 2014)

Most Free Throws Made

- 46, vs. Memphis (Jan. 2, 2016)
- 35, vs. Alabama (Feb. 7, 2017)
- 30, vs. Arkansas (March 13, 2014)
- 29, vs. Norfolk State (Nov. 14, 2015)
- 28, vs. Alabama (Jan. 30, 2016)
28, vs. NC A&T (Dec. 30, 2014)
28, vs. Mississippi State (March 6, 2013)
28, at LSU (Jan. 16, 2013)

Most Free Throws Attempted

- 63, vs. Memphis (Jan. 2, 2016)
- 50, vs. Alabama (Feb. 7, 2017)
46, vs. Alabama (Jan. 30, 2016)
- 42, vs. Norfolk State (Nov. 14, 2015)
- 41, vs. Mississippi State (Jan. 26, 2016)
41, vs. Arkansas (March 13, 2014)

Highest Free Throw Percentage (min. 10 attempts)

- 93.8 (15-16) vs. Holy Cross (Nov. 13, 2016)
- 93.3 (14-15) vs. Tennessee (Jan. 20, 2015)
- 92.9 (13-14) at Georgia (Feb. 17, 2015)
- 92.3 (12-13) at Tennessee (March 7, 2015)
- 86.4 (19-22) at Florida (Feb. 21, 2017)

Most Offensive Rebounds

- 26, vs. Vanderbilt (Feb. 13, 2014)
- 24, at St. John's (Nov. 29, 2012)
- 23, vs. Alabama (Feb. 7, 2017)
- 21, vs. Akron (Nov. 23, 2014)
21, at Mississippi State (March 8, 2014)
21, at Clemson (Nov. 17, 2013)

Most Defensive Rebounds

- 38, vs. Oklahoma State (Dec. 6, 2014)
38, vs. Longwood (Nov. 9, 2013)
- 37, vs. Limestone (Dec. 27, 2017)
35, vs. Memphis (Jan. 2, 2016)
- 34, vs. Vanderbilt (Jan. 9, 2016)
34, vs. Western Carolina (Nov. 30, 2015)

Most Total Rebounds

- 53, vs. Memphis (Jan. 2, 2016)
- 52, vs. Limestone (Dec. 27, 2017)
52, vs. Alabama (Feb. 7, 2017)
- 51, vs. Mississippi State (Jan. 26, 2016)
51, vs. Western Carolina (Nov. 30, 2015)

Most Personal Fouls

- 33, at Georgia (Feb. 22, 2014)
- 32, vs. Illinois State (Nov. 16, 2017)
32, vs. Marshall (Dec. 30, 2013)
- 31, at Texas A&M (Jan. 15, 2014)
- 30, at Memphis (Dec. 30, 2016)
30, at Auburn (Feb. 26, 2014)

Most Points

- 98, vs. Auburn (Jan. 24, 2017)
- 94, vs. LSU (Feb. 10, 2016)
94, vs. Hofstra (Nov. 22, 2015)
- 93, vs. Marquette (March 17, 2017)
- 92, vs. SC State (Nov. 18, 2016)
92, vs. Lipscomb (Nov. 27, 2015)
92, vs. Marshall (Dec. 30, 2013)

Fewest Points

- 36, at Florida (Jan. 30, 2012)
- 43, at Kentucky (Feb. 14, 2015)
43, vs. Kentucky (Jan. 24, 2015)
- 44, vs. Tennessee (March 14, 2014)
- 46, vs. Florida (March 4, 2014)
46, vs. LSU (Feb. 14, 2013)

Most Assists

- 25, vs. High Point (March 15, 2016)
- 24, vs. Lipscomb (Nov. 27, 2015)
- 23, vs. Auburn (Jan. 24, 2017)
- 22, at FIU (Nov. 27, 2017)
22, at Texas A&M (Feb. 6, 2015)
22, vs. Rider (Nov. 19, 2012)

Fewest Turnovers

- 5, vs. Gonzaga (April 1, 2017)
6, vs. Texas A&M (Jan. 7, 2017)
6, vs. Kentucky (March 1, 2014)
- 7, at Georgia (Jan. 13, 2018)
7, at USF (Dec. 17, 2016)
7, vs. Mississippi State (Feb. 28, 2015)
7, at Georgia (Feb. 17, 2015)
7, vs. Georgia (Feb. 22, 2014)
7, vs. Akron (Dec. 28, 2013)
7, at Kentucky (Feb. 5, 2013)
7, vs. Vanderbilt (Jan. 19, 2013)

Most Blocks

- 10, vs. Lander (Dec. 27, 2016)
10, vs. High Point (March 15, 2016)
10, vs. UNC Asheville (Nov. 26, 2014)

- 9, vs. SC State (Nov. 18, 2016)
9, at Georgia (Feb. 2, 2016)
9, vs. Drexel (Dec. 15, 2015)
9, vs. Coker (Dec. 21, 2014)

Most Steals

- 13, vs. FIU (Dec. 4, 2016)
13, vs. Francis Marion (Dec. 30, 2015)
13, at Marshall (Dec. 1, 2014)
- 12, at Tennessee (Jan. 11, 2017)
12, vs. Syracuse (Nov. 26, 2016)
12, vs. USF (Dec. 5, 2015)
12, vs. Lipscomb (Nov. 27, 2015)
12, vs. Ole Miss (March 12, 2015)
12, vs. UNC Asheville (Nov. 26, 2014)

Most Points By Opponent

- 97, at Georgia (Jan. 22, 2014)
- 90, vs. Alabama (Feb. 7, 2017)
90, vs. Missouri (Feb. 28, 2013)
- 89, vs. Kentucky (Feb. 13, 2016)
89, at St. John's (Nov. 29, 2012)

Fewest Point By Opponent

- 44, vs. Longwood (Nov. 9, 2013)
- 45, vs. Limestone (Dec. 27, 2017)
45, vs. Akron (Dec. 28, 2013)
45, vs. Cornell (Nov. 20, 2014)
45, vs. Clemson (Dec. 19, 2014)

Most Field Goals Made By Opponent

- 33, at St. John's (Nov. 29, 2012)
- 32, vs. Missouri (Feb. 28, 2013)
- 31, vs. Kentucky (Feb. 13, 2016)
- 30, at Alabama (Jan. 9, 2018)
30, vs. Arkansas (Feb. 15, 2017)
30, vs. Alabama (Feb. 7, 2017)
30, vs. Georgia Tech (March 21, 2016)
30, vs. Arkansas (March 5, 2015)

Fewest Field Goals Made By Opponent

- 10, vs. Michigan (Nov. 23, 2016)
- 11, vs. Georgia (Jan. 31, 2015)
- 13, vs. Limestone (Dec. 27, 2017)
13, vs. Akron (Dec. 28, 2013)
13, vs. Longwood (Nov. 9, 2013)

Highest Opponent Field Goal Percent

- 69.6 (32-46) vs. Missouri (Feb. 28, 2013)
- 61.4 (27-44) at Kentucky (Feb. 5, 2013)
- 58.8 (30-51) at Alabama (Jan. 9, 2018)
- 58.5 (24-41) vs. Auburn (Jan. 12, 2013)
- 58.3 (28-48) at Kentucky (Jan. 21, 2017)

Most Rebounds By Opponent

- 62, vs. Alabama (Feb. 7, 2017)
- 49, vs. Seton Hall (Dec. 12, 2016)
49, vs. LSU (Feb. 14, 2013)
- 47, at Georgia (Feb. 23, 2013)
- 46, five times

Fewest Rebounds By Opponent

- 16, vs. Holy Cross (Nov. 13, 2016)
- 20, vs. NC A&T (Dec. 30, 2014)
- 22, vs. Drexel (Dec. 15, 2015)
22, vs. Morgan State (Nov. 16, 2012)
- 23, vs. Hofstra (Nov. 22, 2015)
23, vs. Alabama (Jan. 13, 2015)
23, vs. Manhattan (Dec. 22, 2012)
23, vs. Rider (Nov. 19, 2012)

ON THE BENCH



> PERRY CLARK, ASSISTANT COACH

- > Fifth season on staff at South Carolina
- > Former head coach at Tulane, Miami (Fla.) and Texas A&M-Corpus Christi
- > Has over 30 years of coaching experience
- > Has coached 19 players who were drafted or have gone on to play in the NBA, including Gamecock Sindarius Thornwell



> CHUCK MARTIN, ASSISTANT COACH

- > Is in his first season on staff at Carolina after serving as an assistant for the past three seasons at Indiana
- > Has over 15 years of coaching experience at the Division I level
- > Was the head coach at Marist for five years (2008-13)
- > Played collegiately at Champlain Junior College, before finishing his career at Monmouth



> BRUCE SHINGLER, ASSISTANT COACH

- > Is in his second season on staff with the Gamecocks
- > Prior to time at Carolina, was an assistant for four seasons at Towson
- > Played collegiately at St. Augustine's College
- > Prior to time in college, coached AAU, sending over 40 of his players to Division I institutions



> ANDY ASSALEY, DIRECTOR OF OPERATIONS

- > Enters his sixth season at Carolina, and his 11th season with Martin
- > Has over 20 years of experience working in college basketball
- > A graduate of Cincinnati



> SCOTT GREENAWALT, STRENGTH AND CONDITIONING COACH

- > Enters his sixth season with the Gamecocks and his 11th with Martin
- > Has coached over 10 all-conference players, including Michael Beasley (Kansas State) and Sindarius Thornwell (Carolina)
- > Has helped train numerous professional athletes, such as Kevin Youkilis, former MLB player
- > Played football at Muskingum College in Ohio



> MARK RODGER, ATHLETIC TRAINER

- > In his 12th season with the Gamecocks
- > Native of Berlin, Germany, and a graduate of the University of Buffalo



> DOUG EDWARDS, DIRECTOR OF PLAYER DEVELOPMENT

- > Is in his sixth season on staff at Carolina
- > Former standout at Florida State, and was the 15th overall pick in the 1993 NBA Draft by the Atlanta Hawks
- > Brother, Allen, is the head coach at Wyoming



> JAY GIBBONS, VIDEO COORDINATOR

- > Enters his third season on staff with the Gamecocks
- > Prior to his time at Carolina, was an assistant coach at Savannah State
- > Played collegiately at Clayton State, where he helped his team reach two NCAA D-II Final Four's



**JARETT
GERALD**
Special Asst. to
the Head Coach



**DUSHAWN
DAVIS**
Director of
Social Media



**JOHN
REYNOLDS**
Administrative
Assistant



**BRIAN
STEELE**
Graduate
Student
Manager



**TEMARCUS
BLANTON**
Student
Assistant
Coach



**JUSTIN
MCKIE**
Student
Assistant
Coach



**EMILY
MILES**
Director of
Communications and
Public Relations



73

GAME 1 (1-0)
Spartanburg, S.C.
Jerry Richardson Indoor Stadium
Nov. 10, 2017
2017-18 Season Opener

52

SPARTANBURG, S.C. (AP) - Maik Kotsar had 13 points and Frank Booker added 12 off three 3-pointers in a 73-52 rout of Wofford - the Gamecocks' 17th straight opening-game victory Friday night.

South Carolina (1-0) spoiled the debut of Wofford's glittering Jerry Richardson Indoor Stadium, a 3,400-seat arena funded by Richardson, owner of the Carolina Panthers and a Wofford alumnus.

Wofford (0-1) kept things tight most of the first half and trailed 25-22 on Derrick Brooks' jumper with 3:15 left in the opening half. That's when the Gamecocks took control with a 20-2 run that spanned both periods. Booker and fellow first-year player Wesley Myers had 3s in the run. When Hassani Gravett closed the surge with one more 3, South Carolina led 45-24.

Freshman Felipe Haase and graduate transfer Myers added 10 points each for the Gamecocks, who returned just two starters from the team that made it to the program's first Final Four a year ago. Chris Silva, along with Kotsar, the only starters back from the NCAA Tournament run, had nine points and a team-best 10 rebounds.

Fletcher Magee had 17 points, 15 in the opening half, to lead Wofford.



78

GAME 2 (2-0)
Columbia, S.C.
Colonial Life Arena
Nov. 13, 2017
Final Four banner unveiled pre-game

60

COLUMBIA, S.C. (AP) - South Carolina doubled down on a season opening victory, claiming a 78-60 home win Monday night over Western Michigan in its second encounter.

The Gamecocks managed to get a bit of breathing room late in the first half, opening a nine-point lead at the break. They remained on top throughout the second half, gradually increasing the lead.

The inside duo of Chris Silva and Maik Kotsar dominated action inside, allowing USC to connect on 26 of 57 field goals, while holding Western Michigan to 21 of 58.

Despite its statistical dominance, South Carolina watched a 17-point lead cut to nine with 7:50 remaining. The Gamecocks had an answer for each Western Michigan run, however.

While the inside duo was responsible for obtaining the lead, point guard Hassani Gravett hit three late 3-pointers to allow South Carolina's advantage to grow to as much as 19.

He led the Gamecocks in scoring with 15. Frank Booker followed with 14, while Silva and Kotsar each scored 10 and hauled in a combined 13 rebounds.

Western Michigan's Thomas Wilder led all scorers with 21, earning most of his points driving to the basket. Bryce Moore and Josh Davis followed with 12 and 11 points respectively.



65

GAME 3 (2-1)
Conway, S.C.
HTC Center
Nov. 16, 2017
Puerto Rico Tip-Off at Myrtle Beach

69

CONWAY, S.C. (AP) - Milik Yarbrough had 18 points, six rebounds and six assists to help Illinois State beat South Carolina 69-65 in Thursday's opening game of the relocated Puerto Rico Tip-Off.

Keyshawn Evans added 17 points for the Redbirds (1-1), who frustrated the cold-shooting Gamecocks with their active zone defense and never trailed. Illinois State shot just 36 percent, but made 28 free throws - with 14 from Yarbrough.

Illinois State led by as many as 12 points before halftime and saw the Gamecocks rally to twice tie it before holding on down the stretch. Evans hit a free throw with 4 seconds left to make it a two-possession game and seal the win.

Hassani Gravett had 10 points, nine rebounds and five assists for the Gamecocks (2-1), who shot just 30 percent.

The tournament was set for the coastal city of Fajardo, Puerto Rico, but damage from Hurricane Maria forced it to Coastal Carolina in Conway.



GAME 1



Official Basketball Box Score - Game Totals - Final Statistics
South Carolina vs Wofford
11/10/17 7:00 PM at Spartanburg, S.C.

Table with columns: Player, FG-FGA, 3-Ptr, Rebounds, PF, TP, A To Bk, Stl, Min. Rows include Gravett, Hassani, Booker, Kotsar, Silva, Beatty, Holden, Gueye, Haase, Famouke, Myers, Corchiani, CUDD, Team, and Totals.

Table with columns: Player, FG-FGA, 3-Ptr, Rebounds, PF, TP, A To Bk, Stl, Min. Rows include Fletcher Magee, Nathan Hoover, Donovan, Cameron, Matthew, Derrick, Storm, Dishon, Tray, Kevae, Team, and Totals.

Officials: Karl Hess, Steven Anderson, Rusty Phillips
Technical fouls: South Carolina-None; Wofford-None.
Attendance: 3400

Score by periods table for Game 1.

GAME 2



Official Basketball Box Score - Game Totals - Final Statistics
Western Michigan vs South Carolina
11/13/17 8 p.m. ET at Columbia, S.C. (Colonial Life Arena)

Table with columns: Player, FG-FGA, 3-Ptr, Rebounds, PF, TP, A To Bk, Stl, Min. Rows include Jones, Gravett, Johnson, Dugan, Moore, Wilder, Flowers, McDermed, Davis, Prinyt, Randall, Ikongshui, Whitens, Clifford, Lamont, Team, and Totals.

Table with columns: Player, FG-FGA, 3-Ptr, Rebounds, PF, TP, A To Bk, Stl, Min. Rows include Minaya, Kotsar, Silva, Gravett, Booker, Beatty, Holden, Gueye, Haase, Myers, Schmitt, CUDD, Team, and Totals.

Officials: Chuck Jones, Terry Moore, Rob Rorke
Technical fouls: Western Michigan-None; South Carolina-None.
Attendance: 1136
Unbracketed game of the Puerto Rico Tip-Off at Myrtle Beach

Score by periods table for Game 2.

Last FG - WMU 2nd-04:31, SC 2nd-02:39.
Largest lead - WMU by 3 1st-17:20, SC by 18 2nd-04:52.
WMU led for 01:03. SC led for 36:53. Game was tied for 02:04.

GAME 3



Official Basketball Box Score - Game Totals - Final Statistics
Illinois State vs South Carolina
11/16/17 11:30 AM ET at HTC Center (Conway, SC)

Table with columns: Player, FG-FGA, 3-Ptr, Rebounds, PF, TP, A To Bk, Stl, Min. Rows include Brunings, Evans, Hein, Tinsley, Williams, Gassman, Fayne, Martin, Yarbrough, Team, and Totals.

FG % 1st Half: 8-22 36.4% 2nd half: 10-28 35.7% Game: 18-50 36.0%
3FG % 1st Half: 2-6 33.3% 2nd half: 3-10 30.0% Game: 5-16 31.3%
FT % 1st Half: 14-19 73.7% 2nd half: 14-18 77.8% Game: 28-39 71.8%


Table with columns: Player, FG-FGA, 3-Ptr, Rebounds, PF, TP, A To Bk, Stl, Min. Rows include Minaya, Kotsar, Silva, Gravett, Booker, Beatty, Holden, Gueye, Haase, Myers, Team, and Totals.

FG % 1st Half: 7-30 23.3% 2nd half: 11-31 35.5% Game: 18-61 29.5%
3FG % 1st Half: 3-14 21.4% 2nd half: 6-18 33.3% Game: 9-32 28.1%
FT % 1st Half: 6-12 50.0% 2nd half: 14-18 77.8% Game: 20-30 66.7%

Officials: Les Jones, Mark Schur, Jeff Malham
Technical fouls: Illinois State-Yarbrough, Milik. South Carolina-None.
Attendance: 700
Game 1 of the Puerto Rico Tip-Off at Myrtle Beach

Score by periods table for Game 3.

Last FG - ILLST 2nd-00:32, SC 2nd-00:04.
Largest lead - ILLST by 12 1st-04:10, SC None.
ILLST led for 36:36. SC led for 00:00. Game was tied for 02:24.




62

GAME 16 (10-6, 1-3 SEC)

Tuscaloosa, Ala.
Coleman Coliseum
Jan. 9, 2017
Myers leads Gamecocks with 15 points

76




TUSCALOOSA, Ala. (AP) - John Petty scored 12 of his 15 points in the first half and Alabama beat South Carolina 76-62 on Tuesday night.

It was Petty, a usual starter for the Crimson Tide, who provided an immediate spark. The freshman knocked down back-to-back 3-point shots a minute after checking into the game around the 13-minute mark of the first half as Alabama (10-6, 2-2 Southeastern Conference) built a 40-33 halftime advantage.

Donta Hall scored 13 points and Daniel Giddens added 11 for Alabama. Avery Johnson Jr. scored 10 points, knocking down two 3-point baskets. Dazon Ingram, who missed the Crimson Tide's last game due to illness, finished with four points, three rebounds and two assists.

Collin Sexton, the SEC's leading scorer averaging 20.5 points per game, picked up his second foul with 14 minutes remaining in the first half, and finished with a season-low five points.

Wesley Myers scored 15 points to lead South Carolina (10-6, 1-3), which was held to 36 percent shooting from the field, and scored just three second-chance points. Maik Kotsar added 10 points.




64

GAME 17 (11-6, 2-3 SEC)

Athens, Ga.
Stegeman Coliseum
Jan. 13, 2017
First SEC road win in 2018

57



ATHENS, Ga. - Frank Booker scored 17 points while making two late 3-pointers and South Carolina withstood Georgia's strong second-half start to beat the Bulldogs 64-57 on Saturday.

South Carolina (11-6, 2-3 Southeastern Conference) won despite shooting a season-low 27.1 percent from the field. Chris Silva scored 14 points and Hassani Gravett had 11 as the Gamecocks took their first SEC road win.

There were three ties but Georgia (11-5, 2-3) never led while suffering its first home loss of the season after eight wins. It was the Bulldogs' second straight loss.

Yante Maten led the Bulldogs with 25 points but had too little scoring help, especially from Georgia's other frontline starters, Derek Ogbelde and freshman Rayshaun Hammonds, who combined for only three points.

A short jumper by Maten provided the last tie at 49-all before Booker answered with a quick 3-pointer. Booker sank another 3 with 1:22 remaining.

Powered by two early 3-pointers from Evan Hinson, South Carolina took a 9-2 lead.

Georgia pulled even with a 10-2 run to open the second half. Juwan Parker, who had 11 points, was fouled while making a baseline jumper. Parker made the free throw to tie the game at 39-all. It was the first point of the game where the score was even since 2-2.

The Gamecocks regrouped to prevent Georgia from taking the lead. A 3-pointer by Gravett and a basket by Justin Manaya gave South Carolina a 49-43 advantage.

About midway through the second half, Maten crashed into Georgia coach Mark Fox while chasing a loose ball. Fox was knocked back on the sideline, leaving his legs sticking straight up in the air, but he was not hurt and slapped Maten on the back while sending the senior back onto the court.

GAME 16

Official Basketball Box Score - Game Totals - Final Statistics
South Carolina vs Alabama
1/9/18 6 p.m. CT at Tuscaloosa, Ala. (Coleman Coliseum)

South Carolina 62 • 10-6, 1-3

#	Player	FG	FGA	3-Ptr	FT	FTA	Rebounds		PF	TP	A	TO	Blk	Stl	Min
							Off	Def							
10	MINAYA, Justin	f	3-7	1-2	0-0	2	3	5	2	7	2	0	0	1	29
21	KOTSAR, Maik	f	4-9	0-2	2-4	1	4	5	3	10	1	3	0	0	26
30	SILVA, Chris	f	2-8	0-0	5-7	3	1	4	5	9	0	2	0	2	18
15	MYERS, Wesley	g	4-9	2-3	5-6	1	0	1	3	15	2	3	0	0	30
23	HINSON, Evan	g	2-3	0-0	1-1	0	2	2	1	5	1	1	1	0	16
00	BEATTY, David	0-0	0-1	2-2	0	1	1	1	1	2	0	1	0	0	11
02	GRAVETT, Hassani	3-4	1-2	0-0	0	2	2	0	7	1	1	1	0	15	
05	BOOKER, Frank	1-3	1-3	3-3	0	3	3	1	6	0	0	0	0	21	
12	GJEYE, Khadim	0-1	0-0	0-0	0	0	0	0	0	0	0	0	0	1	
13	HAASE, Felipe	0-4	0-2	0-0	1	0	1	0	0	1	1	0	0	16	
14	FAMOUKE DOUMBIA, I.	0-0	0-0	0-0	0	0	0	0	0	0	0	0	0	1	
33	CUDD, Jason	0-2	0-0	1-2	1	1	2	0	1	0	1	0	0	16	
	Team				2	4	2								
	Totals		19-53	5-15	19-25	11	17	28	16	62	8	13	2	3	200

FG % 1st Half: 12-28 42.9% 2nd half: 7-25 28.0% Game: 19-53 35.8% Deadball Rebounds 3
3FG % 1st Half: 5-9 55.6% 2nd half: 0-6 0.0% Game: 5-15 33.3%
FT % 1st Half: 4-5 80.0% 2nd half: 15-20 75.0% Game: 19-25 76.0%

Alabama 76 • 10-6, 2-2

#	Player	FG	FGA	3-Ptr	FT	FTA	Rebounds		PF	TP	A	TO	Blk	Stl	Min
							Off	Def							
00	Hall, Donta	f	6-7	0-0	1-3	3	4	7	0	13	0	2	3	0	27
25	Key, Braxton	f	2-4	0-1	3-5	2	4	6	3	7	5	3	1	1	22
04	Giddens, Daniel	c	5-5	0-0	1-1	0	1	1	4	11	0	1	1	1	22
02	Sexton, Collin	g	2-8	1-3	0-1	0	2	2	3	5	4	3	0	1	22
10	Jones, Herbert	g	2-3	1-1	0-0	1	4	5	0	5	2	1	2	4	25
05	Reese, Alex	0-3	0-1	0-0	0	0	0	0	2	0	0	0	0	4	
03	Johnson Jr, Avery	4-6	2-4	0-0	0	2	1	10	2	0	0	0	0	16	
12	Ingram, Dazon	1-4	0-1	2-2	0	3	3	1	4	2	1	0	0	17	
23	Petty, John	5-8	3-6	2-2	1	3	4	2	15	3	3	0	1	26	
30	Smith, Galin	3-3	0-0	0-0	1	3	4	3	6	0	2	0	0	19	
	Team				1	0	1								
	Totals		30-51	7-17	9-14	9	26	35	19	76	18	16	7	8	200

FG % 1st Half: 14-22 63.6% 2nd half: 16-29 55.2% Game: 30-51 58.8% Deadball Rebounds 0
3FG % 1st Half: 4-8 50.0% 2nd half: 3-9 33.3% Game: 7-17 41.2%
FT % 1st Half: 8-10 80.0% 2nd half: 1-4 25.0% Game: 9-14 64.3%

Officials: Tony Greene, Don Dally, Tony Henderson
Technical fouls: South Carolina-None. Alabama-None.
Attendance: 10909

Score by periods	1st	2nd	Total
South Carolina	33	29	62
Alabama	40	36	76

	In	Off	2nd	Fast
Points	Paint	T/O	Chance	Break
SC	20	17	3	4
UA	44	14	12	8

Last FG - SC 2nd-01:46, UA 2nd-00:41.
Largest lead - SC by 2 1st-19:29, UA by 23 2nd-06:46.
SC led for 00:40, UA led for 37:59. Game was tied for 01:21.

GAME 17

Official Basketball Box Score - Game Totals - Final Statistics
S. Carolina vs Georgia
01/13/18 1:00 PM ET at Stegeman Coliseum - Athens, Ga.

S. Carolina 64 • 11-6, 2-3

#	Player	FG	FGA	3-Ptr	FT	FTA	Rebounds		PF	TP	A	TO	Blk	Stl	Min
							Off	Def							
10	MINAYA, Justin	f	1-4	0-1	0-0	2	2	4	3	2	2	0	0	0	14
21	KOTSAR, Maik	f	1-10	0-1	0-0	3	2	5	5	2	0	1	0	0	24
30	SILVA, Chris	f	3-10	0-1	8-10	4	5	9	3	14	4	1	2	0	35
15	MYERS, Wesley	g	1-4	0-1	4-6	0	3	3	4	6	0	2	1	0	29
23	HINSON, Evan	g	2-7	2-3	2-4	0	2	2	1	8	0	1	0	1	19
00	BEATTY, David	0-2	0-1	2-2	0	1	1	1	2	0	0	0	0	4	
02	GRAVETT, Hassani	2-5	2-5	5-6	0	3	3	0	11	2	1	0	1	27	
05	BOOKER, Frank	5-9	2-5	5-7	2	5	7	3	17	1	0	0	1	25	
12	HAASE, Felipe	1-8	0-6	0-0	1	3	4	3	2	0	0	0	0	20	
33	CUDD, Jason	0-0	0-0	0-0	0	0	0	1	0	0	0	0	0	3	
	Team				6	2	8			1					
	Totals		16-59	6-24	26-35	18	28	46	24	64	9	7	3	3	200

FG % 1st Half: 10-33 30.3% 2nd half: 6-26 23.1% Game: 16-59 27.1% Deadball Rebounds 4
3FG % 1st Half: 3-13 23.1% 2nd half: 3-11 27.3% Game: 6-24 25.0%
FT % 1st Half: 14-17 82.4% 2nd half: 12-18 66.7% Game: 26-35 74.3%

Georgia 57 • 11-5, 2-3

#	Player	FG	FGA	3-Ptr	FT	FTA	Rebounds		PF	TP	A	TO	Blk	Stl	Min
							Off	Def							
01	MATEN, Yante	f	8-14	1-3	8-10	4	4	8	2	25	1	1	4	2	38
13	WILBRIDGE, E'Torrian	f	0-0	0-0	0-0	0	0	0	0	0	0	0	1	0	2
20	HAMMONDS, Rayshaun	f	0-4	0-0	0-0	1	6	7	3	0	1	2	1	0	36
34	OGBEIDE, Derek	f	1-3	0-0	1-3	1	9	10	2	3	1	1	3	0	30
00	JACKSON II, William	g	3-15	1-7	2-4	0	2	3	9	2	5	0	0	35	
02	HARRIS, Jordan	1-5	0-1	1-3	1	1	2	5	3	1	1	2	0	16	
03	PARKER, Juwan	3-6	1-1	4-4	0	1	1	11	0	1	0	0	0	25	
04	CRUMP, Tyree	0-0	0-0	0-0	0	0	0	0	0	0	1	0	0	1	
10	HIGHTOWER, Teshawn	1-1	0-0	1-2	0	1	1	1	1	1	1	0	0	6	
32	EDWARDS, Mike	1-2	0-0	1-2	2	3	5	3	3	0	1	0	1	8	
33	CLAXTON, Nicolas	0-1	0-0	0-0	0	0	0	2	0	0	0	1	0	3	
	Team				3	3	6								
	Totals		18-51	3-12	18-28	12	30	42	23	57	8	14	9	4	200

FG % 1st Half: 10-23 43.5% 2nd half: 8-28 28.6% Game: 18-51 35.3% Deadball Rebounds 3
3FG % 1st Half: 1-4 25.0% 2nd half: 2-8 25.0% Game: 3-12 25.0%
FT % 1st Half: 8-9 88.9% 2nd half: 10-19 52.6% Game: 18-28 64.3%

Officials: Anthony Jordan, James Breeding, Todd Austin
Technical fouls: S. Carolina-None. Georgia-None.
Attendance: 9788

Score by periods	1st	2nd	Total
S. Carolina	37	27	64
Georgia	29	28	57

	In	Off	2nd	Fast
Points	Paint	T/O	Chance	Break
SC	12	9	14	0
UGA	16	6	10	2

Last FG - SC 2nd-01:22, UGA 2nd-00:21.
Largest lead - SC by 9 2nd-01:22, UGA None.
SC led for 38:24, UGA led for 00:00. Game was tied for 01:36.



#5 FRANK BOOKER

GRADUATE STUDENT | GUARD | 6'3" | 208 | 3 LETTERS

AUGUSTA, GA. | WESTSIDE/OKLAHOMA/FAU

SEASON NOTABLES

- > Graduate transfer who has played at Oklahoma and FAU
- > Tallied season-high 14 points in win vs. Western Michigan (Nov. 13), went 3-for-6 from deep and matched a career-high with 30 minutes of action
- > Had 11 points thanks to a trio of triples in win vs. Western Michigan (Nov. 19) in the final game of the Puerto Rico Tip-Off, also had two steals
- > Dropped 12 points on 4-of-8 shooting from behind the arc in win at FIU (Nov. 27), played career-high 34 minutes and matched career-highs with four assists and three steals
- > Had 16 points after going 6-for-10 in win vs. Wyoming (12/6), added six rebounds and a team-high three steals
- > Recorded season-high 19 points in comeback win over Coastal Carolina (Dec. 9), played 34 minutes and made three 3s, scored 12 of his points in the second half
- > Matched career high with five made 3s vs. Limestone (Dec. 27) for a team high 17 points
- > Scored 21 points in loss at Ole Miss (Dec. 31), set a new career-high with six made 3s on 10 attempts
- > Had 17 points in road win at Georgia (Jan. 13), made clutch 3 with 1:22 left to put Gamecocks up by nine

SUPERLATIVES

	'17-18 Season	Career
Double-figure scoring	10	22
Team high scoring	5	5^

* led or shared team lead | ^ at Carolina

BOOKER'S CAREER HIGHS

Points

Career 22, vs. Middle Tenn. (Jan. 21, 2017)

Season 21, at Ole Miss (Dec. 31, 2017)

Field Goals

Career 7, 3x, last at Ole Miss (Dec. 31, 2017)

Season 7, 2x, last at Ole Miss (Dec. 31, 2017)

Field Goal Attempts

Career 14, vs. Middle Tenn. (Jan. 21, 2017)

Season 13, at Ole Miss (Dec. 31, 2017)

3-Point Field Goals

Career 6, at Ole Miss (Dec. 31, 2017)

Season 6, at Ole Miss (Dec. 31, 2017)

3-Point Field Goal Attempts

Career 11, vs. Middle Tenn. (Jan. 21, 2017)

Season 10, 2x, last at Ole Miss (Dec. 31, 2017)

Free Throws

Career 7, vs. Iowa State (March 2, 2015)

Season 5, at Georgia (Jan. 13, 2018)

Free Throw Attempts

Career 8, vs. Iowa State (March 2, 2015)

Season 7, at Georgia (Jan. 13, 2018)

Rebounds

Career 7, at Georgia (Jan. 13, 2018)

Season 7, at Georgia (Jan. 13, 2018)

Assists

Career 4, 2x, last FIU (Nov. 27, 2017)

Season 4, 2x, last FIU (Nov. 27, 2017)

Blocks

Career 2, vs. Idaho (Nov. 13, 2013)

Season 1, 2x, last FIU (Nov. 27, 2017)

Steals

Career 3, 3x, last vs. Wyoming (Dec. 6, 2017)

Season 3, vs. Wyoming (Dec. 6, 2017)

Minutes

Career 34, 3x, last at Ole Miss (Dec. 31, 2017)

Season 34, 3x, last at Ole Miss (Dec. 31, 2017)

2017-18 GAME-BY-GAME STATS

Opponent	Date	GS	Min	FG-FGA	Pct	3FG-3FGA	Pct	FT-FTA	Pct	Off	Def	Tot	Avg	PF	FO	A	TO	Blk	Stl	Pts	Avg
at Wofford	11/10	*	25	4-6	.667	3-5	.600	1-2	.500	0	0	0	0.0	1	0	0	0	0	1	12	12.0
Western Michigan	11/13	*	30	5-8	.625	3-6	.500	1-3	.333	0	2	2	1.0	2	0	0	1	1	0	14	13.0
vs. Illinois State	11/16	*	28	3-10	.300	3-10	.300	1-2	.500	0	4	4	2.0	2	0	4	2	0	0	10	12.0
vs. UTPEP	11/17	*	25	2-6	.333	1-4	.250	2-2	1.000	0	2	2	2.0	1	0	1	4	0	0	7	10.8
vs. Western Michigan	11/19	*	19	4-10	.400	3-9	.333	0-0	.000	0	0	0	1.6	1	0	0	2	0	2	11	10.8
at FIU	11/27	*	34	4-8	.500	4-8	.500	0-0	.000	1	3	4	2.0	0	0	4	0	1	3	12	11.0
vs. Temple	11/30	*	20	1-7	.143	0-3	.000	2-2	1.000	0	2	2	2.0	1	0	1	0	0	1	4	10.0
UMass	12/2	*	29	3-8	.375	2-5	.400	1-2	.500	0	4	4	2.3	1	0	1	2	0	1	9	9.9
Wyoming	12/6	*	24	6-10	.600	3-5	.600	1-2	.500	1	5	6	2.7	4	0	2	1	0	3	16	10.6
Coastal Carolina	12/9	*	34	7-12	.583	3-7	.429	2-4	.500	1	4	5	2.9	2	0	3	2	0	2	19	11.4
at Clemson	12/19	*	15	0-4	.000	0-2	.000	2-2	1.000	2	0	2	2.8	4	0	0	1	0	0	2	10.5
Limestone	12/27	*	28	6-10	.600	5-9	.555	2-2	1.000	0	4	4	2.9	1	0	0	0	0	0	17	11.1
at Ole Miss	12/31	*	34	7-13	.538	6-10	.600	1-2	.500	0	1	1	2.8	2	0	2	0	0	0	21	11.8
Missouri	1/3	*	25	1-5	.200	0-3	.000	3-4	.750	1	4	5	2.9	0	0	0	0	1	2	5	11.4
Vanderbilt	1/6	-	28	0-4	.000	0-0	.000	4-7	.571	0	4	4	3.0	2	0	0	1	0	3	4	10.9
at Alabama	1/9	-	21	1-3	.333	1-3	.333	3-3	1.000	0	3	3	3.0	1	0	0	0	0	0	6	10.6
at Georgia	1/13	-	25	5-9	.556	2-5	.400	5-7	.714	2	5	7	3.2	3	0	1	0	0	1	17	10.9
Kentucky	1/16																				
Tennessee	1/20																				
at Florida	1/24																				
Texas Tech	1/27																				
Miss. State	1/31																				
at Texas A&M	2/3																				
at Arkansas	2/6																				
Florida	2/10																				
at Tennessee	2/13																				
Auburn	2/17																				
Georgia	2/21																				
at Miss. State	2/24																				
LSU	2/28																				
at Auburn	3/3																				
vs. SEC Tourn.	3/7-11																				
vs. NCAA Tourn.	3/15-4/2																				

CAREER STATISTICS

Season	GP-GS	Min	Avg	FG	FGA	Pct	3FG	3FGA	Pct	FT	FIA	Pct	Off	Def	Tot	Avg	PF	FO	Ast	TO	Blk	Stl	Pts	Avg
2013-14%	32-0	451	14.1	49	134	.366	42	114	.368	24	36	.667	14	35	49	1.5	50	0	17	19	5	14	164	5.1
2014-15%	32-0	459	14.3	48	146	.329	36	119	.303	28	34	.824	10	34	44	1.4	45	0	18	23	5	16	160	5.0
2015-16^																								
DNP - redshirted due to NCAA transfer rules																								
2016-17^	30-10	502	16.7	58	153	.379	35	119	.294	19	23	.826	13	36	49	1.6	54	1	16	19	2	12	170	5.7
2017-18	17-14	444	26.1	58	133	.436	39	94	.415	31	46	.674	8	47	55	3.2	28	0	19	16	3	19	186	10.9
Totals	111-24	1822	16.4	213	566	.376	152	450	.338	102	137	.746	45	152	197	1.8	175	1	70	77	15	58	680	6.1

% - at Oklahoma // ^ at FAU

(SEC ONLY)

Season	GP-GS	Min	Avg	FG	FGA	Pct	3FG	3FGA	Pct	FT	FIA	Pct	Off	Def	Tot	Avg	PF	FO	Ast	TO	Blk	Stl	Pts	Avg
2018	5-2	133	26.6	14	34	.412	9	21	.429	16	23	.696	3	17	20	4.0	8	0	3	1	1	6	53	10.6



#15 WESLEY MYERS

GRADUATE STUDENT | GUARD | 6'1" | 193 | 3 LETTERS

BROOKLYN, N.Y. | BOYS & GIRLS HIGH SCHOOL/NIAGARA/MAINE

SEASON NOTABLES

- > Graduate transfer who has played at Niagara and Maine
- > Posted eight points with a steal in exhibition vs. Erskine (Oct. 30), and provided 11 points with four steals in the Hoops 4 Hurricane Relief exhibition vs. Virginia Tech (Nov. 5)
- > Scored 10 points off the bench in opener at Wofford (Nov. 10), adding two assists and a steal
- > Matched season-high with three rebounds in win over UTEP (Nov. 17), also had an assist and a steal
- > Tied for the team lead with 14 points in victory over Western Michigan (Nov. 19) in the final game of the Puerto Rico Tip-Off, recorded his 1,000th career point with a fast break layup in the first half
- > Played season-high 31 minutes off the bench, scoring 10 points in loss at Clemson (Dec. 19)
- > Dished put a career-high six assists, adding five points and five rebounds in win vs. Limestone (Dec. 19)
- > Tallied five assists in loss at Ole Miss (Dec. 31), made first career start in Garnet and Black at point guard and played 30 minutes
- > Started second straight game in loss vs. Mizzou (Jan. 3) and scored 10 points
- > Scored season-high 17 points (all in second half) in win vs. Vandy (Jan. 6), went 4-for-5 from the field
- > Led team with 15 points in loss at Alabama (Jan. 9) in 30 minutes

SUPERLATIVES

	'17-18 Season	Career
Double-figure scoring	6	28
Team high assists	6	6^

* led or shared team lead | ^ at Carolina

MYERS' CAREER HIGHS

Points

- Career 33, vs. UMBC (Feb. 4, 2017)
- Season 17, vs. Vanderbilt (Jan. 6, 2018)

Field Goals

- Career 12, vs. UML (Jan. 11, 2017)
- Season 5, 2x, last vs. Mizzou (Jan. 3, 2018)

Field Goal Attempts

- Career 22, vs. UML (Jan. 11, 2017)
- Season 11, vs. Mizzou (Jan. 3, 2018)

3-Point Field Goals

- Career 4, at Stony Brook (Feb. 12, 2017)
- Season 2, at Wofford (Nov. 10, 2017)

3-Point Field Goal Attempts

- Career 8, at Stony Brook (Feb. 12, 2017)
- Season 4, 2x, last vs. Illinois State (Nov. 16, 2017)

Free Throws

- Career 10, at Dartmouth (Dec. 10, 2016)
- Season 8, vs. Vanderbilt (Jan. 6, 2018)

Free Throw Attempts

- Career 12, 3x, last vs. Vanderbilt (Jan. 6, 2018)
- Season 12, vs. Vanderbilt (Jan. 6, 2018)

Rebounds

- Career 10, at Stony Brook (Feb. 12, 2017)
- Season 5, 2x, last vs. Limestone (Dec. 27, 2017)

Assists

- Career 6, vs. Limestone (Dec. 27, 2017)
- Season 6, vs. Limestone (Dec. 27, 2017)

Blocks

- Career 3, at Brown (Dec. 22, 2016)
- Season 1, 2x, last vs. Limestone (Dec. 27, 2017)

Steals

- Career 4, vs. UML (Jan. 11, 2017)
- Season 1, 4x, last vs. Vanderbilt (Jan. 6, 2018)

Minutes

- Career 38, 4x times, last vs. UMBC (Feb. 4, 2017)
- Season 31, at Clemson (Dec. 19, 2017)

2017-18 GAME-BY-GAME STATS

Opponent	Date	GS	Min	FG-FGA	Pct	3FG-FGA	Pct	FT-FTA	Pct	Off	Def	Tot	Avg	PF	FO	A	TO	Blk	Stl	Pts	Avg
at Wofford	11/10	-	17	3-6	.500	2-4	.500	2-2	1.000	0	3	3	3.0	0	0	2	2	0	1	10	10.0
Western Michigan	11/13	-	12	2-5	.400	0-1	.000	0-0	.000	0	2	2	2.5	2	0	0	1	0	0	4	7.0
vs. Illinois State	11/16	-	15	2-7	.286	1-4	.250	0-0	.000	0	1	1	2.0	1	0	0	1	0	0	5	6.3
vs. UTEP	11/17	-	14	1-2	.500	0-1	.000	0-0	.000	0	3	3	2.3	1	0	1	1	0	1	2	5.3
vs. Western Michigan	11/19	-	27	5-9	.556	0-1	.000	4-5	.800	0	5	5	2.8	2	0	2	2	0	1	14	7.0
at FIU	11/27	-	7	0-2	.000	0-1	.000	0-0	.000	0	1	1	2.5	1	0	0	1	0	0	0	5.8
vs. Temple	11/30	-	18	2-6	.333	1-2	.500	0-0	.000	2	0	2	2.4	1	0	2	1	0	0	5	5.7
UMass	12/2	-	13	1-2	.500	0-1	.000	1-2	.500	2	1	3	2.5	0	0	2	0	0	0	3	5.4
Wyoming	12/6	-	23	0-4	.000	0-1	.000	1-2	.500	1	1	2	2.4	2	0	3	0	1	1	1	4.9
Coastal Carolina	12/9	-	11	1-2	.500	1-1	1.000	3-4	.750	1	0	1	2.3	2	0	0	1	0	0	6	5.0
at Clemson	12/19	-	31	4-7	.571	1-2	.500	1-2	.500	1	2	3	2.4	1	0	0	1	0	0	10	5.5
Limestone	12/27	-	25	2-6	.333	0-0	.000	1-4	.250	0	5	5	2.6	1	0	6	2	1	0	5	5.4
at Ole Miss	12/31	*	30	1-7	.143	0-1	.000	1-3	.333	1	1	2	2.5	4	0	5	4	0	0	3	5.2
Missouri	1/3	*	27	5-11	.455	0-2	.000	0-2	.000	0	1	1	2.4	5	1	2	2	0	0	10	5.6
Vanderbilt	1/6	*	22	4-5	.800	1-1	1.000	8-12	.667	1	2	3	2.5	3	0	1	2	0	1	17	6.3
at Alabama	1/9	*	30	4-9	.444	2-3	.667	5-6	.833	1	0	1	2.4	3	0	2	3	0	0	15	6.1
at Georgia	1/13	*	29	1-4	.250	0-1	.000	4-6	.667	0	3	3	2.4	4	0	0	2	1	0	6	6.8
Kentucky	1/16																				
Tennessee	1/20																				
at Florida	1/24																				
Texas Tech	1/27																				
Miss. State	1/31																				
at Texas A&M	2/3																				
at Arkansas	2/6																				
Florida	2/10																				
at Tennessee	2/13																				
Auburn	2/17																				
Georgia	2/21																				
at Miss. State	2/24																				
LSU	2/28																				
at Auburn	3/3																				
vs. SEC Tourn.	3/7-11																				
vs. NCAA Tourn.	3/15-4/2																				

CAREER STATISTICS

Season	GP-GS	Min	Avg	FG	FGA	Pct	3FG	3FGA	Pct	FT	FIA	Pct	Off	Def	Tot	Avg	PF	FO	Ast	TO	Blk	Stl	Pts	Avg
2013-14%	33-14	747	22.6	78	198	.394	20	63	.317	44	66	.667	19	73	92	2.8	61	1	39	47	6	21	220	6.7
2014-15%	30-16	882	29.4	94	220	.427	34	81	.420	61	86	.709	21	76	97	3.2	60	1	45	54	10	30	283	9.4
2015-16^																								
DNP - redshirted due to NCAA transfer rules																								
2016-17^	28-20	844	30.1	164	375	.437	34	99	.343	110	142	.775	35	91	126	4.5	57	1	44	62	16	30	472	16.9
2017-18	17-5	351	20.6	38	94	.404	9	27	.333	31	50	.620	10	31	41	2.4	33	1	28	26	3	5	116	6.8
Totals	108-55	2824	26.1	374	887	.423	97	270	.359	246	344	.715	86	271	356	3.3	211	4	156	189	35	86	1091	10.1

% - at Niagara // ^ at Maine

(SEC ONLY)

Season	GP-GS	Min	Avg	FG	FGA	Pct	3FG	3FGA	Pct	FT	FIA	Pct	Off	Def	Tot	Avg	PF	FO	Ast	TO	Blk	Stl	Pts	Avg
2018	5-5	138	27.6	15	36	.417	3	8	.375	18	29	.621	3	7	10	2.0	19	1	10	13	1	1	51	10.2



#2 HASSANI GRAVETT

R-JUNIOR | GUARD | 6'2" | 187 | 1 LETTER

VILLA RICA, GA./ALEXANDER/PENSACOLA STATE COLLEGE

SEASON NOTABLES

- > Averaged 3.2 points, 1.6 rebounds and is the top returning assist maker from last season after dishing 1.4 per game
- > Set a new career-high with 15 points in just 19 minutes of action in win vs. Western Michigan (Nov. 10), went 3-for-3 from deep for a new single-game career-high in made 3s
- > Had 10 points and pulled down a career-high nine rebounds in loss vs. Illinois State (Nov. 16)
- > Set new career-high with nine assists in just 21 minutes in victory over UTEP (Nov. 17)
- > Led team with six assists in win over Western Michigan in final game of Puerto Rico Tip-Off (Nov. 19), also had five rebounds and nine points in 27 minutes
- > Had seven assists to go alongside just one turnover in win at FIU (Nov. 27), pulled down career-high 10 rebounds in 28 minutes, also had seven points
- > Scored 14 points, had four assists and zero turnovers in win vs. UMASS (Dec. 2), posted career-highs in free throws (6), free throw attempts (9) and steals (3)
- > Sunk the game-winning basket with 6.5 seconds to go vs. Coastal Carolina (Dec. 9) after scoring with contact, made the ensuing FT to finish with nine points
- > Made SEC debut in loss at Alabama (Jan. 9), scored seven points in 15 minutes in first game back from ankle injury
- > Scored 11 points off the bench in 27 minutes in road win against Georgia (Jan. 13), went 5-for-6 from the FT line

SUPERLATIVES

	'17-18 Season	Career
Double-figure scoring	4	7
5+ assists	4	6
Team high assists*	6	10
Team high steals*	2	3

* led or shared team lead

GRAVETT'S CAREER HIGHS

Points

- Career* 15, vs. Western Michigan (Nov. 13)
Season 15, vs. Western Michigan (Nov. 13)

Field Goals

- Career* 4, 4x, last vs. UMASS (Dec. 20)
Season 4, 2x, last vs. UMASS (Dec. 20)

Field Goal Attempts

- Career* 13, vs. Illinois State (Nov. 16, 2017)
Season 13, vs. Illinois State (Nov. 16, 2017)

3-Point Field Goals

- Career* 3, vs. Western Michigan (Nov. 13, 2017)
Season 3, vs. Western Michigan (Nov. 13, 2017)

3-Point Field Goal Attempts

- Career* 10, vs. Illinois State (Nov. 16, 2017)
Season 10, vs. Illinois State (Nov. 16, 2017)

Free Throws

- Career* 6, vs. UMASS (Dec. 2, 2017)
Season 6, vs. UMASS (Dec. 2, 2017)

Free Throw Attempts

- Career* 9, vs. UMASS (Dec. 2, 2017)
Season 9, vs. UMASS (Dec. 2, 2017)

Rebounds

- Career* 10, at FIU (Nov. 27, 2017)
Season 10, at FIU (Nov. 27, 2017)

Assists

- Career* 9, vs. UTEP (Nov. 17, 2017)
Season 9, vs. UTEP (Nov. 17, 2017)

Blocks

- Career* 1, 3x, last vs. Wyoming (Dec. 6, 2017)
Season 1, 2x, last vs. Wyoming (Dec. 6, 2017)

Steals

- Career* 3, UMASS (Dec. 2, 2017)
Season 3, UMASS (Dec. 2, 2017)

Minutes

- Career* 37, at Ole Miss (March 4, 2017)
Season 33, vs. Illinois State (Nov. 16, 2017)

2017-18 GAME-BY-GAME STATS

Opponent	Date	GS	Min	FG-FGA	Pct	3FG-FGA	Pct	FT-FTA	Pct	Off	Def	Tot	Avg	PF	FO	A	TO	Blk	Stl	Pts	Avg
at Wofford	11/10	*	25	2-7	.285	1-2	.500	0-0	.000	0	2	2	2.0	0	0	3	0	0	0	5	5.0
Western Michigan	11/13	*	19	4-5	.800	3-3	1.000	4-4	1.000	0	4	4	3.0	2	0	2	2	0	0	15	10.0
vs. Illinois State	11/16	*	33	3-13	.231	2-10	.200	2-4	.500	0	9	5.0	2	0	5	1	0	0	10	10.0	
vs. UTEP	11/17	*	21	3-6	.500	0-1	.000	0-0	.000	1	3	4	4.8	2	0	9	4	0	1	6	9.0
vs. Western Michigan	11/19	*	27	2-8	.250	1-4	.250	4-8	.500	0	5	5	4.8	1	0	6	2	0	0	9	9.0
at FIU	11/27	*	28	3-5	.600	1-2	.500	0-0	.000	3	7	10	5.7	1	0	7	1	0	1	7	8.7
vs. Temple	11/30	*	28	3-6	.500	1-3	.333	0-0	.000	0	3	3	5.3	1	0	1	3	1	0	7	8.4
UMass	12/2	*	31	4-8	.500	0-1	.000	6-9	.667	1	1	2	4.9	0	0	4	0	0	3	14	9.1
Wyoming	12/6	*	24	3-6	.500	0-2	.000	3-4	.750	1	0	1	4.4	3	0	2	3	1	0	9	9.1
Coastal Carolina	12/9	*	25	3-9	.333	0-2	.000	3-5	.600	1	0	1	4.1	3	0	4	2	0	1	9	9.1
at Clemson	12/19	*	15	1-7	.142	1-5	.200	0-0	.000	0	1	1	3.8	3	0	1	1	0	0	3	8.5
Limestone	12/27	*	24	2-9	.222	0-3	.000	2-2	1.000	0	4	4	3.8	1	0	3	3	0	0	6	8.3
at Ole Miss	12/31	-	-	-	-	-	-	-	-	-	-	-	3.8	-	-	-	-	-	-	-	8.3
Missouri	1/3	-	-	-	-	-	-	-	-	-	-	-	3.8	-	-	-	-	-	-	-	8.3
Vanderbilt	1/6	-	-	-	-	-	-	-	-	-	-	-	3.8	-	-	-	-	-	-	-	8.3
at Alabama	1/9	-	15	3-4	.750	1-2	.500	0-0	.000	0	2	2	3.7	0	0	1	1	1	0	7	8.2
at Georgia	1/13	-	27	2-5	.400	2-5	.400	5-6	.833	0	3	3	3.6	0	0	2	1	0	1	11	8.4
Kentucky	1/16																				
Tennessee	1/20																				
at Florida	1/24																				
Texas Tech	1/27																				
Miss. State	1/31																				
at Texas A&M	2/3																				
at Arkansas	2/6																				
Florida	2/10																				
at Tennessee	2/13																				
Auburn	2/17																				
Georgia	2/21																				
at Miss. State	2/24																				
LSU	2/28																				
at Auburn	3/3																				
vs. SEC Tourn.	3/7-11																				
vs. NCAA Tourn.	3/15-4/2																				

CAREER STATISTICS

Season	GP-GS	Min	Avg	FG	FGA	Pct	3FG	3FGA	Pct	FT	FTA	Pct	Off	Def	Tot	Avg	PF	FO	Ast	TO	Blk	Stl	Pts	Avg
2016-17	35-3	582	16.6	39	133	.293	15	69	.217	20	31	.645	16	41	57	1.6	48	1	49	37	1	14	113	3.2
2017-18	14-12	342	24.4	38	98	.388	13	45	.289	29	42	.690	7	44	51	3.6	19	0	50	24	3	7	118	8.4
Totals	49-15	924	18.9	77	231	.333	28	114	.246	49	73	.671	23	85	108	2.2	67	1	99	61	4	21	231	4.7

(SEC ONLY)

Season	GP-GS	Min	Avg	FG	FGA	Pct	3FG	3FGA	Pct	FT	FTA	Pct	Off	Def	Tot	Avg	PF	FO	Ast	TO	Blk	Stl	Pts	Avg
2017	17-2	284	16.7	18	61	.295	8	33	.242	12	17	.706	9	15	24	1.4	23	0	23	17	0	7	56	3.3
2018	2-0	42	21.0	5	9	.556	3	7	.429	5	6	.833	0	5	5	2.5	0	0	3	2	1	1	18	9.0
Totals	19-2	326	17.2	23	70	.329	11	40	.275	17	23	.739	9	20	29	1.5	23	0	26	19	1	8	74	3.9



#1 KORY HOLDEN

R-JUNIOR | GUARD | 6'1" | 197 | 2 LETTERS

SALISBURY, MD./DELAWARE

SEASON NOTABLES

- > Transfer guard from Delaware who posted 892 career points in two seasons with the Blue Hens
- > Dished two assists in exhibition vs. Erskine (Oct. 30), but didn't play in the Hoops 4 Hurricane Relief exhibition vs. Virginia Tech due to a sore knee
- > Saw first action as a Gamecock at Wofford (Nov. 10), scoring two points with two rebounds and two assists
- > Came off the bench to score six points in win vs. Western Michigan (Nov. 13)
- > Scored in double-digits for the first time as a Gamecock finishing with 11 points in just 16 minutes off the bench in victory over UTEP (Nov. 17), went 4-for-5 from the field and had two assists
- > Tallied eight points in 15 minutes off the bench in loss at Clemson (Dec. 19), left the game early due to injury
- > Out indefinitely due to a left hamstring strain suffered in the Clemson contest

SUPERLATIVES

	'17-18	Career
Double-figure scoring	1	44
3+ assists	2	50
5+ assists	-	29

* led or shared team lead

HOLDEN'S CAREER HIGHS

Points

Career 35, vs. Boston College (Dec. 19, 2015)

Season 11, vs. UTEP (Nov. 17, 2017)

Field Goals

Career 12, vs. Boston College (Dec. 19, 2015)

Season 4, 2x, last at Clemson (Dec. 19, 2017)

Field Goal Attempts

Career 26, vs. Boston College (Dec. 19, 2015)

Season 6, vs. Western Michigan (Nov. 13, 2017)

3-Point Field Goals

Career 6, 3x, last vs. William & Mary (Jan. 28, 2016)

Season 1, vs. UTEP (Nov. 17, 2017)

3-Point Field Goal Attempts

Career 13, vs. Boston College (Dec. 19, 2015)

Season 2, vs. UTEP (Nov. 17, 2017)

Free Throws

Career 15, twice, last at Towson (Jan. 30, 2016)

Season 2, vs. UTEP (Nov. 17, 2017)

Free Throw Attempts

Career 16, at UNCW (Jan. 8, 2015)

Season 4, vs. UTEP (Nov. 17, 2017)

Rebounds

Career 7, 4x, last vs. Col of Charl. (March 4, 2016)

Season 4, vs. Wyoming (Dec. 6, 2017)

Assists

Career 9, vs. William & Mary (Jan. 22, 2015)

Season 3, 2x, last vs. Coastal Carolina (Dec. 9, 2017)

Blocks

Career 1, 7x, last at Clemson (Dec. 19, 2017)

Season 1, at Clemson (Dec. 19, 2017)

Steals

Career 3, at Robert Morris (Dec. 22, 2014)

Season 1, at Clemson (Dec. 19, 2017)

Minutes

Career 45, at Towson (Jan. 30, 2016)

Season 16, 2x, last vs. Wyoming (Dec. 6, 2017)

2017-18 GAME-BY-GAME STATS

Opponent	Date	GS	Min	FG-FGA	Pct	3FG-FGA	Pct	FT-FTA	Pct	Off	Def	Tot	Avg	PF	FO	A	TO	Blk	Stl	Pts	Avg
at Wofford	11/10	-	8	1-2	.500	0-1	.000	0-0	.000	1	1	2	2.0	3	0	2	0	0	0	2	2.0
Western Michigan	11/13	-	12	3-6	.500	0-1	.000	0-0	.000	0	3	3	2.5	0	0	1	2	0	0	6	4.0
vs. Illinois State	11/16	-	7	0-2	.000	0-0	.000	0-0	.000	0	0	0	1.3	3	0	1	2	0	0	0	2.7
vs. UTEP	11/17	-	16	4-5	.800	1-2	.500	2-4	.500	0	0	0	1.3	1	0	2	1	0	0	11	4.8
vs. Western Michigan	11/19	-	9	1-3	.333	1-1	1.000	3-4	.750	1	0	1	1.2	3	6	1	0	0	0	6	5.0
at FIU	11/27	-	12	0-3	.000	0-2	.000	0-1	.000	0	0	0	1.0	1	0	2	2	0	0	0	4.2
vs. Temple	11/30	-	4	0-2	.000	0-0	.000	0-0	.000	0	0	0	0.9	1	0	0	0	0	0	0	3.6
UMass	12/2	-	8	0-1	.000	0-1	.000	0-0	.000	0	0	0	0.8	0	0	3	4	0	0	0	3.1
Wyoming	12/6	-	16	0-3	.000	0-2	.000	1-2	.500	0	4	4	1.1	0	0	2	2	0	0	1	2.9
Coastal Carolina	12/9	-	13	1-5	.200	0-1	.000	0-0	.000	1	0	1	1.1	1	0	3	1	0	0	2	2.8
at Clemson	12/19	-	15	4-5	.800	0-0	.000	0-0	.000	0	1	1	1.1	0	0	1	3	1	1	8	3.3
Limestone	12/27	-	-	-	-	-	-	-	-	-	-	-	1.1	-	-	-	-	-	-	-	3.3
at Ole Miss	12/31	-	-	-	-	-	-	-	-	-	-	-	1.1	-	-	-	-	-	-	-	3.3
Missouri	1/3	-	-	-	-	-	-	-	-	-	-	-	1.1	-	-	-	-	-	-	-	3.3
Vanderbilt	1/6	-	-	-	-	-	-	-	-	-	-	-	1.1	-	-	-	-	-	-	-	3.3
at Alabama	1/9	-	-	-	-	-	-	-	-	-	-	-	1.1	-	-	-	-	-	-	-	3.3
at Georgia	1/13	-	-	-	-	-	-	-	-	-	-	-	1.1	-	-	-	-	-	-	-	3.3
Kentucky	1/16	-	-	-	-	-	-	-	-	-	-	-	-	-	-	-	-	-	-	-	-
Tennessee	1/20	-	-	-	-	-	-	-	-	-	-	-	-	-	-	-	-	-	-	-	-
at Florida	1/24	-	-	-	-	-	-	-	-	-	-	-	-	-	-	-	-	-	-	-	-
Texas Tech	1/27	-	-	-	-	-	-	-	-	-	-	-	-	-	-	-	-	-	-	-	-
Miss. State	1/31	-	-	-	-	-	-	-	-	-	-	-	-	-	-	-	-	-	-	-	-
at Texas A&M	2/3	-	-	-	-	-	-	-	-	-	-	-	-	-	-	-	-	-	-	-	-
at Arkansas	2/6	-	-	-	-	-	-	-	-	-	-	-	-	-	-	-	-	-	-	-	-
Florida	2/10	-	-	-	-	-	-	-	-	-	-	-	-	-	-	-	-	-	-	-	-
at Tennessee	2/13	-	-	-	-	-	-	-	-	-	-	-	-	-	-	-	-	-	-	-	-
Auburn	2/17	-	-	-	-	-	-	-	-	-	-	-	-	-	-	-	-	-	-	-	-
Georgia	2/21	-	-	-	-	-	-	-	-	-	-	-	-	-	-	-	-	-	-	-	-
at Miss. State	2/24	-	-	-	-	-	-	-	-	-	-	-	-	-	-	-	-	-	-	-	-
LSU	2/28	-	-	-	-	-	-	-	-	-	-	-	-	-	-	-	-	-	-	-	-
at Auburn	3/3	-	-	-	-	-	-	-	-	-	-	-	-	-	-	-	-	-	-	-	-
vs. SEC Tourn.	3/7-11	-	-	-	-	-	-	-	-	-	-	-	-	-	-	-	-	-	-	-	-
vs. NCAA Tourn.	3/15-4/2	-	-	-	-	-	-	-	-	-	-	-	-	-	-	-	-	-	-	-	-

CAREER STATISTICS

Season	GP-GS	Min	Avg	FG	FGA	Pct	3FG	3FGA	Pct	FT	FTA	Pct	Off	Def	Tot	Avg	PF	FO	Ast	TO	Blk	Stl	Pts	Avg
2014-15%	29-28	990	34.1	117	296	.395	24	64	.375	102	135	.756	16	74	90	3.1	58	2	144	95	4	16	360	12.4
2015-16%	30-27	1088	36.3	181	459	.394	69	178	.388	101	127	.795	16	75	91	3.0	62	0	126	88	2	12	532	17.7
2017-18	11-0	120	10.9	14	37	.378	2	11	.182	6	11	.545	3	9	12	1.1	13	0	18	17	1	1	36	3.3
Totals	70-55	2213	31.6	312	792	.394	95	253	.375	209	273	.766	35	158	193	2.8	133	2	288	200	7	29	928	13.3

% - at Delaware

(SEC ONLY)

Season	GP-GS	Min	Avg	FG	FGA	Pct	3FG	3FGA	Pct	FT	FTA	Pct	Off	Def	Tot	Avg	PF	FO	Ast	TO	Blk	Stl	Pts	Avg
2018																								



#30 CHRIS SILVA

JUNIOR | FORWARD | 6'9" | 223 | 2 LETTERS

LIBREVILLE, GABON/ROSELLE (N.J.)

SEASON NOTABLES

- > Gamecocks top returning scorer (10.2), rebounder (6.1) and shot blocker (1.4)
- > ESPN's Jay Bilas ranked him as one of his "30 best in-your-grill" defenders
- > Had sixth career double-double in win vs. Western Michigan (Nov. 13) with 10 points and 10 rebounds; made first career 3-pointer in the first half
- > Poured in 26 points in road win at FIU (Nov. 27), went 10-for-13 (10 made field goals were career-high) and also had 10 rebounds for his seventh career double-double and his second of the 2017-18 campaign
- > Led team with 19 points and 10 rebounds in win over Wyoming (Dec. 6), marked his third double-double of the season and the eighth of his career
- > Had 15 points and nine rebounds in win over Coastal Carolina (Dec. 9), went 10-for-13 at the free throw line and played career-high 35 minutes
- > Had 21 points & 13 rebounds (tied career high) in loss at Ole Miss (Dec. 31), also went 11-of-14 at FT line & had two blocks
- > Recorded 18 points in just 17 minutes of action in loss vs. Mizzou (Jan. 3), went 9-for-10 at the free throw line and knocked down his fourth 3 of the season in the second half
- > Scored new career-high 27 points in win vs. Vanderbilt (Jan. 6), also had eight rebounds in 31 minutes, went 9-for-15 from the field and 9-for-12 at the charity stripe
- > Tallied 14 points, nine rebounds, a career-high four assists and two blocks in win at Georgia (Jan. 13), went 8-for-10 at FT line

SUPERLATIVES

	'17-18 Season	Career
Double-figure scoring	13	41
Double-Figure rebounding	5	12
Double-doubles	4	9
2+ blocks	7	33
Team high scoring*	8	10
Team high rebounding*	13	35
Team high blocks*	10	36

* led or shared team lead

SILVA'S CAREER HIGHS

Points

Career 27, vs. Vanderbilt (Jan. 6, 2018)

Season 27, vs. Vanderbilt (Jan. 6, 2018)

Field Goals

Career 10, at FIU (Nov. 27, 2017)

Season 10, at FIU (Nov. 27, 2017)

Field Goal Attempts

Career 15, vs. Vanderbilt (Jan. 6, 2018)

Season 15, vs. Vanderbilt (Jan. 6, 2018)

3-Point Field Goals

Career 1, 4x, last vs. Mizzou (Jan. 3, 2018)

Season 1, 4x, last vs. Mizzou (Jan. 3, 2018)

3-Point Field Goal Attempts

Career 2, vs. UTEP (Nov. 17, 2017)

Season 2, vs. UTEP (Nov. 17, 2017)

Free Throws

Career 11, at Ole Miss (Dec. 31, 2017)

Season 11, at Ole Miss (Dec. 31, 2017)

Free Throw Attempts

Career 14, 3x, last at Ole Miss (Dec. 31, 2017)

Season 14, 3x, last at Ole Miss (Dec. 31, 2017)

Rebounds

Career 13, 2x, last at Ole Miss (Dec. 31, 2017)

Season 13, at Ole Miss (Dec. 31, 2017)

Assists

Career 4, at Georgia (Jan. 13, 2018)

Season 4, at Georgia (Jan. 13, 2018)

Blocks

Career 5, vs. FIU (Dec. 4, 2016)

Season 3, 2x, last vs. Coastal Carolina (Dec. 9, 2017)

Steals

Career 3, twice, last vs. FIU (Dec. 4, 2016)

Season 2, 3x, last vs. Coastal Carolina (Dec. 9, 2017)

Minutes Played

Career 35, 2x, last at Georgia (Jan. 13, 2018)

Season 35, 2x, last at Georgia (Jan. 13, 2018)

2017-18 GAME-BY-GAME STATS

Opponent	Date	GS	Min	FG-FGA	Pct	3FG-FGA	Pct	FT-FTA	Pct	Off	Def	Tot	Avg	PF	FO	A	TO	Blk	Stl	Pts	Avg
at Wofford	11/10	*	20	2-5	.400	0-1	.000	5-6	.833	3	7	10	10.0	3	0	2	5	2	2	9	9.0
Western Michigan	11/13	*	21	3-5	.600	1-1	1.000	3-4	.750	2	8	10	10.0	3	0	1	1	1	1	10	9.5
vs. Illinois State	11/16	*	17	0-1	.000	0-0	.000	10-14	.714	2	4	6	8.7	5	1	1	2	3	0	10	9.7
vs. UTEP	11/17	*	23	3-8	.375	1-2	.500	8-9	.889	3	4	7	8.3	4	0	1	4	2	1	15	11.0
vs. Western Michigan	11/19	*	25	4-5	.800	0-0	.000	6-8	.750	3	2	5	7.6	3	0	2	0	0	1	14	11.6
at FIU	11/27	*	29	10-13	.770	0-0	.000	6-10	.600	3	7	10	8.0	4	0	1	4	1	0	26	14.0
vs. Temple	11/30	*	28	2-10	.200	0-1	.000	1-2	.500	4	5	9	8.1	3	0	1	6	2	0	5	12.7
UMass	12/2	*	18	6-7	.857	0-0	.000	2-3	.667	0	4	4	7.6	4	0	1	3	0	2	14	12.9
Wyoming	12/6	*	27	5-9	.556	0-1	.000	9-14	.643	2	8	10	7.9	3	0	2	3	1	0	19	13.6
Coastal Carolina	12/9	*	35	2-5	.400	1-1	1.000	10-13	.769	2	7	9	8.0	1	0	1	1	3	2	15	13.7
at Clemson	12/19	*	25	4-10	.400	0-1	.000	4-4	1.000	3	6	9	8.1	4	0	0	4	1	0	12	13.5
Limestone	12/27	*	10	0-3	.000	0-0	.000	4-4	1.000	3	4	7	8.0	3	0	0	0	1	0	4	12.8
at Ole Miss	12/31	*	30	5-11	.455	0-0	.000	11-14	.786	6	7	13	8.4	4	0	1	1	2	0	21	13.4
Missouri	1/3	*	17	4-6	.667	1-1	1.000	9-10	.900	3	2	5	8.1	4	0	0	4	1	0	18	13.7
Vanderbilt	1/6	*	31	9-15	.600	0-0	.000	9-12	.750	2	6	8	8.1	1	0	1	1	0	0	27	14.6
at Alabama	1/9	*	18	2-8	.250	0-0	.000	5-7	.714	3	1	4	7.9	5	1	0	2	0	2	9	14.3
at Georgia	1/13	*	35	3-10	.300	0-1	.000	8-10	.800	4	5	9	7.9	3	0	4	1	2	0	14	14.2
Kentucky	1/16																				
Tennessee	1/20																				
at Florida	1/24																				
Texas Tech	1/27																				
Miss. State	1/31																				
at Texas A&M	2/3																				
at Arkansas	2/6																				
Florida	2/10																				
at Tennessee	2/13																				
Auburn	2/17																				
Georgia	2/21																				
at Miss. State	2/24																				
LSU	2/28																				
at Auburn	3/3																				
vs. SEC Tourn.	3/7-11																				
vs. NCAA Tourn.	3/15-4/2																				

CAREER STATISTICS

Season	GP-GS	Min	Avg	FG	FGA	Pct	3FG	3FGA	Pct	FT	FIA	Pct	Off	Def	Tot	Avg	PF	FO	Ast	TO	Blk	Stl	Pts	Avg
2015-16	32-6	425	13.3	53	110	.482	0	0	.000	67	110	.609	56	87	143	4.5	100	3	6	34	28	14	173	5.4
2016-17	37-37	776	21.0	122	233	.524	0	1	.000	134	179	.749	84	141	225	6.1	141	10	13	69	51	22	378	10.2
2017-18	17-17	409	24.1	64	131	.489	4	10	.400	110	144	.764	48	87	135	7.9	57	2	19	42	22	11	242	14.2
Totals	86-60	1610	18.7	239	474	.504	4	11	.364	311	433	.718	188	315	503	5.8	298	15	38	145	101	47	793	9.2

(SEC ONLY)

Season	GP-GS	Min	Avg	FG	FGA	Pct	3FG	3FGA	Pct	FT	FIA	Pct	Off	Def	Tot	Avg	PF	FO	Ast	TO	Blk	Stl	Pts	Avg
2016	18-6	221	12.3	30	54	.556	0	0	.000	27	47	.574	27	46	73	4.1	57	2	3	15	10	6	87	4.8
2017	18-18	370	20.6	64	117	.547	0	0	.000	62	82	.756	35	55	90	5.0	69	6	5	38	15	13	190	10.6
2018	5-5	131	26.2	23	50	.460	1	2	.500	42	53	.792	18	21	39	7.8	17	1	6	9	5	2	89	17.8
Totals	41-29	722	17.6	117	221	.529	1	2	.500	131	182	.720	80	122	202	4.9	143	9	14	62	30	21	366	8.9



#13 TOMMY CORCHIANI

SOPHOMORE | GUARD | 6'3" | 180 | 1 LETTER

RALEIGH, N.C./RAVENS CROFT

SEASON NOTABLES

- > Saw action in five contests during rookie season
- > Saw action in opener at Wofford (Nov. 10)
- > Collected a pair of rebounds in two minutes vs. Limestone (Dec. 27)

CORCHIANI'S CAREER HIGHS

Points

Career -

Season -

Field Goals

Career -

Season -

Field Goal Attempts

Career -

Season -

3-Point Field Goals

Career -

Season -

3-Point Field Goal Attempts

Career -

Season -

Free Throws

Career -

Season -

Free Throw Attempts

Career -

Season -

Rebounds

Career 2, vs. Limestone (Dec. 27, 2017)

Season 2, vs. Limestone (Dec. 27, 2017)

Assists

Career -

Season -

Blocks

Career -

Season -

Steals

Career -

Season -

Minutes

Career 4, vs. Auburn (Jan. 24, 2017)

Season 2, vs. Limestone (Dec. 27, 2017)

2017-18 GAME-BY-GAME STATS

Opponent	Date	GS	Min	FG-FGA	Pct	3FG-3FGA	Pct	FT-FTA	Pct	Off	Def	Tot	Avg	PF	FO	A	TO	Blk	Stl	Pts	Avg
at Wofford	11/10	-	1	0-0	.000	0-0	.000	0-0	.000	0	0	0	0.0	0	0	0	0	0	0	0	0.0
Western Michigan	11/13	-	-	-	-	-	-	-	-	DNP Coaches Decision		-	0.0	-	-	-	-	-	-	-	0.0
vs. Illinois State	11/16	-	-	-	-	-	-	-	-	DNP Coaches Decision		-	0.0	-	-	-	-	-	-	-	0.0
vs. UTEP	11/17	-	-	-	-	-	-	-	-	DNP Coaches Decision		-	0.0	-	-	-	-	-	-	-	0.0
vs. Western Michigan	11/19	-	-	-	-	-	-	-	-	DNP Coaches Decision		-	0.0	-	-	-	-	-	-	-	0.0
at FIU	11/27	-	-	-	-	-	-	-	-	DNP Coaches Decision		-	0.0	-	-	-	-	-	-	-	0.0
vs. Temple	11/30	-	-	-	-	-	-	-	-	DNP Coaches Decision		-	0.0	-	-	-	-	-	-	-	0.0
UMass	12/2	-	-	-	-	-	-	-	-	DNP Coaches Decision		-	0.0	-	-	-	-	-	-	-	0.0
Wyoming	12/6	-	-	-	-	-	-	-	-	DNP Coaches Decision		-	0.0	-	-	-	-	-	-	-	0.0
Coastal Carolina	12/9	-	-	-	-	-	-	-	-	DNP Coaches Decision		-	0.0	-	-	-	-	-	-	-	0.0
at Clemson	12/19	-	-	-	-	-	-	-	-	DNP Coaches Decision		-	0.0	-	-	-	-	-	-	-	0.0
Limestone	12/27	-	2	0-0	.000	0-0	.000	0-0	.000	0	2	2	1.0	0	0	0	0	0	0	0	0.0
at Ole Miss	12/31	-	-	-	-	-	-	-	-	DNP Coaches Decision		-	0.0	-	-	-	-	-	-	-	0.0
Missouri	1/3	-	-	-	-	-	-	-	-	DNP Knee Injury		-	0.0	-	-	-	-	-	-	-	0.0
Vanderbilt	1/6	-	-	-	-	-	-	-	-	DNP Knee Injury		-	0.0	-	-	-	-	-	-	-	0.0
at Alabama	1/9	-	-	-	-	-	-	-	-	DNP Knee Injury		-	0.0	-	-	-	-	-	-	-	0.0
at Georgia	1/13	-	-	-	-	-	-	-	-	DNP Knee Injury		-	0.0	-	-	-	-	-	-	-	0.0
Kentucky	1/16	-	-	-	-	-	-	-	-	-	-	-	-	-	-	-	-	-	-	-	-
Tennessee	1/20	-	-	-	-	-	-	-	-	-	-	-	-	-	-	-	-	-	-	-	-
at Florida	1/24	-	-	-	-	-	-	-	-	-	-	-	-	-	-	-	-	-	-	-	-
Texas Tech	1/27	-	-	-	-	-	-	-	-	-	-	-	-	-	-	-	-	-	-	-	-
Miss. State	1/31	-	-	-	-	-	-	-	-	-	-	-	-	-	-	-	-	-	-	-	-
at Texas A&M	2/3	-	-	-	-	-	-	-	-	-	-	-	-	-	-	-	-	-	-	-	-
at Arkansas	2/6	-	-	-	-	-	-	-	-	-	-	-	-	-	-	-	-	-	-	-	-
Florida	2/10	-	-	-	-	-	-	-	-	-	-	-	-	-	-	-	-	-	-	-	-
at Tennessee	2/13	-	-	-	-	-	-	-	-	-	-	-	-	-	-	-	-	-	-	-	-
Auburn	2/17	-	-	-	-	-	-	-	-	-	-	-	-	-	-	-	-	-	-	-	-
Georgia	2/21	-	-	-	-	-	-	-	-	-	-	-	-	-	-	-	-	-	-	-	-
at Miss. State	2/24	-	-	-	-	-	-	-	-	-	-	-	-	-	-	-	-	-	-	-	-
LSU	2/28	-	-	-	-	-	-	-	-	-	-	-	-	-	-	-	-	-	-	-	-
at Auburn	3/3	-	-	-	-	-	-	-	-	-	-	-	-	-	-	-	-	-	-	-	-
vs. SEC Tourn.	3/7-11	-	-	-	-	-	-	-	-	-	-	-	-	-	-	-	-	-	-	-	-
vs. NCAA Tourn.	3/15-4/2	-	-	-	-	-	-	-	-	-	-	-	-	-	-	-	-	-	-	-	-

CAREER STATISTICS

Season	GP-GS	Min	Avg	FG	FGA	Pct	3FG	3FGA	Pct	FT	FTA	Pct	Off	Def	Tot	Avg	PF	FO	Ast	TO	Blk	Stl	Pts	Avg
2016-17	5-0	11	2.2	0	0	.000	0	0	.000	0	0	.000	0	1	1	0.2	4	0	0	1	0	0	0	0.0
2017-18	2-0	3	1.5	0	0	.000	0	0	.000	0	0	.000	0	2	2	1.0	0	0	0	0	0	0	0	0.0
Totals	7-0	14	2.0	0	0	.000	0	0	.000	0	0	.000	0	3	3	0.4	4	0	0	1	0	0	0	0.0

(SEC ONLY)

Season	GP-GS	Min	Avg	FG	FGA	Pct	3FG	3FGA	Pct	FT	FTA	Pct	Off	Def	Tot	Avg	PF	FO	Ast	TO	Blk	Stl	Pts	Avg
2017	2-0	6	3.0	0	0	.000	0	0	.000	0	0	.000	0	0	0	0.0	1	0	0	0	0	0	0	0.0



#12 KHADIM GUEYE

SOPHOMORE | FORWARD | 7'0" | 248 | 1 LETTER

DAKAR, SENEGAL/VICTORY ROCK PREP

SEASON NOTABLES

- > Saw action in 28 games last season
- > Scored three points with a block in exhibition vs. Erskine (Oct. 30), and posted two points with two rebounds in Hoops 4 Hurricane Relief exhibition vs. Virginia Tech (Nov. 5)
- > Saw 10 minutes of action in opener at Wofford (Nov. 10), pulling down four rebounds
- > Played seven minutes and notched one rebound in win at FIU (Nov. 27)
- > Pulled down a rebound with one steal vs. Limestone (Dec. 27)

GUEYE'S CAREER HIGHS

Points

Career 6, vs. SC State (Nov. 18, 2016)

Season -

Field Goals

Career 2, vs. Lander (Dec. 27, 2016)

Season -

Field Goal Attempts

Career 3, twice, last vs. Lander (Dec. 27, 2016)

Season -

3-Point Field Goals

Career -

Season -

3-Point Field Goal Attempts

Career -

Season -

Free Throws

Career 4, vs. SC State (Nov. 18, 2016)

Season -

Free Throw Attempts

Career 4, vs. SC State (Nov. 18, 2016)

Season -

Rebounds

Career 5, vs. SC State (Nov. 18, 2016)

Season 4, at Wofford (Nov. 10, 2017)

Assists

Career 1, twice, last vs. Georgia (Feb. 4, 2017)

Season -

Blocks

Career 2, twice, last vs. Lander (Dec. 27, 2016)

Season -

Steals

Career 1, 3x, last vs. Limestone (Dec. 27, 2017)

Season 1, vs. Limestone (Dec. 27, 2017)

Minutes

Career 18, vs. Lander (Dec. 27, 2016)

Season 10, at Wofford (Nov. 10, 2017)

SUPERLATIVES

'17-18 Season Career

Team high blocks* - 2

* led or shared team lead

2017-18 GAME-BY-GAME STATS

Opponent	Date	GS	Min	FG-FGA	Pct	3FG-FGA	Pct	FT-FTA	Pct	Off	Def	Tot	Avg	PF	FO	A	TO	Blk	Stl	Pts	Avg
at Wofford	11/10	-	10	0-0	.000	0-0	.000	0-0	.000	2	2	4	4.0	2	0	0	2	0	0	0	0.0
Western Michigan	11/13	-	4	0-0	.000	0-0	.000	0-0	.000	0	0	0	2.0	0	0	0	0	0	0	0	0.0
vs. Illinois State	11/16	-	5	0-0	.000	0-0	.000	0-0	.000	0	0	0	1.3	1	0	0	0	0	0	0	0.0
vs. UTEP	11/17	-	2	0-0	.000	0-0	.000	0-0	.000	0	0	0	1.0	1	0	0	0	0	0	0	0.0
vs. Western Michigan	11/19	-	-	-	-	-	-	-	DNP Coaches Decision	-	-	-	1.0	-	-	-	-	-	-	-	0.0
at FIU	11/27	-	7	0-0	.000	0-0	.000	0-0	.000	1	0	1	1.0	2	0	0	2	0	0	0	0.0
vs. Temple	11/30	-	-	-	-	-	-	-	DNP Coaches Decision	-	-	-	1.0	-	-	-	-	-	-	-	0.0
UMass	12/2	-	-	-	-	-	-	-	DNP Coaches Decision	-	-	-	1.0	-	-	-	-	-	-	-	0.0
Wyoming	12/6	-	-	-	-	-	-	-	DNP Coaches Decision	-	-	-	1.0	-	-	-	-	-	-	-	0.0
Coastal Carolina	12/9	-	-	-	-	-	-	-	DNP Coaches Decision	-	-	-	1.0	-	-	-	-	-	-	-	0.0
at Clemson	12/19	-	-	-	-	-	-	-	DNP Coaches Decision	-	-	-	1.0	-	-	-	-	-	-	-	0.0
Limestone	12/27	-	9	0-0	.000	0-0	.000	0-0	.000	0	1	1	1.0	2	0	0	0	0	1	0	0.0
at Ole Miss	12/31	-	4	0-0	.000	0-0	.000	0-0	.000	0	0	0	0.9	0	0	0	0	0	0	0	0.0
Missouri	1/3	-	5	0-0	.000	0-0	.000	0-0	.000	0	1	1	0.9	0	0	0	0	0	0	0	0.0
Vanderbilt	1/6	-	-	-	-	-	-	-	DNP Coaches Decision	-	-	-	0.9	-	-	-	-	-	-	-	0.0
at Alabama	1/9	-	1	0-1	.000	0-0	.000	0-0	.000	0	0	0	0.8	0	0	0	0	0	0	0	0.0
at Georgia	1/13	-	-	-	-	-	-	-	DNP Coaches Decision	-	-	-	0.8	-	-	-	-	-	-	-	0.0
Kentucky	1/16	-	-	-	-	-	-	-	-	-	-	-	-	-	-	-	-	-	-	-	-
Tennessee	1/20	-	-	-	-	-	-	-	-	-	-	-	-	-	-	-	-	-	-	-	-
at Florida	1/24	-	-	-	-	-	-	-	-	-	-	-	-	-	-	-	-	-	-	-	-
Texas Tech	1/27	-	-	-	-	-	-	-	-	-	-	-	-	-	-	-	-	-	-	-	-
Miss. State	1/31	-	-	-	-	-	-	-	-	-	-	-	-	-	-	-	-	-	-	-	-
at Texas A&M	2/3	-	-	-	-	-	-	-	-	-	-	-	-	-	-	-	-	-	-	-	-
at Arkansas	2/6	-	-	-	-	-	-	-	-	-	-	-	-	-	-	-	-	-	-	-	-
Florida	2/10	-	-	-	-	-	-	-	-	-	-	-	-	-	-	-	-	-	-	-	-
at Tennessee	2/13	-	-	-	-	-	-	-	-	-	-	-	-	-	-	-	-	-	-	-	-
Auburn	2/17	-	-	-	-	-	-	-	-	-	-	-	-	-	-	-	-	-	-	-	-
Georgia	2/21	-	-	-	-	-	-	-	-	-	-	-	-	-	-	-	-	-	-	-	-
at Miss. State	2/24	-	-	-	-	-	-	-	-	-	-	-	-	-	-	-	-	-	-	-	-
LSU	2/28	-	-	-	-	-	-	-	-	-	-	-	-	-	-	-	-	-	-	-	-
at Auburn	3/3	-	-	-	-	-	-	-	-	-	-	-	-	-	-	-	-	-	-	-	-
vs. SEC Tourn.	3/7-11	-	-	-	-	-	-	-	-	-	-	-	-	-	-	-	-	-	-	-	-
vs. NCAA Tourn.	3/15-4/2	-	-	-	-	-	-	-	-	-	-	-	-	-	-	-	-	-	-	-	-

CAREER STATISTICS

Season	GP-GS	Min	Avg	FG	FGA	Pct	3FG	3FGA	Pct	FT	FTA	Pct	Off	Def	Tot	Avg	PF	FO	Ast	TO	Blk	Stl	Pts	Avg
2016-17	28-0	198	7.1	3	12	.250	0	0	.000	5	8	.625	8	18	26	0.9	41	0	2	10	7	2	11	0.4
2017-18	9-0	47	5.2	0	1	.000	0	0	.000	0	0	.000	3	4	7	0.8	8	0	0	4	0	1	0	0.0
Totals	37-0	245	6.6	3	13	.231	0	0	.000	5	8	.625	11	22	33	0.9	49	0	2	14	7	3	11	0.3

(SEC ONLY)

Season	GP-GS	Min	Avg	FG	FGA	Pct	3FG	3FGA	Pct	FT	FTA	Pct	Off	Def	Tot	Avg	PF	FO	Ast	TO	Blk	Stl	Pts	Avg
2017	14-0	77	5.5	0	2	.000	0	0	.000	0	0	.000	2	7	9	0.6	16	0	1	5	1	1	0	0.0
2018	3-0	10	3.3	0	1	.000	0	0	.000	0	0	.000	0	1	1	0.3	0	0	0	0	0	0	0	0.0
Totals	17-0	87	5.1	0	3	.000	0	0	.000	0	0	.000	2	8	10	0.6	16	0	1	5	1	1	0	0.0



#23 EVAN HINSON

SOPHOMORE | GUARD | 6'4" | 240 | 1 LETTER

DELTONA, FLA./DELTONA

SEASON NOTABLES

- > Also a member of the Gamecock football team, and will join the basketball squad following the end of the football season
- > Saw action in eight contests last season, scoring a season best four points in SEC Tournament action vs. Alabama
- > Dressed for the first time in the 2017-18 season vs. UMASS (Dec. 2) but did not log any minutes
- > Saw first action of the season in win vs. Wyoming (Dec. 6), played two minutes off the bench but did not score
- > Played five minutes off the bench and scored three points in win vs. Coastal Carolina (Dec. 9)
- > Logged 14 minutes of action in loss vs. Mizzou (Jan. 3), scored two points, had four rebounds, an assist, a block and a steal
- > Made first career start in win vs. Vanderbilt (Jan. 6), scored six points in 13 minutes of action
- > Started second straight game in loss at Alabama (Jan. 9), played 16 minutes and had five points
- > Was in the starting lineup for the third straight contest in win at Georgia (Jan. 13), dropped a career-high eight points thanks to a pair of 3-pointers in the first half, also logged career high with 19 minutes

HINSON'S CAREER HIGHS

Points

Career 8, at Georgia (Jan. 13, 2018)

Season 8, at Georgia (Jan. 13, 2018)

Field Goals

Career 2, 4x, last at Georgia (Jan. 13, 2018)

Season 2, 4x, last at Georgia (Jan. 13, 2018)

Field Goal Attempts

Career 7, at Georgia (Jan. 13, 2018)

Season 7, at Georgia (Jan. 13, 2018)

3-Point Field Goals

Career 2, at Georgia (Jan. 13, 2018)

Season 2, at Georgia (Jan. 13, 2018)

3-Point Field Goal Attempts

Career 3, at Georgia (Jan. 13, 2018)

Season 3, at Georgia (Jan. 13, 2018)

Free Throws

Career 2, 4x, last at Georgia (Jan. 13, 2018)

Season 2, 3x, last at Georgia (Jan. 13, 2018)

Free Throw Attempts

Career 4, at Georgia (Jan. 13, 2018)

Season 4, at Georgia (Jan. 13, 2018)

Rebounds

Career 4, vs. Mizzou (Jan. 3, 2018)

Season 4, vs. Mizzou (Jan. 3, 2018)

Assists

Career 1, 2x, last vs. Mizzou (Jan. 3, 2018)

Season 1, vs. Mizzou (Jan. 3, 2018)

Blocks

Career 1, 2x, last at Alabama (Jan. 9, 2018)

Season 1, 2x, last at Alabama (Jan. 9, 2018)

Steals

Career 1, 4x, last at Georgia (Jan. 13, 2018)

Season 1, 2x last at Georgia (Jan. 13, 2018)

Minutes

Career 19, at Georgia (Jan. 13, 2018)

Season 19, at Georgia (Jan. 13, 2018)

2017-18 GAME-BY-GAME STATS

Opponent	Date	GS	Min	FG-FGA	Pct	3FG-3FGA	Pct	FT-FTA	Pct	Off	Def	Tot	Avg	PF	FO	A	TO	Blk	Stl	Pts	Avg
at Wofford	11/10	-	-	-	-	-	-	-	-	-	-	-	-	-	-	-	-	-	-	-	-
Western Michigan	11/13	-	-	-	-	-	-	-	-	-	-	-	-	-	-	-	-	-	-	-	-
vs. Illinois State	11/16	-	-	-	-	-	-	-	-	-	-	-	-	-	-	-	-	-	-	-	-
vs. UTEP	11/17	-	-	-	-	-	-	-	-	-	-	-	-	-	-	-	-	-	-	-	-
vs. Western Michigan	11/19	-	-	-	-	-	-	-	-	-	-	-	-	-	-	-	-	-	-	-	-
at FIU	11/27	-	-	-	-	-	-	-	-	-	-	-	-	-	-	-	-	-	-	-	-
vs. Temple	11/30	-	-	-	-	-	-	-	-	-	-	-	-	-	-	-	-	-	-	-	-
UMass	12/2	-	-	-	-	-	-	-	-	-	-	-	-	-	-	-	-	-	-	-	-
Wyoming	12/6	-	2	0-0	.000	0-0	.000	0-0	.000	0	0	0	0.0	-	-	-	-	-	-	-	0.0
Coastal Carolina	12/9	-	5	1-2	.500	0-0	.000	1-2	.500	0	0	0	0.0	1	0	0	1	0	0	3	1.5
at Clemson	12/19	-	2	0-0	.000	0-0	.000	0-0	.000	0	0	0	0.0	2	0	0	0	0	0	0	1.0
Limestone	12/27	-	-	-	-	-	-	-	-	-	-	-	-	-	-	-	-	-	-	-	-
at Ole Miss	12/31	-	-	-	-	-	-	-	-	-	-	-	-	-	-	-	-	-	-	-	-
Missouri	1/3	-	14	0-1	.000	0-0	.000	2-2	1.000	0	4	4	1.0	2	0	1	1	1	1	2	1.3
Vanderbilt	1/6	*	13	2-4	.500	0-2	.000	2-2	1.000	0	2	2	1.2	2	0	0	0	0	0	6	2.2
at Alabama	1/9	*	16	2-3	.667	0-0	.000	1-1	1.000	0	2	2	1.3	1	0	1	1	1	0	5	2.7
at Georgia	1/13	*	19	2-7	.286	2-3	.667	2-4	.500	0	2	2	1.4	1	0	0	1	0	1	8	3.4
Kentucky	1/16																				
Tennessee	1/20																				
at Florida	1/24																				
Texas Tech	1/27																				
Miss. State	1/31																				
at Texas A&M	2/3																				
at Arkansas	2/6																				
Florida	2/10																				
at Tennessee	2/13																				
Auburn	2/17																				
Georgia	2/21																				
at Miss. State	2/24																				
LSU	2/28																				
at Auburn	3/3																				
vs. SEC Tourn.	3/7-11																				
vs. NCAA Tourn.	3/15-4/2																				

CAREER STATISTICS

Season	GP-GS	Min	Avg	FG	FGA	Pct	3FG	3FGA	Pct	FT	FIA	Pct	Off	Def	Tot	Avg	PF	FO	Ast	TO	Blk	Stl	Pts	Avg
2016-17	8-0	21	2.6	3	8	.375	1	5	.200	2	2	1.000	2	3	5	0.6	3	0	1	0	0	2	9	1.1
2017-18	7-3	71	10.1	7	17	.412	2	5	.400	8	11	.727	0	10	10	1.4	10	0	2	4	2	2	24	3.4
Totals	15-3	92	6.1	10	25	.400	3	10	.300	10	13	.300	2	13	15	1.0	13	0	3	4	2	4	33	2.2

(SEC ONLY)

Season	GP-GS	Min	Avg	FG	FGA	Pct	3FG	3FGA	Pct	FT	FIA	Pct	Off	Def	Tot	Avg	PF	FO	Ast	TO	Blk	Stl	Pts	Avg
2017	5-0	13	2.6	1	4	.250	1	3	.333	2	2	1.000	0	3	3	0.6	3	0	1	0	0	2	5	1.0
2017-18	4-3	62	15.5	6	15	.400	2	5	.400	7	9	.778	0	10	10	2.5	6	0	2	3	2	2	21	5.3
Totals	9-3	75	8.3	7	19	.368	3	8	.375	9	11	.818	0	13	13	1.4	9	0	3	3	2	4	26	2.9



#21 MAIK KOTSAR

SOPHOMORE | FORWARD | 6'10" | 260 | 1 LETTER

TALLIN, ESTONIA/SUNRISE CHRISTIAN ACADEMY

SEASON NOTABLES

- > Led the Gamecocks with 13 points, including 10 in the second half, in opener at Wofford (Nov. 10); also dished a team high four assists vs. the Terriers
- > Scored 10 points and pulled down six rebounds in win vs. Western Michigan (Nov. 13); also has two steals, one block and an assist
- > Tallied season-high 14 points on 6-of-10 shooting in team's blowout victory over UTEP (Nov. 17), led the team with two steals in the contest, also hit first career 3-pointer in the game
- > Had two steals, four rebounds and six points in win vs. Western Michigan in final game of Puerto Rico Tip-Off (Nov. 19), fourth-straight game with multiple steals
- > Matched career-high with 16 points in road win at FIU (Nov. 27), set career-highs for field goals made (8) and assists (6), also had three steals in 33 minutes
- > Had 12 points thanks to a pair of 3s in the first half in loss vs. Temple (Nov. 30) at Madison Square Garden
- > Had season-high eight rebounds to go alongside eight points in win vs. UMass (Dec. 2, 2017)
- > 13 points, four rebounds and a pair of blocks in home win over Limestone (Dec. 27)
- > Scored nine points and pulled down four rebounds in 33 minutes in loss vs. Mizzou (Jan. 3)

SUPERLATIVES

	'17-18 Season	Career
Double-figure scoring	7	16
Double-doubles	-	1
3+ steals	2	4
Team high scoring*	1	2
Team high rebounding*	1	10
Team high blocks*	6	12

* led or shared team lead

KOTSAR'S CAREER HIGHS

Points

Career 16, 2x, last at FIU (Nov. 27, 2017)

Season 16, at FIU (Nov. 27, 2017)

Field Goals

Career 8, at FIU (Nov. 27, 2017)

Season 8, at FIU (Nov. 27, 2017)

Field Goal Attempts

Career 13, 2x, last at FIU (Nov. 27, 2017)

Season 13, at FIU (Nov. 27, 2017)

3-Point Field Goals

Career 2, vs. Temple (Nov. 30, 2017)

Season 2, vs. Temple (Nov. 30, 2017)

3-Point Field Goal Attempts

Career 2, 3x, last vs. Temple (Nov. 30, 2017)

Season 2, 3x, last vs. Temple (Nov. 30, 2017)

Free Throws

Career 4, vs. Auburn (Jan. 24, 2017)

Season 3, 2x, last vs. Mizzou (Jan. 3, 2018)

Free Throw Attempts

Career 7, vs. Auburn (Jan. 24, 2017)

Season 6, vs. Western Michigan (Nov. 13, 2017)

Rebounds

Career 11, vs. Lander (Dec. 27, 2016)

Season 8, vs. UMass (Dec. 2, 2017)

Assists

Career 6, at FIU (Nov. 27, 2017)

Season 6, at FIU (Nov. 27, 2017)

Blocks

Career 3, vs. Mizzou (Jan. 3, 2018)

Season 3, vs. Mizzou (Jan. 3, 2018)

Steals

Career 4, vs. FIU (Dec. 4, 2016)

Season 3, 2x, last vs. Temple (Dec. 2, 2017)

Minutes

Career 36, vs. Florida (March 26, 2017)

Season 33, 2x, last vs. Mizzou (Jan. 3, 2018)

2017-18 GAME-BY-GAME STATS

Opponent	Date	GS	Min	FG-FGA	Pct	3FG-FGA	Pct	FT-FTA	Pct	Off	Def	Tot	Avg	PF	FO	A	TO	Blk	Stl	Pts	Avg
at Wofford	11/10	*	25	5-10	.500	0-1	.000	3-4	.750	2	1	3	3.0	3	0	4	1	0	1	13	13.0
Western Michigan	11/13	*	29	4-10	.400	0-2	.000	2-6	.333	3	3	6	4.5	2	0	1	2	1	2	10	11.5
vs. Illinois State	11/16	*	22	3-6	.500	0-0	.000	1-2	.500	2	4	6	5.0	5	1	1	4	0	2	7	10.0
vs. UTEP	11/17	*	20	6-10	.600	1-2	.500	1-2	.500	1	1	2	4.3	3	0	0	0	0	2	14	11.0
vs. Western Michigan	11/19	*	29	3-7	.429	0-0	.000	0-3	.000	1	3	4	4.2	3	0	0	1	1	2	6	10.0
at FIU	11/27	*	33	8-13	.615	0-1	.000	0-1	.000	3	3	6	4.5	1	0	6	1	1	3	16	11.0
vs. Temple	11/30	*	32	5-7	.714	2-2	1.000	0-0	.000	3	0	3	4.3	4	0	2	2	0	1	12	11.1
UMass	12/2	*	24	4-8	.500	0-1	.000	0-3	.000	3	5	8	4.8	4	0	1	1	0	3	8	10.8
Wyoming	12/6	*	30	3-8	.375	0-1	.000	0-3	.000	0	4	4	4.7	2	0	2	3	0	1	6	10.2
Coastal Carolina	12/9	*	30	3-7	.429	0-0	.000	0-0	.000	2	2	4	4.6	1	0	2	0	1	0	6	9.8
at Clemson	12/19	*	32	3-5	.600	0-0	.000	0-0	.000	1	5	6	4.7	1	0	0	1	2	1	6	9.5
Limestone	12/27	*	26	6-10	.600	0-0	.000	1-1	1.000	3	1	4	4.7	3	0	0	3	2	0	13	9.8
at Ole Miss	12/31	*	31	0-7	.000	0-1	.000	2-3	.666	0	4	4	4.6	3	0	2	4	1	0	2	9.2
Missouri	1/3	*	33	3-8	.375	0-2	.000	3-3	1.000	2	2	4	4.6	2	0	2	1	3	0	9	9.1
Vanderbilt	1/6	*	20	1-2	.500	0-0	.000	0-0	.000	0	5	5	4.6	4	0	1	2	1	0	2	8.7
at Alabama	1/9	*	26	4-9	.444	0-2	.000	2-4	.500	1	4	5	4.6	3	0	1	3	0	0	10	8.8
at Georgia	1/13	*	24	1-10	.100	0-1	.000	0-0	.000	3	2	5	4.6	5	1	0	1	0	0	2	8.4
Kentucky	1/16																				
Tennessee	1/20																				
at Florida	1/24																				
Texas Tech	1/27																				
Miss. State	1/31																				
at Texas A&M	2/3																				
at Arkansas	2/6																				
Florida	2/10																				
at Tennessee	2/13																				
Auburn	2/17																				
Georgia	2/21																				
at Miss. State	2/24																				
LSU	2/28																				
at Auburn	3/3																				
vs. SEC Tourn.	3/7-11																				
vs. NCAA Tourn.	3/15-4/2																				

CAREER STATISTICS

Season	GP-GS	Min	Avg	FG	FGA	Pct	3FG	3FGA	Pct	FT	FIA	Pct	Off	Def	Tot	Avg	PF	FO	Ast	TO	Blk	Stl	Pts	Avg
2016-17	37-33	895	24.2	97	198	.490	0	0	.000	21	53	.396	72	104	176	4.8	117	5	26	44	14	27	215	5.8
2017-18	17-17	466	27.4	62	137	.453	3	16	.188	15	35	.429	30	49	79	4.6	49	2	25	30	13	18	142	8.4
Totals	54-50	1361	25.2	159	335	.475	3	16	.188	36	88	.409	102	153	255	4.7	166	7	51	74	27	45	357	6.6

(SEC ONLY)

Season	GP-GS	Min	Avg	FG	FGA	Pct	3FG	3FGA	Pct	FT	FIA	Pct	Off	Def	Tot	Avg	PF	FO	Ast	TO	Blk	Stl	Pts	Avg
2017	18-15	417	23.2	32	79	.405	0	0	.000	11	29	.379	32	51	83	4.6	63	3	10	26	9	8	75	4.2
2018	5-5	134	26.8	9	36	.250	0	6	.000	7	10	.700	6	17	23	4.6	17	1	6	11	5	0	25	5.0
Totals	23-20	551	24.0	41	115	.357	0	6	.000	18	39	.462	38	68	106	4.6	80	4	16	37	14	8	100	4.3



#25 CHRISTIAN SCHMITT

SOPHOMORE | GUARD | 6'0" | 180 | 1 LETTER

MARS, PA. | MARS AREA HIGH SCHOOL

SEASON NOTABLES

- > Saw action in five games during rookie season
- > Logged one minute of playing time in team's home opener victory over Western Michigan (Nov. 13)
- > Played three minutes in the team's victory over UTEP (Nov. 17)
- > Saw action vs. Limestone (Dec. 27)

SCHMITT'S CAREER HIGHS

Points

Career -

Season -

Field Goals

Career -

Season -

Field Goal Attempts

Career 1, 3x, last vs. Limestone (Dec. 27, 2017)

Season 1, 2x, last vs. Limestone (Dec. 27, 2017)

3-Point Field Goals

Career -

Season -

3-Point Field Goal Attempts

Career 1, 2x, last vs. UTEP (Nov. 17, 2017)

Season 1, vs. UTEP (Nov. 17, 2017)

Free Throws

Career -

Season -

Free Throw Attempts

Career -

Season -

Rebounds

Career -

Season -

Assists

Career -

Season -

Blocks

Career -

Season -

Steals

Career -

Season -

Minutes

Career 3, 2x, last vs. UTEP (Nov. 17, 2017)

Season 2, vs. Limestone (Dec. 27, 2017)

2017-18 GAME-BY-GAME STATS

Opponent	Date	GS	Min	FG-FGA	Pct	3FG-FGA	Pct	FT-FTA	Pct	Off	Def	Tot	Avg	PF	FO	A	TO	Blk	Stl	Pts	Avg
at Wofford	11/10	-	-	-	-	-	-	-DNP - Coaches Decision	-	-	-	-	-	-	-	-	-	-	-	-	-
Western Michigan	11/13	-	1	0-0	.000	0-0	.000	0-0	.000	0	0	0	0.0	0	0	0	0	0	0	0	0.0
vs. Illinois State	11/16	-	-	-	-	-	-	-DNP Coaches Decision-	-	-	-	-	-	-	-	-	-	-	-	-	-
vs. UTEP	11/17	-	3	0-1	.000	0-1	.000	0-0	.000	0	0	0	0.0	0	0	0	0	0	0	0	0.0
vs. Western Michigan	11/19	-	-	-	-	-	-	-DNP Coaches Decision-	-	-	-	-	-	-	-	-	-	-	-	-	-
at FIU	11/27	-	-	-	-	-	-	-DNP Coaches Decision-	-	-	-	-	-	-	-	-	-	-	-	-	-
vs. Temple	11/30	-	-	-	-	-	-	-DNP Coaches Decision-	-	-	-	-	-	-	-	-	-	-	-	-	-
UMass	12/2	-	-	-	-	-	-	-DNP Coaches Decision-	-	-	-	-	-	-	-	-	-	-	-	-	-
Wyoming	12/6	-	-	-	-	-	-	-DNP Coaches Decision-	-	-	-	-	-	-	-	-	-	-	-	-	-
Coastal Carolina	12/9	-	-	-	-	-	-	-DNP Coaches Decision-	-	-	-	-	-	-	-	-	-	-	-	-	-
at Clemson	12/19	-	-	-	-	-	-	-DNP Coaches Decision-	-	-	-	-	-	-	-	-	-	-	-	-	-
Limestone	12/27	-	2	0-1	.000	0-1	.000	0-0	.000	0	0	0	0.0	0	0	0	0	0	0	0	0.0
at Ole Miss	12/31	-	-	-	-	-	-	-DNP Coaches Decision-	-	-	-	-	-	-	-	-	-	-	-	-	-
Missouri	1/3	-	-	-	-	-	-	-DNP Coaches Decision-	-	-	-	-	-	-	-	-	-	-	-	-	-
Vanderbilt	1/6	-	-	-	-	-	-	-DNP Coaches Decision-	-	-	-	-	-	-	-	-	-	-	-	-	-
at Alabama	1/9	-	-	-	-	-	-	-DNP Coaches Decision-	-	-	-	-	-	-	-	-	-	-	-	-	-
at Georgia	1/13	-	-	-	-	-	-	-DNP Coaches Decision-	-	-	-	-	-	-	-	-	-	-	-	-	-
Kentucky	1/16	-	-	-	-	-	-	-	-	-	-	-	-	-	-	-	-	-	-	-	-
Tennessee	1/20	-	-	-	-	-	-	-	-	-	-	-	-	-	-	-	-	-	-	-	-
at Florida	1/24	-	-	-	-	-	-	-	-	-	-	-	-	-	-	-	-	-	-	-	-
Texas Tech	1/27	-	-	-	-	-	-	-	-	-	-	-	-	-	-	-	-	-	-	-	-
Miss. State	1/31	-	-	-	-	-	-	-	-	-	-	-	-	-	-	-	-	-	-	-	-
at Texas A&M	2/3	-	-	-	-	-	-	-	-	-	-	-	-	-	-	-	-	-	-	-	-
at Arkansas	2/6	-	-	-	-	-	-	-	-	-	-	-	-	-	-	-	-	-	-	-	-
Florida	2/10	-	-	-	-	-	-	-	-	-	-	-	-	-	-	-	-	-	-	-	-
at Tennessee	2/13	-	-	-	-	-	-	-	-	-	-	-	-	-	-	-	-	-	-	-	-
Auburn	2/17	-	-	-	-	-	-	-	-	-	-	-	-	-	-	-	-	-	-	-	-
Georgia	2/21	-	-	-	-	-	-	-	-	-	-	-	-	-	-	-	-	-	-	-	-
at Miss. State	2/24	-	-	-	-	-	-	-	-	-	-	-	-	-	-	-	-	-	-	-	-
LSU	2/28	-	-	-	-	-	-	-	-	-	-	-	-	-	-	-	-	-	-	-	-
at Auburn	3/3	-	-	-	-	-	-	-	-	-	-	-	-	-	-	-	-	-	-	-	-
vs. SEC Tourn.	3/7-11	-	-	-	-	-	-	-	-	-	-	-	-	-	-	-	-	-	-	-	-
vs. NCAA Tourn.	3/15-4/2	-	-	-	-	-	-	-	-	-	-	-	-	-	-	-	-	-	-	-	-

CAREER STATISTICS

Season	GP-GS	Min	Avg	FG	FGA	Pct	3FG	3FGA	Pct	FT	FIA	Pct	Off	Def	Tot	Avg	PF	FO	Ast	TO	Blk	Stl	Pts	Avg
2016-17	5-0	7	1.4	0	1	.000	0	1	.000	0	0	.000	0	0	0	0.0	1	0	0	2	0	0	0	0.0
2017-18	3-0	6	2.0	0	2	.000	0	2	.000	0	0	.000	0	0	0	0.0	0	0	0	0	0	0	0	0.0
Totals	8-0	13	1.7	0	3	.000	0	3	.000	0	0	.000	0	0	0	0.0	1	0	0	2	0	0	0	0.0

(SEC ONLY)

Season	GP-GS	Min	Avg	FG	FGA	Pct	3FG	3FGA	Pct	FT	FIA	Pct	Off	Def	Tot	Avg	PF	FO	Ast	TO	Blk	Stl	Pts	Avg
2017	1-0	1	1.0	0	0	.000	0	0	.000	0	0	.000	0	0	0	0.0	0	0	0	0	0	0	0	0.0



#0 DAVID BEATTY

FRESHMAN | GUARD | 6'2" | 205 | HS

PHILADELPHIA, PA. | IMHOTEP INSTITUTE CHARTER H.S.

SEASON NOTABLES

- > Scored eight points with three rebounds in exhibition vs. Erskine (Oct. 30)
- > Tallied six points, hitting a pair of 3s, with two assists in Gamecock debut at Wofford (Nov. 10)
- > Scored seven points, adding two assists and a steal in home opener win over Western Michigan (Nov. 13)
- > Played 15 minutes off the bench with seven points and two rebounds in loss vs. Illinois State (Nov. 16)
- > Matched season-high with two assists in 16 minutes of action vs. UTEP (Nov. 17)
- > Scored career-high 13 points in loss vs. Temple (Nov. 30, 2017) at Madsion Square Garden, played a career-high 23 minutes off the bench and went 6-for-11 from the floor
- > Season high 16 points, hitting 6-of-11 attempts from the field, including a 3, in home win over Limestone (Dec. 27); also three assists vs. the Saints
- > Played season-high 33 minutes off the bench in loss at Ole Miss (Dec. 31), had solid all-around game scoring nine points with six rebounds (career high), two assists and two steals

BEATTY'S SEASON HIGHS

Points

16, vs. Limestone (Dec. 27, 2017)

Field Goals

6, twice, last vs. Limestone (Dec. 27, 2017)

Field Goal Attempts

11, 3x, last vs. Mizzou (Jan. 3, 2018)

3-Point Field Goals

2, at Wofford (Nov. 10, 2017)

3-Point Field Goal Attempts

5, 2x, last vs. Mizzou (Jan. 3, 2018)

Free Throws

3, vs. Limestone (Dec. 27, 2017)

Free Throw Attempts

5, vs. Limestone (Dec. 27, 2017)

Rebounds

6, at Ole Miss (Dec. 31, 2017)

Assists

3, vs. Limestone (Dec. 27, 2017)

Blocks

1, 2x, last vs. Mizzou (Jan. 3, 2018)

Steals

2, 2x, last vs. Vanderbilt (Jan. 6, 2018)

Minutes

33, at Ole Miss (Dec. 31, 2017)

2017-18 GAME-BY-GAME STATS

Opponent	Date	GS	Min	FG-FGA	Pct	3FG-FGA	Pct	FT-FTA	Pct	Off	Def	Tot	Avg	PF	FO	A	TO	Blk	Stl	Pts	Avg
at Wofford	11/10	-	19	2-6	.333	2-4	.500	0-0	.000	0	0	0	0.0	2	0	2	1	0	0	6	6.0
Western Michigan	11/13	-	21	2-7	.286	1-2	.500	2-2	1.000	0	0	0	0.0	1	0	2	1	0	1	7	6.5
vs. Illinois State	11/16	-	15	2-6	.333	1-2	.500	2-2	1.000	0	2	2	0.6	5	1	0	0	0	0	7	6.7
vs. UTEP	11/17	-	16	1-5	.200	0-3	.000	0-0	.000	0	2	2	1.0	0	0	2	0	0	1	2	5.5
vs. Western Michigan	11/19	-	5	0-1	.000	0-1	.000	0-0	.000	1	0	1	1.0	2	0	1	1	0	0	0	4.0
at FIU	11/27	-	4	0-1	.000	0-1	.000	0-0	.000	0	0	0	0.8	0	0	0	0	0	0	0	3.7
vs. Temple	11/30	-	23	6-11	.545	1-5	.200	0-0	.000	0	0	0	0.7	3	0	2	1	1	1	13	5.0
UMass	12/2	-	6	0-1	.000	0-0	.000	0-0	.000	0	0	0	0.6	1	0	0	0	0	0	0	4.4
Wyoming	12/6	-	7	0-2	.000	0-1	.000	0-0	.000	0	1	1	0.7	2	0	1	1	0	0	0	3.9
Coastal Carolina	12/9	-	-	-	-	-	-	-	-	-	-	-	0.7	-	-	-	-	-	-	-	3.9
at Clemson	12/19	-	14	2-5	.400	0-2	.000	1-2	.500	0	0	0	0.6	1	0	0	0	0	1	5	4.0
Limestone	12/27	-	22	6-11	.545	1-3	.333	3-5	.600	1	1	2	0.7	4	0	3	1	0	0	16	5.1
at Ole Miss	12/31	-	33	4-10	.400	1-4	.250	0-1	.000	0	6	6	1.2	3	0	2	3	0	2	9	5.4
Missouri	1/3	-	18	2-11	.182	1-5	.200	1-2	.500	0	0	0	1.1	2	0	1	0	1	1	6	5.5
Vanderbilt	1/6	-	24	1-7	.143	1-2	.500	0-1	.000	0	0	0	1.0	0	0	1	6	0	2	3	5.3
at Alabama	1/9	-	11	0-3	.000	0-1	.000	2-2	1.000	0	1	1	1.0	1	0	0	1	0	0	2	5.1
at Georgia	1/13	-	4	0-2	.000	0-1	.000	2-2	1.000	0	1	1	1.0	1	0	0	0	0	0	2	4.9
Kentucky	1/16																				
Tennessee	1/20																				
at Florida	1/24																				
Texas Tech	1/27																				
Miss. State	1/31																				
at Texas A&M	2/3																				
at Arkansas	2/6																				
Florida	2/10																				
at Tennessee	2/13																				
Auburn	2/17																				
Georgia	2/21																				
at Miss. State	2/24																				
LSU	2/28																				
at Auburn	3/3																				
vs. SEC Tourn.	3/7-11																				
vs. NCAA Tourn.	3/15-4/2																				

CAREER STATISTICS

Season	GP-GS	Min	Avg	FG	FGA	Pct	3FG	3FGA	Pct	FT	FIA	Pct	Off	Def	Tot	Avg	PF	FO	Ast	TO	Blk	Stl	Pts	Avg
2017-18	16-0	241	15.1	28	89	.315	9	37	.243	13	19	.684	2	14	16	1.0	28	1	17	16	2	9	78	4.9

(SEC ONLY)

Season	GP-GS	Min	Avg	FG	FGA	Pct	3FG	3FGA	Pct	FT	FIA	Pct	Off	Def	Tot	Avg	PF	FO	Ast	TO	Blk	Stl	Pts	Avg
2018	5-0	90	18.0	7	33	.212	3	13	.231	5	8	.625	0	8	8	1.6	7	0	4	10	1	5	22	4.4



#33 JASON CUDD

FRESHMAN | FORWARD | 7'1" | 255 | HS

MYRTLE BEACH, S.C. | SOCASTEE

SEASON NOTABLES

- > Tallied three points with a pair of rebounds and a block in Hoops 4 Hurricane Relief exhibition vs. Virginia Tech (Nov. 5)
- > Saw action in opener at Wofford (Nov. 10)
- > Played two minutes in home-opening victory over MAC favorite Western Michigan (Nov. 13)
- > Scored first collegiate points after sinking a pair of free throws in win over UTEP (Nov. 17), also pulled down three rebounds in six minutes of work
- > Logged nine minutes in win vs. UMass (Dec. 2), posted first collegiate assist in the contest
- > Played eight minutes vs. Limestone (Dec. 27), scoring season high four points with two rebounds
- > Made SEC debut in loss vs. Mizzou (Jan. 3), scored two points in nine minutes of action
- > Saw 15 minutes of action in win vs. Vanderbilt (Jan. 6), had three points, three rebounds and first career block in the victory
- > Played career-high 16 minutes off the bench in loss at Alabama (Jan. 9)

CUDD'S SEASON HIGHS

Points

4, vs. Limestone (Dec. 27, 2017)

Field Goals

2, vs. Limestone (Dec. 27, 2017)

Field Goal Attempts

3, vs. Limestone (Dec. 27, 2017)

3-Point Field Goals

-

3-Point Field Goal Attempts

-

Free Throws

2, 2x, last vs. Temple (Nov. 30, 2017)

Free Throw Attempts

2, 4x, last at Alabama (Jan. 9, 2018)

Rebounds

3, 2x, last vs. Vanderbilt (Jan. 6, 2018)

Assists

1, 2x, last vs. Vanderbilt (Jan. 6, 2018)

Blocks

1, vs. Vanderbilt (Jan. 6, 2018)

Steals

-

Minutes

16, last at Alabama (Jan. 9, 2018)

2017-18 GAME-BY-GAME STATS

Opponent	Date	GS	Min	FG-FGA	Pct	3FG-FGA	Pct	FT-FTA	Pct	Off	Def	Tot	Avg	PF	FO	A	TO	Blk	Stl	Pts	Avg
at Wofford	11/10	-	1	0-0	.000	0-0	.000	0-0	.000	0	0	0	0.0	0	0	0	0	0	0	0	0.0
Western Michigan	11/13	-	2	0-0	.000	0-0	.000	0-0	.000	0	0	0	0.0	1	0	0	1	0	0	0	0.0
vs. Illinois State	11/16	-	-	-	-	-	-	-	-	-	-	-	0.0	-	-	-	-	-	-	-	0.0
vs. UTEP	11/17	-	6	0-1	.000	0-0	.000	2-2	1.000	1	2	3	1.0	3	0	0	0	0	0	2	0.5
vs. Western Michigan	11/19	-	-	-	-	-	-	-	-	-	-	-	1.0	-	-	-	-	-	-	-	0.7
at FIU	11/27	-	-	-	-	-	-	-	-	-	-	-	1.0	-	-	-	-	-	-	-	0.7
vs. Temple	11/30	-	1	0-0	.000	0-0	.000	2-2	1.000	0	1	1	1.0	0	0	0	0	0	0	2	1.0
UMass	12/2	-	9	0-0	.000	0-0	.000	0-0	.000	0	0	0	0.8	0	0	1	1	0	0	0	0.8
Wyoming	12/6	-	1	0-0	.000	0-0	.000	0-0	.000	0	0	0	0.7	0	0	0	0	0	0	0	0.7
Coastal Carolina	12/9	-	-	-	-	-	-	-	-	-	-	-	0.7	-	-	-	-	-	-	-	0.7
at Clemson	12/19	-	-	-	-	-	-	-	-	-	-	-	0.7	-	-	-	-	-	-	-	0.7
Limestone	12/27	-	8	2-3	.667	0-0	.000	0-0	.000	1	1	2	0.9	1	0	0	1	0	0	4	1.1
at Ole Miss	12/31	-	-	-	-	-	-	-	-	-	-	-	0.9	-	-	-	-	-	-	-	1.1
Missouri	1/3	-	9	1-2	.500	0-0	.000	0-0	.000	0	0	0	0.8	1	0	0	0	0	0	2	1.3
Vanderbilt	1/6	-	15	1-2	.500	0-0	.000	1-2	.500	1	2	3	1.0	1	0	1	0	1	0	3	1.4
at Alabama	1/9	-	16	0-2	.000	0-0	.000	1-2	.500	1	1	2	1.7	0	0	0	1	0	0	1	2.0
at Georgia	1/13	-	3	0-0	.000	0-0	.000	0-0	.000	0	0	0	1.0	1	0	0	0	0	0	0	1.3
Kentucky	1/16																				
Tennessee	1/20																				
at Florida	1/24																				
Texas Tech	1/27																				
Miss. State	1/31																				
at Texas A&M	2/3																				
at Arkansas	2/6																				
Florida	2/10																				
at Tennessee	2/13																				
Auburn	2/17																				
Georgia	2/21																				
at Miss. State	2/24																				
LSU	2/28																				
at Auburn	3/3																				
vs. SEC Tourn.	3/7-11																				
vs. NCAA Tourn.	3/15-4/2																				

CAREER STATISTICS

Season	GP-GS	Min	Avg	FG	FGA	Pct	3FG	3FGA	Pct	FT	FIA	Pct	Off	Def	Tot	Avg	PF	FO	Ast	TO	Blk	Stl	Pts	Avg
2017-18	11-0	71	6.5	4	10	.400	0	0	.000	6	8	.750	4	7	11	1.0	8	0	2	4	1	0	14	1.3

(SEC ONLY)

Season	GP-GS	Min	Avg	FG	FGA	Pct	3FG	3FGA	Pct	FT	FIA	Pct	Off	Def	Tot	Avg	PF	FO	Ast	TO	Blk	Stl	Pts	Avg
2018	4-0	43	10.8	2	6	.333	0	0	.000	2	4	.500	2	3	5	1.3	3	0	1	1	1	0	6	1.5



#14 IBRAHIM FAMOUKE DOUMBIA

FRESHMAN | FORWARD | 6'6" | 205 | HS

BAMAKO, MALI | MIAMI COUNTRY DAY SCHOOL

SEASON NOTABLES

- > Tallied four points and collected four rebounds with a block in exhibition vs. Erskine (Oct. 30), before adding two points with an assist in Hoops 4 Hurricane Relif exhibition vs. Virginia Tech (Nov. 5)
- > Saw action in opener at Wofford (Nov. 10), pulling down two rebounds in just two minutes
- > Played two minutes in team's home-opening victory over Western Michigan (Nov. 13)
- > Scored two points (first collegiate basket) in five minutes of action in loss vs. Illinois State (Nov. 16)
- > Saw action vs. Limestone (Dec. 27), pulling down a season high five rebounds in eight minutes of action
- > Made SEC debut in loss vs. Mizzou (Jan. 3), recorded two points and a rebound in six minutes

FAMOUKE DOUMBIA'S SEASON HIGHS

Points

2, 2x, last vs. Mizzou (Jan. 3, 2018)

Field Goals

1, 2x, last vs. Mizzou (Jan. 3, 2018)

Field Goal Attempts

4, 2x, last vs. Mizzou (Jan. 3, 2018)

3-Point Field Goals

-

3-Point Field Goal Attempts

1, vs. Mizzou (Jan. 3, 2018)

Free Throws

-

Free Throw Attempts

-

Rebounds

5, vs. Limestone (Dec. 27, 2017)

Assists

-

Blocks

-

Steals

-

Minutes

8, vs. Limestone (Dec. 27, 2017)

2017-18 GAME-BY-GAME STATS

Opponent	Date	GS	Min	FG-FGA	Pct	3FG-FGA	Pct	FT-FTA	Pct	Off	Def	Tot	Avg	PF	FO	A	TO	Blk	Stl	Pts	Avg
at Wofford	11/10	-	2	0-1	.000	0-0	.000	0-0	.000	0	2	2	2.0	0	0	0	0	0	0	0	0.0
Western Michigan	11/13	-	2	0-0	.000	0-0	.000	0-0	.000	0	0	0	1.0	0	0	0	0	0	0	0	0.0
vs. Illinois State	11/16	-	5	1-1	1.000	0-0	.000	0-0	.000	0	0	0	0.7	2	0	0	0	0	0	2	0.7
vs. UTEP	11/17	-	3	0-0	.000	0-0	.000	0-0	.000	0	0	0	0.5	1	0	0	0	0	0	0	0.5
vs. Western Michigan	11/19	-	-	-	-	-	-	DNP	Coaches Decision	-	-	-	0.5	-	-	-	-	-	-	-	0.5
at FIU	11/27	-	1	0-0	.000	0-0	.000	0-0	.000	0	0	0	0.4	0	0	0	0	0	0	0	0.4
vs. Temple	11/30	-	-	-	-	-	-	DNP	Coaches Decision	-	-	-	0.4	-	-	-	-	-	-	-	0.4
UMass	12/2	-	-	-	-	-	-	DNP	Coaches Decision	-	-	-	0.4	-	-	-	-	-	-	-	0.4
Wyoming	12/6	-	1	0-0	.000	0-0	.000	0-0	.000	1	1	0.5	0	0	0	0	0	0	0	0	0.3
Coastal Carolina	12/9	-	-	-	-	-	-	DNP	Coaches Decision	-	-	-	0.5	-	-	-	-	-	-	-	0.3
at Clemson	12/19	-	-	-	-	-	-	DNP	Coaches Decision	-	-	-	0.5	-	-	-	-	-	-	-	0.3
Limestone	12/27	-	8	0-4	.000	0-1	.000	0-0	.000	1	4	5	1.1	3	0	0	0	0	0	0	0.3
at Ole Miss	12/31	-	-	-	-	-	-	DNP	Coaches Decision	-	-	-	1.1	-	-	-	-	-	-	-	0.3
Missouri	1/3	-	6	1-4	.250	0-1	.000	0-0	.000	1	0	1	1.1	1	0	0	0	0	0	0	0.5
Vanderbilt	1/6	-	-	-	-	-	-	DNP	Coaches Decision	-	-	-	1.1	-	-	-	-	-	-	-	0.5
at Alabama	1/9	-	1	0-0	.000	0-0	.000	0-0	.000	0	0	0	1.0	0	0	0	0	0	0	0	0.4
at Georgia	1/13	-	-	-	-	-	-	DNP	Coaches Decision	-	-	-	1.0	-	-	-	-	-	-	-	0.4
Kentucky	1/16																				
Tennessee	1/20																				
at Florida	1/24																				
Texas Tech	1/27																				
Miss. State	1/31																				
at Texas A&M	2/3																				
at Arkansas	2/6																				
Florida	2/10																				
at Tennessee	2/13																				
Auburn	2/17																				
Georgia	2/21																				
at Miss. State	2/24																				
LSU	2/28																				
at Auburn	3/3																				
vs. SEC Tourn.	3/7-11																				
vs. NCAA Tourn.	3/15-4/2																				

CAREER STATISTICS

Season	GP-GS	Min	Avg	FG	FGA	Pct	3FG	3FGA	Pct	FT	FIA	Pct	Off	Def	Tot	Avg	PF	FO	Ast	TO	Blk	Stl	Pts	Avg
2017-18	9-0	29	3.2	2	10	.200	0	2	.000	0	0	.000	2	7	9	1.0	7	0	0	0	0	0	4	0.4

(SEC ONLY)

Season	GP-GS	Min	Avg	FG	FGA	Pct	3FG	3FGA	Pct	FT	FIA	Pct	Off	Def	Tot	Avg	PF	FO	Ast	TO	Blk	Stl	Pts	Avg
2018	2-0	7	3.5	1	4	.250	0	1	.000	0	0	.000	1	0	1	0.5	1	0	0	0	0	0	2	1.0



#13 FELIPE HAASE

FRESHMAN | FORWARD | 6'9" | 249 | HS

OSORNO, CHILE | MIAMI (FLA.) CHRISTIAN SCHOOL

SEASON NOTABLES

- > Saw action in opener at Wofford (Nov. 10), scoring 10 points, hitting a pair of 3s, with five rebounds
- > Finished with seven points, nine rebounds and a team-high three assists in win over Western Michigan (Nov. 13)
- > Played career-high 29 minutes in loss vs. Illinois State (Nov. 16), scoring five points with four rebounds, also had an assist and his first collegiate steal and block
- > Had seven points, seven rebounds and a steal in 24 minutes of action in victory over UTEP (Nov. 17)
- > Dropped 10 points with five rebounds, an assist and a steal in 26 minutes in win vs. Western Michigan (Nov. 19) in final game of the Puerto Rico Tip-Off, went 2-for-4 from behind the arc
- > Recorded first career double-double with 11 points and 10 rebounds in win vs. UMass (Dec. 2)
- > Went 7-for-12 from the field en route to scoring new career-high 17 points vs. Wyoming (Dec. 6), was just shy of notching double-double as he finished with nine rebounds, hit season-high three 3s and tied for team lead with three assists in 22 minutes of action
- > Pulled down a team high eight rebounds, adding five points, an assist and a steal in home win over Limestone (Dec. 27)
- > Saw 24 minutes of action off the bench in first career SEC game, a loss at Ole Miss (Dec. 31), scored nine points and pulled down six rebounds
- > Knocked down a pair of 3s in 16 minutes of work off the bench in loss vs. Mizzou (Jan. 3)
- > Grabbed six rebounds in win vs. Vanderbilt (Jan. 6)
- > Had four rebounds in 20 minutes of work off the bench in road win at Georgia (Jan. 13)

SUPERLATIVES

	'17-18	Season	Career
Double-figure scoring	4		4

* led or shared team lead

HAASE'S SEASON HIGHS

Points

17, vs. Wyoming (Dec. 6, 2017)

Field Goals

7, vs. Wyoming (Dec. 6, 2017)

Field Goal Attempts

12, vs. Wyoming (Dec. 6, 2017)

3-Point Field Goals

3, vs. Wyoming (Dec. 6, 2017)

3-Point Field Goal Attempts

7, vs. Wyoming (Dec. 6, 2017)

Free Throws

4, vs. Western Michigan (Nov. 13, 2017)

Free Throw Attempts

4, 2x, last vs. UMass (Dec. 2, 2017)

Rebounds

10, vs. UMass (Dec. 2, 2017)

Assists

3, 2x, last vs. Wyoming (Dec. 6, 2017)

Blocks

1, 2x, last vs. UMass (Dec. 2, 2017)

Steals

2, 2x, last vs. UMass (Dec. 2, 2017)

Minutes

29, 2x, last vs. UMass (Dec. 2, 2017)

2017-18 GAME-BY-GAME STATS

Opponent	Date	GS	Min	FG-FGA	Pct	3FG-FGA	Pct	FT-FTA	Pct	Off	Def	Tot	Avg	PF	FO	A	TO	Blk	Stl	Pts	Avg
at Wofford	11/10	-	23	4-6	.667	2-3	.667	0-1	.000	1	4	5	5.0	2	0	0	0	0	0	10	10.0
Western Michigan	11/13	-	25	1-3	.333	1-3	.333	4-6	.667	2	7	9	7.0	2	0	3	2	0	0	7	8.5
vs. Illinois State	11/16	-	29	2-6	.333	1-1	1.000	0-0	.000	0	4	4	6.0	2	0	1	0	1	1	5	7.3
vs. UTEP	11/17	-	24	3-7	.429	1-3	.333	0-0	.000	2	5	7	6.3	2	0	0	0	0	1	7	7.3
vs. Western Michigan	11/19	-	26	3-5	.600	2-4	.500	2-2	1.000	1	4	5	6.0	3	0	1	2	0	1	10	7.8
at FIU	11/27	-	9	2-5	.400	0-1	.000	0-0	.000	0	1	1	5.2	2	0	0	5	0	0	4	7.2
vs. Temple	11/30	-	18	0-2	.000	0-2	.000	1-2	.500	0	1	1	4.6	0	0	0	2	0	2	1	6.3
UMass	12/2	-	29	4-9	.444	0-2	.000	3-4	.750	1	9	10	5.3	1	0	0	2	1	2	11	6.9
Wyoming	12/6	-	22	7-12	.583	3-7	.429	0-0	.000	2	7	9	5.7	0	0	3	1	0	0	17	8.0
Coastal Carolina	12/9	-	14	3-4	.750	0-1	.000	1-1	1.000	1	4	5	5.6	0	0	0	2	0	0	7	7.9
at Clemson	12/19	-	22	1-5	.200	0-3	.000	0-0	.000	0	2	2	5.3	0	0	0	1	0	0	2	7.4
Limestone	12/27	-	20	2-5	.400	1-3	.333	0-0	.000	2	6	8	5.5	2	0	1	2	0	1	5	7.2
at Ole Miss	12/31	-	24	3-7	.429	1-3	.333	2-3	.666	1	5	6	5.5	1	0	1	1	0	0	9	7.3
Missouri	1/3	-	16	2-2	1.000	2-2	1.000	0-0	.000	0	2	2	5.3	3	0	0	1	1	0	6	7.2
Vanderbilt	1/6	-	16	1-8	.125	1-6	.167	0-0	.000	2	4	6	5.3	1	0	2	0	1	0	3	6.9
at Alabama	1/9	-	16	0-4	.000	0-2	.000	0-0	.000	1	0	1	5.1	1	0	1	1	0	0	0	6.5
at Georgia	1/13	-	20	1-8	.125	0-6	.000	0-0	.000	1	3	4	5.0	3	0	0	0	0	0	2	6.2
Kentucky	1/16																				
Tennessee	1/20																				
at Florida	1/24																				
Texas Tech	1/27																				
Miss. State	1/31																				
at Texas A&M	2/3																				
at Arkansas	2/6																				
Florida	2/10																				
at Tennessee	2/13																				
Auburn	2/17																				
Georgia	2/21																				
at Miss. State	2/24																				
LSU	2/28																				
at Auburn	3/3																				
vs. SEC Tourn.	3/7-11																				
vs. NCAA Tourn.	3/15-4/2																				

CAREER STATISTICS

Season	GP-GS	Min	Avg	FG	FGA	Pct	3FG	3FGA	Pct	FT	FIA	Pct	Off	Def	Tot	Avg	PF	FO	Ast	TO	Blk	Stl	Pts	Avg
2017-18	17-0	353	20.8	39	98	.398	15	52	.288	13	19	.684	17	68	85	5.0	24	0	13	22	4	8	106	6.2

(SEC ONLY)

Season	GP-GS	Min	Avg	FG	FGA	Pct	3FG	3FGA	Pct	FT	FIA	Pct	Off	Def	Tot	Avg	PF	FO	Ast	TO	Blk	Stl	Pts	Avg
2018	5-0	92	18.4	7	29	.241	4	19	.211	2	3	.667	5	14	19	3.8	8	0	4	3	2	0	20	4.0



#10 JUSTIN MINAYA

FRESHMAN | FORWARD | 6'5" | 210 | HS

HARRINGTON PARK, N.J. | NORTHERN VALLEY AT OLD TAPPAN

SEASON NOTABLES

- > Earned the start in Gamecock debut at Wofford (Nov. 10), scoring six points with two assists and a block
- > Scored five points with five rebounds and two assists in team's home-opening victory vs. Western Mich. (Nov. 13)
- > Posted nine points with a career-high eight rebounds in loss vs. Illinois State (Nov. 16)
- > Scored career-high 14 points on 4-of-7 shooting in victory over UTEP (Nov. 17), knocked down season-high three triples and had three assists and a steal in 28 minutes
- > Had nine points, three rebounds, two blocks and a steal in win over Western Michigan (Nov. 19) in the final game of the Puerto Rico Tip-Off, played 30-plus minutes for the first time in his career
- > Led team in minutes (36) and scored 13 points in road victory at FIU (Nov. 27), went 3-for-6 from behind the arc and had four rebounds, two assists and a steal
- > Dropped 11 points with seven rebounds and a pair of steals in loss vs. Temple (Nov. 30) at Madison Square Garden
- > Had breakout game, leading the team with a new career-high 17 points in win vs. UMass (Dec. 2), played team-high 33 minutes and also had four rebounds
- > Finished with 11 points in win vs. Wyoming (Dec. 6) for fourth-straight game in double figures
- > Recorded 13 points, his fifth consecutive game in double-figures, in win vs. Coastal Carolina (Dec. 9)
- > Played season-low 14 minutes in SEC debut due to foul trouble in loss at Ole Miss (Dec. 32), scored four points and had four rebounds and four assists in limited action
- > Saw limited action in road win at Georgia (Jan. 13) due to foul trouble

SUPERLATIVES

'17-18 Season Career
Double-figure scoring 6 6

* led or shared team lead

MINAYA'S SEASON HIGHS

Points

17, vs. UMass (Dec. 2, 2017)

Field Goals

6, vs. UMass (Dec. 2, 2017)

Field Goal Attempts

11, 2x, last vs. UMass (Dec. 2, 2017)

3-Point Field Goals

3, 2x, last at FIU (Nov. 27, 2017)

3-Point Field Goal Attempts

6, at FIU (Nov. 27, 2017)

Free Throws

4, 3x, last vs. UMass (Dec. 2, 2017)

Free Throw Attempts

6, 2x, last vs. UMass (Dec. 2, 2017)

Rebounds

9, vs. Illinois State (Nov. 16, 2017)

Assists

3, 2x, last at Ole Miss (Dec. 31, 2017)

Blocks

2, vs. Western Michigan (Nov. 19, 2017)

Steals

2, 2x, Wyoming (Dec. 6, 2017)

Minutes

36, at FIU (Nov. 27, 2017)

2017-18 GAME-BY-GAME STATS

Opponent	Date	GS	Min	FG-FGA	Pct	3FG-FGA	Pct	FT-FTA	Pct	Off	Def	Tot	Avg	PF	FO	A	TO	Blk	Stl	Pts	Avg
at Wofford	11/10	*	24	2-5	.400	1-2	.500	1-1	1.000	2	2	4	4.0	1	0	2	2	1	0	6	6.0
Western Michigan	11/13	*	22	2-8	.250	0-4	.000	1-3	.333	2	3	5	4.5	3	0	2	0	0	0	5	5.5
vs. Illinois State	11/16	*	24	2-9	.222	1-5	.200	4-6	.667	3	5	8	5.7	4	0	1	1	0	0	9	6.7
vs. UTEP	11/17	*	28	4-7	.571	3-5	.600	3-4	.750	2	1	3	5.0	1	0	3	3	0	1	14	8.5
vs. Western Michigan	11/19	*	33	4-9	.444	1-4	.250	0-0	.000	1	2	3	4.6	1	0	0	2	2	1	9	8.6
at FIU	11/27	*	36	5-11	.455	3-6	.500	0-0	.000	1	3	4	4.5	3	0	2	1	0	1	13	9.3
vs. Temple	11/30	*	28	3-7	.429	1-3	.333	4-4	1.000	1	6	7	4.9	0	0	0	2	0	2	11	9.6
UMass	12/2	*	33	6-11	.545	1-4	.250	4-6	.667	1	3	4	4.8	1	0	1	2	0	0	17	10.5
Wyoming	12/6	*	23	4-8	.500	2-3	.667	1-2	.500	1	2	3	4.6	4	0	0	2	1	2	11	10.6
Coastal Carolina	12/9	*	33	4-9	.444	3-7	.429	2-2	1.000	2	2	4	4.5	2	0	1	4	0	1	13	10.8
at Clemson	12/19	*	29	0-6	.000	0-1	.000	0-0	.000	3	2	5	4.5	1	0	1	2	0	0	0	9.8
Limestone	12/27	*	16	1-6	.167	1-1	1.000	1-2	.500	1	3	4	4.5	1	0	1	0	0	1	4	9.3
at Ole Miss	12/31	*	14	2-3	.666	0-1	.000	0-0	.000	1	3	4	4.5	4	0	3	1	1	0	4	8.9
Missouri	1/3	*	30	3-7	.429	1-2	.500	1-3	.333	2	2	4	4.4	2	0	2	2	0	0	8	8.9
Vanderbilt	1/6	*	31	2-7	.286	1-3	.333	1-3	.333	2	3	5	4.5	3	0	1	0	1	1	6	8.7
at Alabama	1/9	*	29	3-7	.429	1-2	.500	0-0	.000	2	3	5	4.5	2	0	2	0	0	1	7	8.6
at Georgia	1/13	*	14	1-4	.250	0-1	.000	0-0	.000	2	2	4	4.5	3	0	2	0	0	0	2	8.2
Kentucky	1/16																				
Tennessee	1/20																				
at Florida	1/24																				
Texas Tech	1/27																				
Miss. State	1/31																				
at Texas A&M	2/3																				
at Arkansas	2/6																				
Florida	2/10																				
at Tennessee	2/13																				
Auburn	2/17																				
Georgia	2/21																				
at Miss. State	2/24																				
LSU	2/28																				
at Auburn	3/3																				
vs. SEC Tourn.	3/7-11																				
vs. NCAA Tourn.	3/15-4/2																				

CAREER STATISTICS

Season	GP-GS	Min	Avg	FG	FGA	Pct	3FG	3FGA	Pct	FT	FTA	Pct	Off	Def	Tot	Avg	PF	FO	Ast	TO	Blk	Stl	Pts	Avg
2017-18	17-17	447	26.3	48	124	.387	20	54	.370	23	36	.639	29	47	76	4.5	35	0	24	24	6	11	139	8.2

(SEC ONLY)

Season	GP-GS	Min	Avg	FG	FGA	Pct	3FG	3FGA	Pct	FT	FTA	Pct	Off	Def	Tot	Avg	PF	FO	Ast	TO	Blk	Stl	Pts	Avg
2018	5-5	118	23.6	11	28	.393	3	9	.333	2	6	.333	9	13	22	4.4	14	0	10	3	2	2	27	5.4

THE LAST TIME IN SOUTH CAROLINA BASKETBALL


AN INDIVIDUAL ...

Scored 20 or more points:	South Carolina: Chris Silva (27), vs. Vanderbilt, Jan. 6, 2018, in Columbia, S.C. Opponent: Yante Maten (25), Georgia, Jan. 13, 2018, in Athens, Ga.
Scored 30 or more points:	South Carolina: Sindarius Thornwell (44), vs. Alabama, Feb. 7, 2017, in Columbia, S.C. Opponent: Kevin Punter (36), Tennessee, Jan. 23, 2016 in Knoxville, Tenn.
Scored 35 or more points:	South Carolina: Sindarius Thornwell (44) vs. Alabama, Feb. 7, 2017, in Columbia, S.C. Opponent: Kevin Punter (36), Tennessee, Jan. 23, 2016 in Knoxville, Tenn.
Scored 40 or more points:	South Carolina: Sindarius Thornwell (44), vs. Alabama, Feb. 7, 2017, in Columbia, S.C. Opponent: Austin Carr (43), Notre Dame, Dec. 30, 1969 in New Orleans, La.
Collected 20 or more rebounds:	South Carolina: Sindarius Thornwell (21), vs. Alabama, Feb. 7, 2017, in Columbia, S.C. Opponent: Ekpe Udoh (20), Baylor, Jan. 2, 2010 in Columbia, S.C.
Collected 15 or more rebounds:	South Carolina: Sindarius Thornwell (21), vs. Alabama, Feb. 7, 2017, in Columbia, S.C. Opponent: Amile Jefferson (15), Duke, March 19, 2017, in Greenville, S.C.
Made 12 or more field goals:	South Carolina: Laimonas Chatkevicius (15), vs. High Point, March 15, 2016, in Columbia, S.C. Opponent: Michael Frazier II (12), Florida, March 4, 2014 in Columbia, S.C.
Made 10 or more field goals:	South Carolina: Chris Silva (10), at FIU, Nov. 27, 2017, in Miami Opponent: Luwane Pipkins (10), UMass, Dec. 2, 2017, in Columbia, S.C.
Attempted 20 or more field goals:	South Carolina: Sindarius Thornwell (25) & PJ Dozier (24), vs. Alabama, Feb. 7, 2017, in Columbia, S.C. Opponent: Luwane Pipkins (20), UMass, Dec. 2, 2017, in Columbia, S.C.
Attempted 25 or more field goals:	South Carolina: Sindarius Thornwell, 25, vs. Alabama, Feb. 7, 2017 in Columbia, S.C. Opponent: Kemmy Burgess (Alaska-Anchorage), 26, Nov. 24, 2005 in Anchorage, Alaska
Dished 10 or more assists:	South Carolina: Devan Downey, 11, vs. LSU, March 13, 2008 in Atlanta, Ga. Opponent: 11, Jabril Durham, Arkansas, March 5, 2016 in Fayetteville, Ark.
Swiped 5 or more steals:	South Carolina: Sindarius Thornwell, 5, vs. Texas A&M, Jan. 7, 2017 in Columbia, S.C. Opponent: 6, Thomas Wilder, Western Michigan, Nov. 13, 2017 in Columbia, S.C.
Blocked 5 or more shots:	South Carolina: Chris Silva (5), vs. FIU, Dec. 4, 2016 in Columbia, S.C. Opponent: Elijah Thomas (5), Clemson, Dec. 19, 2017, in Clemson, S.C.
Made 5 or more 3-point field goals:	South Carolina: Frank Booker (6), at Ole Miss, Dec. 31, 2017, in Oxford, Miss. Opponent: Johntay Porter (5), Missouri, Jan. 3, 2018, in Columbia, S.C.
Attempted 8 or more 3-point field goals:	South Carolina: Frank Booker (10), at Ole Miss, Dec. 31, 2017, in Oxford, Miss. Opponent: Kassius Robertson (8), Missouri, Jan. 3, 2018, in Columbia, S.C.
Made 10 or more free throws:	South Carolina: Chris Silva (11), at Ole Miss, Dec. 31, 2017, in Oxford, Miss. Opponent: Justin James (11), Wyoming, Dec. 6, 2017, in Columbia, S.C.
Attempted 15 or more free throws:	South Carolina: Sindarius Thornwell (16), at Ole Miss, March 4, 2017, in Oxford, Miss. Opponent: Milik Yarbrough (18), Illinois State, Nov. 16, 2017, in Myrtle Beach, S.C.
Played all 40 minutes of regulation:	South Carolina: Duane Notice, vs. Texas A&M, Feb. 21, 2015 in Columbia, S.C. Opponent: Kenny Hairston, Limestone, Dec. 27, 2017, in Columbia, S.C.
A player hit a last-second shot (within 3 seconds) to win a game:	South Carolina: PJ Dozier (Buzzer Beater), vs. Monmouth, Nov. 15, 2016, in Columbia, S.C. Opponent: JJ Frazier (Free Throws), Georgia, March 11, 2016 in Nashville, Tenn.
A player had a double-double:	South Carolina: Chris Silva (21 points, 13 rebounds), at Ole Miss, Dec. 31, 2017, in Oxford, Miss. Opponent: Justin James (20 points, 12 rebounds), Wyoming, Dec. 6, 2017, in Columbia, S.C.
Two or more players had a double-double:	South Carolina: Michael Carrera (11 points, 10 rebounds), Sindarius Thornwell (18 points, 11 rebounds), at Georgia, Feb. 2, 2016, in Athens, Ga. Opponent: Sebastain Saiz (21 points, 15 rebounds), Justas Furmanavicius (12 points, 10 rebounds), Ole Miss, March 4, 2017, in Oxford, Miss.
A player had a triple-double:	South Carolina: Sam Muldrow (16 points, 14 rebounds, 10 blocks) vs. Vanderbilt, Jan. 8, 2011 in Columbia, S.C. *** Only second triple-double in South Carolina history (Chuck Eidson (25 points, 10 rebounds, 10 assists) vs. SC State, Nov. 29, 2002 in Columbia, S.C. Opponent: Daniel Hackett (Southern California - 22 points, 10 rebounds, 10 assists), Nov. 17, 2007 in Columbia, S.C.
Scored 30 or more points in back-to-back games:	South Carolina: Devan Downey, 30 vs. Kentucky, Jan. 26, 2010 in Columbia, S.C. 33 vs. Georgia, Jan. 30, 2010, in Columbia, S.C.
Scored 25 or more points in back-to-back games:	South Carolina: Sindarius Thornwell, 28 at Mississippi State, Feb. 11, 2017, in Starkville, Miss. 27 vs. Arkansas, Feb. 15, 2017 in Columbia, S.C.

A TEAM ...

Scored 100 or more points:	South Carolina: 103 vs. The Citadel, Nov. 12, 2007 in Columbia, S.C. Opponent: 107, Vanderbilt, Feb. 17, 1996 in Nashville, Tenn.
Scored 50 points or less:	South Carolina: 25, at Clemson, Dec. 19, 2017, in Clemson, S.C. Opponent: 45, Limestone, Dec. 27, 2017, in Columbia, S.C.
Scored 50 points in a half:	South Carolina: 50 (1st half), vs. UTEP, Nov. 17, 2017, in Myrtle Beach, S.C. Opponent: 51 (2nd half), Duke, March 19, 2017, in Greenville, S.C.
Failed to score 25 points in a half:	South Carolina: 22 (2nd half), vs. Clemson, Dec. 19, 2017, in Clemson, S.C. Opponent: 20 (2nd half), Limestone, Dec. 27, 2017, in Columbia, S.C.

Collected 50 or more rebounds:	South Carolina: 52, vs. Limestone, Dec. 27, 2017, in Columbia, S.C. Opponent: 62, Alabama, Feb. 7, 2017, in Columbia, S.C.
Shot 60% or better from the field:	South Carolina: 60.0% (39-65), vs. High Point, March 15, 2016, in Columbia, S.C. Opponent: 69.6% (32-46) Missouri, Feb. 28, 2013, in Columbia, S.C.
Shot 50% or better from the field:	South Carolina: 50.9% (28-55), vs. UMass, Dec. 2, 2017, in Columbia, S.C. Opponent: 58.8% (30-51), Alabama, Jan. 9, 2018, in Tuscaloosa, Ala.
Shot less than 30% from the field:	South Carolina: 27.1 % (16-59), at Georgia, Jan. 13, 2018, in Athens, Ga. Opponent: 25.0% (13-52), Limestone, Dec. 27, 2017, in Columbia, S.C.
Shot 50% or better from 3-point range (at least 10 attempts):	South Carolina: 57.7% (15-26), vs. Auburn, Jan. 24, 2017, in Columbia, S.C. Opponent: 58.3% (14-24), Missouri, Jan. 3, 2018, in Columbia, S.C.
Shot 20% or less from 3-point range (at least 10 attempts):	South Carolina: 12.5% (2-16), at Clemson, Dec. 19, 2017, in Clemson, S.C. Opponent: 7.7% (1-13), Tennessee, Feb. 25, 2017, in Columbia, S.C.
Dished 20 or more assists:	South Carolina: 22, at FIU, Nov. 27, 2017, in Miami. Opponent: 20, Mississippi State, Feb. 27, 2016, in Starkville, Miss.
Made 35 or more shots:	South Carolina: 35, vs. Marquette, March 17, 2017, in Greenville, S.C. Opponent: 35, vs. Tennessee, March 5, 2009, in Columbia, S.C.
Attempted 80 or more shots:	South Carolina: 88 vs. Alabama, Feb. 7, 2017, in Columbia, S.C. Opponent: 83, LSU, Feb. 10, 1996, in Columbia, S.C.
Attempted 70 or more shots:	South Carolina: 70, vs. Texas A&M, Jan. 7, 2017, in Columbia, S.C. Opponent: 71, Alabama, Feb. 7, 2017, in Columbia, S.C.
Made 10 or more 3-pointers:	South Carolina: 11, at Wofford, Nov. 10, 2017, in Spartanburg, S.C. Opponent: 14, Missouri, Jan. 3, 2018, in Columbia, S.C.
Did not make a 3-pointer:	South Carolina: vs. Milwaukee, Nov. 11, 2012, in Columbia, S.C. Opponent: Florida, Jan. 18, 2017, in Columbia, S.C.
Attempted 30 or more 3-pointers:	South Carolina: 32, vs. Illinois State, Nov. 16, 2017, in Myrtle Beach, S.C. Opponent: 30, High Point, March 15, 2016, in Columbia, S.C.
Attempted 25 or more 3-pointers:	South Carolina: 32, vs. Illinois State, Nov. 16, 2017, in Myrtle Beach, S.C. Opponent: 29, Vanderbilt, Jan. 6, 2018, in Columbia, S.C.
Made 30 or more free throws:	South Carolina: 35, vs. Alabama, Feb. 7, 2017, in Columbia, S.C. Opponent: 30, Tennessee, Jan. 23, 2016, in Knoxville, Tenn.
Attempted 40 or more free throws:	South Carolina: 50, vs. Alabama, Feb. 7, 2017, in Columbia, S.C. Opponent: 42, Kentucky, March 1, 2014, in Columbia, S.C.
Swiped 15 or more steals:	South Carolina: 15 vs. Vanderbilt, Jan. 16, 2010, in Columbia, S.C. Opponent: 15, Monmouth, Nov. 15, 2016, in Columbia, S.C.
Blocked 12 or more shots:	South Carolina: 12, vs. Vanderbilt, Jan. 8, 2011, in Columbia, S.C. Opponent: 12, Mississippi State, Jan. 26, 2016, in Columbia, S.C.
Blocked 8 or more shots:	South Carolina: 8, at Georgia, Jan. 4, 2017, in Athens, Ga. Opponent: 9, Georgia, Jan. 13, 2018, in Athens, Ga.
Won by 30 or more points:	South Carolina: 42, vs. SC State, Nov. 18, 2016, in Columbia, S.C. Opponent: 34, Kentucky, Feb. 14, 2015, in Lexington, Ky.
Won by 20 or more points:	South Carolina: 29, vs. Limestone, Dec. 27, 2017, in Columbia, S.C. Opponent: 27, Kentucky, Feb. 13, 2016, in Columbia, S.C.
Played a single overtime game:	Win: 70-69, vs. Monmouth, Nov. 15, 2016, in Columbia, S.C. Loss: 62-54 at Georgia, Feb. 23, 2013, in Athens, Ga.
Played a double overtime game:	Win: 87-85 vs. WKU, Nov. 27, 2010, in Bowling Green, Ky. Loss: 98-88 vs. Louisville, Feb. 20, 1988, in Columbia, S.C.
South Carolina played a No. 1 Team in the country:	Win: 68-62 vs. Kentucky, Jan. 26, 2010, in Columbia, S.C. Loss: 77-43 loss at Kentucky, Feb. 14, 2015, in Lexington, Ky.
South Carolina played a top-5 opponent:	Win: 68-62 vs. No. 1/1 Kentucky, Jan. 26, 2010, in Columbia, S.C. Loss: 85-69 loss to No. 5/5 Kentucky, Jan. 21, 2017, in Lexington, Ky.
South Carolina played a top-10 opponent:	Win: 88-81 win vs. No. 7/7 Duke, March 19, 2017, in Greenville, S.C. Loss: 58-43 loss vs. Kentucky, Jan. 24, 2015, in Columbia, S.C.
South Carolina played a top-25 opponent:	Win: 77-70 vs. No. 20/17 Florida, March 26, 2017, in New York City Loss: 77-73 vs. No. 2/2 Gonzaga, April 1, 2017, in Phoenix, Ariz.
South Carolina defeated a ranked opponent:	Home: 57-53 win vs. No. 19/21 Florida, Jan. 18, 2017, in Columbia, S.C. Away: 77-73 win at No. 13/19 Vanderbilt, March 6, 2010, in Nashville, Tenn. Neutral: 77-70 vs. No. 20/17 Florida, March 26, 2017, in New York City SEC Home: 57-53 win vs. No. 19/21 Florida, Jan. 18, 2017, in Columbia, S.C. SEC Away: 81-78 win at No. 8/8 Texas A&M, Feb. 6, 2016, in College Station, Texas Non-conference away: 85-84 win at No. 19/20 Baylor, Jan. 2, 2009, in Waco, Texas
South Carolina defeated a top 10 opponent:	Home: 68-62 win vs. No. 1/1 Kentucky, Jan. 26, 2010, in Columbia, S.C. Away: 81-78 win at No. 8/8 Texas A&M, Feb. 6, 2016, in College Station, Texas Neutral: 88-81 win vs. No. 7/7 Duke, March 19, 2017, in Greenville, S.C.
A South Carolina win opened the season:	Home: 85-76 win vs. La Tech on Nov. 11, 2016, in Columbia, S.C. Away: 73-52 win at Wofford on Nov. 10, 2017, in Spartanburg, S.C. Neutral: 74-61 win vs. Chaminade, Nov. 19, 2001, in Maui, Hawaii (Maui Invite)
South Carolina opened SEC play:	Home: 79-68 loss vs. Missouri, Jan. 3, 2018, in Columbia, S.C. Away: 74-69 loss at Ole Miss, Dec. 31, 2017, in Oxford, Miss.



2017-18 SOUTH CAROLINA GAMECOCKS

RADIO/TV SPOT CHART




#0 | DAVID
BEATTY



#1 | KORY
HOLDEN



#2 | HASSANI
GRAVETT



#5 | FRANK
BOOKER



#10 | JUSTIN
MINAYA



#12 | KHADIM
GUEYE



#13 | FELIPE
HAASE



#14 | IBRAHIM
FAMOUKE DOUMBIA



#15 | WESLEY
MYERS



#20 | TOMMY
CORCHIANI



#21 | MAIK
KOTSAR



#23 | EVAN
HINSON



#25 | CHRISTIAN
SCHMITT



#30 | CHRIS
SILVA



#33 | JASON
CUDD



FRANK
MARTIN



2017-18 South Carolina Basketball
 South Carolina Combined Team Statistics (as of Jan 15, 2018)
 All games

RECORD:	OVERALL	HOME	AWAY	NEUTRAL
ALL GAMES	11-6	6-1	3-3	2-2
CONFERENCE	2-3	1-1	1-2	0-0
NON-CONFERENCE	9-3	5-0	2-1	2-2

##	Player	gp-gs	min	avg	Total		3-Point		F-Throw		Rebounds				pf	dq	a	to	blk	stl	pts	avg		
					fg-fga	fg%	3fg-fga	3fg%	ft-fa	ft%	off	def	tot	avg										
30	SILVA, Chris	17-17	409	24.1	64-131	.489	4-10	.400	110-144	.764	48	87	135	7.9	57	2	19	42	22	11	242	14.2		
05	BOOKER, Frank	17-14	444	26.1	58-133	.436	39-94	.415	31-46	.674	8	47	55	3.2	28	0	19	16	3	19	186	10.9		
02	GRAVETT, Hassani	14-12	342	24.4	38-98	.388	13-45	.289	29-42	.690	7	44	51	3.6	19	0	50	24	3	7	118	8.4		
21	KOTSAR, Maik	17-17	466	27.4	62-137	.453	3-16	.188	15-35	.429	30	49	79	4.6	49	2	25	30	13	18	142	8.4		
10	MINAYA, Justin	17-17	447	26.3	48-124	.387	20-54	.370	23-36	.639	29	47	76	4.5	35	0	24	24	6	11	139	8.2		
15	MYERS, Wesley	17-5	351	20.6	38-94	.404	9-27	.333	31-50	.620	10	31	41	2.4	33	1	28	26	3	5	116	6.8		
13	HAASE, Felipe	17-0	353	20.8	39-98	.398	15-52	.288	13-19	.684	17	68	85	5.0	24	0	13	22	4	8	106	6.2		
00	BEATTY, David	16-0	241	15.1	28-89	.315	9-37	.243	13-19	.684	2	14	16	1.0	28	1	17	16	2	9	78	4.9		
23	HINSON, Evan	7-3	71	10.1	7-17	.412	2-5	.400	8-11	.727	0	10	10	1.4	10	0	2	4	2	2	24	3.4		
01	HOLDEN, Kory	11-0	120	10.9	14-37	.378	2-11	.182	6-11	.545	3	9	12	1.1	13	0	18	17	1	1	36	3.3		
33	CUDD, Jason	11-0	71	6.5	4-10	.400	0-0	.000	6-8	.750	4	7	11	1.0	8	0	2	4	1	0	14	1.3		
14	FAMOUKE DOUMBIA,	9-0	29	3.2	2-10	.200	0-2	.000	0-0	.000	2	7	9	1.0	7	0	0	0	0	0	4	0.4		
20	CORCHIANI, Tommy	2-0	3	1.5	0-0	.000	0-0	.000	0-0	.000	0	2	2	1.0	0	0	0	0	0	0	0	0.0		
25	SCHMITT, Christian	3-0	6	2.0	0-2	.000	0-2	.000	0-0	.000	0	0	0	0.0	0	0	0	0	0	0	0	0.0		
12	GUEYE, Khadim	9-0	47	5.2	0-1	.000	0-0	.000	0-0	.000	3	4	7	0.8	8	0	0	4	0	1	0	0.0		
Team											49	18	67											
Total.....		17	3400		402-981	.410	116-355	.327	285-421	.677	212	444	656	38.6	319	6	217	235	60	92	1205	70.9		
Opponents.....		17	3400		365-889	.411	119-344	.346	258-379	.681	142	416	558	32.8	362	15	194	266	81	129	1107	65.1		

TEAM STATISTICS	SC	OPP	Date	Opponent	Score	Att.
SCORING	1205	1107	11/10/17	at Wofford	w 73-52	3400
Points per game	70.9	65.1	! 11/13/17	WESTERN MICHIGAN	w 78-60	12136
Scoring margin	+5.8	-	& 11/16/17	vs Illinois State	L 65-69	700
FIELD GOALS-ATT	402-981	365-889	& 11/17/17	vs UTEP	w 80-56	987
Field goal pct	.410	.411	& 11/19/17	vs Western Michigan	w 79-66	2119
3 POINT FG-ATT	116-355	119-344	11/27/17	at FIU	w 78-61	1335
3-point FG pct	.327	.346	% 11/30/17	vs TEMPLE	L 60-76	6081
3-pt FG made per game	6.8	7.0	12/2/17	UMASS	w 76-70	10832
FREE THROWS-ATT	285-421	258-379	12/6/17	WYOMING	w 80-64	10205
Free throw pct	.677	.681	12/9/17	COASTAL CAROLINA	w 80-78	11734
F-Throws made per game	16.8	15.2	12/19/17	at Clemson	L 48-64	8031
REBOUNDS	656	558	12/27/17	LIMESTONE	w 74-45	11305
Rebounds per game	38.6	32.8	* 12/31/17	at Ole Miss	L 69-74	5849
Rebounding margin	+5.8	-	* 1/3/18	MISSOURI	L 68-79	9846
ASSISTS	217	194	* 1/6/18	VANDERBILT	w 71-60	11391
Assists per game	12.8	11.4	* 1/9/18	at Alabama	L 62-76	10909
TURNOVERS	235	266	* 01/13/18	at Georgia	w 64-57	9788
Turnovers per game	13.8	15.6				
Turnover margin	+1.8	-	* = Conference game			
Assist/turnover ratio	0.9	0.7	! = unbracketed game of the Puerto Rico Tip-Off at Myrtle Beach (Columbia, S.C.)			
STEALS	92	129	& = Puerto Rico Tip-Off at Myrtle Beach (Myrtle Beach, S.C.)			
Steals per game	5.4	7.6	% = Under Armour Reunion (New York, N.Y.)			
BLOCKS	60	81				
Blocks per game	3.5	4.8				
ATTENDANCE	77449	49199				
Home games-Avg/Game	7-11064	6-6552				
Neutral site-Avg/Game	-	4-2472				

Score by Periods	1st	2nd	Totals
South Carolina	573	632	1205
Opponents	547	560	1107



2017-18 South Carolina Basketball
 South Carolina Combined Team Statistics (as of Jan 15, 2018)
 Conference games only

RECORD:	OVERALL	HOME	AWAY	NEUTRAL
ALL GAMES	2-3	1-1	1-2	0-0
CONFERENCE	2-3	1-1	1-2	0-0
NON-CONFERENCE	0-0	0-0	0-0	0-0

#	Player	gp-gs	min	avg	Total		3-Point		F-Throw		Rebounds				pf	dq	a	to	blk	stl	pts	avg
					fg-fga	fg%	3fg-fga	3fg%	ft-fta	ft%	off	def	tot	avg								
30	SILVA, Chris	5-5	131	26.2	23-50	.460	1-2	.500	42-53	.792	18	21	39	7.8	17	1	6	9	5	2	89	17.8
05	BOOKER, Frank	5-2	133	26.6	14-34	.412	9-21	.429	16-23	.696	3	17	20	4.0	8	0	3	1	1	6	53	10.6
15	MYERS, Wesley	5-5	138	27.6	15-36	.417	3-8	.375	18-29	.621	3	7	10	2.0	19	1	10	13	1	1	51	10.2
02	GRAVETT, Hassani	2-0	42	21.0	5-9	.556	3-7	.429	5-6	.833	0	5	5	2.5	0	0	3	2	1	1	18	9.0
10	MINAYA, Justin	5-5	118	23.6	11-28	.393	3-9	.333	2-6	.333	9	13	22	4.4	14	0	10	3	2	2	27	5.4
23	HINSON, Evan	4-3	62	15.5	6-15	.400	2-5	.400	7-9	.778	0	10	10	2.5	6	0	2	3	2	2	21	5.3
21	KOTSAR, Maik	5-5	134	26.8	9-36	.250	0-6	.000	7-10	.700	6	17	23	4.6	17	1	6	11	5	0	25	5.0
00	BEATTY, David	5-0	90	18.0	7-33	.212	3-13	.231	5-8	.625	0	8	8	1.6	7	0	4	10	1	5	22	4.4
13	HAASE, Felipe	5-0	92	18.4	7-29	.241	4-19	.211	2-3	.667	5	14	19	3.8	8	0	4	3	2	0	20	4.0
33	CUDD, Jason	4-0	43	10.8	2-6	.333	0-0	.000	2-4	.500	2	3	5	1.3	3	0	1	1	1	0	6	1.5
14	FAMOUKE DOUMBIA,	2-0	7	3.5	1-4	.250	0-1	.000	0-0	.000	1	0	1	0.5	1	0	0	0	0	0	2	1.0
12	GUEYE, Khadim	3-0	10	3.3	0-1	.000	0-0	.000	0-0	.000	0	1	1	0.3	0	0	0	0	0	0	0	0.0
Team											20	7	27				1					
Total.....		5	1000		100-281	.356	28-91	.308	106-151	.702	67	123	190	38.0	100	3	49	57	21	19	334	66.8
Opponents.....		5	1000		110-254	.433	40-103	.388	86-119	.723	42	130	172	34.4	122	7	66	70	35	35	346	69.2

TEAM STATISTICS	SC	OPP	Date	Opponent	Score	Att.
SCORING	334	346	* 12/31/17	at Ole Miss	L 69-74	5849
Points per game	66.8	69.2	* 1/3/18	MISSOURI	L 68-79	9846
Scoring margin	-2.4	-	* 1/6/18	VANDERBILT	W 71-60	11391
FIELD GOALS-ATT	100-281	110-254	* 1/9/18	at Alabama	L 62-76	10909
Field goal pct	.356	.433	* 01/13/18	at Georgia	W 64-57	9788
3 POINT FG-ATT	28-91	40-103	* = Conference game			
3-point FG pct	.308	.388	! = unbracketed game of the Puerto Rico Tip-Off at Myrtle Beach (Columbia, S.C.)			
3-pt FG made per game	5.6	8.0	& = Puerto Rico Tip-Off at Myrtle Beach (Myrtle Beach, S.C.)			
FREE THROWS-ATT	106-151	86-119	% = Under Armour Reunion (New York, N.Y.)			
Free throw pct	.702	.723				
F-Throws made per game	21.2	17.2				
REBOUNDS	190	172				
Rebounds per game	38.0	34.4				
Rebounding margin	+3.6	-				
ASSISTS	49	66				
Assists per game	9.8	13.2				
TURNOVERS	57	70				
Turnovers per game	11.4	14.0				
Turnover margin	+2.6	-				
Assist/turnover ratio	0.9	0.9				
STEALS	19	35				
Steals per game	3.8	7.0				
BLOCKS	21	35				
Blocks per game	4.2	7.0				
ATTENDANCE	21237	26546				
Home games-Avg/Game	2-10618	3-8849				
Neutral site-Avg/Game	-	0-0				

Score by Periods	1st	2nd	Totals
South Carolina	153	181	334
Opponents	167	179	346



2017-18 South Carolina Basketball
 South Carolina Team Game-by-Game Comparison (as of Jan 15, 2018)
 All games

Opponent	1st	2nd	Score	Mar	Total FG	FG Pct	3-Pointers	3FG Pct	Free Throws	FT Pct	Rebounds	Assist	T/Over	Block	Steal	Fouls
Wofford	33/24	40/28	73-52	+21	25-54/17-49	.463/.347	11-23/6-19	.478/.316	12-16/12-16	.750/.750	40/28 +12	17/7	14/13	3/0	5/3	17/16
WESTERN MICHIGAN	38/29	40/31	78-60	+18	26-57/21-58	.456/.362	9-23/5-21	.391/.238	17-28/13-25	.607/.520	46/32 +14	12/12	14/11	3/6	4/10	18/24
Illinois State	23/32	42/37	65-69	(4)	18-61/18-50	.295/.360	9-32/5-16	.281/.313	20-30/28-39	.667/.718	45/42 +3	14/13	13/14	4/2	3/8	32/20
UTEP	50/24	30/32	80-56	+24	27-58/19-45	.466/.422	8-24/5-13	.333/.385	18-23/13-20	.783/.650	36/27 +9	19/12	17/23	2/6	8/8	20/24
Western Michigan	35/34	44/32	79-66	+13	26-57/21-44	.456/.477	8-24/8-21	.333/.381	19-30/16-21	.633/.762	33/30 +3	13/9	12/22	3/1	8/9	19/24
FIU	38/36	40/25	78-61	+17	32-61/22-53	.525/.415	8-22/4-17	.364/.235	6-12/13-21	.500/.619	40/25 +15	22/8	19/17	3/6	8/10	15/18
TEMPLE	27/38	33/38	60-76	(16)	22-58/29-60	.379/.483	6-21/4-17	.286/.235	10-12/14-21	.833/.667	33/37 (4)	9/11	17/14	4/8	7/12	14/13
UMASS	34/35	42/35	76-70	+6	28-55/27-59	.509/.458	3-15/12-26	.200/.462	17-29/4-5	.586/.800	36/26 +10	14/13	15/17	1/0	11/3	12/28
WYOMING	35/25	45/39	80-64	+16	28-62/19-56	.452/.339	8-23/6-25	.348/.240	16-29/20-26	.552/.769	43/34 +9	17/14	17/18	4/3	7/7	21/22
COASTAL CAROLINA	47/47	33/31	80-78	+2	25-55/29-63	.455/.460	8-20/10-24	.400/.417	22-31/10-13	.710/.769	31/33 (2)	14/17	14/15	4/2	6/8	13/25
Clemson	26/31	22/33	48-64	(16)	19-54/20-46	.352/.435	2-16/8-20	.125/.400	8-10/16-24	.800/.667	31/34 (3)	3/8	14/15	4/8	3/9	17/9
LIMESTONE	34/25	40/20	74-45	+29	26-68/13-52	.382/.250	8-21/6-22	.381/.273	14-20/13-29	.700/.448	52/38 +14	14/4	12/17	4/4	3/7	21/17
Ole Miss	30/31	39/43	69-74	(5)	22-58/20-49	.379/.408	8-20/8-21	.400/.381	17-26/26-33	.654/.788	43/30 +13	16/15	14/8	4/7	2/9	21/23
MISSOURI	27/39	41/40	68-79	(11)	22-57/23-49	.386/.469	5-18/14-24	.278/.583	19-26/19-24	.731/.792	32/31 +1	8/15	11/13	8/8	4/7	22/26
VANDERBILT	26/28	45/32	71-60	+11	21-54/19-54	.389/.352	4-14/8-29	.286/.276	25-39/14-20	.641/.700	41/34 +7	8/10	12/19	4/4	7/7	17/31
Alabama	33/40	29/36	62-76	(14)	19-53/30-51	.358/.588	5-15/7-17	.333/.412	19-25/9-14	.760/.643	28/35 (7)	8/18	13/16	2/7	3/8	16/19
Georgia	37/29	27/28	64-57	+7	16-59/18-51	.271/.353	6-24/3-12	.250/.250	26-35/18-28	.743/.643	46/42 +4	9/8	7/14	3/9	3/4	24/23

Note: Game totals are displayed in the format TEAM/OPPONENT for each category



2017-18 South Carolina Basketball
 South Carolina Category Leaders (as of Jan 15, 2018)
 All games

Points	G	Pts	Pts/G
SILVA, Chris	17	242	14.2
BOOKER, Frank	17	186	10.9
KOTSAR, Maik	17	142	8.4
MINAYA, Justin	17	139	8.2
GRAVETT, Hassani	14	118	8.4
MYERS, Wesley	17	116	6.8
HAASE, Felipe	17	106	6.2
BEATTY, David	16	78	4.9
HOLDEN, Kory	11	36	3.3
HINSON, Evan	7	24	3.4
CUDD, Jason	11	14	1.3
FAMOUKE DOUMBIA, I.	9	4	0.4

FG Percentage	FG	Att	Pct
SILVA, Chris	64	131	.489
KOTSAR, Maik	62	137	.453
BOOKER, Frank	58	133	.436
HINSON, Evan	7	17	.412
MYERS, Wesley	38	94	.404
CUDD, Jason	4	10	.400
HAASE, Felipe	39	98	.398
GRAVETT, Hassani	38	98	.388
MINAYA, Justin	48	124	.387
HOLDEN, Kory	14	37	.378
BEATTY, David	28	89	.315
FAMOUKE DOUMBIA, I.	2	10	.200

3-Point Percentage	3FG	Att	Pct
BOOKER, Frank	39	94	.415
SILVA, Chris	4	10	.400
HINSON, Evan	2	5	.400
MINAYA, Justin	20	54	.370
MYERS, Wesley	9	27	.333
GRAVETT, Hassani	13	45	.289
HAASE, Felipe	15	52	.288
BEATTY, David	9	37	.243
KOTSAR, Maik	3	16	.188
HOLDEN, Kory	2	11	.182
SCHMITT, Christian	0	2	.000
FAMOUKE DOUMBIA, I.	0	2	.000

Free Throw Percent	FG	Att	Pct
SILVA, Chris	110	144	.764
CUDD, Jason	6	8	.750
HINSON, Evan	8	11	.727
GRAVETT, Hassani	29	42	.690
HAASE, Felipe	13	19	.684
BEATTY, David	13	19	.684
BOOKER, Frank	31	46	.674
MINAYA, Justin	23	36	.639
MYERS, Wesley	31	50	.620
HOLDEN, Kory	6	11	.545
KOTSAR, Maik	15	35	.429

Scoring Average	G	Pts	Avg/G
SILVA, Chris	17	242	14.2
BOOKER, Frank	17	186	10.9
GRAVETT, Hassani	14	118	8.4
KOTSAR, Maik	17	142	8.4
MINAYA, Justin	17	139	8.2
MYERS, Wesley	17	116	6.8
HAASE, Felipe	17	106	6.2
BEATTY, David	16	78	4.9
HINSON, Evan	7	24	3.4
HOLDEN, Kory	11	36	3.3
CUDD, Jason	11	14	1.3
FAMOUKE DOUMBIA, I.	9	4	0.4

Field Goal Attempts	G	Att	Att/G
KOTSAR, Maik	17	137	8.1
BOOKER, Frank	17	133	7.8
SILVA, Chris	17	131	7.7
MINAYA, Justin	17	124	7.3
HAASE, Felipe	17	98	5.8
GRAVETT, Hassani	14	98	7.0

Field Goals Made	G	Made	Made/G
SILVA, Chris	17	64	3.8
KOTSAR, Maik	17	62	3.6
BOOKER, Frank	17	58	3.4
MINAYA, Justin	17	48	2.8
HAASE, Felipe	17	39	2.3

3-Point FG Attempts	G	Att	Att/G
BOOKER, Frank	17	94	5.5
MINAYA, Justin	17	54	3.2
HAASE, Felipe	17	52	3.1
GRAVETT, Hassani	14	45	3.2
BEATTY, David	16	37	2.3

3-Point FG Made	G	Made	Made/G
BOOKER, Frank	17	39	2.3
MINAYA, Justin	17	20	1.2
HAASE, Felipe	17	15	0.9
GRAVETT, Hassani	14	13	0.9
BEATTY, David	16	9	0.6
MYERS, Wesley	17	9	0.5

Free Throw Attempts	G	Att	Att/G
SILVA, Chris	17	144	8.5
MYERS, Wesley	17	50	2.9
BOOKER, Frank	17	46	2.7
GRAVETT, Hassani	14	42	3.0
MINAYA, Justin	17	36	2.1

Free Throws Made	G	Made	Made/G
SILVA, Chris	17	110	6.5
BOOKER, Frank	17	31	1.8
MYERS, Wesley	17	31	1.8
GRAVETT, Hassani	14	29	2.1
MINAYA, Justin	17	23	1.4



2017-18 South Carolina Basketball
 South Carolina Category Leaders (as of Jan 15, 2018)
 All games

Rebounds	G	Reb	Reb/G
SILVA, Chris	17	135	7.9
HAASE, Felipe	17	85	5.0
KOTSAR, Maik	17	79	4.6
MINAYA, Justin	17	76	4.5
BOOKER, Frank	17	55	3.2

Rebound Average	G	Reb	Avg/G
SILVA, Chris	17	135	7.9
HAASE, Felipe	17	85	5.0
KOTSAR, Maik	17	79	4.6
MINAYA, Justin	17	76	4.5
GRAVETT, Hassani	14	51	3.6

Offensive Rebounds	G	No.	Avg/G
SILVA, Chris	17	48	2.8
KOTSAR, Maik	17	30	1.8
MINAYA, Justin	17	29	1.7
HAASE, Felipe	17	17	1.0
MYERS, Wesley	17	10	0.6

Defensive Rebounds	G	No.	Avg/G
SILVA, Chris	17	87	5.1
HAASE, Felipe	17	68	4.0
KOTSAR, Maik	17	49	2.9
MINAYA, Justin	17	47	2.8
BOOKER, Frank	17	47	2.8

Fouls	G	No.	Per/G
SILVA, Chris	17	57	3.4
KOTSAR, Maik	17	49	2.9
MINAYA, Justin	17	35	2.1
MYERS, Wesley	17	33	1.9
BOOKER, Frank	17	28	1.6
BEATTY, David	16	28	1.8

Foulsouts	G	No.
KOTSAR, Maik	17	2
SILVA, Chris	17	2
MYERS, Wesley	17	1
BEATTY, David	16	1

Assists	G	No.	Ast/G
GRAVETT, Hassani	14	50	3.6
MYERS, Wesley	17	28	1.6
KOTSAR, Maik	17	25	1.5
MINAYA, Justin	17	24	1.4
SILVA, Chris	17	19	1.1
BOOKER, Frank	17	19	1.1

Steals	G	No.	Stl/G
BOOKER, Frank	17	19	1.1
KOTSAR, Maik	17	18	1.1
SILVA, Chris	17	11	0.6
MINAYA, Justin	17	11	0.6
BEATTY, David	16	9	0.6

Blocked Shots	G	No.	Blk/G
SILVA, Chris	17	22	1.3
KOTSAR, Maik	17	13	0.8
MINAYA, Justin	17	6	0.4
HAASE, Felipe	17	4	0.2
BOOKER, Frank	17	3	0.2
MYERS, Wesley	17	3	0.2
GRAVETT, Hassani	14	3	0.2

Minutes	G	No.	Min/G
KOTSAR, Maik	17	466	27.4
MINAYA, Justin	17	447	26.3
BOOKER, Frank	17	444	26.1
SILVA, Chris	17	409	24.1
HAASE, Felipe	17	353	20.8

Turnovers	G	No.	TO/G
SILVA, Chris	17	42	2.5
KOTSAR, Maik	17	30	1.8
MYERS, Wesley	17	26	1.5
GRAVETT, Hassani	14	24	1.7
MINAYA, Justin	17	24	1.4



2017-18 South Carolina Basketball
South Carolina Team High/Low Analysis (as of Jan 15, 2018)
All games

South Carolina - TEAM GAME HIGHS

POINTS	80	COASTAL CAROLINA (12/9/17)
	80	WYOMING (12/6/17)
	80	vs UTEP (11/17/17)
	79	vs Western Michigan (11/19/17)
	78	at FIU (11/27/17)
	78	WESTERN MICHIGAN (11/13/17)
FIELD GOALS MADE	32	at FIU (11/27/17)
	28	WYOMING (12/6/17)
	28	UMASS (12/2/17)
FIELD GOAL ATTEMPTS	68	LIMESTONE (12/27/17)
	62	WYOMING (12/6/17)
FIELD GOAL PERCENTAGE	.525 (32-61)	at FIU (11/27/17)
	.509 (28-55)	UMASS (12/2/17)
3 PT FIELD GOALS MADE	11	at Wofford (11/10/17)
	9	vs Illinois State (11/16/17)
	9	WESTERN MICHIGAN (11/13/17)
3 PT FG ATTEMPTS	32	vs Illinois State (11/16/17)
	24	at Georgia (01/13/18)
	24	vs Western Michigan (11/19/17)
	24	vs UTEP (11/17/17)
3 PT FG PERCENTAGE	.478 (11-23)	at Wofford (11/10/17)
	.400 (8-20)	at Ole Miss (12/31/17)
	.400 (8-20)	COASTAL CAROLINA (12/9/17)
FREE THROWS MADE	26	at Georgia (01/13/18)
	25	VANDERBILT (1/6/18)
FREE THROW ATTEMPTS	39	VANDERBILT (1/6/18)
	35	at Georgia (01/13/18)
FREE THROW PERCENTAGE	.833 (10-12)	vs TEMPLE (11/30/17)
	.800 (8-10)	at Clemson (12/19/17)
REBOUNDS	52	LIMESTONE (12/27/17)
	46	at Georgia (01/13/18)
	46	WESTERN MICHIGAN (11/13/17)
ASSISTS	22	at FIU (11/27/17)
	19	vs UTEP (11/17/17)
STEALS	11	UMASS (12/2/17)
	8	at FIU (11/27/17)
	8	vs Western Michigan (11/19/17)
	8	vs UTEP (11/17/17)
BLOCKED SHOTS	8	MISSOURI (1/3/18)
	4	VANDERBILT (1/6/18)
	4	at Ole Miss (12/31/17)
	4	LIMESTONE (12/27/17)
	4	at Clemson (12/19/17)
	4	COASTAL CAROLINA (12/9/17)
	4	WYOMING (12/6/17)
	4	vs TEMPLE (11/30/17)
	4	vs Illinois State (11/16/17)
TURNOVERS	19	at FIU (11/27/17)
	17	WYOMING (12/6/17)
	17	vs TEMPLE (11/30/17)
	17	vs UTEP (11/17/17)
FOULS	32	vs Illinois State (11/16/17)
	24	at Georgia (01/13/18)



2017-18 South Carolina Basketball
South Carolina High/Low Analysis (as of Jan 15, 2018)
All games

Opponent - GAME HIGHS

POINTS	79	MISSOURI (1/3/18)
	78	COASTAL CAROLINA (12/9/17)
	76	at Alabama (1/9/18)
	76	vs TEMPLE (11/30/17)
	74	at Ole Miss (12/31/17)
FIELD GOALS MADE	30	at Alabama (1/9/18)
	29	COASTAL CAROLINA (12/9/17)
	29	vs TEMPLE (11/30/17)
FIELD GOAL ATTEMPTS	63	COASTAL CAROLINA (12/9/17)
	60	vs TEMPLE (11/30/17)
FIELD GOAL PERCENTAGE	.588 (30-51)	at Alabama (1/9/18)
	.483 (29-60)	vs TEMPLE (11/30/17)
3 PT FIELD GOALS MADE	14	MISSOURI (1/3/18)
	12	UMASS (12/2/17)
3 PT FG ATTEMPTS	29	VANDERBILT (1/6/18)
	26	UMASS (12/2/17)
3 PT FG PERCENTAGE	.583 (14-24)	MISSOURI (1/3/18)
	.462 (12-26)	UMASS (12/2/17)
FREE THROWS MADE	28	vs Illinois State (11/16/17)
	26	at Ole Miss (12/31/17)
FREE THROW ATTEMPTS	39	vs Illinois State (11/16/17)
	33	at Ole Miss (12/31/17)
FREE THROW PERCENTAGE	.800 (4-5)	UMASS (12/2/17)
	.792 (19-24)	MISSOURI (1/3/18)
REBOUNDS	42	at Georgia (01/13/18)
	42	vs Illinois State (11/16/17)
ASSISTS	18	at Alabama (1/9/18)
	17	COASTAL CAROLINA (12/9/17)
STEALS	12	vs TEMPLE (11/30/17)
	10	at FIU (11/27/17)
	10	WESTERN MICHIGAN (11/13/17)
BLOCKED SHOTS	9	at Georgia (01/13/18)
	8	MISSOURI (1/3/18)
	8	at Clemson (12/19/17)
	8	vs TEMPLE (11/30/17)
TURNOVERS	23	vs UTEP (11/17/17)
	22	vs Western Michigan (11/19/17)
FOULS	31	VANDERBILT (1/6/18)
	28	UMASS (12/2/17)



2017-18 South Carolina Basketball
South Carolina High/Low Analysis (as of Jan 15, 2018)
All games

South Carolina - GAME LOWS

POINTS	48	at Clemson (12/19/17)
	60	vs TEMPLE (11/30/17)
	62	at Alabama (1/9/18)
	64	at Georgia (01/13/18)
	65	vs Illinois State (11/16/17)
FIELD GOALS MADE	16	at Georgia (01/13/18)
	18	vs Illinois State (11/16/17)
FIELD GOAL ATTEMPTS	53	at Alabama (1/9/18)
	54	at Wofford (11/10/17)
	54	at Clemson (12/19/17)
	54	VANDERBILT (1/6/18)
FIELD GOAL PERCENTAGE	.271 (16-59)	at Georgia (01/13/18)
	.295 (18-61)	vs Illinois State (11/16/17)
3 PT FIELD GOALS MADE	2	at Clemson (12/19/17)
	3	UMASS (12/2/17)
3 PT FG ATTEMPTS	14	VANDERBILT (1/6/18)
	15	UMASS (12/2/17)
	15	at Alabama (1/9/18)
3 PT FG PERCENTAGE	.125 (2-16)	at Clemson (12/19/17)
	.200 (3-15)	UMASS (12/2/17)
FREE THROWS MADE	6	at FIU (11/27/17)
	8	at Clemson (12/19/17)
FREE THROW ATTEMPTS	10	at Clemson (12/19/17)
	12	at FIU (11/27/17)
	12	vs TEMPLE (11/30/17)
FREE THROW PERCENTAGE	.500 (6-12)	at FIU (11/27/17)
	.552 (16-29)	WYOMING (12/6/17)
REBOUNDS	28	at Alabama (1/9/18)
	31	COASTAL CAROLINA (12/9/17)
	31	at Clemson (12/19/17)
ASSISTS	3	at Clemson (12/19/17)
	8	MISSOURI (1/3/18)
	8	VANDERBILT (1/6/18)
	8	at Alabama (1/9/18)
STEALS	2	at Ole Miss (12/31/17)
	3	vs Illinois State (11/16/17)
	3	at Clemson (12/19/17)
	3	LIMESTONE (12/27/17)
	3	at Alabama (1/9/18)
	3	at Georgia (01/13/18)
BLOCKED SHOTS	1	UMASS (12/2/17)
	2	vs UTEP (11/17/17)
	2	at Alabama (1/9/18)
TURNOVERS	7	at Georgia (01/13/18)
	11	MISSOURI (1/3/18)
FOULS	12	UMASS (12/2/17)
	13	COASTAL CAROLINA (12/9/17)



2017-18 South Carolina Basketball
South Carolina High/Low Analysis (as of Jan 15, 2018)
All games

Opponent - GAME LOWS

POINTS	45	LIMESTONE (12/27/17)
	52	at Wofford (11/10/17)
	56	vs UTEP (11/17/17)
	57	at Georgia (01/13/18)
	60	WESTERN MICHIGAN (11/13/17)
	60	VANDERBILT (1/6/18)
FIELD GOALS MADE	13	LIMESTONE (12/27/17)
	17	at Wofford (11/10/17)
FIELD GOAL ATTEMPTS	44	vs Western Michigan (11/19/17)
	45	vs UTEP (11/17/17)
FIELD GOAL PERCENTAGE	.250 (13-52)	LIMESTONE (12/27/17)
	.339 (19-56)	WYOMING (12/6/17)
3 PT FIELD GOALS MADE	3	at Georgia (01/13/18)
	4	at FIU (11/27/17)
	4	vs TEMPLE (11/30/17)
3 PT FG ATTEMPTS	12	at Georgia (01/13/18)
	13	vs UTEP (11/17/17)
3 PT FG PERCENTAGE	.235 (4-17)	at FIU (11/27/17)
	.235 (4-17)	vs TEMPLE (11/30/17)
FREE THROWS MADE	4	UMASS (12/2/17)
	9	at Alabama (1/9/18)
FREE THROW ATTEMPTS	5	UMASS (12/2/17)
	13	COASTAL CAROLINA (12/9/17)
FREE THROW PERCENTAGE	.448 (13-29)	LIMESTONE (12/27/17)
	.520 (13-25)	WESTERN MICHIGAN (11/13/17)
REBOUNDS	25	at FIU (11/27/17)
	26	UMASS (12/2/17)
ASSISTS	4	LIMESTONE (12/27/17)
	7	at Wofford (11/10/17)
STEALS	3	at Wofford (11/10/17)
	3	UMASS (12/2/17)
BLOCKED SHOTS	0	at Wofford (11/10/17)
	0	UMASS (12/2/17)
TURNOVERS	8	at Ole Miss (12/31/17)
	11	WESTERN MICHIGAN (11/13/17)
FOULS	9	at Clemson (12/19/17)
	13	vs TEMPLE (11/30/17)



2017-18 South Carolina Basketball
 South Carolina Player High/Low Analysis (as of Jan 15, 2018)
 All games

South Carolina - I N D I V I D U A L G A M E H I G H S

Points	27		SILVA, Chris vs Vanderbilt (1/6/18)
	26		SILVA, Chris at FIU (11/27/17)
	21		SILVA, Chris at Ole Miss (12/31/17)
	21		BOOKER, Frank at Ole Miss (12/31/17)
	19		BOOKER, Frank vs Coastal Carolina (12/9/17)
	19		SILVA, Chris vs Wyoming (12/6/17)
Field Goals Made	10		SILVA, Chris at FIU (11/27/17)
	9		SILVA, Chris vs Vanderbilt (1/6/18)
Field Goal Att.	15		SILVA, Chris vs Vanderbilt (1/6/18)
	13		BOOKER, Frank at Ole Miss (12/31/17)
	13		KOTSAR, Maik at FIU (11/27/17)
	13		SILVA, Chris at FIU (11/27/17)
	13		GRAVETT, Hassani vs Illinois State (11/16/17)
FG Pct (min 5 made)	.857	(6-7)	SILVA, Chris vs UMass (12/2/17)
	.769	(10-13)	SILVA, Chris at FIU (11/27/17)
3-Point FG Made	6		BOOKER, Frank at Ole Miss (12/31/17)
	5		BOOKER, Frank vs Limestone (12/27/17)
3-Point FG Att.	10		BOOKER, Frank at Ole Miss (12/31/17)
	10		GRAVETT, Hassani vs Illinois State (11/16/17)
	10		BOOKER, Frank vs Illinois State (11/16/17)
3-Pt FG Pct (min 2 made)	1.000	(3-3)	GRAVETT, Hassani vs Western Michigan (11/13/17)
	1.000	(2-2)	HAASE, Felipe vs Missouri (1/3/18)
	1.000	(2-2)	KOTSAR, Maik vs TEMPLE (11/30/17)
Free Throws Made	11		SILVA, Chris at Ole Miss (12/31/17)
	10		SILVA, Chris vs Coastal Carolina (12/9/17)
	10		SILVA, Chris vs Illinois State (11/16/17)
Free Throw Att.	14		SILVA, Chris at Ole Miss (12/31/17)
	14		SILVA, Chris vs Wyoming (12/6/17)
	14		SILVA, Chris vs Illinois State (11/16/17)
FT Pct (min 3 made)	1.000	(4-4)	SILVA, Chris vs Limestone (12/27/17)
	1.000	(4-4)	SILVA, Chris at Clemson (12/19/17)
	1.000	(4-4)	MINAYA, Justin vs TEMPLE (11/30/17)
	1.000	(4-4)	GRAVETT, Hassani vs Western Michigan (11/13/17)
	1.000	(3-3)	BOOKER, Frank at Alabama (1/9/18)
	1.000	(3-3)	KOTSAR, Maik vs Missouri (1/3/18)
Rebounds	13		SILVA, Chris at Ole Miss (12/31/17)
	10		SILVA, Chris vs Wyoming (12/6/17)
	10		HAASE, Felipe vs UMass (12/2/17)
	10		SILVA, Chris at FIU (11/27/17)
	10		GRAVETT, Hassani at FIU (11/27/17)
	10		SILVA, Chris vs Western Michigan (11/13/17)
	10		SILVA, Chris at Wofford (11/10/17)
Assists	9		GRAVETT, Hassani vs UTEP (11/17/17)
	7		GRAVETT, Hassani at FIU (11/27/17)
Steals	3		BOOKER, Frank vs Vanderbilt (1/6/18)
	3		BOOKER, Frank vs Wyoming (12/6/17)
	3		KOTSAR, Maik vs UMass (12/2/17)
	3		GRAVETT, Hassani vs UMass (12/2/17)
	3		KOTSAR, Maik at FIU (11/27/17)
	3		BOOKER, Frank at FIU (11/27/17)
Blocked Shots	3		KOTSAR, Maik vs Missouri (1/3/18)
	3		SILVA, Chris vs Coastal Carolina (12/9/17)
	3		SILVA, Chris vs Illinois State (11/16/17)

Turnovers	6	BEATTY, David vs Vanderbilt (1/6/18)
	6	SILVA, Chris vs TEMPLE (11/30/17)
Fouls	5	KOTSAR, Maik at Georgia (01/13/18)
	5	SILVA, Chris at Alabama (1/9/18)
	5	MYERS, Wesley vs Missouri (1/3/18)
	5	KOTSAR, Maik vs Illinois State (11/16/17)
	5	BEATTY, David vs Illinois State (11/16/17)
	5	SILVA, Chris vs Illinois State (11/16/17)
Minutes	36	MINAYA, Justin at FIU (11/27/17)
	35	SILVA, Chris at Georgia (01/13/18)
	35	SILVA, Chris vs Coastal Carolina (12/9/17)
	34	BOOKER, Frank at Ole Miss (12/31/17)
	34	BOOKER, Frank vs Coastal Carolina (12/9/17)
	34	BOOKER, Frank at FIU (11/27/17)



2017-18 South Carolina Basketball
 South Carolina Opponent High/Low Analysis (as of Jan 15, 2018)
 All games

OPPONENT INDIVIDUAL GAME HIGHS

Points	25		MATEN, Yante at Georgia (01/13/18)
	25		REED, Marcquise at Clemson (12/19/17)
	25		PIPKINS, Luwane vs UMass (12/2/17)
	24		ROSE,QUINTON vs TEMPLE (11/30/17)
	23		ROBERTSON, Kassius vs Missouri (1/3/18)
	23		WILDER, Thomas vs Western Michigan (11/13/17)
Field Goals Made	10		PIPKINS, Luwane vs UMass (12/2/17)
	10		ROSE,QUINTON vs TEMPLE (11/30/17)
Field Goal Att.	20		PIPKINS, Luwane vs UMass (12/2/17)
	18		LOCKETT, Eric at FIU (11/27/17)
FG Pct (min 5 made)	1.000	(5-5)	Giddens, Daniel at Alabama (1/9/18)
	.857	(6-7)	Hall, Donta at Alabama (1/9/18)
3-Point FG Made	5		PORTER, Jontay vs Missouri (1/3/18)
	5		REED, Marcquise at Clemson (12/19/17)
3-Point FG Att.	14		Kenny Hairston vs Limestone (12/27/17)
	11		PIPKINS, Luwane vs UMass (12/2/17)
3-Pt FG Pct (min 2 made)	1.000	(2-2)	Matthew Pegram at Wofford (11/10/17)
	.800	(4-5)	Sanders, Ajay vs Coastal Carolina (12/9/17)
Free Throws Made	14		Yarbrough, Milik vs Illinois State (11/16/17)
	11		JAMES, Justin vs Wyoming (12/6/17)
Free Throw Att.	17		Yarbrough, Milik vs Illinois State (11/16/17)
	14		Burnett,Deandre at Ole Miss (12/31/17)
	14		JAMES, Justin vs Wyoming (12/6/17)
FT Pct (min 3 made)	1.000	(4-4)	PARKER, Juwan at Georgia (01/13/18)
	1.000	(4-4)	PORTER, Jontay vs Missouri (1/3/18)
	1.000	(4-4)	Crawford,Markel at Ole Miss (12/31/17)
	1.000	(4-4)	Matthew Pegram at Wofford (11/10/17)
	1.000	(3-3)	BARNETT, Jordan vs Missouri (1/3/18)
	1.000	(3-3)	ENECHIONYIA,OBI vs TEMPLE (11/30/17)
Rebounds	12		Donovan Harris vs Limestone (12/27/17)
	12		JAMES, Justin vs Wyoming (12/6/17)
Assists	8		ANDERSON, C.J. vs UMass (12/2/17)
	6		GEIST, Jordan vs Missouri (1/3/18)
	6		Burnett,Deandre at Ole Miss (12/31/17)
	6		Yarbrough, Milik vs Illinois State (11/16/17)
Steals	6		WILDER, Thomas vs Western Michigan (11/13/17)
	4		Jones, Herbert at Alabama (1/9/18)
Blocked Shots	6		ENECHIONYIA,OBI vs TEMPLE (11/30/17)
	5		THOMAS, Elijah at Clemson (12/19/17)
Turnovers	10		WILDER, Thomas vs Western Michigan (11/19/17)
	6		Yarbrough, Milik vs Illinois State (11/16/17)
Fouls	5		HARRIS, Jordan at Georgia (01/13/18)
	5		LEE, Saben vs Vanderbilt (1/6/18)
	5		BAPTISTE, Djery vs Vanderbilt (1/6/18)
	5		LACHANCE, Riley vs Vanderbilt (1/6/18)
	5		TILMON, Jeremiah vs Missouri (1/3/18)
	5		PORTER, Jontay vs Missouri (1/3/18)
	5		Davis, Terence at Ole Miss (12/31/17)
	5		Coleman, Josh vs Coastal Carolina (12/9/17)
	5		HOLLOWAY, Rashaan vs UMass (12/2/17)
	5		MILLER, Rayshawn vs UMass (12/2/17)
	5		SMITH, Tirus vs UTEP (11/17/17)
	5		Bruninga, Taylor vs Illinois State (11/16/17)

5	IKONGSHUL, Adida vs Western Michigan (11/13/17)
5	DAVIS, Josh vs Western Michigan (11/13/17)
5	JOHNSON, Brandon vs Western Michigan (11/13/17)