

SOUTH CAROLINA

2016-17 Women's Basketball



Assoc. Media Relations Director: Diana Koval | Office: 803.777.7977 | Cell: 314.369.6050 | Email: dkoval@mailbox.sc.edu | Twitter: @DianaKovalSID
 Website: www.GamecocksOnline.com | Twitter: @GamecockWBB | Instagram: @GamecockWBB | Facebook: @GamecockWBB | Snapchat: @GamecockWBB

Game 26

Feb. 19, 2017 • 2 p.m. (CT) • Columbia, Mo. • Mizzou Arena (15,061)

South Carolina Gamecocks
 22-3, 12-1 SEC



AT



Missouri Tigers
 18-9, 8-5 SEC

Ranking: 6/5 (AP/Coaches)
Head Coach: Dawn Staley
Record at South Carolina: 210-79 (9th)
Career Record: 382-159 (17th)
Top Scorer: A'ja Wilson (16.7)
Top Rebounder: Alaina Coates (11.5)

Ranking: -/
Head Coach: Robin Pingeton
Record at MU: 119-98 (7th)
Career Record: 454-255 (22nd)
Top Scorer: Sophie Cunningham (16.8)
Top Rebounder: Cierra Porter (8.3)

Schedule/Results

Nov. 14	at #7/6 Ohio St. (BTN+)	W, 92-80
	<i>Basketball Hall of Fame Women's Challenge</i>	
Nov. 20	Hampton (SECN+)	W, 92-38
Nov. 21	Maine (SECN+)	W, 79-42
Nov. 22	Saint Peter's (SECN+)	W, 93-38
Nov. 27	vs. #4/4 Louisville (ESPN2)	W, 83-59
	<i>SEC/Big 12 Challenge</i>	
Dec. 1	at #14/15 Texas (ESPN2)	W, 76-67
Dec. 4	at Duke	L, 63-74
Dec. 11	Minnesota (SECN)	W, 98-58
Dec. 15	Clemson (SECN)	W, 83-61
Dec. 18	#9/9 UCLA (ESPN2)	W, 66-57
Dec. 21	at Savannah State	W, 70-30
Jan. 1	Alabama* (ESPN2)	W, 93-45
Jan. 5	at Auburn* (SECN+)	W, 73-47
Jan. 8	at Florida* (ESPNU)	W, 81-62
Jan. 12	Georgia* (SECN)	W, 66-63
Jan. 15	at LSU* (SECN+)	W, 84-61
Jan. 19	Ole Miss* (SECN)	W, 65-46
Jan. 23	#4/4 Mississippi St.* (ESPN2)	W, 64-61
Jan. 26	at Georgia* (SECN)	W, 62-44
Jan. 30	Tennessee* (ESPN2)	L, 74-76
Feb. 2	at #25/- Kentucky* (SECN)	W, 75-63
Feb. 5	at Arkansas* (ESPN2)	W, 79-4
Feb. 9	Auburn* (SECN+)	W, 60-41
Feb. 13	at #1/1 UConn (ESPN2)	L, 55-66
Feb. 16	Vanderbilt* (SECN)	W, 82-51
Feb. 19	at Missouri* (ESPN2)	3 p.m.
Feb. 23	at Texas A&M* (SECN)	9 p.m.
Feb. 26	Kentucky* (ESPNU)	2 p.m.
Mar. 1-5	SEC Tournament (Greenville, S.C.)	TBA

All Times Listed as Eastern and are subject to change
 * indicates SEC Game

Season Theme - 100

South Carolina head coach Dawn Staley selects a theme for the team and its fans to rally around each season. The "100" this season plays off the meaning of being 100 in terms of commitment to the team and realizing its goals, but each numeral in 100 also represents an evolving principle of the team and season. The "1" reflects one goal, one dream, one team, one family and one focus. The first "0" stands for no boundaries and no complaints. The second "0" represents zero excuses, zero selfishness and zero tolerance.

Game Information

Tickets: \$8 adult, \$5 senior/youth (17 and under)
Live Stats: GamecockStats.com

Watch On: ESPN2 (Bob Picozzi, play-by-play; Brooke Weisbrod, analyst)
Radio: 1320 AM/107.5 in progress (Brad Muller)

Series History

South Carolina Record	4-1
In Columbia, Mo.	1-1
In Columbia, S.C.	2-0
At Neutral Site	1-0
Staley Era	3-1
First Meeting	SC, 72-60, 11/24/01
Current Streak	Won 3












Last Five Meetings:

Date	Result	Location
2/10/16	W, 83-58	Columbia, S.C.
1/15/15	W, 60-49	Columbia, Mo.
2/2/14	W, 78-62	Columbia, S.C.
2/28/13	L, 58-65	Columbia, Mo.
11/24/01	W, 72-60	Durham, N.C.

South Carolina Notables

- South Carolina is 3-1 against Missouri since the Tigers joined the SEC but just 1-1 against them in Mizzou Arena. Both previous games in the SEC's western Columbia have been low-scoring affairs with the Gamecocks averaging 59.5 points compared to their 80.5 average in the two games in the eastern Columbia.
- With more than one-third of Missouri's offense in SEC games coming via the 3-point shot, tonight's game may be decided around the arc. The Gamecocks are third in the league in 3-point field goal percentage defense, holding opponents to 28.1 percent in SEC action, while the Tigers are second in the conference hitting 39.1 percent from long range in league play. South Carolina is coming off a win over Vanderbilt Thursday night, during which the Commodores shot just 22.2 percent from 3-point range after entering the game hitting 39.3 percent in conference games.
- Tonight's game features two of the SEC's top six scorers in league play in Mizzou's Sophie Cunningham (17.5 ppg) and South Carolina's A'ja Wilson (16.9 ppg). Cunningham's additional points come via 6.5 minutes per game more than Wilson averages in league play. Wilson leads the efficiency battle, hitting 61.2 percent from the field compared to Cunningham's 46.3 percent accuracy in SEC games.
- The Gamecock offense is built around its All-America frontcourt of Alaina Coates and A'ja Wilson again this season. The duo averages 29.3 points per game, accounting for 38.2 percent of the South Carolina offense. They are not the only producers in the paint, however, with South Carolina averaging 38.2 points in the paint, including 35.1 per SEC game.
- South Carolina has shown its versatility in how many different ways it has won games this season. The Gamecocks can deliver high-powered offense, going 16-1 in games scoring 70 or more points, including a 7-1 mark in SEC action. They can also slow it down and control tempo for teams that prefer a faster pace, going 6-1 in games scoring in the 60s, including a 5-0 slate in league play. The defense should not be overlooked either with a 14-0 mark when holding opponents under 60 points with half of those games coming in SEC action.
- In her last three SEC games, senior center Alaina Coates led the team in scoring and rebounding, averaging 16.3 points and 11.7 boards while shooting 72.4 percent during the stretch.
- When South Carolina head coach Dawn Staley gave freshman point guard Tyasha Harris the "keys to the car" by putting her in the starting lineup to direct one of the highest scoring offenses in the SEC, she had two goals in mind – get her four 1,000-point scorers off to a faster start and bring scoring punch off the bench. On Harris' watch, the Gamecocks average 20.9 points per first quarter compared to 18.9 first-quarter points when she came off the bench. Ceding the starting point guard spot at the start of SEC action has allowed junior Bianca Cuevas-Moore to go from 6.7 points per game on 33.8 percent shooting to 9.8 points per game on 43.7 percent shooting, including 48.8 percent from 3-point range.

2016-17 South Carolina Media Roster

0		Victoria Patrick 5-8 • Fr. • Guard • Orlando, Fla. PPG 1.4 RPG 0.6 APG 0.2 FG% .286 FT% .333	LAST GAME: 2 rebs vs. Vanderbilt NOTABLE: Solid shooting guard ... averages 6.5 minutes in 18 games played ... No. 25 guard in Class of 2016 ... helped Edgewater HS to state championship in 2014 ... led team with 15.4 ppg as a senior.	Career Highs Pts: 4, 2x, at Sav. St., 12/21/16 Reb: 2, 4x, vs. Vandy, 2/16/17 Ast: 2 at Savannah St., 12/21/16 Stl: 2 vs. Saint Peter's, 11/22/16
1		Bianca Cuevas-Moore 5-6 • Jr. • Guard • Bronx, N.Y. <i>kwub-VAHS</i> PPG 8.4 RPG 2.0 APG 1.9 FG% .394 FT% .732	LAST GM: 7 pts, 3 assts, 1 stl vs. Vandy NOTABLE: Speedy, crafty guard ... offensive spark off bench ... in SEC play, 9.7 ppg, .432 FG%, .459 3FG% ... hit game-tying 3 with 15 secs to play vs. Tennessee.	Career Highs Pts: 25 vs. Georgia, 1/12/17 Reb: 6, 2x, at Georgia, 1/26/17 Ast: 7 at Auburn, 1/5/17 Stl: 5, 2x, vs. SPU, 11/22/16
3		Kaela Davis 6-2 • Jr. • Guard • Suwanee, Ga. <i>KAY-luh</i> PPG 11.8 RPG 3.6 APG 2.2 FG% .344 FT% .773	LAST GM: 15 pts, 5 rebs, 3 assts vs. Vandy NOTABLE: Tall, athletic, versatile ... 28th SEC in ppg, 5th 3s/gm (1.8) ... 16 games of ≥10 pts, 10 games of ≥3 assts, 7 games of ≥5 rebounds ... CoSIDA Academic All-District ... 2x All-ACC at Ga. Tech.	Career Highs Pts: 37 at Ohio State, 11/14/16 Reb: 10 at Ohio State, 11/14/16 Ast: 5, 2x, vs. Auburn, 2/9/17 Stl: 3, 3x, at Kentucky, 2/2/17
4		Doniyah Cliney 6-0 • So. • Guard • Newark, N.J. <i>dawn-YAY CLY-nee</i> PPG 2.4 RPG 3.1 APG 1.2 FG% .365 FT% .543	LAST GAME: 2 pts, 5 rebs, 3 assts vs. Vandy NOTABLE: Athletic guard with good size ... showed great development in non-conference play, especially on defense ... ≥5 rebs in 7 games, ≥20 minutes played in 12 games.	Career Highs Pts: 10 vs. Florida, 2/11/16 Reb: 9 vs. Clemson, 12/15/16 Ast: 6, 2x, at Kentucky, 2/2/17 Stl: 3, 3x, at Arkansas, 2/5/17
10		Alisha Gray 6-0 • Jr. • Guard • Sandersville, Ga. <i>uh-LEE-shub</i> PPG 12.8 RPG 4.4 APG 2.8 FG% .502 FT% .711	LAST GM: 1 pts, 5 assts vs. Vandy NOTABLE: Steady contributor in every area ... scored ≥10 pts 19 times, ≥4 assts 9 times, ≥5 rebs 11 times ... 21st in SEC in scoring ... 2nd half of tight games - 9.3 ppg, 59.6% FG ... Staley Award Midseason Watch List.	Career Highs Pts: 24 at Ohio State, 11/14/16 Reb: 8, 2x, vs. Tenn., 1/30/17 Ast: 7 vs. Minnesota, 12/11/16 Stl: 5 at Savannah St., 12/21/16
12		Araion Bradshaw 5-6 • Fr. • Guard • Boston, Mass. <i>R-ee-on</i> PPG 1.0 RPG 0.7 APG 0.7 FG% .263 FT% .667	LAST GAME: 1 pt, 1 asst, 6 min vs. Vandy NOTABLE: Scrappy guard ... has played in 18 games, including ≥10 mins 5 times ... great spark off bench at Georgia ... rated No. 10 guard in 2016 class ... helped HS to back-to-back appearances in state finals.	Career Highs Pts: 3, 4x, at Georgia, 1/26/17 Reb: 3, 2x, at Arkansas, 2/5/17 Ast: 2, 2x, vs. Alabama, 1/1/17 Stl: 2 vs. Hampton, 11/20/16
15		Tiffany Davis 5-7 • Sr. • Guard • Houston, Texas PPG 0.9 RPG 1.2 APG 0.2 FG% .176 FT% .600	LAST GAME: 2 rebs, 5 mins vs. Vandy NOTABLE: Team captain ... has played just two full seasons due to injuries ... this season, played in 11 of the 15 games she was available ... averaging 7.3 minutes ... key factor on defense against #4/4 Louisville.	Career Highs Pts: 11 vs. Ole Miss, 1/30/14 Reb: 6 at Arkansas, 1/2/14 Ast: 3, 4x, vs. SC St., 12/22/13 Stl: 5 vs. Elon, 11/9/12
21		Mikiah Herbert Harrigan 6-2 • Fr. • For. • Pembroke Pines, Fla. <i>muh-KEE-uh</i> PPG 4.2 RPG 3.5 BPG 1.2 FG% .422 FT% .645	LAST GAME: 12 pts, 2 blks vs. Vandy NOTABLE: Versatile forward with skill on both ends of the court ... ≥10 pts 3 times, ≥5 rebs 8 times, ≥3 blks 3 times... 11th in SEC in blocks per game ... FBCA 8A Player of the Year.	Career Highs Pts: 13 vs. Maine, 11/21/16 Reb: 8 vs. Maine, 11/21/16 Blk: 4 vs. Alabama, 1/1/17 Stl: 2 vs. Saint Peter's, 11/22/16
22		A'ja Wilson 6-5 • Jr. • Forward • Hopkins, S.C. <i>A-zhub</i> PPG 16.7 RPG 7.1 BPG 2.2 FG% .574 FT% .720	LAST GM: 10 pts, 8 rebs, 5 stls vs. Vandy NOTABLE: Team captain ... 3rd in SEC in blks/gm, 4th in FG%, 8th in ppg, 10th in rpg ... 7 20-point games, 6 double-doubles ... team's top scorer team-high 12 times ... rated #1 in nation by espnW.	Career Highs Pts: 31 at Texas, 12/2/16 Reb: 19 at Kentucky, 3/1/15 Blk: 8, 2x, vs. TAMU, 1/17/16 Stl: 5 vs. Vanderbilt, 2/16/17
41		Alaina Coates 6-4 • Sr. • Center • Irmo, S.C. <i>uh-LAY-nuh COATS</i> PPG 13.8 RPG 11.5 BPG 1.5 FG% .670 FT% .655	LAST GM: 15 pts, 7 rebs, 3 blks vs. Vandy NOTABLE: Dominant inside ... great hustle ... good passer ... team captain ... nationally, 2nd in FG %age, 5th in rpg, 8th in dbl-dbls (15) ... leads SEC in rpg overall and in league play (11.8) ... rated #9 in nation by espnW.	Career Highs Pts: 29 vs. Winthrop, 12/13/15 Reb: 19 at Arkansas, 2/5/17 Blk: 10 vs. Winthrop, 12/13/15 Ast: 6 at Texas A&M, 1/31/16
52		Tyasha Harris 5-10 • Fr. • Guard • Noblesville, Ind. <i>ty-A-shub</i> PPG 5.2 RPG 1.7 APG 3.0 FG% .390 FT% .667	LAST GM: 9 pts, 2 rebs, 3 stls vs. Vandy NOTABLE: Poised, quick, decisive PG, good defender ... ≥10 pts 3 times, ≥5 assts 7 times ... 10th in SEC with 3.6 assts per league game, 6th in A:TO (2.2), best among SEC freshmen ... won gold at FIBA U18 Americas.	Career Highs Pts: 10, 2x, at Sav. St., 12/21/16 Reb: 5 at Savannah St., 12/21/16 Ast: 6, 7x, vs. Tennessee, 1/30/17 Stl: 4 vs. Georgia, 1/12/17

Starter **Reserve**

Based on most recent game

Five Second Count

South Carolina is one of three programs in the nation to appear in every AP top 10 since the start of the 2014-15 season. The Gamecocks have played in four of the last five NCAA Sweet 16s, including the 2015 Final Four. In the SEC, South Carolina is the three-time reigning regular-season champion, including last season's 16-0 record, and claimed the last two SEC Tournaments. For her leadership, head coach Dawn Staley is the only coach in SEC history to earn three-straight league Coach of the Year honors from her peers.

Quick Facts

The University

Location: Columbia, S.C.
Founded: 1801
Enrollment: 33,724
Colors: Garnet (PMS 202C) and Black
Nickname: Gamecocks
Conference: Southeastern
President: Dr. Harris Pastides
Athletics Director: Ray Tanner
Facility: Colonial Life Arena (18,000)

Coaching Staff

Head Coach: Dawn Staley
Alma Mater: Virginia, 1992
Overall Record: 382-159 (17th season)
School Record: 210-79 (9th season)
Assoc. Head Coach (Alma Mater):
 Lisa Boyer (Ithaca, 1979)
Assistant Coaches (Alma Mater):
 Nikki McCray-Penson (Tennessee, 1995)
 Fred Chmiel (Excelsior, 2001)

Team Information

2015-16 Record: 33-2
 Home: 16-1 Away: 11-0 Neutral: 6-1
SEC Record (Finish): 16-0 (1st)
 Home: 8-0 Away: 8-0
Letterwinners Returning/Lost: 5/7
Starters Returning/Lost: 2/3

Program History

First Year of Women's Basketball: 1974-75
All-Time Record: 790-508 (43rd season)
All-Time SEC Record: 159-201 (26th season)
NCAA Appearances (Last): 13 (2016)
NCAA Tournament Record: 19-13
2016 NCAA Result: Sweet 16, L 72-80, Syracuse, Sioux Falls, S.C.
WNIT Appearances (Last): 4 (2011)
WNIT Record: 3-4

Media Relations

Women's Basketball Contact: Diana Koval
Office: 803.777.7977
Cell: 314.369.6050
Email: dkoval@mailbox.sc.edu
Press Row Phone: 803.777.6182
Athletics Department on the Web
Website: GamecocksOnline.com
Twitter: @GamecocksOnline
Instagram: @GamecocksOnline
Facebook: Facebook.com/GamecocksOnline
YouTube: YouTube.com/GamecocksOnline
Women's Basketball on Twitter
Team: @GamecockWBB
Head Coach: @DawnStaley
Women's Basketball on Instagram and Snapchat
Team: GamecockWBB

By the Numbers

- Turnover by freshman point guard Tyasha Harris in her last 120 minutes on the court, including 34 turnover-free minutes at #1/1 UConn (Feb. 13)
- Career stats in which Alaina Coates leads all active NCAA Div. I players – rebounds (1,217), double-doubles (57)
- Gamecocks ranks among the SEC's top 30 scorers both overall and in SEC play – Alaina Coates, Kaela Davis, Allisha Gray, A'ja Wilson
- Players on nationally ranked teams who average a double-double this season, including Alaina Coates (13.8 ppg/11.7 rpg)
- Games this season in which A'ja Wilson has shot at least 66.7 percent from the field
- Points per second half by Allisha Gray in games within single digits at halftime (10 games)
- Games in which the Gamecocks have allowed fewer than 50 points, including six SEC contests
- Rebounding average of Alaina Coates over the last five games, during which she also scored 15.8 ppg
- Games this season in which South Carolina's starters have scored more points than its opponent's total
- Percent of her career 130 games played in which Alaina Coates has grabbed double-digit rebounds, including 17 of 25 games this season

Missouri Series Notes

The Gamecocks lead the series 4-1, including a 3-1 record since the Tigers joined the SEC for the 2012-13 season. After suffering a loss in the first league game between the two teams (65-58 at Mizzou on Feb. 28, 2013), the Gamecocks have claimed the last three contests by an average of 17.3 points.

Offense has been tough to come by for the two teams in the two games played at Mizzou Arena with the Gamecocks averaging just 59.5 points in the SEC's western Columbia and the home team netting 57.0 points per game. In the most recent meeting on the Tigers' homecourt, the then-No. 1 ranked Gamecocks needed a late surge to pry open a one-possession game in the final five minutes, hitting 11-of-12 from the free throw line in the last two minutes of the 60-49 victory.

In last season's meeting on Jan. 10, 2016, at Colonial Life Arena, the first in which both teams were nationally ranked, the Gamecocks wasted little time putting a stamp on their SEC season that would end with a

Current Streaks

	Total	Home	Road	Neut.
Overall	W1	W2	L1	W1
SEC	W4	W2	W14	—
Non-Conference	L1	W8	L1	W1
Ranked Teams	L1	W3	L1	W1

perfect 16-0 record, shutting down Missouri's offense in the first quarter and powering home an 83-58 victory. Alaina Coates and A'ja Wilson controlled the paint with each posting a double-double, while the defense held the Tigers to just five points on 2-of-18 shooting in the opening quarter.

South Carolina's results vs. Missouri since the arrival of head coach Dawn Staley:

Date	W/L	Score	Site	Rank (SC/MU)
1/10/16	W	83-58	H	2/20
1/15/15	W	60-49	A	1/-
2/2/14	W	78-62	H	7/-
2/28/13	L	58-65	A	14/-

Senior Moments

The Gamecocks' 2017 Senior Class surpassed last year's group for the most SEC wins in a four-year span, recording their 57th regular-season league win against Vanderbilt (Feb. 16). With an overall four-year record of 118-13, the class of Alaina Coates and Tiffany Davis are just off the record of 121 set by 2016's seniors.

Ranked Readings

Under head coach Dawn Staley, South Carolina is 44-45 against nationally ranked opponents, including a 17-17 mark at Colonial Life Arena. That overall record is skewed by the early seasons of her tenure as the Gamecocks are 29-6 versus ranked foes since the start of the 2014-15 campaign. South Carolina is 13-4 against top-10 opponents during that time.

Staley's Gamecocks are 16-14 against ranked opponents on their home courts after winning seven of the last eight road games against ranked foes and 12 of the last 17 such contests dating back to the start of the 2013-14 season.

This season, the Gamecocks' 6-1 record against ranked foes, includes just two home games and a neutral-site win over then-No. 4/4 Louisville (83-89, Nov. 27).

Tale of the Tape

Missouri				South Carolina			
Overall	SEC Rank	SEC Only	SEC Rank	Overall	SEC Rank	SEC Only	SEC Rank
18-9		8-5		22-3		12-1	
13-1		5-1		12-1		6-1	
4-7		3-4		9-2		6-0	
1-1				1-0			
66.4	10th	66.7	7th	76.3	2nd	73.7	1st
62.3	10th	63.7	5th	55.2	2nd	54.5	2nd
.430	7th	.450	2nd	.463	1st	.468	1st
.375	5th	.392	4th	.345	1st	.350	1st
.346	4th	.391	2nd	.332	7th	.344	4th
6.9	2nd	8.0	1st	5.5	7th	5.5	T-4th
.342	14th	.342	9th	.265	2nd	.281	3rd
.802	1st	.828	1st	.687	9th	.698	7th
14.8		13.3		15.6		14.8	
37.3	10th	34.5	10th	41.4	3rd	38.6	2nd
+5.0	6th	+2.8	5th	+8.5	1st	+6.1	1st
13.6	9th	13.8	7th	15.4	2nd	14.4	3rd
-3.8	13th	-4.9	13th	+2.4	6th	+2.5	4th
6.9	11th	5.8	11th	8.8	6th	8.8	3rd
3.4	8th	2.9	8th	5.9	1st	5.6	1st

Holding Home Court

The Gamecocks are 419-155 all-time on their home court, including a 177-60 mark in Colonial Life Arena. South Carolina is 112-27 at home during the Dawn Staley era and has lost just twice in its last 64 home games, including undefeated home seasons in 2013-14 and 2014-15. The Gamecocks have won 32 of their last 33 SEC regular-season home games dating back to the 2012-13 season.

Road Ready

The Gamecocks are 237-247 all-time in true road games, including a 65-36 mark under head coach Dawn Staley. In SEC action, Staley is 43-25 on the road in her ninth season at South Carolina.

SEC Stories

Head coach Dawn Staley has steadily lifted the Gamecocks' national profile by building the Gamecocks into a consistent SEC contender with three straight regular-season titles, shirking decades of difficulty in the nation's best women's basketball conference.

In her ninth season at the helm, Staley boasts a 95-44 (.683) SEC regular-season record and has finished outside the league's top five just twice – an unprecedented achievement for a program that had finished INSIDE the top five only two times in the previous 17 seasons. Staley's 95 wins include now six seasons of double-digit league victories – 10 in 2012; 11 in 2013; an SEC-best 14 in 2014, 15 in 2015 and 16 in 2016; and currently 12 in 2017 – and account for 59.7 percent of the program's all-time 159 league wins.

Staley's SEC regular-season record includes a 52-19 (.732) mark at home and a 43-25 (.632) slate on the road.

Fourth Follow-Up?

The Gamecocks enter the 2016-17 season as the three-time reigning SEC regular-season champions, becoming just the third program to win three straight titles, joining Tennessee (2000-04 and 1993-95) and Auburn (1987-89).

SEC coaches and the media picked the Gamecocks to claim the conference title again this season. The league has had the same champion four straight seasons just once before when Tennessee claimed its fourth straight in 2003 en route to the league-record seven consecutive titles (1998-2004).

Rankings Review

Ranked fourth in this week's AP Poll, the Gamecocks are in the midst of the nation's third-longest active top-10 ranking streak (66), trailing just UConn (229) and Notre Dame (122) and well ahead of fourth-place Baylor (50). South Carolina has appeared in the top 25 in each of the last 88 AP Polls.

In the Staley era, South Carolina has collected 51 top-five rankings in the AP Poll, including 42 weeks in the top three and 12 weeks at No. 1.

Tough Tasks

Head coach Dawn Staley did not shy away from a challenging schedule this season, despite having to replace five seniors, including three starters, from last season's squad. The Gamecocks' overall schedule is ranked the sixth-toughest in the nation based on opponent winning percentage (.652).

South Carolina's docket features 19 games against teams that played in the 2016 postseason, including 16 against NCAA Tournament squads.

The slate includes eight games against teams ranked in the AP Top 25 this week, including two against this week's top-10 teams. Just two of those eight games are home games for the Gamecocks.

RPI Standing

The Gamecocks are currently third in the RPI behind UConn and Notre Dame, respectively. Their opponents have an average RPI of 78, which ranks sixth in the country and third in the SEC behind Kentucky (2nd) and Tennessee (4th).

With a tough non-conference schedule, South Carolina has already faced eight teams in the RPI top 25 and four others in the top 50. The Gamecocks lead the SEC with five wins against this week's top-25 RPI teams.

In the SEC, four other teams are ranked in the RPI top 25 – Mississippi State (4), Tennessee (14), Texas A&M (15) and Kentucky (16). Missouri (28), LSU (30), and Auburn (35) round out the SEC teams in the top 50.

In the National Rankings

(thru games of 2/16)

Team	SEC	NCAA	Actual
Scoring Offense	2	22	76.3
Scoring Defense	2	16	55.2
Scoring Margin	2	7	+22.1
Field Goal Percentage	1	16	.463
Field Goal %age Def.	1	9	.345
3-Point FG %age	7	101	.332
3-Point FG %age Def.	2	9	.266
3-Point FG Made/Gm.	7	190	5.5
Free Throw Percentage	9	188	.687
Rebounding Offense	3	—	41.4
Rebounding Defense	4	—	32.9
Rebounding Margin	1	14	+8.5
Assists	2	67	15.4
Steals	6	98	8.8
Turnover Margin	6	69	+2.4
Turnovers	—	23	13.2
Assist-to-Turnover Ratio	2	36	1.2
Blocked Shots	1	14	5.9
Home Attendance Avg.	1	1	12,457

Alaina Coates	SEC	NCAA	Actual
Scoring	18	—	13.8
Rebounding	1	5	11.5
FG Percentage	1	2	.670
Blocked Shots	4	110	1.5
Offensive Rebs.	2	—	3.6
Double-Doubles	1	8	15.0

Kaela Davis	SEC	NCAA	Actual
Scoring	28	—	11.8
3-Pt FGM Per Game	5	247	1.8

Allisha Gray	SEC	NCAA	Actual
Scoring	21	—	12.8

M. Herbert Harrigan	SEC	NCAA	Actual
Blocks	11	175	1.2

A'ja Wilson	SEC	NCAA	Actual
Scoring	8	102	16.7
Rebounding	10	231	7.1
FG Percentage	4	19	.574
Blocked Shots	3	36	2.2
Offensive Rebs.	15	—	2.6

A'JA WILSON

Junior • Forward

» Among most decorated Gamecocks in program history – two-time All-America, reigning SEC Player and Defensive Player of the Year, finalist for all 2015-16 national player of the year awards

» Wooden Award Late Season Top 20, Naismith Trophy Top 30 Watch List

» Leads team, 8th in SEC in scoring – 16.7 ppg

» 19th in nation, 4th in SEC in FG percentage – .574 ... Shooting 61.2% in SEC play

» 3rd in SEC, 36th in nation in blocked shots – 2.2

» Led team in scoring 14 times, rebounding six times and assists three times

» Seven 20-point games this season, including career-best 31 points at #14/15 Texas (Dec. 1) ... Now has 19 career 20-point games (7 in 2015-16, 5 in 2014-15)

» First Gamecock to record 200 career blocked shots ... Holds single-season blocked shots record with 103 in 2015-16 ... Set program career blocked shots record in 74th career game, fewer than anyone else on top-10 list ... Now has 218 in just 93 games

Gamecocks in 2016-17 National Polls

Poll	Pre	11/14	11/21	11/28	12/5	12/12	12/19	12/26	1/2	1/9	1/16	1/23	1/30	2/6	2/13	2/20	2/27	3/6	3/12	Final
Associated Press	4	4	3	3	6	6	6	6	5	5	5	5	4	6	6					
Coaches	3	3	3	3	6	6	6	6	5	5	5	4	6	6	5					

League Legends

The Gamecocks are the only team in the nation to boast two former WNBA All-Stars on their coaching staff in head coach Dawn Staley and assistant coach Nikki McCray-Penson. Five other programs tout multiple WNBA alums – Miami, Notre Dame, Penn State, Texas and Vanderbilt – but only Beth Cunningham at Notre Dame and Tina Thompson at Texas earned All-Star status at least once in their time in the league.

South Carolina has the added bonus of its other two coaches – associate head coach Lisa Boyer and assistant coach Fred Chmiel – having WNBA coaching experience.

Alai-ja Awaits

Opponents may be inclined to think of the paint as the Gamecock-owned continent of Alai-ja as senior center Alaina Coates and junior forward A'ja Wilson have firmly planted the flag in the lane on both ends of the court. Both are on the Naismith Top 30 and Wooden Award Late Season Top 20 lists, and, in the preseason, ESPN tapped Wilson as the top player in the nation this season as well, naming Coates the No. 9 player.

This season, the pair combine to average 28.4 points and 18.10 rebounds while shooting a combined 61.6 percent from the field. In seven games against ranked opponents, those averages rise to 31.6 points, accounting

for 43.2 percent of the offense, and 21.3 rebounds. Not just one-dimensional threats, the duo also averages 3.1 assists this season and one or the other has led the team in assists six times this season. Defensively, they combine for 3.5 blocked shots per game.

Earning All-America and First-Team All-SEC status last season, the duo averaged a combined 27.3 points, 18.5 rebounds and 4.2 blocks. In the Gamecocks' 15 games against ranked opponents, the pair was even more dominant with 29.7 points per game, 20.3 rebounds per contest and 4.9 blocks per outing.

2016-17 Double-Doubles

Alaina Coates (15)

11/14	at Ohio State	10 pts/13 rebs
11/20	Hampton	28 pts/16 rebs
11/21	Maine	12 pts/14 rebs
11/27	vs. Louisville	17 pts/14 rebs
12/11	Minnesota	16 pts/11 rebs
12/15	Clemson	19 pts/10 rebs
12/18	UCLA	20 pts/14 rebs
1/1	Alabama	19 pts/11 rebs
1/8	at Florida	14 pts/13 rebs
1/12	Georgia	12 pts/11 rebs
1/15	at LSU	24 pts/11 rebs
1/19	Ole Miss	15 pts/15 rebs
2/2	at Kentucky	20 pts/18 rebs
2/5	at Arkansas	18 pts/19 rebs
2/13	at UConn	10 pts/15 rebs

Kaela Davis (1)

11/14	at Ohio State	37 pts/10 rebs
-------	---------------	----------------

A'ja Wilson (6)

12/1	at Texas	31 pts/12 rebs
12/15	Clemson	20 pts/10 rebs
12/18	UCLA	13 pts/13 rebs
1/5	at Auburn	10 pts/11 rebs
1/8	at Florida	23 pts/13 rebs
1/26	at Georgia	19 pts/11 rebs

ALAINA COATES

Senior • Center

» **Top 10 in the NATION in field goal percentage (2nd, .670), rebounding (5th, 11.5) and double-doubles (8th, 15) – all of which lead the SEC**

» **NCAA Div. I active career leader in rebounds (1,217) and double-doubles (57)**

» **Third Gamecock all-time to reach 1,000-rebound plateau and sits in second in program history in career rebounds (1,217) ... First Gamecock since 1980-81 to amass 50 career double-doubles ... Her 57 are second-most in program history**

» **Holds school career records for defensive rebounds (839), rebounds in SEC play (587) and double-doubles in SEC play (26)**

» *"Coates is better than she was a year ago because her face-up game is more powerful. She's not just a back-to-the-basket, offensive put-back kid. She can drive to the basket; she can knock down 12-footers."* – Jimmy Dykes, Arkansas Head Coach

» *"If I'm a WNBA GM, and I was picking one player in this senior class at the No. 1 pick, I wouldn't think twice – it'd be Alaina Coates. I just think she's that talented."* – Matt Insell, Ole Miss Head Coach



The Staley Era

In her ninth season at the South Carolina helm, head coach Dawn Staley has guided the program to unprecedented success not just in the SEC but on the national stage as well. Staley led the program to its first ever No. 1 ranking in both the AP and USA Today/Coaches Poll. She also delivered the first SEC regular-season and tournament championships. In fact, Staley has accounted for 83 of the program's all-time 147 SEC regular-season victories – 56.5 percent in just eight of the 25 seasons the Gamecocks have been in the league.

The Staley Era (2008-09 through present)

Wins	
30-Win Seasons.....	2
25-Win Seasons.....	5
20-Win Seasons.....	6
Winning Seasons.....	7

National Rankings

Weeks in the AP Top 25.....	93
Weeks in the AP Top 10.....	65
Weeks in the AP Top 3.....	40
Weeks at AP No. 1.....	12

Postseason

NCAA Tournament Appearances.....	5
NCAA Sweet 16s.....	4
NCAA Final Fours.....	1

In the SEC

Regular-Season Championships.....	3
Regular-Season Top 5 Finishes.....	6
Tournament Championships.....	2
Double-Digit Wins.....	6

Pre-Staley in the SEC (1991-92 through 2007-08)

Wins	
30-Win Seasons.....	0
25-Win Seasons.....	1
20-Win Seasons.....	2
Winning Seasons.....	7

National Rankings

Weeks in the AP Top 25.....	32
Weeks in the AP Top 10.....	6
Weeks in the AP Top 3.....	0
Weeks at AP No. 1.....	0

Postseason

NCAA Tournament Appearances.....	2
NCAA Sweet 16s.....	1
NCAA Final Fours.....	0

In the SEC

Regular-Season Championships.....	0
Regular-Season Top 5 Finishes.....	2
Tournament Championships.....	0
Double-Digit Wins.....	1

Pre-Staley All-Time (1974-75 through 2007-08)

Wins	
30-Win Seasons.....	1
25-Win Seasons.....	3
20-Win Seasons.....	9
Winning Seasons.....	21

National Rankings

Weeks in the AP Top 25.....	130
Weeks in the AP Top 10.....	31
Weeks in the AP Top 3.....	6
Weeks at AP No. 1.....	0

Postseason

NCAA Tournament Appearances.....	8
NCAA Sweet 16s.....	3
NCAA Final Fours.....	0

In Conference (SEC and Metro 1983-84 thru 1990-91)

Regular-Season Championships.....	5
Regular-Season Top 5 Finishes.....	10
Tournament Championships.....	3
Double-Digit Wins.....	5

Second Effort

South Carolina has found itself in a single-digit game at halftime 10 times this season. The Gamecocks were in the lead in five of those games, tied once and trailed four times – one of which they came back to win (Mississippi State, Jan. 23). While the defensive effort has remained relatively steady in both halves of those games (31.1 ppg vs. 33.6), the Gamecock offense was dramatically more efficient (31.5 vs. 38.6), especially in the seven wins, although scoring in the paint was nearly identical.

In those seven games, which the Gamecocks ended

up winning by 11.1 points per game:

Half	PPG	FG%	3FG%	FT/Gm	Paint
1st	31.6	.316	.186	9.0	116
2nd	41.1	.454	.400	13.1	118

The Gamecock making the biggest leap when it comes down to winning is junior guard Allisha Gray. In the seven wins, the quiet scorer who is always ready to do whatever the team needs, lifted her scoring average from 4.4 points per first half to 11.1 per second half and her field goal percentage from .367 (11-of-30) to .636 (28-of-44), which includes a 3-point range jump from 20.0 percent (1-of-5) to 41.7 percent (5-of-12).

ALLISHA GRAY

Junior • Guard



» Dawn Staley Award Midseason and Naismith Trophy Top 50 Preseason Watch Lists

» 21st in SEC in scoring – 12.8 ppg – on 50.2 percent shooting ... second on team with 19 double-figure scoring games, including 10 of the last 12

» In SEC play – 12.8 ppg (20th), hitting 37.0% from 3-point range

» Averages 4.4 rebounds (11 games of five or more), 2.8 assists (9 games of 4 or more)

» Kicked off Gamecock career with 24 points at #7/6 Ohio State (Nov. 14) that included 10-of-18 FGs and some of most momentum-killing baskets

» Played in power forward spot with A'ja Wilson on the bench against Georgia (Jan. 12) and LSU (Jan. 15) to grab tough rebounds and hit free throw to seal win over the Lady Bulldogs

» Returned to guard spot to pour in 16 third-quarter points against #4/4 Mississippi State (Jan. 23) to pull Gamecocks out of seven-point halftime deficit then sprinted to defend breakaway layup that kept team in front in final minute of the game

They're Free, Take Two!

South Carolina ranks among the nation's top 20 in free throws attempted (9th, 566) and made (19th, 389). The Gamecocks average 15.6 made free throws per game, while opponents average just 13.9 attempts.

In nine games this season, at least 25.0 percent of

2016-17 Awards

Alaina Coates

USBWA National Player of the Week (12/13-19)

Three-time SEC Player of the Week (11/15-21; 11/22-28; 12/13-19)

Rated No. 9 player in the nation by espnW

Wooden Award Late Season Top 20

USBWA Drysdale Award Midseason Watch List

Naismith Trophy Top 30 Watch List

Wade Watch List (Preseason)

Preseason All-America Second Team (espnW, Lindy's, Sporting News)

Preseason All-America Honorable Mention (AP)

Preseason All-SEC First Team (Media, Coaches)

Kaela Davis

CoSIDA Academic All-District 4

Naismith Trophy Top 50 Preseason Watch List

Allisha Gray

Dawn Staley Award Midseason Watch List

Naismith Trophy Top 50 Preseason Watch List

SEC Player of the Week (1/17-23)

A'ja Wilson

Rated No. 1 player in the nation by espnW

Wooden Award Late Season Top 20

USBWA Drysdale Award Midseason Watch List

Naismith Trophy Top 30 Watch List

Wade Watch List (Preseason)

Preseason All-America First Team (AP, espnW, Athlon, Lindy's, Sporting News)

Preseason SEC Player of the Year (Media, Coaches)

Preseason All-SEC First Team (Media, Coaches)

Record Book Watch

The Gamecocks' starting frontcourt of Alaina Coates and A'ja Wilson are moving up the career record books quickly. Here's their current standing:

Blocked Shots

Player	Gms	Blk
1. A'ja Wilson (2015-present)	93	218
2. Alaina Coates (2014-present)	130	209
3. Lakesha Tolliver (2004-07)	112	177
4. Elem Ibiam (2012-15)	126	164
5. Michelle Murray (1990-93)	96	148

Rebounds

Player	Gms	Reb.
1. Sheila Foster (1979-82)	134	1427
2. Alaina Coates (2014-present)	130	1217
3. Marsha Williams (1990-93)	116	1026
4. Aleighsa Welch (2012-15)	137	956
5. Schonna Banner (1987-90)	125	901

Offensive Rebounds (Since 1987-88)

Player	Gms	Reb.
1. Aleighsa Welch (2012-15)	137	449
2. Marsha Williams (1990-93)	116	427
3. Alaina Coates (2014-present)	130	378
4. Annie Lester (1997-2000)	110	348
5. Jocelyn Penn (1999-03)	117	345

Double-Doubles

Player	Gms	Dbl-Dbl.
1. Sheila Foster (1979-82)	134	72
2. Alaina Coates (2014-present)	130	57
3. Marsha Williams (1990-93)	116	44
4. Denise Nanney (1975-77)	78	42
5. Katrina Anderson (1978-79)	71	41
6. Sharon Gilmore (1983-86)	110	32
7. Brantley Southers (1982-86)	120	29
8. Beth Hunt (1989-90)	63	27
9. A'ja Wilson (2015-present)	93	25
Schonna Banner (1987-90)	125	25

Points

Player	Gms	FTM
1. Sheila Foster (1979-82)	134	2266
2. Shannon Johnson (1993-96)	109	2230
3. Brantley Southers (1982-86)	120	1982
4. Jocelyn Penn (1999-2003)	117	1939
5. Tiffany Mitchell (2013-16)	139	1885
6. Schonna Banner (1987-90)	125	1791
7. Martha Parker (1986-89)	124	1728
8. Karen Middleton (1988-91)	128	1714
9. Evelyn Johnson (1980-83)	113	1620
10. Alaina Coates (2014-present)	130	1587

Free Throws Made

Player	Gms	FTM
1. Shannon Johnson (1993-96)	109	478
2. Martha Parker (1986-89)	124	473
3. Tiffany Mitchell (2013-16)	139	447
4. Sheila Foster (1979-82)	134	418
5. Jocelyn Penn (1999-03)	117	411
6. Alaina Coates (2014-present)	130	405
7. Nikki Miars (1996-99)	108	357
8. A'ja Wilson (2015-present)	93	346
9. Annie Lester (1997-2000)	110	333
10. Aleighsa Welch (2012-15)	137	329

Free Throw Attempts

Player	Gms	FTA
1. Shannon Johnson (1993-96)	109	679
2. Martha Parker (1986-89)	124	641
3. Sheila Foster (1979-82)	134	624
4. Alaina Coates (2014-present)	130	631
5. Jocelyn Penn (1999-03)	117	604
6. Tiffany Mitchell (2013-16)	139	578
7. Aleighsa Welch (2012-15)	137	545
8. Marsha Williams (1990-93)	116	513
9. A'ja Wilson (2015-present)	93	496
10. Nikki Miars (1996-99)	108	474

the Gamecocks' points have come from the free throw line, including five of the six wins over nationally ranked opponents. Free throws accounted for a season-high 39.5 percent (30-76) of the Gamecocks' points at #14/15 Texas (Dec. 1).

To Three, or Not to Three

South Carolina added a pair of outside threats with junior transfers Kaela Davis and Allisha Gray, but the Gamecocks' offensive strategy continues to center on the paint. In fact, the addition of the outside weapons has made South Carolina no more reliant on the 3-point shot for scoring this season than last.

This season's 137 3s account for 21.5 percent of the Gamecocks' total offense, which is just SHY of last season when the 190 3s made up 22.1 percent of the offense.

Interestingly, reliance on outside shooting decreases dramatically against ranked opponents. In seven games

against top-25 foes this season, South Carolina's 28 3-pointers made up just 16.4 percent of its 511 points, which is much lower than the 18.0 percent of the offense in 15 games against ranked foes last season.

The two-game absence of All-America forward A'ja Wilson also did not impact the Gamecocks' desire to line it up from outside the arc. In the two games without Wilson in the lineup, 22.0 percent of South Carolina's points came from long range compared to 21.5 percent in the games she has played.

Seeing Double

South Carolina center Alaina Coates ranks eighth in the nation with 15 double-doubles this season, and she is one of six players on a nationally ranked team to average a double-double this season.

Coates is second on the list in rebounds per game (11.48) while ranking just fourth in average minutes played (27.92).

To level the playing field of teams playing different schedules, a look at key stats for those six players against ranked opponents:

Player (Team-Gms)	PPG	RPG	MPG	FG%	Dbls.
Coates (SC-7)	13.14	13.28	29.00	.604	5
Billings (UCLA-8)	17.88	12.63	35.38	.407	5
Howard (TAM-4)	9.75	12.25	27.00	.500	0
Jones (Md.-3)	16.33	11.67	24.33	.833	3
Mavunga (OSU-4)	11.25	10.75	28.75	.600	1
Osahor (Wash.-6)	16.50	15.00	38.33	.413	4

In breaking down those numbers, centers Coates and Brionna Jones of Maryland stand out in efficiency, beyond their lofty field goal percentages. Coates records either a rebound or a point for every 1.09 minutes on the court, while Jones posts one or the other every 0.87 minute on the court.

For Coates, the excellence has been a career-long effort. She is the NCAA Div. I active leader in career rebounds (1,217) and double-doubles (57).

This season, she ranks among the nation's best in field goal percentage (2nd, .670), rebounds (5th, 11.5 rpg) and double-doubles (8th, 15) – all of which lead the SEC. She averages a double-double overall (13.8 ppg/11.5 rpg), in SEC play (13.5/11.8) and against ranked opponents (13.1/13.3).

Games Led Team In...

(Tied for team lead in each category included)

Scoring	2016-17	Career	Record
A'ja Wilson	14	44	39-5
Alaina Coates	9	28	26-2
Kaela Davis	4	4	4-0
Bianca Cuevas-Moore	2	5	5-0
Allisha Gray	1	1	1-0

Rebounding	2016-17	Career	Record
Alaina Coates	20	78	72-6
A'ja Wilson	6	29	72-2
Doniyah Cliney	2	2	2-0
Allisha Gray	2	2	1-1
Kaela Davis	1	1	0-1

Assists	2016-17	Career	Record
Tyasha Harris	9	9	9-0
Bianca Cuevas-Moore	6	17	16-1
Allisha Gray	6	6	5-1
Kaela Davis	5	5	5-0
Alaina Coates	3	6	6-0
A'ja Wilson	3	4	4-0
Doniyah Cliney	2	2	2-0
M. Herbert Harrigan	1	1	1-0

Miscellaneous Stats			
Triple-Doubles	2016-17	Career	Record
Alaina Coates	0	1	1-0
Double-Doubles	2016-17	Career	Record
Alaina Coates	15	57	54-3
A'ja Wilson	6	25	23-2
Kaela Davis	1	1	1-0
30+ Points	2016-17	Career	Record
Kaela Davis	1	1	1-0
A'ja Wilson	1	1	1-0
20+ Points	2016-17	Career	Record
A'ja Wilson	7	19	18-1
Alaina Coates	4	16	15-1
Kaela Davis	3	3	3-0
Allisha Gray	2	2	2-0
Bianca Cuevas-Moore	1	3	3-0
10+ Points	2016-17	Career	Record
A'ja Wilson	21	78	70-8
Allisha Gray	19	19	17-2
Alaina Coates	18	90	86-4
Kaela Davis	16	16	14-2
Bianca Cuevas-Moore	8	24	22-2
Tyasha Harris	3	3	3-0
M. Herbert Harrigan	2	2	2-0
Doniyah Cliney	0	1	1-0
Tiffany Davis	0	1	1-0
10+ Rebounds	2016-17	Career	Record
Alaina Coates	17	66	63-3
A'ja Wilson	6	26	24-2
Kaela Davis	1	1	1-0
5+ Assists	2016-17	Career	Record
Tyasha Harris	7	7	6-1
Allisha Gray	5	5	4-1
Kaela Davis	3	3	3-0
Bianca Cuevas-Moore	2	8	8-0
Doniyah Cliney	2	2	2-0
A'ja Wilson	1	1	1-0
Alaina Coates	0	1	1-0
5+ Steals	2016-17	Career	Record
Bianca Cuevas-Moore	1	2	2-0
Allisha Gray	1	1	1-0
A'ja Wilson	1	1	109
Tiffany Davis	0	1	1-0
5+ Blocks	2016-17	Career	Record
A'ja Wilson	1	8	7-1
Alaina Coates	0	4	4-0

2016-17 Scoring Differentials

Largest lead in a win.....	by 57 (93-36), 4th-1:37, vs. Saint Peter's, 11/22
Largest deficit overcome to win.....	by 9 (26-35), 2nd-0:24, vs. Mississippi State, 1/23
Largest lead given up in a loss.....	by 11 (16-5), 1st-3:46, at Duke, 12/4
Largest deficit in a loss.....	by 16 (50-66), 4th-2:15, at UConn, 2.13

KAELA DAVIS

Junior • Guard

» CoSIDA Academic All-District 4 ... Naismith Trophy Top 50 Preseason Watch List

» Explosive scorer, athletic and capable of playing variety of spots ... Challenged by Staley to also impact game defensively

» Burst into Carolina career with 37 points at #7/6 Ohio State (Nov. 14) – most points ever by Gamecock vs. ranked opponent

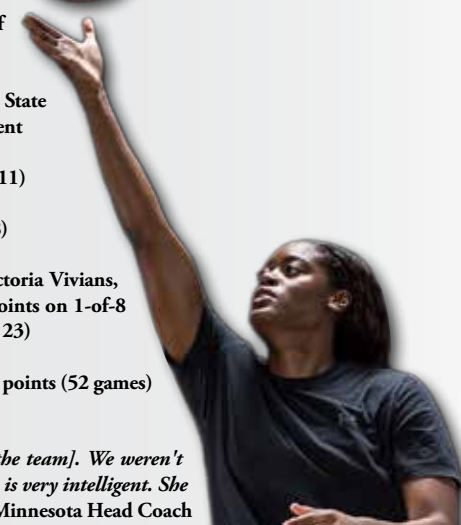
» Shot 6-of-10 from 3-point range against Minnesota (Dec. 11)

» 28th in SEC in scoring (11.8 ppg) and 5th in 3s/game (1.8)

» Called her own number to defend Mississippi State's Victoria Vivians, a top-5 scorer in the SEC, in 2nd half, limiting her to five points on 1-of-8 shooting in final 20 minutes of tight Gamecock victory (Jan. 23)

» Fastest player in Georgia Tech history to reach 1,000 career points (52 games) ... Two-time First-Team All-ACC selection

» "We knew Kaela was by far the best [3-point shooter on the team]. We weren't wanting to give her much space at all. But, she's got great size, is very intelligent. She found gaps really well, and she shot it." – Marlene Stollings, Minnesota Head Coach



The value of Coates goes well beyond points and rebounds, though. In SEC play, she is second on the team in steals and blocks and fourth in assists. Jones is similarly effective on defense (blocks, steals), but does not facilitate her teammates' offense as effectively as Coates.

20/20 Vision

Five different Gamecocks have recorded at least one 20-point game this season – A'ja Wilson (7), Alaina Coates (4), Kaela Davis (3), Allisha Gray (2) and Bianca Cuevas-Moore (1) – across 13 games this season. Two Gamecocks have reached that mark in the same game four times, marking the most such games in a season since 2009-10. The 2001-02 team also record four such games. Five games in the 1990-91 saw multiple 20-point scorers, as did seven games in the 1985-86 season and 10 games in the 1988-90 campaign.

Location, Location, Location

The Gamecocks average 38.2 points in the paint this season, making up 50.0 percent of their offense. Only three opponents have out-scored South Carolina in the paint this season – Duke (42-32, 12/3/16), Tennessee (38-26, 1/20/17) and UConn (34-26, 2/13/17). The Gamecocks are out-pacing their opponents in that space by 15.4 points per game. Their interior advantage has been at least 20 points 10 times, including a season-high 44 against Maine (Nov. 21).

Blocking Scheme

South Carolina leads the SEC and ranks 14th in the nation with 5.9 blocked shots per game and have blocked double-digit shots twice this season – 11 vs. Clemson (Dec. 15), 10 vs. Alabama (Jan. 1). The two driving forces of that defensive movement are also the program's all-time career blocked shot leaders – A'ja Wilson (218) and Alaina Coates (209).

Wilson broke the program's career blocks record earlier this season (vs. Saint Peter's, Nov. 22) but can hardly celebrate with Coates nipping at her heels. Wilson

is third in the SEC and 36th in the nation with 2.2 blocks per game, and Coates is just behind at 1.5 per game for fourth in the league. Freshman Mikiah Herbert Harrigan is following in her frontcourt mentors' footsteps, ranking 11th in the league with 1.2 blocks per game, which includes three games of three or more blocks.

Four x 1,000

South Carolina boasts four 1,000-point scorers on this season's roster, led by senior center Alaina Coates (1,587). Junior transfer Kaela Davis (1,542 – includes 1,246 at Georgia Tech) is next in line with juniors A'ja Wilson (1,399) and Allisha Gray (1,374 – includes 1,053 at North Carolina) just behind. All four were first-team all-conference selections in their most recent seasons as well.

Helping Hands

South Carolina head coach Dawn Staley likes to say that with good movement, the ball will find who is supposed to shoot it on any given possession. With four 1,000-point scorers on this season's team, many

observers wondered how the quartet would abide that philosophy.

Early returns are good as the Gamecocks are second in the SEC with 15.4 assists per game and have assists on at least half their field goal 20 times in 25 games, including four games assisting on at least two-thirds of their made baskets – vs. Minnesota (Dec. 11), at Auburn (Jan. 5), at Kentucky (Feb. 2) and against Auburn (Feb. 9).

Of the Gamecocks' 15.4 assists per game, the quartet of 1,000-point scorers account for 8.1 assists per game of that average with Allisha Gray leading the group at 2.8 and Kaela Davis handing out 2.2 per game.

Freshman point guard Tyasha Harris moved into the team lead in the category against Tennessee (Jan. 30) with her fourth six-assist game of the season and now has a 3.0 average. In SEC action, the first-year guard is 10th with 3.6 assists per game while holding sixth in assist-to-turnover ratio at 2.2.

SEC Active

Senior Alaina Coates and junior A'ja Wilson feature prominently in the SEC's active leader boards this season.

TYASHA HARRIS

Freshman • Guard

» Poise and command of the point guard position moved her into permanent starting role at beginning of SEC play

» In SEC play, ranks 10th in assists per game (3.6), 6th in assist-to-turnover ratio (2.2) – both bests among league freshmen

» 7 games handing out five or more assists, including two against ranked opponents

» Committed more than two turnovers just four times in 23 games

» In 7 games against ranked opponents, averaged 3.0 assists and continued poise with 2.3 assist-to-turnover ratio

» Scored in double figures three times, including at #14/15 Texas (Dec. 1)

» Dished out six assists in first career start (Minnesota, Dec. 11) and first career SEC start (Alabama, Jan. 1)

» Ranked No. 8 point guard in 2016 recruiting class ... won three straight state championships and a gold medal in 2016 FIBA U18 Americas Championship



Around the SEC

(through games of 2/16)

	SEC Games			Overall		
	W	L	Pct.	W	L	Pct.
South Carolina	12	1	.923	22	3	.880
Mississippi State	12	1	.923	26	1	.963
Texas A&M	9	4	.692	19	7	.731
Kentucky	9	4	.692	18	8	.692
Missouri	8	5	.615	18	9	.667
Tennessee	7	6	.538	16	10	.615
LSU	7	6	.538	18	8	.692
Georgia	5	8	.385	13	13	.500
Ole Miss	5	8	.385	16	10	.615
Auburn	5	8	.385	15	12	.556
Florida	4	9	.308	13	13	.500
Alabama	4	9	.308	16	10	.615
Arkansas	2	11	.154	13	13	.500
Vanderbilt	2	11	.154	12	14	.462

Today's Games

February 19

Arkansas at Tennessee, 3 p.m. (SECN)

Florida at Kentucky, 1 p.m. (SECN)

LSU at Georgia, 2 p.m. (SECN+)

Ole Miss at Vanderbilt, 3 p.m. (SECN+)

#3/3 Miss. State at #23/24 Texas A&M, 5 p.m. (SECN)

Rankings are listed as AP/Coaches Poll
All Times Eastern; TV Network in ()

All-Time Records vs. SEC Teams

Opponent	Overall	Under	SEC	SEC	H	A	N	Streak	Last
		Staley	Season	Tourn.					
Alabama	23-15	13-0	18-12	2-2	12-5	9-8	2-2	Won 13	W: 93-45, 1/1/17 (H)
Arkansas	16-17	9-3	15-15	1-2	9-5	6-10	1-2	Won 8	W: 79-49, 2/5/17 (A)
Auburn	22-21	10-3	16-15	2-1	12-7	8-12	2-2	Won 7	W: 60-41, 2/9/17 (H)
Florida	16-20	8-4	14-18	0-2	7-10	9-8	0-2	Won 8	W: 81-62, 1/8/17 (A)
Georgia	13-33	9-6	10-21	2-2	6-14	4-15	3-4	Won 6	W: 62-44, 1/26/17 (A)
Kentucky	26-33	10-9	21-25	2-2	17-9	8-20	2-4	Won 5	W: 75-63, 2/2/17 (A)
LSU	11-22	8-5	9-22	2-0	5-10	4-12	2-0	Won 7	W: 84-61, 1/15/17 (A)
Ole Miss	21-17	11-2	17-12	2-4	12-4	7-8	2-5	Won 9	W: 65-46, 1/19/17 (H)
Miss. State	18-16	9-3	16-14	1-2	11-5	6-9	1-2	Won 9	W: 64-61, 1/23/17 (H)
Missouri	4-1	3-1	3-1	—	2-0	1-1	1-0	Won 3	W: 83-58, 1/10/16 (H)
Tennessee	5-46	4-9	3-27	1-3	2-20	2-21	1-5	Lost 1	L: 74-76, 1/20/17 (H)
Texas A&M	3-3	3-3	3-2	0-1	2-1	1-1	0-1	Won 3	W: 70-63, 1/31/16 (A)
Vanderbilt	14-21	9-2	14-18	0-2	8-8	5-11	0-2	Won 8	W: 82-51, 2/16/17 (H)
Totals	192-265	106-50	159-201	14-23	103-98	70-136	16-30	Won 4	

Coates is running away with the double-double chart at 57 and the rebounding mark at 1,217 – over 400 more than the second-place player. Coates' 209 career blocks are just behind league leader Wilson's 218, more than 50 ahead of third place. Coates is fourth in scoring at 1,587 and in field goals made (591).

In addition to leading the blocks list, Wilson is third in double-doubles with 25 and sixth in scoring with 1,399 career points. She is fifth in rebounding (693) and is seventh in field goals made (526).

Quarter Breakdown

Through 25 games this season, South Carolina has out-scored its opponent in all but 24 quarters. The Gamecocks have out-paced their opponent by double digits 28 times in the 100 quarters, including a season-high differential of 25 points (37-12) in the first quarter against Saint Peter's (Nov. 22). In SEC action, the 23-point advantage in the first quarter at Auburn (Jan. 5) was a season high.

South Carolina has shot at least 50.0 percent from the field 42 times in its 100 quarters of action, led by a its 71.4 percent accuracy in the first quarter against Saint Peter's (Nov. 22). The Gamecocks' 37 points in that quarter are the most for the program since the NCAA went to the format for the 2015-16 season.

Defensively, South Carolina has held an opponent to single digits in a quarter 23 times this season, including five quarters of five or fewer points. An opponent has shot 20.0 percent or less from the field in 20 quarters, including a pair of quarters under 10.0 percent (6.3% by Vanderbilt, 4th qtr., 2/16/17; 7.1% by Florida, 2nd qtr., 1/8/17; 8.3% by Auburn, 4th qtr., 1/5/17).

Here's a more detailed look at the quarter-by-quarter production for the Gamecocks this season:

Qtr.	SC/Opp Avg. Pts	SC/Opp FG%	Avg. Pts. Margin
1	20.1/12.7	.461/.344	+7.4
2	19.2/13.8	.475/.357	+5.4
3	19.3/14.0	.493/.340	+5.4
4	17.6/14.7	.417/.340	+3.0

Individually, junior guard Kaela Davis leads the Gamecocks with six double-digit scoring quarters and

has the highest-scoring quarter this season with 19 points in the first at Auburn (Jan. 5). Allisha Gravy has four double-digit scoring quarters each, Alaina Coates has posted three, and A'ja Wilson has two.

This is 30

With 30-point games already this season by juniors Kaela Davis (37 at #7/6 Ohio State, 11/14) and A'ja Wilson (31 at #14/15 Texas, 12/1), the Gamecocks have the most 30-point games in a season since 2002-03 when Jocelyn Penn recorded three such outings, none of

Team Specialty Stats

South Carolina-Opponent

	Pts. in Paint	Pts. Off TOs	2nd Chance Pts	Fast Break Pts
11/14 at OSU	44-30	16-17	13-12	18-12
11/20 HU	46-20	35-2	23-7	12-3
11/21 Maine	52-8	20-7	14-2	11-0
11/22 SPU	50-14	30-8	17-9	26-0
11/27 vs. UL	40-24	18-15	20-5	14-2
12/1 at Texas	34-30	14-7	14-16	2-8
12/4 at Duke	32-42	18-28	14-15	9-12
12/11 Minn.	42-12	12-11	20-21	18-9
12/15 Clem.	50-26	10-6	21-8	13-4
12/18 UCLA	40-34	5-15	19-12	8-14
12/21 at SSU	42-8	21-4	22-5	20-4
1/1 Ala.	54-14	36-14	18-5	19-6
1/5 at Aub.	22-18	9-15	9-12	4-2
1/8 at Fla.	44-34	21-14	23-15	8-6
1/12 UGa	24-24	14-11	9-17	12-6
1/15 at LSU	38-24	20-10	13-8	8-4
1/19 Miss.	38-30	22-6	14-4	6-6
1/23 MSU	32-32	13-12	15-13	2-4
1/26 at UGa	20-18	13-10	9-5	6-2
1/30 Tenn.	26-38	7-12	8-9	8-18
2/2 at UK	34-20	15-15	11-10	2-4
2/5 at Ark.	40-18	22-15	15-15	9-2
2/9 Aub.	34-6	12-8	14-3	4-0
2/13 at UConn	26-34	15-19	12-16	2-12
2/16 Vandy	50-10	24-7	9-18	18-6
2/19 at Mizz.				
2/23 at TAMU				
2/26 UK				
Season Avg.	38.2-22.7	17.7-11.5	15.0-10.5	10.5-5.8
SEC Avg.	35.1-22.0	17.5-11.5	12.8-10.3	8.2-5.1

Starters vs. Bench Points

	SC Starters	Opp. Starters	SC Bench	Opp. Bench
11/14 at OSU	85	76	7	4
11/20 HU	71	23	21	15
11/21 Maine	53	16	26	26
11/22 SPU	68	28	25	10
11/27 vs. UL	68	34	15	25
12/1 at Texas	64	47	12	20
12/4 at Duke	60	62	3	12
12/11 Minn.	59	37	39	21
12/15 Clem.	68	43	15	18
12/18 UCLA	56	46	10	11
12/21 at SSU	48	22	22	8
1/1 Ala.	72	33	21	12
1/5 at Aub.	46	34	27	13
1/8 at Fla.	70	50	11	12
1/12 UGa	41	49	25	14
1/15 at LSU	76	55	8	6
1/19 Miss.	50	39	15	7
1/23 MSU	61	41	3	20
1/26 at UGa	46	34	16	10
1/30 Tenn.	56	68	18	8
2/2 at UK	65	56	10	7
2/5 at Ark.	60	18	19	31
2/9 Aub.	56	22	4	19
2/13 at UConn	44	59	11	7
2/16 Vandy	60	25	22	26
2/19 at Mizz.				
2/23 at TAMU				
2/26 UK				
Season Avg.	60.1	40.7	16.2	14.5
SEC Avg.	58.4	40.3	15.3	14.2

THE GAMECOCKS' TWIN TOWERS

Junior
A'ja
Wilson



» "We knew exactly what they were going to do, and we still couldn't stop it. They imposed their will with their inside game. I do think they have the best front line in the country, and they did a good job playing to their strengths." – Cori Close, UCLA Head Coach

» "They're a really powerful team. They are extremely talented, so gifted, and in our league there are some teams that maybe have some size and some big kids. But Wilson and Coates are just a different level of athletes." – Matthew Mitchell, Kentucky Head Coach

» "Their length and size, and the skill of those two kids – Wilson and Coates. They don't drop balls' they get them, hit easy stick-backs. Their tough. They can move. They can run. There's not another team in the country that can put two on the floor like that." – Jimmy Dykes, Arkansas Head Coach

» "We got a little lost [defensively] when Wilson would drive to the basket, but she's unbelievable." – Holly Warlick, Tennessee Head Coach

» "[Coates] has a motor like I haven't seen in a long time. She doesn't worry about who [they're] playing. She just does it right because that's what you're supposed to do. I watch them on film; they're up 30 at the half, and she sprinting the floor every single time." – Jeff Walz, Louisville Head Coach

Senior
Alaina
Coates



which were against a ranked opponent.

The program record for 30-point games in a season is six with the most recent coming in 1994-95. In each of the three seasons with six 30-point games, every game was recorded by the same Gamecock. Shannon Johnson posted six in 1994-95 to duplicate her effort in 1993-94. Beth Hunt originally set the record with her six 30-point games in the 1989-90 campaign. The only 30-point outing against a ranked opponent in those three seasons was Beth Hunt's 34-point showing in a losing effort at then-No. 18 Southern Miss.

Individually, only eight 30-point games by a Gamecock have come against ranked opponents, including this season's showings from Davis and Wilson. Davis' 37 points is the most in a game against a ranked opponent and was the first since Johnson netted 35 against then-#5 Tennessee on Feb. 15, 1996, which until Davis' 37 was the highest-scoring game against a ranked opponent in program history.

Here's a list of the Gamecocks' individual 30-point games against a ranked opponent:

Pts.	Player	Opp.	Date
37	K. Davis	at #7/6 Ohio St.	11/14/16
35	S. Johnson	#5 Tennessee	2/15/96
34	B. Hunt	#18 Southern Miss	1/29/90
32	S. Johnson	#2 Tennessee	2/8/94
32	Ma. Williams	#22 Florida St.	2/4/91
32	K. Anderson	vs. #14 Memphis	3/4/78
31	A. Wilson	at #14/15 Texas	12/1/16
30	B. Southers	#19 Clemson	12/3/83

Gamecocks Coming Soon!

Head coach Dawn Staley signed four in the early signing period, highlighted by three ESPN Top-100 players. All four were named McDonald's All-America nominees earlier this year.

Elisia (Lele) Grissett Durham, N.C./Hillside • Wing • 6-1

A five-start player ranked No. 24 overall in the class, Grissett was an AP All-State First-Team selection in 2016 after helping Hillside to a 28-3 record and a spot in the Class 4A state semifinals. The athletics wing can drive, score through contact and attack the glass with an emerging perimeter game. Averaged 22.2 points, 9.3 rebounds, 3.2 steals and 3.0 blocks as a junior.

Bianca Jackson Montgomery, Ala./Brewbaker Tech Magnet Wing • 5-11

Ranked No. 54 overall in the class, Jackson is a three-time ASWA First-Team All-State selection and the daughter of the Alabama State men's and women's basketball coaches. She averaged 22 points, six rebounds and 4.2 assists last season.

Haley Troup Gadsden, Ala./Gadsden • Guard • 5-9

A First-Team ASWA 7A All-State selection last season, Troup is a combo guard who can handle the ball, pass with purpose in transition with a good shot off the dribble. She was the 2016 Gadsden Messenger Co-Player of the Year after averaging 17.9 points, 6.6 rebounds and 4.1 assists.

LaDazhia Williams Bradenton, Fla./Lakewood Ranch • Forward • 6-2

A five-star player ranked No. 47 overall in the class, Williams earned a spot in the 2016 USA Basketball U18 National Team Trials. The 2016 FABC 7A Player of the Year is agile with a face-up game who can finish with either hand. Her 15.8 points, 6.9 rebounds and 2.2 blocks per game led Lakewood Ranch to the state championship game.

2016-17 Roster

No.	Name	Pos.	Ht.	Yr.	Hometown/Last School
0	Victoria Patrick	G	5-8	Fr.	Orlando, Fla./Edgewater
1	Bianca Cuevas-Moore	G	5-6	Jr.	Bronx, N.Y./Nazareth Regional
3	Kaela Davis	G	6-2	Jr.	Suwanee, Ga./Georgia Tech
4	Doniyah Cliney	G	6-0	So.	Newark, N.J./Malcolm X Shabazz
10	Allisha Gray	G	6-0	Jr.	Sandersville, Ga./North Carolina
12	Araion Bradshaw	G	5-6	Fr.	Boston, Mass./Tabor Academy
15	Tiffany Davis	G	5-7	Sr.	Houston Texas/Westbury Christian
21	Mikiah Herbert Harrigan	F	6-2	Fr.	Pembroke Pines, Fla./Flanagan
22	A'ja Wilson	F	6-5	Jr.	Hopkins, S.C./Heathwood Hall
35	Alexis Jennings*	F	6-2	Jr.	Madison, Ala./Kentucky
41	Alaina Coates	C	6-4	Sr.	Irmo, S.C./Dutch Fork
52	Tyasha Harris	G	5-10	Fr.	Noblesville, Ind./Heritage Christian

* indicates will sit out 2016-17 due to NCAA transfer rules

Head Coach: Dawn Staley

Assoc. Head Coach: Lisa Boyer; **Assistant Coaches:** Nikki McCray-Penson, Fred Chmiel

Director of Coaching Offensive Analytics: Melanie Balcomb

Fresh Faces

Five new Gamecocks join the fold this season with the four freshmen taking the court right away. Junior forward Alexis Jennings will sit out this season due to NCAA transfer rules.

Guard Tyasha Harris (Noblesville, Ind.) headlines the freshman class, coming off a summer spent helping the U.S. to its seventh-straight gold medal in the FIBA U18 Americas Championship. Araion Bradshaw (Hyde Park, Mass.) and Victoria Patrick (Orlando, Fla.) join her in the guard spot. Bradshaw is point guard with good court vision, and Patrick comes in as a scorer to help stretch the floor. Forward Mikiah Herbert Harrigan rounds out the class, bringing athleticism, speed and perimeter shooting to the team.

The quartet combines to play 50.5 minutes per game, while contributing 11.2 points per game. Harris leads the group in both minutes at 25.0 per game and in scoring (5.2 ppg). She was also the first of the group to earn a starting spot (Dec. 11 vs. Minnesota). Herbert Harrigan is just behind Harris in scoring with 4.2 points per game and earned the start against Georgia (Jan. 15), creating the first freshman tandem in a Gamecock starting lineup since the 2009-10 season.

Great Gamecock Fans

With over 10,000 season-ticket holders for the second-straight season, South Carolina leads the nation in average attendance at 12,457 and is the only program drawing at least 10,000 fans per game.

The Gamecocks have posted the highest average attendance at the end of the last two seasons and have enjoyed steady fan growth over the last five years – 3,952 in 2012-13; 6,371 in 2013-14; 12,293 in 2014-15; 14,364 in 2015-16.

South Carolina fans have proven they'll travel to see their Gamecocks as well. In the Dec. 4 game at Duke, the Blue Devils reported attendance of 6,036 after drawing just 3,112 prior to the contest. On Dec. 21, Savannah State drew 1,411 for its game again at South Carolina despite averaging just 790 before that.

AP Top 25

(Week of 2/13)

1.	Connecticut	24-0
2.	Maryland	25-1
3.	Mississippi State	25-1
4.	Florida State	23-2
5.	Baylor	24-2
6.	South Carolina	21-2
7.	Notre Dame	23-3
8.	Texas	20-4
9.	Washington	24-3
10.	Stanford	22-4
11.	Oregon State	23-3
12.	Ohio State	22-5
13.	Duke	22-4
14.	Louisville	22-6
15.	NC State	19-6
16.	Miami	19-6
17.	DePaul	22-5
18.	UCLA	18-7
19.	Oklahoma	20-6
20.	Michigan	21-5
21.	Syracuse	18-8
22.	South Florida	20-4
23.	Texas A&M	19-6
24.	Kansas State	18-7
25.	Drake	20-4

USA Today Coaches Top 25

(Week of 2/13)

1.	Connecticut	24-0
2.	Maryland	25-1
3.	Mississippi State	25-1
4.	Baylor	24-2
5.	South Carolina	21-2
6.	Notre Dame	23-3
7.	Florida State	23-2
8.	Texas	20-4
9.	Washington	24-3
10.	Stanford	22-4
11.	Oregon State	23-3
12.	Ohio State	22-5
13.	Louisville	22-6
14.	Duke	22-4
15.	DePaul	22-5
16.	UCLA	18-7
17.	Miami	19-6
18.	NC State	19-6
19.	Oklahoma	20-6
20.	Michigan	21-5
21.	Syracuse	18-8
22.	South Florida	20-4
23.	Arizona State	16-9
24.	Texas A&M	19-6
25.	Temple	19-5

South Carolina's Record When...

	vs. Ranked	SEC	All
Record.....	6-1	12-1	22-3
Playing a ranked opponent.....	6-1	2-0	6-1
Playing at home	2-0	6-1	12-1
Playing on the road	3-1	6-0	9-2
Playing at neutral site	1-0		1-0
Leading at half	4-0	11-0	20-0
Trailing at half	1-1	1-1	1-3
Tied at half	1-0	0-0	1-0
Playing an overtime game	0-0	0-0	0-0
0 players score in double figures	0-0		0-0
1 player scores in double figures	0-0		0-0
2 players score in double figures	1-0	2-0	2-0
3 players score in double figures	2-1	6-0	10-2
4 players score in double figures	2-0	2-1	5-1
5 players score in double figures	1-0	2-0	5-0
More than 5 players in double figures.....	0-0		0-0
Starters out-score opponent's starters	6-0	11-0	21-0
Starters equal/exceed opponent team total.....	4-0	10-0	18-0
Opponent's starters score equal/more	0-1	1-1	1-3
Bench out-scores opponent's bench	2-1	7-1	12-2
Opponent's bench scores equal/more.....	4-0	5-0	10-1
No reserve scores in double figures	3-0	8-0	13-1
At least one reserve scores in double figures	2-1	4-1	9-2
More than one reserve scores in double figures...	0-0	0-0	0-0
Shooting 50% or better	1-0	5-0	8-0
Shooting between 40-49%	4-0	5-1	11-2
Shooting between 30-39%	1-1	2-0	3-1
Shooting less than 30%	0-0	0-0	0-0
Opponent shoots 50% or better.....	0-0	0-0	0-1
Opponent shoots between 40-49%	2-1	2-1	4-2
Opponent shoots between 30-39%	3-0	5-0	7-0
Opponent shoots less than 30%.....	1-0	5-0	11-0
Shooting better than opponent.....	6-0	10-0	20-0
Shooting worse than/equal to opponent.....	0-1	2-1	2-3
Having more FTs made than opponent.....	5-1	8-0	16-1
Having equal/less FTs made than opponent	1-0	4-1	6-2
Out-rebounding opponent	4-0	9-1	18-2
Having equal/less rebounds than opponent	2-1	3-0	4-1
Having fewer TOs than opponent.....	2-0	8-0	15-0
Having equal or more TOs than opponent.....	4-1	4-1	7-3
Attempting more FT than 3FG.....	5-0	9-1	17-1
Attempting equal/less FT than 3FG	1-1	3-0	5-2
Making 5 or more 3FGs.....	2-1	9-1	13-3
Making less than 5 3FGs.....	4-0	3-0	9-0
Making no 3 FGs	0-0	0-0	0-0
Attempting 15 or more 3FGs.....	2-1	7-0	11-2
Attempting less than 15 3FGs	4-0	5-1	11-1
No South Carolina players foul out.....	5-1	10-1	17-3
One or more SC players foul out.....	1-0	2-0	5-0
No opposing players foul out.....	0-0	7-1	12-2
One or more opposing players foul out	6-1	5-0	10-1

	vs. Ranked	SEC	All
Assist on at least half of field goals made.....	4-1	10-0	18-2
Assist on at least 2/3 of field goals made	1-0	3-0	4-0
Assist on less than half of field goals made.....	2-0	2-1	4-1
Scoring more pts. in paint than opponent	5-0	10-0	20-0
Scoring equal/less pts. in paint than opp.	1-1	2-1	2-3
Scoring more pts. off TOs than opponent	3-0	10-0	18-0
Scoring equal/less pts. off TOs than opp.	3-1	2-1	4-3
Scoring more 2nd-chance pts.	5-0	8-0	16-0
Scoring equal/less 2nd-chance pts.....	1-1	4-1	6-3
Scoring more fast break pts.....	2-0	9-0	17-0
Scoring equal/less fast break pts.....	4-1	3-1	5-3
Wearing white uniforms.....	3-0	6-1	12-1
Wearing black uniforms	2-0	3-0	6-1
Wearing garnet uniforms.....	1-1	2-0	3-1
Wearing pink uniforms	0-0	1-0	1-0
Playing in November.....	2-0		5-0
Playing in December.....	2-0		5-1
Playing in January	1-0	8-1	8-1
Playing in February	1-1	4-0	4-1
Playing in March.....	0-0	0-0	0-0
Playing during the day.....	2-0	4-0	8-1
Playing at night	4-1	8-1	14-2
Playing on Sunday.....	2-0	4-0	8-1
Playing on Monday	2-1	1-1	3-2
Playing on Tuesday.....	0-0		1-0
Playing on Wednesday.....	0-0		1-0
Playing on Thursday.....	2-0	7-0	9-0
Playing on Friday	0-0		0-0
Playing on Saturday.....	0-0		0-0
Margin is less than 5 pts.	1-0	2-1	2-1
Margin is between 5-9.....	2-0	0-0	2-0
Margin is between 10-19.....	2-1	5-0	6-2
Margin is between 20-29.....	1-0	2-0	4-0
Margin is between 30-39.....	0-0	2-0	3-0
Margin is between 40-49.....	0-0	1-0	3-0
Margin is 50 pts. or more.....	0-0	0-0	2-0
Having a 20-pt. scorer.....	5-0	7-0	13-0
Having a 30-pt. scorer.....	2-0	0-0	2-0
Scoring 49 points or less.....	0-0	0-0	0-0
Scoring 50-59 points.....	0-1	0-0	0-1
Scoring 60-69 points	2-0	5-0	6-1
Scoring 70-79 points.....	2-0	3-1	6-1
Scoring 80-89 points.....	1-0	3-0	5-0
Scoring 90-99 points.....	1-0	1-0	5-0
Scoring 100 points or more.....	0-0	0-0	0-0
Opponent scores 49 points or less	0-0	6-0	10-0
Opponent scores 50-59 points	2-0	1-0	4-0
Opponent scores 60-69 points	3-1	5-0	6-1
Opponent scores 70-79 points	0-0	0-1	0-2
Opponent scores 80-89 points	1-0	0-0	1-0
Opponent scores 90-99 points	0-0	0-0	0-0
Opponent scores 100 points or more.....	0-0	0-0	0-0

2016-17 Team High/Low - All Games

South Carolina Highs	South Carolina Lows	Category	Opponent Lows	Opponent Highs
98 vs. Minnesota, 12/11	55 at UConn, 2/13	Points in Game	30, at Savannah St., 12/21	80, at Ohio State, 11/14
64 (1st) vs. Saint Peter's, 11/22	23 (1st) at Georgia, 1/26	Points in a Half	12 (1st), at Savannah St., 12/21 12 (2nd), Hampton, 11/20	41 (2nd), at Ohio State, 11/14
37 (1st) vs. Saint Peter's, 11/22	6 (1st) vs. UCLA, 12/18	Points in a Quarter	4 (4th), Saint Peter's, 11/22 4 (4th), Hampton, 11/20	24 (4th), Tennessee, 1/30
38 vs. Minnesota, 12/11	20 at UConn, 2/13 20 at Georgia, 1/26 20 vs. Mississippi State, 1/23	Field Goals Made	11, at Savannah St., 12/21	30, at Duke, 12/4
72 vs. Minnesota, 12/11	42 vs. Mississippi State, 1/23	Field Goal Attempts	47, Auburn, 2/9	78, UCLA, 12/18
.569 (29-51) at LSU, 1/15	.333 (22-66) vs. UCLA, 12/18	FG Percentage	.216 (11-51), at Sav. St., 12/21	.500 (30-60), at Duke, 12/4
16 vs. Minnesota, 12/11	1 vs. UCLA, 12/18	3-Point FG Made	1, at Georgia, 1/26 1, at LSU, 1/15	10, Minnesota, 12/11
33 vs. Minnesota, 12/11	3 vs. UCLA, 12/18	3-Point FG Attempts	6, at LSU, 1/15	29, at Arkansas, 2/5
.500 (14-28), at Auburn, 1/5	.154 (2-13) at Savannah St., 12/21	3-Point FG Percentage	.100 (1-10), at Georgia, 1/26	.467 (7-15), Georgia, 1/12
30 at Texas, 12/1	3 at Auburn, 1/5	Free Throws Made	2, Saint Peter's, 11/22	17, Clemson, 12/15 17, at Ohio State, 11/14
41 at Ohio State, 11/14	4, at Auburn, 1/5	Free Throw Attempts	2, Saint Peter's, 11/22	24, at Ohio State, 11/14
.900 (18-20) at Arkansas, 2/5	.484 (15-31) vs. Vanderbilt, 2/16	FT Percentage	.333 (3-9), Mississippi State, 1/23	1.00 (10-10), at UConn, 2/13
54 vs. UCLA, 12/18	31 at LSU, 1/15	Rebounds	24, Saint Peter's, 11/22	47, UCLA, 12/18
29 vs. Minnesota, 12/11	5 at Texas, 12/1	Assists	3, at Savannah St., 12/21	20, at UConn, 2/13
17 vs. Saint Peter's, 11/22	4 at Auburn, 1/5 4 vs. UCLA, 12/18	Steals	2, Vanderbilt, 2/16 2, at Ohio State, 11/14	14, at Duke, 12/4
11 vs. Clemson, 12/15	3 at Duke, 12/4	Blocked Shots	1, at LSU, 1/15 1, at Auburn, 1/5 1, at Savannah St., 12/21 1, Saint Peter's, 11/22	9, at Texas, 12/1
19 at Duke, 12/4	5 vs. Vanderbilt, 2/16	Turnovers	9, Tennessee, 1/30 9, Mississippi State, 1/23 9, UCLA, 12/18	24, Hampton, 11/20
22 at Florida, 1/8 22 at Ohio State, 11/14	4 vs. Saint Peter's, 11/22	Fouls	9, at Savannah St., 12/21	29, at Texas, 12/1 29, at Ohio State, 11/14

2016-17 Team High/Low - SEC Games Only

South Carolina Highs	South Carolina Lows	Category	Opponent Lows	Opponent Highs
93 vs. Alabama, 1/1	60 vs. Auburn, 2/9	Points in Game	41, Auburn, 2/9	76, Tennessee, 1/30
52 (2nd) vs. Alabama, 1/1	23 (1st) at Georgia, 1/26	Points in a Half	15 (1st) at Georgia, 1/26	40 (2nd), at Kentucky, 2/2
31 (3rd) vs. Alabama, 1/1	10 (2nd) vs. Tennessee, 1/30 10 (2nd) vs. Georgia, 1/12	Points in a Quarter	5 (2nd), at Florida, 1/8	24 (4th), Tennessee, 1/30
34 vs. Alabama, 1/1	20 at Georgia, 1/26 20 vs. Mississippi State, 1/23	Field Goals Made	12, Vanderbilt, 2/16	29, Tennessee, 1/30
69 at Florida, 1/8	42 vs. Mississippi State, 1/23	Field Goal Attempts	47, Auburn, 2/9	66, Mississippi State, 1/23
.569 (29-51) at LSU, 1/15	.351 (20-57) at Georgia, 1/26	FG Percentage	.222 (12-53), Vanderbilt, 2/16	.492 (29-59), Tennessee, 1/30
14 at Auburn, 1/5	2 vs. Ole Miss, 1/19	3-Point FG Made	1, at Georgia, 1/26 1, at LSU, 1/15	7, Auburn, 2/9 7, Georgia, 1/12
28 at Auburn, 1/5	9 vs. Ole Miss, 1/19	3-Point FG Attempts	6, at LSU, 1/15	29, at Arkansas, 2/5
.500 (14-28) at Auburn, 1/5	.167 (3-18) vs. Vanderbilt, 2/16	3-Point FG Percentage	.100 (1-10), at Georgia, 1/26	.467 (7-15), Georgia, 1/12
21 vs. Mississippi State, 1/23	3 at Auburn, 1/17	Free Throws Made	3, at Georgia, 1/26 3, Mississippi State, 1/23	23, vs. Vanderbilt, 2/16
21 at LSU, 1/15		Free Throw Attempts	8, Auburn, 2/9 8, at Arkansas, 2/5 8, at Georgia, 1/26	28, vs. Vanderbilt, 2/16
31 vs. Vanderbilt, 2/16	4 at Auburn, 1/5			
.900 (18-20) at Arkansas, 2/5	.484 (15-31) vs. Vanderbilt, 2/16	FT Percentage	.333 (3-9), Mississippi State, 1/23	.875 (7-8), at Arkansas, 2/5
48 at Florida, 1/8	31 at LSU, 1/15	Rebounds	27, Alabama, 1/1	42, at Florida, 1/8
20 at Auburn, 1/5	10 vs. Tennessee, 1/30 10 at Georgia, 1/26 10 vs. Mississippi State, 1/23 10 at Florida, 1/8	Assists	6, at Auburn, 1/5	19, Georgia, 1/12
13 vs. Georgia, 1/12 13 at Florida, 1/8	4 at Auburn, 1/5	Steals	2, Vanderbilt, 2/16	8, Auburn, 2/9 8, Mississippi State, 1/23 8, at LSU, 1/15
10 vs. Alabama, 1/1	1 vs. Georgia, 1/12	Blocked Shots	0, at Kentucky, 2/2	5, at Georgia, 1/26
17 at Kentucky, 2/2	5 vs. Vanderbilt, 2/16	Turnovers	9, Tennessee, 1/30 9, Mississippi State, 1/23	22, at Florida, 1/8 22, Alabama, 1/1
22 at Florida, 1/8	10 vs. Auburn, 2/9	Fouls	11, Auburn, 2/9 11, at Auburn, 1/5	28, Vanderbilt, 2/16

2016-17 Individual Superlatives - All Games

Category	South Carolina	Opponent
Points in Game	37 by Kaela Davis at Ohio State, 11/14	29 by Rebecca Greenwell, at Duke, 12/4
Points in a Half	22 (2nd) by Kaela Davis at Ohio State, 11/14	18 (2nd) by Rebecca Greenwell, at Duke, 12/4
Points in a Quarter	19 (1st) by Kaela Davis at Auburn, 1/5	12 (4th) by Makayla Epps, at Kentucky, 2/2
Field Goals Made	12 by A'ja Wilson at Texas, 12/1 12 by Alaina Coates vs. Hampton, 11/20	10 by Gabby Williams, at UConn, 2/13 10 by Chloe Jackson, at LSU, 1/15
Field Goal Attempts	21 by Kaela Davis at Ohio State, 11/14	22 by Makalya Epps, at Kentucky, 2/2
FG Percentage	.889 (8-9) by Alaina Coates at Kentucky, 2/2 .889 (8-9) by Alaina Coates vs. Saint Peter's, 11/22	.800 (8-10) by Mercedes Russell, Tennessee, 1/30
3-Point FG Made	6 by Kaela Davis vs. Minnesota, 12/11	4 Rebecca Greenwell, at Duke, 12/4
3-Point FG Attempts	10 by Kaela Davis vs. Minnesota, 12/11	11 by Kelsey Mitchell, at Ohio State, 11/14
3-Point FG Percentage	1.00 (4-4) by Kaela Davis vs. Saint Peter's, 11/22	.750 (3-4) by Dominique Dillingham, Mississippi State, 1/23 .750 (3-4) by Julie Brosseau, Maine, 11/21
Free Throws Made	14 by A'ja Wilson vs. Hampton, 11/20	12 by Jamie Nared, Tennessee, 1/30
Free Throw Attempts	16 by Kaela Davis at Ohio State, 11/14	15 by Jamie Nared, Tennessee, 1/30
FT Percentage	1.00 (14-14) by A'ja Wilson vs. Hampton, 11/20	1.000 (8-8) by Christa Reed, Vanderbilt, 2/16
Rebounds	19 by Alaina Coates at Arkansas, 2/5	22 by Monique Billings, UCLA, 12/18
Assists	7 by Bianca Cuevas-Moore, at Auburn, 1/5 7 by Allisha Gray, vs. Minnesota, 12/11	8 by Haley Clark, Georgia, 1/12
Steals	5 by A'ja Wilson vs. Vanderbilt, 2/16 5 by Allisha Gray at Savannah State, 12/21 5 by Bianca Cuevas-Moore vs. Saint Peter's, 11/22	5 by Leaonna Odom, at Duke, 12/4
Blocked Shots	5 by A'ja Wilson at Kentucky, 2/2	6 by Kelsey Lang, at Texas, 12/1
Turnovers	5 by Allisha Gray at LSU, 1/15 5 by Allisha Gray at Auburn, 1/5 5 by Kaela Davis at Texas, 12/2 5 by A'ja Wilson vs. Louisville, 11/27 5 by Kaela Davis at Ohio State, 11/14 5 by Mikiah Herbert Harrigan at Ohio State, 11/14	6 by Kenyata Hendrix, at Savannah State, 12/21 6 by Lexie Brown, at Duke, 12/4 6 by Stephanie Mavunga, at Ohio State, 11/14

2016-17 Individual Superlatives - SEC Games Only

Category	South Carolina	Opponent
Points in Game	26 by A'ja Wilson vs. Mississippi State, 1/23	24 by Chloe Jackson, at LSU, 1/15
Points in a Half	21 (2nd) by Kaela Davis at Auburn, 1/5	17 (2nd) by Jamie Nared, Tennessee, 1/30
Points in a Quarter	19 (1st) by Kaela Davis at Auburn, 1/5	12 (4th) by Makayla Epps, at Kentucky, 2/2
Field Goals Made	10 by A'ja Wilson vs. Mississippi State, 1/23	10 by Chloe Jackson, at LSU, 1/15
Field Goal Attempts	18 by Kaela Davis at Auburn, 1/5	22 by Makalya Epps, at Kentucky, 2/2
FG Percentage	.889 (8-9) by Alaina Coates at Kentucky, 2/2	.800 (8-10) by Mercedes Russell, Tennessee, 1/30
3-Point FG Made	5 by Bianca Cuevas-Moore at Auburn, 1/5 5 by Kaela Davis at Auburn, 1/5	3 by Aaliyah Wilson, at Arkansas, 2/5 3 by Dominique Dillingham, Mississippi State, 1/23 3 by Mackenzie Engram, Georgia, 1/12
3-Point FG Attempts	9 by Kaela Davis at Auburn, 1/5	7 by Aaliyah Wilson, at Arkansas, 2/5 7 by Mackenzie Cann, at Kentucky, 2/2 7 by Maci Morris, at Kentucky, 2/2 7 by Victoria Vivians, Mississippi State, 1/23
3-Point FG Percentage	.833 (5-6) by Bianca Cuevas-Moore at Auburn, 1/5	.750 (3-4) by Dominique Dillingham, Mississippi State, 1/23
Free Throws Made	9 by A'ja Wilson at Georgia, 1/26	12 by Jamie Nared, Tennessee, 1/30
Free Throw Attempts	14 by A'ja Wilson at Georgia, 1/26	15 by Jamie Nared, Tennessee, 1/30
FT Percentage	1.000 (5-5) by Allisha Gray, at LSU, 1/15	1.000 (8-8) by Christa Reed, Vanderbilt, 2/16
Rebounds	19 by Alaina Coates at Arkansas, 2/5	12 by Marqu'es Webb, Vanderbilt, 2/16
Assists	7 by Bianca Cuevas-Moore at Auburn, 1/5	8 by Haley Clark, Georgia, 1/12
Steals	5 by A'ja Wilson vs. Vanderbilt, 2/16	3 by Jamie Nared, Tennessee, 1/30 3 by Mackenzie Engram, at Georgia, 1/26 3 by Morgan William, Mississippi State, 1/23 3 by Delicia Washington, at Florida, 1/8
Blocked Shots	5 by A'ja Wilson at Kentucky, 2/2	3 by Caliya Robinson, at Georgia, 1/26
Turnovers	5 by Mikiah Herbert Harrigan vs. Auburn, 2/9 5 by Allisha Gray at LSU, 1/15 5 by Allisha Gray at Auburn, 1/5	5 by Alexis Hyder, at LSU, 1/15 5 by Delicia Washington, at Florida, 1/8 5 by Ronni Williams, at Florida, 1/8 5 by Jordan Lewis, Alabama, 1/1

Gamecock Career Highs

Araion Bradshaw

Pts 3, 4x, last at Georgia, 1/26/17
FG 1, 5x, last at Georgia, 1/26/17
FGA 4 at Savannah State, 12/21/16
FG % .333 (1-3) vs. Minnesota, 12/11/16
3FG 1, 4x, last at Georgia, 1/26/17
3FGA 2, 3x, last at Georgia, 1/26/17
FT 2 vs. Ole Miss, 1/19/17
FTA 2, 3x, last vs. Vanderbilt, 2/16/17
FT % 1.000 (2-2) vs. Ole Miss, 1/19/17
Off Reb 1, 4x, last, at Arkansas, 2/5/17
Reb 3, 2x, last at Arkansas, 2/5/17
Stl 2 vs. Hampton, 11/20/16
Asst 2, 2x, last vs. Alabama, 1/1/17
Min 15, 2x, last at Savannah State, 12/21/16

Doniyah Cliney

Pts 10 vs. Florida, 2/11/16
FG 3, 3x, last vs. Minnesota, 12/11/16
FGA 6 vs. Ole Miss, 1/19/17
FG % .750 (3-4) vs. Kentucky, 2/4/16
3FG 1, 7x, at Georgia, 1/26/17
3FGA 2, 5x, last vs. Ole Miss, 1/19/17
FT 4 vs. UCLA, 12/18/16
FTA 6, 2x, last vs. UCLA, 12/18/16
FT % 1.000 (2-2), 2x, last at Georgia, 1/26/17
Reb 9 vs. Clemson, 12/15/16
Off Reb 4, 2x, last at Arkansas, 2/5/17
Stl 3, 2x, last at Arkansas, 2/5/17
Asst 6, 2x, last at Kentucky, 2/2/17
Min 30 vs. Minnesota, 12/11/16

Alaina Coates

Pts 29 vs. Winthrop, 12/13/15
FG 13 vs. Winthrop, 12/13/15
FGA 16, 2x, last vs. Hampton, 11/20/16
FG % 1.000 (7-7) vs. SC St, 12/22/13
FT 11 at San Diego St., 11/23/13
FTA 15 at San Diego St., 11/23/13
FT % 1.000 (10-10) vs. North Carolina, 3/27/15
Reb 19 at Arkansas, 2/5/17
Off Reb 8 vs. Auburn, 3/4/16
Def Reb 16 at Kentucky, 2/2/17
Blk 10 vs. Winthrop, 12/13/15
Stl 4, 2x, last vs. Louisville, 11/27/16
Asst 6 at Texas A&M, 1/31/16
Min 38 at Texas A&M, 1/31/16

Bianca Cuevas-Moore

Pts 25 vs. Georgia, 1/12/17
FG 10 vs. Georgia, 1/12/17
FGA 17 vs. Georgia, 1/12/17
FG % .833 (5-6) at Hampton, 12/17/14
3FG 5 at Auburn, 1/5/17
3FGA 7 at Duke, 12/4/16
3FG % .833 (5-6) at Auburn, 1/5/17
FT 9 at Ole Miss, 2/1/15
FTA 11 at Ole Miss, 2/1/15
FT % 1.000 (6-6) at Arkansas, 2/5/17
Reb 6, 2x, last at Georgia, 1/26/17
Off Reb 3 vs. Alabama, 1/29/15
Blk 2, 2x, last vs. UConn, 2/8/16
Stl 5, 2x, last vs. Saint Peter's, 11/22/16
Asst 7 at Auburn, 1/5/17
Min 36 vs. Georgia, 1/12/17

Kaela Davis

Pts 37 at Ohio State, 11/14/16
FG 10 at Ohio State, 11/14/16
FGA 21 at Ohio State, 11/14/16
FG % .714 (5-7) vs. Saint Peter's, 11/22/16
3FG 6 vs. Minnesota, 12/11/16
3FGA 10 vs. Minnesota, 12/11/16
3FG % 1.000 (4-4) vs. Saint Peter's, 11/22/16
FT 13 at Ohio State, 11/14/16
FTA 16 at Ohio State, 11/14/16
FT % 1.000 (4-4) at Texas, 12/1/16
Reb 10 at Ohio State, 11/14/16
Off Reb 3, 4x, last vs. Vanderbilt, 2/16/17
Stl 3, 3x, last at Kentucky, 2/2/17
Asst 5, 3x, last vs. Auburn, 2/9/17
Min 36 at Ohio State, 11/14/16

Tiffany Davis

Pts 11 vs. Ole Miss, 1/30/14
FG 3 vs. Savannah State, 12/28/13
FGA 6 vs. SC State, 12/22/13
FG % 1.000 (3-3) vs. Savannah State, 12/28/13
3FG 2, 3x, last vs. Ole Miss, 1/30/14
3FGA 5 vs. Winthrop, 12/20/13
3FG % 1.000 (2-2), 3x, last vs. Ole Miss, 1/30/14
FT 4 at Tennessee, 3/2/14
FTA 4 at Tennessee, 3/2/14
FT % 1.000 (4-4) at Tennessee, 3/2/14
Reb 6 at Arkansas, 1/2/14
Off Reb 2 vs. Arkansas, 1/2/14
Stl 5 vs. Elon, 11/9/12
Asst 3, 4x, last vs. SC State, 12/22/13
Min 30 at Arkansas, 1/2/14

Allisha Gray

Pts 24 at Ohio State, 11/14/16
FG 10 at Ohio State, 11/14/16
FGA 18 at Ohio State, 11/14/16
FG % .875 (7-8) at LSU, 1/15/17
3FG 4, 2x, last at Florida, 1/8/17
3FGA 10 vs. Minnesota, 12/11/16
3FG % 1.000 (2-2) at LSU, 1/15/17
FT 6 vs. Hampton, 11/20/16
FTA 8 vs. Mississippi State, 1/23/17
FT % 1.000 (5-5) at LSU, 1/15/17
Reb 8, 2x, last vs. Tennessee, 1/30/17
Off Reb 4 at Duke, 12/4/16
Blk 3 at LSU, 1/15/17
Stl 5 at Savannah State, 12/21/16
Asst 7 vs. Minnesota, 12/11/16
Min 38, 4x, last at UConn, 2/13/17

Tyasha Harris

Pts 11 vs. Georgia, 1/12/17
FG 5 at Savannah State, 12/21/16
FGA 11 at UConn, 2/13/17
FG % .600 (3-5), 3x, last vs. Alabama, 1/1/17
3FG 3, 2x, last vs. Georgia, 1/12/17
3FGA 8 at UConn, 2/13/17
3FG % .750 (3-4) vs. Minnesota, 12/11/16
FT 6 at Texas, 12/1/16
FTA 8 at Texas, 12/1/16
FT % .750 (6-8) at Texas, 12/1/16
Reb 5 at Savannah State, 12/21/16
Stl 4 vs. Georgia, 1/12/17
Asst 6, 4x, last vs. Tennessee, 1/30/17
Min 38 vs. Tennessee, 1/30/17

Mikiah Herbert Harrigan

Pts 13 vs. Maine, 11/21/16
FG 5, 2x, last vs. Vanderbilt, 2/16/17
FGA 11 vs. Saint Peter's, 11/22/16
FG % 1.000 (5-5) vs. Vanderbilt, 2/16/17
3FGA 2 vs. Saint Peter's, 11/22/16
FT 5 vs. Louisville, 11/27/16
FTA 5, 2x, last vs. Louisville, 11/27/16
FT % 1.000 (5-5) vs. Louisville, 11/27/16
Reb 8 vs. Maine, 11/21/16
Off Reb 4 vs. Hampton, 11/20/16
Def Reb 6 vs. Maine, 11/21/16
Blk 4 vs. Alabama, 1/1/17
Stl 2 vs. Saint Peter's, 11/22/16
Asst 2, 4x, vs. Minnesota, 12/11/16
Min 25, 2x, last vs. Georgia, 1/12/17

Victoria Patrick

Pts 4, 2x, last at Savannah State, 12/21/16
FG 1, 7x, last at Arkansas, 2/5/17
FGA 5 vs. Hampton, 11/20/16
3FG 1, 7x, last at Arkansas, 2/5/17
3FGA 4, 2x, last at Savannah State, 12/21/16
FT 1, 3x, last vs. Alabama, 1/1/17
FTA 3 at Savannah State, 12/21/16
Reb 2, 4x, last vs. Vanderbilt, 2/16/17
Off Reb 1, 3x, last vs. Vanderbilt, 2/16/17
Stl 2 vs. Saint Peter's, 11/22/16
Asst 2 at Savannah State, 12/21/16
Min 15, 2x, last at Savannah State, 12/21/16

A'ja Wilson

Pts 31 at Texas, 12/1/16
FG 12 at Texas, 12/1/16
FGA 19, 2x, last vs. Texas A&M, 1/17/16
FG % .875 (7-8) vs. Maine, 11/21/16
FT 14 vs. Hampton, 11/20/16
FTA 15 vs. LSU, 2/12/15
FT % 1.000 (14-14) vs. Hampton, 11/20/16
Reb 19 at Kentucky, 3/1/15
Off Reb 7 at Alabama, 2/22/16
Def Reb 14 at Kentucky, 3/1/15
Blk 8, 2x, last vs. Texas A&M, 1/17/16
Stl 5 vs. Vanderbilt, 2/16/17
Asst 5 vs. Louisville, 11/27/16
Min 39 at Texas A&M, 1/31/16

The Last Time...

Individual

Scored 50 Points

South Carolina 51, Jocelyn Penn vs. Stetson, 1/4/03
Opponent Never

Scored 40 Points

South Carolina 51, Jocelyn Penn vs. Stetson, 1/4/03
Opponent 46, Cornelia Gayden, LSU, 1/14/95

Scored 30 Points

South Carolina 31, A'ja Wilson at Texas, 12/1/16
Opponent 36, Kelsey Mitchell, Ohio State, 11/13/15

Grabbed 20 Rebounds

South Carolina 25, Kelsey Bone vs. Boston University, 12/28/09
Opponent 22, Monique Billings, UCLA, 12/18/16

Grabbed 15 Rebounds

South Carolina 15, Alaina Coates, at UConn, 2/13/17
Opponent 22, Monique Billings, UCLA, 12/18/16

Two Players with 20 or More Points

South Carolina Alaina Coates 20/A'ja Wilson 20 at Kentucky, 2/2/17
Opponent Jamie Nared 27/Diamond DeShields 21, Tennessee, 1/30/17

Two Players with 10 or More Rebounds

South Carolina Alaina Coates 13 / A'ja Wilson 11 at Georgia, 1/26/17
Opponent Breanna Stewart 10/Gabby Williams 10, UConn, 2/8/16

Had 10 Assists

South Carolina 10, Tina Roy vs. Savannah State, 12/14/14
Opponent 11, Marneshia Richard, Mississippi State, 1/21/07

Had Five Steals

South Carolina 5, A'ja Wilson vs. Vanderbilt, 2/16/17
Opponent 5, Leaonna Odom, at Duke, 12/4/16

Had Five Blocked Shots

South Carolina 5, A'ja Wilson at Kentucky, 2/2/17
Opponent 6, Kelsey Lang, at Texas, 12/1/16

Had a Double-Double

South Carolina Alaina Coates (10 pts/15 rebs) at UConn, 2/13/17
Opponent Gabby Williams (26 pts/14 rebs), at UConn, 2/13/17

Two Players had a Double-Double

South Carolina Alaina Coates (14 pts/13 rebs)/A'ja Wilson (23 pts/13 rebs) at Florida, 1/8/17
Opponent Sheila Boykin (12 pts/12 rebs)/Danielle Ballard (16 pts/12 rebs), LSU, 2/12/15

Three Players had a Double-Double

South Carolina Ashley Bruner (16 pts/12 rebs)/Aleighsa Welch (16 pts/ 11 rebs)/Elem Ibiem (12 pts/10 rebs) vs. Kansas, 3/25/13
Opponent Merlakia Jones (26 pts/10 rebs)/Takilya Davis (19 pts/13 rebs)/DeLisha Milton (14 pts/15 rebs), at Florida, 2/20/94

Had a Triple-Double

South Carolina Alaina Coates (29 pts/16 rebs/10 blks) vs. Winthrop, 12/13/15
Opponent Never

Team

Scored 100 Points

South Carolina 102 at Alabama, 1/8/15
Opponent 103, Clemson, 11/21/03

Won by 30 or More Points

South Carolina 82-51 (31) vs. Vanderbilt, 2/16/17
Opponent 66-34 (32), Georgia, 3/4/11

Shot 65% or Better from the Field

South Carolina .652 (45-69) vs. East Tennessee State, 12/19/00
Opponent Never

Shot 60% or Better from the Field

South Carolina .612 (30-49) vs. Florida State, 3/29/15
Opponent .604 (29-48), Vanderbilt, 1/18/01

Shot 50% or Better from the Field

South Carolina .568 (25-44) vs. Auburn, 2/9/17
Opponent .500 (30-60) at Duke, 12/4/16

No Players in Double-Figure Points

South Carolina at Auburn, 1/19/12
Opponent Arkansas, 1/3/16

Five Players in Double-Figure Points

South Carolina vs. Vanderbilt, 2/16/17
Opponent Arkansas, 2/14/10

More Than Five Players in Double-Figure Points

South Carolina 6 vs. Syracuse, 3/22/15
Opponent 6 at Georgia, 2/13/03

Faced AP Top-25 Opponent

Win 66-57 vs. No. 9 UCLA, 12/18/16
Loss 72-80 vs. No. 14 Syracuse, 3/25/16

Faced AP Top-10 Opponent

Win 66-57 vs. No. 9 UCLA, 12/18/16
Loss 87-62 at No. 2 UConn, 2/9/15

Faced AP Top-5 Opponent

Win 64-61 vs. No. 4 Mississippi State, 1/23/17
Loss 87-62 at No. 2 UConn, 2/9/15

Faced AP No. 1 Team

Win Never
Loss 55-66 at No. 1 UConn, 2/13/17

Overtime Game

Win 58-55 vs. Drexel, 11/28/12
Loss 65-57 at Texas A&M, 1/16/14

Double-Overtime Game

Win 92-91 at Florida State, 2/4/91
Loss 92-94 at Clemson, 11/19/09

South Carolina Was Ranked (AP Poll)

No. 1 2/9/15
Top 5 No. 4, 1/30/17
Top 10 No. 6, 2/13/17
Top 25 No. 13, 12/30/13

South Carolina Single-Quarter Records

Italics indicates set in 2016-17

TEAM

Scoring

Most	Points
1. vs. Saint Peter's, 11/22/16, 1st qtr.	37
2. vs. Arkansas, 1/3/16, 2nd qtr.	35
3. vs. Minnesota, 12/11/16, 2nd qtr.	33
4. vs. Hampton, 11/20/16, 2nd qtr.	32
5. vs. Kentucky, 3/5/16, 4th qtr.	30
vs. Ohio State, 11/13/15, 1st qtr.	30

Fewest	Points
1. at Mississippi State, 1/24/16, 1st qtr.	7
2. vs. Saint Peter's, 11/22/16, 4th qtr.	8
vs. UConn, 2/8/16, 3rd qtr.	8
vs. UConn, 2/8/16, 1st qtr.	8
at Texas A&M, 1/31/16, 2nd qtr.	8
at Tennessee, 2/15/16, 1st qtr.	8
at Kentucky, 1/14/16, 1st qtr.	8

Fewest Allowed	Points
1. vs. Saint Peter's, 11/22/16, 4th qtr.	4
vs. Hampton, 11/20/16, 4th qtr.	4
vs. Georgia, 2/18/16, 2nd qtr.	4
4. vs. Maine, 11/21/16, 1st qtr.	5
vs. Auburn, 3/4/16, 2nd qtr.	5
at Ole Miss, 2/25/16, 2nd qtr.	5
at Auburn, 1/21/16, 2nd qtr.	5
vs. Missouri, 1/10/16, 1st qtr.	5

Most Allowed	Points
1. vs. Syracuse, 3/25/16, 4th qtr.	30
2. vs. Ohio State, 11/13/15, 1st qtr.	26
3. vs. Tennessee, 1/30/17, 4th qtr.	24
vs. Georgia, 2/18/16, 4th qtr.	24
vs. Missouri, 1/10/16, 4th qtr.	24

Margin of Difference

Lead	Score	Margin
1. vs. Arkansas, 1/3/16, 2nd qtr.	35-9	+26
2. vs. Saint Peter's, 11/22/16, 1st qtr.	37-12	+25
3. at Auburn, 1/5/17, 1st qtr.	29-6	+23
4. vs. Arkansas, 1/3/16, 3rd qtr.	29-7	+22
5. vs. Winthrop, 12/13/15, 1st qtr.	26-7	+19
at Clemson, 11/18/15, 3rd qtr.	27-8	+19

Deficit	Score	Margin
1. vs. Syracuse, 3/25/16, 4th qtr.	16-30	-14
2. vs. UConn, 2/8/16, 3rd qtr.	8-19	-11
at Texas A&M, 1/31/16, 2nd qtr.	8-19	-11
4. vs. Georgia, 1/12/17, 2nd qtr.	10-20	-10
5. vs. Tennessee, 1/30/17, 2nd qtr.	10-19	-9
vs. UConn, 2/8/16, 1st qtr.	8-17	-9

Field Goals

Made	FGM
1. vs. Saint Peter's, 11/22/16, 1st qtr.	15
2. vs. Arkansas, 1/3/16, 2nd qtr.	14
3. vs. Minnesota, 12/11/16, 3rd qtr.	12
vs. Minnesota, 12/11/16, 2nd qtr.	12
vs. Ohio State, 11/13/15, 4th qtr.	12
vs. UNCG, 11/15/15, 3rd qtr.	12

Attempts	FGA
1. at Auburn, 1/5/17, 1st qtr.	22
2. vs. Vanderbilt, 2/16/17, 1st qtr.	21
vs. Tennessee, 1/30/17, 1st	21
vs. Minnesota, 12/11/16, 1st qtr.	21
vs. Saint Peter's, 11/22/16, 1st qtr.	21
vs. Kentucky, 3/5/16, 1st qtr.	21
vs. Ole Miss, 1/28/16, 1st qtr.	21
vs. Ohio State, 11/13/15, 4th qtr.	21

Highest Percentage	FGM-A	Pct
1. vs. Kentucky, 3/5/16, 4th qtr.	11-13	.846
2. vs. Hampton, 12/16/15, 3rd qtr.	8-10	.800
3. vs. LSU, 2/28/16, 2nd qtr.	7-9	.778
4. at Clemson, 11/18/15, 3rd qtr.	9-12	.750
5. vs. Arkansas, 1/3/16, 2nd qtr.	14-19	.737

Lowest Percentage	FGM-A	Pct
1. vs. Georgia, 1/12/17, 2nd qtr.	1-12	.083
2. vs. UCLA, 12/18/16, 1st qtr.	2-15	.133
3. vs. UConn, 2/8/16, 3rd qtr.	3-17	.176
4. vs. Georgia, 2/18/16, 1st qtr.	2-11	.182
at Mississippi State, 1/24/16, 1st qtr.	2-11	.182

Lowest %age Allowed	FGM-A	Pct
1. vs. Vanderbilt, 2/16/17, 4th qtr.	1-16	.063
2. at Florida, 1/8/17, 2nd qtr.	1-14	.071
3. at Auburn, 1/5/17, 4th qtr.	1-12	.083
4. at Ole Miss, 2/25/16, 2nd qtr.	2-18	.111
vs. Missouri, 1/0/16, 1st qtr.	2-18	.111

Highest %age Allowed	FGM-A	Pct
1. at LSU, 1/15/17, 2nd qtr.	9-12	.750
2. vs. Tennessee, 1/30/17, 4th qtr.	9-13	.692
vs. Mississippi St., 1/23/17, 2nd qtr.	9-13	.692
4. at Vanderbilt, 1/7/16, 2nd qtr.	8-13	.615
5. vs. Georgia, 1/12/17, 4th qtr.	9-15	.600
vs. Elon, 12/22/15, 3rd qtr.	6-10	.600
vs. Ole Miss, 1/28/16, 4th qtr.	9-15	.600

Rebounding

Total	Rebs
1. at Ohio state, 11/14/16, 1st qtr.	20
2. vs. Clemson, 12/15/16, 2nd qtr.	18
vs. Kansas State, 3/20/16, 3rd qtr.	18
at Alabama, 2/22/16, 4th qtr.	18
5. at Florida, 1/18/17, 2nd qtr.	17
vs. Clemson, 12/15/16, 4th qtr.	17
vs. Louisville, 11/27/16, 3rd qtr.	17
vs. Hampton, 11/20/16, 4th qtr.	17
vs. Ohio State, 11/13/15, 3rd qtr.	17

Margin	Rebs Margin	
1. at Alabama, 2/22/16, 4th qtr.	18-3	+15
2. vs. Clemson, 12/15/16, 2nd qtr.	18-4	+14
3. vs. Saint Peter's, 11/22/16, 1st qtr.	16-3	+13
vs. Hampton, 12/16/15, 4th qtr.	15-2	+13
5. at Ohio State, 11/14/16, 1st qtr.	20-9	+11
vs. Kansas State, 3/20/16, 3rd qtr.	18-7	+11
vs. Hampton, 12/16/15, 2nd qtr.	16-5	+11

INDIVIDUAL

Scoring

Most	Points
1. Kaela Davis at Auburn, 1/5/17, 1st qtr.	19
2. Tina Roy vs. Arkansas, 1/3/16, 3rd qtr.	15
3. Kaela Davis vs. Minnesota, 12/11/16, 2nd qtr.	14
Tina Roy vs. Syracuse, 3/25/16, 2nd qtr.	14
5. Allisha Gray vs. Mississippi St., 1/23/17, 3rd qtr.	12
Alaina Coates vs. Hampton, 11/20/16, 2nd qtr.	12
Alaina Coates vs. Kentucky, 2/4/16, 4th qtr.	12
A'ja Wilson, vs. Duke, 12/6/15, 3rd qtr.	12
A'ja Wilson vs. Ohio State, 11/13/15, 4th qtr.	12

Rebounding

Most	Rebs
1. Alaina Coates at Arkansas, 2/5/17, 1st qtr.	9
Alaina Coates at Georgia, 1/26/17, 2nd qtr.	9
3. Alaina Coates vs. Georgia, 1/12/17, 1st qtr.	8
A'ja Wilson at Florida, 1/8/17, 2nd qtr.	8
A'ja Wilson vs. UCLA, 12/18/16, 4th qtr.	8
Alaina Coates vs. Louisville, 11/27/16, 3rd qtr.	8
Alaina Coates vs. Hampton, 11/20/16, 3rd qtr.	8
Alaina Coates vs. Ole Miss, 1/28/16, 2nd qtr.	8

Staley Era Team Records

Italics indicates set in 2016-17

Scoring

Most		
	Points	
1. vs. Savannah State, 12/14/14	111	
2. at Alabama, 1/8/15	102	
3. vs. Clemson, 11/20/14	99	
vs. Ole Miss, 1/30/14	99	
vs. Charleston Southern, 11/9/13	99	
Fewest		
	Points	
1. at Stanford, 11/26/10	32	
2. vs. Georgia, 3/4/11	34	
3. vs. Mississippi State, 3/5/09	39	
4. at Georgia, 1/13/13	40	
5. at Mississippi State, 2/26/09	41	
Fewest Allowed		
	Points	
1. vs. South Carolina State, 12/14/11	21	
2. vs. Presbyterian, 11/27/11	24	
3. vs. NC Central, 12/1/14	26	
vs. SC State, 12/22/13	26	
5. vs. NC Central, 12/2/13	27	
Most Allowed		
	Points	
1. at Clemson, 11/19/09	94	
2. vs. North Carolina, 12/20/09	93	
3. at Connecticut, 2/9/15	87	
4. vs. Xavier, 11/12/10	84	
5. at Tennessee, 2/17/11	82	
at Florida, 2/22/09	82	
Margin of Outcome		
Victory	Score	Margin
1. vs. Charleston Southern, 11/8/13	99-29	+70
2. vs. NC Central, 12/1/14	90-26	+64
3. vs. Savannah State, 12/14/14	111-49	+62
4. vs. Clemson, 11/20/14	99-41	+58
5. vs. <i>Saint Peter's</i> , 11/22/16	93-38	+55
Defeat	Score	Margin
1. at Stanford, 11/26/10	32-70	-38
2. vs. Georgia, 3/4/11	34-66	-32
3. vs. Stanford, 12/19/08	47-78	-31
4. at Penn State, 11/21/10	48-78	-30
5. vs. Connecticut, 12/28/08	48-77	-29
Field Goals		
Made	FGM	
1. vs. Charleston Southern, 11/8/13	39	
2. vs. <i>Minnesota</i> , 12/11/16	38	
vs. Savannah State, 12/14/14	38	
vs. Clemson, 11/20/14	38	
5. vs. <i>Saint Peter's</i> , 11/22/16	37	
vs. Kentucky, 3/5/16	37	
at Alabama, 1/8/15	37	
vs. Central Michigan, 12/20/14	37	
Attempts	FGA	
1. vs. Penn State, 11/20/11	76	
2. at Clemson, 11/19/09	74	
3. vs. Tennessee, 1/20/11	73	
4. vs. <i>Minnesota</i> , 12/11/16	72	
vs. Central Michigan, 12/20/14	72	
vs. Clemson, 11/20/14	72	
vs. Kansas, 3/25/13	72	
Highest Percentage (Min. 40 FGA)	FGM-A	Pct
1. vs. Savannah State, 3/20/15	34-53	.642
2. at Alabama, 1/8/15	37-58	.638
3. vs. Florida State, 3/29/15	30-49	.612
4. vs. Charleston Southern, 11/14/13	39-64	.609
5. vs. Ole Miss, 1/30/14	31-51	.608

Lowest Percentage (Min. 40 FGA)	FGM-A	Pct
1. at Stanford, 11/26/10	12-55	.218
2. vs. Georgia, 3/4/11	12-52	.231
3. at Florida, 1/20/13	15-64	.234
4. at Kentucky, 2/5/09	13-55	.236
5. at Georgia, 1/2/11	13-54	.241
Lowest %age Allowed (Min. 40 FGA)	FGM-A	Pct
1. vs. South Carolina State, 12/14/11	6-48	.125
2. vs. NC Central, 12/2/13	8-50	.160
3. vs. Charleston Southern, 11/8/13	10-54	.185
4. vs. Arkansas, 3/6/15	11-57	.193
vs. Hampton, 11/22/12	11-57	.193
Highest %age Allowed (Min. 40 FGA)	FGM-A	Pct
1. vs. Connecticut, 12/28/08	35-62	.565
vs. Florida, 1/9/11	26-46	.565
3. vs. Xavier, 11/12/10	34-61	.557
4. at Connecticut, 2/9/15	31-56	.554
5. at Kentucky, 1/13/11	30-55	.545
3-Point Field Goals		
Made	3FGM	
1. vs. <i>Minnesota</i> , 12/11/16	16	
2. at <i>Auburn</i> , 1/5/17	14	
3. vs. Kentucky, 3/5/16	12	
4. vs. Arkansas, 1/3/16	11	
at Alabama, 1/8/15	11	
Attempts	3FGA	
1. vs. <i>Minnesota</i> , 12/11/16	33	
2. vs. Syracuse, 3/25/16	32	
3. vs. Penn State, 11/20/11	29	
4. at <i>Auburn</i> , 1/5/17	28	
vs. College of Charleston, 11/14/13	28	
vs. North Carolina, 12/19/10	28	
Percentage (Min. 5 3FGA)	3FGM-A	Pct
1. vs. Oregon State, 3/25/14	4-6	.667
vs. Ole Miss, 1/30/14	4-6	.667
vs. Savannah State, 12/28/13	4-6	.667
vs. Western Carolina, 12/29/12	6-9	.667
at Alabama, 1/10/10	8-12	.667
vs. Charlotte, 12/21/08	8-12	.667
Free Throws		
Made	FTM	
1. vs. Savannah State, 12/14/14	34	
vs. Oregon State, 3/25/14	34	
3. vs. Missouri, 1/10/16	32	
vs. Ole Miss, 1/30/14	32	
at Mississippi State, 1/6/12	32	
Attempts	FTA	
1. at Mississippi State, 1/6/13	50	
2. vs. Savannah State, 12/28/13	48	
3. vs. Savannah State, 12/14/14	47	
4. vs. Missouri, 2/2/14	46	
5. vs. Seton Hall, 11/17/13	44	
vs. South Carolina State, 12/21/12	44	
Percentage (Min. 10 FTA)	FTM-A	Pct
1. vs. Alabama, 1/19/14	10-11	.909
2. at <i>Arkansas</i> , 2/5/17	18-20	.900
3. vs. Auburn, 1/2/09	23-26	.885
4. at UCLA, 11/22/15	14-16	.875
vs. San Diego State, 11/28/09	14-16	.875

Rebounding		
Total		Rebs
1. vs. College of Charleston, 11/14/13		62
2. at Florida, 1/20/13		59
3. at Alabama, 2/22/16		58
4. vs. Hampton, 11/22/12		57
5. vs. Savannah State, 12/14/14		56
Margin		Rebs Margin
1. vs. Savannah State, 12/14/14	56-21	+35
2. vs. Hampton, 12/16/15	52-19	+33
3. at Alabama, 2/7/13	53-24	+29
4. at Alabama, 2/22/16	58-31	+28
vs. Hampton, 12/17/14	48-21	+27
Offensive		
		Off. Rebs
1. vs. Elon, 11/9/12		29
2. vs. College of Charleston, 11/23/11		27
3. vs. Kansas, 3/25/13		26
at Florida, 1/20/13		26
5. vs. Savannah State, 11/15/12		25
vs. Penn State, 11/20/11		25
at Penn State, 11/21/10		25
Turnovers		
Fewest		TOs
1. at Tennessee, 2/2/12		4
2. vs. <i>Vanderbilt</i> , 2/16/17		5
vs. CSU Bakersfield, 11/28/15		5
at Clemson, 11/18/15		5
vs. Syracuse, 11/28/14		5
vs. Tennessee, 2/23/15		5
at Missouri, 2/28/13		5
vs. Georgia, 3/2/12		5
vs. Ole Miss, 3/3/11		5
Most		TOs
1. at Wake Forest, 12/3/08		32
2. at Ole Miss, 2/25/16		29
vs. Hampton, 11/22/12		29
vs. Kentucky, 1/15/12		29
4. at Kentucky, 1/13/11		28
Assists		
1. vs. <i>Minnesota</i> , 12/11/16		29
2. vs. NC Central, 12/1/14		26
3. vs. Winthrop, 12/13/15		25
vs. UNCG, 11/15/15		25
vs. San Diego State, 11/23/14		25
vs. Clemson, 11/20/14		25
vs. Alabama, 1/19/14		25
vs. Charleston Southern, 11/8/13		25
Steals		
1. vs. NC Central, 12/1/14		21
vs. Furman, 12/11/11		21
3. vs. San Diego State, 11/23/14		18
4. vs. <i>Saint Peter's</i> , 11/22/16		17
vs. Charleston Southern, 11/8/13		17
Blocked Shots		
1. vs. Winthrop, 12/13/15		16
2. vs. Arkansas, 3/6/15		15
3. at Mississippi State, 2/6/14		14
vs. Kentucky, 1/9/14		14
5. at Kentucky, 3/1/15		12
vs. Charleston Southern, 11/8/13		12



Dawn Staley

Head Coach

9th Season at South Carolina

Virginia, 1992

When three-time Olympic gold medalist Dawn Staley took the reins of the University of South Carolina women's basketball program on May 10, 2008, the Gamecocks' stature immediately rose not just in the Southeastern Conference but on the national stage as well. Building on a foundation of hard work, defensive effort and a "team first" mentality, South Carolina began to realize those expectations in 2011-12, and the program has continued to thrive as one of seven in the nation to be ranked in every Associated Press Top 25 poll since the start of the 2013-14 season. The Gamecocks boast five straight 25-win seasons, which include three SEC regular-season championships (2014, 2015, 2016), two SEC Tournament titles (2015, 2016), an NCAA Final Four appearance (2015) and three other Sweet 16 seasons (2012, 2014, 2016), the program's first ever No. 1 national ranking and a school-record 34 wins in 2014-15. Staley's success has united every demographic in the state of South Carolina as the Gamecocks' fan base tripled over a span of three seasons, and twice led the nation in home attendance (2014-15, 2015-16).

While her coaching career is blossoming, Staley is still recognized for her body of work as a one of the most decorated participants in United States women's basketball history. The Naismith Memorial Basketball Hall of Fame solidified her legacy with her enshrinement as part of the Class of 2013. The Phoenix Club of Philadelphia established the Dawn Staley Award recognizing the nation's top guard in women's Division I basketball in 2013 as well. Staley was inducted into the Women's Basketball Hall of Fame as part of the Class of 2012 and was one of the final nominees for induction to the U.S. Olympic Hall of Fame the same year. In the summer of 2011, the WNBA recognized her as one of the league's "Top 15," honoring the most influential players in the league's history.

Now in her 17th season as a head coach, Staley has amassed a 382-159 (.706) record, including her 2010-79 (.727) slate in her ninth season at South Carolina. She has led her teams to seven 25-win seasons, a total of 13 postseason appearances (two WNIT) and 66 weeks in the Associated Press top 10, including 12 in the No. 1 spot. Also a force in USA Basketball, she has been the head coach of three gold medal teams – 2015 FIBA U19 World Championships, 2014 FIBA U18 Americas Championship, 2007 Pan Am Games – and served as an assistant on the Senior National Team 2006-08 and again from 2014 to present, helping the team to gold medals in the 2014 FIBA World Championship and the 2008 and 2016 Olympic Games.

In her ninth season at the helm of the Gamecocks, Staley has been named National Coach of the Year (2014, Basketball Times), a Naismith National Coach of the Year Finalist (2014, 2015, 2016), SEC Coach of the Year (2014, Coaches and AP; 2015, Coaches; 2016, Coaches and AP) and BCA Female Coach of the Year (2012). She became the fastest coach to 200 wins in program history, needing just 277 games at South Carolina to reach the plateau.

Under Staley's leadership, four Gamecocks have collected eight All-America selections, two have picked up three SEC Player of the Year honors, two have earned SEC Defensive Player of the Year recognition, one has been the SEC 6th Player of the Year and three were named SEC Freshman of the Year. She has coached 10 Gamecocks who earned All-SEC honors a combined 19 times, including nine first-team selections, and two Gamecocks have been selected in the WNBA Draft in the last two seasons, including 2016 selection Tiffany Mitchell who became the third first-round selection for South Carolina and went on to earn WNBA All-Rookie Team honors.

Coaching Highlights

College

- 11 NCAA Tournament Appearances (5 at South Carolina)
- 12 20-Win Seasons (6 at South Carolina)
- 4 Regular-Season Conference Titles (SEC 2014, 2015, 2016; A-10 2008)
- 6 Conference Tournament Titles (SEC 2015, 2016; A-10 2002, 2004, 2005, 2006)
- 3-time Naismith National Coach of the Year Finalist (2014, 2015, 2016)
- Basketball Times National Coach of the Year (2014)
- 4-time WBCA Region Coach of the Year (Region 3 2014, 2015, 2016; Region 1 2005)
- Five-time Conference Coach of the Year (SEC 2014, 2015, 2016; A-10 2004, 2005)

USA Basketball

- Senior National Team Asst. Coach (2006-08, 2014-16) – Rio Olympics gold medal (2016), FIBA World Championship gold medal (2014), Beijing Olympics gold medal (2008), FIBA Americas Championship gold medal (2007), FIBA World Championship bronze medal (2006)
- U19 National Team Head Coach – FIBA U19 World Championship gold medal (2015)
- U18 National Team Head Coach – FIBA U18 Americas Championship gold medal (2014)
- Pan Am Games Head Coach – Gold medal (2007)

Playing Highlights

U.S. Professional – 11 seasons

- Five-time WNBA All-Star (2001, 2002, 2003, 2005, 2006)
- Two-time ABL All-Star (1997, 1998)
- WNBA All-Decade Team

USA Basketball

- Olympic gold medalist (1996, 2000, 2004)
- Flag bearer for U.S. in Olympic Games Opening Ceremony (2004)
- Two-time USA Basketball Female Athlete of the Year (1994, 2004)

College – Virginia (1989-92)

- Kodak All-America (1990, 1991, 1992)
- Honda-Broderick Cup Award for Collegiate Female Athlete of the Year (1991)
- Two-time ACC Player of the Year (1991, 1992)
- NCAA Tournament MOP (1991)

Other Notables

- Naismith Memorial Basketball Hall of Fame, Class of 2013
- Order of the Palmetto Recipient (2013)
- Women's Basketball Hall of Fame, Class of 2012

Year-by-Year Coaching Record

Year	School	Record	Conf. Rec.	Conf. Finish	Postseason
2000-01	Temple	19-11	11-5	2nd East	WNIT
2001-02	Temple	20-11	12-4	2nd East	A-10 Tourn. Champ./NCAA 1st Round
2002-03	Temple	14-15	9-7	2nd East	
2003-04	Temple	21-10	14-2	1st East	A-10 Tourn. Champ./NCAA 1st Round
2004-05	Temple	28-4	16-0	1st East*	A-10 Tourn. Champ./NCAA 2nd Round
2005-06	Temple	24-8	12-4	3rd	A-10 Tourn. Champ./NCAA 1st Round
2006-07	Temple	25-8	13-1	2nd	NCAA 2nd Round
2007-08	Temple	21-13	12-2	T-1st	NCAA 1st Round
2008-09	South Carolina	10-18	2-12	11th	
2009-10	South Carolina	14-15	7-9	T-7th	
2010-11	South Carolina	18-15	8-8	T-5th	WNIT 2nd Round
2011-12	South Carolina	25-10	10-6	T-4th	NCAA Sweet 16
2012-13	South Carolina	25-8	11-5	T-4th	NCAA 2nd Round
2013-14	South Carolina	29-5	14-2	1st	NCAA Sweet 16
2014-15	South Carolina	34-3	15-1	T-1st	SEC Tourn. Champ./NCAA Final Four
2015-16	South Carolina	33-2	16-0	1st	SEC Tourn. Champ./NCAA Sweet 16
2016-17	South Carolina	21-3	11-1		
Career	17th season	382-159	194-69		
At SC	9th season	210-79	95-44		



ARAION BRADSHAW

#12

5-6 • Fr. • G • Boston, Mass. • Tabor Academy
Major: Civil Engineering

This Season's Highlights

- Played in 18 games, including 10 SEC contests
- Grabbed career-high three rebounds at Arkansas (Feb. 5), all in six fourth-quarter minutes
- Started the second half at Georgia (Jan. 26), connecting on a 3-pointer to open the Gamecocks' scoring in the third quarter and stretch the lead to nine
- Matched her season high with 15 minutes at Savannah State (Dec. 21)

Prior to South Carolina

- Ranked as the No. 32 recruit overall and No. 10 guard in the Class of 2016
- Helped high school to back-to-back finals in the NEPSAC Class A Tournament
- Earned NEPSAC Class A East All-Star honors as a senior

Career Highs

Pts 3, 4x, last at Georgia, 1/26/17
Rebs 3, 2x, last at Arkansas, 2/5/17
3FGs 1, 3x, last at Georgia, 1/26/17
Stls 2 vs. Hampton, 11/20/16
Assts 2, 2x, last vs. Alabama, 1/1/17
Min. 15, 2x, last at Savannah St., 12/21/16

SEC Career Highs

Pts 3, 2x, last at Georgia, 1/26/17
Rebs 3, 2x, last at Arkansas, 2/5/17
3FGs 1, 2x, last at Georgia, 1/26/17
Stls 1 vs. Ole Miss, 1/19/17
Assts 2 vs. Alabama, 1/1/17
Min. 10 vs. Auburn, 2/9/17

2016-17 Game-by-Game Stats

Opponent	Date	GS	MIN	FG-A	3FG-A	FT-A	Reb	A	TO	B	S	TP
at Ohio State	11/14	1	0-0	0-0	0-0	0	0	0	0	0	0	0
Hampton	11/20	10	0-0	0-0	0-0	1	1	0	0	2	0	0
Maine	11/21	9	0-1	0-0	0-0	0	1	1	0	0	0	0
Saint Peter's	11/22	15	1-1	1-1	0-0	0	1	1	0	0	3	
vs. Louisville	11/27	4	0-1	0-0	0-0	0	0	0	0	0	0	0
at Texas	12/1					— DNP —						
at Duke	12/4					— DNP —						
Minnesota	12/11	12	1-3	1-2	0-0	2	2	2	0	1	3	
Clemson	12/15	9	0-0	0-0	0-0	1	1	0	0	0	0	0
UCLA	12/18					— DNP —						
at Sav. State	12/21	15	1-4	0-2	0-0	1	1	0	0	1	2	
Alabama	1/1	6	0-2	0-1	1-2	3	2	1	0	0	1	
at Auburn	1/5					— DNP (injury) —						
at Florida	1/8	3	0-0	0-0	0-0	0	0	0	0	0	0	0
Georgia	1/12					— DNP —						
at LSU	1/15	4	1-1	1-1	0-0	1	0	2	0	0	3	
Ole Miss	1/19	2	0-0	0-0	2-2	0	0	0	0	1	2	
Miss. State	1/23					— DNP —						
at Georgia	1/26	7	1-2	1-2	0-0	0	1	0	0	0	3	
Tennessee	1/30	2	0-0	0-0	0-0	0	0	0	0	0	0	0
at Kentucky	2/2	3	0-0	0-0	0-0	0	0	1	0	0	0	0
at Arkansas	2/5	7	0-2	0-0	0-0	3	1	1	0	0	0	0
Auburn	2/9	10	0-2	0-1	0-0	1	0	0	0	0	0	0
at UConn	2/13					— DNP —						
Vanderbilt	2/16	6	0-0	0-0	1-2	0	1	0	0	0	1	

Career Stats at South Carolina

Year	GP	GS	Min	Avg	FG	FGA	Pct	3FG	FGA	Pct	FT	FTA	Pct	Off	Def	Tot	Avg	PF	FO	A	TO	Blk	Stl	Pts	Avg
2016-17	18	0	125	6.9	5	19	.263	4	10	.400	4	6	.667	4	9	13	0.7	14	0	12	9	0	5	18	1.0



DONIYAH CLINEY

#4

6-0 • So. • G • Newark, N.J. • Shabazz
Major: Sociology

This Season's Highlights

- Played in every game with one start
- Led team in rebounding twice – Saint Peter's, at Savannah St.
- Active on offensive glass at Arkansas (Feb. 5), grabbing four of her five on the offensive end – second-most on the team
- Facilitated the offense at #25/- Kentucky (Feb. 2) with a game-high six assists, the first of which led to a layup that sparked game-changing 22-4 run to close the first half
- Hit a 3-pointer to give Gamecocks first lead at Georgia (Jan. 26) and closed game with four of last five points
- Picked up two of her three steals in final minute of the first quarter at LSU (Jan. 15) to help Gamecocks to nine-point lead
- Dished out three of her career-best six assists at Auburn (Jan. 5) in the fourth quarter
- Slowed down #9/9 UCLA's backcourt attack (Dec. 18) and netted the final four points of the second quarter to even the score and give the Gamecocks momentum heading into halftime
- Made an impact on the glass against Clemson (Dec. 15), grabbing a career-best nine boards, including three offensive ... netted a season-high seven points and came up with a steal and layup in transition to cap a pivotal 12-2 Gamecock run in the third quarter that put Carolina in control
- Was solid defensively in 20 minutes off the bench against #4/4 Louisville (Nov. 27)
- Tied for team lead in rebounds with eight against Saint Peter's (Nov. 22)

Career Summary

- Posted first career double-digit scoring game in first career start against #16/19 Florida (Feb. 11)
- Made her South Carolina debut at Vanderbilt (Jan. 7) after missing early season with hand injury

Miscellaneous

	Season	Career
10+ Points	0	1
Tm-High Rebs	2	2
Tm-High Assists	2	2

Career Highs

Pts	10 vs. Florida, 2/11/16
Rebs	9 vs. Clemson, 12/15/16
3FGs	1, 8x, last at Kentucky, 2/2/17
Stls	3, 3x, last at Arkansas, 2/5/17
Assts	6, 2x, last at Kentucky, 2/2/17
Min	30 vs. Minnesota, 12/11/16

SEC Career Highs

Pts	10 vs. Florida, 2/11/16
Rebs	5, 3x, last vs. Vanderbilt, 2/16/17
3FGs	1, 6x, last at Kentucky, 2/2/17
Stls	3, 3x, last at Arkansas, 2/5/17
Assts	6, 2x, last at Kentucky, 2/2/17
Min	26 vs. Kentucky, 2/4/16

Season Highs

Pts	7, 2x, last at Georgia, 1/26
Rebs	9 vs. Clemson, 12/15
3FGs	1, 4x, last at Kentucky, 2/2
Stls	3, 2x, last at Arkansas, 2/5
Assts	6, 2x, last at Kentucky, 2/2
Min	30 vs. Minnesota, 12/11

2016-17 Game-by-Game Stats

Opponent	Date	GS	MIN	FG-A	3FG-A	FT-A	Reb	A	TO	B	S	TP
at Ohio State	11/14		13	0-2	0-0	0-0	1	0	0	0	0	0
Hampton	11/20		17	1-2	0-0	0-0	1	0	2	0	2	2
Maine	11/21		22	1-2	0-1	2-2	4	4	1	0	2	4
Saint Peter's	11/22		20	1-2	1-1	0-0	8	1	1	0	2	3
vs. Louisville	11/27		20	0-1	0-1	3-6	4	0	3	0	0	3
at Texas	12/1		4	0-0	0-0	0-0	0	0	0	0	0	0
at Duke	12/4		2	0-0	0-0	0-0	0	0	1	0	0	0
Minnesota	12/11	*	30	3-5	0-1	0-0	8	3	0	1	0	6
Clemson	12/15		19	2-4	0-0	3-5	9	1	1	0	1	7
UCLA	12/18		29	1-4	0-1	4-6	4	0	0	0	1	6
at Sav. State	12/21		21	1-2	0-1	1-2	7	0	2	0	1	3
Alabama	1/1		20	0-1	0-0	1-2	5	1	1	0	1	1
at Auburn	1/5		21	1-1	1-1	0-0	1	6	1	0	0	3
at Florida	1/8		15	0-1	0-1	1-2	1	0	1	0	1	1
Georgia	1/12		21	0-3	0-1	0-0	4	1	1	0	1	0
at LSU	1/15		23	1-3	0-1	1-2	1	0	1	0	3	3
Ole Miss	1/19		20	2-6	0-2	0-2	2	1	1	0	2	4
Miss. State	1/23		7	0-0	0-0	1-2	0	0	0	0	0	1
at Georgia	1/26		19	2-3	1-1	2-2	4	1	1	0	2	7
Tennessee	1/30		16	0-2	0-1	0-0	1	0	2	0	2	0
at Kentucky	2/2		17	1-1	1-1	0-0	1	6	1	0	1	3
at Arkansas	2/5		24	0-4	0-1	0-0	5	1	3	0	3	0
Auburn	2/9		15	1-1	0-0	0-0	1	1	3	0	0	2
at UConn	2/13		3	0-0	0-0	0-0	0	0	0	0	0	0
Vanderbilt	2/16		14	1-2	0-1	0-2	5	3	1	0	0	2

Career Stats at South Carolina

Year	GP	GS	Min	Avg	FG	FGA	Pct	3FG	FGA	Pct	FT	FTA	Pct	Off	Def	Tot	Avg	PF	FO	A	TO	Blk	Stl	Pts	Avg
2014-15					— Did Not Play —																				
2015-16	20	3	219	11.0	20	47	.426	4	13	.308	18	27	.667	5	11	16	0.8	24	0	14	21	1	10	62	3.1
2016-17	25	1	432	17.3	19	52	.365	4	16	.250	19	35	.543	31	46	77	3.1	34	0	30	28	1	25	61	2.4
Career	45	4	651	14.5	39	99	.394	8	29	.276	37	62	.597	36	57	93	2.1	58	0	44	49	2	35	123	2.7



ALAINA COATES

#41

6-4 • Sr. • C • Irmo, S.C. • Dutch Fork
Major: Sociology

Career Highlights

Rated No. 9 player in the nation by espnW
Wooden Award Late Season Top 20
Naismith Trophy Top 30 Watch List
USBWA Drysdale Midseason and Wade Watch Lists
Preseason All-America Second Team (espnW, Lindy's, Sporting News)
Preseason All-SEC First Team (Media, Coaches)
All-SEC First Team (2016 Coaches, AP)
Naismith Midseason Watch List (2015-16)
2016 NCAA Sioux Falls All-Regional Team

SEC All-Defensive Team (2016)
All-SEC 2nd Team (Coaches - 2014, 2015; AP - 2015)
2015 NCAA Greensboro Region MOP
2015 SEC All-Tournament Team
SEC Co-6th Player of the Year (2014 Coaches)
SEC Freshman of the Year (2014 Coaches, AP)
Freshman All-America First Team (2013-14 Full Court)
SEC All-Freshman Team (2014)
2015 Pan American Games, silver medal (USA)

Miscellaneous

	Season	Career
Triple-Double	0	1
Double-Double	15	57
20+ Points	4	16
10+ Points	18	90
10+ Rebounds	17	66
5+ Blocks	0	4
Tm-High Points	9	28
Tm-High Rebs.	20	78

Career Highs

Pts 29 vs. Winthrop, 12/13/15
Rebs 19 at Arkansas, 2/5/17
Blks 10 vs. Winthrop, 12/13/15
Stls 4, 2x, last vs. Louisville, 11/27/16
Assts 6 at Texas A&M, 1/31/16
Min. 38 at Texas A&M, 1/31/16

SEC Career Highs

Pts 27 vs. Kentucky, 2/4/16
Rebs 19 at Arkansas, 2/5/17
Blks 5, 3x, last vs. Alabama, 1/29/15
Stls 4 at Tennessee, 2/15/16
Assts 6 at Texas A&M, 1/31/16
Min. 38 at Texas A&M, 1/31/16

Season Highs

Pts 28 vs. Hampton, 11/20
Rebs 19 at Arkansas, 2/5
Blks 4, 3x, last at Georgia, 1/26
Stls 4 vs. Louisville, 11/27
Assts 4, 2x, last at UConn, 2/13
Min. 37 at Duke, 12/4

This Season's Highlights

- Selected to be a team captain this season
- Three-time SEC Player of the Week (11/15-21, 11/22-28, 12/13-19); USBWA National Player of the Week (12-13/19)
- Tops the SEC and is second in the nation in field goal percentage ... is fifth nationally and first in the conference in rebounds ... comes in 18th in the SEC in scoring
- Leads the league with 11.8 rebounds in conference play ... averages a double-double in SEC play - 13.5 ppg, 11.8 rpg
- Netted 10 points and grabbed nine of her game-high 15 boards in the second half at #1/1 UConn (Feb. 13) to notch her fourth double-double against a top-10 opponent this season
- Dominated down low early and often at Arkansas (Feb. 5), beginning with personal 6-0 run in first quarter to open 13-2 lead just 4:30 into the game and recording her double-double with 3:00 left in first half ... career-high 19 rebounds are most by any SEC player this season
- Scored 13 of her game-high 20 points in the second half at #25/- Kentucky (Feb. 2)
- Converted a key layup to put Carolina ahead by three with 25 seconds to play against #4/4 Mississippi State (Jan. 23)
- Had six points and six rebounds in eight first-quarter minutes against Ole Miss (Jan. 19), scoring another six points during a 13-3 Gamecock run that ended the second quarter with a double-digit Gamecock lead

- Netted 18 of her game-high 24 points in the first half at LSU (Jan. 15), going 8-of-11 from the line
- Great on the glass in the opening 10 minutes against Georgia (Jan. 12) with eight rebounds, which tied for the most in one quarter in program history
- Notched 50th career double-double against Alabama (Jan. 1), posting nine points and five boards in the first quarter
- Scored 11 of her 20 points against #9/9 UCLA (Dec. 18) in the third quarter to fuel Carolina's game-changing 24-5 run that turned a first-half deficit into a double-digit lead late in the period
- Controlled the glass down the stretch against #14/15 Texas (Dec. 1) with seven second-half boards, the sixth of which gave her 1,000 for her career
- Matched a career high with four steals against #4/4 Louisville (Nov. 27), including one that led to a pivotal 3-point play for Carolina at the end of the first half

2016-17 Game-by-Game Stats

Opponent	Date	GS	MIN	FG-A	3FG-A	FTA	Reb	A	TO	B	S	TP
at Ohio State	11/14	*	31	4-7	0-0	2-4	13	3	2	1	0	10
Hampton	11/20	*	24	12-16	0-0	4-7	16	1	0	2	1	28
Maine	11/21	*	22	6-7	0-0	0-1	14	0	0	1	1	12
Saint Peter's	11/22	*	19	8-9	0-0	0-2	7	2	0	1	1	16
vs. Louisville	11/27	*	31	5-9	0-0	7-9	14	1	3	1	4	17
at Texas	12/1	*	22	0-2	0-0	6-8	7	0	0	2	0	6
at Duke	12/4	*	37	3-7	0-0	2-2	5	2	2	2	1	8
Minnesota	12/11	*	25	7-8	0-0	2-3	11	2	3	4	1	16
Clemson	12/15	*	30	8-10	0-0	3-4	10	3	2	4	2	19
UCLA	12/18	*	24	5-10	0-0	10-13	14	0	1	1	0	20
at Sav. State	12/21	*	21	3-5	0-0	3-4	7	2	1	0	0	9
Alabama	1/1	*	23	8-10	0-0	3-4	11	1	1	2	3	19
at Auburn	1/5	*	30	2-2	0-0	1-2	6	0	1	2	1	5
at Florida	1/8	*	32	6-10	0-0	2-4	13	2	3	2	1	14
Georgia	1/12	*	30	4-7	0-0	4-6	11	1	0	0	2	12
at LSU	1/15	*	30	8-10	0-0	8-11	11	2	2	1	2	24
Ole Miss	1/19	*	30	6-10	0-0	3-4	15	2	1	1	3	15
Miss State	1/23	*	31	3-5	0-0	3-4	12	3	2	1	0	9
at Georgia	1/26	*	28	0-5	0-0	1-4	13	0	0	4	3	1
Tennessee	1/30	*	24	3-7	0-0	1-2	9	2	0	0	1	7
at Kentucky	2/2	*	30	8-9	0-0	4-5	18	1	4	1	0	20
at Arkansas	2/5	*	30	8-11	0-0	2-2	19	4	1	1	2	18
Auburn	2/9	*	31	7-9	0-0	2-4	9	1	2	1	0	16
at UConn	2/13	*	34	4-6	0-0	2-4	15	4	3	0	0	10
Vanderbilt	2/16	*	29	6-9	0-0	3-6	7	2	2	3	1	15

Career Stats at South Carolina

Year	GP	GS	Min	Avg	FG	FGA	Pct	3FG	FGA	Pct	FT	FTA	Pct	Off	Def	Tot	Avg	PF	FO	A	TO	Blk	Stl	Pts	Avg
2013-14	34	1	668	19.6	148	242	.612	0	0	—	121	185	.654	82	203	285	8.4	83	1	11	57	73	17	417	12.3
2014-15	36	5	760	21.1	141	251	.562	0	0	—	117	168	.696	99	186	285	7.9	62	0	28	50	53	19	399	11.1
2015-16	35	33	937	26.8	168	261	.644	0	0	—	89	159	.560	107	253	360	10.3	87	0	33	53	45	43	425	12.1
2016-17	25	25	698	27.9	134	200	.670	0	0	—	78	119	.655	90	197	287	11.5	59	0	41	36	38	30	346	13.8
Career	130	64	3063	23.6	591	954	.619	0	0	—	405	631	.642	378	839	1217	9.4	291	1	113	196	209	109	1587	12.2



BIANCA CUEVAS-MOORE

#1

5-6 • Jr. • Guard • Bronx, N.Y. • Nazareth Regional
Major: Criminal Justice

This Season's Highlights

- Started 11 of 25 games, has provided offensive punch off the bench since the start of SEC action
- Has knocked down multiple 3-pointers in five of 13 SEC contests
- Efficient from the 3-point line at #1/1 UConn (Feb. 13), going 3-of-4 from beyond the arc en route to 11 points
- Accounted for all of Carolina's eight points in the final 1:20 against Tennessee (Jan. 30) and knocked down two 3-pointers during the stretch, including a pull-up from beyond the arc to even the score at 74 with 15 seconds to play
- Connected on first three shots at LSU (Jan. 15) for team-high nine first-quarter points en route to 17 points to finish in double figures for the third time in league action
- Netted 17 of her career-high 25 points in the second half against Georgia (Jan. 12), including eight in a back-and-forth final period ... applied good defensive pressure on the perimeter to disrupt the Lady Bulldogs' offense
- Posted her best offensive showing of the season at Auburn (Jan. 5), knocking down at least one 3 in each quarter to for a career-high five en route to a season-high 19 points
- Hit 3 early in third quarter against Clemson (Dec. 15) to spark at 13-4 run that put the Gamecocks firmly in control
- Scored four of her nine points at Duke (Dec. 4) on transition layups during a 12-0 first-quarter run
- Matched her career high with five steals against Saint Peter's (Nov. 22) in just 16 minutes

Career Summary

- Has played in all but one game in her career
- Led team in assists three times in 2015-16
- Tied for school record with 37 games played in 2014-15

Miscellaneous

	Season	Career
20+ Points	1	3
10+ Points	8	24
5+ Assists	2	8
5+ Steals	1	2
Tm-High Points	2	5
Tm-High Assists	6	17

Career Highs

Pts 25 vs. Georgia, 1/12/17
Rebs 6, 2x, last at Georgia, 1/26/17
3FGs 5 at Auburn, 1/5/17
Stls 5, 2x, last vs. Saint Peter's, 11/22/16
Assts 7 at Auburn, 1/5/17
Min 36 vs. Georgia, 1/12/17

SEC Career Highs

Pts 25 vs. Georgia, 1/12/17
Rebs 6, 2x, last at Georgia, 1/26/17
3FGs 5 at Auburn, 1/5/17
Stls 5 vs. Missouri, 1/10/16
Assts 7 at Auburn, 1/5/17
Min 36 vs. Georgia, 1/12/17

Season Highs

Pts 25 vs. Georgia, 1/12
Rebs 6 at Georgia, 1/26
3FGs 5 at Auburn, 1/5
Stls 5 vs. Saint Peter's, 11/22
Assts 7 at Auburn, 1/5
Min 36 vs. Georgia, 1/12

2016-17 Game-by-Game Stats

Opponent	Date	GS	MIN	FG-A	3FG-A	FT-A	Reb	A	TO	B	S	TP
at Ohio State	11/14	*	22	3-7	0-2	3-4	2	2	1	0	3	9
Hampton	11/20	*	16	1-5	1-2	1-2	1	1	0	1	2	4
Maine	11/21	*	17	2-4	1-1	2-2	1	2	1	0	2	7
Saint Peter's	11/22	*	16	5-8	1-3	0-1	3	3	2	0	5	11
vs. Louisville	11/27	*	17	1-6	0-3	2-2	1	3	0	0	1	4
at Texas	12/1	*	19	2-9	0-1	3-4	0	2	1	0	2	7
at Duke	12/4	*	22	4-11	1-7	0-0	2	2	4	0	2	9
Minnesota	12/11		13	2-6	1-3	1-3	2	1	0	0	2	6
Clemson	12/15	*	26	1-3	1-3	1-2	2	4	2	1	1	4
UCLA	12/18	*	23	4-14	1-1	1-2	5	1	3	0	0	10
at Sav. State	12/21	*	19	1-4	1-2	0-0	3	5	0	0	2	3
Alabama	1/1		23	3-6	2-3	1-2	1	1	3	0	1	9
at Auburn	1/5		30	7-11	5-6	0-0	2	7	0	0	0	19
at Florida	1/8		23	1-6	1-3	0-0	2	1	2	0	2	3
Georgia	1/12		36	10-17	2-5	3-6	2	3	2	0	2	25
at LSU	1/15	*	34	6-11	2-3	3-4	2	3	2	0	2	17
Ole Miss	1/19		26	2-6	1-2	2-2	2	0	3	0	0	7
Miss. State	1/23		21	0-3	0-1	2-2	1	0	1	0	0	2
at Georgia	1/26		19	3-7	0-3	0-0	6	1	2	0	1	6
Tennessee	1/30		27	4-10	2-3	8-9	3	0	2	0	1	18
at Kentucky	2/2		22	1-5	1-3	0-0	0	2	1	0	0	3
at Arkansas	2/5		22	2-5	0-1	6-6	2	0	0	0	0	10
Auburn	2/9		5	0-0	0-0	0-0	1	0	1	0	0	0
at UConn	2/13		19	4-8	3-4	0-0	4	0	2	0	1	11
Vanderbilt	2/16		21	2-8	1-4	2-3	1	3	0	0	1	7

Career Stats at South Carolina

Year	GP	GS	Min	Avg	FG	FGA	Pct	3FG	FGA	Pct	FT	FTA	Pct	Off	Def	Tot	Avg	PF	FO	A	TO	Blk	Stl	Pts	Avg
2014-15	37	0	536	14.5	74	200	.370	16	72	.222	45	58	.776	13	35	48	1.3	44	1	64	60	5	42	209	5.6
2015-16	34	1	615	18.1	78	207	.377	20	76	.263	50	66	.758	10	50	60	1.8	43	1	63	64	2	47	226	6.6
2016-17	25	11	538	21.5	71	180	.394	28	69	.406	41	56	.732	11	40	51	2.0	39	0	47	36	2	33	211	8.4
Career	96	12	1688	17.6	223	587	.380	64	217	.295	136	180	.756	34	125	159	1.7	126	1	174	160	9	122	646	6.7



KAELA DAVIS

#3

6-2 • Jr. • Guard • Suwanee, Ga. • Georgia Tech
Major: Integrated Technology

Career Highlights

- Naismith Trophy Top 50 Preseason Watch List (2016-17)
- Two-time All-ACC (1st team, 2015; 2nd team, 2014)
- 2012 FIBA U17 World Championships, gold medal (USA)
- 2012 FIBA 3x3 U18 World Champs., gold medal (USA)
- 2011 FIBA U16 Americas Champs., gold medal (USA)

This Season's Highlights

- Is fifth in the league in 3s made per game (1.8), 28th in points per game (11.8)
- Scored from a variety of spots early against Vanderbilt (Feb. 16) and netted eight of her 13 first-half points in the final 5:20 of the second quarter ... finished with a game-high 15 points to go with three assists and a steal
- Opened each half against Auburn (Feb. 9) with a 3-pointer and handed out five assists, her most since Dec. 1
- Hit back-to-back 3s to open double-digit scoring afternoon at Arkansas (Feb. 5)
- Saw her shots fall more consistently against Tennessee (Jan. 30), scoring the Gamecocks first points in the first, third and fourth quarters, including hitting 2-of-3 from 3-point range
- Locked down one of SEC's top scorers in Victoria Vivians in second half of win over #4/4 Mississippi State (Jan. 23), holding her to 1-of-8 shooting and five points over the final 20 minutes
- Got hot early at Auburn (Jan. 5), scoring 13 of team's first 17 points en route to 19 first-quarter points that included five 3s in the opening 10 minutes ... first-quarter scoring was most by a Gamecock in one quarter in program history
- Reached double figures by halftime and finished with 16 points in her SEC debut against Alabama (Jan. 1)
- Caught fire from the 3-point line against Minnesota (Dec. 11), knocking down a career-best six 3s, including five in the first half
- Knocked down two timely 3-pointers in a back-and-forth third quarter against #14/15 Texas (Dec. 1) to finish in double figures for the fourth-straight game
- Scored team's first seven points in the opening 98 seconds against #4/4 Louisville (Nov. 27) and added back-to-back 3s early in the second half to eliminate any Cardinal comeback from the eight-point halftime deficit
- Brilliant Gamecock debut at #7/6 Ohio State (Nov. 14), stuffing the box score with 37 points – 11 in the second, third and fourth quarters each – 10 rebounds, five assists and three steals ... first Gamecock to score 30 or more points in a game since Ieasia Walker netted 30 against Clemson on Nov. 18, 2010, and the most ever by a Gamecock against a ranked opponent

Miscellaneous

	Season	Career
Double-Doubles	1	1
30+ Points	1	1
20+ Points	3	3
10+ Points	16	16
10+ Rebounds	1	1
5+ Assists	3	3
Tm-High Points	4	4
Tm-High Rebs	1	1
Tm-High Assists	5	5

Career Highs

Pts	37 at Ohio State, 11/14/16
Rebs	10 at Ohio State, 11/14/16
3FGs	6 vs. Minnesota, 12/11/16
Stls	3, 3x, last at Kentucky, 2/2/17
Assts	5, 3x, last vs. Auburn, 2/9/17
Min.	36 at Ohio State, 11/14/16

SEC Career Highs

Pts	21 at Auburn, 1/5/17
Rebs	6 at Florida, 1/8/17
3FGs	5 at Auburn, 1/5/17
Stls	3, 2x, last at Kentucky, 2/2/17
Assts	5 vs. Auburn, 2/9/17
Min.	29, 2x, last vs. Miss. State, 1/23/17

2016-17 Game-by-Game Stats

Opponent	Date	GS	MIN	FG-A	3FG-A	FT-A	Reb	A	TO	B	S	TP
at Ohio State	11/14	*	36	10-21	4-6	13-16	10	5	5	0	3	37
Hampton	11/20	*	30	1-9	1-5	0-0	7	5	2	0	1	3
Maine	11/21	*	26	3-11	1-6	3-4	3	3	2	0	1	10
Saint Peter's	11/22	*	19	5-7	4-4	0-0	3	3	1	0	0	14
vs. Louisville	11/27	*	20	5-10	3-5	0-0	8	1	1	0	0	13
at Texas	12/1	*	34	3-6	2-4	4-4	3	1	5	0	2	12
at Duke	12/4	*	31	5-14	2-9	2-4	6	2	0	0	2	14
Minnesota	12/11	*	28	8-15	6-10	0-0	3	4	1	0	0	22
Clemson	12/15	*	28	6-16	2-7	3-4	3	4	3	0	0	17
UCLA	12/18	*	33	1-13	0-1	0-0	4	2	4	0	2	2
at Sav. State	12/21	*	21	3-9	0-3	0-0	4	3	1	0	2	6
Alabama	1/1	*	23	5-10	1-3	5-6	3	2	1	0	1	16
at Auburn	1/5	*	22	8-18	5-9	0-0	5	2	3	0	1	21
at Florida	1/8	*	25	4-16	1-5	1-1	6	1	3	0	2	10
Georgia	1/12	*	27	1-10	0-2	2-2	3	2	2	0	3	4
at LSU	1/15	*	28	2-7	0-3	4-4	2	3	2	0	1	8
Ole Miss	1/19	*	29	3-11	1-2	7-8	1	0	1	0	0	14
Miss. State	1/23	*	29	1-9	0-6	2-2	0	1	2	0	1	4
at Georgia	1/26	*	28	2-11	2-6	2-6	3	1	1	0	0	8
Tennessee	1/30	*	28	6-14	2-3	1-1	2	0	2	0	0	15
at Kentucky	2/2	*	26	3-10	1-4	0-0	2	0	3	0	3	7
at Arkansas	2/5	*	27	4-11	2-6	0-0	3	2	1	0	1	10
Auburn	2/9	*	25	4-9	3-7	0-0	0	5	1	0	0	11
at UConn	2/13	*	25	1-10	1-6	0-0	2	0	5	0	0	3
Vanderbilt	2/16	*	27	6-14	1-5	2-4	5	3	0	0	1	15

Prior to South Carolina

- Two-time All-ACC selection in two seasons at Georgia Tech
- Fastest player in Georgia Tech history to 1,000 career points (52 games)
- Ranked as No. 1 guard and No. 2 overall recruit in 2013 class
- 2013 McDonald's and WBCA All-America

Career Stats at South Carolina

Year	GP	GS	Min	Avg	FG	FGA	Pct	3FG	FGA	Pct	FT	FTA	Pct	Off	Def	Tot	Avg	PF	FO	A	TO	Blk	Stl	Pts	Avg
2016-17	25	24	675	27.0	100	291	.344	45	127	.354	51	66	.773	27	64	91	3.6	56	1	55	52	0	27	296	11.8



TIFFANY DAVIS

#15

5-7 • Sr. • Guard • Houston, Texas • Westbury Christian
Major: Psychology

This Season's Highlights

- Selected to be a team captain
- Has played in 10 games – missed 10 games with knee injury
- Grabbed two rebounds in five minutes against Vanderbilt (Feb. 16) in her first game action since Jan. 5
- Was solid defensively playing five minutes in the pivotal second quarter against #4/4 Louisville (Nov. 27)

Career Summary

- Missed 2015-16 with knee injury suffered in September
- Missed the bulk of the 2012-13 season after suffering a knee injury
- Graduated in 2016 with bachelor's degree in retail management

Miscellaneous

	Season	Career
10+ Points	0	1
5+ Steals	0	1
Tm-High Points	0	0
Tm-High Assists	0	0

Career Highs

Pts 11 vs. Ole Miss, 1/30/14
3FGs 2, 3x, last vs. Ole Miss, 1/30/14
Rebs 6 at Arkansas, 1/2/14
Stls 5 vs. Elon, 11/9/12
Assts 3, 4x, last vs. SC State, 12/22/13
Min 30 at Arkansas, 1/2/14

SEC Career Highs

Pts 11 vs. Ole Miss, 1/30/14
Rebs 6 at Arkansas, 2/11/16
3FGs 2 vs. Ole Miss, 1/30/14
Stls
Assts 2, 4x, last at LSU, 1/4/15
Min 30 at Arkansas, 1/2/14

Season Highs

Pts 4 vs. Hampton, 11/20
3FGs 1 vs. Alabama, 1/1
Rebs 3 vs. Saint Peter's, 11/22
Stls 1 vs. Saint Peter's, 11/22
Assts 1, 2x, last vs. Saint Peter's, 11/22
Min 17 vs. Saint Peter's, 11/22

2016-17 Game-by-Game Stats

Opponent	Date	GS	MIN	FG-A	3FG-A	FT-A	Reb	A	TO	B	S	TP
at Ohio State	11/14	1	0-0	0-0	0-0	0	0	0	0	0	0	0
Hampton	11/20	13	1-3	0-1	2-3	2	0	0	0	0	0	4
Maine	11/21	10	1-2	0-1	0-0	2	1	1	0	0	0	2
Saint Peter's	11/22	17	0-3	0-2	0-0	3	1	1	0	1	0	0
vs. Louisville	11/27	9	0-1	0-1	1-2	2	0	0	0	0	0	1
at Texas	12/1											
at Duke	12/4	3	0-0	0-0	0-0	1	0	2	0	0	0	0
Minnesota	12/11	7	0-2	0-2	0-0	1	0	0	1	0	0	0
Clemson	12/15	4	0-2	0-1	0-0	0	0	0	0	0	0	0
UCLA	12/18											
at Sav. State	12/21											
Alabama	1/1	8	1-1	1-1	0-0	0	0	0	0	0	0	3
at Auburn	1/5	3	0-1	0-1	0-0	0	0	0	0	0	0	0
at Florida	1/8											
Georgia	1/12											
at LSU	1/15											
Ole Miss	1/19											
Miss. State	1/23											
at Georgia	1/26											
Tennessee	1/30											
at Kentucky	2/2											
at Arkansas	2/5											
Auburn	2/9											
at UConn	2/13											
Vanderbilt	2/16	5	0-2	0-2	0-0	2	0	0	0	0	0	0

Career Stats at South Carolina

Year	GP	GS	Min	Avg	FG	FGA	Pct	3FG	FGA	Pct	FT	FTA	Pct	Off	Def	Tot	Avg	PF	FO	A	TO	Blk	Stl	Pts	Avg
2012-13	3	0	40	13.3	4	8	.500	1	4	.250	3	4	.750	1	3	4	1.3	2	0	4	2	0	5	12	4.0
2013-14	32	7	356	11.1	23	59	.390	12	30	.400	19	26	.731	5	27	32	1.0	29	0	29	40	1	4	77	2.4
2014-15	16	0	84	5.3	6	16	.375	5	13	.385	6	9	.667	5	13	18	1.1	5	0	7	9	0	0	23	1.4
2016-17	11	0	80	7.3	3	17	.176	1	12	.083	3	5	.600	3	10	13	1.2	1	0	2	4	1	1	10	0.9
Career	62	7	560	9.0	36	100	.360	19	59	.322	31	44	.705	14	53	67	1.1	37	0	42	55	2	10	122	2.0



ALLISHA GRAY

#10

6-0 • Jr. • Guard • Sandersville, Ga. • North Carolina
Major: Broadcasting

Career Highlights

SEC Player of the Week (1/17-23) | First-Team All-ACC (2015)
 Dawn Staley Award Midseason Watch List | WBCA Honorable Mention All-America (2015)
 Naismith Trophy Top 50 Preseason Watch List | *Full Court* Freshman All-America Second Team (2014)

Miscellaneous

	Season	Career
20+ Points	2	2
10+ Points	19	19
5+ Assists	5	5
Tm-High Points	1	1
Tm-High Assists	7	7
Tm-High Rebs.	2	2

This Season's Highlights

- Started every game this season, finishing in double figures in all but six contests
- First on the team in steals (1.5) and second in assists (2.8) ... ranks 21st in the SEC in scoring and is ninth in free throw percentage (.761) in conference action
- Facilitated the offense early against Vanderbilt (Feb. 16), distributing three of her game-best five assists in the first quarter ... tallied eight of her points in the final 6:21 of the third quarter
- Dished out four of her game best and SEC career-high six assists in the opening 11 minutes against Auburn (Feb. 9)
- Netted eight of her 11 points at #25/- Kentucky (Feb. 2) during Carolina's momentum-shifting 22-4 run to close the first half, accounting for six of the team's first eight points throughout the dominant stretch
- Battled against Tennessee (Jan. 30) with the Gamecocks' frontcourt in foul trouble in the first half, posting eight points and six boards in the opening 20 minutes to keep Lady Vols within three at halftime
- Engineered Carolina's pivotal 18-5 fourth-quarter run at Georgia (Jan. 26), scoring 11 points during the stretch ... her final bucket capped a personal 7-0 run that put the Gamecocks comfortably in front late
- Came alive in the second half against #4/4 Mississippi State (Jan. 23) with 16 of her 17 points in the final two periods, including 12 in the third quarter to help Carolina turn a seven-point halftime deficit into a one-point lead ... delivered the key defensive play after running down a Bulldog guard to deter a layup in transition and preserve the one-point Gamecock lead with 54 seconds to play
- Scored eight of her 11 points against Ole Miss (Jan. 19) in the first quarter to help open early 20-11 lead
- Second on team in points and rebounds at LSU (Jan. 15) battling in the forward spot while blocking a career-best three shots ... became the second Gamecock this season to pair a 20-point game with at least three blocks
- Grabbed the biggest rebound of her seven against Georgia (Jan. 12) off a missed Lady Bulldog free throw with three seconds left then hit the resulting two free throws to stretch the Gamecock lead to three ... six of her seven rebounds and 11 of her 14 points came in the second half
- Found her shooting stroke in the early going at Florida (Jan. 8) with four first-half 3-pointers, the third of which opened the scoring in Carolina's dominant second quarter
- Converted two crucial 3-point plays from the left block against #9/9 UCLA (Dec. 18), the second of which pushed Carolina's lead back to double-digits early in the fourth quarter
- Triggered South Carolina's 3-point shooting outburst against Minnesota (Dec. 11), connecting on two early 3s to help open the contest on a 15-0 run ... finished with 18 points in just 19 minutes of action and boasted career bests with four 3-pointers and a game-high seven assists
- Tallied 11 of her game-high 17 points in the third quarter against #4/4 Louisville (Nov. 27), including six during the period-opening 16-5 run to help end any threat of a Cardinal comeback
- Crafty scorer with 24 points at #7/6 Ohio State (Nov. 14) in Gamecock debut, including five as part of 10-0 run early in fourth quarter to stop end Buckeyes' comeback hopes

Career Highs

Pts	24 at Ohio State, 11/14/17
Rebs	8, 2x, last vs. Tennessee, 1/30/17
3FGs	4, 2x, last at Florida, 1/8/17
Stls	5 at Savannah St., 12/21/16
Assts	7 vs. Minnesota, 12/11/16
Min	38, 4x, last at UConn, 2/13/17

SEC Career Highs

Pts	21 at LSU, 1/15/17
Rebs	8 vs. Tennessee, 1/30/17
3FGs	4 at Florida, 1/8/17
Stls	4 at Florida, 1/8/17
Assts	6 vs. Auburn, 2/9/17
Min	38, 2x, last vs. Tennessee, 1/30/17

2016-17 Game-by-Game Stats

Opponent	Date	GS	MIN	FG-A	3FG-A	FT-A	Reb	A	TO	B	S	TP
at Ohio State	11/14	*	38	10-18	0-3	4-8	7	3	0	0	2	24
Hampton	11/20	*	24	4-9	2-7	6-7	1	4	0	0	2	16
Maine	11/21	*	22	5-9	0-1	0-0	3	3	2	0	0	10
Saint Peter's	11/22	*	19	4-7	1-4	4-5	8	5	1	1	1	13
vs. Louisville	11/27	*	22	7-12	2-5	1-1	3	0	0	0	0	17
at Texas	12/1	*	35	2-7	0-1	4-4	4	0	3	0	0	8
at Duke	12/4	*	37	4-9	2-6	1-2	6	6	2	0	1	11
Minnesota	12/11	*	19	7-13	4-10	0-0	5	7	1	0	2	18
Clemson	12/15	*	27	3-10	1-3	1-2	2	1	0	2	2	8
UCLA	12/18	*	23	4-6	0-0	3-5	3	2	0	0	0	11
at Sav. State	12/21	*	21	6-10	0-1	0-1	4	4	1	2	5	12
Alabama	1/1	*	18	2-8	1-4	2-2	2	2	1	1	1	7
at Auburn	1/5	*	23	2-7	1-5	0-0	4	2	5	0	0	5
at Florida	1/8	*	27	6-10	4-7	2-2	6	2	0	1	4	18
Georgia	1/12	*	26	4-11	1-3	5-6	7	1	1	0	1	14
at LSU	1/15	*	31	7-8	2-2	5-5	5	2	5	3	2	21
Ole Miss	1/19	*	30	4-8	0-1	3-4	5	4	3	1	1	11
Miss. State	1/23	*	38	5-9	2-3	5-8	7	1	1	0	2	17
at Georgia	1/26	*	36	7-11	1-2	3-5	4	1	1	2	2	18
Tennessee	1/30	*	38	6-12	0-2	2-3	8	1	2	0	1	14
at Kentucky	2/2	*	28	3-6	2-5	3-3	5	2	1	1	3	11
at Arkansas	2/5	*	25	4-9	2-5	0-0	4	4	0	0	2	10
Auburn	2/9	*	33	3-7	1-4	2-2	3	6	0	0	0	9
at UConn	2/13	*	38	3-7	1-3	0-2	2	2	4	1	2	7
Vanderbilt	2/16	*	22	4-8	0-3	3-6	2	5	2	1	1	11

Career Stats at South Carolina

Year	GP	GS	Min	Avg	FG	FGA	Pct	3FG	FGA	Pct	FT	FTA	Pct	Off	Def	Tot	Avg	PF	FO	A	TO	Blk	Stl	Pts	Avg
2016-17	25	25	700	28.0	116	231	.502	30	90	.333	59	83	.711	44	66	110	4.4	52	1	70	36	16	37	321	12.8



TYASHA HARRIS

#52

**5-10 • Fr. • Guard • Noblesville, Ind. • Heritage Christian
Major: Sports Management**

This Season's Highlights

- Has 15 starts, moving into the full-time role at the start of SEC play
- Leads the team in assists with 3.0 per game
- In league play, ranks sixth among conference players and first among SEC freshmen in assist-to-turnover ratio (2.2) and is also in the top 10 in assists (10th)
- Has posted five or more assists in five of 13 SEC contests, averaging 4.0 assists over her last six games
- Made plays on the defensive end against Auburn (Feb. 9) with a career-high two blocks in the first half and a game-high three steals to go with four assists
- Opened scoring at #25/- Kentucky (Feb. 2) with a 3-pointer and dished out three of her five assists during 22-4 run to close the second quarter
- Delivered three assists in the opening six minutes against Tennessee (Jan. 30), and the last of her game-high six assists set up a Carolina 3-pointer in the corner that cut the Lady Vol lead to two points with 1:20 remaining
- Gave Gamecocks first lead over #4/4 Mississippi State (Jan. 23) with clutch third-quarter 3 as part of 13-2 run that overcame seven-point halftime deficit
- Dished out two of her game-high five assists against Ole Miss (Jan. 19) during Carolina's crucial 13-3 second-quarter run
- Impacted the game on both ends of the floor against Georgia (Jan. 12) with career highs in points (11) and steals (4) ... connected on three 3s, including one from the right corner that answered a Georgia 3-pointer and sparked a pivotal 7-1 Gamecock run in the fourth quarter
- Jump-started Carolina's 12-2 run to open the game against Alabama (Jan. 1) with a 3-pointer in the first minute and four of her career-high six assists in the first half
- Impressed against Minnesota (Dec. 11) in first career start with nine points and three 3-pointers, including the first basket of the game that sparked a 15-0 run ... facilitated the offense in the opening two quarters, matching her career high in assists (6) by the half
- Played a great all-around game against #14/15 Texas (Dec. 1) in a career-high 30 minutes of action, notching three steals and reaching double figures (10) for the first time ... netted four-straight points late in the fourth quarter to put the game out of the Longhorns' reach
- Drew the second-half start against #4/4 Louisville (Nov. 27), logging 14 of her 29 minutes during the half and dishing out five of her career-high six assists in that time

Miscellaneous

	Season	Career
10+ Points	3	3
5+ Assists	7	7
Tm-High Points	0	0
Tm-High Assists	9	9

Career Highs

Pts	11 vs. Georgia, 1/12/17
Rebs	5 at Savannah St., 12/21/16
Stls	4 vs. Georgia, 1/12/17
Assts	6, 4x, last vs. Tennessee, 1/30/17
Min	38 vs. Tennessee, 1/30/17

SEC Career Highs

Pts	11 vs. Georgia, 1/12/17
Rebs	4, 3x, last vs. Ole Miss, 1/19/17
Stls	4 vs. Georgia, 1/12/17
Assts	6, 2x, last vs. Tennessee, 1/30/17
Min	38 vs. Tennessee, 1/30/17

Prior to South Carolina

- Ranked as the No. 27 recruit overall and the No. 8 point guard in the 2016 Class
- Finalist for Indiana's Miss Basketball award
- Helped Heritage Christian to three straight state titles, including the 2016 championship in the program's first season in Class 3A

- Is her high school's all-time top scorer with 2,004 career points, also holding school record in steals (487) and ranking third in assists (426)
- Earned gold medal with USA Basketball in 2016 FIBA Americas U18 Championship

2016-17 Game-by-Game Stats

Opponent	Date	GS	MIN	FG-A	3FG-A	FT-A	Reb	A	TO	B	S	TP
at Ohio State	11/14		19	1-4	0-0	1-2	0	3	1	0	0	3
Hampton	11/20		16	1-4	1-3	0-0	2	2	0	1	0	3
Maine	11/21		19	2-4	0-1	0-0	2	3	2	0	1	4
Saint Peter's	11/22		14	3-5	1-3	0-0	0	1	2	1	0	7
vs. Louisville	11/27		29	0-3	0-2	0-0	0	6	1	0	0	0
at Texas	12/1		30	2-6	0-4	6-8	1	0	0	0	3	10
at Duke	12/4		25	1-2	1-1	0-0	1	1	4	0	0	3
Minnesota	12/11	*	21	3-5	3-4	0-0	1	6	3	0	0	9
Clemson	12/15		7	0-0	0-0	0-0	0	1	0	2	0	0
UCLA	12/18		19	1-2	0-0	0-2	1	1	1	0	0	2
at Sav. State	12/21		22	5-9	0-1	0-0	5	1	0	0	0	10
Alabama	1/1	*	25	3-5	1-3	0-0	1	6	1	1	1	7
at Auburn	1/5	*	23	2-5	1-3	0-0	3	2	2	0	1	5
at Florida	1/8	*	29	2-5	0-2	1-2	2	2	2	0	2	5
Georgia	1/12	*	31	3-8	3-7	2-2	4	3	2	0	4	11
at LSU	1/15	*	29	3-7	0-2	0-0	4	3	2	0	2	6
Ole Miss	1/19	*	32	2-3	0-1	0-0	4	5	2	1	0	4
Miss. State	1/23	*	35	1-3	1-3	2-2	1	3	4	1	0	5
at Georgia	1/26	*	25	0-5	0-2	0-0	0	2	0	0	2	0
Tennessee	1/30	*	38	2-6	1-5	1-2	1	6	3	0	0	6
at Kentucky	2/2	*	27	2-5	2-4	1-2	1	5	2	0	0	7
at Arkansas	2/5	*	20	1-2	0-0	2-2	1	5	0	0	1	4
Auburn	2/9	*	30	1-4	1-2	0-0	2	4	1	2	3	3
at UConn	2/13	*	34	3-11	1-8	0-0	2	3	0	0	2	7
Vanderbilt	2/16	*	27	4-10	1-2	0-0	2	1	0	0	3	9

Career Stats at South Carolina

Year	GP	GS	Min	Avg	FG	FGA	Pct	3FG	FGA	Pct	FT	FTA	Pct	Off	Def	Tot	Avg	PF	FO	A	TO	Blk	Stl	Pts	Avg
2016-17	25	15	626	25.0	48	123	.390	18	63	.286	16	24	.667	4	38	42	1.7	34	0	74	37	7	25	130	5.2



MIKIAH HERBERT HARRIGAN #21

**6-2 • Fr. • Forward • Pembroke Pines, Fla./Flanagan
Major: Criminal Justice**

This Season's Highlights

- Played in every game this season, including 13.3 minutes per SEC game
- Fifth on the team in rebounding average
- Ranks 11th in the SEC with 1.2 bpg on the season
- Connected on all five of her field goals against Vanderbilt (Feb. 16) to finish with an SEC career-high 12 points ... scored eight of Carolina's final 10 points over the last five minutes of the game and chipped in two fourth-quarter blocks
- Boasted a strong finish on the glass at Arkansas (Feb. 5) with four of her six boards in the fourth quarter, including three over the final 1:54
- Drew first career start against Georgia (Jan. 12), stepping into the lineup for the injured A'ja Wilson
- Protected the rim in the second half in her SEC debut against Alabama (Jan. 1) with four blocks in the final 20 minutes, including one on back-to-back Crimson Tide possessions late in the contest
- Contributed timely blocks against #9/9 UCLA (Dec. 18), denying a last-second Bruin field goal at the end of the first half before recording blocks on back-to-back possessions during Carolina's key third-quarter run
- Netted five of her 11 points against #4/4 Louisville (Nov. 27) in the final 1:24 of the first half to send the Gamecocks into the locker room with an eight-point lead they would not relinquish

Prior to South Carolina

- Ranked as the No. 12 forward in the 2016 Class
- Helped team to four district championships
- Named 2016 8A Player of the Year by the Florida Basketball Coaches Association (FBCA)
- Was a two-time FBCA All-State selection

Miscellaneous

	Season	Career
10+ Points	3	3
10+ Rebounds	0	0
Tm-High Points	0	0
Tm-High Rebs	0	0

Career Highs

Pts	13 vs. Maine, 11/21/16
Rebs	8 vs. Maine, 11/21/16
Blks	4 vs. Alabama, 1/1/17
Stls	2 vs. Saint Peter's, 11/22/16
Min	25 vs. Saint Peter's, 11/22/16

SEC Career Highs

Pts	12 vs. Vanderbilt, 2/16/17
Rebs	6 at Arkansas, 2/5/17
Blks	4 vs. Alabama, 1/1/17
Stls	1, 2x, last at Arkansas, 2/5/17
Min	24 vs. Georgia, 1/12/17

2016-17 Game-by-Game Stats

Opponent	Date	GS	MIN	FG-A	3FG-A	FT-A	Reb	A	TO	B	S	TP
at Ohio State	11/14		22	2-2	0-0	0-1	5	0	5	1	1	4
Hampton	11/20		17	4-9	0-0	0-0	7	2	0	2	1	8
Maine	11/21		24	5-8	0-0	3-5	8	2	0	0	0	13
Saint Peter's	11/22		25	4-11	0-2	1-2	4	0	2	2	2	9
vs. Louisville	11/27		17	3-5	0-0	5-5	2	1	0	1	1	11
at Texas	12/1		18	1-4	0-0	0-1	4	2	0	0	0	2
at Duke	12/4		8	0-0	0-0	0-0	3	1	0	0	0	0
Minnesota	12/11		17	1-4	0-0	3-4	3	2	1	0	1	5
Clemson	12/15		15	2-4	0-0	4-4	5	0	2	2	0	8
UCLA	12/18		23	1-3	0-0	0-0	7	0	2	3	1	2
at Sav. State	12/21		22	1-5	0-0	1-2	6	0	3	3	0	3
Alabama	1/1		20	2-6	0-0	0-0	5	1	2	4	1	4
at Auburn	1/5		15	1-2	0-0	0-0	4	0	1	2	0	2
at Florida	1/8		16	3-7	0-0	1-2	3	0	1	0	0	7
Georgia	1/12	*	24	0-4	0-0	0-0	2	0	3	0	0	0
at LSU	1/15		10	1-3	0-0	0-0	2	0	0	0	0	2
Ole Miss	1/19		14	1-7	0-0	0-0	3	0	0	2	0	2
Miss. State	1/23		1	0-0	0-0	0-0	0	0	0	0	0	0
at Georgia	1/26		3	0-0	0-0	0-0	0	0	1	0	0	0
Tennessee	1/30		5	0-0	0-0	0-0	1	0	0	0	0	0
at Kentucky	2/2		12	2-5	0-1	0-0	2	0	1	1	0	4
at Arkansas	2/5		17	3-4	0-0	0-1	6	0	3	2	1	6
Auburn	2/9		16	1-1	0-0	0-0	2	0	5	2	0	2
at UConn	2/13		13	0-3	0-0	0-0	3	1	1	1	0	0
Vanderbilt	2/16		19	5-5	0-0	2-4	1	0	0	2	0	12

Career Stats at South Carolina

Year	GP	GS	Min	Avg	FG	FGA	Pct	3FG	FGA	Pct	FT	FTA	Pct	Off	Def	Tot	Avg	PF	FO	A	TO	Blk	Stl	Pts	Avg
2016-17	25	1	394	15.8	43	102	.422	0	3	.000	20	31	.645	30	58	88	3.5	38	2	12	33	30	9	106	4.2



VICTORIA PATRICK

#0

5-9 • Fr. • Guard • Orlando, Fla. • Edgewater
Major: Biology

This Season's Highlights

- Played in 18 games this season, including 10 of 13 SEC games
- Matched her season high with 15 minutes at Savannah State (Dec. 21)

Prior to South Carolina

- Ranked as the No. 25 guard in the Class of 2016
- Helped team to 2014 state championship
- Earned First-Team All-Metro West and All-Area honors from the *Orlando Sentinel* in 2016
- Led team with 15.8 points per game as a senior, helping team to state semifinals

Career Highs

Pts 4, 2x, last at Savannah St., 12/21/16
Rebs 2, 4x, last vs. Vanderbilt, 2/16/17
3FGs 1, 7x, last at Arkansas, 2/5/17
Stls 2 vs. Saint Peter's, 11/22/16
Min. 15, 2x, last at Savannah St., 12/21/16

SEC Career Highs

Pts 3, 3x, last at Arkansas, 2/5/17
Rebs 2, 2x, last vs. Vanderbilt, 2/16/17
3FGs 1, 2x, last at Arkansas, 2/5/17
Stls 1 vs. Alabama, 1/1/17
Min. 11 at LSU, 1/15/17

2016-17 Game-by-Game Stats

Opponent	Date	GS	MIN	FG-A	3FG-A	FT-A	Reb	A	TO	B	S	TP
at Ohio State	11/14	1	0-0	0-0	0-0	0	0	0	0	0	0	0
Hampton	11/20	11	1-5	1-3	1-2	2	1	1	0	0	4	
Maine	11/21	10	1-3	1-3	0-0	1	0	0	0	0	3	
Saint Peter's	11/22	15	1-4	1-4	0-0	0	1	1	0	2	3	
vs. Louisville	11/27	3	0-0	0-0	0-0	0	0	0	0	0	0	
at Texas	12/1					— DNP —						
at Duke	12/4					— DNP —						
Minnesota	12/11	7	1-1	1-1	0-0	0	0	0	1	0	3	
Clemson	12/15	4	0-1	0-0	0-0	0	0	0	0	0	0	
UCLA	12/18					— DNP —						
at Sav. State	12/21	15	1-4	1-4	1-3	2	2	1	0	0	4	
Alabama	1/1	10	1-2	0-1	1-2	2	0	0	0	1	3	
at Auburn	1/5	4	1-2	1-2	0-0	0	0	0	0	0	3	
at Florida	1/8	1	0-0	0-0	0-0	0	0	0	0	0	0	
Georgia	1/12	4	0-0	0-0	0-0	0	0	0	1	0	0	
at LSU	1/15	11	0-1	0-0	0-0	0	0	0	0	0	0	
Ole Miss	1/19	2	0-1	0-1	0-0	1	0	0	0	0	0	
Miss. State	1/23					— DNP —						
at Georgia	1/26					— DNP —						
Tennessee	1/30					— DNP —						
at Kentucky	2/2	2	0-1	0-1	0-0	0	0	0	0	0	0	
at Arkansas	2/5	5	1-1	1-1	0-0	0	0	0	0	0	3	
Auburn	2/9	6	0-0	0-0	0-0	0	0	0	0	0	0	
at UConn	2/13					— DNP —						
Vanderbilt	2/16	6	0-2	0-1	0-2	2	0	0	0	0	0	

Career Stats at South Carolina

Year	GP	GS	Min	Avg	FG	FGA	Pct	3FG	FGA	Pct	FT	FTA	Pct	Off	Def	Tot	Avg	PF	FO	A	TO	Blk	Stl	Pts	Avg
2016-17	18	0	117	6.5	8	28	.286	7	22	.318	3	9	.333	3	7	10	0.6	7	0	4	3	2	3	26	1.4



A'JA WILSON

#22

6-5 • Jr. • Forward • Hopkins, S.C. • Heathwood Hall
Major: Broadcasting

Career Highlights

Rated No. 1 player in the nation by espnW
 Wooden Award Late Season Top 20
 Naismith Trophy Top 30 Watch List
 USBWA Drysdale Midseason and Wade Watch Lists
 Preseason All-America First Team (AP, espnW, Athlon, Lindy's, Sporting News)
 Preseason SEC Player of the Year (Media, Coaches)
 2016 Naismith, Wooden and Wade Trophy Finalist
 2016 All-America First Team (AP, WBCA, USBWA, ESPN, Wooden Award)

2016 SEC Player of the Year (Coaches, AP)
 2016 SEC Defensive Player of the Year (Coaches)
 Two-time All-SEC First Team (2015, 2016)
 2015 USA Basketball Female Athlete of the Year
 2015 All-America (Third Team, AP; Hon. Men, WBCA)
 2015 SEC Freshman of the Year (Coaches, AP)
 2015 SEC All-Freshman Team
 2014 Nat'l HS Player of the Year (WBCA, Naismith, Parade)
 2014 McDonald's and Parade (HS) All-America

Miscellaneous

	Season	Career
Double-Double	6	25
30+ Points	1	1
20+ Points	7	19
10+ Points	20	77
10+ Rebounds	6	26
5+ Blocks	1	8
Tm-High Points	13	43
Tm-High Rebs.	6	29
Tm-High Assists	3	4

This Season's Highlights

- Selected to be a team captain
- Ranks 19th in the nation in field goal percentage and 36th in blocked shots, ranking fourth and third in the SEC, respectively
- Among league top 10 in scoring (8th) and rebounding (10th) ... second in blocked shots (2.1) and sixth in scoring (16.9) in conference play
- Active on the defensive end against Vanderbilt (Feb. 16) with a career-best five steals, four of which yielded points
- Paced Carolina's offense early at #1/1 UConn (Feb. 13), reaching double figures less than 11 minutes into the game ... protected the rim with three blocks to help hold Huskies to a season-low 66 points
- Efficient in her foul-plagued 22 minutes against Tennessee (Jan. 30), hitting 7-of-10 from the field
- Netted 13 of her 19 points at Georgia (Jan. 26) in the second half ... converted a layup with 7:35 left to spark Carolina's game-changing 18-5 fourth-quarter run that turned a four-point lead into a 17-point cushion late in the contest
- Had her way inside early against #4/4 Mississippi State (Jan. 23) with 16 first-half points on 7-of-8 shooting ... in second half, knocked down a tough turnaround jumper to extend lead late before converting two free throws to again push the advantage to three with two seconds to play
- Grabbed 11 of her 13 rebounds against #9/9 UCLA (Dec. 18) in the second half after limited first-half minutes due to foul trouble with eight of those coming in the fourth quarter to keep the Bruins at bay

2016-17 Game-by-Game Stats

Opponent	Date	GS	MIN	FG-A	3FG-A	FTA	Reb	A	TO	B	S	TP
at Ohio State	11/14	*	16	1-3	0-0	3-6	3	0	3	3	0	5
Hampton	11/20	*	22	3-8	0-0	14-14	7	2	3	2	1	20
Maine	11/21	*	19	7-8	0-0	0-2	3	2	0	4	0	14
Saint Peter's	11/22	*	21	5-9	0-0	4-7	5	4	1	2	3	14
vs. Louisville	11/27	*	28	6-12	0-0	5-6	5	5	5	2	1	17
at Texas	12/1	*	38	12-18	0-0	7-11	12	0	4	4	3	31
at Duke	12/4	*	35	7-14	0-0	4-6	6	0	4	1	0	18
Minnesota	12/11	*	21	5-10	0-0	0-0	6	2	0	2	2	10
Clemson	12/15	*	31	9-17	0-0	2-4	10	4	1	2	0	20
UCLA	12/18	*	26	5-14	0-0	3-4	13	0	3	1	0	13
at Sav. State	12/21	*	23	8-10	0-0	2-4	3	1	1	1	1	18
Alabama	1/1	*	24	9-13	0-0	5-6	9	2	3	2	2	23
at Auburn	1/5	*	29	4-7	0-1	2-2	11	1	2	2	1	10
at Florida	1/8	*	29	8-14	0-0	7-10	13	2	2	3	1	23
Georgia	1/12					— DNP —						
at LSU	1/15					— DNP —						
Ole Miss	1/19	*	15	3-5	0-0	0-2	4	0	2	0	1	6
Miss. State	1/23	*	38	10-13	0-0	6-8	9	2	4	3	2	26
at Georgia	1/26	*	35	5-13	0-0	9-14	11	3	2	2	0	19
Tennessee	1/30	*	22	7-10	0-0	0-0	4	1	2	2	0	14
at Kentucky	2/2	*	33	8-14	0-0	4-5	9	3	3	5	0	20
at Arkansas	2/5	*	23	5-9	0-0	8-9	1	0	2	1	0	18
Auburn	2/9	*	29	8-11	0-0	1-2	6	1	1	2	0	17
at UConn	2/13	*	34	5-12	0-0	7-8	5	1	1	3	1	17
Vanderbilt	2/16	*	24	4-7	0-0	2-2	8	1	0	1	5	10

- Dominant performance at #14/15 Texas (Dec. 1), delivering on both ends of the court with a career-high 31 points with nine in the fourth quarter, including two crucial putbacks that stifled any chance of a Longhorn comeback ... also effective on defensive end with a team-high four blocks and three steals
- Scored 11 of her team-high 17 points against #4/4 Louisville (Nov. 27) in first half to help build eight-point halftime lead ... also handed out career-best five assists
- Added two blocked shots to her 14 points against Saint Peter's (Nov. 22) to break the school record for career blocked shots

Career Highs

Pts	31 at Texas, 12/1/16
Rebs	19 at Kentucky, 3/1/15
Blks	8, 2x, last vs. Texas A&M, 1/17/16
Stls	5 vs. Vanderbilt, 2/16/17
Assts	5 vs. Louisville, 11/27/16
Min.	39 at Texas A&M, 1/31/16

SEC Career Highs

Pts	26, 2x, last vs. Miss. State, 1/23/17
Rebs	19 at Kentucky, 3/1/15
Blks	8, 2x, last vs. Texas A&M, 1/17/16
Stls	5 vs. Vanderbilt, 2/16/17
Assts	3, 6x, last at Kentucky, 2/2/17
Min.	39 at Texas A&M, 1/31/16

Season Highs

Pts	31 at Texas, 12/1
Rebs	13, 2x, last at Florida, 1/18
Blks	5 at Kentucky, 2/2
Stls	5 vs. Vanderbilt, 2/16
Assts	5 vs. Louisville, 11/27
Min.	38, 2x, last vs. Miss. State, 1/23

Career Stats at South Carolina

Year	GP	GS	Min	Avg	FG	FGA	Pct	3FG	FGA	Pct	FT	FTA	Pct	Off	Def	Tot	Avg	PF	FO	A	TO	Blk	Stl	Pts	Avg
2014-15	37	1	734	19.8	177	329	.538	1	3	.333	131	198	.662	78	165	243	6.6	72	1	37	62	65	32	486	13.1
2015-16	33	32	895	27.1	205	386	.531	0	0	—	120	166	.723	88	199	287	8.7	78	1	47	74	103	27	530	16.1
2016-17	23	23	615	26.7	144	251	.574	0	1	.000	95	132	.720	59	104	163	7.1	53	1	37	49	50	24	383	16.7
Career	93	56	2244	24.1	526	966	.545	1	4	.250	346	496	.698	225	468	693	7.5	203	3	121	185	218	83	1399	15.0



Official Basketball Box Score -- Game Totals -- Final Statistics
Vanderbilt vs #6/5 South Carolina
 02/16/17 7 p.m. at Columbia, S.C./Colonial Life Arena



Vanderbilt 51 • 12-14 (2-11 SEC)

#	Player	Total			Rebounds			PF	TP	A	TO	Blk	Stl	Min	
		FG-FGA	3-Ptr	FT-FTA	Off	Def	Tot								
00	Overbeck, Kayla	f	3-8	0-0	0-0	0	2	2	4	6	0	1	1	0	29
21	Whalen, Erin	f	0-6	0-3	2-2	0	2	2	5	2	1	0	0	1	22
22	Webb, Marqu'es	f	2-5	0-0	1-2	3	9	12	5	5	1	3	0	0	31
23	Spears, Minta	g	2-3	1-2	5-6	2	1	3	4	10	1	1	0	0	25
35	Clemons-Green, Kalei	g	1-5	0-2	0-0	0	3	3	4	2	1	4	0	0	22
01	Dahlman, Rebekah		2-6	2-6	0-0	0	1	1	3	6	0	2	0	0	14
03	Bell, Rachel		0-4	0-1	0-0	0	2	2	0	0	1	3	0	0	8
30	Carter, Lealea		1-12	0-2	7-10	4	2	6	1	9	2	2	0	0	24
33	Reed, Christa		1-4	1-2	8-8	1	2	3	2	11	0	3	0	1	25
	Team					5	2	7			1				
	Totals		12-53	4-18	23-28	15	26	41	28	51	7	20	1	2	200

1st - FG %: 2-10 20.0% 2nd: 4-12 33.3% 3rd: 5-15 33.3% 4th: 1-16 6.3% Game: 12-53 22.6% Deadball Rebounds: 5,2
 3FG %: 1-2 50.0% 1-4 25.0% 2-5 40.0% 0-7 0.0% 4-18 22.2%
 FT %: 1-2 50.0% 11-12 91.7% 4-4 100.0% 7-10 70.0% 23-28 82.1%

#6/5 South Carolina 82 • 22-3 (12-1 SEC)

#	Player	Total			Rebounds			PF	TP	A	TO	Blk	Stl	Min	
		FG-FGA	3-Ptr	FT-FTA	Off	Def	Tot								
22	WILSON, A'ja	f	4-7	0-0	2-2	2	6	8	1	10	1	0	1	5	24
41	COATES, Alaina	c	6-9	0-0	3-6	2	5	7	2	15	2	2	3	1	29
03	DAVIS, Kaela	g	6-14	1-5	2-4	3	2	5	2	15	3	0	0	1	27
10	GRAY, Allisha	g	4-8	0-3	3-6	2	0	2	2	11	5	2	1	1	22
52	HARRIS, Tyasha	g	4-10	1-2	0-0	0	2	2	0	9	1	0	0	3	27
00	PATRICK, Victoria		0-2	0-1	0-2	1	1	2	3	0	0	0	0	0	6
01	CUEVAS-MOORE, Bianc		2-8	1-4	2-3	0	1	1	3	7	3	0	0	1	21
04	CLINEY, Doniyah		1-2	0-1	0-2	1	4	5	2	2	3	1	0	0	14
12	BRADSHAW, Araion		0-0	0-0	1-2	0	0	0	1	1	1	0	0	0	6
15	DAVIS, Tiffany		0-2	0-2	0-0	1	1	2	0	0	0	0	0	0	5
21	HERBERT HARRIGAN,		5-5	0-0	2-4	0	1	1	3	12	0	0	2	0	19
	Team					0	2	2							
	Totals		32-67	3-18	15-31	12	25	37	19	82	19	5	7	12	200

1st - FG %: 10-21 47.6% 2nd: 9-17 52.9% 3rd: 6-14 42.9% 4th: 7-15 46.7% Game: 32-67 47.8% Deadball Rebounds: 11,1
 3FG %: 1-6 16.7% 2-3 66.7% 0-3 0.0% 0-6 0.0% 3-18 16.7%
 FT %: 2-5 40.0% 3-5 60.0% 4-7 57.1% 6-14 42.9% 15-31 48.4%

Officials: Cameron Inouye, William L. Smith, Douglas Knight
 Technical fouls: Vanderbilt-None. #6/5 South Carolina-None.
 Attendance: 13089

Score by periods	1st	2nd	3rd	4th	Total
Vanderbilt	6	20	16	9	51
#6/5 South Carolina	23	23	16	20	82

Points	In	Off	2nd	Fast	Bench
	Paint	T/O	Chance	Break	
VANDY	10	7	18	6	26
SC	24	9	18	22	

Last FG - VANDY 4th-03:58, SC 4th-02:24.
 Largest lead - VANDY None, SC by 33 4th-04:20.
 VANDY led for 00:00. SC led for 38:50. Game was tied for 01:10.

Score tied - 0 times.
 Lead changed - 0 times.



2016-17 South Carolina Basketball
South Carolina Game-by-Game Highs (as of Feb 16, 2017)
All games



Opponent	Date	Score	Points	Rebounds	Assists	Steals	Blocked shots
at #7/6 Ohio State	11/14/16	92-80	37-DAVIS, Kaela	13-COATES, Alaina	5-DAVIS, Kaela	3-DAVIS, Kaela	3-WILSON, A'ja
HAMPTON	11/20/16	92-38	28-COATES, Alaina	16-COATES, Alaina	5-DAVIS, Kaela	2-CUEVAS-MOORE, GRAY, Allisha CLINEY, Doniyah BRADSHAW, Araion	2-HERBERT HARRI COATES, Alaina WILSON, A'ja
MAINE	11/21/16	79-42	14-WILSON, A'ja	14-COATES, Alaina	4-CLINEY, Doniyah	2-CLINEY, Doniyah CUEVAS-MOORE,	4-WILSON, A'ja
SAINT PETER'S	11/22/16	93-38	16-COATES, Alaina	8-GRAY, Allisha CLINEY, Doniyah	5-GRAY, Allisha	5-CUEVAS-MOORE,	2-HERBERT HARRI WILSON, A'ja
vs #4/4 Louisville	11/27/16	83-59	17-COATES, Alaina GRAY, Allisha WILSON, A'ja	14-COATES, Alaina	6-HARRIS, Tyasha	4-COATES, Alaina	2-WILSON, A'ja
at #14/15 Texas	12/01/16	76-67	31-WILSON, A'ja	12-WILSON, A'ja	2-HERBERT HARRI CUEVAS-MOORE,	3-WILSON, A'ja HARRIS, Tyasha	4-WILSON, A'ja
at Duke	12/04/16	63-74	18-WILSON, A'ja	6-DAVIS, Kaela GRAY, Allisha WILSON, A'ja	6-GRAY, Allisha	2-DAVIS, Kaela CUEVAS-MOORE,	2-COATES, Alaina
MINNESOTA	12/11/16	98-58	22-DAVIS, Kaela	11-COATES, Alaina	7-GRAY, Allisha	2-WILSON, A'ja GRAY, Allisha CUEVAS-MOORE,	4-COATES, Alaina
CLEMSON	12/15/16	83-61	20-WILSON, A'ja	10-WILSON, A'ja COATES, Alaina	4-CUEVAS-MOORE, WILSON, A'ja DAVIS, Kaela	2-COATES, Alaina GRAY, Allisha	4-COATES, Alaina
#9/9 UCLA	12/18/16	66-57	20-COATES, Alaina	14-COATES, Alaina	2-GRAY, Allisha DAVIS, Kaela	2-DAVIS, Kaela	3-HERBERT HARRI
at Savannah State	12/21/16	70-30	18-WILSON, A'ja	7-COATES, Alaina CLINEY, Doniyah	5-CUEVAS-MOORE,	5-GRAY, Allisha	3-HERBERT HARRI
ALABAMA	01/01/17	93-45	23-WILSON, A'ja	11-COATES, Alaina	6-HARRIS, Tyasha	3-COATES, Alaina	4-HERBERT HARRI
at Auburn	01/05/17	73-47	21-DAVIS, Kaela	11-WILSON, A'ja	7-CUEVAS-MOORE,	1-WILSON, A'ja HARRIS, Tyasha COATES, Alaina DAVIS, Kaela	2-HERBERT HARRI WILSON, A'ja COATES, Alaina
at Florida	01/08/17	81-62	23-WILSON, A'ja	13-COATES, Alaina WILSON, A'ja	2-COATES, Alaina WILSON, A'ja GRAY, Allisha HARRIS, Tyasha	4-GRAY, Allisha	3-WILSON, A'ja
GEORGIA	01/12/17	66-63	25-CUEVAS-MOORE,	11-COATES, Alaina	3-HARRIS, Tyasha CUEVAS-MOORE,	4-HARRIS, Tyasha	1-PATRICK, Victoria
at LSU	01/15/17	84-61	24-COATES, Alaina	11-COATES, Alaina	3-DAVIS, Kaela CUEVAS-MOORE, HARRIS, Tyasha	3-CLINEY, Doniyah	3-GRAY, Allisha
OLE MISS	01/19/17	65-46	15-COATES, Alaina	15-COATES, Alaina	5-HARRIS, Tyasha	3-COATES, Alaina	2-HERBERT HARRI
#4/4 MISSISSIPPI ST.	01/23/17	64-61	26-WILSON, A'ja	12-COATES, Alaina	3-COATES, Alaina HARRIS, Tyasha	2-WILSON, A'ja GRAY, Allisha	3-WILSON, A'ja
at Georgia	01/26/17	62-44	19-WILSON, A'ja	13-COATES, Alaina	3-WILSON, A'ja	3-COATES, Alaina	4-COATES, Alaina
TENNESSEE	01/30/17	74-76	18-CUEVAS-MOORE,	9-COATES, Alaina	6-HARRIS, Tyasha	2-CLINEY, Doniyah	2-WILSON, A'ja
at #25/- Kentucky	02/02/17	75-63	20-COATES, Alaina WILSON, A'ja	18-COATES, Alaina	6-CLINEY, Doniyah	3-GRAY, Allisha DAVIS, Kaela	5-WILSON, A'ja
at Arkansas	02/05/17	79-49	18-WILSON, A'ja COATES, Alaina	19-COATES, Alaina	5-HARRIS, Tyasha	3-CLINEY, Doniyah	2-HERBERT HARRI
AUBURN	02/09/17	60-41	17-WILSON, A'ja	9-COATES, Alaina	6-GRAY, Allisha	3-HARRIS, Tyasha	2-HERBERT HARRI HARRIS, Tyasha WILSON, A'ja
at #1/1 UConn	02/13/17	55-66	17-WILSON, A'ja	15-COATES, Alaina	4-COATES, Alaina	2-HARRIS, Tyasha GRAY, Allisha	3-WILSON, A'ja
VANDERBILT	02/16/17	82-51	15-DAVIS, Kaela COATES, Alaina	8-WILSON, A'ja	5-GRAY, Allisha	5-WILSON, A'ja	3-COATES, Alaina



2016-17 South Carolina Basketball
South Carolina Points-Rebounds-Assists (as of Feb 16, 2017)
All games



Opponent	Date	Score		00	01	03	04	10	12	15
				PATRICK,VI	CUEVAS-MOO	DAVIS,KAE	CLINEY,DON	GRAY,ALLIS	BRADSHAW,A	DAVIS,TIFF
at #7/6 Ohio State	11/14/16	92-80	w	0-0-0	9-2-2	37-10-5	0-1-0	24-7-3	0-0-0	0-0-0
HAMPTON	11/20/16	92-38	w	4-2-1	4-1-1	3-7-5	2-1-0	16-1-4	0-1-1	4-2-0
MAINE	11/21/16	79-42	w	3-1-0	7-1-2	10-3-3	4-4-4	10-3-3	0-0-1	2-2-1
SAINT PETER'S	11/22/16	93-38	w	3-0-1	11-3-3	14-3-3	3-8-1	13-8-5	3-0-1	0-3-1
vs #4/4 Louisville	11/27/16	83-59	w	0-0-0	4-1-3	13-8-1	3-4-0	17-3-0	0-0-0	1-2-0
at #14/15 Texas	12/01/16	76-67	w	DNP	7-0-2	12-3-1	0-0-0	8-4-0	DNP	DNP
at Duke	12/04/16	63-74	L	DNP	9-2-2	14-6-2	0-0-0	11-6-6	DNP	0-1-0
MINNESOTA	12/11/16	98-58	w	3-0-0	6-2-1	22-3-4	6-8-3	18-5-7	3-2-2	0-1-0
CLEMSON	12/15/16	83-61	w	0-0-0	4-2-4	17-3-4	7-9-1	8-2-1	0-1-1	0-0-0
#9/9 UCLA	12/18/16	66-57	w	DNP	10-5-1	2-4-2	6-4-0	11-3-2	DNP	DNP
at Savannah State	12/21/16	70-30	w	4-2-2	3-3-5	6-4-3	3-7-0	12-4-4	2-1-1	DNP
ALABAMA	01/01/17	93-45	w	3-2-0	9-1-1	16-3-2	1-5-1	7-2-2	1-3-2	3-0-0
at Auburn	01/05/17	73-47	w	3-0-0	19-2-7	21-5-2	3-1-6	5-4-2	DNP	0-0-0
at Florida	01/08/17	81-62	w	0-0-0	3-2-1	10-6-1	1-1-0	18-6-2	0-0-0	DNP
GEORGIA	01/12/17	66-63	w	0-0-0	25-2-3	4-3-2	0-4-1	14-7-1	DNP	DNP
at LSU	01/15/17	84-61	w	0-0-0	17-2-3	8-2-3	3-1-0	21-5-2	3-1-0	DNP
OLE MISS	01/19/17	65-46	w	0-1-0	7-2-0	14-1-0	4-2-1	11-5-4	2-0-0	DNP
#4/4 MISSISSIPPI ST.	01/23/17	64-61	w	DNP	2-1-0	4-0-1	1-0-0	17-7-1	DNP	DNP
at Georgia	01/26/17	62-44	w	DNP	6-6-1	8-3-1	7-4-1	18-4-1	3-0-1	DNP
TENNESSEE	01/30/17	74-76	L	DNP	18-3-0	15-2-0	0-1-0	14-8-1	0-0-0	DNP
at #25/- Kentucky	02/02/17	75-63	w	0-0-0	3-0-2	7-2-0	3-1-6	11-5-2	0-0-0	DNP
at Arkansas	02/05/17	79-49	w	3-0-0	10-2-0	10-3-2	0-5-1	10-4-4	0-3-1	DNP
AUBURN	02/09/17	60-41	w	0-0-0	0-1-0	11-0-5	2-1-1	9-3-6	0-1-0	DNP
at #1/1 UConn	02/13/17	55-66	L	DNP	11-4-0	3-2-0	0-0-0	7-2-2	DNP	DNP
VANDERBILT	02/16/17	82-51	w	0-2-0	7-1-3	15-5-3	2-5-3	11-2-5	1-0-1	0-2-0

Opponent	Date	Score		21	22	41	52
				HERBERT HA	WILSON,A'J	COATES,ALA	HARRIS,TYA
at #7/6 Ohio State	11/14/16	92-80	w	4-5-0	5-3-0	10-13-3	3-0-3
HAMPTON	11/20/16	92-38	w	8-7-2	20-7-2	28-16-1	3-2-2
MAINE	11/21/16	79-42	w	13-8-2	14-3-2	12-14-0	4-2-3
SAINT PETER'S	11/22/16	93-38	w	9-4-0	14-5-4	16-7-2	7-0-1
vs #4/4 Louisville	11/27/16	83-59	w	11-2-1	17-5-5	17-14-1	0-0-6
at #14/15 Texas	12/01/16	76-67	w	2-4-2	31-12-0	6-7-0	10-1-0
at Duke	12/04/16	63-74	L	0-3-1	18-6-0	8-5-2	3-1-1
MINNESOTA	12/11/16	98-58	w	5-3-2	10-6-2	16-11-2	9-1-6
CLEMSON	12/15/16	83-61	w	8-5-0	20-10-4	19-10-3	0-1-0
#9/9 UCLA	12/18/16	66-57	w	2-7-0	13-13-0	20-14-0	2-1-1
at Savannah State	12/21/16	70-30	w	3-6-0	18-3-1	9-7-2	10-5-1
ALABAMA	01/01/17	93-45	w	4-5-1	23-9-2	19-11-1	7-1-6
at Auburn	01/05/17	73-47	w	2-4-0	10-11-1	5-6-0	5-3-2
at Florida	01/08/17	81-62	w	7-3-0	23-13-2	14-13-2	5-2-2
GEORGIA	01/12/17	66-63	w	0-2-0	DNP	12-11-1	11-4-3
at LSU	01/15/17	84-61	w	2-2-0	DNP	24-11-2	6-4-3
OLE MISS	01/19/17	65-46	w	2-3-0	6-4-0	15-15-2	4-4-5
#4/4 MISSISSIPPI ST.	01/23/17	64-61	w	0-0-0	26-9-2	9-12-3	5-1-3
at Georgia	01/26/17	62-44	w	0-0-0	19-11-3	1-13-0	0-0-2
TENNESSEE	01/30/17	74-76	L	0-1-0	14-4-1	7-9-2	6-1-6
at #25/- Kentucky	02/02/17	75-63	w	4-2-0	20-9-3	20-18-1	7-1-5
at Arkansas	02/05/17	79-49	w	6-6-0	18-1-0	18-19-4	4-1-5
AUBURN	02/09/17	60-41	w	2-2-0	17-6-1	16-9-1	3-2-4
at #1/1 UConn	02/13/17	55-66	L	0-3-1	17-5-1	10-15-4	7-2-3
VANDERBILT	02/16/17	82-51	w	12-1-0	10-8-1	15-7-2	9-2-1



2016-17 South Carolina Basketball
 South Carolina Team Game-by-Game Comparison (as of Feb 16, 2017)
 All games



Opponent	1st	2nd	Score	Mar	Total FG	FG Pct	3-Pointers	3FG Pct	Free Throws	FT Pct	Rebounds	Assist	T/Over	Block	Steal	Fouls	
#7/6 Ohio State	44/39	48/41	92-80	+12	31-64/28-70	.484/.400	4-11/7-27	.364/.259	26-41/17-24	.634/.708	48/36	+12	16/10	17/17	5/5	9/2	22/29
HAMPPTON	53/26	39/12	92-38	+54	29-70/14-58	.414/.241	6-21/4-15	.286/.267	28-35/6-12	.800/.500	50/36	+14	19/9	9/24	8/3	12/3	12/26
MAINE	43/19	36/23	79-42	+37	33-59/15-56	.559/.268	3-14/5-22	.214/.227	10-16/7-9	.625/.778	42/27	+15	21/9	10/13	5/2	7/4	11/15
SAINT PETER'S	64/21	29/17	93-38	+55	37-66/16-54	.561/.296	10-24/4-20	.417/.200	9-17/7-2	.529/1000	44/24	+20	22/6	13/22	7/1	17/11	4/14
#4/4 Louisville	37/29	46/30	83-59	+24	27-60/23-60	.450/.383	5-17/6-18	.294/.333	24-31/7-10	.774/.700	46/29	+17	17/14	13/17	6/9	7/3	19/27
#14/15 Texas	33/30	43/37	76-67	+9	22-52/28-68	.423/.412	2-10/4-13	.200/.308	30-40/7-14	.750/.500	37/40	(3)	5/13	13/17	6/9	10/5	18/29
Duke	29/36	34/38	63-74	(11)	24-57/30-60	.421/.500	6-23/5-12	.261/.417	9-14/9-11	.643/.818	33/30	+3	14/8	19/16	3/3	6/14	11/15
MINNESOTA	57/27	41/31	98-58	+40	36-72/18-63	.528/.286	16-33/10-32	.485/.313	6-10/12-18	.600/.667	45/38	+7	29/12	11/14	9/3	9/6	17/17
CLEMSON	38/28	45/33	83-61	+22	31-67/21-61	.463/.344	4-14/2-11	.286/.182	17-25/17-23	.680/.739	49/30	+19	18/5	13/11	11/2	6/5	19/20
#9/9 UCLA	26/26	40/31	66-57	+9	22-66/22-78	.333/.282	1-3/4-27	.333/.148	21-32/9-17	.656/.529	54/47	+7	6/9	15/9	5/7	4/11	14/27
Savannah State	39/12	31/18	70-30	+40	30-62/11-51	.484/.216	6-16/4-16	.154/.200	8-16/5-5	.500/1000	50/25	+25	19/3	10/16	6/1	12/7	9/9
ALABAMA	41/22	52/23	93-45	+48	34-64/16-59	.531/.271	14-28/3-18	.375/.250	19-26/9-12	.731/.750	44/27	+17	18/9	14/22	10/4	12/6	18/21
Auburn	41/25	32/22	73-47	+26	28-56/16-58	.500/.276	6-18/4-10	.500/.167	3-4/12-15	.750/.800	37/32	+5	20/6	15/11	6/1	4/4	19/11
Florida	47/24	34/38	81-62	+19	30-69/23-63	.435/.365	6-18/7-15	.333/.400	15-23/12-20	.652/.600	48/42	+6	10/11	14/22	6/2	13/6	22/22
GEORGIA	30/27	36/36	66-63	+3	22-60/24-57	.367/.421	5-12/1-6	.417/.167	16-22/8-14	.727/.571	34/40	(6)	11/19	11/18	1/4	13/4	14/22
LSU	49/36	35/25	84-61	+23	29-51/26-60	.569/.433	5-12/1-6	.417/.167	21-26/8-16	.808/.500	31/30	+1	13/8	16/18	4/1	12/8	15/19
OLE MISS	37/22	28/24	65-46	+19	23-57/19-52	.404/.365	2-9/2-9	.222/.222	17-24/6-14	.708/.429	41/31	+10	12/12	14/18	5/3	8/6	12/20
#4/4 MISSISSIPPI ST.	28/35	36/26	64-61	+3	20-42/26-66	.476/.394	3-13/6-16	.231/.375	21-28/3-9	.750/.333	33/34	(1)	10/16	14/9	5/3	5/8	17/23
Georgia	23/15	39/29	62-44	+18	20-57/20-54	.351/.370	5-16/1-10	.313/.100	17-31/3-8	.548/.375	45/38	+7	10/9	10/18	8/5	10/4	15/21
TENNESSEE	36/39	38/37	74-76	(2)	28-61/29-59	.459/.492	5-14/3-8	.357/.375	13-17/15-21	.765/.714	36/28	+8	10/14	13/9	2/2	5/7	21/15
#25/- Kentucky	42/23	33/40	75-63	+12	28-56/21-62	.500/.339	7-19/6-19	.368/.316	12-15/15-20	.800/.750	40/29	+11	19/9	17/14	8/0	7/5	18/15
Arkansas	43/25	36/24	79-49	+30	28-58/18-65	.483/.277	5-14/6-29	.357/.207	18-20/7-8	.900/.875	46/30	+16	17/10	12/13	4/1	10/4	13/17
AUBURN	29/16	31/25	60-41	+19	25-44/14-47	.568/.298	5-14/7-18	.357/.389	5-8/6-8	.625/.750	30/21	+9	18/10	14/10	7/3	3/8	10/11
#1/1 UConn	29/35	26/31	55-66	(11)	20-57/26-63	.351/.413	6-21/4-17	.286/.235	9-14/10-10	.643/1000	36/38	(2)	11/20	17/12	5/2	6/8	18/17
VANDERBILT	46/26	36/25	82-51	+31	32-67/12-53	.478/.226	3-18/4-18	.167/.222	15-31/23-28	.484/.821	37/41	(4)	19/7	5/20	7/1	12/2	19/28

Note: Game totals are displayed in the format TEAM/OPPONENT for each category



2016-17 South Carolina Basketball
South Carolina Combined Team Statistics (as of Feb 14, 2017)
vs. Ranked



RECORD:	OVERALL	HOME	AWAY	NEUTRAL
ALL GAMES	6-1	2-0	3-1	1-0
CONFERENCE	2-0	1-0	1-0	0-0
NON-CONFERENCE	4-1	1-0	2-1	1-0

##	Player	gp-gs	min	avg	Total		3-Point		F-Throw		Rebounds			pf	dq	a	to	blk	stl	pts	avg			
					fg-fga	fg%	3fg-fga	3fg%	ft-fa	ft%	off	def	tot											
22	WILSON, A'ja	7-7	213	30.4	47-86	.547	0-0	.000	35-48	.729	19	37	56	8.0	19	1	11	23	21	7	129	18.4		
10	GRAY, Alisha	7-7	222	31.7	34-65	.523	7-20	.350	20-31	.645	8	23	31	4.4	16	0	10	9	2	9	95	13.6		
41	COATES, Alaina	7-7	203	29.0	29-48	.604	0-0	.000	34-47	.723	29	64	93	13.3	23	0	12	15	7	4	92	13.1		
03	DAVIS, Kaela	7-7	203	29.0	24-79	.304	11-32	.344	19-22	.864	4	25	29	4.1	18	0	10	25	0	11	78	11.1		
01	CUEVAS-MOORE, Bia	7-4	143	20.4	15-52	.288	5-15	.333	11-14	.786	4	9	13	1.9	17	0	10	10	0	7	46	6.6		
52	HARRIS, Tyasha	7-3	193	27.6	10-34	.294	4-21	.190	10-16	.625	2	4	6	0.9	11	0	21	9	1	5	34	4.9		
21	HERBERT HARRIGAN	7-0	106	15.1	9-22	.409	0-1	.000	5-7	.714	7	16	23	3.3	10	0	4	9	7	3	23	3.3		
04	CLINEY, Doniyah	7-0	93	13.3	2-8	.250	1-3	.333	8-14	.571	4	6	10	1.4	11	0	6	4	0	2	13	1.9		
15	DAVIS, Tiffany	2-0	10	5.0	0-1	.000	0-1	.000	1-2	.500	0	2	2	1.0	0	0	0	0	0	0	1	0.5		
12	BRADSHAW, Araion	3-0	8	2.7	0-1	.000	0-0	.000	0-0	.000	0	0	0	0.0	1	0	0	1	0	0	0	0.0		
00	PATRICK, Victoria	3-0	6	2.0	0-1	.000	0-1	.000	0-0	.000	0	0	0	0.0	0	0	0	0	0	0	0	0.0		
Team											15	16	31											
Total.....		7	1400		170-397	.428	28-94	.298	143-201	.711	92	202	294	42.0	126	1	84	106	38	48	511	73.0		
Opponents.....		7	1400		174-467	.373	37-137	.270	68-104	.654	104	149	253	36.1	167	11	91	95	31	42	453	64.7		

TEAM STATISTICS	SC	OPP	Date	Opponent	Score	Att.
SCORING	511	453	11/14/16	at #7/6 Ohio State	w 92-80	6683
Points per game	73.0	64.7	@ 11/27/16	vs #4/4 Louisville	w 83-59	1812
Scoring margin	+8.3	-	12/01/16	at #14/15 Texas	w 76-67	3330
FIELD GOALS-ATT	170-397	174-467	12/18/16	#9/9 UCLA	w 66-57	13367
Field goal pct	.428	.373	* 01/23/17	#4/4 MISSISSIPPI ST.	w 64-61	13120
3 POINT FG-ATT	28-94	37-137	* 02/02/17	at #25/- Kentucky	w 75-63	5533
3-point FG pct	.298	.270	02/13/17	at #1/1 UConn	L 55-66	10167
3-pt FG made per game	4.0	5.3	* = Conference game			
FREE THROWS-ATT	143-201	68-104	@ = Basketball Hall of Fame Women's Challenge (Columbia, S.C./Springfield, Mass.)			
Free throw pct	.711	.654				
F-Throws made per game	20.4	9.7				
REBOUNDS	294	253				
Rebounds per game	42.0	36.1				
Rebounding margin	+5.9	-				
ASSISTS	84	91				
Assists per game	12.0	13.0				
TURNOVERS	106	95				
Turnovers per game	15.1	13.6				
Turnover margin	-1.6	-				
Assist/turnover ratio	0.8	1.0				
STEALS	48	42				
Steals per game	6.9	6.0				
BLOCKS	38	31				
Blocks per game	5.4	4.4				
ATTENDANCE	26487	27525				
Home games-Avg/Game	2-13244	4-6428				
Neutral site-Avg/Game	-	1-1812				

Score by Periods	1st	2nd	3rd	4th	Totals
South Carolina	106	133	141	131	511
Opponents	115	102	112	124	453



2016-17 South Carolina Basketball
South Carolina Combined Team Statistics (as of Feb 16, 2017)
Conference games



RECORD:	OVERALL	HOME	AWAY	NEUTRAL
ALL GAMES	12-1	6-1	6-0	0-0
CONFERENCE	12-1	6-1	6-0	0-0
NON-CONFERENCE	0-0	0-0	0-0	0-0

##	Player	gp-gs	min	avg	Total		3-Point		F-Throw		Rebounds			pf	dq	a	to	blk	stl	pts	avg			
					fg-fga	fg%	3fg-fga	3fg%	ft-fta	ft%	off	def	tot											
22	WILSON, A'ja	11-11	301	27.4	71-116	.612	0-1	.000	44-60	.733	32	53	85	7.7	24	0	16	23	23	12	186	16.9		
41	COATES, Alaina	13-13	378	29.1	69-104	.663	0-0	.000	37-58	.638	41	113	154	11.8	34	0	21	19	19	19	175	13.5		
10	GRAY, Alisha	13-13	375	28.8	57-114	.500	17-46	.370	35-46	.761	28	34	62	4.8	29	1	33	22	10	20	166	12.8		
03	DAVIS, Kaela	13-13	344	26.5	49-150	.327	19-61	.311	26-34	.765	10	25	35	2.7	32	0	22	22	0	14	143	11.0		
01	CUEVAS-MOORE, Bia	13-1	309	23.8	41-95	.432	17-37	.459	27-34	.794	4	21	25	1.9	19	0	21	19	0	10	126	9.7		
52	HARRIS, Tyasha	13-13	371	28.5	26-68	.382	11-36	.306	9-12	.750	1	25	26	2.0	22	0	47	21	5	19	72	5.5		
21	HERBERT HARRIGAN	13-1	173	13.3	19-44	.432	0-1	.000	3-7	.429	9	22	31	2.4	22	1	1	17	15	2	41	3.2		
04	CLINEY, Doniyah	13-0	232	17.8	9-28	.321	3-11	.273	6-14	.429	13	18	31	2.4	19	0	21	17	0	16	27	2.1		
12	BRADSHAW, Araion	10-0	50	5.0	2-9	.222	2-5	.400	4-6	.667	2	6	8	0.8	7	0	5	5	0	1	10	1.0		
15	DAVIS, Tiffany	3-0	16	5.3	1-4	.250	1-4	.250	0-0	.000	1	1	2	0.7	0	0	0	0	0	0	3	1.0		
00	PATRICK, Victoria	10-0	51	5.1	3-10	.300	2-7	.286	1-4	.250	1	4	5	0.5	5	0	0	0	1	1	9	0.9		
Team											16	22	38											
Total.....		13	2600	347-742		.468	72-209	.344	192-275	.698	158	344	502	38.6	213	2	187	169	73	114	958	73.7		
Opponents.....		13	2600	264-755		.350	54-192	.281	127-193	.658	161	262	423	32.5	245	8	140	202	30	72	709	54.5		

TEAM STATISTICS	SC	OPP	Date	Opponent	Score	Att.
SCORING	958	709	* 01/01/17	ALABAMA	w 93-45	12069
Points per game	73.7	54.5	* 01/05/17	at Auburn	w 73-47	2144
Scoring margin	+19.2	-	* 01/08/17	at Florida	w 81-62	2232
FIELD GOALS-ATT	347-742	264-755	* 01/12/17	GEORGIA	w 66-63	12043
Field goal pct	.468	.350	* 01/15/17	at LSU	w 84-61	2840
3 POINT FG-ATT	72-209	54-192	* 01/19/17	OLE MISS	w 65-46	12518
3-point FG pct	.344	.281	* 01/23/17	#4/4 MISSISSIPPI ST.	w 64-61	13120
3-pt FG made per game	5.5	4.2	* 01/26/17	at Georgia	w 62-44	3540
FREE THROWS-ATT	192-275	127-193	* 01/30/17	TENNESSEE	L 74-76	13690
Free throw pct	.698	.658	* 02/02/17	at #25/- Kentucky	w 75-63	5533
F-Throws made per game	14.8	9.8	* 02/05/17	at Arkansas	w 79-49	1650
REBOUNDS	502	423	* 02/09/17	AUBURN	w 60-41	13360
Rebounds per game	38.6	32.5	* 02/16/17	VANDERBILT	w 82-51	13089
Rebounding margin	+6.1	-				
ASSISTS	187	140	* = Conference game			
Assists per game	14.4	10.8	@ = Basketball Hall of Fame Women's Challenge (Columbia, S.C./Springfield, Mass.)			
TURNOVERS	169	202				
Turnovers per game	13.0	15.5				
Turnover margin	+2.5	-				
Assist/turnover ratio	1.1	0.7				
STEALS	114	72				
Steals per game	8.8	5.5				
BLOCKS	73	30				
Blocks per game	5.6	2.3				
ATTENDANCE	89889	17939				
Home games-Avg/Game	7-12841	6-2990				
Neutral site-Avg/Game	-	0-0				

Score by Periods	1st	2nd	3rd	4th	Totals
South Carolina	274	218	235	231	958
Opponents	152	183	178	196	709



2016-17 South Carolina Basketball
South Carolina Combined Team Statistics (as of Feb 16, 2017)
All games



RECORD:	OVERALL	HOME	AWAY	NEUTRAL
ALL GAMES	22-3	12-1	9-2	1-0
CONFERENCE	12-1	6-1	6-0	0-0
NON-CONFERENCE	10-2	6-0	3-2	1-0

##	Player	gp-gs	min	Total		3-Point		F-Throw		Rebounds			pf	dq	a	to	blk	stl	pts	avg		
				fg-fga	fg%	3fg-fga	3fg%	ft-fga	ft%	off	def	tot									avg	
22	WILSON, A'ja	23-23	615	26.7	144-251	.574	0-1	.000	95-132	.720	59	104	163	7.1	53	1	37	49	50	24	383	16.7
41	COATES, Alaina	25-25	698	27.9	134-200	.670	0-0	.000	78-119	.655	90	197	287	11.5	59	0	41	36	38	30	346	13.8
10	GRAY, Alisha	25-25	700	28.0	116-231	.502	30-90	.333	59-83	.711	44	66	110	4.4	52	1	70	36	16	37	321	12.8
03	DAVIS, Kaela	25-24	675	27.0	100-291	.344	45-127	.354	51-66	.773	27	64	91	3.6	56	1	55	52	0	27	296	11.8
01	CUEVAS-MOORE, Bia	25-11	538	21.5	71-180	.394	28-69	.406	41-56	.732	11	40	51	2.0	39	0	47	36	2	33	211	8.4
52	HARRIS, Tyasha	25-15	626	25.0	48-123	.390	18-63	.286	16-24	.667	4	38	42	1.7	34	0	74	37	7	25	130	5.2
21	HERBERT HARRIGAN	25-1	394	15.8	43-102	.422	0-3	.000	20-31	.645	30	58	88	3.5	38	2	12	33	30	9	106	4.2
04	CLINEY, Doniyah	25-1	432	17.3	19-52	.365	4-16	.250	19-35	.543	31	46	77	3.1	34	0	30	28	1	25	61	2.4
00	PATRICK, Victoria	18-0	117	6.5	8-28	.286	7-22	.318	3-9	.333	3	7	10	0.6	7	0	4	3	2	3	26	1.4
12	BRADSHAW, Araion	18-0	125	6.9	5-19	.263	4-10	.400	4-6	.667	4	9	13	0.7	14	0	12	9	0	5	18	1.0
15	DAVIS, Tiffany	11-0	80	7.3	3-17	.176	1-12	.083	3-5	.600	3	10	13	1.2	1	0	2	4	1	1	10	0.9
Team											41	50	91				6					
Total.....		25	5000		691-1494	.463	137-413	.332	389-566	.687	347	689	1036	41.4	387	5	384	329	147	219	1908	76.3
Opponents.....		25	5000		516-1497	.345	112-421	.266	235-348	.675	315	508	823	32.9	490	18	258	390	73	151	1379	55.2

TEAM STATISTICS	SC	OPP	Date	Opponent	Score	Att.
SCORING	1908	1379	11/14/16	at #7/6 Ohio State	w 92-80	6683
Points per game	76.3	55.2	@ 11/20/16	HAMPTON	w 92-38	11795
Scoring margin	+21.2	-	@ 11/21/16	MAINE	w 79-42	11057
FIELD GOALS-ATT	691-1494	516-1497	@ 11/22/16	SAINT PETER'S	w 93-38	11455
Field goal pct	.463	.345	@ 11/27/16	vs #4/4 Louisville	w 83-59	1812
3 POINT FG-ATT	137-413	112-421	12/01/16	at #14/15 Texas	w 76-67	3330
3-point FG pct	.332	.266	12/04/16	at Duke	L 63-74	6036
3-pt FG made per game	5.5	4.5	12/11/16	MINNESOTA	w 98-58	12461
FREE THROWS-ATT	389-566	235-348	12/15/16	CLEMSON	w 83-61	11916
Free throw pct	.687	.675	12/18/16	#9/9 UCLA	w 66-57	13367
F-Throws made per game	15.6	9.4	12/21/16	at Savannah State	w 70-30	1411
REBOUNDS	1036	823	* 01/01/17	ALABAMA	w 93-45	12069
Rebounds per game	41.4	32.9	* 01/05/17	at Auburn	w 73-47	2144
Rebounding margin	+8.5	-	* 01/08/17	at Florida	w 81-62	2232
ASSISTS	384	258	* 01/12/17	GEORGIA	w 66-63	12043
Assists per game	15.4	10.3	* 01/15/17	at LSU	w 84-61	2840
TURNOVERS	329	390	* 01/19/17	OLE MISS	w 65-46	12518
Turnovers per game	13.2	15.6	* 01/23/17	#4/4 MISSISSIPPI ST.	w 64-61	13120
Turnover margin	+2.4	-	* 01/26/17	at Georgia	w 62-44	3540
Assist/turnover ratio	1.2	0.7	* 01/30/17	TENNESSEE	L 74-76	13690
STEALS	219	151	* 02/02/17	at #25/- Kentucky	w 75-63	5533
Steals per game	8.8	6.0	* 02/05/17	at Arkansas	w 79-49	1650
BLOCKS	147	73	* 02/09/17	AUBURN	w 60-41	13360
Blocks per game	5.9	2.9	02/13/17	at #1/1 UConn	L 55-66	10167
ATTENDANCE	161940	47378	* 02/16/17	VANDERBILT	w 82-51	13089
Home games-Avg/Game	13-12457	11-4142				
Neutral site-Avg/Game	-	1-1812				

* = Conference game

@ = Basketball Hall of Fame Women's Challenge (Columbia, S.C./Springfield, Mass.)

Score by Periods	1st	2nd	3rd	4th	Totals
South Carolina	503	481	483	441	1908
Opponents	318	345	349	367	1379