



# SOUTH CAROLINA BASKETBALL

@GamecockMBB | #Gamecocks | GamecocksOnline.com | #HereSC

## 2014-15 SCHEDULE

DATE	OPPONENT	TIME/BROADCAST
O. 26	Benedict +	W, 92-47
N. 14	North Florida	W, 81-56
N. 18	RV/RV Baylor \$	L, 69-65
N. 20	vs. Cornell %	W, 69-45
N. 21	vs. Charlotte %	L, 65-63
N. 23	vs. Akron %	L, 68-63
N. 26	UNC Asheville	W, 89-75
D. 1	at Marshall	W, 77-59
D. 6	RV/RV Oklahoma State !	W, 75-49
D. 19	Clemson	W, 68-45
D. 21	Coker	W, 78-52
D. 30	North Carolina A&T	W, 91-54
J. 3	vs. No. 9/9 Iowa State &	W, 64-60
J. 7	Florida*	7 p.m./SECN
J. 10	at Ole Miss*	5 p.m./FSN
J. 13	Alabama*	9 p.m./ESPNU
J. 17	at Auburn*	8:30 p.m./ SECN
J. 20	Tennessee*	9 p.m./ESPNU
J. 24	Kentucky*	12 p.m./ESPN/2
J. 28	at LSU*	7 p.m./ SECN
J. 31	Georgia*	4 p.m./ESPNU
F. 3	at Arkansas*	9 p.m./ SECN
F. 7	at Vanderbilt*	4 p.m./FSN
F. 10	Missouri*	7 p.m./ SECN
F. 14	at Kentucky*	2 p.m./ESPN/2
F. 17	at Georgia*	7 p.m./ SECN
F. 21	Texas A&M*	12 p.m./ SECN
F. 24	at Alabama*	7 p.m./ SECN
F. 28	Mississippi State*	6 p.m./ SECN
M. 5	Arkansas*	7 p.m./ESPN/2
M. 7	at Tennessee*	4 p.m./FSN
M. 11-15	SEC Tournament (Nashville, Tenn.)	TBD

All home games in **bold** | All times listed Eastern  
 \* indicates SEC contest | + indicates exhibition | FSN - Fox Sports | SECN+ - SEC Network + | SECN - SEC Network | CBSSN - CBS Sports Network | \$ - ESPN College Hoops Marathon (Columbia, S.C.) | % - Charleston Classic (Charleston, S.C.) | ! - SEC/Big 12 Challenge (Columbia, S.C.) | & Brooklyn Hoops Presents (Brooklyn, N.Y.)

## GAME INFORMATION

**Game Date:** Wednesday, Jan. 7, 2015  
**Game Time:** 7 p.m. ET  
**Arena:** Colonial Life Arena (18,000)  
**Broadcast:** SEC Network  
**Talent:** Dave Neal (pxp), Jon Sundvold (analyst)  
**Radio:** Gamecock Radio Network  
**Talent:** Andy Demetra (pxp), Casey Manning (analyst)  
**Sirius:** 93; XM: 190  
**Live Stats:** GamecocksOnline.com  
**Tickets:** GamecocksOnline.com/tickets  
**Series:** Florida leads 42-22  
**Last Meeting:** 72-46 Florida win, March 4, 2014, in Columbia, S.C.

## RV/RV SOUTH CAROLINA (9-3/0-0 SEC) vs. FLORIDA (7-6/0-0 SEC)

Wednesday, Jan. 7 • Colonial Life Arena (18,000) • Columbia, S.C. • 7 p.m.



**Head Coach:** Frank Martin (FIU, '93)  
**Record At Carolina:** 37-41 (3rd season)  
**Career Record:** 154-95 (8th season)  
**Record vs. UF:** 0-4

**Top scorer:** Notice (13.3)  
**Top rebounder:** Kacinas (6.3)  
**Top assist maker:** Stroman (4.3)  
**Media Relations:** Emily Feeny  
**Twitter:** @GamecockMBB

## GAMECOCKS



**Head Coach:** Billy Donovan (Providence, '87)  
**Record At UF:** 458-175 (19th)  
**Career Record:** 493-195 (21st)  
**Record vs. S. Carolina:** 26-11

**Top scorer:** Frazier (14.1)  
**Top rebounder:** Horford (5.7)  
**Top assist maker:** Hill (4.4)  
**Media Relations:** Denver Parler  
**Twitter:** @GatorZoneMBK

## GATORS

### PROBABLE STARTERS

South Carolina	Ht.	Wt.	Yr.	Hometown	PPG	RPG	MPG
G - #10 Duane Notice	6-2	221	So.	Woodbridge, Ontario	13.3	3.0	28.3
G - #0 Sindarius Thornwell	6-5	206	So.	Lancaster, S.C.	11.5	5.9	27.4
G - #4 Tyrone Johnson	6-3	195	Sr.	Plainfield, N.J.	9.3	2.8	27.1
F - #21 Demetrius Henry	6-9	215	So.	Miami, Fla.	7.4	4.3	20.1
F - #14 Laimonas Chatkevicius	6-11	251	Jr.	Klaipeda, Lithuania	10.2	5.8	21.2

Florida	Ht.	Wt.	Yr.	Hometown	PPG	RPG	MPG
G - #00 Kasey Hill	6-1	182	So.	Umatilla, Fla.	7.7	2.2	30.5
G - #11 Chris Chiozza	6-0	160	Fr.	Memphis, Tenn.	5.1	1.9	22.2
G - #20 Michael Frazier II	6-4	194	Jr.	Tampa, Fla.	14.1	4.9	31.5
F - #10 Dorian Finney-Smith	6-8	218	R-Jr.	Portsmouth, Va.	13.4	5.4	27.3
F - #23 Chris Walker	6-10	220	So.	Bonifay, Fla.	6.4	4.1	16.0

### TODAY'S GAME

South Carolina hosts Florida on Wednesday in the 2015 SEC opener for both schools. The Gamecocks ride a seven-game win streak into the matchup with the Gators, while Florida has lost two straight. The game marks the fourth time, and the second-straight season, that the two schools have met in an SEC lidlifter. Tip time is set for 7 p.m. ET, with Dave Neal (pxp) and Jon Sundvold (analyst) on the call.



### GAME STORYLINES

- South Carolina is in its 107th season of varsity basketball in 2014-15.
- The Gamecocks are led by third-year head coach Frank Martin. His associate head coach is Matt Figger, his assistant coaches are Perry Clark and Lamont Evans, and his director of operations is Andy Assaley.
- South Carolina enters Wednesday's matchup vs. Florida receiving votes in both the AP and USA Today Coaches Top 25 Polls. It marks the first time that Carolina has received votes in the AP Poll since Jan. 2009, and the first time with votes in the Coaches Poll since March 2006.
- South Carolina upset No. 9/9 Iowa State on Jan. 3 in a neutral site matchup vs. the Cyclones at the Barclays Center in Brooklyn, N.Y. Sophomore guard Duane Notice led three Gamecocks in double figures with 15 points, while senior guard Ty Johnson and sophomore guard Sindarius Thornwell posted 13 apiece. Thornwell notched six of those points in the final two minutes of the game, also collecting his lone steal of the contest to seal the win for Carolina.
- The Gamecocks, ranked fourth in the nation in opponent field goal percentage, held Iowa State to just 35.1 percent (20-57) from the field, which was 15 points below their average entering the game at 50.6 percent.
- Carolina and Iowa State combined for just three made 3s in the contest at the Barclays Center, with the Cyclones hitting just one - well below their season average of 8.7 made 3s per game entering the matchup.
- South Carolina is 8-15 (.347) all-time in SEC openers, including a 1-3 mark in lidlifters vs. Florida. The teams



# SOUTH CAROLINA GAMECOCKS

Overall: 9-3; SEC: 0-0; Home: 6-1; Away: 1-0; Neutral: 2-2

<b>0</b>		<b>SINDARIUS THORNWELL</b> - So. - G - 6-5 - 215 - Lancaster, S.C. <b>MIN</b> <b>PTS</b> <b>RBS</b> <b>AST</b> <b>FG%</b> <b>3FG%</b> <b>FT%</b> 27.4 11.5 5.9 1.8 37.6 21.3 68.0	<ul style="list-style-type: none"> <li>Collected third-career double-double with 10 points and team high 10 rebounds in win at Marshall</li> <li>Crucial in Carolina's win vs. Iowa State, posting six points in final two minutes, also with key steal/Jan. 5 SEC Player of the Week</li> </ul>
<b>1</b>		<b>MARCUS STROMAN</b> - Fr. - G - 6-2 - 183 - Columbia, S.C. <b>MIN</b> <b>PTS</b> <b>RBS</b> <b>AST</b> <b>FG%</b> <b>3FG%</b> <b>FT%</b> 22.3 5.1 4.0 4.3 42.9 14.3 58.1	<ul style="list-style-type: none"> <li>Leads team with 4.3 assists per game this season</li> <li>Posted a team high five assists, while collecting a team best eight rebounds in win vs. Oklahoma State</li> <li>Season high eight assists vs. Coker, followed by 7 helpers vs. NC A&amp;T</li> </ul>
<b>4</b>		<b>TYRONE JOHNSON</b> - Sr. - G - 6-3 - 195 - Plainfield, N.J. <b>MIN</b> <b>PTS</b> <b>RBS</b> <b>AST</b> <b>FG%</b> <b>3FG%</b> <b>FT%</b> 27.1 9.3 2.8 3.9 41.9 26.9 77.1	<ul style="list-style-type: none"> <li>Set career high with 21 points vs. Baylor, hitting 9-of-16 attempts from the field in 37 minutes played</li> <li>Dished a career high nine assists in win vs. Clemson</li> <li>13 points, seven rebounds and three assists vs. Iowa State</li> </ul>
<b>5</b>		<b>TEMARCUS BLANTON</b> - Fr. - G - 6-5 - 209 - Locust Grove, Ga. <b>MIN</b> <b>PTS</b> <b>RBS</b> <b>AST</b> <b>FG%</b> <b>3FG%</b> <b>FT%</b> - - - - - - -	<ul style="list-style-type: none"> <li>Out for the season after suffering a hip injury which required surgery</li> <li>Averaged 20.2 points and 8.0 rebounds per game as a senior when he helped lead his team to its first region tournament championship victory and state tournament victory</li> </ul>
<b>10</b>		<b>DUANE NOTICE</b> - So. - G - 6-2 - 212 - Woodbridge, Ontario <b>MIN</b> <b>PTS</b> <b>RBS</b> <b>AST</b> <b>FG%</b> <b>3FG%</b> <b>FT%</b> 28.3 13.3 3.0 2.9 47.3 40.0 79.5	<ul style="list-style-type: none"> <li>Dec. 8 co-SEC Player of the Week</li> <li>Has led the team in scoring in five of the last eight games</li> <li>Scored 13 points, with two assists in win vs. NC A&amp;T</li> <li>Led team, 15 points, 4 assists, matched career high with 3 stls. vs. ISU</li> </ul>
<b>-</b>		<b>AUSTIN CONSTABLE</b> - Jr. - G - 5-11 - 178 - West Chester, Pa. <b>MIN</b> <b>PTS</b> <b>RBS</b> <b>AST</b> <b>FG%</b> <b>3FG%</b> <b>FT%</b> - - - - - - -	<ul style="list-style-type: none"> <li>Out for the season after suffering a knee injury.</li> <li>Saw action in three games last season, attempting one shot.</li> </ul>
<b>14</b>		<b>LAIMONAS CHATKEVICIUS</b> - Jr. - F - 6-11 - 251 - Klaipeda, Lithuania <b>MIN</b> <b>PTS</b> <b>RBS</b> <b>BLK</b> <b>FG%</b> <b>3FG%</b> <b>FT%</b> 21.2 10.2 5.8 1.6 59.8 50.0 73.7	<ul style="list-style-type: none"> <li>Earned second-career start vs. Asheville, posting first-career double-double, with career high 17 points and career high 13 rebounds</li> <li>12 points on 6-of-8 shooting and three blocks in win vs. Clemson</li> <li>Foul trouble vs. Iowa State, but four points and three rebounds</li> </ul>
<b>15</b>		<b>REGGIE THEUS JR.</b> - So. - F - 6-6 - 221 - Los Angeles, Calif. <b>MIN</b> <b>PTS</b> <b>RBS</b> <b>AST</b> <b>FG%</b> <b>3FG%</b> <b>FT%</b> 2.4 0.4 0.1 0.0 50.0 0.0 0.0	<ul style="list-style-type: none"> <li>Saw action in 11 games last season.</li> <li>Saw action vs. North Florida in 2014-15 season opener</li> <li>Saw action vs. Cornell, collecting one steal</li> <li>Scored first basket of the season vs. UNC Asheville</li> </ul>
<b>20</b>		<b>JUSTIN MCKIE</b> - So. - G - 6-4 - 195 - Columbia, S.C. <b>MIN</b> <b>PTS</b> <b>RBS</b> <b>AST</b> <b>FG%</b> <b>3FG%</b> <b>FT%</b> 13.2 5.2 2.2 0.5 41.5 30.4 73.3	<ul style="list-style-type: none"> <li>Tallied career high with 12 points on 5-of-8 shooting at Marshall</li> <li>Six points, four rebounds and career high two steals vs. Ok. State</li> <li>Solid vs. Clemson, posting five points with one steal</li> <li>Scored six points, with an assist, steal and block in win vs. NC A&amp;T</li> </ul>
<b>21</b>		<b>DEMETRIUS HENRY</b> - So. - F - 6-9 - 226 - Miami, Fla. <b>MIN</b> <b>PTS</b> <b>RBS</b> <b>BLK</b> <b>FG%</b> <b>3FG%</b> <b>FT%</b> 20.1 7.4 4.3 1.2 50.7 0.0 70.8	<ul style="list-style-type: none"> <li>Scored 15 points with eight rebounds vs. Asheville</li> <li>Career high with 16 points in win vs. Coker, also 5 rebounds</li> <li>10 points in win vs. NC A&amp;T</li> <li>Seven points and five rebounds in win vs. Iowa State</li> </ul>
<b>24</b>		<b>MICHAEL CARRERA</b> - Jr. - F - 6-5 - 212 - Anzoátegui, Venezuela <b>MIN</b> <b>PTS</b> <b>RBS</b> <b>BLK</b> <b>FG%</b> <b>3FG%</b> <b>FT%</b> 16.9 5.1 4.1 0.9 40.0 40.0 63.2	<ul style="list-style-type: none"> <li>DNP vs. UNC Asheville, Marshall &amp; OK State due to a concussion</li> <li>Returned vs. Clemson, 6 points, 6 rebs., in just 10 minutes</li> <li>Pulled down five rebounds vs. NC A&amp;T</li> </ul>
<b>25</b>		<b>MINDAUGAS KACINAS</b> - Jr. - F - 6-7 - 227 - Klaipeda, Lithuania <b>MIN</b> <b>PTS</b> <b>RBS</b> <b>BLK</b> <b>FG%</b> <b>3FG%</b> <b>FT%</b> 21.4 6.9 6.3 0.6 57.1 37.5 82.8	<ul style="list-style-type: none"> <li>Swiped a career high four steals at Marshall, also pulled down 5 rebounds</li> <li>Team high 12 rebounds, along with 9 points and 3 assists vs. OK State.</li> <li>Seven points and seven rebounds with two steals in win vs. Coker</li> <li>Team high 16 points, with 7 rebounds and two steals vs. NC A&amp;T</li> </ul>
<b>35</b>		<b>BRIAN STEELE</b> - Jr. - F - 6-5 - 194 - Greenville, S.C. <b>MIN</b> <b>PTS</b> <b>RBS</b> <b>AST</b> <b>FG%</b> <b>3FG%</b> <b>FT%</b> 6.5 1.1 0.7 0.5 23.5 23.1 0.0	<ul style="list-style-type: none"> <li>Saw action in 22 games last season.</li> <li>Saw 15 minutes of play vs. North Florida, scoring six points with two made 3s in the game</li> <li>Scored three points with three rebounds and two assists vs. Cornell</li> </ul>
<b>12</b>		<b>SHAMIEK SHEPPARD</b> - Fr. - G - 6-6 - 225 - Brooklyn, N.Y. <b>MIN</b> <b>PTS</b> <b>RBS</b> <b>AST</b> <b>FG%</b> <b>3FG%</b> <b>FT%</b> 8.0 2.5 2.0 0.0 33.3 1.000 0.0	<ul style="list-style-type: none"> <li>Suffered a knee injury during the summer which required surgery</li> <li>Cleared to return to practice following the break for the holidays</li> <li>Saw first college action vs. NC A&amp;T, scoring three points and collecting two rebounds in five minutes of play/2 points vs. Iowa State</li> </ul>

## INTERVIEW POLICIES

All interview requests must be made in advance to SID Emily Feeny in the South Carolina Media Relations Office. Beginning with the start of practice in October, Feeny will release a weekly coach and student-athlete availability schedule to media on Mondays.

**Post-Game Interview Policy:** After each home game, the visiting coach will address the media first, followed by South Carolina student-athletes then South Carolina head coach Frank Martin. (Depending on deadline, this may be altered on a game-by-game basis).

**Road Interview Policy:** Interviews with Coach Martin while on the road will be scheduled according to the home post-game media procedure. No student-athlete interviews are allowed until after the game once the team leaves Columbia.

All interviews are to be coordinated through the Media Relations Office. This allows the staff to arrange the interview when it best suits the student-athlete's and the reporter's schedules. Please contact the Media Relations Office in advance to make your interview requests. Media are not permitted to contact student-athletes on their own at any time.

All interviews will take place at the designated media interview site for that day as listed in the weekly availability schedule or in the Media Relations Office.

Dormitory, apartment and cell phone numbers for student-athletes will not be provided to the media. Should you need to conduct a telephone interview with a student-athlete, a call will be placed to you from the student-athlete at a mutually agreeable time.

## SOUTH CAROLINA MEDIA RELATIONS

**Emily Feeny, primary contact**

**Associate Director**

cell: 803-727-3284

e-mail: efeeny@mailbox.sc.edu

Twitter: @EmilyFeenySID

Website: www.GamecocksOnline.com

Facebook: www.Facebook.com/gamecocksonline

Twitter: @GamecockMBB

## STAT COMPARISON

	SC	FLORIDA	NCAA Rank
Record	9-3	7-6	56/167
Conference Record	-	-	-
Current Streak	W7	L2	-
Scoring Avg.	73.6	66.9	60/204
Opponent Scoring Avg.	58.1	56.8	27/17
Scoring Margin	+15.5	+10.2	22/57
Field Goal %	.457	.443	79/145
Opponent Field Goal %	.338	.389	4/59
3-Point Field Goal %	.303	.337	284/176
Opponent 3-Point Field Goal %	.279	.316	23/111
3-Point Field Goal Made PG	4.8	7.2	299/87
3-Point Field Goal Attempts PG	15.7	21.2	321/116%
Free Throw %	.722	.643	68/290
Opponent Free Throw %	.689	.711	-
Rebounding Avg.	41.5	35.2	-
Opponent Rebounding Avg.	32.3	32.0	-
Rebounding Margin	+9.2	+3.2	15/108
Turnovers Avg.	14.4	12.7	266/132
Opponent Turnover Avg.	16.0	15.3	-
Assists Avg.	15.7	13.6	39/129
Blocks Avg.	5.7	3.6	21/161
Steals Avg.	8.3	8.2	42/46

% indicates total attempts

\*\*\*\* NCAA stats as of Jan. 5

## BY THE NUMBERS

# 2

South Carolina held Iowa State point guard Monte Morris to just two assists in last Saturday's game. Morris entered the matchup averaging 5.5 helpers per outing.

# 1

Carolina played stifling defense against the Cyclones. ISU hit just one 3, which came with just 48 seconds left in the game. The Cyclones entered the matchup averaging 8.7 3s per outing.

# 4th

Carolina continues to rank among national leaders in opponent field goal percentage, ranking fourth in the most recent stats, as opponents are hitting just 33.8% from the field thus far in 2014-15.

# 11

South Carolina ranks in the top 50 in the NCAA stats in 11 different categories, and 25 or better in six different categories.

## A SOUTH CAROLINA WIN WOULD ...

- Be Gamecock head coach Frank Martin's first-ever over the Gators.
- Be South Carolina's eighth straight win, matching the longest win streak for the Gamecocks since an eight-game win streak to open the 2003-04 campaign.
- Be Carolina's first in an SEC opener since a 83-75 OT win vs. Vanderbilt on Jan. 8, 2011.

also met last season in the first conference game of the year in Gainesville, with the Gators posting a 74-58 win.

- The Gamecocks enter their 24th season of competition in the Southeastern Conference in 2015. Carolina owns a 138-234 (.370) all-time record in SEC play.

- In the Jan. 5 NCAA RPI rankings, the Gamecocks rank 86.

- South Carolina posted its sixth-straight win with a deciding 91-54 victory over visiting North Carolina A&T on Dec. 30 at Colonial Life Arena. Six Gamecocks scored in double figures, including all five starters, with Mindaugas Kacinas posting a team high 16 off the bench. South Carolina held the Aggies to just 16 points in the first half, and NC A&T hit just 32.7% (18-55) from the field for the game.

- Kacinas' 16 points vs. North Carolina A&T marked the first time that he has led Carolina in scoring this season. He was a perfect 5-of-5 from the field and a flawless 6-of-6 from the charity stripe. He also collected seven rebounds to up his team-leading rebounds per game mark to 6.8.

- South Carolina was a perfect 5-0 during the month of December, and has not suffered a loss since a 68-63 decision vs. Akron on Nov. 23 at the Charleston Classic.

- The Gamecocks posted a 26-point win versus visiting Coker College on Dec. 21 with a final score of 78-52. Four Gamecocks scored in double-figures, led by sophomore guard Duane Notice's team-best 19 points. Junior forward Michael Carrera pulled down a team high eight rebounds in his second contest back after missing three games due to a concussion.

- In its first game in nearly two weeks due to the break for final exams, South Carolina extended its win streak to four games, and snapped a two-game losing streak to instate rival Clemson with a 68-45 victory over the Tigers at Colonial Life Arena on Dec. 19. In front of 11,992 boisterous fans, sophomore guard Duane Notice dropped 19 points, including a career-best five 3s, and senior point guard Ty Johnson dished a career high nine assists, to pace the Gamecocks to victory. The Gamecocks' win over Clemson was their biggest over the Tigers since the 1971 campaign, and the biggest point spread in the series since 1994.

- South Carolina extended its then-season-long win streak to three games on Dec. 6 with a 26-point victory over visiting Oklahoma State, defeating the Cowboys 75-49. Sophomore guard Duane Notice posted 20 points to lead three Gamecocks in double figures (Thornwell and Johnson with 13 apiece), hitting the 20-point plateau in back-to-back games for the first time in his career. Notice hit 3-of-6 from the 3-point line, while also collecting four rebounds.

- South Carolina returns 11 letterwinners from last season's 14-20 team, including starters, sophomore guard Sindarius Thornwell, junior forward Michael Carrera, junior forward Mindaugas Kacinas and sophomore forward Demetrius Henry. Senior guard Tyrone Johnson started nine games before being sidelined with an injury as well.

## GAMECOCKS IN THE POLLS

South Carolina is receiving votes in both the AP and USA Today Coaches Top 25 Polls this week after their 9-3 non-conference record, capped by an upset win over No. 9/9 Iowa State last Saturday. The Gamecocks appear in the AP poll votes for the first time since Jan. 2009, and in the Coaches poll votes for the first time since March 2006.

## BREAKDOWN: IOWA STATE WIN

South Carolina's win vs. ninth-ranked Iowa State was the Gamecocks' first win over a top-10 opponent since Jan. 26, 2010, when Carolina defeated top-ranked Kentucky. It was also the Gamecocks' first neutral site win over a ranked opponent since defeating 14th-ranked Tennessee in the 2006 SEC Tournament. The win propelled South Carolina's RPI 43 points, from 129 to 86, and gave the Gamecocks a 9-3 record for non-conference play this season.



## ASSOCIATED PRESS TOP 25

Jan. 5, 2015

Rk.	Team	Record	Pts.
1	Kentucky (64)	13-0	1,600
2	Duke	13-0	1,535
3	Virginia	13-0	1,446
4	Wisconsin	14-1	1,397
5	Louisville	13-1	1,322
6	Gonzaga	14-1	1,275
7	Arizona	13-1	1,260
8	Villanova	13-1	1,089
9	Utah	12-2	1,059
10	Texas	12-2	976
11	Maryland	14-1	966
12	Kansas	11-2	884
13	Notre Dame	14-1	775
14	West Virginia	13-1	712
15	Wichita St	12-2	686
16	Oklahoma	10-3	674
17	Iowa State	10-2	663
18	North Carolina	11-3	591
19	Seton Hall	12-2	448
20	Virginia Commonwealth	11-3	311
21	Baylor	11-2	186
22	Ohio State	12-3	184
23	Arkansas	11-2	103
24	St. John's	11-3	92
25	Old Dominion	12-1	80

Others receiving votes: Northern Iowa 72, Iowa 63, Butler 53, LSU 50, George Washington 39, Temple 33, TCU 33, Colorado St 31, Stanford 29, **South Carolina 16**, Washington 13, Wyoming 11, Indiana 9, Oklahoma St 9, Georgetown 7, Cincinnati 6, Dayton 5, BYU 3, Xavier 2, Hofstra 1, Davidson 1

Dropped from rankings: Washington 21, Northern Iowa 23, Colorado St 24, Georgetown 25

## USA TODAY COACHES TOP 25

Jan. 5, 2015

Rk.	Team	Record	Pts.
1	Kentucky (31)	13-0	799
2	Duke (1)	13-0	768
3	Virginia	13-0	727
4	Wisconsin	14-1	703
5	Louisville	13-1	649
6	Arizona	13-1	634
7	Gonzaga	14-1	628
8	Villanova	13-1	546
9	Maryland	14-1	497
10	Texas	12-2	478
11	Utah	12-2	470
12	Notre Dame	14-1	441
13	Kansas	11-2	420
14	West Virginia	13-1	381
15	Wichita St	12-2	320
16	Iowa State	10-2	317
17	North Carolina	11-3	297
18	Oklahoma	10-3	279
19	Seton Hall	12-2	172
20	Ohio State	12-3	142
21	Virginia Commonwealth	11-3	135
22	Baylor	11-2	105
23	Northern Iowa	12-2	60
24	St. John's	11-3	55
25	Arkansas	11-2	50

Others receiving votes: Colorado St 35, Georgetown 35, Old Dominion 33, Washington 32, Oklahoma St 27, Indiana 20, Stanford 20, San Diego St 18, TCU 18, Butler 16, Iowa 14, **South Carolina 12**, LSU 12, George Washington 9, Cincinnati 7, Georgia 4, Minnesota 3, California 3, Dayton 3, Temple 2, BYU 1, Saint Mary's 1, Oregon 1, Wyoming 1

Dropped from rankings: Washington 19, Colorado St 24, San Diego St 25



## SOUTHEASTERN CONFERENCE STANDINGS

As of Jan. 5

Team	Conference	Overall
Kentucky	0-0	13-0
Arkansas	0-0	11-2
LSU	0-0	11-2
Alabama	0-0	10-3
Vanderbilt	0-0	10-3
Georgia	0-0	9-3
South Carolina	0-0	9-3
Texas A&M	0-0	9-3
Ole Miss	0-0	9-4
Tennessee	0-0	8-4
Auburn	0-0	8-5
Florida	0-0	7-6
Mississippi State	0-0	7-6
Missouri	0-0	6-7

## COACHES TELECONFERENCE

The weekly SEC men's basketball coaches teleconference will be held every Monday beginning Monday, Jan. 6 through Monday, March 9. The 14 Southeastern Conference men's head basketball coaches will be featured from 10:00 -11:38 a.m. (CT).

Media representatives wishing to participate in the teleconference should contact the SEC Media Relations Department for further details. Each coach will appear on the teleconference for seven minutes, according to the following schedule:

## ORDER OF APPEARANCE

(All Times Eastern)

11:00 a.m.	Kevin Stallings, Vanderbilt
11:07 a.m.	Billy Donovan, Florida
<b>11:14 a.m.</b>	<b>Frank Martin, South Carolina</b>
11:21 a.m.	Mark Fox, Georgia
11:28 a.m.	Johnny Jones, LSU
11:35 a.m.	John Calipari, Kentucky
11:42 a.m.	Donnie Tyndall, Tennessee
11:49 a.m.	Mike Anderson, Arkansas
11:56 a.m.	Anthony Grant, Alabama
12:03 a.m.	Bruce Pearl, Auburn
12:10 a.m.	Andy Kennedy, Ole Miss
12:17 a.m.	Rick Ray, Miss. State
12:24 a.m.	Kim Anderson, Missouri
12:31 a.m.	Billy Kennedy, Texas A&M

In addition, the SEC men's basketball teams who make it to postseason will be on a teleconference on Monday, March 16 beginning at 10:00 a.m. CT.

All SEC basketball teleconferences can be listened to on the internet at [www.secsports.com](http://www.secsports.com) shortly after the conclusion of the teleconference.

## CAROLINA BENCH PRODUCTION

GAME	SC-OPP	DIFF.	SC HIGH BENCH SCORER
North Florida	35-8	+27	Chatkevicius, 11
Baylor	14-11	+3	Stroman, 10
vs. Cornell	35-12	+23	Kacinas, 10
vs. Charlotte	19-11	+8	Kacinas, 11
vs. Akron	26-19	+7	Chatkevicius, 11
UNC Asheville	21-16	+5	McKie, 8
@Marshall	20-26	-5	McKie, 12
Okla. State	19-21	-2	Kacinas, 9
Clemson	19-12	+5	Carrera/Kacinas, 6
Coker	11-10	+1	Kacinas, 7
NC A&T	33-31	+2	Kacinas, 16
vs. Iowa State	12-15	-3	Carrera/Kacinas, 3
Florida			
@Ole Miss			
Alabama			
@Auburn			
Tennessee			
Kentucky			
@LSU			
Georgia			
@Arkansas			
@Vanderbilt			
Missouri			
@Kentucky			
@Georgia			
Texas A&M			
@Alabama			
Miss. State			
Arkansas			
@Tennessee			
SEC Tourney			
NCAA Tourney			

## SPECIALTY STATS

(PP) points in paint; (OT) points off turnovers; (2nd) second chance points; (FB) fast break points

(South Carolina-Opponent)

GAME	PP	OT	2ND	FB
North Florida	42-14	16-10	11-5	11-5
Baylor	30-22	19-15	8-10	10-4
vs. Cornell	18-14	15-14	13-4	4-4
vs. Charlotte	30-24	18-10	6-7	6-0
vs. Akron	38-24	17-19	17-4	8-6
UNC Asheville	38-16	15-20	12-8	14-10
@Marshall	41-20	25-18	10-17	17-4
Okla. State	32-16	13-12	9-17	16-2
Clemson	28-20	13-14	10-13	7-2
Coker	50-20	19-13	16-17	12-4
NC A&T	42-14	21-14	17-12	14-12
vs. Iowa State	36-32	13-17	4-12	12-10
Florida				
@Ole Miss				
Alabama				
@Auburn				
Tennessee				
Kentucky				
@LSU				
Georgia				
@Arkansas				
@Vanderbilt				
Missouri				
@Kentucky				
@Georgia				
Texas A&M				
@Alabama				
Miss. State				
Arkansas				
@Tennessee				
SEC Tourney				
NCAA Tourney				
<b>SC Total</b>	<b>425</b>	<b>204</b>	<b>133</b>	<b>131</b>
<b>SC Average</b>	<b>35.4</b>	<b>17.0</b>	<b>11.1</b>	<b>10.9</b>
Opp Total	236	176	126	63
Opp Average	19.7	14.7	10.5	5.3

## UNIVERSITY INFORMATION

Location.....	Columbia, S.C.
Founded.....	1801
Enrollment.....	31,964
Nickname.....	Gamecocks
Colors.....	Garnet (PMS 202) and Black
National Affiliation.....	NCAA Division I
Conference.....	Southeastern (SEC)
Athletics Web Address.....	www.GamecocksOnline.com
University Web Address.....	www.sc.edu
President.....	Dr. Harris Pastides
NCAA Representative.....	Dr. Zach Kelehear
Athletics Director.....	Ray Tanner
Basketball Administrator/Chief Operating Officer.....	Kevin O'Connell

## BASKETBALL STAFF/INFORMATION

Head Coach.....	Frank Martin
Alma Mater.....	Florida International, '93
Record At South Carolina/Seasons.....	37-41 (.474), 3rd season
Overall Record/Seasons.....	154-95 (.618), 8th season
Assistant Coach.....	Perry Clark (Gettysburg, '74)
Assoc. Head Coach/Recruiting Coord.....	Matt Figger (Eastern Kentucky, '95)
Assistant Coach.....	Lamont Evans (Kansas State, '09)
Director of Basketball Operations.....	Andy Assaley (Cincinnati, '96)
Strength & Conditioning Coach.....	Scott Greenawalt (Muskingum College, '98)
Athletic Trainer.....	Mark Rodger (Buffalo, '01)
Video Coordinator.....	David Kiefer (Kansas State, '07)
Student-Athlete Development.....	Doug Edwards (Florida State, '07)
Associate Media Relations Director.....	Emily Feeney (Ball State, '03)
Home Arena.....	Colonial Life Arena
Capacity.....	18,000
Arena General Manager.....	Lexi Boone
Press Row Phone Number.....	803-777-6182

## BASKETBALL HISTORY

First Year of Basketball.....	1908
All-Time Record.....	1,334-1,190-1 (.528)
Overall Postseason Record.....	25-18
NCAA Tournament Appearances.....	8 (1971, 1972, 1973, 1974, 1989, 1997, 1998, 2004)
NCAA Tournament Record.....	4-9
Last NCAA Tournament Appearance.....	2004, L vs. Memphis, 59-43
NIT Appearances.....	11 (1969, 1975, 1978, 1983, 1991, 1996, 2001, 2002, 2005, 2006, 2009)
NIT Record.....	21-9
Last NIT Appearance.....	2009, L vs. Davidson, 70-63
Conference Championships/Titles. SoCon Regular Season (1927, 1933, 1934, 1945); SoCon Tournament Champion (1933); ACC Regular Season (1970); ACC Champion (1971); SEC Regular Season (1997); SEC East Division Co-Champions (2009)	

## TEAM INFORMATION

2013-14 Record.....	14-20
Southeastern Conference Record/Finish.....	5-13/13th
SEC Tournament Record.....	2-1
Postseason.....	None
Letterwinners Returning/Lost.....	11/4
Starters Returning/Lost.....	4/1
.....	<i>*based on final game starters from 2013-14 season</i>
Newcomers.....	3
Roster Breakdown.....	3 freshmen, 5 sophomores, 5 juniors, 1 senior

## SCOUTING FLORIDA

The Gators enter conference play having lost their last two games, most recently suffering a 63-59 loss at home to UCONN. Florida holds a record of 7-6 and their RPI stands at 144. Junior guard Michael Frazier II leads the squad in scoring with 14.1 points per game, and junior forward Dorian Finney-Smith is just behind at 13.4 points and 5.7 rebounds per outing. The Gators have played a tough non-conference schedule, with games against Miami (Fla.), Georgetown, North Carolina, road contests at Kansas and Florida State and last Saturday's game vs. the Huskies. Gator opponents are posting just 56.8 points per game, which ranks 17th nationally, and UF's 8.2 steals per game rank 46th. The Gators are led by head coach Billy Donovan in his 19th season in Gainesville.

## FLORIDA SERIES

Florida holds a 42-22 upperhand in the all-time series between the Gamecocks and Gators, and UF has won six-straight meetings entering Wednesday's contest. Florida holds a 20-13 upperhand in games played in Columbia. Below is a breakdown of the last 10 meetings between the two schools:

### FLORIDA (22-42)

**H: 13-20; A: 7-20; N: 2-2**

F. 3, 2009	A	93-97		L
J. 23, 2010	A	56-58		L
F. 10, 2010	H	77-71	W	
J. 15, 2011	A	72-69	W	
F. 9, 2011	H	60-79		L
J. 14, 2012	H	65-79		L
F. 2, 2012	A	66-74		L
J. 30, 2013	A	36-75		L
J. 8, 2014	A	58-74		L
M. 4, 2014	H	46-72		L

## THORNWELL SEC PLAYER OF THE WEEK

Sophomore guard Sindarius Thornwell was named SEC Player of the Week on Jan. 5 after averaging 12 points, 6.5 rebounds and two assists as the Gamecocks downed North Carolina A&T and No. 9 Iowa State. It is the first conference player of the week honor for the Lancaster, S.C., native. He earned SEC Freshman of the Week honors three times last season. Thornwell opened the week posting 11 points, five rebounds and two steals, while matching a season high with four assists, and a career high with two blocks vs. North Carolina A&T. He followed that up with 13 points and eight rebounds against No. 9 Iowa State in the Barclays Center in Brooklyn, N.Y. Of those 13 points, ten would come in the second half, including six points in the final two minutes and a key steal to seal the win with 12 seconds left and the Cyclones looking to tie the game down 63-60. The win was Carolina's first over a top-10 opponent since 2010.

## BY THE #'S

- 22** - South Carolina ranks 22nd in the nation in scoring margin, having defeated six of their last seven opponents by double figures, the exception being the four-point win vs. Iowa State.
- 17.1** - Sophomore guard Duane Notice has hit double figures in each of Carolina's last eight games, averaging 17.1 points per contest during the stretch. He has led the Gamecocks in scoring in five of those games.
- 3** - Notice matched a career high with three steals vs. Iowa State.
- 8-1** - South Carolina is 8-1 this season when leading at the half.
- 5** - South Carolina's win vs. Iowa State was its first in a game this season when the scoring margin is five points or less.
- 11** - The Gamecocks have lost three games this season by a combined 11 points.
- 35.4** - South Carolina has out-scored all 12 of its opponents in 2014-15 in points in the paint, averaging 35.4 points in the paint per game.
- 600** - Sophomore guard Sindarius Thornwell is eight points away from scoring 600 for his career.
- 4.3** - Rookie guard Marcus Stroman ranks seventh in the SEC with a team high 4.3 assists per outing.

## SHEPPARD RETURNS FROM INJURY

Freshman forward Shamiel Sheppard made his collegiate debut on Dec. 30 vs. North Carolina A&T, after missing the first 10 games of the season due to a knee injury suffered this summer which required surgery. Sheppard battled through the rehab process and was nearly a month ahead of his projected schedule for return. The Brooklyn, N.Y., native played in his second collegiate game at the Barclays Center in Carolina's upset win over No. 9/9 Iowa State on Jan. 3, scoring two points and collecting two rebounds.

## UP NEXT

South Carolina travels to Ole Miss on Saturday to take on the Rebels in SEC play. Ole Miss holds a 17-15 upperhand in the all-time series between the two schools. Carolina last won in Oxford on Feb. 2, 2008.

## “QUOTABLE”

“I’m extremely excited for (my team). I see the work they put in every single day and everything that they do and the belief they continue to build in each other. It’s a whole lot of fun to be around. Real good win for us. Like I said in the locker room, these are the moments as a coach you have to be careful. It’s a heck of a win for our program and our players, and you want them to embrace it. At the same time, we have Florida on Wednesday. We can’t get overjoyed in January because we have 18 conference games left, one right after the other. We came out of the gate and we guarded. We guarded until the final buzzer. That’s what we try to hang our hat on, our defense.” - *South Carolina head coach Frank Martin’s opening statement after his team upset No. 9/9 Iowa State on Jan. 3 in Brooklyn, N.Y.*

## IOWA STATE NOTABLES

- Tonight was the first neutral-site win over a ranked opponent since defeating No. 14 Tennessee in the SEC Tournament on March 10, 2006.
- The win is the team’s seventh straight, the most since winning eight in 2003-04.
- Duane Notice scored in double figures for the eight consecutive games and has led the team in scoring five times so far this season. Of his 145 points scored so far in 2014-15, 113 have come in the last six games.
- South Carolina has won six straight games by double figures for the first time since the 1944-45 season.
- In a meeting of top-ten offense versus top-ten defense, it would be South Carolina that would win out all game long. Iowa State was shooting over 50 percent from the field for the season, but the Gamecocks’ nationally ranked field goal percentage defense would dictate the pace, holding the Cyclones to just 36 percent overall.

## NORTH CAROLINA A&T NOTABLES

- Shamiel Sheppard made his collegiate debut late in the first half. The freshman made a successful return from knee surgery over the summer and played five minutes for the game. He scored his first points in the closing seconds of the game on a corner 3, much to the delight of the crowd at Colonial Life Arena.
- The six-game win streak is the longest by Carolina under Frank Martin and is the most in a row since the 2010-11 campaign.
- Tonight was the third game scoring over 80 points this season for South Carolina and the first game of the season scoring over 90 points.
- South Carolina has won six straight games by double figures for the first time since the 1944-45 season. (note credit to @GamecockRadio)
- The 37-point win is the largest margin of victory this season and the largest since a 38-point win over Longwood Nov. 9, 2013.
- Along with Mindaugas Kacinas, each of the five starters scored in double figures. Those top six scorers combined to shoot 23-of-38 from the field and 24-of-27 at the free throw line. S

## CARRERA NOMINEE FOR NABC GOOD WORKS TEAM

The NABC and Allstate Insurance announced on Dec. 3, its nominees for the NABC Good Works Team. The community service based award recognizes a distinguished group of student-athletes who have demonstrated a commitment to enriching the lives of others and contributing to the great good in their communities. During his time at South Carolina, Carrera has partici-

pated in numerous community outreach events, including visiting the Ronald McDonald House, several events with the South Carolina Special Olympics, volunteering at Harvest Hope food bank, visiting with Boy Scout troops, and he participated in a wish with the Make-A-Wish Foundation, among his many other service events.

## THORNWELL NAMED SECOND TEAM PRESEASON ALL-SEC

Sophomore guard Sindarius Thornwell was honored with selection to the Preseason All-SEC Second Team last Thursday, the first preseason honor of his career. The Lancaster, S.C., native started all 34 games as a freshman, averaging 13.4 points, 4.1 rebounds 3.0 assists and 1.2 steals in 29.6 minutes per game. After leading all SEC freshmen in scoring and assists in conference games, Thornwell was named to the SEC All-Freshman Team last spring.

## 2015 SEC TOURNAMENT

The 2015 edition of the SEC Tournament will be held in Nashville, Tenn., at Bridgestone Arena. The tournament was last held in the Music City in 2013. South Carolina owns a 4-4 record in Tournament games played in Nashville. The SEC Network will televise the first three days of the SEC Basketball Tournament (March 11-15), while the semifinals and championship game will be broadcast nationally on ESPN.

## SEASON TICKETS, MINI-PLANS FOR SALE

Season tickets for Gamecock men’s basketball are still on sale via the South Carolina Ticket Office. Fans should call 1-800-4SC-FANS, or visit [www.GamecocksOnline.com/Tickets](http://www.GamecocksOnline.com/Tickets) to purchase. Also available are three Mini-Plans, described below.

### Football/Basketball Combo Pack (football, men’s and women’s basketball)

Football/basketball combo ticket package, which includes one ticket to the football game versus South Alabama (Nov. 22), the men’s basketball game versus Clemson (Dec. 19) and the women’s basketball game versus Southern California (Nov. 15). Cost for the package is just \$39.

### Saturday 5-Game Mini-Plan (men’s basketball)

The Saturday 5-Game Mini-Plan includes tickets to Oklahoma State, Georgia, Texas A&M, Mississippi State and Kentucky. Package prices start at \$65 for upper level seats and \$85 for lower level seats, which is a savings of 15%.

### Flex Plan (men’s basketball)

For \$99 fans will receive eight ticket vouchers redeemable for upper deck tickets to any game except Kentucky.

## DOZIER, SILVA SIGN WITH GAMECOCKS

University of South Carolina head men’s basketball coach Frank Martin announced on Nov. 13 the signing of **P.J. Dozier** (G - 6-6 - 185 - Columbia, S.C. - Spring Valley High School) and **Chris Silva** (F - 6-8 - 205 - Roselle, N.J. - Roselle Catholic High School) to National Letters of Intent. The duo will join the Gamecocks for the 2015-16 campaign and both will have four years of eligibility beginning next fall. Below is a brief capsule and quote from Martin on each signee.

### P.J. Dozier - G - 6-7 - 185 - Columbia, S.C. - Spring Valley High School

Noted as one of the top points guard in the nation and a guard that has a great feel for the game ... Rated the No. 21 prospect in the ESPN 100 and the No. 2 point guard ... Rated as the No. 26 prospect overall and the top prospect in the state according to 247sports.com ... Participated in the NBA Top 100 Camp ... Also participated in the 2012 USA Basketball fall minicamp and was invited to the U-18 US National Team training camp ... Father, Perry (1986-88), and uncle, Terry (1986-89), both played basketball at South Carolina ... Sister, Asia, plays for the Gamecock women’s basketball team.

#### *Martin on Dozier:*

“I couldn’t be happier that P.J. Dozier has decided to stay home. Sindarius Thornwell, Marcus Stroman and Justin McKie, those guys have opened the door for local kids to believe in what we do and for P.J. to believe in what those guys did and believe in what we did makes me extremely excited. A 6-7 guard, who is a point guard, who knows how to play off the ball. He has the ability, just like Chris (Silva) to be a tremendous defender. We are super excited for what those two guys will bring to the table. They complement our team in ways that we need and we are lucky to have both of them.”

### Chris Silva - F - 6-9 - 205 - Roselle, N.J. - Roselle Catholic High School

Noted as an explosive athlete, good shot blocker and rebounder ... A four-star prospect according to ESPN.com ... Rated the No. 5 prospect in the state and the 96th overall prospect in the ESPN 100 ... A four-star prospect according to 247sports.com, and the No. 4 prospect in the state ... Rated as the No. 21 power forward by 247sports.com ... Averaged 8.8 points, 9.8 rebounds and 2.1 blocks per game during junior season in 2013-14 ... Originally from Gabon.

#### *Martin on Silva:*

“Chris Silva is a 6-9 forward from New Jersey, who is an unbelievable athlete and fearless in how strong he plays. He can step out and shoot the basketball and block shots with the best of them. Chris is a tremendous young man who is fully committed to the Gamecocks. I couldn’t be more excited to add him to our front line, and add his athleticism, toughness and shot-blocking ability.”



## CAROLINA CALLS, FRANK MARTIN SHOW SCHEDULES ANNOUNCED

### *Carolina Calls Radio Show Dates*

*(all shows air from 7-8 p.m. ET on 107.5 The Game/ Gamecock Radio Network, and are located at Wild Wing Café in The Vista, unless otherwise noted)*


December 4, 11\*, 18  
January 8\*, 15, 22, 29  
February 5, 12, 19, 26  
March 4, 10

### *Frank Martin TV Show Dates*


*(The show will air at 11:30 a.m. ET with multiple re-runs; check local listings for all other air times)*

December 7, 28  
January 4, 11, 18, 25  
February 8, 15, 22  
March 1, 8

*\*The Dec. 11 call-in show will be at Wild Wing Café at the Village At Sandhills, and the Jan. 8 show will be at the Wild Wing Café at the Harbison location.*



**#GAMECOCKS @GAMECOCKMBB**



**South Carolina is receiving votes in the Jan. 5, AP Top 25 Poll for the first time since Jan. 2009, and in the USA Today Coaches Top 25 Poll for the first time since March 2006.**

## ROSTER BREAKDOWN

### RETURNING STARTERS (4)

Demetrius Henry (forward)  
Michael Carrera (forward)  
Mindaugas Kacinas (forward)  
Sindarius Thornwell (guard)  
*\*based on final game of 2013-14 season*

### RETURNING LETTERWINNERS (11)

Michael Carrera  
Laimonas Chatkevicius  
Austin Constable  
Demetrius Henry  
Tyrone Johnson  
Mindaugas Kacinas  
Justin McKie  
Duane Notice  
Brian Steele  
Reggie Theus Jr.  
Sindarius Thornwell

### GUARDS (8)

TeMarcus Blanton  
Austin Constable  
Tyrone Johnson  
Justin McKie  
Duane Notice  
Shamiek Sheppard  
Marcus Stroman  
Sindarius Thornwell

### FORWARDS (7)

Michael Carrera  
Laimonas Chatkevicius  
Demetrius Henry  
Mindaugas Kacinas  
Shamiek Sheppard  
Brian Steele  
Reggie Theus Jr.

### BY HEIGHT

Austin Constable, 5-11  
Duane Notice, 6-2  
Marcus Stroman, 6-2  
Tyrone Johnson, 6-3  
Justin McKie, 6-4  
TeMarcus Blanton, 6-5  
Michael Carrera, 6-5  
Brian Steele, 6-5  
Sindarius Thornwell, 6-5  
Shamiek Sheppard, 6-6  
Reggie Theus Jr., 6-6  
Mindaugas Kacinas, 6-7  
Demetrius Henry, 6-9  
Laimonas Chatkevicius, 6-11

### PRONUNCIATION

Lie-MOAN-us Ha-KEVA-chus  
Min-DAWG-us Kye-chin-iss  
Justin MACK-ee

## 2014-15 SOUTH CAROLINA ROSTER

### ALPHABETICAL

No.	Name	Pos.	Ht.	Wt.	Cl.	Exp.	Hometown/High/Last School
5	TeMarcus Blanton	G	6-5	209	FR	HS	Locust Grove, Ga./Luella
24	Michael Carrera	F	6-5	212	JR	2VL	Anzoátegui, Venezuela/Montrose Christian School
14	Laimonas Chatkevicius	F	6-11	251	JR	2VL	Klaipeda, Lithuania/South Kent School
-	Austin Constable	G	5-11	178	JR	2VL	West Chester, Pa./Henderson
21	Demetrius Henry	F/C	6-9	226	SO	1VL	Miami, Fla./Faith Baptist Christian School
4	Tyrone Johnson	G	6-3	195	SR	2VL	Plainfield, N.J./Montrose Christian School/Villanova
25	Mindaugas Kacinas	F	6-7	227	JR	2VL	Klaipeda, Lithuania/Word of Life Fire Traditional School
20	Justin McKie	G	6-4	195	SO	1VL	Columbia, S.C./Irmo
10	Duane Notice	G	6-2	212	SO	1VL	Woodbridge, Canada/St. Michael's/St. Thomas More (Oakdale, Conn.)
12	Shamiek Sheppard	G/F	6-6	225	FR	HS	Brooklyn, N.Y./South Shore/Fishburne Military School (Waynesboro City, Va.)
35	Brian Steele	F	6-5	194	JR	2VL	Greenville, S.C./Wade Hampton School
1	Marcus Stroman	G	6-2	183	FR	HS	Columbia, S.C./Keenan
15	Reggie Theus Jr.	F	6-6	221	SO	1VL	Los Angeles, Calif./Fairfax
0	Sindarius Thornwell	G	6-5	215	SO	1VL	Lancaster, S.C./Oak Hill Academy

### NUMERICAL

No.	Name	Pos.	Ht.	Wt.	Cl.	Exp.	Hometown/High/Last School
0	Sindarius Thornwell	G	6-5	215	SO	1VL	Lancaster, S.C./Oak Hill Academy
1	Marcus Stroman	G	6-2	183	FR	HS	Columbia, S.C./Keenan
4	Tyrone Johnson	G	6-3	195	SR	2VL	Plainfield, N.J./Montrose Christian School/Villanova
5	TeMarcus Blanton	G	6-5	209	FR	HS	Locust Grove, Ga./Luella
10	Duane Notice	G	6-2	212	SO	1VL	Woodbridge, Canada/St. Michael's/St. Thomas More (Oakdale, Conn.)
-	Austin Constable	G	5-11	178	JR	2VL	West Chester, Pa./Henderson
14	Laimonas Chatkevicius	F	6-11	251	JR	2VL	Klaipeda, Lithuania/South Kent School
15	Reggie Theus Jr.	F	6-6	221	SO	1VL	Los Angeles, Calif./Fairfax
20	Justin McKie	G	6-4	195	SO	1VL	Columbia, S.C./Irmo
21	Demetrius Henry	F/C	6-9	226	SO	1VL	Miami, Fla./Faith Baptist Christian School
24	Michael Carrera	F	6-5	212	JR	2VL	Anzoátegui, Venezuela/Montrose Christian School
25	Mindaugas Kacinas	F	6-7	227	JR	2VL	Klaipeda, Lithuania/Word of Life Traditional School
35	Brian Steele	F	6-5	194	JR	2VL	Greenville, S.C./Wade Hampton School
12	Shamiek Sheppard	G/F	6-6	225	FR	HS	Brooklyn, N.Y./South Shore/Fishburne Military School (Waynesboro City, Va.)

**Head Coach:** Frank Martin (Florida International, '93)

**Associate Head Coach/Recruiting Coordinator:** Matt Figger (Eastern Kentucky, '95)

**Assistant Coach:** Perry Clark (Gettysburg, '74)

**Assistant Coach:** Lamont Evans (Kansas State, '09)

**Director of Basketball Operations:** Andy Assaley (Cincinnati, '96)

**Strength & Conditioning Coach:** Scott Greenawalt (Muskingum College, '98)

**Athletic Trainer:** Mark Rodger (Buffalo, '01)

**Video Coordinator:** David Kiefer (Kansas State, '07)

**Student-Athlete Development:** Doug Edwards (Florida State, '07)

### TOP RETURNING...

Scorer..... Sindarius Thornwell, 13.4 ppg  
Rebounder..... Michael Carrera, 5.6 rpg  
Assist Maker..... Tyrone Johnson, 3.4 apg  
FG Shooter \*..... Mindaugas Kacinas, 55.6%  
3-Point FG Shooter \$..... Sindarius Thornwell, 37.0%  
FT Shooter \$..... Tyrone Johnson, 75.3%  
Shot Blocker..... Michael Carrera, 0.9 bpg  
Steal Maker..... Sindarius Thornwell, 1.17 spg

\* at least 100 attempts

\$ at least 50 attempts





# HEAD COACH FRANK MARTIN

EIGHTH SEASON OVERALL | 153-95 (.618) | THIRD SEASON AT SOUTH CAROLINA | 37-41 (.474)

## THE MARTIN FILE

### COACHING

#### EXPERIENCE

30th year

#### COLLEGE EXPERIENCE

15th season

#### COLLEGE HEAD COACH EXPERIENCE

8th season

#### HIRE DATE AT CAROLINA

March 27, 2012

### PERSONAL

#### HOMETOWN

Miami, Fla.

#### ALMA MATER

Florida International, 1993 (B.A. Physical Ed.)

#### FAMILY

Wife, Anya

Children, Brandon, Amalia and Christian

### COACHING RESUME

#### HIGH SCHOOL

Miami Senior High, 1985-93

Varsity Boys' Assistant Coach

Junior Varsity Boys' Head Coach

North Miami High, Head Coach, 1993-95

Miami Senior High, Head Coach, 1995-98

B.T. Washington High, Head Coach, 1999-2000

#### COLLEGE ASSISTANT COACH

Northeastern, 2000-04

Cincinnati, 2004-06

Kansas State, 2006-07

#### COLLEGE HEAD COACH

Kansas State, 2007-12

South Carolina, 2012-present

Frank Martin was named the head men's basketball coach at the University of South Carolina on March 27, 2012, becoming the 32nd head coach in the history of the South Carolina program, which enters its 107th season as a varsity sport in 2014-15. Martin owns a 145-92 (.611) overall record as a head coach, entering his eighth season overall, and third season at South Carolina.

Since his appointment as head coach in Columbia, Martin, 48, has become a fixture in the community. He has spoken at numerous events, including Gamecock Club Fan Fests, numerous community council and rotary club events, coaching clinics, and the Fathers and Families Decades of Dads event, among others. He was also selected as a Court Coach for USA Basketball in June 2012, assisting Florida head coach Billy Donovan with the Men's U18 National Team training camp in Colorado Springs, Colo., at the U.S. Olympic Training Center. The camp was used to determine the 12-member roster that represented the USA at the 2012 FIBA Americas U18 Championship in late June.

Martin was honored again during the summer of 2013, serving as an assistant coach for the United States on head coach Bob McKillop's staff alongside Michigan head coach John Beilein for the U.S. Men's World University Games team. The squad spent time in Colorado Springs at training camp, before embarking on a two-week journey to Kazan, Russia, in early July, for the event. He furthered his international coaching experience as head coach of USA East Coast during the summer of 2014, which represented the United States at the Tallinn Cup in Estonia.

During his first season (2012-13) in Columbia, Martin led his squad to a 14-18 record, which included a 4-14 mark in SEC contests. The Garnet and Black captured the Hoops For Hope

Classic tournament crown after posting a 4-0 record competing in the event with home victories over Milwaukee and Rider, before defeating Missouri State in overtime, and UALR in Puerto Vallarta, Mexico, over the Thanksgiving holiday. Freshman forward Michael Carrera was honored after the conclusion of the regular season with selection to the 2013 SEC All-Freshman Team, as voted on by the league's head coaches. During the spring of 2013, the Gamecock coaching staff signed seven freshmen, while welcoming Villanova transfer Ty Johnson to the team, a recruiting class which ranked No. 23 in the nation according to ESPN.com.

Martin's second season (2013-14) leading the Gamecocks saw the squad win four of its final six games of the year, including two games in the SEC Tournament, marking the first Tournament wins for the Gamecocks since the 2008 campaign. Martin and his staff put together a non-conference schedule that challenged his team to prepare for the rigors of the SEC campaign. The Gamecocks posted several quality victories, including a win versus Saint Mary's at the Hawaiian Airlines Diamond Head Classic in December, and home victories versus Alabama, Vanderbilt and No. 17 Kentucky to name a few.

Martin tutored his second SEC All-Freshman Team honoree in as many seasons, as rookie guard Sindarius Thornwell led all freshmen in the SEC in league games in points (15.6) and assists (4.0) to earn a spot on the postseason team. Thornwell also garnered three SEC Freshman of the Week awards, and was named the Feb. 18 Wayman Tisdale National Freshman of the Week.

A native of Miami, Fla., Martin earned his bachelor's degree in physical education from Florida International in 1993. He and his wife, Anya, have three children, Brandon, Amalia and Christian.

## MARTIN'S CAREER RECORD, YEAR-BY-YEAR

YEAR	RECORD	CONFERENCE (FINISH)	POSTSEASON
2007-08	21-12	10-6 (3rd)	1-1; NCAA 2nd Round
2008-09	22-12	9-7 (t4th)	1-1; NIT
2009-10	29-8	11-5 (t2nd)	3-1; NCAA Elite Eight
2010-11	23-11	10-6 (t3rd)	1-1; NCAA Third Round
2011-12	22-11	10-8 (5th)	1-1; NCAA Third Round
2012-13	14-18	4-14 (t12th)	-
2013-14	14-20	5-13 (13th)	-
2014-15	9-3	-	-
<b>Totals</b>	<b>154-95 (.618)</b>	<b>59-59 (.500)</b>	<b>7-5 (.583)/4 NCAA/1 NIT</b>

# 2014-15 RADIO/TV SPOT CHART



**#0**

**SINDARIUS THORNWELL**  
So. - G - 6-5 - 215  
Lancaster, S.C.  
Oak Hill Academy



**#1**

**MARCUS STROMAN**  
Fr. - G - 6-2 - 183  
Columbia, S.C.  
Keenan



**#4**

**TYRONE JOHNSON**  
Sr. - G - 6-3 - 195  
Plainfield, N.J.  
Montrose Christian/  
Villanova



**#5**

**TEMARCUS BLANTON**  
Fr. - G - 6-5 - 209  
Locust Grove, Ga.  
Luella




**#10**

**DUANE NOTICE**  
So. - G - 6-2 - 212  
Woodbridge, Ontario  
St. Thomas More  
(Oakdale, Conn.)



**#12**

**SHAMIEK SHEPPARD**  
Fr. - G/F - 6-6 - 225  
Brooklyn, N.Y.  
Fishburne Military  
School




**#14**

**LAIMONAS CHATKEVICIUS**  
Jr. - F - 6-11 - 251  
Klaipeda, Lithuania  
South Kent School  
(South Kent, Conn.)



**#15**

**REGGIE THEUS JR.**  
So. - F - 6-6 - 221  
Los Angeles, Calif.  
Fairfax



**#20**

**JUSTIN MCKIE**  
So. - G - 6-4 - 195  
Columbia, S.C.  
Irmo



**#21**

**DEMETRIUS HENRY**  
So. - F - 6-9 - 226  
Miami, Fla.  
Faith Baptist Christian  
School




**#24**

**MICHAEL CARRERA**  
Jr. - F - 6-5 - 212  
Anzoátegui, Venezuela  
Montrose Christian



**#25**

**MINDAUGAS KACINAS**  
Jr. - F - 6-7 - 227  
Klaipeda, Lithuania  
Word of Life Fire



**#35**

**BRIAN STEELE**  
Jr. - F - 6-5 - 194  
Greenville, S.C.  
Wade Hampton



**#12**

**AUSTIN CONSTABLE**  
Jr. - G - 5-11 - 178  
West Chester, Pa.  
Henderson



**FRANK MARTIN**  
Head Coach

## GAMECOCKS' RECORD WHEN ...

At home	6-1
On the road	1-0
At neutral sites	2-2
In overtime	0-0
vs. Top 25 team	1-0
vs. Top 10 team	1-0
vs. Top 3 team	0-0
Leading at half	8-1
Trailing at half	1-2
Tied at half	0-0
Shooting 50% or better	3-0
Shooting between 39-49%	5-3
Shooting less than 39%	1-0
Opp. shooting 50% or better	0-0
Opp. shooting between 39-49%	2-3
Opp. shooting less than 39%	7-0
Shooting better than opp.	9-0
Shooting worse than/equal to opp.	0-3
Starters out-score opp. starters	7-0
Opp. starters score/equal more	2-3
Bench out-scores opp. bench	6-3
Opp. bench scores/equals more	3-0
Having more FTs than opp.	7-0
Having equal/less FTs than opp.	2-3
Have more TOs than opp.	1-1
Having equal/less TOs than opp.	8-2
Having more rebounds than opp.	8-3
Having equal/less rebounds than opp.	1-0
Making 6 or more 3FGs	4-0
Having 15 or more assists	7-0
Score more points in paint than opp.	9-3
Scoring equal/less points in paint than opp.	0-0
Scoring more points off TOs than opp.	7-2
Scoring equal/less points off TOs than opp.	3-1
Scoring more 2nd-chance points than opp.	5-1
Scoring equal/less 2nd-chance points than opp.	5-2
Scoring more fast break points than opp.	9-3
Scoring equal/less fast break points than opp.	0-0
Wearing white uniforms	7-3
Wearing Garnet uniforms	1-0
Wearing Black uniforms	1-0
Wearing Gray Uniforms	0-0
Playing on live TV/live broadcast	9-3
Playing in November	3-3
Playing in December	5-0
Playing in January	1-0
Playing in February	0-0
Playing in March	0-0
Playing a day-game	2-1
Playing a night-game	7-2
Playing on Sunday	1-1
Playing on a Monday	1-0
Playing on a Tuesday	1-1
Playing on a Wednesday	1-0
Playing on a Thursday	1-0
Playing on a Friday	2-1
Playing on a Saturday	2-0
Scoring margin is 5 points or less	1-3
Margin is between 6-10	0-0
Margin is between 11-20	2-0
Margin is more than 20	6-0
Scoring 59 points or less	0-0
Scoring 60-69 points	3-3
Scoring 70-79 points	3-0
Scoring 80-89 points	2-0
Scoring 90-99 points	1-0
Scoring 100+ points	0-0

### MISCELLANEOUS

Current streak	W7
Home court streak	W5
Away streak	W1
Neutral court streak	W1

## 2014-15 SUPERLATIVES

(tied for team lead also included)

Scoring Leaders	'14-15	Career
Demetrius Henry	1	1
Tyrone Johnson	2	6*
Sindarius Thornwell	3	15
Laimonas Chatkevicius	1	1
Duane Notice	5	8
Mindaugas Kacinas	1	3

Rebounding Leaders	'14-15	Career
Mindaugas Kacinas	3	16
Demetrius Henry	2	4
Sindarius Thornwell	4	8
Laimonas Chatkevicius	2	8
Michael Carrera	1	28

Assists Leaders	'14-15	Career
Marcus Stroman	6	6
Sindarius Thornwell	1	18
Tyrone Johnson	3	13*
Duane Notice	4	19

Blocks Leaders	'14-15	Career
Demetrius Henry	5	16
Michael Carrera	3	23
Sindarius Thornwell	4	13
Tyrone Johnson	2	2*
Marcus Stroman	1	1
Laimonas Chatkevicius	6	22
Shamiek Sheppard	1	1
Mindaugas Kacinas	1	16

Steals Leaders	'14-15	Career
Marcus Stroman	2	2
Sindarius Thornwell	4	14
Tyrone Johnson	6	6*
Mindaugas Kacinas	2	12
Justin McKie	1	2
Laimonas Chatkevicius	1	4
Duane Notice	2	6

Double-Figure Scoring	'14-15	Career
Tyrone Johnson	7	17*
Demetrius Henry	4	7
Laimonas Chatkevicius	6	13
Michael Carrera	2	19
Sindarius Thornwell	9	30
Marcus Stroman	1	1
Mindaugas Kacinas	3	13
Duane Notice	8	21
Justin McKie	1	1

20+ points	'14-15	Career
Tyrone Johnson	1	1*
Sindarius Thornwell	1	8
Duane Notice	2	3

30+ points	'14-15	Career
-	-	-

Double-Figure Rebounding	'14-15	Career
Mindaugas Kacinas	3	10
Laimonas Chatkevicius	1	2
Sindarius Thornwell	1	3

5+ assists	'14-15	Career
Marcus Stroman	5	5
Duane Notice	1	6
Tyrone Johnson	5	8*

3+ steals	'14-15	Career
Marcus Stroman	1	1
Tyrone Johnson	2	2*
Sindarius Thornwell	2	6
Mindaugas Kacinas	1	1
Duane Notice	2	2

2+ blocks	'14-15	Career
Michael Carrera	2	16
Laimonas Chatkevicius	7	16
Demetrius Henry	4	10
Mindaugas Kacinas	1	11
Sindarius Thornwell	2	6

Double-Doubles	'14-15	Career
Mindaugas Kacinas	1	3
Laimonas Chatkevicius	1	1
Sindarius Thornwell	1	3

Clutch Free Throws (under 5 min/OT)	FT-FTA	FT%
Sindarius Thornwell	3-4	.750
Mindaugas Kacinas	6-7	.857
Justin McKie	4-4	1.000
Duane Notice	2-2	1.000
Michael Carrera	3-4	.750
Marcus Stroman	8-13	.615
Laimonas Chatkevicius	2-4	.500
Tyrone Johnson	1-2	.500
<b>Totals</b>	<b>29-40</b>	<b>.725</b>

\* indicates at South Carolina

Miscellaneous		
Largest Halftime Lead		
SC	31, vs. NC A&T (Dec. 30, 2014)	
Opp	5, Akron (Nov. 23, 2014)	
Smallest Halftime Lead		
SC	1, vs. Iowa State (Jan. 3, 2015)	
Opp	2, Clemson (Dec. 19, 2014)	
Fewest Points In First Half		
SC	25, vs. Akron (Nov. 23, 2014)	
Opp	16, NC A&T (Dec. 30, 2014)	
Most Points In First Half		
SC	48, vs. North Florida (Nov. 14, 2014)	
Opp	35, Iowa State (Jan. 3, 2015)	
Fewest Points In Second Half		
SC	27, Charlotte (Nov. 21, 2014)	
Opp	15, Clemson (Dec. 19, 2014)	
Most Points In Second Half		
SC	52, vs. UNC Asheville (Nov. 26, 2014)	
Opp	46, UNC Asheville (Nov. 26, 2014)	
Most Points in Overtime		
SC	-	
Opp	-	
Largest Margin of Victory		
SC	37, vs. NC A&T (Dec. 30, 2014)	
Opp	5, Akron (Nov. 23, 2014)	
Smallest Margin of Victory		
SC	4, vs. Iowa State (Jan. 3, 2015)	
Opp	2, Charlotte (Nov. 21, 2014)	



## 2014-15 GAME BY GAME COMPARISON

	Date	Result	FG-A	Pct	3FG-A	Pct	FT-A	Pct	O-D-Total	PF	Pts	A	TO	Blk	Stl	Min	Half
North Florida			18-53	.340	10-32	.313	10-16	.625	6-22-28	22	56	9	15	5	2	200	27
South Carolina	Nov. 14, 2014	W, 81-56	29-57	.509	4-11	.364	19-26	.731	10-32-42	15	81	19	9	3	7	200	48
RV/RV Baylor			21-47	.447	6-18	.333	21-26	.808	8-21-29	20	69	9	11	1	6	200	30
South Carolina	Nov. 18, 2014	L, 69-65	22-54	.407	5-21	.238	16-19	.842	13-20-33	21	65	11	10	3	4	200	27
Cornell &			14-52	.269	5-20	.250	12-16	.750	10-22-32	19	45	6	17	6	6	200	21
South Carolina	Nov. 20, 2014	W, 69-45	22-58	.379	8-22	.364	17-21	.810	14-30-44	15	69	16	11	5	10	200	35
Charlotte &			23-53	.434	6-17	.353	13-19	.684	8-24-32	13	65	6	17	5	6	200	29
South Carolina	Nov. 21, 2014	L, 65-63	26-61	.426	3-18	.167	8-9	.889	11-26-37	21	63	13	17	7	6	200	36
Akron &			21-50	.420	4-20	.200	22-27	.815	8-24-32	19	68	6	15	6	6	200	30
South Carolina	Nov. 23, 2014	L, 68-63	25-64	.391	2-10	.200	11-20	.550	21-24-45	20	63	11	17	2	8	200	25
UNC Asheville			23-63	.365	15-29	.517	14-20	.700	15-20-35	21	75	12	22	3	11	200	29
South Carolina	Nov. 26, 2014	W, 89-75	31-60	.517	8-17	.471	19-26	.731	12-27-39	15	89	21	20	10	12	200	37
Marshall			16-56	.286	5-26	.192	22-34	.647	18-25-43	20	59	9	19	3	6	200	20
South Carolina	Dec. 1, 2014	W, 77-59	30-63	.476	4-20	.200	13-24	.542	14-25-39	24	77	17	15	3	13	200	39
RV/RV Ok. St. %			16-65	.246	5-24	.208	12-19	.632	16-25-41	17	49	7	12	5	4	200	24
South Carolina	Dec. 6, 2014	W, 75-49	26-60	.433	6-17	.353	17-22	.776	11-38-49	19	75	14	11	8	6	200	32
Clemson			17-57	.298	4-18	.222	7-12	.583	11-20-31	20	45	7	13	5	9	200	30
South Carolina	Dec. 19, 2014	W, 68-45	23-50	.460	7-22	.318	15-20	.750	8-32-40	14	68	17	12	7	7	200	28
Coker			18-58	.310	7-21	.333	9-14	.643	14-17-31	21	52	8	19	1	8	200	23
South Carolina	Dec. 21, 2014	W, 78-52	31-64	.484	3-11	.273	13-19	.684	18-29-47	16	78	21	15	9	11	200	23
North Carolina A&T			18-55	.327	6-22	.2173	12-15	.800	9-11-20	26	54	8	19	2	4	200	16
South Carolina	Dec. 30, 2014	W, 91-54	29-53	.547	5-9	.556	28-34	.824	12-29-41	17	91	20	16	7	7	200	47
No. 9 Iowa State ^			20-57	.351	1-18	.056	19-33	.573	12-22-34	21	60	8	13	4	10	200	36
South Carolina	Jan. 5, 2015	W, 64-60	23-50	.460	2-10	.200	16-26	.615	11-31-42	28	64	8	20	4	8	200	35

! - ESPN College Hoops Tip-Off Marathon (Columbia, S.C.) | & - Charleston Classic (Charleston, S.C.) | % - SEC/Big 12 Challenge (Columbia, S.C.) | ^ - Brooklyn Hoops Presents (Brooklyn, N.Y.)

## 2014-15 RESULTS: OVERALL, 9-3; HOME, 6-1; AWAY, 1-0; NEUTRAL, 2-2; SEC, 0-0

DATE	OPP.	W/L	SCORE	RECORD (SEC)	POINTS	REBOUNDS	ASSISTS	BLOCKS	STEALS	ATTENDANCE
Nov. 14, 2014	N. Florida	W	81-56	1-0	Johnson/Henry (12)	Kacinas (11)	Stroman (6)	3 with 1	Stroman (2)	10,473 (paid)
Nov. 18, 2014	RV/RV Baylor !	L	69-65	1-1	Johnson (21)	Henry (8)	Thornwell (4)	3 with 1	Thornwell (2)	13,291 (paid)
Nov. 20, 2014	vs. Cornell &	W	69-45	2-1	Thornwell (14)	Kacinas (11)	Johnson (5)	Carrera/Chatkevicius (2)	Stroman (3)	2,517
Nov. 21, 2014	vs. Charlotte &	L	65-63	2-2	Thornwell (20)	Thornwell (8)	Notice (5)	Chatkevicius (3)	Thornwell (2)	2,430
Nov. 23, 2014	vs. Akron &	L	68-63	2-3	Thornwell (13)	Henry (9)	Notice/Stroman (4)	Henry/Carrera (1)	Johnson (4)	1,523
Nov. 26, 2014	UNC Asheville	W	89-75	3-3	Chatkevicius (17)	Chatkevicius (13)	Stroman/Johnson (6)	Chatkevicius/Henry (3)	Thornwell (6)	8,330 (paid)
Dec. 1, 2014	at Marshall	W	77-59	4-3	Notice (27)	Thornwell (10)	Notice (4)	Thornwell (2)	Kacinas (4)	5,013
Dec. 6, 2014	RV/RV Okla. St. %W	W	75-49	5-3	Notice (20)	Kacinas (12)	Stroman (5)	Chatkevicius (3)	McKie (2)	12,007
Dec. 19, 2014	Clemson	W	68-45	6-3	Notice (19)	Thornwell (7)	Johnson (9)	Chatkevicius (3)	Chatkevicius/Johnson (2)	11,992 (paid)
Dec. 21, 2014	Coker	W	78-52	7-3	Notice (19)	Carrera (8)	Stroman (8)	Henry (3)	Johnson/Notice (3)	8,419 (paid)
Dec. 30, 2014	NCA&T	W	91-54	8-3	Kacinas (16)	Chatkevicius (9)	Stroman (7)	Chatkevicius/Thornwell (2)	Thornwell/Kacinas (2)	8,156 (paid)
Jan. 3, 2015	No. 9/9 Iowa St.	W	64-60	9-3	Notice (15)	Thornwell (8)	Notice (4)	4 with 1	Notice (3)	N/A

! - ESPN College Hoops Tip-Off Marathon (Columbia, S.C.) | & - Charleston Classic (Charleston, S.C.) | % - SEC/Big 12 Challenge (Columbia, S.C.)

### 2014-15 GAME-BY-GAME STARTING LINEUPS

OPPONENT, RESULT	GUARD	GUARD	GUARD	FORWARD	FORWARD
N. Florida, W	Notice	Johnson	Thornwell	Henry	Carrera
Baylor, L	Notice	Johnson	Thornwell	Henry	Carrera
vs. Cornell, W	Notice	Johnson	Thornwell	Henry	Carrera
vs. Charlotte, L	Notice	Johnson	Thornwell	Henry	Carrera
vs. Akron, L	Notice	Johnson	Thornwell	Henry	Carrera
Asheville, W	Notice	Johnson	Thornwell	Henry	Chatkevicius
@Marshall, W	Notice	Johnson	Thornwell	Henry	Chatkevicius
Oklahoma State, W	Notice	Johnson	Thornwell	Henry	Chatkevicius
Clemson, W	Notice	Johnson	Thornwell	Henry	Chatkevicius
Coker, W	Notice	Johnson	Thornwell	Henry	Chatkevicius
North Carolina A&T, W	Notice	Johnson	Thornwell	Henry	Chatkevicius
Iowa State, W	Notice	Johnson	Thornwell	Henry	Chatkevicius

**EXHIB. - SOUTH CAROLINA 92, BENEDICT 47**  
**OCT. 26, 2014/COLONIAL LIFE ARENA**

**COLUMBIA, S.C.** - In the first-ever meeting between South Carolina and Benedict College, the Gamecocks came away with a decisive 92-47 win in the exhibition contest at Colonial Life Arena. Senior point guard Tyrone Johnson led all scorers with 23 points and added six rebounds and six assists.

Benedict got on the scoreboard first with a jumper from forward Lafonzo Smith, but the Gamecocks stormed out to a 9-0 run ignited by the play of Johnson whose one-handed dunk started it. Three minutes later, a run-out led to Johnson lobbing the ball up to Thornwell for an emphatic alley-oop.

Just before the 13-minute mark, the Tigers closed to within six at 13-7 with a 3-pointer from guard Justin Peeples. The Gamecocks responded with six points from Notice and Johnson's first 3-pointer of the game to start an 18-4 run over the next five-plus minutes to push the lead to 37-14 with 5:17 left on the clock.

Just as Benedict was able to get its deficit down to 17, Carolina ended the half on a 16-2 run with back-to-back 3-pointers coming from Johnson and Thornwell to go with six points from junior forward Laimonas Chatkevicius. The Gamecocks took a 55-25 lead into the break after shooting 19-of-34 (55.9 percent) and holding the Tigers to only eight made field goals in the opening 20 minutes.

Carolina extended its lead to 39 nearly seven minutes into the second half after holding Benedict without a made field goal through the first seven-plus minutes of the set. The Gamecocks continued to build on their lead the rest of the way, ending the game with a 92-47 win.

Junior guard Austin Constable did not play in the exhibition contest due to a left knee injury, and sophomore guard Justin McKie did not play due to a concussion.

**EXHIBITION**



Official Basketball Box Score - Game Totals - Final Statistics  
**Benedict College vs South Carolina**  
10/26/14 4 p.m. ET at Columbia, S.C. (Colonial Life Arena)

**Benedict College 47 • 0-0**

#	Player	Total		3-Ptr		Rebounds		PF	TP	A	To	Blk	Stl	Min
		FG	FGA	FT	FTA	Off	Def							
32	SMITH, Lafonzo	1-6	0-1	1-3	0	1	2	3	0	0	1	0	0	20
34	MANTOVANI, Roberto	2-3	0-0	1-1	2	3	3	5	0	3	0	1	1	24
10	REYNARD, Brennan	1-11	0-4	4-4	1	1	2	3	6	3	4	0	3	31
14	RANSOM, Kareem	3-9	2-5	4-4	2	2	4	3	12	1	0	0	0	27
22	CRAWFORD, Andrew	3-17	2-11	0-1	0	5	0	8	2	0	0	1	1	31
05	PEEPLS, Justin	1-5	1-5	2-2	0	2	3	5	1	2	0	0	0	13
12	ROBIN, Kel	1-5	0-1	0-0	0	0	0	2	0	0	0	0	0	9
24	COOKE, Quiron	1-3	0-2	0-0	2	1	3	2	2	0	1	0	1	11
25	JOHNSON, Deonte	0-5	0-0	2-2	1	1	2	3	2	0	0	0	0	11
30	HARRIS, Christopher	0-1	0-1	0-0	1	0	1	0	0	0	0	0	0	2
33	FITZGERALD, Seth	0-1	0-0	0-0	0	2	0	0	0	0	0	0	0	2
35	JOHNSON, Shamari	0-0	0-0	0-0	0	0	1	0	0	0	0	0	0	4
50	HOLLOWAY, Aumtrill	0-2	0-0	0-0	0	0	0	1	0	2	0	0	0	10
52	DEJOURDAN, Elan	0-1	0-0	2-2	0	0	0	1	2	0	0	0	0	5
Team				4		4								
Totals		13-69	5-30	16-19	13	18	31	22	47	7	13	1	5	200

FG % 1st Half: 8-37 21.6% 2nd half: 5-32 15.6% Game: 13-69 18.8%  
3FG % 1st Half: 3-15 20.0% 2nd half: 2-15 13.3% Game: 5-30 16.7%  
FT % 1st Half: 5-6 83.3% 2nd half: 11-13 84.6% Game: 16-19 84.2%

**South Carolina 92 • 0-0**

#	Player	Total		3-Ptr		Rebounds		PF	TP	A	To	Blk	Stl	Min
		FG	FGA	FT	FTA	Off	Def							
21	HENRY, Demetrius	6-8	0-0	3-4	0	7	7	0	15	0	1	1	0	21
4	CARRERA, Michael	2-5	0-1	1-2	4	11	5	4	5	2	0	2	0	23
00	THORNWELL, Sindarius	5-10	2-5	2-3	0	3	4	14	1	0	3	0	2	30
04	JOHNSON, Tyrone	6-11	4-6	7-7	4	2	6	23	6	1	0	1	0	33
10	NOTICE, Duane	1-7	0-4	8-10	0	3	3	10	9	2	0	1	1	32
01	STROMAN, Marcus	2-6	0-0	1-2	1	0	1	3	5	3	7	0	0	20
14	CHATKEVICIUS, L.	5-6	0-0	0-0	2	10	12	10	1	1	1	0	1	17
15	THEUS JR., Reggie	1-3	0-1	0-0	0	2	2	1	2	1	3	0	0	16
25	KACINAS, Mindaugas	4-8	0-0	0-0	4	3	7	3	8	0	2	0	0	18
Team				1		4								
Totals		32-64	6-17	22-28	16	45	61	17	92	23	15	9	2	200

FG % 1st Half: 19-34 55.9% 2nd half: 13-30 43.3% Game: 32-64 50.0%  
3FG % 1st Half: 3-8 37.5% 2nd half: 3-9 33.3% Game: 6-17 35.3%  
FT % 1st Half: 14-17 82.4% 2nd half: 8-11 72.7% Game: 22-28 78.6%

Officials: Bruce Benedict, Brent Hampton, Will Howard  
Technical fouls: Benedict College-None. South Carolina-None.  
Attendance: 10011  
Exhibition game

Score by periods	1st	2nd	Total
Benedict College	24	23	47
South Carolina	55	37	92

Last FG - BU 2nd-03:07. SC 2nd-02:09.  
Largest lead - BU by 14 1st-19:38. SC by 47 2nd-01:56.  
BU led for 00:16. SC led for 38:17. Game was tied for 01:27.

**GAME #1 - SOUTH CAROLINA 81, N. FLORIDA 56**  
**NOV. 14, 2014/COLONIAL LIFE ARENA**

**COLUMBIA, S.C.** - The South Carolina men's basketball team (1-0) opened the 2014-15 season Friday night with a matchup with the North Florida Ospreys (0-1). Of the 11 players who saw time in the game, six would score eight points or more to spark an 81-56 win. Demetrius Henry and Tyrone Johnson led the team with 12 points apiece and Mindaugas Kacinas went for nine points and 11 rebounds.

Henry's second dunk in the opening two minutes of the contest gave the Gamecocks an early 8-6 lead over the Ospreys. That dunk would spark a run that would give the team a lead for good, as the score would balloon to 22-8 over the next six minutes. The team would not trail in the game. Henry scored six of Carolina's first 14 points with his third dunk of the half at the 15-minute mark and the Gamecocks extended their lead to 12 points at the under-12 minute media timeout at 25-13.

The Gamecocks pushed their lead to twenty at 36-16 with just over five minutes remaining in the opening half on a dunk from junior forward Laimonas Chatkevicius. That would be the exclamation point on what would be a 13-0 run that spanned from 9:39 to 4:07 in the half.

Beau Beech would break the Osprey's scoreless stretch, but by then it would be too late. Carolina held a 48-27 upperhand at the half after hitting 53.1 percent (17-32) from the floor in the opening 20 minutes. Balanced scoring in the first half propelled the Gamecocks, as six different Carolina players scored at least six points in the half, led by Henry's eight.

The play down low would be the difference in the first half, setting a tone that would prevail for the entire game. In the first 20 minutes the Gamecocks held a 26-10 advantage in points in the paint with a 21-11 rebounding margin.

Carolina continued its strong offensive performance early in the second half, as both Henry and Johnson reached double-figures before the first media timeout. Battling foul trouble, the Ospreys struggled offensively, hitting just three of their first nine shots of the second half, trailing the Gamecocks 57-34 at the 15-minute mark. The lead would grow as large as 29 points in the convincing win.

As a team, South Carolina made better than half of its shots (29-57) and won the battle of the boards 42-28 with ten offensive rebounds. The bench would be featured often in the game, with the six reserves pitching in a combined 35 points. In his first collegiate game, freshman guard Marcus Stroman played like a veteran with a line of six points, six assists, two steals and no turnovers. As a team, South Carolina committed just nine turnovers (two in the first half) while forcing its opponent into 15.

**GAME #1**



Official Basketball Box Score - Game Totals - Final Statistics  
**UNF vs South Carolina**  
11/14/14 7 p.m. ET at Columbia, S.C. (Colonial Life Arena)

**UNF 56 • 0-1**

#	Player	Total		3-Ptr		Rebounds		PF	TP	A	To	Blk	Stl	Min
		FG	FGA	FT	FTA	Off	Def							
33	BANKS, Romelo	0-6	0-0	4-7	0	0	0	2	4	0	1	2	0	26
34	DAVENPORT, Chris	3-4	0-1	0-0	0	5	5	6	1	1	1	0	23	
00	NESSBIT, Jalen	2-5	2-4	2-3	1	5	6	1	8	2	4	0	32	
02	BEECH, Beau	3-7	3-7	0-0	0	2	2	5	9	0	2	0	0	32
14	MOORE, Dallas	0-13	3-5	4-4	0	4	1	21	1	4	0	0	31	
04	WILSON, Devin	1-1	0-0	0-0	0	1	0	0	1	0	0	0	5	
11	MALONEY, Trent	1-7	1-7	0-0	0	1	3	3	3	0	0	0	22	
12	BODAGEY, Aaron	1-7	1-7	0-0	0	1	1	0	3	1	1	0	20	
32	DANIELS, Demarcus	1-3	0-1	0-2	1	1	2	5	2	0	2	0	18	
Team				4		2								
Totals		18-53	10-32	10-16	6	22	28	22	56	9	15	5	2	200

FG % 1st Half: 10-25 40.0% 2nd half: 8-28 28.6% Game: 18-53 34.0%  
3FG % 1st Half: 5-14 35.7% 2nd half: 5-18 27.8% Game: 10-32 31.3%  
FT % 1st Half: 2-2 100.0 2nd half: 8-14 57.1% Game: 10-16 62.5%

**South Carolina 81 • 1-0**

#	Player	Total		3-Ptr		Rebounds		PF	TP	A	To	Blk	Stl	Min
		FG	FGA	FT	FTA	Off	Def							
21	HENRY, Demetrius	6-9	0-0	0-0	0	2	2	5	12	0	2	1	0	20
4	CARRERA, Michael	2-4	0-0	4-6	2	1	3	1	8	2	1	1	1	17
00	THORNWELL, Sindarius	3-7	0-1	0-0	3	1	4	0	6	2	1	1	2	20
04	JOHNSON, Tyrone	5-7	0-0	2-3	0	5	0	12	4	0	0	0	1	28
10	NOTICE, Duane	2-5	1-1	3-4	0	4	1	8	5	1	0	1	21	
01	STROMAN, Marcus	3-7	0-1	0-0	0	3	1	6	6	0	0	2	25	
14	CHATKEVICIUS, L.	4-6	0-0	3-4	1	3	4	11	0	2	0	0	17	
15	THEUS JR., Reggie	0-0	0-0	0-0	0	0	0	0	0	0	1	0	1	4
20	MCKIE, Justin	0-3	0-2	3-4	0	0	0	2	3	0	0	0	8	
25	KACINAS, Mindaugas	2-5	1-2	4-5	2	9	11	4	9	0	1	0	25	
35	STEELE, Brian	2-4	2-4	0-0	0	2	2	0	6	0	0	0	15	
Team				2		4								
Totals		29-57	4-11	19-26	10	32	42	15	81	19	9	3	7	200

FG % 1st Half: 17-32 53.1% 2nd half: 12-25 48.0% Game: 29-57 50.9%  
3FG % 1st Half: 2-3 66.7% 2nd half: 2-8 25.0% Game: 4-11 36.4%  
FT % 1st Half: 12-15 80.0% 2nd half: 7-11 63.6% Game: 19-26 73.1%

Officials: James Barker, Glenn Tullit, Will Howard  
Technical fouls: UNF-None. South Carolina-None.  
Attendance: 10473  
2014-15 Season Opener

Score by periods	1st	2nd	Total
UNF	27	29	56
South Carolina	48	33	81

Last FG - UNF 2nd-00:18. SC 2nd-00:42.  
Largest lead - UNF None. SC by 29 2nd-09:24.  
UNF led for 00:00. SC led for 38:53. Game was tied for 01:07.

**GAME #2 - BAYLOR 69, SOUTH CAROLINA 65**  
**NOV. 18, 2014/COLONIAL LIFE ARENA**

**COLUMBIA, S.C.** - The South Carolina men's basketball team hosted Baylor Tuesday afternoon as part of the ESPN College Hoops Tip-Off Marathon. The noon start wouldn't favor either side, as the physical matchup was closely contested throughout. The Bears (2-0) were able to keep Carolina (1-1) at arm's length for much of the game, and were able to seal the game with a pair of free throws late in a 69-65 win.

Senior guard Tyrone Johnson scored a career-high 21 points to lead the Gamecocks in a game that featured six ties and six lead changes. Both teams were cold in first half, with Carolina shooting 32 percent and Baylor 38. It was even colder from deep, with the two sides combining to hit just three of 20 3-point attempts. The charity stripe would be the most forgiving area, with Baylor hitting 11-of-12 and Carolina making 9-of-10.

Baylor controlled the game early, but a 7-0 run from 9:23 to 7:15 of first half gave the Gamecocks an 18-16 lead. As was the case all day long, when one side seemed to gain momentum it would be quickly snatched away, and the Bears would use a quick 6-0 run in the final two minutes of the half to take a 30-27 lead. A Johnathan Motley jumper that fell just before the buzzer capped the run, the forward would lead all scorers in the half with 13.

The Gamecocks went for much of the opening frame without starters Duane Notice (four minutes) and Demetrius Henry (seven), who were plagued by early foul trouble. In the final 20 minutes, the Gamecocks were unable to cut deep enough into the Baylor lead, taking a brief 36-35 lead with 16:55 to play before a 12-4 run from the visitors put them ahead for good. With Motley picking up his fourth foul with 13:19 to play, Baylor's senior guard Kenny Chery made up for the scoring slack by scoring 18 of his 20 points in the second half.

In the final 20 minutes, the Gamecocks were unable to cut deep enough into the Baylor lead, taking a brief 36-35 lead with 16:55 to play before a 12-4 run from the visitors put them ahead for good. With Motley picking up his fourth foul with 13:19 to play, Baylor's senior guard Kenny Chery made up for the scoring slack by scoring 18 of his 20 points in the second half.

The combo of Johnson and Sindarius Thornwell would counter the Baylor duo all game long, though, with Johnson's 21 and Thornwell's 16 leading the offense. After scoring 42 points as a group in the season opener against North Florida, the Carolina bench scored just 14 on Tuesday, with 10 coming from another strong performance by freshman Marcus Stroman. The point guard scored 10 points with five rebounds and three assists in 27 minutes of action.

The Bears converted a turnover into a basket with 4:43 to play in the game that completed a 7-0 run to give them their biggest lead of the game at 64-54. The Gamecocks responded with a 7-0 run of their own over the next two minutes to make it 64-61 thanks to a fast-break layup from Thornwell and three straight points from Stroman to put a bow on the run.

A dunk from Michael Carrera with 32 seconds to go cut it to a one-possession game, 66-63, but after Baylor hit the front end of a pair of free throws the Gamecocks missed a 3 in transition and took up too much time committing a foul. Despite Taurean Prince missing both free throws on the other end, the home side was left with less than three seconds following a layup by Johnson to make it 67-65.

After a Gamecock foul on the inbound pass, Chery hit both attempts at the line to take away the chance at a buzzer-beater.

**GAME #2**



Official Basketball Box Score - Game Totals - Final Statistics  
**Baylor vs South Carolina**  
11/18/14 12 p.m. ET at Columbia, S.C. (Colonial Life Arena)

**Baylor 69 • 2-0**

#</
-----



**GAME #3 - SOUTH CAROLINA 69, CORNELL 45**  
**NOV. 20, 2014/TD ARENA/CHARLESTON CLASSIC**

**CHARLESTON, S.C.** - An opportunistic defense would drive the South Carolina men's basketball team to a win over Cornell on the opening night of the Charleston Classic, held at TD Arena. The Gamecocks (2-1) forced 17 turnovers en route to a 69-45 win, holding the Big Red (2-2) to 27 percent shooting from the field.

Sindarius Thornwell led the team with 14 points despite playing just six minutes of the second half. Mindaugas Kacinas pulled down 11 rebounds to go with 10 points for the team's first double-double of the season and his partner on the post Laimonas Chatkevicius added eight points and seven boards off the bench. Every player on the active roster saw time on the floor, with ten scoring at least two points.

After an even start to the game, Carolina went on a 13-0 run from the 15:20 mark until just under ten minute remaining to open up a 22-11 lead. Five different players contributed to the game-changing run. Thornwell led the early charge, scoring 10 of the team's first 12 points before ending the half with 13.

Bench play would be the difference maker in the first 20 minutes, as the Gamecock reserves outscored their Cornell counterparts 15-0. Kacinas and Chatkevicius combined for 10 points and 14 rebounds, and Marcus Stroman pitched in five points and three steals.

Though it would shoot just 36 percent as a team, Carolina carried a 35-21 lead into the break after forcing 13 turnovers and limiting the Big Red to a tiny 30 percent on 7-of-23 shooting. The Gamecocks had averaged just 13 turnovers forced per game in its first two contests of the 2014-15 season coming into Thursday night.

The second half would be no different, as the lead would dip to 13 with 18:49 to play, but a 13-1 run from then until the 13:19 mark set the team back on the right path. The lead would grow to as large as 28 points. The key in the final 20 minutes would be rebounding, as the Gamecocks enjoyed a 23-15 advantage over a Cornell side that shot just 24 percent in the period.

**GAME #4 - CHARLOTTE 65, SOUTH CAROLINA 63**  
**NOV. 21, 2014/TD ARENA/CHARLESTON CLASSIC**

**CHARLESTON, S.C.** - A potential game-winning three pointer from Sindarius Thornwell caromed just off as Charlotte (3-0) earned a 65-63 win over South Carolina (2-2) Friday night in the semifinals of the Charleston Classic. Hot shooting from the 49ers early in the second half erased a seven-point Gamecock lead at the half.

With just over a minute to play in a 63-all game, Thornwell blocked a 3 to start a fastbreak with Marcus Stroman. Thornwell would take a contested floater in transition and missed, and the follow from Duane Notice would be slapped off the backboard. Charlotte would make a pair of free throws on the ensuing possession to provide the game's final points, but Carolina still had chances late.

Inbounding from half court with 14 seconds to play and trailing by just two, Carolina was called for a five-second violation. Before Charlotte could inbound a foul put them at the line for a chance to seal it, but both attempts would be missed. On the second miss, a scramble for the ball would be called in favor of the 49ers, but after review the Gamecocks would get one last chance. Thornwell's attempt for a 3 hit the rim, but did not connect.

The first half was dominated by Carolina after it used an 11-2 run from the 16:28 mark to 13:11 going from down 6-4 to up 15-8. The Gamecocks would make six-straight field goals early in that stretch and 10-of-15 total in the first 10 minutes of action.

The 49ers returned that favor to start the second half, hitting 7-of-9 shots in the first six minutes to erase Carolina's 36-29 halftime lead while the Gamecocks would shoot just 37 percent in the final 20 minutes. The biggest disparity with the second-half shooting was the 49ers making 4-of-5 3s, while Carolina hit just twice on nine attempts.

A 10-0 run from 12:41 to 9:09 in the second half gave Charlotte its largest lead of the game, a 55-48 advantage. Mindaugas Kacinas made sure the momentum would not swing all the way to the visitors, scoring seven-straight points on his own to put Carolina up 57-55 and force a timeout. The 49ers were able to hold on for the late win despite not making a field goal for the final three minutes of action.

Thornwell would lead all scorers in the game with 20 points, 18 of which came in the first half. Michael Carrera and Kacinas joined him in double figures, with 11 apiece.

**GAME #5 - AKRON 68, SOUTH CAROLINA 63**  
**NOV. 23, 2014/TD ARENA/CHARLESTON CLASSIC**

**CHARLESTON, S.C.** - The Gamecocks (2-3) wrapped up play at the Charleston Classic Sunday evening, dropping a 68-63 contest to Akron (3-1). Shooting slumps bookending the game would be the difference as the Carolina offense lost its third game of the season by five points or less.

The offense struggled to find its rhythm in the first half. After a jumper from Sindarius Thornwell in the team's first possession of the game, the Gamecocks missed their next eight shots and was 1-of-12 while the Zips went ahead 10-4. While the team's shooting luck would improve, it would shoot just 29 percent from the floor in the first half.

Akron was never able to put up a big lead during the Carolina cold streak thanks to solid rebounding and a strong defensive effort. After a layup at the 6:19 mark to put the Zips ahead 21-18, they would hit just 1-of-9 attempts until the halftime horn. Free throws would carry them to the break, as they made seven in the final four minutes.

Coming in averaging 12 offensive rebounds per game, the Gamecocks had 15 in the first half alone to allow them to attempt 11 more shots. Thornwell had four offensive boards on his own, as did Mindaugas Kacinas. Marcus Stroman led the offense with six points in 15 minutes off the bench.

The Zips came out of the locker room on a hot streak offensively, hitting six of their first seven shots to build their biggest lead of the night at the 16-minute mark, 44-32. A quick 7-0 run from the Gamecocks cut into that margin and forced a timeout, with layups from Kacinas and Chatkevicius that sandwiched a 3-pointer from Duane Notice.

After avoiding a big deficit, the Gamecocks chased the Zips over the next six minutes of the game with the lead fluctuating from eight down to one before a Chakevicius free throw with 6:55 to play brought about the game's first tie since it was 2-2.

The Carolina offense went into a four-minute scoreless stretch soon after the tie that allowed Akron to build up a 63-58 lead before a Thornwell jumper with 34 seconds left. Turnovers on four straight possessions in that stretch for South Carolina would be the key.

After Thornwell's jumper made it 63-60, the Zips hit 5-of-6 free throws to maintain a two-possession lead and outlast the final comeback.

Thornwell led the team with 13 points and was joined in double figures by Chatkevicius (11) and Duane Notice (12). The team pulled down a season-high 21 offensive rebounds, leading to 14 more shots than Akron and 17 second-chance points.

**GAME #3**

**Official Basketball Box Score -- Game Totals -- Final Statistics**  
**Cornell vs S. Carolina**  
**11/20/14 8:25 p.m. at Charleston, S.C. (TD Arena)**

**Cornell 45 • 2-2**

#	Player	Total		3-Ptr		Rebounds		PF	TP	A	T	Blk	Stl	Min	
		FG	FGA	FG	FGA	FT	FTA								Off
00	Onuorah, David	1	1	0	0	3	1	4	3	2	0	1	2	0	17
32	Miller, Shonn	1	2	0	2	5	0	3	5	9	0	1	1	0	29
05	Hatter, Robert	1	2	0	0	0	2	2	1	4	0	2	0	1	19
13	Cherry, Devin	1	3	1	3	1	0	5	5	2	2	0	2	0	30
23	Cancer, Galal	1	2	1	4	5	1	2	3	10	1	2	0	1	28
01	Smith, Darryl	0	0	0	0	2	2	0	0	2	0	0	0	1	10
04	LaMore, Dave	0	0	0	0	1	1	2	1	0	0	0	2	0	16
11	Fleming, Desmond	0	0	0	0	0	0	0	0	0	0	0	0	0	5
12	Aldor-Rad'ool, Jordan	0	1	0	0	0	1	1	1	0	0	0	0	0	6
15	Bunce, Braxton	0	0	0	0	1	0	1	0	0	0	0	0	0	6
20	Bathurst, Wil	0	0	0	0	1	1	1	1	1	2	1	0	1	10
22	Mischler, Robert	0	0	0	0	0	0	0	0	1	0	0	0	0	3
25	Fallas, Jolo	4	4	3	3	0	1	2	1	11	0	2	0	1	14
35	Tomic, Ned	0	1	0	0	0	1	1	0	1	0	0	0	0	5
50	Giddens, Deion	0	0	0	0	1	0	1	0	0	0	0	0	0	2
Team		14-52		5-20		12-16		10		22		32		19	
Totals		14-52		5-20		12-16		10		22		32		19	

FG % 1st Half: 7-23 30.4% 2nd Half: 7-29 24.1% Game: 14-52 26.9%  
 3FG % 1st Half: 2-9 22.2% 2nd Half: 3-11 27.3% Game: 5-20 25.0%  
 FT % 1st Half: 5-7 71.4% 2nd Half: 7-9 77.8% Game: 12-16 75.0%

**S. Carolina 69 • 2-1**

#	Player	Total		3-Ptr		Rebounds		PF	TP	A	T	Blk	Stl	Min	
		FG	FGA	FG	FGA	FT	FTA								Off
24	CARRERA, Michael	1	2	1	1	0	0	4	4	2	5	0	2	2	0
21	HENRY, Demetrius	1	3	0	0	1	0	1	3	2	0	1	0	0	13
00	THORNWELL, Sindarius	5	11	3	8	1	2	2	4	14	0	0	0	1	23
04	JOHNSON, Tyrone	2	7	1	3	2	0	3	3	7	5	2	1	0	25
10	NOTICE, Duane	1	4	0	1	4	5	1	1	6	4	1	0	0	23
01	STROMAN, Marcus	1	6	0	1	3	6	3	2	0	3	2	0	0	25
14	CHATKEVICIUS, L.	4	7	0	0	1	6	7	0	8	1	1	2	0	20
15	THEUS JR., Reggie	0	0	0	0	0	0	0	0	0	0	0	0	1	4
20	MCKIE, Justin	2	2	2	2	1	2	3	1	8	0	0	0	0	8
25	KACINAS, Mindaugas	3	8	0	2	4	4	7	4	11	1	0	2	0	26
35	STEELE, Brian	1	7	1	4	0	0	3	3	1	3	2	1	0	16
Team		22-58		8-22		17-21		14		30		44		16	
Totals		22-58		8-22		17-21		14		30		44		16	

FG % 1st Half: 12-33 36.4% 2nd Half: 10-25 40.0% Game: 22-58 37.9%  
 3FG % 1st Half: 3-11 27.3% 2nd Half: 5-11 45.5% Game: 8-22 36.4%  
 FT % 1st Half: 8-10 80.0% 2nd Half: 9-11 81.8% Game: 17-21 81.0%

Officials: John Higgins, Lamont Simpson, Pat Driscoll  
 Technical fouls: Cornell-None; S. Carolina-None.  
 Attendance: 2517

Score by periods	1st	2nd	Total
Cornell	21	24	45
S. Carolina	35	34	69

Last FG - COR 2nd-03:38, SC 2nd-01:36.  
 Largest lead - COR by 3 1st-19:23, SC by 28 2nd-10:32.  
 COR led for 03:17, SC led for 35:06. Game was tied for 00:58.

**GAME #4**

**Official Basketball Box Score -- Game Totals -- Final Statistics**  
**Charlotte vs S. Carolina**  
**11/21/14 7 p.m. at Charleston, S.C. (TD Arena)**

**Charlotte 65 • 3-0**

#	Player	Total		3-Ptr		Rebounds		PF	TP	A	T	Blk	Stl	Min	
		FG	FGA	FG	FGA	FT	FTA								Off
21	CLAYTON, Willie	1	5	0	0	1	1	4	1	5	2	11	0	2	27
12	THORNE JR., Mike	4	8	0	0	2	5	0	4	4	2	10	0	2	34
01	OGBUZZE, Braxton	4	9	3	5	3	4	1	2	2	14	2	2	0	30
14	WILLIAMS, Terrence	3	5	1	2	0	0	7	7	3	7	1	1	0	26
15	HENRY, Pierria	3	9	0	0	6	7	7	2	12	2	8	1	3	36
02	DORN, Torin	1	2	0	1	0	1	1	0	2	1	0	0	0	18
05	WOODS, Keyshawn	2	4	1	1	1	1	0	1	0	6	0	0	1	13
11	BENKOVIC, Ivan	1	5	1	4	0	0	0	0	1	3	0	0	0	12
20	BLAKLEY, Cameron	0	2	0	0	0	1	1	1	0	0	1	0	0	4
Team		23-53		6-17		13-19		8		24		32		13	
Totals		23-53		6-17		13-19		8		24		32		13	

FG % 1st Half: 10-28 35.7% 2nd Half: 13-25 52.0% Game: 23-53 43.4%  
 3FG % 1st Half: 2-11 18.2% 2nd Half: 4-6 66.7% Game: 6-17 35.3%  
 FT % 1st Half: 7-9 77.8% 2nd Half: 6-10 60.0% Game: 13-19 68.4%

**S. Carolina 63 • 2-2**

#	Player	Total		3-Ptr		Rebounds		PF	TP	A	T	Blk	Stl	Min		
		FG	FGA	FG	FGA	FT	FTA								Off	Def
24	CARRERA, Michael	1	5	1	2	0	0	2	2	11	0	1	2	0	20	
21	HENRY, Demetrius	2	2	0	0	0	0	1	1	4	4	0	1	0	13	
00	THORNWELL, Sindarius	8	24	1	10	3	4	1	7	8	20	1	1	2	34	
04	JOHNSON, Tyrone	0	4	0	0	0	0	0	0	2	0	1	1	0	11	
10	NOTICE, Duane	3	10	1	4	2	2	1	2	3	1	9	5	1	0	35
01	STROMAN, Marcus	1	2	0	0	2	2	0	3	3	4	4	1	0	22	
14	CHATKEVICIUS, L.	2	4	0	0	1	6	7	1	4	1	2	3	0	24	
15	THEUS JR., Reggie	0	0	0	0	0	0	0	0	0	0	0	0	0	3	
20	MCKIE, Justin	0	1	0	1	0	0	0	0	1	0	0	0	0	4	
25	KACINAS, Mindaugas	5	5	0	0	1	5	6	4	11	0	1	1	0	23	
35	STEELE, Brian	0	1	0	1	0	2	1	0	2	1	0	0	1	8	
Team		26-61		3-18		8-9		11		26		37		21		
Totals		26-61		3-18		8-9		11		26		37		21		

FG % 1st Half: 15-31 48.4% 2nd Half: 11-30 36.7% Game: 26-61 42.6%  
 3FG % 1st Half: 1-8 12.5% 2nd Half: 2-10 20.0% Game: 3-18 16.7%  
 FT % 1st Half: 5-6 83.3% 2nd Half: 3-3 100.0% Game: 8-9 88.9%

Officials: Bryan Kersey, Ted Valentine, Kipp Kissinger  
 Technical fouls: Charlotte-None; S. Carolina-None.  
 Attendance: 2430

Score by periods	1st	2nd	Total
Charlotte	29	36	65
S. Carolina	36	27	63

Last FG - CHA 2nd-03:04, SC 2nd-01:53.  
 Largest lead - CHA by 7 2nd-09

**GAME #6 - SOUTH CAROLINA 89, UNC ASHEVILLE 75**  
**NOV. 26, 2014/COLONIAL LIFE ARENA**

**COLUMBIA, S.C.** - The South Carolina men's basketball team shook off a brief two-game losing streak Wednesday night, winning a shootout with UNC Asheville 89-75. After falling behind early, the Gamecocks (3-3) went on a big run to claim the lead and out-gun the Bulldogs (2-3) behind five different players scoring in double figures. Laimonas Chatkevicius led the way with 17 points and 13 rebounds after being inserted as a starter for the first time this season.

Asheville jumped out to an early 12-6 lead on a 3 from guard Andrew Rowsey, but the Gamecocks answered with a 21-2 run over the next six minutes to hold a 27-14 lead after a lay-up and make at the foul line from rookie guard Marcus Stroman. The Gamecocks would hit 8-of-11 attempts from the floor during the stretch, including a pair of 3s from sophomore guard Justin McKie and Chatkevicius, and two lay-ups from sophomore guard Sindarius Thornwell.

Asheville would battle back, answering the Carolina run with an 8-0 run of its own on a pair of 3s from Rowsey and Kevin Vannatta and a make underneath from Sam Hughes. Sophomore guard Duane Notice would hit the third Carolina 3 of the half to halt the Bulldog run and put the score at 30-22 Gamecocks with seven minutes remaining in the opening half.

The Bulldogs continued to chip away at the Carolina lead, pulling within five at 34-29 on Rowsey's 16th point of the half with just under a minute remaining. Senior guard Tyrone Johnson responded after a Gamecock timeout, however, hitting a 3 with 30 seconds remaining to give Carolina a 37-29 advantage at the break.

South Carolina shot well in the opening 20 minutes of play, hitting 48.4 percent (15-31), compared to 28.6 percent (10-35) for the Bulldogs.

Sophomore forward Demetrius Henry gave Carolina a 10-point lead at 46-36 early in the second half with a pair of free throws after a Bulldog foul. Rowsey connected for another 3, but the Gamecocks maintained their lead with a 3 from Notice and a lay-in and make and the foul line from Johnson, putting the score at 53-41 Carolina with 13:06 to play.

Rowsey collected his fourth foul of the game with 12:29 remaining in the game, forcing him to the bench. A dunk from Notice and a tip-in from Henry pushed the Carolina lead to 11, but Asheville closed the gap to within eight on a 3 from David Robertson with just under 10 minutes to play. The Bulldogs caught a timeout trailing 57-49.

Chatkevicius collected his first-career double-double moments later, hitting his second 3 of the night following a tip-in, pushing Carolina's lead back to 12 with 7:45 to play.

A coast-to-coast jumper in the lane from Stroman saw the Gamecock lead grow to 18 points at 70-52 with just over six minutes to play. After an Asheville turnover, and one from Carolina on the opposite end, Thornwell after the Gamecocks a 20-point advantage on a steal and two-handed dunk from the baseline.

The Bulldogs would heat up from deep in the waning minutes to cut the lead as low as 10, 85-75 with 51 seconds to play, but the Gamecocks would not let them get any closer.

Both teams were exceptional from 3-point range as Carolina made 8-of-17 and Asheville lived off the deep ball with a 15-of-29 day. Rowsey would score 30 of the team's 73 points, becoming the first 30-point scorer allowed by the Gamecocks this season. On two-point field goals alone in the game, the visitors made just 8-of-34 attempts and allowed the Gamecocks to own the paint by a 38-16 margin.

**GAME #7 - SOUTH CAROLINA 77, MARSHALL 59**  
**DEC. 1, 2014/CAM HENDERSON CENTER**

**HUNTINGTON, W.Va.** - In its first true road test of the season, the South Carolina men's basketball team (4-3) passed the test on both ends of the floor in a 77-59 win over Marshall (3-4). Bolstered by a career-high 27 points from Duane Notice and a 41-20 advantage in points in the paint, the team led for nearly the entire game.

The Carolina defense hounded the Herd in the first half, limiting the home side to just seven percent from long range (1-of-14). Marshall wouldn't fare much better from inside as it hit just 5-of-29 attempts overall in the first 20 minutes. The Gamecocks would counter with a two-man attack offensively to carry the team early on.

Notice scored the team's first seven points of the game on a wide array of shots, from a pair of free throws to open the scoring to a layup that capped his one-man run and gave the team an early 7-3 lead. His efforts were the impetus for a 13-0 run that helped the Gamecocks seize a 15-3 lead. Laimonas Chatkevicius joined in on the offense to help the team extend that lead, each scoring 13 points as Carolina ran out to a 39-20 halftime lead.

The defensive intensity would not stay in the locker room after the break, with nine more turnovers forced. The Herd would shoot a respectable 40 percent in the final half, but still lacked the interior defense to slow down Carolina and relied on the charity stripe to score a third of its 39 second-half points. Despite a 1-of-9 second half from three, the Gamecocks scored on 13-of-20 two-point field goals in 20 minutes.

The closest Marshall would come in the second half was 16 points. When it managed to even get that close, an 8-0 run coming off a trio of Marshall turnovers gave Carolina a 61-37 lead with ten minutes left to play in the game, its largest of the day.

Along with Notice and Chatkevicius, who finished with 15 points on 7-of-9 shooting, Justin McKie and Sindarius Thornwell also scored in double figures. After setting or matching his career high in two of the last three games, McKie set an even higher mark with 12 points on 5-of-8 shooting. Thornwell combined his ten points with a team-high ten rebounds for his third career double-double.

On the defensive side, the Gamecocks forced 19 turnovers and held Marshall to 28 percent overall and 19 percent from three. The 20 first-half points allowed by Carolina were the least so far this season.

**GAME #8 - SOUTH CAROLINA 75, OKLAHOMA ST. 49**  
**DEC. 6, 2014/COLONIAL LIFE ARENA**

**COLUMBIA, S.C.** - The South Carolina men's basketball team hosted Baylor Tuesday afternoon as part of the ESPN College Hoops Tip-Off Marathon. The noon start wouldn't face either side, as the physical matchup was closely contested throughout. The Bears (2-0) were able to keep Carolina (1-1) at arm's length for much of the game, and were able to seal the game with a pair of free throws late in a 69-65 win.

Senior guard Tyrone Johnson scored a career-high 21 points to lead the Gamecocks in a game that featured six ties and six lead changes.

Both teams were cold in first half, with Carolina shooting 32 percent and Baylor 38. It was even colder from deep, with the two sides combining to hit just three of 20 3-point attempts. The charity stripe would be the most forgiving area, with Baylor hitting 11-of-12 and Carolina making 9-of-10.

Baylor controlled the game early, but a 7-0 run from 9:23 to 7:15 of first half gave the Gamecocks an 18-16 lead. As was the case all day long, when one side seemed to gain momentum it would be quickly snatched away, and the Bears would use a quick 6-0 run in the final two minutes of the half to take a 30-27 lead. A Johnathan Motley jumper that fell just before the buzzer capped the run, the forward would lead all scorers in the half with 13.

The Gamecocks went for much of the opening frame without starters Duane Notice (four minutes) and Demetrius Henry (seven), who were plagued by early foul trouble.

In the final 20 minutes, the Gamecocks were unable to cut deep enough into the Baylor lead, taking a brief 36-35 lead with 16:55 to play before a 12-4 run from the visitors put them ahead for good. With Motley picking up his fourth foul with 13:19 to play, Baylor's senior guard Kenny Chery made up for the scoring slack by scoring 18 of his 20 points in the second half.

The combo of Johnson and Sindarius Thornwell would counter the Baylor duo all game long, though, with Johnson's 21 and Thornwell's 16 leading the offense. After scoring 42 points as a group in the season opener against North Florida, the Carolina bench scored just 14 on Tuesday, with 10 coming from another strong performance by freshman Marcus Stroman. The point guard scored 10 points with five rebounds and three assists in 27 minutes of action.

The Bears converted a turnover into a basket with 4:43 to play in the game that completed a 7-0 run to give them their biggest lead of the game at 64-54. The Gamecocks responded with a 7-0 run of their own over the next two minutes to make it 64-61 thanks to a fast-break layup from Thornwell and three straight points from Stroman to put a bow on the run.

A dunk from Michael Carrera with 32 seconds to go cut it to a one-possession game, 66-63, but after Baylor hit the front end of a pair of free throws the Gamecocks missed a 3 in transition and took up too much time committing a foul. Despite Taurean Prince missing both free throws on the other end, the home side was left with less than three seconds following a layup by Johnson to make it 67-65.

After a Gamecock foul on the inbound pass, Chery hit both attempts at the line to take away the chance at a buzzer-beater.

**GAME 6**



Official Basketball Box Score - Game Totals - Final Statistics  
**UNC Asheville vs South Carolina**  
 11/26/14 8 p.m. ET at Columbia, S.C. (Colonial Life Arena)

**UNC Asheville 75 • 2-3**

#	Player	Total		3-Ptr		Rebounds		PF	TP	A	TO	Bk	Stl	Min	
		FG	FGA	FG	FGA	FT	FTA								Off
04	UBARU, Kem	2-11	2-2	3-4	6	4	10	1	9	1	5	0	1	17	
21	ZILLI, Giacomo	0-3	0-0	0-0	2	1	3	2	0	1	0	1	0	12	
13	ROBERTSON, David	5-10	5-9	0-0	0	1	4	15	3	3	0	2	34		
15	ROWSEY, Andrew	6-12	4-5	0	1	1	4	30	2	2	0	4	31		
22	LITTLEJOHN, Corey	1-7	1-3	2-4	0	3	3	3	5	0	6	0	2	30	
02	WNUK, Alec	0-0	0-0	0-0	0	0	0	0	0	0	0	0	0	1	
03	WILMOTH, Ethan	0-0	0-0	0-0	0	0	0	0	0	0	0	0	0	1	
10	VANNATTA, Kevin	2-6	1-3	1-1	1	3	4	1	6	3	2	0	1	22	
11	NEELY, Marcus	0-0	0-0	0-0	0	0	0	0	0	0	0	0	0	1	
12	MILLER, Rakewon	0-0	0-0	0-0	0	0	0	0	0	0	0	0	0	1	
20	PAU, Chudier	0-0	0-0	0-0	1	0	1	0	0	1	0	0	0	3	
25	CASPER, Jacob	0-0	0-0	0-0	0	0	0	0	0	0	0	0	0	1	
31	HUGHES, Sam	1-3	0-0	2-4	0	2	3	4	1	0	0	1	24		
04	ROBERTS, Jaleel	2-5	0-0	2-2	3	2	5	2	6	0	2	2	0	22	
Team				2-3		2-5		6		0		2		22	
Totals		23-63		15-29		14-20		15		20		21		75   12   22   3   11   200	

FG % 1st Half: 10-35 28.6% 2nd Half: 13-28 46.4% Game: 23-63 36.5%  
 3FG % 1st Half: 6-14 42.9% 2nd Half: 9-15 60.0% Game: 15-29 51.7%  
 FT % 1st Half: 3-6 50.0% 2nd Half: 11-14 78.6% Game: 14-20 70.0%

**South Carolina 89 • 3-3**

#	Player	Total		3-Ptr		Rebounds		PF	TP	A	TO	Bk	Stl	Min	
		FG	FGA	FG	FGA	FT	FTA								Off
14	CHATKEVICIUS, L.	5-11	2-2	5-6	7	6	13	3	17	3	4	3	0	23	
21	HENRY, Demetrius	6-11	0-0	3-4	2	6	8	2	15	0	1	3	0	32	
00	THORNWELL, Sindarius	5-13	1-5	1-2	1	2	12	4	2	2	0	6	32		
04	JOHNSON, Tyrone	3-7	1-3	5-7	1	3	4	12	6	3	1	1	29		
10	NOTICE, Duane	4-6	2-4	2-4	0	1	12	1	3	1	2	25			
01	STROMAN, Marcus	2-3	0-0	3-3	0	4	4	1	7	6	5	0	1	25	
15	THEUS JR., Reggie	1-1	0-0	0-0	0	0	0	0	2	0	1	0	1	1	
20	MCKIE, Justin	3-5	2-3	0-0	0	1	1	8	0	0	0	0	13		
25	KACINAS, Mindaugas	2-3	0-0	0-0	1	3	4	2	4	1	2	0	18		
35	STEELE, Brian	0-0	0-0	0-0	0	0	0	1	0	1	0	0	1	2	
Team				0-2		2-2		0		0		0		0	
Totals		31-60		8-17		19-26		12		27		39		15   89   21   20   10   12   200	

FG % 1st Half: 15-31 48.4% 2nd Half: 16-29 55.2% Game: 31-60 51.7%  
 3FG % 1st Half: 4-10 40.0% 2nd Half: 4-7 57.1% Game: 8-17 47.1%  
 FT % 1st Half: 3-5 60.0% 2nd Half: 16-23 69.6% Game: 19-26 72.1%

Score by periods	1st	2nd	Total
UNC Asheville	29	46	75
South Carolina	37	52	89

Last FG - SC 2nd-00:51, SC 2nd-00:13.  
 Largest lead - AVL by 9:14-14:54, SC by 20 2nd-05:58.  
 AVL led for 03:56. SC led for 31:19. Game was tied for 04:45.

**GAME #7**



Official Basketball Box Score - Game Totals - Final Statistics  
**South Carolina vs Marshall**  
 12/1/14 7:30 p.m. at Huntington, W.Va. (Henderson Center)

**South Carolina 77 • 4-3**

#	Player	Total		3-Ptr		Rebounds		PF	TP	A	TO	Bk	Stl	Min	
		FG	FGA	FG	FGA	FT	FTA								Off
14	CHATKEVICIUS, L.	7-9	1-1	0-0	2	2	4	15	1	4	1	1	18		
21	HENRY, Demetrius	1-4	0-1	0-0	1	2	3	5	4	0	2	0	15		
00	THORNWELL, Sindarius	4-12	0-4	2-6	3	7	10	4	10	3	1	2	27		
04	JOHNSON, Tyrone	0-5	0-1	1-2	1	1	2	3	1	3	0	0	20		
10	NOTICE, Duane	10-18	2-8	5-5	1	4	5	27	4	1	0	2	36		
01	STROMAN, Marcus	2-4	0-1	2-4	1	3	4	1	6	3	5	0	25		
15	THEUS JR., Reggie	0-0	0-0	0-0	0	0	0	0	0	0	0	0	1		
20	MCKIE, Justin	5-8	1-3	1-3	0	4	4	12	0	1	0	1	22		
25	KACINAS, Mindaugas	0-2	0-0	2-4	3	2	5	2	2	1	0	4	32		
35	STEELE, Brian	0-1	0-1	0-0	0	0	0	1	1	0	0	0	4		
Team				2-2		2-2		0		0		0		4	
Totals		30-63		4-20		13-24		14		25		39		24   77   15   3   13   200	

FG % 1st Half: 16-34 47.1% 2nd Half: 14-29 48.3% Game: 30-63 47.6%  
 3FG % 1st Half: 3-11 27.3% 2nd Half: 1-9 11.1% Game: 4-20 20.0%  
 FT % 1st Half: 4-10 40.0% 2nd Half: 9-14 64.3% Game: 13-24 54.2%

**Marshall 59 • 3-4**

#	Player	Total		3-Ptr		Rebounds		PF	TP	A	TO	Bk	Stl	Min	
		FG	FGA	FG	FGA	FT	FTA								Off
05	SANE, Cheikh	1-6	0-1	1-2	4	3	7	4	3	1	1	0	19		
25	TAYLOR, Ryan	3-9	0-1	5-8	2	1	3	5	11	2	3	0	22		
31	KAMBOLA, JP	3-6	1-3	1-1	0	2	2	3	8	0	0	0	18		
15	BOYKINS, Devince	0-1	0-0	1-2	0	0	1	1	1	0	0	0	7		
35	LOOP, Austin	2-10	2-10	4-4	2	2	4	1	10	0	2	0	33		
03	JOHNSON, Jay	2-12	0-6	4-6	6	5	11	0	8	0	0	0	27		
01	NIKOLIC, Aleksa	1-5	0-2	2-3	1	6	1	4	3	4	0	0	35		
23	EDMONDS, Justin	3-5	2-3	1-4	1	2	3	1	9	1	0	1	27		
16	MANNING, Tamron	0-0	0-0	0-0	0	0	0	0	0	0	0	0	1		
10	MIOVIC, Milan	1-2	0-0	3-4	1	3	4	4	5	1	2	0	21		
Team				1-3		3-4		1		0		0		21	
Totals		16-56		5-26		22-34		18		25		43		20   59   9   19   3   6   200	

FG % 1st Half: 5-29 17.2% 2nd Half: 11-27 40.7% Game: 16-56 28.6%  
 3FG % 1st Half: 1-14 7.1% 2nd Half: 4-12 33.3% Game: 5-26 19.2%  
 FT % 1st Half: 9-14 64.3% 2nd Half: 13-20 65.0% Game: 22-34 64.7%



**GAME #9 - SOUTH CAROLINA 68, CLEMSON 45**  
**DEC. 19, 2014/COLONIAL LIFE ARENA**

COLUMBIA, S.C. - Emboldened by a raucous crowd of over 11,000 fans, the South Carolina Gamecocks (6-3) earned a big win over archrival Clemson (6-4) Friday evening at Colonial Life Arena. Duane Notice would score 14 of his game-high 19 points over the final 20 minutes, helping Carolina turn a two-point halftime deficit into a 68-45 win. The sophomore guard would nearly match the entire offensive output of the Tigers, who as a team made just five field goals and scored 15 points in the second half.

With Clemson holding a 30-28 lead coming out of halftime, the two teams traded possessions and were knotted at 35 after a 3 from Clemson's Jaron Blossomgame with 15:09 to play. That would be the visiting side's final field goal made over the next ten minutes, as the Gamecocks embarked on a 26-2 run in that span to put the game away. A barrage of 3-pointers from the Carolina guards sparked the streak, with Notice making two and Sindarius Thornwell adding another that ballooned the lead into double digits and forced a timeout with ten minutes to play.

Free throws from both Demetrius Henry and Tyrone Johnson and a lay-up from Johnson continued the run for the Gamecocks, as the Tigers scored just two points the middle eight minutes of the half. Notice connected for his career-high fifth 3 of the contest with 4:33 remaining to put the Carolina lead at 64-39.

After connecting on just 1-of-9 attempts from deep in the first half, the Gamecocks would hit on 6-of-13 in the second half. Four would come from Notice alone. On the defensive end, South Carolina would limit the opposition to 1-of-11 from long range.

In the opening half it was a game of runs, with the Gamecocks opening with a 10-0 run to take an early 16-7 advantage, holding the Tigers scoreless for nearly six minutes. Notice hit Carolina's first 3 of the game near the nine-minute mark to push the lead to 10 at 19-9. A make at the foul line from Thornwell pushed the lead to 11, but the Tigers responded with a 10-0 run of their own to pull within one at 20-19 with 5:20 to play in the half, forcing a Carolina timeout.

Johnson collected his sixth assist of the half near the three-minute mark on a nifty pass and lay-in under the basket from Mindaugas Kacinas to put the Carolina lead at four. A jumper from Rod Hall with just seven seconds left in the half gave the Tigers their first lead since early in the half, and Clemson held a two-point advantage at 30-28 at the break.

Clemson scored 14 points off of eight Gamecock turnovers in the first half, compared to just four Carolina points off of seven Tiger giveaways. Laimonas Chatkevicius led the Gamecocks with eight points in the opening set, while Henry and Kacinas added six apiece. After allowing the Tigers to score nearly half of their points directly off turnovers in the first half, the Gamecocks would turn the ball over just four times in the second half and kept the Tigers scoreless off them.

With the defensive effort in the second half by Carolina, the Tigers would make just 17.9 percent of its 28 attempts and ended the game at 29.8 percent. It marks the third straight game where an opponent has not been able to crack the 30 percent mark in a game. The 23-point win is the program's largest in the storied rivalry since a 28-point margin in 1971 and it is the biggest win by either side since 1994.

**GAME #10 - SOUTH CAROLINA 78, COKER 52**  
**DEC. 21, 2014/COLONIAL LIFE ARENA**

COLUMBIA, S.C. - A reliable inside scoring attack helped lead South Carolina to its fifth-straight win of the season Sunday afternoon, as it defeated Coker College 78-52. The Gamecocks converted on well over half their two-point attempts and scored 50 points in the paint, helping to erase a brief deficit early in the game. The win moves Carolina to 7-3 and marks the first time since the 2012-13 season that the team has enjoyed a win streak this long.

The Cobras scored their first five points off of Gamecock turnovers and held a 5-0 upperhand with 16:46 to play, but back-to-back lay-ins from Tyrone Johnson and Duane Notice off Cobra turnovers halted the run. Both teams struggled to maintain possessions through the next several minutes of play, with the Gamecocks having eight turnovers and Coker seven before the under-12 minute media timeout.

A 3 from Coker's Aubrey Daniel knotted the game at 13 with just under 10 minutes to play in the first half. The Gamecocks would score eight unanswered to lead 21-13 before a lay-in from Coker's Jordan Scott stopped the run near the seven-minute mark.

Johnson took a defensive rebound coast-to-coast and pushed the Gamecock lead to nine at 30-21 with 2:27 to play, and Notice sank a 3 just before the break for a 35-23 Carolina upperhand at half.

Demetrius Henry contributed six points and a blocked shot in the final 3:29 of the half for nine points and two blocks at the break. Notice's 12 points led the Gamecocks in the opening set, and Scott led Coker with seven points.

A pair of lay-ups from Notice and Henry and a 3 from Johnson pushed the Carolina lead to 18 points at 42-24 early in the second half. The team's traded made baskets, but the Gamecocks began to pull away, leading by 20 with 11:47 to play at 50-30. Carolina would score the next six unanswered, capped by an emphatic breakaway dunk from Sindarius Thornwell.

South Carolina led by as many as 27 in the second half, taking advantage of its size in the interior to make 60 percent of its two-point field goals in the final 20 minutes (15-of-25).

After the foursome of Laimonas Chatkevicius, Henry, Johnson and Notice joined together to score all 35 of the team's first-half points, the offense would be evenly distributed over the final 20 minutes. Six different players would score four points or more in the second half. Mindaugas Kacinas shined as the game wore down, collecting seven points and five rebounds in just seven minutes played in the final frame.

**GAME #11 - SOUTH CAROLINA 91, NC A&T 54**  
**DEC. 30, 2014/COLONIAL LIFE ARENA**

COLUMBIA, S.C. - The South Carolina men's basketball team showed little signs of rust from the holiday break, clicking on both ends of the floor in a convincing 91-54 win over North Carolina A&T (2-13) Tuesday night. Six different players scored in double figures for the Gamecocks (8-3), who shot 56 percent from the floor. Strong man-to-man defense by the Gamecocks forced three early turnovers, and A&T was not able to even attempt a field goal until almost three full minutes had passed. It did not make a field goal until the 16:40 mark, as South Carolina built an early 10-2 lead before the first media timeout.

Laimonas Chatkevicius scored seven points with five rebounds in the first five minutes of the game, and led all scorers with nine points at the break. Despite a high success rate from deep, making 3-of-5 attempts in the first half, the Gamecocks opted to take it in the paint offensively. That led to great success, as they would make 13-of-22 two-point field goals and outscored the Aggies 24-4 in the paint for the opening 20 minutes and 42-14 for the game.

Marcus Stroman spearheaded the team's fast break attack early, passing out five assists to go with five rebounds and three points in nine minutes of the opening frame. Three of those assists would come on fast-break layups. The freshman guard finished with five points, seven assists and five rebounds.

The Aggies went almost five minutes without a field goal from the eight-minute mark until 3:10 in the half, allowing the Gamecocks to take a 40-12 lead. The margin would grow as large as 47-16 before the teams headed to the locker rooms for halftime. North Carolina A&T shot 20 percent in the half (5-of-25) and did not hit on any of its seven 3-point attempts.

In the second half the Aggies were able to find a rhythm offensively, but still could not keep the Gamecocks from scoring inside. The Garnet and Black again hit better than half of its attempts from the field in the final 20 minutes and also made 16 free throws in that span.

Mindaugas Kacinas led the charge offensively coming out of the break, scoring eight points and pulling down four rebounds in 10 minutes off the bench. He had his second perfect shooting game of the season, making all five field goals and also hit all six free throw attempts. He finished with a game-high 16 points, just two off matching his career high.

The team's 55.8 percent success rate for the game is the fifth-highest in any game during the Frank Martin era, and the 91 points are second only to last season's 92 scored against Marshall.

**GAME #9**



Official Basketball Box Score - Game Totals - Final Statistics  
**Clemson vs South Carolina**  
12/19/14 7 p.m. ET at Columbia, S.C. (Colonial Life Arena)

**Clemson 45 • 6-4**

##	Player	Total			3-Ptr			Rebounds			PF	TP	A	TO	Blk	Stl	Min
		FG	FGA	FT	FTA	FG	FGA	FT	FTA	Off							
05	BLOSSOMGAME, Jaron	f	5-10	1-1	3-3	1	4	5	2	14	1	1	0	2	34		
15	GRANTHAM, Donte	f	3-8	1-2	0-0	2	2	4	2	7	0	3	1	2	28		
5	NIKOK, Landry	c	0-1	0-0	0-0	1	1	4	0	1	0	0	0	10			
12	HALL, Rod	g	1-8	0-1	0-2	2	2	4	0	2	3	5	0	29			
21	HARRISON, Damarcus	g	4-11	2-7	0-1	0	1	2	10	1	0	2	0	28			
00	ROOKS, Patrick	0-3	0-2	0-0	0	0	0	0	0	0	0	0	0	1			
01	AJUKWA, Austin	1-3	0-1	0-1	1	1	2	2	2	2	0	2	0	13			
10	DeVOE, Gabe	0-1	0-1	0-0	0	0	0	0	0	0	0	0	0	4			
20	ROPER, Jordan	0-7	0-3	4-4	0	2	2	1	4	2	0	0	3	19			
33	SMITH, Josh	1-2	0-0	1-1	1	1	2	2	2	0	1	0	1	10			
44	McGILLAN, Riley	0-0	0-0	0-0	0	0	0	0	0	0	0	0	0	2			
50	DJITTE, Sidy	2-3	0-0	0-0	3	3	6	5	4	0	0	2	2	22			
	Team				1	3	4										
	Totals		17-57	4-18	7-12	11	20	31	20	45	7	13	5	9	200		

FG % 1st Half: 12-29 41.4% 2nd half: 5-28 17.9% Game: 17-57 29.8%  
3FG % 1st Half: 3-7 42.9% 2nd half: 1-11 9.1% Game: 4-18 22.2%  
FT % 1st Half: 3-4 75.0% 2nd half: 4-8 50.0% Game: 7-12 58.3%

**South Carolina 68 • 6-3**

##	Player	Total			3-Ptr			Rebounds			PF	TP	A	TO	Blk	Stl	Min
		FG	FGA	FT	FTA	FG	FGA	FT	FTA	Off							
4	CHATKEVICIUS, L	f	6-8	0-1	0-0	1	1	2	3	12	1	1	3	2	28		
21	HENRY, Demetrius	f	3-4	0-1	2-2	1	4	5	4	8	1	2	2	0	16		
00	THORNWELL, Sindarius	g	1-5	1-4	3-4	0	7	7	2	6	2	0	0	26			
04	JOHNSON, Tyrone	g	1-4	0-2	2-2	0	1	1	0	4	2	2	0	27			
10	NOTTICE, Duane	g	7-15	5-9	0-0	1	3	4	19	1	3	1	1	31			
01	STROMAN, Marcus	0-2	0-1	2-6	0	3	3	1	2	2	2	0	0	19			
15	THEUS JR., Reggie	0-0	0-0	0-0	0	0	0	0	0	0	0	0	0	4			
20	MCKIE, Justin	1-5	1-4	2-2	0	2	2	1	5	0	0	0	1	14			
24	CARRERA, Michael	2-3	0-0	2-2	3	3	6	2	6	2	1	0	1	10			
25	KACINAS, Mindaugas	2-4	0-0	2-2	1	4	5	6	1	0	1	0	1	25			
35	STEELE, Brian	0-0	0-0	0-0	0	0	0	0	0	0	0	0	0	2			
	Team				1	4	5										
	Totals		23-50	7-22	15-20	8	32	40	14	68	17	12	7	7	200		

FG % 1st Half: 11-26 42.3% 2nd half: 12-24 50.0% Game: 23-50 46.0%  
3FG % 1st Half: 1-9 11.1% 2nd half: 6-13 46.2% Game: 7-22 31.8%  
FT % 1st Half: 3-4 75.0% 2nd half: 10-14 71.4% Game: 15-20 75.0%

Officials: Tony Greene, Joe Lindsay, Roger Ayers  
Technical fouls: Clemson-None. South Carolina-None.  
Attendance: 11992

Score by periods	1st	2nd	Total
Clemson	30	15	45
South Carolina	28	40	68

Last FG - CU 2nd-01:16, SC 2nd-03:42.  
Largest lead - CU by 2 1st-18:36, SC by 28 2nd-03:42.  
CU led for 02:35. SC led for 32:36. Game was tied for 04:40.

**GAME #10**



Official Basketball Box Score - Game Totals - Final Statistics  
**Coker vs South Carolina**  
12/21/14 3:30 p.m. ET at Columbia, S.C. (Colonial Life Arena)

**Coker 52 • 3-5**

##	Player	Total			3-Ptr			Rebounds			PF	TP	A	TO	Blk	Stl	Min
		FG	FGA	FT	FTA	FG	FGA	FT	FTA	Off							
42	Trey James	f	3-8	0-0	2-5	7	8	15	4	8	2	3	1	0	34		
43	Jalen Watson	f	2-6	0-0	3-3	2	2	4	0	7	0	0	0	2	27		
3	Trey Marshall	g	0-0	0-0	0-0	0	0	0	1	0	1	0	0	3			
04	Erick Bethel	g	5-15	3-8	1-1	1	2	3	0	14	2	3	0	2	30		
32	Jordan Scott	g	4-14	2-9	3-4	0	1	4	13	0	6	0	1	24			
02	Sean Preston	0-1	0-1	0-0	0	2	3	0	2	1	0	0	0	28			
04	Aubrey Daniel	2-8	1-1	0-0	1	2	4	5	1	4	0	2	2	22			
23	Roman Hall	1-1	0-0	0-1	0	0	1	2	0	0	0	0	0	9			
33	Deion Craig	1-2	1-2	0-0	0	0	0	0	3	0	0	0	0	4			
44	Gabriel Mens	0-1	0-0	0-0	0	0	0	1	0	0	0	0	0	6			
00	Howard Davenport	0-1	0-0	0-0	0	0	0	2	0	0	0	0	0	7			
52	Tim Buchikos	0-1	0-0	0-0	0	0	0	1	0	0	1	0	1	6			
	Team				3	1	4										
	Totals		18-58	7-21	9-14	14	17	31	21	52	8	19	1	8	200		

FG % 1st Half: 9-27 33.3% 2nd half: 9-31 29.0% Game: 18-58 31.0%  
3FG % 1st Half: 3-10 30.0% 2nd half: 4-11 36.4% Game: 7-21 33.3%  
FT % 1st Half: 2-3 66.7% 2nd half: 7-11 63.6% Game: 9-14 64.3%

**South Carolina 78 • 7-3**

##	Player	Total			3-Ptr			Rebounds			PF	TP	A	TO	Blk	Stl	Min
		FG	FGA	FT	FTA	FG	FGA	FT	FTA	Off							
4	CHATKEVICIUS, L	f	8-12	0-0	0-2	3	2	5	0	16	0	4	2	0	24		
21	HENRY, Demetrius	f	6-8	0-0	4-5	3	2	5	1	16	1	2	3	1	19		
00	THORNWELL, Sindarius	g	2-6	0-1	0-0	1	2	3	1	16	1	1	1	20			
04	JOHNSON, Tyrone	g	4-7	1-2	3-5	0	3	3	12	5	2	1	3	29			
10	NOTTICE, Duane	g	6-12	2-4	5-6	1	4	5	4	19	3	1	0	30			
01	STROMAN, Marcus	0-2	0-0	0-0	2	2	2	4	0	8	1	0	0	22			
15	THEUS JR., Reggie	0-2	0-1	0-0	0	0	0	0	0	0	0	0	0	4			
20	MCKIE, Justin	1-6	0-2	0-0	1	3	4	2	2	2	1	0	1	14			
24	CARRERA, Michael	0-3	0-0	0-0	3	5	8	4	0	1	1	0	1	16			
25	KACINAS, Mindaugas	3-4	0-0	1-1	3	4	7	7	0	2	1	2	1	18			
35	STEELE, Brian	1-2	0-1	0-0	0	0	0	2	1	0	0	0	0	4			
	Team				1	2	3										
	Totals		31-64	3-11	13-19	18	29	47	16	78	21	15	9	11	200		



**GAME #12 - SOUTH CAROLINA 64, NO. 9 IOWA STATE 60  
JAN. 3, 2015/BARCLAYS CENTER/BROOKLYN, N.Y.**

**BROOKLYN, N.Y.** - On its biggest stage of the season so far, it was an old standby that would help South Carolina notch a signature win Saturday night, beating No. 9 Iowa State 64-60 at the Barclays Center in New York City. The Gamecocks (9-3) used a stingy defense to limit the Cyclones (10-2) to their lowest-scoring game since Jan. 23, 2013 while clinching its first win over a top-ten opponent since the 2009-10 season.

The Gamecocks came out firing from the opening tip, streaking out to a 15-4 lead through the first five minutes of the game. That burst was led by Tyrone Johnson, who scored nine of those 15 points for the hot start, making three straight field goals and adding in a pair of free throws.

The Cyclones answered with a run to cut the deficit to 20-17, but another 12-3 run would give Carolina the game's biggest lead at 32-20. Foul troubles would weaken the frontcourt attack for the Gamecocks, and Iowa State would take advantage with a strong transition offense that cut into the lead and would enter the halftime break down just one point, 36-35.

Coming out of the break the lead would never go higher than six points as every basket would come at a premium. The Gamecocks would score the first two baskets of the half, but Iowa State would remain in striking distance and would finally take its first lead of the game with a 9-2 run that turned a 45-39 deficit into a 48-47 lead.

The lead was traded back and forth on the ensuing possessions before the Gamecocks found themselves down 51-49 with 6:30 to play in the game. Playing shorthanded with foul troubles, Carolina would flip the momentum with a quick 7-0 run over the next two minutes for the 56-51 lead.

After Mindaugas Kacinas and Laimonas Chatkevicius each picked up their fifth fouls to leave the game with a 58-56 lead and two minutes to play, Sindarius Thornwell would provide a trio of clutch plays that would seal the win. The first was an old-fashioned 3-point play with 1:51 to go gave Carolina a five-point lead 61-56.

He followed with another layup as the shot clock was winding down for a 63-57 lead and just a minute to play. After Iowa State got within one possession and had the ball looking for the tie, Thornwell made the steal and hit a free throw to seal the win thanks to the four-point advantage.

South Carolina's three starting guards - Johnson, Thornwell and Duane Notice combined to score 41 of the team's 64 total points. Johnson (Plainfield, N.J.) and Notice (Woodbridge, Ontario) were playing in front of a large group of family and friends, as was Brooklyn native Shamiek Sheppard, who played in his second game back from injury.

**GAME 12**



**Official Basketball Box Score - Game Totals - Final Statistics  
South Carolina vs Iowa State  
01/03/15 8:00 p.m. at Brooklyn, NY (Barclays Center)**

**South Carolina 64 • 9-3**

#	Player	Total			3-Ptr			Rebounds			PF	TP	A	TO	Bk	Stl	Min
		FG	FGA	FT	FTA	FG	FGA	FT	FTA	Off							
14	CHATKEVICIUS, L.	2	3	0	1	2	3	5	4	0	3	0	0	0	0	20	
21	HENRY, Demetrius	3	6	0	1	2	3	5	7	0	3	0	0	0	27		
00	THORNWELL, Sindarius	4	8	1	2	4	8	1	7	8	3	13	0	3	0	27	
04	JOHNSON, Tyrone	5	12	1	2	2	2	1	6	7	2	13	3	1	1	35	
10	NOTICE, Duane	5	12	0	4	5	9	2	4	6	0	15	4	4	0	37	
01	STROMAN, Marcus	1	1	0	0	1	2	3	2	1	3	0	1	0	9		
12	SHEPPARD, Shamiek	1	4	0	0	1	2	2	2	0	0	1	1	1	11		
20	MCKIE, Justin	1	2	0	1	0	0	0	1	1	0	2	0	1	0	12	
24	CARRERA, Michael	1	2	0	1	1	0	0	0	3	3	0	0	1	1	15	
25	KACINAS, Mindaugas	0	0	0	3	4	0	1	1	5	3	0	1	1	0	7	
	Team					2	5	7									
	Totals	23	50	2	10	16	26	11	31	42	28	64	8	20	4	8	200

FG % 1st Half: 13-28 46.4% 2nd half: 10-22 45.5% Game: 23-50 46.0% Deadball Rebounds 4-1  
3FG % 1st Half: 2-7 28.6% 2nd half: 0-3 0.0% Game: 2-10 20.0%  
FT % 1st Half: 8-11 72.7% 2nd half: 8-15 53.3% Game: 16-26 61.5%

**Iowa State 60 • 10-2**

#	Player	Total			3-Ptr			Rebounds			PF	TP	A	TO	Bk	Stl	Min
		FG	FGA	FT	FTA	FG	FGA	FT	FTA	Off							
22	Hogue, Dustin	4	6	0	0	7	13	2	4	6	2	15	0	0	0	1	34
11	Morris, Monté	5	11	0	1	2	0	2	0	2	1	10	2	1	0	2	38
13	Dejean-Jones, Bryce	1	5	0	3	1	2	0	2	2	4	3	1	2	0	0	20
15	Long, Naz	3	11	1	7	0	1	0	3	3	4	7	0	3	0	1	26
31	Niang, Georges	3	13	0	4	4	6	2	6	8	4	10	3	4	1	2	34
01	McKay, Jameel	4	8	0	0	7	10	4	2	6	4	15	2	1	2	3	28
02	Nader, Abdel	0	1	0	1	0	0	0	1	1	1	0	0	2	1	0	10
21	Thomas, Matt	0	2	0	2	0	0	0	1	1	1	0	0	0	0	1	10
	Team					2	3	5									
	Totals	20	57	1	18	19	33	12	22	34	21	60	8	13	4	10	200

FG % 1st Half: 13-30 43.3% 2nd half: 7-27 25.9% Game: 20-57 35.1% Deadball Rebounds 7  
3FG % 1st Half: 0-10 0.0% 2nd half: 1-8 12.5% Game: 1-8 5.6%  
FT % 1st Half: 9-18 50.0% 2nd half: 10-15 66.7% Game: 19-33 57.6%

Officials: Joe DeKosa, Patrick Adams, Kip Kissinger  
Technical fouls: South Carolina-None. Iowa State-Niang, Georges.  
Attendance: 3546  
Flagrant foul 1 called at 3:20 in 1st half on SC's Tyrone Johnson (#4).

Score by periods	1st	2nd	Total	In	Off	2nd	Fast		
	Points	Paint	T/O	Chance	Break	Bench			
South Carolina	36	28	64	SC	36	13	4	12	12
Iowa State	35	25	60	ISU	32	17	12	10	15

Last FG - SC 2nd-01:03, ISU 2nd-00:48. Score tied - 1 time.  
Largest lead - SC by 12 1st-06:23, ISU by 2 2nd-06:29. Lead changed - 4 times.  
SC led for 36:01. ISU led for 01:46. Game was tied for 01:52.



# #4 - TYRONE JOHNSON

SENIOR | GUARD | 6'3" | 195 | 2 LETTERS

PLAINFIELD, N.J./MONTROSE CHRISTIAN SCHOOL/VILLANOVA

## SEASON NOTABLES

- Tallied 23 points on 6-of-11 shooting, including 4-of-6 from 3-point range in exhib. vs. Benedict
- Hit 5-7 shots to lead the team with 12 points against North Florida, adding five rebounds, four assists and no turnovers
- Set a new career high in five different categories against Baylor, including 21 points to lead all scorers
- Matched a career high with four steals against Akron
- Dished out a season-best six assists to go with 12 points in a win over UNC Asheville
- Converted a trio of three-point plays and scored 13 points in a win over Oklahoma State
- Set a new career high with nine assists in a win over Clemson
- Scored 12 points with five assists and three steals against Coker
- Secured a career-high seven rebounds to go with 13 points in a win over No.9 Iowa State

## JOHNSON'S SUPERLATIVES

### POINTS

Career: 21, vs. Baylor (Nov. 18 2014)  
Season: 21, vs. Baylor (Nov. 18 2014)

### FIELD GOALS

Career: 9, vs. Baylor (Nov. 18 2014)  
Season: 9, vs. Baylor (Nov. 18 2014)

### FIELD GOAL ATTEMPTS

Career: 16, vs. Baylor (Nov. 18 2014)  
Season: 16, vs. Baylor (Nov. 18 2014)

### 3-POINT FIELD GOALS

Career: 3, vs. Baylor (Nov. 18 2014)  
Season: 3, vs. Baylor (Nov. 18 2014)

### 3-POINT FIELD GOAL ATTEMPTS

Career: 9, vs. Baylor (Nov. 18 2014)  
Season: 9, vs. Baylor (Nov. 18 2014)

### FREE THROWS

Career: 7, twice, last vs. USC Upstate (Dec. 19, 2013)  
Season: 5, vs. UNC Asheville (Nov. 26, 2014)

### FREE THROW ATTEMPTS

Career: 11, vs. Manhattan (Dec. 17, 2013)  
Season: 7, vs. UNC Asheville (Nov. 26, 2014)

### REBOUNDS

Career: 7, vs. Iowa State (Jan. 3, 2015)  
Season: 7, vs. Iowa State (Jan. 3, 2015)

### ASSISTS

Career: 9, vs. Clemson (Dec. 19, 2014)  
Season: 9, vs. Clemson (Dec. 19, 2014)

### BLOCKS

Career: 1, 7x, last vs. Iowa State (Jan. 3, 2015)  
Season: 1, 4x, last vs. Iowa State (Jan. 3, 2015)

### STEALS

Career: 4, twice, last vs. Akron (Nov. 23, 2014)  
Season: 4, vs. Akron (Nov. 23, 2014)

### MINUTES PLAYED

Career: 41, vs. UCONN (Feb. 20, 2012)  
Season: 37, vs. Baylor (Nov. 18 2014)

## 2014-15

Opponent	Date	GS	Min	FG-FGA	Pct	3FG-FGA	Pct	FF-FTA	Pct	Off	Def	Tot	Avg	PF	FO	A	TO	Blk	Stl	Pts	Avg
North Florida	11/14/14	*	28	5-7	.714	0-0	.000	2-3	.667	0	5	5	5.0	0	0	4	0	0	1	12	12.0
Baylor	11/18/14	*	37	9-16	.563	3-9	.333	0-0	.000	0	1	1	3.0	2	0	2	3	1	0	21	16.5
vs. Cornell	11/20/14	*	25	2-7	.286	1-3	.333	2-2	1.000	0	3	3	4.0	2	0	5	2	1	2	7	13.3
vs. Charlotte	11/21/14	*	18	0-4	.000	0-0	.000	0-0	.000	0	0	0	2.3	2	0	1	1	0	1	0	10.0
vs. Akron	11/23/14	*	23	2-8	.250	0-1	.000	3-5	.600	1	3	4	2.6	4	0	2	2	0	4	7	9.4
UNC Asheville	11/26/14	*	29	3-7	.429	1-3	.333	5-7	.714	1	3	4	2.8	1	0	6	3	1	1	12	9.8
at Marshall	12/1/14	*	20	0-5	.000	0-1	.000	1-2	.500	1	1	2	2.7	3	0	3	0	0	1	0	8.6
Oklahoma State	12/6/14	*	24	5-9	.556	0-3	.000	3-3	1.000	0	2	2	2.6	4	0	2	2	0	0	13	9.1
Clemson	12/19/14	*	27	1-4	.250	0-2	.000	2-2	1.000	0	1	1	2.4	0	0	9	2	0	2	4	8.6
Coker	12/21/14	*	29	4-7	.571	1-2	.500	3-5	.600	0	3	3	2.5	3	0	5	2	1	3	12	8.9
NA&T	12/30/14	*	30	3-7	.429	0-0	.000	4-4	1.000	0	1	1	2.4	0	0	5	1	0	1	10	9.0
vs. Iowa State	1/3/15	*	35	5-12	.417	1-2	.500	2-2	1.000	1	6	7	2.8	2	0	3	1	1	1	13	9.3
Florida	1/7/15																				
at Ole Miss	1/10/15																				
Alabama	1/13/15																				
at Auburn	1/17/15																				
Tennessee	1/20/15																				
Kentucky	1/24/15																				
at LSU	1/28/15																				
Georgia	1/31/15																				
at Arkansas	2/3/15																				
at Vanderbilt	2/7/15																				
Missouri	2/10/15																				
at Kentucky	2/14/15																				
at Georgia	2/17/15																				
Texas A&M	2/21/15																				
at Alabama	2/24/15																				
Mississippi State	2/28/15																				
Arkansas	3/5/15																				
at Tennessee	3/7/15																				

Per 40 Minutes	FGM	FTM	Rebs	Fouls	Assists	Blocks	Steals	Points
	4.8	3.3	4.1	2.6	5.8	0.6	2.1	13.8

## CAREER STATISTICS

Season	GP-GS	Min	Avg	FG	FGA	Pct	3FG	3FGA	Pct	FT	FTA	Pct	Off	Def	Tot	Avg	PF	FO	Ast	TO	Blk	Stl	Pts	Avg
2011-12*	32-9	567	17.7	33	106	.311	6	26	.230	35	40	.875	2	31	33	1.0	47	2	65	58	2	19	107	3.3
2012-13	DNP - Transfer																							
2013-14	16-9	430	26.9	52	142	.366	8	19	.421	67	89	.753	10	37	47	2.9	25	0	55	30	1	10	179	11.2
2014-15	12-12	325	27.1	39	93	.419	7	26	.269	27	35	.771	4	29	33	2.8	21	0	47	19	5	17	112	9.3
<b>Totals</b>	<b>60-30</b>	<b>1322</b>	<b>22.0</b>	<b>124</b>	<b>341</b>	<b>.364</b>	<b>21</b>	<b>71</b>	<b>.296</b>	<b>129</b>	<b>164</b>	<b>.787</b>	<b>16</b>	<b>97</b>	<b>113</b>	<b>1.9</b>	<b>93</b>	<b>2</b>	<b>167</b>	<b>107</b>	<b>8</b>	<b>46</b>	<b>398</b>	<b>6.6</b>

\* indicates at Villanova

## CAREER SEC STATISTICS

Season	GP-GS	Min	Avg	FG	FGA	Pct	3FG	3FGA	Pct	FT	FTA	Pct	Off	Def	Tot	Avg	PF	FO	Ast	TO	Blk	Stl	Pts	Avg
2014	3-0	68	22.7	7	26	.333	1	3	.333	12	15	.800	5	9	14	4.7	5	0	7	7	0	1	27	9.0



# #24 - MICHAEL CARRERA

JUNIOR | FORWARD | 6'5" | 212 | 2 LETTERS

ANZOÁTEGUI, VENEZUELA/MONTROSE CHRISTIAN

## SEASON NOTABLES

- Pulled down a team high 15 rebounds, with two assists and two blocks in exhibition vs. Benedict
- Scored eight points with three rebounds in just 17 minutes against North Florida
- Hit all four free throw attempts and scored 10 points with six rebounds vs. Baylor
- Scored 11 points against Charlotte, surpassing 500 career points in the process
- Returned from injury to score six points with six rebounds in just 10 minutes vs. Clemson
- Secured a season-best eight rebounds in a win over Coker

## CARRERA'S SUPERLATIVES

### POINTS

Career: 23, vs. LSU (Jan. 16, 2013)

Season: 11, vs. Charlotte (Nov. 21, 2014)

### FIELD GOALS

Career: 7, vs. LSU (Jan. 16, 2013)

Season: 5, vs. Charlotte (Nov. 21, 2014)

### FIELD GOAL ATTEMPTS

Career: 13, 2x, last vs. Texas A&M (March 2, 2013)

Season: 8, twice, last vs. Charlotte (Nov. 21, 2014)

### 3-POINT FIELD GOALS

Career: 2, 3x, last vs. Longwood (Nov. 9, 2013)

Season: 1, vs. Charlotte (Nov. 21, 2014)

### 3-POINT FIELD GOAL ATTEMPTS

Career: 5, vs. Longwood (Nov. 9, 2013)

Season: 2, vs. Charlotte (Nov. 21, 2014)

### FREE THROWS

Career: 9, vs. LSU (Jan. 16, 2013)

Season: 4, twice, last vs. Baylor (Nov. 18, 2014)

### FREE THROW ATTEMPTS

Career: 10, vs. LSU (Jan. 16, 2013)

Season: 6, vs. North Florida (Nov. 14, 2014)

### REBOUNDS

Career: 15, vs. Milwaukee (Nov. 1, 2012)

Season: 8, vs. Coker (Dec. 21, 2014)

### ASSISTS

Career: 5, vs. Auburn (Jan. 12, 2013)

Season: 2, vs. North Florida (Nov. 14, 2014)

### BLOCKS

Career: 4, twice, last vs. Alabama (Feb. 15, 2014)

Season: 2, twice, last vs. Charlotte (Nov. 21, 2014)

### STEALS

Career: 4, at Texas A&M (Jan. 15, 2014)

Season: 1, vs. North Florida (Nov. 14, 2014)

### MINUTES PLAYED

Career: 36, vs. LSU (Jan. 16, 2013)

Season: 27, vs. Baylor (Nov. 18, 2014)

## 2014-15

Opponent	Date	GS	Min	FG-FGA	Pct	3FG-FGA	Pct	FT-FTA	Pct	Off	Def	Tot	Avg	PF	FO	A	TO	Blk	Stl	Pts	Avg
North Florida	11/14/14	*	17	2-4	.500	0-0	.000	4-6	.667	2	1	3	3.0	1	0	2	1	1	1	8	8.0
Baylor	11/18/14	*	27	3-8	.375	0-1	.000	4-4	1.000	2	4	6	4.5	5	1	1	1	0	0	10	9.0
vs. Cornell	11/20/14	*	17	2-3	.667	1-1	1.000	0-0	.000	0	4	4	4.3	2	0	0	2	2	0	5	7.7
vs. Charlotte	11/21/14	*	20	5-8	.625	1-2	.500	0-0	.000	0	2	2	3.8	2	0	0	1	2	0	11	8.5
vs. Akron	11/23/14	*	16	1-5	.200	0-1	.000	0-4	.000	2	1	3	3.6	2	0	0	2	1	0	2	7.2
UNC Asheville	11/26/14									DNP - Concussion											
at Marshall	12/1/14									DNP - Concussion											
Oklahoma State	12/6/14									DNP - Concussion											
Clemson	12/19/14		10	2-3	.667	0-0	.000	2-2	1.000	3	3	6	4.0	2	0	0	2	1	0	6	7.0
Coker	12/21/14		16	0-3	.000	0-0	.000	0-0	.000	3	5	8	4.6	4	0	0	1	1	0	0	6.0
NA&T	12/30/14		14	0-4	.000	0-0	.000	1-2	.500	0	5	5	4.6	2	0	0	1	0	0	1	5.4
vs. Iowa State	1/3/15		15	1-2	.500	0-0	.000	1-1	1.000	0	0	0	4.1	3	0	0	0	1	1	3	5.1
Florida	1/7/15																				
at Ole Miss	1/10/15																				
Alabama	1/13/15																				
at Auburn	1/17/15																				
Tennessee	1/20/15																				
Kentucky	1/24/15																				
at LSU	1/28/15																				
Georgia	1/31/15																				
at Arkansas	2/3/15																				
at Vanderbilt	2/7/15																				
Missouri	2/10/15																				
at Kentucky	2/14/15																				
at Georgia	2/17/15																				
Texas A&M	2/21/15																				
at Alabama	2/24/15																				
Mississippi State	2/28/15																				
Arkansas	3/5/15																				
at Tennessee	3/7/15																				

Per 40 Minutes	FGM	FTM	Rebs	Fouls	Assists	Blocks	Steals	Points
	4.2	3.2	9.7	6.1	0.8	2.1	0.5	12.1

## CAREER STATISTICS

Season	GP-GS	Min	Avg	FG	FGA	Pct	3FG	3FGA	Pct	FT	FTA	Pct	Off	Def	Tot	Avg	PF	FO	Ast	TO	Blk	Stl	Pts	Avg
2012-13	27-22	572	21.2	89	201	.443	7	20	.350	83	112	.741	80	115	195	7.2	85	5	17	51	17	9	268	9.9
2013-14	33-20	649	19.7	64	169	.379	7	30	.233	63	100	.630	76	110	186	5.6	87	1	17	38	32	26	198	6.0
2014-15	9-5	152	16.9	16	40	.400	2	5	.400	12	19	.632	12	25	37	4.1	23	1	3	9	8	2	46	5.1
<b>Totals</b>	<b>69-47</b>	<b>1373</b>	<b>19.9</b>	<b>169</b>	<b>410</b>	<b>.412</b>	<b>16</b>	<b>55</b>	<b>.291</b>	<b>158</b>	<b>231</b>	<b>.684</b>	<b>168</b>	<b>250</b>	<b>418</b>	<b>6.1</b>	<b>195</b>	<b>7</b>	<b>37</b>	<b>98</b>	<b>57</b>	<b>37</b>	<b>512</b>	<b>7.4</b>

## CAREER SEC STATISTICS

Season	GP-GS	Min	Avg	FG	FGA	Pct	3FG	3FGA	Pct	FT	FTA	Pct	Off	Def	Tot	Avg	PF	FO	Ast	TO	Blk	Stl	Pts	Avg
2013	18-15	394	21.9	59	139	.424	5	15	.333	53	74	.716	54	77	131	7.3	57	4	11	32	8	8	176	9.8
2014	18-14	395	21.9	34	90	.378	3	13	.231	32	55	.582	49	69	118	6.6	52	1	9	18	19	16	103	5.7
<b>Totals</b>	<b>36-29</b>	<b>789</b>	<b>21.9</b>	<b>93</b>	<b>229</b>	<b>.406</b>	<b>8</b>	<b>28</b>	<b>.286</b>	<b>85</b>	<b>129</b>	<b>.659</b>	<b>103</b>	<b>146</b>	<b>249</b>	<b>6.9</b>	<b>109</b>	<b>5</b>	<b>19</b>	<b>50</b>	<b>27</b>	<b>24</b>	<b>279</b>	<b>7.8</b>





# #14 - LAIMONAS CHATKEVICIUS

JUNIOR | FORWARD | 6'11" | 251 | 2 LETTERS

KLAIPEDA, LITHUANIA/SOUTH KENT SCHOOL (CONN.)

## SEASON NOTABLES

- Posted a double-double with 10 points and 12 rebounds in exhib. vs. Benedict
- Scored 11 points in just 17 minutes against North Florida, hitting 4-6 field goals and 3-4 free throws
- Pulled down six rebounds in 14 minutes against Baylor
- Scored eight points with seven rebounds and two blocks against Cornell
- Matched a career high with three blocks against Charlotte
- Attempted a career-high 12 shots against Akron, scoring 11 points with five rebounds
- Set new career highs in points (17), rebounds (13), blocks (3) and 3-pointers made (2) in just 23 minutes of action in the win over UNC Asheville.
- Made a career-high 7-of-9 shots from the field, scoring 15 points at Marshall in just 18 minutes
- Blocked three shots in the first half of a win over Oklahoma State, matching a career high
- Scored 12 points on 6-of-8 shooting and blocked three shots in a win over Clemson
- Set a new career high with eight made field goals in just 24 minutes vs. Coker
- Scored 14 points on 5-of-6 shooting, also adding nine rebounds against North Carolina A&T

## CHATKEVICIUS' SUPERLATIVES

### POINTS

Career: 17, vs. UNC Asheville (Nov. 26, 2014)  
Season: 17, vs. UNC Asheville (Nov. 26, 2014)

### FIELD GOALS

Career: 8, vs. Coker (Dec. 21, 2014)  
Season: 8, vs. Coker (Dec. 21, 2014)

### FIELD GOAL ATTEMPTS

Career: 12, twice, last vs. Coker (Dec. 21, 2014)  
Season: 12, twice, last vs. Coker (Dec. 21, 2014)

### 3-POINT FIELD GOALS

Career: 2, vs. UNC Asheville (Nov. 26, 2014)  
Season: 2, vs. UNC Asheville (Nov. 26, 2014)

### 3-POINT FIELD GOAL ATTEMPTS

Career: 2, 3x, last vs. UNC Asheville (Nov. 26, 2014)  
Season: 2, vs. UNC Asheville (Nov. 26, 2014)

### FREE THROWS

Career: 8, vs. Arkansas (March 13, 2014)  
Season: 5, vs. UNC Asheville (Nov. 26, 2014)

### FREE THROW ATTEMPTS

Career: 10, vs. Arkansas (March 13, 2014)  
Season: 6, vs. UNC Asheville (Nov. 26, 2014)

### REBOUNDS

Career: 13, vs. UNC Asheville (Nov. 26, 2014)  
Season: 13, vs. UNC Asheville (Nov. 26, 2014)

### ASSISTS

Career: 4, vs. Jacksonville (Dec. 7, 2012)  
Season: 3, vs. UNC Asheville (Nov. 26, 2014)

### BLOCKS

Career: 3, 4x, last vs. Oklahoma St. (Dec. 6, 2014)  
Season: 3, 3x, last vs. Oklahoma St. (Dec. 6, 2014)

### STEALS

Career: 3, at Tennessee (Feb. 8, 2014)  
Season: 1, twice, last vs. Oklahoma St. (Dec. 6, 2014)

### MINUTES PLAYED

Career: 34, vs. Georgia (Feb. 23, 2013)  
Season: 28, vs. Clemson (Dec. 19, 2014)

## 2014-15

Opponent	Date	GS	Min	FG-FGA	Pct	3FG-FGA	Pct	FT-FTA	Pct	Off	Def	Tot	Avg	PF	FO	A	TO	Blk	Stl	Pts	Avg
North Florida	11/14/14		17	4-6	.667	0-0	.000	3-4	.750	1	3	4	4.0	1	0	0	2	0	0	11	11.0
Baylor	11/18/14		14	1-2	.500	0-0	.000	2-2	1.000	1	5	6	5.0	0	0	0	1	0	0	4	7.5
vs. Cornell	11/20/14		20	4-7	.571	0-0	.000	0-0	.000	1	6	7	5.7	0	0	1	1	2	0	8	7.7
vs. Charlotte	11/21/14		24	2-4	.500	0-0	.000	0-0	.000	1	6	7	6.0	1	0	1	2	3	0	4	6.8
vs. Akron	11/23/14		21	5-12	.417	0-1	.000	1-1	1.000	1	4	5	5.8	2	0	0	1	0	0	11	7.6
UNC Asheville	11/26/14	*	23	5-11	.455	2-2	1.000	5-6	.833	7	6	13	7.0	3	0	3	4	3	0	17	9.2
at Marshall	12/1/14	*	18	7-9	.778	1-1	1.000	0-0	.000	2	2	4	6.6	4	0	1	4	1	1	15	10.0
Oklahoma State	12/6/14	*	23	3-7	.429	0-1	.000	0-0	.000	2	3	5	6.4	0	0	1	0	3	1	6	9.5
Clemson	12/19/14	*	28	6-8	.750	0-1	.000	0-0	.000	1	2	5	5.9	3	0	1	1	3	2	12	9.8
Coker	12/21/14	*	24	8-12	.667	0-0	.000	0-2	.000	3	2	5	5.8	0	0	0	4	2	0	16	10.4
NA&T	12/30/14	*	22	5-6	.833	1-1	1.000	3-4	.750	2	7	9	6.1	2	0	0	1	2	0	14	10.7
vs. Iowa State	1/3/15	*	20	2-3	.667	0-1	.000	0-0	.000	1	2	3	5.8	5	1	0	3	0	0	4	10.2
Florida	1/7/15																				
at Ole Miss	1/10/15																				
Alabama	1/13/15																				
at Auburn	1/17/15																				
Tennessee	1/20/15																				
Kentucky	1/24/15																				
at LSU	1/28/15																				
Georgia	1/31/15																				
at Arkansas	2/3/15																				
at Vanderbilt	2/7/15																				
Missouri	2/10/15																				
at Kentucky	2/14/15																				
at Georgia	2/17/15																				
Texas A&M	2/21/15																				
at Alabama	2/24/15																				
Mississippi State	2/28/15																				
Arkansas	3/5/15																				
at Tennessee	3/7/15																				

Per 40 Minutes	FGM	FTM	Rebs	Fouls	Assists	Blocks	Steals	Points
	8.2	2.2	11.0	3.3	1.3	3.0	0.6	19.2

## CAREER STATISTICS

Season	GP-GS	Min	Avg	FG	FGA	Pct	3FG	3FGA	Pct	FT	FTA	Pct	Off	Def	Tot	Avg	PF	FO	Ast	TO	Blk	Stl	Pts	Avg
2012-13	23-10	304	13.2	38	85	.447	3	10	.300	22	36	.611	28	46	74	3.2	42	1	12	32	13	3	101	4.4
2013-14	33-1	426	12.9	65	121	.537	0	1	.000	29	42	.690	40	94	134	4.1	78	2	13	32	20	13	159	4.8
2014-15	12-7	254	21.2	52	87	.598	4	8	.500	14	19	.737	23	47	70	5.8	21	1	8	24	19	4	122	10.2
<b>Totals</b>	<b>68-18</b>	<b>984</b>	<b>14.5</b>	<b>155</b>	<b>293</b>	<b>.529</b>	<b>7</b>	<b>19</b>	<b>.368</b>	<b>65</b>	<b>97</b>	<b>.670</b>	<b>91</b>	<b>187</b>	<b>278</b>	<b>4.1</b>	<b>141</b>	<b>4</b>	<b>33</b>	<b>88</b>	<b>52</b>	<b>20</b>	<b>382</b>	<b>5.6</b>

## CAREER SEC STATISTICS

Season	GP-GS	Min	Avg	FG	FGA	Pct	3FG	3FGA	Pct	FT	FTA	Pct	Off	Def	Tot	Avg	PF	FO	Ast	TO	Blk	Stl	Pts	Avg
2013	15-10	213	14.2	23	59	.390	2	7	.286	19	28	.679	17	35	52	3.5	30	1	5	22	11	2	67	4.5
2014	18-1	241	13.4	36	64	.563	0	1	.000	10	17	.588	19	53	72	4.0	51	2	9	22	12	9	82	4.6
<b>Totals</b>	<b>33-11</b>	<b>454</b>	<b>13.8</b>	<b>59</b>	<b>123</b>	<b>.480</b>	<b>2</b>	<b>8</b>	<b>.250</b>	<b>29</b>	<b>45</b>	<b>.644</b>	<b>36</b>	<b>88</b>	<b>124</b>	<b>3.8</b>	<b>81</b>	<b>3</b>	<b>14</b>	<b>44</b>	<b>23</b>	<b>11</b>	<b>149</b>	<b>4.5</b>



# #25 - MINDAUGAS KACINAS

JUNIOR | FORWARD | 6'7" | 227 | 2 LETTERS

KLAIPEDA, LITHUANIA/WORD OF LIFE FIRE TRADITIONAL SCHOOL

## SEASON NOTABLES

- Scored eight points and pulled down seven rebounds in exhib. win vs. Benedict
- Came just a point shy of a double-double, pulling down 11 rebounds with nine points against North Florida
- Led the team to a win over Cornell with 10 points and 11 rebounds, including seven offensive boards
- Went a perfect 5-5 from the floor to score 11 points against Charlotte, adding five offensive rebounds
- Pulled down five offensive rebounds and scored six points in 16 minutes vs. Akron
- Played a season-high 32 minutes and picked a career-high four steals in a win at Marshall
- Hit a career-best two 3-pointers and corralled 12 rebounds in a win over Oklahoma State, adding three assists
- Had his second perfect game of the season, hitting all five field goal attempts and all six free throws to lead the team with 16 points in a win over North Carolina A&T

## KACINAS' SUPERLATIVES

### POINTS

Career: 18, vs. Rider (Nov. 19, 2012)

Season: 16, vs. North Carolina A&T (Dec. 30, 2014)

### FIELD GOALS

Career: 8, vs. Rider (Nov. 19, 2012)

Season: 5, twice, last vs. N. Carolina A&T (Dec. 30, 2014)

### FIELD GOAL ATTEMPTS

Career: 11, 3x, last at Clemson (Nov. 13, 2013)

Season: 8, vs. Cornell (Nov. 20, 2014)

### 3-POINT FIELD GOALS

Career: 2, vs. Oklahoma St. (Dec. 6, 2014)

Season: 2, vs. Oklahoma St. (Dec. 6, 2014)

### 3-POINT FIELD GOAL ATTEMPTS

Career: 4, vs. Oklahoma St. (Dec. 6, 2014)

Season: 4, vs. Oklahoma St. (Dec. 6, 2014)

### FREE THROWS

Career: 6, 3x, last vs. N. Carolina A&T (Dec. 30, 2014)

Season: 6, vs. North Carolina A&T (Dec. 30, 2014)

### FREE THROW ATTEMPTS

Career: 8, twice, last vs. Auburn (March 12, 2014)

Season: 6, vs. North Carolina A&T (Dec. 30, 2014)

### REBOUNDS

Career: 14, vs. Longwood (Nov. 9, 2013)

Season: 12, vs. Oklahoma St. (Dec. 6, 2014)

### ASSISTS

Career: 3, 4x, last vs. Oklahoma St. (Dec. 6, 2014)

Season: 3, vs. Oklahoma St. (Dec. 6, 2014)

### BLOCKS

Career: 3, vs. Appalachian State (Dec. 19, 2012)

Season: 2, twice, last vs. Oklahoma St. (Dec. 6, 2014)

### STEALS

Career: 4, at Marshall (Dec. 1, 2014)

Season: 4, at Marshall (Dec. 1, 2014)

### MINUTES PLAYED

Career: 36, 3x, last vs. Florida (March 4, 2014)

Season: 32, at Marshall (Dec. 1, 2014)

## 2014-15

Opponent	Date	GS	Min	FG-FGA	Pct	3FG-FGA	Pct	FT-FTA	Pct	Off	Def	Tot	Avg	PF	FO	A	TO	Blk	Stl	Pts	Avg
North Florida	11/14/14	25	2-5	.400	1-2	.500	4-5	.800	2	9	11	11.0	4	0	0	1	0	0	0	9	9.0
Baylor	11/18/14	15	0-2	.000	0-0	.000	0-0	.000	1	1	2	6.5	0	0	0	1	0	0	0	0	4.5
vs. Cornell	11/20/14	26	3-8	.375	0-0	.000	4-4	1.000	7	4	11	8.0	1	0	1	1	0	2	10	6.3	
vs. Charlotte	11/21/14	23	5-5	1.000	0-0	.000	1-1	1.000	5	1	6	7.5	4	0	0	1	1	0	11	7.5	
vs. Akron	11/23/14	16	3-4	.750	0-0	.000	0-0	.000	5	0	5	7.0	1	0	0	2	0	0	6	7.2	
UNC Asheville	11/26/14	18	2-3	.667	0-0	.000	1	3	4	6.5	2	0	0	1	2	0	4	6.7			
at Marshall	12/1/14	32	0-2	.000	0-0	.000	2-4	.500	3	2	5	6.3	2	0	2	1	0	4	2	6.0	
Oklahoma State	12/6/14	30	3-7	.429	2-4	.500	1-2	.500	4	8	12	7.0	2	0	3	1	2	1	9	6.4	
Clemson	12/19/14	25	2-4	.500	0-0	.000	2-2	1.000	1	4	5	6.8	0	0	1	0	0	1	6	6.3	
Coker	12/21/14	18	3-4	.750	0-0	.000	1-1	1.000	3	4	7	6.8	1	0	0	2	1	2	7	6.4	
NA&T	12/30/14	22	5-5	1.000	0-0	.000	6-6	1.000	3	4	7	6.8	2	0	0	3	0	2	16	7.3	
vs. Iowa State	1/3/15	7	0-0	.000	0-0	.000	3-4	.750	0	1	1	6.3	5	1	0	1	1	0	3	6.9	
Florida	1/7/15																				
at Ole Miss	1/10/15																				
Alabama	1/13/15																				
at Auburn	1/17/15																				
Tennessee	1/20/15																				
Kentucky	1/24/15																				
at LSU	1/28/15																				
Georgia	1/31/15																				
at Arkansas	2/3/15																				
at Vanderbilt	2/7/15																				
Missouri	2/10/15																				
at Kentucky	2/14/15																				
at Georgia	2/17/15																				
Texas A&M	2/21/15																				
at Alabama	2/24/15																				
Mississippi State	2/28/15																				
Arkansas	3/5/15																				
at Tennessee	3/7/15																				

Per 40 Minutes	FGM	FTM	Rebs	Fouls	Assists	Blocks	Steals	Points
4.4	3.7	11.8	3.7	1.1	1.1	1.9	12.9	

## CAREER STATISTICS

Season	GP-GS	Min	Avg	FG	FGA	Pct	3FG	3FGA	Pct	FT	FTA	Pct	Off	Def	Tot	Avg	PF	FO	Ast	TO	Blk	Stl	Pts	Avg
2012-13	31-9	606	19.5	57	110	.518	4	20	.200	34	50	.680	50	66	116	3.7	67	1	21	46	15	10	152	4.9
2013-14	34-27	818	24.1	70	126	.556	0	2	.000	50	77	.649	80	95	175	5.1	103	4	12	53	21	31	190	5.6
2014-15	12-0	257	21.4	28	49	.571	3	8	.375	24	29	.828	35	41	76	6.3	24	1	7	15	7	12	83	6.9
<b>Totals</b>	<b>77-36</b>	<b>1681</b>	<b>21.8</b>	<b>155</b>	<b>285</b>	<b>.544</b>	<b>7</b>	<b>30</b>	<b>.233</b>	<b>108</b>	<b>156</b>	<b>.692</b>	<b>165</b>	<b>202</b>	<b>367</b>	<b>4.8</b>	<b>194</b>	<b>6</b>	<b>40</b>	<b>114</b>	<b>43</b>	<b>53</b>	<b>425</b>	<b>5.5</b>

## CAREER SEC STATISTICS

Season	GP-GS	Min	Avg	FG	FGA	Pct	3FG	3FGA	Pct	FT	FTA	Pct	Off	Def	Tot	Avg	PF	FO	Ast	TO	Blk	Stl	Pts	Avg
2013	17-4	255	15.0	16	40	.400	1	7	.143	11	16	.688	14	27	41	2.4	32	0	7	18	2	4	44	2.6
2014	18-11	382	21.2	34	57	.596	0	0	.000	24	36	.667	38	38	76	4.2	58	2	2	23	13	20	92	5.1
<b>Totals</b>	<b>35-15</b>	<b>637</b>	<b>18.2</b>	<b>50</b>	<b>97</b>	<b>.515</b>	<b>1</b>	<b>7</b>	<b>.143</b>	<b>35</b>	<b>52</b>	<b>.673</b>	<b>52</b>	<b>65</b>	<b>117</b>	<b>3.3</b>	<b>90</b>	<b>2</b>	<b>9</b>	<b>41</b>	<b>15</b>	<b>24</b>	<b>136</b>	<b>3.9</b>



# #35 - BRIAN STEELE

JUNIOR | FORWARD | 6'5" | 194 | 2 LETTERS

GREENVILLE, S.C./WADE HAMPTON SCHOOL

## SEASON NOTABLES

- Suffered a knee injury prior to the start of preseason, but was available for the first game of the year
- Hit a pair of threes in 15 minutes of action against North Florida
- Scored once in four minutes against Coker

## STEELE'S SUPERLATIVES

### POINTS

Career: 8, vs. Georgia (Feb. 22, 2014)  
Season: 6, vs. North Florida (Nov. 14, 2014)

### FIELD GOALS

Career: 3, at Tennessee (Feb. 8, 2014)  
Season: 2, vs. North Florida (Nov. 14, 2014)

### FIELD GOAL ATTEMPTS

Career: 7, 3x, last vs. Cornell (Nov. 20, 2014)  
Season: 4, vs. North Florida (Nov. 14, 2014)

### 3-POINT FIELD GOALS

Career: 2, 3x, last vs. North Florida (Nov. 14, 2014)  
Season: 2, vs. North Florida (Nov. 14, 2014)

### 3-POINT FIELD GOAL ATTEMPTS

Career: 5, twice, last vs. Georgia (Feb. 22, 2014)  
Season: 4, vs. North Florida (Nov. 14, 2014)

### FREE THROWS

Career: 2, twice, last vs. Georgia (Feb. 22, 2014)  
Season:

### FREE THROW ATTEMPTS

Career: 2, 3x, last vs. Georgia (Feb. 22, 2014)  
Season:

### REBOUNDS

Career: 7, vs. Miss. State (March 13, 2013)  
Season: 3, vs. Cornell (Nov. 20, 2014)

### ASSISTS

Career: 3, twice, last at Auburn (Feb. 26, 2014)  
Season: 2, vs. Cornell (Nov. 20, 2014)

### BLOCKS

Career:  
Season:

### STEALS

Career: 2, vs. Texas A&M (Jan. 29, 2014)  
Season: 1, 3x, last vs. UNC Asheville (Nov. 26, 2014)

### MINUTES PLAYED

Career: 26, at Tennessee (Feb. 8, 2014)  
Season: 16, vs. Cornell (Nov. 20, 2014)

## 2014-15

Opponent	Date	GS	Min	FG-FGA	Pct	3FG-FGA	Pct	FT-FTA	Pct	Off	Def	Tot	Avg	PF	FO	A	TO	Blk	Sd	Pts	Avg
North Florida	11/14/14	15	2-4	.500	2-4	.500	0-0	.000	0	2	2	2.0	0	0	0	0	0	0	0	6	6.0
Baylor	11/18/14	8	0-2	.000	0-2	.000	0-0	.000	0	0	0	1.0	1	0	0	0	0	0	0	0	3.0
vs. Cornell	11/20/14	16	1-7	.143	1-4	.250	0-0	.000	0	3	3	1.7	1	0	2	1	0	1	3	3.0	
vs. Charlotte	11/21/14	8	0-1	.000	0-0	.000	0-0	.000	0	2	2	1.8	1	0	0	0	0	0	1	0	2.3
vs. Akron	11/23/14	2	0-0	.000	0-0	.000	0-0	.000	0	0	0	1.4	1	0	1	0	0	1	0	1.8	
UNC Asheville	11/26/14																				
DNP - Coach's Decision																					
at Marshall	12/1/14	4	0-1	.000	0-1	.000	0-0	.000	0	0	0	1.2	1	0	0	0	0	0	0	0	1.5
Oklahoma State	12/6/14	2	0-0	.000	0-0	.000	0-0	.000	0	0	0	1.0	0	0	0	0	0	0	0	0	1.3
Clemson	12/19/14	2	0-0	.000	0-0	.000	0-0	.000	0	0	0	0.8	0	0	0	0	0	0	0	0	1.1
Coker	12/21/14	4	1-2	.500	0-1	.000	0-0	.000	0	0	0	0.8	0	0	1	0	0	0	2	1.2	
NA&T	12/30/14	4	0-0	.000	0-0	.000	0-0	.000	0	0	0	0.7	0	0	0	0	0	0	0	0	1.1
vs. Iowa State	1/3/15																				
DNP - Coach's Decision																					
Florida	1/7/15																				
at Ole Miss	1/10/15																				
Alabama	1/13/15																				
at Auburn	1/17/15																				
Tennessee	1/20/15																				
Kentucky	1/24/15																				
at LSU	1/28/15																				
Georgia	1/31/15																				
at Arkansas	2/3/15																				
at Vanderbilt	2/7/15																				
Missouri	2/10/15																				
at Kentucky	2/14/15																				
at Georgia	2/17/15																				
Texas A&M	2/21/15																				
at Alabama	2/24/15																				
Mississippi State	2/28/15																				
Arkansas	3/5/15																				
at Tennessee	3/7/15																				

Per 40 Minutes	FGM	FTM	Rebs	Fouls	Assists	Blocks	Steals	Points
2.5	0.0	4.3	3.1	3.1	0.0	1.8	6.8	

## CAREER STATISTICS

Season	GP-GS	Min	Avg	FG	FGA	Pct	3FG	3FGA	Pct	FT	FTA	Pct	Off	Def	Tot	Avg	PF	FO	Ast	TO	Blk	Stl	Pts	Avg
2012-13	7-4	79	11.3	5	19	.263	4	14	.286	2	3	.667	4	11	15	2.1	12	1	8	5	0	3	16	2.3
2013-14	22-0	218	9.9	18	44	.409	10	27	.370	2	5	.400	7	17	24	1.1	30	1	11	8	0	5	48	2.2
2014-15	10-0	65	6.5	4	17	.235	3	13	.231	0	0	.000	0	7	7	0.7	5	0	5	2	0	3	11	1.1
<b>Totals</b>	<b>39-4</b>	<b>362</b>	<b>9.3</b>	<b>27</b>	<b>80</b>	<b>.338</b>	<b>17</b>	<b>54</b>	<b>.315</b>	<b>4</b>	<b>8</b>	<b>.500</b>	<b>11</b>	<b>35</b>	<b>46</b>	<b>1.2</b>	<b>47</b>	<b>2</b>	<b>24</b>	<b>15</b>	<b>0</b>	<b>11</b>	<b>75</b>	<b>1.9</b>

## CAREER SEC STATISTICS

Season	GP-GS	Min	Avg	FG	FGA	Pct	3FG	3FGA	Pct	FT	FTA	Pct	Off	Def	Tot	Avg	PF	FO	Ast	TO	Blk	Stl	Pts	Avg
2013	4-3	56	14.0	4	11	.364	4	10	.400	0	0	.000	1	6	7	1.8	10	1	6	2	0	2	12	3.0
2014	13-0	124	9.5	14	35	.400	7	21	.333	2	5	.400	4	12	16	1.2	18	0	8	4	0	5	37	2.8
<b>Totals</b>	<b>17-3</b>	<b>180</b>	<b>10.6</b>	<b>18</b>	<b>46</b>	<b>.391</b>	<b>11</b>	<b>31</b>	<b>.355</b>	<b>2</b>	<b>5</b>	<b>.400</b>	<b>5</b>	<b>18</b>	<b>23</b>	<b>1.4</b>	<b>28</b>	<b>1</b>	<b>14</b>	<b>6</b>	<b>0</b>	<b>7</b>	<b>49</b>	<b>2.9</b>



# #21 - DEMETRIUS HENRY

SOPHOMORE | FORWARD | 6'9" | 226 | 1 LETTER

MIAMI, FLA./FAITH BAPTIST CHRISTIAN SCHOOL

## SEASON NOTABLES

- Scored 15 points and collected seven rebounds in exhib. win vs. Benedict
- Led the team in scoring with 12 points in 20 minutes against North Florida
- Pulled down eight rebounds against Baylor
- Led the team with nine rebounds against Akron
- Scored a career-high 15 points with eight rebounds and three blocks against UNC Asheville
- Blocked a pair of shots with eight points and five rebounds in just 16 minutes against Clemson
- Set a new career high in scoring with 16 points in just 19 minutes against Coker

## HENRY'S SUPERLATIVES

### POINTS

Career: 16, vs. Coker (Dec. 21, 2014)

Season: 16, vs. Coker (Dec. 21, 2014)

### FIELD GOALS

Career: 7, vs. FIU (Nov. 24, 2013)

Season: 6, 3x, last vs. Coker (Dec. 21, 2014)

### FIELD GOAL ATTEMPTS

Career: 11, twice, last vs. UNC Asheville (Nov. 26, 2014)

Season: 11, vs. UNC Asheville (Nov. 26, 2014)

### 3-POINT FIELD GOALS

Career:

Season:

### 3-POINT FIELD GOAL ATTEMPTS

Career: 1, vs. Arkansas (March 13, 2014)

Season: 1, vs. Clemson (Dec. 20, 2014)

### FREE THROWS

Career: 4, vs. Coker (Dec. 21, 2014)

Season: 4, vs. Coker (Dec. 21, 2014)

### FREE THROW ATTEMPTS

Career: 5, 4vs. Coker (Dec. 21, 2014)

Season: 5, vs. Coker (Dec. 21, 2014)

### REBOUNDS

Career: 11, vs. SC State (Jan. 3, 2014)

Season: 9, vs. Akron (Nov. 23, 2014)

### ASSISTS

Career: 3, at Mississippi State (March 8, 2014)

Season: 1, vs. Baylor (Nov. 18, 2014)

### BLOCKS

Career: 3, twice, last vs. Coker (Dec. 21, 2014)

Season: 3, twice, last vs. Coker (Dec. 21, 2014)

### STEALS

Career: 2, 3x, at Arkansas (Feb. 19, 2014)

Season: 1, twice, last vs. Coker (Dec. 21, 2014)

### MINUTES PLAYED

Career: 32, twice, last vs. UNC Asheville (Nov. 26, 2014)

Season: 32, vs. UNC Asheville (Nov. 26, 2014)

## 2014-15

Opponent	Date	GS	Min	FG-FGA	Pct	3FG-FGA	Pct	FT-FTA	Pct	Off	Def	Tot	Avg	PF	FO	A	TO	Blk	Stl	Pts	Avg
North Florida	11/14/14	*	20	6-9	.667	0-0	.000	0-0	.000	0	2	2	2.0	5	1	0	2	1	0	12	12.0
Baylor	11/18/14	*	25	1-4	.250	0-0	.000	2-2	1.000	5	3	8	5.0	4	0	1	0	1	0	4	8.0
vs. Cornell	11/20/14	*	13	1-3	.333	0-0	.000	0-0	.000	1	0	1	3.7	3	0	0	1	0	0	2	6.0
vs. Charlotte	11/21/14	*	13	2-2	1.000	0-0	.000	0-0	.000	0	1	1	3.0	4	0	0	1	0	0	4	5.5
vs. Akron	11/23/14	*	27	1-7	.143	0-0	.000	1-3	.333	2	7	9	4.2	4	0	0	2	1	0	3	5.0
UNC Asheville	11/26/14	*	32	6-11	.545	0-0	.000	3-4	.750	2	6	8	4.8	2	0	0	1	3	0	15	6.7
at Marshall	12/1/14	*	15	2-4	.500	0-1	.000	0-0	.000	2	2	4	4.6	5	1	0	2	0	1	4	6.3
Oklahoma State	12/6/14	*	17	1-5	.200	0-0	.000	2-2	1.000	0	1	1	4.1	4	0	0	4	2	0	4	6.0
Clemson	12/19/14	*	16	3-4	.750	0-1	.000	2-2	1.000	1	4	5	4.2	4	0	1	2	2	0	8	6.2
Coker	12/21/14	*	19	6-8	.750	0-0	.000	4-5	.800	3	2	5	4.3	1	0	1	2	3	1	16	7.2
NA&T	12/30/14	*	17	4-8	.500	0-0	.000	2-4	.500	2	1	3	4.2	4	0	1	3	1	0	10	7.5
vs. Iowa State	1/3/15	*	27	3-6	.500	0-0	.000	1-2	.500	2	3	5	4.2	5	1	0	3	0	0	7	7.4
Florida	1/7/15																				
at Ole Miss	1/10/15																				
Alabama	1/13/15																				
at Auburn	1/17/15																				
Tennessee	1/20/15																				
Kentucky	1/24/15																				
at LSU	1/28/15																				
Georgia	1/31/15																				
at Arkansas	2/3/15																				
at Vanderbilt	2/7/15																				
Missouri	2/10/15																				
at Kentucky	2/14/15																				
at Georgia	2/17/15																				
Texas A&M	2/21/15																				
at Alabama	2/24/15																				
Mississippi State	2/28/15																				
Arkansas	3/5/15																				
at Tennessee	3/7/15																				

Per 40 Minutes	FGM	FTM	Rebs	Fouls	Assists	Blocks	Steals	Points
	6.0	2.8	8.5	7.5	0.7	2.3	0.3	14.8

## CAREER STATISTICS

Season	GP-GS	Min	Avg	FG	FGA	Pct	3FG	3FGA	Pct	FT	FTA	Pct	Off	Def	Tot	Avg	PF	FO	Ast	TO	Blk	Stl	Pts	Avg
2013-14	34-29	611	18.0	63	152	.414	0	1	.000	9	37	.243	55	59	114	3.4	118	6	13	28	20	16	135	4.0
2014-15	12-12	241	20.1	36	71	.507	0	2	.000	17	24	.708	19	32	51	4.2	45	3	4	23	14	2	89	7.4
<b>Totals</b>	<b>46-41</b>	<b>852</b>	<b>18.5</b>	<b>99</b>	<b>223</b>	<b>.444</b>	<b>0</b>	<b>3</b>	<b>.000</b>	<b>26</b>	<b>61</b>	<b>.426</b>	<b>74</b>	<b>91</b>	<b>165</b>	<b>3.6</b>	<b>163</b>	<b>9</b>	<b>17</b>	<b>51</b>	<b>34</b>	<b>18</b>	<b>224</b>	<b>4.9</b>

## CAREER SEC STATISTICS

Season	GP-GS	Min	Avg	FG	FGA	Pct	3FG	3FGA	Pct	FT	FTA	Pct	Off	Def	Tot	Avg	PF	FO	Ast	TO	Blk	Stl	Pts	Avg
2014	18-13	278	15.4	16	53	.302	0	0	.000	4	17	.235	23	18	41	2.3	58	1	9	11	9	9	36	2.0





# #20 - JUSTIN MCKIE

SOPHOMORE | GUARD | 6'4" | 195 | 1 LETTER

COLUMBIA, S.C./IRMO

## SEASON NOTABLES

- Suffered a concussion during the preseason and was unavailable for the exhib. vs. Benedict
- Hit a career-high three free throws in eight minutes of the season opener against North Florida
- Made both free throws and a pair of threes in a perfect shooting day, scoring a career-high eight points versus Cornell
- Matched his career high with eight points against UNC Asheville, making a pair of 3-pointers in the win
- Played a career-high 22 minutes, scoring 12 points to set a new high-water mark for his career
- Set new career highs in blocks and steals in a win over Oklahoma State

## MCKIE'S SUPERLATIVES

### POINTS

Career: 12, at Marshall (Dec. 1, 2014)  
Season: 12, at Marshall (Dec. 1, 2014)

### FIELD GOALS

Career: 5, at Marshall (Dec. 1, 2014)  
Season: 5, at Marshall (Dec. 1, 2014)

### FIELD GOAL ATTEMPTS

Career: 8, at Marshall (Dec. 1, 2014)  
Season: 8, at Marshall (Dec. 1, 2014)

### 3-POINT FIELD GOALS

Career: 2, twice, last vs. UNC Asheville (Nov. 26, 2014)  
Season: 2, twice, last vs. UNC Asheville (Nov. 26, 2014)

### 3-POINT FIELD GOAL ATTEMPTS

Career: 3, twice, last at Marshall (Dec. 1, 2014)  
Season: 3, twice, last at Marshall (Dec. 1, 2014)

### FREE THROWS

Career: 3, vs. North Florida (Nov. 14, 2014)  
Season: 3, vs. North Florida (Nov. 14, 2014)

### FREE THROW ATTEMPTS

Career: 4, vs. North Florida (Nov. 14, 2014)  
Season: 4, vs. North Florida (Nov. 14, 2014)

### REBOUNDS

Career: 4, 5x, last vs. Coker (Dec. 21, 2014)  
Season: 4, 3x, last vs. Coker (Dec. 21, 2014)

### ASSISTS

Career: 2, 3x, last vs. Coker (Dec. 21, 2014)  
Season: 2, twice, last vs. Coker (Dec. 21, 2014)

### BLOCKS

Career: 1, vs. Oklahoma St. (Dec. 6, 2014)  
Season: 1, vs. Oklahoma St. (Dec. 6, 2014)

### STEALS

Career: 2, vs. Oklahoma St. (Dec. 6, 2014)  
Season: 2, vs. Oklahoma St. (Dec. 6, 2014)

### MINUTES PLAYED

Career: 22, at Marshall (Dec. 1, 2014)  
Season: 22, at Marshall (Dec. 1, 2014)

## 2014-15

Opponent	Date	GS	Min	FG-FGA	Pct	3FG-FGA	Pct	FT-FTA	Pct	Off	Def	Tot	Avg	PF	FO	A	TO	Blk	Stl	Pts	Avg
North Florida	11/14/14	8	0-3	.000	0-2	.000	3-4	.750	0	0	0	0	0.0	2	0	0	0	0	0	3	3.0
Baylor	11/18/14									DNP - Coach's Decision											
vs. Cornell	11/20/14	8	2-2	1.000	2-2	1.000	2-2	1.000	1	2	3	1.5	1	0	0	0	0	0	0	8	5.5
vs. Charlotte	11/21/14	3	0-1	.000	0-1	.000	0-0	.000	1	0	1	1.3	0	0	1	0	0	0	0	0	3.7
vs. Akron	11/23/14									DNP - Coach's Decision											
UNC Asheville	11/26/14	13	3-5	.600	2-3	.667	0-0	.000	0	1	1	1.3	1	0	0	0	0	0	0	8	4.8
at Marshall	12/1/14	22	5-8	.625	1-3	.333	1-3	.333	0	4	4	1.8	1	0	0	1	0	1	0	12	6.2
Oklahoma State	12/6/14	18	2-4	.500	1-2	.500	1-2	.500	0	4	4	2.2	1	0	1	0	1	0	1	2	6.2
Clemson	12/19/14	14	1-5	.200	1-4	.250	2-2	1.000	0	2	2	2.1	1	0	0	0	0	0	0	5	6.0
Coker	12/21/14	14	1-6	.167	0-2	.000	0-0	.000	1	3	4	2.4	2	0	2	1	0	1	2	5.5	
NA&T	12/30/14	20	2-5	.400	0-3	.000	2-2	1.000	0	2	2	2.3	0	0	1	0	1	1	1	6	5.6
vs. Iowa State	1/3/15	12	1-2	.500	0-1	.000	0-0	.000	0	1	1	2.2	0	0	0	1	0	0	2	5.2	
Florida	1/7/15																				
at Ole Miss	1/10/15																				
Alabama	1/13/15																				
at Auburn	1/17/15																				
Tennessee	1/20/15																				
Kentucky	1/24/15																				
at LSU	1/28/15																				
Georgia	1/31/15																				
at Arkansas	2/3/15																				
at Vanderbilt	2/7/15																				
Missouri	2/10/15																				
at Kentucky	2/14/15																				
at Georgia	2/17/15																				
Texas A&M	2/21/15																				
at Alabama	2/24/15																				
Mississippi State	2/28/15																				
Arkansas	3/5/15																				
at Tennessee	3/7/15																				

Per 40 Minutes	FGM	FTM	Rebs	Fouls	Assists	Blocks	Steals	Points
5.2	3.3	6.7	2.7	1.5	0.6	1.8	15.8	

## CAREER STATISTICS

Season	GP-GS	Min	Avg	FG	FGA	Pct	3FG	3FGA	Pct	FT	FTA	Pct	Off	Def	Tot	Avg	PF	FO	Ast	TO	Blk	Stl	Pts	Avg
2013-14	17-0	80	4.7	3	17	.176	1	8	.125	2	4	.500	4	12	16	0.9	8	0	5	5	0	3	9	0.5
2014-15	10-0	132	13.2	17	41	.415	7	23	.304	11	15	.733	3	19	22	2.2	9	0	5	3	2	6	52	5.2
<b>Totals</b>	<b>27-0</b>	<b>212</b>	<b>7.9</b>	<b>20</b>	<b>58</b>	<b>.345</b>	<b>8</b>	<b>31</b>	<b>.258</b>	<b>13</b>	<b>19</b>	<b>.684</b>	<b>7</b>	<b>31</b>	<b>38</b>	<b>1.4</b>	<b>17</b>	<b>0</b>	<b>10</b>	<b>8</b>	<b>2</b>	<b>9</b>	<b>61</b>	<b>2.3</b>

## CAREER SEC STATISTICS

Season	GP-GS	Min	Avg	FG	FGA	Pct	3FG	3FGA	Pct	FT	FTA	Pct	Off	Def	Tot	Avg	PF	FO	Ast	TO	Blk	Stl	Pts	Avg
2014	9-0	56	6.2	2	11	.182	1	5	.200	0	0	.000	1	9	10	1.1	7	0	5	5	0	2	5	0.6



# #10 - DUANE NOTICE

SOPHOMORE | GUARD | 6'2" | 212 | 1 LETTER

WOODBIDGE, ONTARIO, CANADA / ST. THOMAS MORE (OAKDALE, CONN.)

## SEASON NOTABLES

- Dished a team best nine assists and scored 10 points in exhib. win vs. Benedict
- Put together a stacked score line of eight points, four rebounds and five assists vs. North Florida
- Played 35 minutes, committing just one turnover with five assists and nine points against Charlotte
- Scored 12 points with four assists against Akron
- Hit 4-of-6 shots for 12 points in a win over UNC Asheville
- Had a career night at Marshall, scoring 27 points on 10-of-18 shooting to lead the team to a big win
- Notched his second-straight 20-point game in a win over Oklahoma State, scoring 20 on 7-of-13 shooting with four rebounds
- Scored 14 of his game-high 19 points in the second half, connecting on a career-high five 3-pointers in a win over Clemson
- Led the team with 19 points, adding in three assists, three steals and five rebounds
- Reached double figures in scoring for the seventh straight game after scoring 13 points in just 19 minutes against North Carolina A&T
- Matched his career high with 37 minutes played against Iowa State, scoring 15 points with six rebounds, four assists and three steals

## NOTICE'S SUPERLATIVES

### POINTS

Career: 27, at Marshall (Dec. 1, 2014)  
Season: 27, at Marshall (Dec. 1, 2014)

### FIELD GOALS

Career: 10, at Marshall (Dec. 1, 2014)  
Season: 10, at Marshall (Dec. 1, 2014)

### FIELD GOAL ATTEMPTS

Career: 18, at Marshall (Dec. 1, 2014)  
Season: 18, at Marshall (Dec. 1, 2014)

### 3-POINT FIELD GOALS

Career: 5, vs. Clemson (Dec. 20, 2014)  
Season: 5, vs. Clemson (Dec. 20, 2014)

### 3-POINT FIELD GOAL ATTEMPTS

Career: 9, vs. Clemson (Dec. 20, 2014)  
Season: 9, vs. Clemson (Dec. 20, 2014)

### FREE THROWS

Career: 7, at Arkansas (Feb. 19, 2014)  
Season: 5, 3x, last vs. Iowa State (Jan. 3, 2015)

### FREE THROW ATTEMPTS

Career: 10, at Georgia (Jan. 22, 2014)  
Season: 9, vs. Iowa State (Jan. 3, 2015)

### REBOUNDS

Career: 8, vs. Auburn (March 12, 2014)  
Season: 6, vs. Iowa State (Jan. 3, 2015)

### ASSISTS

Career: 8, vs. SC State (Jan. 3, 2014)  
Season: 5, twice, last vs. Charlotte (Nov. 21, 2014)

### BLOCKS

Career: 1, 6x, last vs. Clemson (Dec. 20, 2014)  
Season: 1, twice, last vs. Clemson (Dec. 20, 2014)

### STEALS

Career: 3, twice, last vs. Iowa State (Jan. 3, 2015)  
Season: 3, twice, last vs. Iowa State (Jan. 3, 2015)

### MINUTES PLAYED

Career: 37, vs. Vanderbilt (Feb. 13, 2014)  
Season: 37, vs. Iowa State (Jan. 3, 2015)

## 2014-15

Opponent	Date	GS	Min	FG-FGA	Pct	3FG-FGA	Pct	FT-FTA	Pct	Off	Def	Tot	Avg	PF	FO	A	TO	Blk	Stl	Pts	Avg
North Florida	11/14/14	*	21	2-5	.400	1-1	1.000	3-4	.750	0	4	4	4.0	1	0	5	1	0	1	8	8.0
Baylor	11/18/14	*	15	0-2	.000	0-0	.000	0-0	.000	0	0	0	2.0	3	0	0	1	0	1	0	4.0
vs. Cornell	11/20/14	*	23	1-4	.250	0-1	.000	4-5	.800	0	1	1	1.7	1	0	4	1	0	0	6	4.7
vs. Charlotte	11/21/14	*	35	3-10	.300	1-4	.250	2-2	1.000	1	2	3	2.0	1	0	5	1	0	1	9	5.8
vs. Akron	11/23/14	*	36	5-9	.556	1-3	.333	1-1	1.000	0	2	2	2.0	1	0	4	2	0	1	12	7.0
UNC Asheville	11/26/14	*	25	4-6	.667	2-4	.500	2-4	.500	0	1	1	1.8	2	0	1	3	1	2	12	7.8
at Marshall	12/1/14	*	36	10-18	.556	2-8	.250	5-5	1.000	1	4	5	2.3	3	0	4	1	0	2	27	10.6
Oklahoma State	12/6/14	*	32	7-13	.538	3-6	.500	3-3	1.000	0	4	4	2.5	2	0	2	2	0	1	20	11.8
Clemson	12/19/14	*	31	7-15	.467	5-9	.556	0-0	.000	1	3	4	2.7	1	0	1	3	1	1	19	12.6
Coker	12/21/14	*	30	6-12	.500	2-4	.500	5-6	.833	1	4	5	2.9	4	0	3	1	0	3	19	13.2
NA&T	12/30/14	*	19	3-6	.500	2-3	.667	5-5	1.000	1	0	1	2.7	3	0	2	2	0	1	13	13.2
vs. Iowa State	1/3/15	*	37	5-12	.417	0-4	.000	5-9	.556	2	4	6	3.0	0	0	4	4	0	3	15	13.3
Florida	1/7/15																				
at Ole Miss	1/10/15																				
Alabama	1/13/15																				
at Auburn	1/17/15																				
Tennessee	1/20/15																				
Kentucky	1/24/15																				
at LSU	1/28/15																				
Georgia	1/31/15																				
at Arkansas	2/3/15																				
at Vanderbilt	2/7/15																				
Missouri	2/10/15																				
at Kentucky	2/14/15																				
at Georgia	2/17/15																				
Texas A&M	2/21/15																				
at Alabama	2/24/15																				
Mississippi State	2/28/15																				
Arkansas	3/5/15																				
at Tennessee	3/7/15																				

Per 40 Minutes	FGM	FTM	Rebs	Fouls	Assists	Blocks	Steals	Points
	6.2	4.1	4.2	2.6	4.1	0.2	2.0	18.8

## CAREER STATISTICS

Season	GP-GS	Min	Avg	FG	FGA	Pct	3FG	3FGA	Pct	FT	FTA	Pct	Off	Def	Tot	Avg	PF	FO	Ast	TO	Blk	Stl	Pts	Avg
2013-14	34-22	856	25.2	90	237	.380	21	58	.362	78	116	.672	35	64	99	2.9	72	2	99	89	4	20	279	8.2
2014-15	12-12	340	28.3	53	112	.473	19	47	.404	35	44	.795	7	29	36	3.0	22	0	35	22	2	17	160	13.3
<b>Totals</b>	<b>46-34</b>	<b>1196</b>	<b>26.0</b>	<b>143</b>	<b>349</b>	<b>.410</b>	<b>40</b>	<b>105</b>	<b>.381</b>	<b>113</b>	<b>160</b>	<b>.706</b>	<b>42</b>	<b>93</b>	<b>135</b>	<b>2.9</b>	<b>94</b>	<b>2</b>	<b>134</b>	<b>111</b>	<b>6</b>	<b>37</b>	<b>439</b>	<b>9.5</b>

## CAREER SEC STATISTICS

Season	GP-GS	Min	Avg	FG	FGA	Pct	3FG	3FGA	Pct	FT	FTA	Pct	Off	Def	Tot	Avg	PF	FO	Ast	TO	Blk	Stl	Pts	Avg
2014	18-14	516	28.7	48	133	.361	8	30	.267	46	71	.648	19	34	53	2.9	41	1	50	58	1	11	150	8.3



# #15 - REGGIE THEUS JR.

SOPHOMORE | FORWARD | 6'6" | 221 | 1 LETTER

LOS ANGELES, CALIF./FAIRFAX

## SEASON NOTABLES

- Scored two points in exhib. win vs. Benedict
- Played four minutes in the season opener against North Florida, picking up one steal
- Scored his first points of the season on a dunk against UNC Asheville

## THEUS JR.'S SUPERLATIVES

### POINTS

Career: 3, vs. Marshall (Dec. 30, 2013)  
 Season: 2, twice, last vs. N. Carolina A&T (Dec. 30, 2014)

### FIELD GOALS

Career: 1, 4x, last vs. North Carolina A&T (Dec. 30, 2014)  
 Season: 1, twice, last vs. N. Carolina A&T (Dec. 30, 2014)

### FIELD GOAL ATTEMPTS

Career: 2, 3x, last vs. Coker (Dec. 21, 2014)  
 Season: 2, vs. Coker (Dec. 21, 2014)

### 3-POINT FIELD GOALS

Career:

Season:

### 3-POINT FIELD GOAL ATTEMPTS

Career:

Season:

### FREE THROWS

Career: 1, 3x, vs. Florida (March 4, 2014)

Season:

### FREE THROW ATTEMPTS

Career: 4, vs. Marshall (Dec. 30, 2013)

Season:

### REBOUNDS

Career: 3, vs. Marshall (Dec. 30, 2013)

Season: 1, vs. North Carolina A&T (Dec. 30, 2014)

### ASSISTS

Career: 1, twice, last at Georgia (Jan. 22, 2014)

Season:

### BLOCKS

Career:

Season:

### STEALS

Career: 1, 4x, last vs. UNC Asheville (Nov. 26, 2014)

Season: 1, 3x, last vs. UNC Asheville (Nov. 26, 2014)

### MINUTES PLAYED

Career: 13, at Georgia (Jan. 22, 2014)

Season: 4, 5x, last vs. N Carolina A&T (Dec. 30, 2014)

## 2014-15

Opponent	Date	GS	Min	FG-FGA	Pct	3FG-FGA	Pct	FT-FTA	Pct	Off	Def	Tot	Avg	PF	FO	A	TO	Blk	Sd	Pts	Avg
North Florida	11/14/14	4	0-0	.000	0-0	.000	0-0	.000	0	0	0	0	0.0	1	0	0	0	0	1	0	0.0
Baylor	11/18/14									DNP - Coach's Decision											
vs. Cornell	11/20/14	4	0-0	.000	0-0	.000	0-0	.000	0	0	0	0	0.0	0	0	0	0	0	1	0	0.0
vs. Charlotte	11/21/14	0+	0-0	.000	0-0	.000	0-0	.000	0	0	0	0	0.0	0	0	0	0	0	0	0	0.0
vs. Akron	11/23/14	1	1-1	1.000	0-0	.000	0-0	.000	0	0	0	0	0.0	0	0	0	1	0	0	2	0.5
UNC Asheville	11/26/14									DNP - Coach's Decision											
at Marshall	12/1/14	1	0-0	.000	0-0	.000	0-0	.000	0	0	0	0	0.0	0	0	0	0	0	0	0	0.4
Oklahoma State	12/6/14	2	0-0	.000	0-0	.000	0-0	.000	0	0	0	0	0.0	1	0	0	0	0	0	0	0.3
Clemson	12/19/14	2	0-0	.000	0-0	.000	0-0	.000	0	0	0	0	0.0	0	0	0	0	0	0	0	0.3
Coker	12/21/14	4	0-2	.000	0-0	.000	0-0	.000	0	0	0	0	0.0	0	0	0	0	0	0	0	0.3
NA&T	12/30/14	4	1-1	1.000	0-0	.000	0-0	.000	0	1	1	0.1	0.0	0	0	0	0	0	0	2	0.4
vs. Iowa State	1/3/15																				
Florida	1/7/15																				
at Ole Miss	1/10/15																				
Alabama	1/13/15																				
at Auburn	1/17/15																				
Tennessee	1/20/15																				
Kentucky	1/24/15																				
at LSU	1/28/15																				
Georgia	1/31/15																				
at Arkansas	2/3/15																				
at Vanderbilt	2/7/15																				
Missouri	2/10/15																				
at Kentucky	2/14/15																				
at Georgia	2/17/15																				
Texas A&M	2/21/15																				
at Alabama	2/24/15																				
Mississippi State	2/28/15																				
Arkansas	3/5/15																				
at Tennessee	3/7/15																				

Per 40 Minutes	FGM	FTM	Rebs	Fouls	Assists	Blocks	Steals	Points
3.6	0.0	1.8	2.2	0.0	0.0	5.5	7.3	

## CAREER STATISTICS

Season	GP-GS	Min	Avg	FG	FGA	Pct	3FG	3FGA	Pct	FT	FTA	Pct	Off	Def	Tot	Avg	PF	FO	Ast	TO	Blk	Stl	Pts	Avg
2013-14	11-0	39	3.5	2	7	.286	0	0	.000	3	10	.300	3	3	6	0.5	5	0	2	1	0	1	7	0.6
2014-15	9-0	22	2.4	2	4	.500	0	1	.000	0	0	.000	0	1	1	0.1	1	0	0	2	0	3	4	0.4
<b>Totals</b>	<b>20-0</b>	<b>61</b>	<b>3.1</b>	<b>4</b>	<b>11</b>	<b>.364</b>	<b>0</b>	<b>1</b>	<b>.000</b>	<b>3</b>	<b>10</b>	<b>.300</b>	<b>3</b>	<b>4</b>	<b>7</b>	<b>0.4</b>	<b>6</b>	<b>0</b>	<b>2</b>	<b>3</b>	<b>0</b>	<b>4</b>	<b>11</b>	<b>0.6</b>

## CAREER SEC STATISTICS

Season	GP-GS	Min	Avg	FG	FGA	Pct	3FG	3FGA	Pct	FT	FTA	Pct	Off	Def	Tot	Avg	PF	FO	Ast	TO	Blk	Stl	Pts	Avg
2014	5-0	22	4.4	0	1	.000	0	0	.000	2	6	.333	0	1	1	0.2	5	0	1	0	0	0	2	0.4





# #0 - SINDARIUS THORNWELL

SOPHOMORE | GUARD | 6'5" | 215 | 1 LETTER

LANCASTER, S.C./OAK HILL ACADEMY (WILSON, VA.)

## SEASON NOTABLES

- Tallied 14 points, and pulled down three rebounds and three blocks in exhib. win vs. Benedict
- Scored six points with four rebounds in 20 minutes against North Florida
- Passed out four assists to go with 16 points and two steals against Baylor
- Led the team with 14 points against Cornell, scoring 10 of the team's first 12 points in the game
- Surpassed 500 career points after leading all scorers with 20 in a loss to Charlotte, his eighth career 20-point game
- Scored 13 points with eight rebounds and three steals against Akron
- Picked a career-high six steals in a win over UNC Asheville
- Collected a team-high 10 rebounds in a win at Marshall, wrapping up his third career double-double
- Made a season-high seven free throws and scored 13 points to go with nine rebounds against Oklahoma State
- Committed no turnovers and led the team with seven rebounds in the win over Clemson
- Stacked the box score with 11 points, five rebounds, four assists, two steals and two blocks against North Carolina A&T
- Helped seal the upset win over No. 9 Iowa State, scoring six points in the final two minutes and forcing a turnover in the waning seconds and just a three point lead.

## THORNWELL'S SUPERLATIVES

### POINTS

Career: 26, at Georgia (Jan. 22, 2014)  
Season: 20, vs. Charlotte (Nov. 21, 2014)

### FIELD GOALS

Career: 9, 2x, last at Mississippi State (March 8, 2014)  
Season: 8, vs. Charlotte (Nov. 21, 2014)

### FIELD GOAL ATTEMPTS

Career: 24, vs. Charlotte (Nov. 21, 2014)  
Season: 24, vs. Charlotte (Nov. 21, 2014)

### 3-POINT FIELD GOALS

Career: 4, vs. Ole Miss (Jan. 18, 2014)  
Season: 3, vs. Cornell (Nov. 20, 2014)

### 3-POINT FIELD GOAL ATTEMPTS

Career: 10, twice, last vs. Charlotte (Nov. 21, 2014)  
Season: 10, vs. Charlotte (Nov. 21, 2014)

### FREE THROWS

Career: 10, twice, last vs. Georgia (Feb. 22, 2014)  
Season: 7, vs. Oklahoma St. (Dec. 6, 2014)

### FREE THROW ATTEMPTS

Career: 13, vs. Manhattan (Dec. 17, 2013)  
Season: 9, vs. Oklahoma St. (Dec. 6, 2014)

### REBOUNDS

Career: 11, 2x, last at Miss. State (March 8, 2014)  
Season: 10, at Marshall (Dec. 1, 2014)

### ASSISTS

Career: 9, vs. Auburn (Feb. 5, 2014)  
Season: 4, twice, last vs. UNC Asheville (Nov. 26, 2014)

### BLOCKS

Career: 2, 6x, last vs. North Carolina A&T (Dec. 30, 2014)  
Season: 2, twice, last vs. North Carolina A&T (Dec. 30, 2014)

### STEALS

Career: 6, vs. UNC Asheville (Nov. 26, 2014)  
Season: 6, vs. UNC Asheville (Nov. 26, 2014)

### MINUTES PLAYED

Career: 40, vs. Georgia (Feb. 22, 2014)  
Season: 35, vs. Akron (Nov. 23, 2014)

## 2014-15

Opponent	Date	GS	Min	FG-FGA	Pct	3FG-FGA	Pct	FT-FTA	Pct	Off	Def	Tot	Avg	PF	FO	A	TO	Blk	Stl	Pts	Avg
North Florida	11/14/14	*	20	3-7	.429	0-1	.000	0-0	.000	3	1	4	4.0	0	0	2	1	1	1	6	6.0
Baylor	11/18/14	*	32	5-12	.412	1-6	.167	5-7	.714	0	3	3	3.5	5	1	4	2	0	2	16	11.0
vs. Cornell	11/20/14	*	23	5-11	.455	3-8	.375	1-2	.500	2	2	4	3.7	1	0	0	0	0	1	14	12.0
vs. Charlotte	11/21/14	*	34	8-24	.333	1-10	.100	3-4	.750	1	7	8	4.8	3	0	1	7	1	2	20	14.0
vs. Akron	11/23/14	*	35	4-12	.333	1-4	.250	4-4	1.000	5	3	8	5.4	3	0	1	4	1	3	13	13.8
UNC Asheville	11/26/14	*	32	5-13	.385	1-5	.200	1-2	.500	1	1	2	4.8	2	0	4	2	0	6	12	13.5
at Marshall	12/1/14	*	27	4-12	.333	0-4	.000	2-6	.333	3	7	10	5.6	4	0	3	1	2	3	10	13.0
Oklahoma State	12/6/14	*	27	3-9	.333	0-1	.000	7-9	.778	2	7	9	6.0	3	0	0	0	0	0	13	13.0
Clemson	12/19/14	*	26	1-5	.200	1-4	.250	3-4	.750	0	7	7	6.1	2	0	2	0	0	0	6	12.2
Coker	12/21/14	*	20	2-6	.333	0-1	.000	0-0	.000	1	2	3	5.8	1	0	1	1	1	1	4	11.4
NA&T	12/30/14	*	26	3-6	.500	1-1	1.000	4-4	1.000	2	3	5	5.7	3	0	4	2	2	2	11	11.4
vs. Iowa State	1/3/15	*	27	4-8	.500	1-2	.500	4-8	.500	1	7	8	5.9	3	0	0	3	0	1	13	11.5
Florida	1/7/15																				
at Ole Miss	1/10/15																				
Alabama	1/13/15																				
at Auburn	1/17/15																				
Tennessee	1/20/15																				
Kentucky	1/24/15																				
at LSU	1/28/15																				
Georgia	1/31/15																				
at Arkansas	2/3/15																				
at Vanderbilt	2/7/15																				
Missouri	2/10/15																				
at Kentucky	2/14/15																				
at Georgia	2/17/15																				
Texas A&M	2/21/15																				
at Alabama	2/24/15																				
Mississippi State	2/28/15																				
Arkansas	3/5/15																				
at Tennessee	3/7/15																				

Per 40 Minutes	FGM	FTM	Rebs	Fouls	Assists	Blocks	Steals	Points
	5.7	4.1	8.6	3.6	2.7	1.0	2.7	16.8

## CAREER STATISTICS

Season	GP-GS	Min	Avg	FG	FGA	Pct	3FG	3FGA	Pct	FT	FTA	Pct	Off	Def	Tot	Avg	PF	FO	Ast	TO	Blk	Stl	Pts	Avg
2013-14	34-34	1007	29.6	143	370	.386	37	100	.370	131	178	.736	48	91	139	4.1	100	2	101	106	21	40	454	13.4
2014-15	12-12	329	27.4	47	125	.376	10	47	.213	34	50	.680	21	50	71	5.9	30	1	22	23	8	22	138	11.5
<b>Totals</b>	<b>46-46</b>	<b>1336</b>	<b>29.0</b>	<b>190</b>	<b>495</b>	<b>.384</b>	<b>47</b>	<b>147</b>	<b>.320</b>	<b>165</b>	<b>228</b>	<b>.724</b>	<b>69</b>	<b>141</b>	<b>210</b>	<b>4.6</b>	<b>130</b>	<b>3</b>	<b>123</b>	<b>129</b>	<b>29</b>	<b>62</b>	<b>592</b>	<b>12.9</b>

## CAREER SEC STATISTICS

Season	GP-GS	Min	Avg	FG	FGA	Pct	3FG	3FGA	Pct	FT	FTA	Pct	Off	Def	Tot	Avg	PF	FO	Ast	TO	Blk	Stl	Pts	Avg
2014	18-18	597	33.2	90	229	.393	21	60	.350	79	105	.752	29	56	85	4.7	55	2	72	75	13	21	280	15.6



# #12 - SHAMIEK SHEPPARD

FRESHMAN | GUARD | 6'6" | 215 | HS

BROOKLYN, N.Y./SOUTH SHORE/FISHBURNE MILITARY SCHOOL (WAYNESBORO CITY, VA.)

## SEASON NOTABLES

- Returned from knee surgery to play against North Carolina A&T, playing five minutes and hitting a three with two rebounds

## SHEPPARD'S SUPERLATIVES

### POINTS

3, vs. North Carolina A&T (Dec. 30, 2014)

### FIELD GOALS

1, twice, last vs. Iowa State (Jan. 5, 2015)

### FIELD GOAL ATTEMPTS

4, vs. Iowa State (Jan. 5, 2015)

### 3-POINT FIELD GOALS

1, vs. North Carolina A&T (Dec. 30, 2014)

### 3-POINT FIELD GOAL ATTEMPTS

1, vs. North Carolina A&T (Dec. 30, 2014)

### FREE THROWS

### FREE THROW ATTEMPTS

### REBOUNDS

2, twice, last vs. Iowa State (Jan. 5, 2015)

### ASSISTS

### BLOCKS

1, vs. Iowa State (Jan. 5, 2015)

### STEALS

1, vs. Iowa State (Jan. 5, 2015)

### MINUTES PLAYED

11, vs. Iowa State (Jan. 5, 2015)

## 2014-15

Opponent	Date	GS	Min	FG-FGA	Pct	3FG-FGA	Pct	FFTA	Pct	Off	Def	Tot	Avg	PF	FO	A	TO	Blk	Stl	Pts	Avg	
North Florida	11/14/14																					
Baylor	11/18/14																					
vs. Cornell	11/20/14																					
vs. Charlotte	11/21/14																					
vs. Akron	11/23/14																					
UNC Asheville	11/26/14																					
at Marshall	12/1/14																					
Oklahoma State	12/6/14																					
Clemson	12/19/14																					
Coker	12/21/14																					
NA&T	12/30/14		5	1-2	.500	1-1	1.000	0-0	.000	1	1	2	2.0	0	0	0	1	0	0	3	3.0	
vs. Iowa State	1/3/15		11	1-4	.250	0-0	.000	0-0	.000	1	1	2	2.0	2	0	0	0	1	1	2	2.5	
Florida	1/7/15																					
at Ole Miss	1/10/15																					
Alabama	1/13/15																					
at Auburn	1/17/15																					
Tennessee	1/20/15																					
Kentucky	1/24/15																					
at LSU	1/28/15																					
Georgia	1/31/15																					
at Arkansas	2/3/15																					
at Vanderbilt	2/7/15																					
Missouri	2/10/15																					
at Kentucky	2/14/15																					
at Georgia	2/17/15																					
Texas A&M	2/21/15																					
at Alabama	2/24/15																					
Mississippi State	2/28/15																					
Arkansas	3/5/15																					
at Tennessee	3/7/15																					

Per 40 Minutes	FGM	FTM	Rebs	Fouls	Assists	Blocks	Steals	Points
5.0	0.0	10.0	5.0	0.0	2.5	2.5	12.5	

## CAREER STATISTICS

Season	GP-GS	Min	Avg	FG	FGA	Pct	3FG	3FGA	Pct	FT	FTA	Pct	Off	Def	Tot	Avg	PF	FO	Ast	TO	Blk	Stl	Pts	Avg
2014-15	2-0	16	8.0	2	6	.333	1	11	0.000	0	0	.000	2	2	4	2.0	2	0	0	1	1	1	5	2.5

## CAREER SEC STATISTICS

Season	GP-GS	Min	Avg	FG	FGA	Pct	3FG	3FGA	Pct	FT	FTA	Pct	Off	Def	Tot	Avg	PF	FO	Ast	TO	Blk	Stl	Pts	Avg
2014																								



# #1 MARCUS STROMAN

FRESHMAN | GUARD | 6'2" | 183 | HS

COLUMBIA, S.C./KEENAN

## SEASON NOTABLES

- Scored five points in exhibition win vs. Benedict, adding three assists
- Commanded the offense in his first regular season game, scoring six points with six assists and two steals in 25 minutes, all while committing zero turnovers.
- Led the bench scoring with 10 points, adding five rebounds and three assists against Baylor
- Picked up three steals and scored six points with three assists against Cornell
- Stacked the box score with nine points, six rebounds and four assists against Akron
- Scored seven points with six assists and four rebounds in a win over UNC Asheville
- Passed out five assists with four points and a season-high eight rebounds against Oklahoma State
- Set a new career high with eight assist versus just one turnover against Coker

## STROMAN'S SUPERLATIVES

### POINTS

10, vs. Baylor (Nov. 18, 2014)

### FIELD GOALS

4, vs. Akron (Nov. 23, 2014)

### FIELD GOAL ATTEMPTS

7, twice, last vs. Akron (Nov. 23, 2014)

### 3-POINT FIELD GOALS

1, vs. Baylor (Nov. 18, 2014)

### 3-POINT FIELD GOAL ATTEMPTS

3, vs. Baylor (Nov. 18, 2014)

### FREE THROWS

4, vs. Cornell (Nov. 20, 2014)

### FREE THROW ATTEMPTS

6, vs. Cornell (Nov. 20, 2014)

### REBOUNDS

8, vs. Oklahoma St. (Dec. 6, 2014)

### ASSISTS

8, vs. Coker (Dec. 21, 2014)

### BLOCKS

1, twice, last vs. N. Carolina A&T (Dec. 30, 2014)

### STEALS

3, vs. Cornell (Nov. 20, 2014)

### MINUTES PLAYED

27, vs. Baylor (Nov. 18, 2014)

## 2014-15

Opponent	Date	GS	Min	FG-FGA	Pct	3FG-FGA	Pct	FT-FTA	Pct	Off	Def	Tot	Avg	PF	FO	A	TO	Blk	Sd	Pts	Avg
North Florida	11/14/14	25	3-7	.429	0-1	.000	0-0	.000	0	3	3	3.0	1	0	6	0	0	2	6	6.0	
Baylor	11/18/14	27	3-6	.500	1-3	.333	3-4	.750	2	3	5	4.0	1	0	3	1	1	1	10	8.0	
vs. Cornell	11/20/14	25	1-6	.167	0-1	.000	4-6	.667	0	1	1	3.0	1	0	3	2	0	3	6	7.3	
vs. Charlotte	11/21/14	22	1-2	.500	0-0	.000	2-2	1.000	0	3	3	3.0	3	0	4	1	0	1	4	6.5	
vs. Akron	11/23/14	26	4-7	.571	0-0	.000	1-2	.500	2	4	6	3.6	3	0	4	3	0	0	9	7.0	
UNC Asheville	11/26/14	25	2-3	.667	0-0	.000	3-3	1.000	0	4	4	3.7	3	0	6	5	0	1	7	7.0	
at Marshall	12/1/14	25	2-4	.500	0-1	.000	2-4	.500	1	3	4	3.7	1	0	3	5	0	0	6	6.9	
Oklahoma State	12/6/14	25	2-6	.333	0-0	.000	0-1	.000	2	6	8	4.3	2	0	5	2	0	1	4	6.5	
Clemson	12/19/14	19	0-2	.000	0-1	.000	2-6	.333	0	3	3	4.1	1	0	2	2	0	0	2	6.0	
Coker	12/21/14	22	0-2	.000	0-0	.000	0-0	.000	2	2	4	4.1	2	0	8	1	0	0	0	5.4	
NA&T	12/30/14	17	2-3	.667	0-0	.000	1-3	.333	1	4	5	4.2	1	0	7	2	1	0	5	5.4	
vs. Iowa State	1/3/15	9	1-1	1.000	0-0	.000	0-0	.000	1	1	2	4.0	3	0	1	3	0	1	2	5.1	
Florida	1/7/15																				
at Ole Miss	1/10/15																				
Alabama	1/13/15																				
at Auburn	1/17/15																				
Tennessee	1/20/15																				
Kentucky	1/24/15																				
at LSU	1/28/15																				
Georgia	1/31/15																				
at Arkansas	2/3/15																				
at Vanderbilt	2/7/15																				
Missouri	2/10/15																				
at Kentucky	2/14/15																				
at Georgia	2/17/15																				
Texas A&M	2/21/15																				
at Alabama	2/24/15																				
Mississippi State	2/28/15																				
Arkansas	3/5/15																				
at Tennessee	3/7/15																				

Per 40 Minutes	FGM	FTM	Rebs	Fouls	Assists	Blocks	Steals	Points
	3.1	2.7	7.2	3.3	7.8	0.3	1.5	9.1

## CAREER STATISTICS

Season	GP-GS	Min	Avg	FG	FGA	Pct	3FG	3FGA	Pct	FT	FTA	Pct	Off	Def	Tot	Avg	PF	FO	Ast	TO	Blk	Stl	Pts	Avg
2014-15	12-0	267	22.3	21	49	.429	1	7	.143	18	31	.581	11	37	48	4.0	22	0	52	27	2	10	61	5.1

## CAREER SEC STATISTICS

Season	GP-GS	Min	Avg	FG	FGA	Pct	3FG	3FGA	Pct	FT	FTA	Pct	Off	Def	Tot	Avg	PF	FO	Ast	TO	Blk	Stl	Pts	Avg
2015																								



# THE LAST TIME IN SOUTH CAROLINA BASKETBALL ...

## AN INDIVIDUAL ...

<b>Scored 20 or more points:</b>	South Carolina: Duane Notice (27), at Marshall Dec. 1, 2014 in Huntington, W.Va. Opponent: Andrew Rowsey (30), UNC Asheville, Nov. 26, 2014 in Columbia, S.C.
<b>Scored 30 or more points:</b>	South Carolina: Brenton Williams (32) at Missouri, Jan. 25, 2014 in Columbia, Mo. Opponent: Andrew Rowsey (30), UNC Asheville, Nov. 26, 2014 in Columbia, S.C.
<b>Scored 35 or more points:</b>	South Carolina: Brenton Williams (38) vs. Miss. State, March 6, 2013 in Columbia, S.C. Opponent: Michael Frazier II (37), Florida, March 4, 2014 in Columbia, S.C.
<b>Scored 40 or more points:</b>	South Carolina: N/A thru 1992-93 season Opponent: Austin Carr (43), Notre Dame, Dec. 30, 1969 in New Orleans, La.
<b>Collected 20 or more rebounds:</b>	South Carolina: Emmett Hall (23), vs. College of Charleston, Dec. 22, 1993 in Columbia, S.C. Opponent: Ekpe Udoh (20), Baylor, Jan. 2, 2010 in Columbia, S.C.
<b>Collected 15 or more rebounds:</b>	South Carolina: Lakeem Jackson (15), vs. UALR, Nov. 25, 2012 in Puerto Vallarta, Mexico Opponent: Trey James (15), Coker, Dec. 21, 2014 in Columbia, S.C.
<b>Made 12 or more field goals:</b>	South Carolina: Devan Downey (12) vs. Georgia, Jan. 30, 2010 in Columbia, S.C. Opponent: Michael Frazier II (12), Florida, March 4, 2014 in Columbia, S.C.
<b>Made 10 or more field goals:</b>	South Carolina: Duane Notice (10), at Marshall Dec. 1, 2014 in Huntington, W.Va. Opponent: Elston Turner (10), Texas A&M, March 2, 2013 in College Station, Texas
<b>Attempted 20 or more field goals:</b>	South Carolina: Sindarius Thornwell (24), vs. Charlotte Nov. 21, 2014 in Charleston, S.C. Opponent: Michael Frazier II (21), Florida, March 4, 2014 in Columbia, S.C.
<b>Attempted 25 or more field goals:</b>	South Carolina: Devan Downey, 25, at Kentucky, Feb. 25, 2010 in Lexington, Ky. Opponent: Kemmy Burgess (Alaska-Anchorage), 26, Nov. 24, 2005 in Anchorage, Alaska
<b>Dished 10 or more assists:</b>	South Carolina: Devan Downey, 11, vs. LSU, March 13, 2008 in Atlanta, Ga. Opponent: 11, Dee Bost, Mississippi State, Feb. 29, 2012 in Columbia, S.C.
<b>Swiped 5 or more steals:</b>	South Carolina: Sindarius Thornwell, 6 vs. UNC Asheville, Nov. 26, 2014 in Columbia, S.C. Opponent: 5, Allen Payne, Auburn, Feb. 26, 2014 in Auburn, Ala.
<b>Blocked 5 or more shots:</b>	South Carolina: Damontre Harris, 5, vs. Georgia, Feb. 15, 2012 in Columbia, S.C. Opponent: Damian Jones (7), Vanderbilt, Feb. 13, 2014 in Columbia, S.C.
<b>Made 5 or more 3-point field goals:</b>	South Carolina: Duane Notice (5), vs. Clemson Dec. 19, 2014 in Columbia, S.C. Opponent: Andrew Rowsey (6), UNC Asheville, Nov. 26, 2014 in Columbia, S.C.
<b>Attempted 8 or more 3-point field goals:</b>	South Carolina: Duane Notice (9), vs. Clemson Dec. 19, 2014 in Columbia, S.C. Opponent: Austin Loop (10), Marshall, Dec. 1, 2014 in Huntington, W.Va.
<b>Made 10 or more free throws:</b>	South Carolina: Brenton Williams (15), vs. Kentucky, March 1, 2014 in Columbia, S.C. Opponent: Anthony Perez (10), Ole Miss, Jan. 18, 2014 in Columbia, S.C.
<b>Attempted 15 or more free throws:</b>	South Carolina: Brenton Williams (16) vs. Kentucky, March 1, 2014 in Columbia, S.C. Opponent: Shawn Smith (15), Marshall (Dec. 30, 2013) in Columbia, S.C.
<b>Played all 40 minutes of regulation:</b>	South Carolina: Brenton Williams, at Mississippi State, March 8, 2014 in Starkville, Miss. Opponent: Frank Sullivan, Auburn, Jan. 12, 2013 in Columbia, S.C.
<b>A player hit a last-second shot (within 3 seconds) to win a game:</b>	South Carolina: Bruce Ellington vs. Alabama, Jan. 25, 2012 in Columbia, S.C. Opponent: Brian Bryant, Mississippi State, Feb. 29, 2012 in Columbia, S.C.
<b>A player had a double-double:</b>	South Carolina: Sindarius Thornwell (10 points, 10 rebounds), at Marshall Dec. 1, 2014 in Huntington, W.Va. Opponent: Julius Randle (10 points, 15 rebounds), Kentucky, March 1, 2014 in Columbia, S.C.
<b>Two or more players had a double-double:</b>	S. Carolina: Michael Carrera (23 points, 10 rebounds) and Lakeem Jackson (11 points, 11 rebounds) at LSU, Jan. 16, 2013 in Baton Rouge, La. Opponent: Alex Oriakhi (18 points, 11 rebounds), Earnest Ross (21 points, 10 rebounds) Missouri, Jan. 22, 2013 in Columbia, Mo.
<b>A player had a triple-double:</b>	South Carolina: Sam Muldrow (16 points, 14 rebounds, 10 blocks) vs. Vanderbilt, Jan. 8, 2011 in Columbia, S.C. *** Only second triple-double in South Carolina history (Chuck Eidson (25 points, 10 rebounds, 10 assists) vs. SC State, Nov. 29, 2002 in Columbia, S.C. Opponent: Daniel Hackett (Southern California - 22 points, 10 rebounds, 10 assists), Nov. 17, 2007 in Columbia, S.C.
<b>Scored 30 or more points in back-to-back games:</b>	South Carolina: Devan Downey, 30 vs. Kentucky, Jan. 26, 2010 in Columbia, S.C. 33 vs. Georgia, Jan. 30, 2010, in Columbia, S.C.
<b>Scored 25 or more points in back-to-back games:</b>	South Carolina: Devan Downey, 33 vs. Georgia, Jan. 30, 2010, in Columbia, S.C. 26 at Tennessee, Feb. 6, 2010 in Knoxville, Tenn.

## A TEAM...

<b>Scored 100 or more points:</b>	South Carolina: 103 vs. The Citadel, Nov. 12, 2007 in Columbia, S.C. Opponent: 107, Vanderbilt, Feb. 17, 1996 in Nashville, Tenn.
<b>Scored 50 points or less:</b>	South Carolina: 46, vs. Florida, March 4, 2014 in Columbia S.C. Opponent: 44, Clemson, Dec. 19, 2014 in Columbia, S.C.
<b>Scored 50 points in a half:</b>	South Carolina: 52 (2nd half) vs. UNC Asheville Nov. 26, 2014 in Columbia, S.C. Opponent: 52 (2nd half) vs. Georgia Jan. 22, 2014 in Athens, Ga.
<b>Failed to score 25 points in a half:</b>	South Carolina: 20 (2nd half), vs. Florida, March 4, 2014 in Columbia, S.C. Opponent: 16 (1st half), North Carolina A&T, Dec. 30, 2014 in Columbia, S.C.

<b>Collected 50 or more rebounds:</b>	South Carolina: 50, vs. Longwood, Nov. 9, 2013 in Columbia, S.C. Opponent: 52, WKU, Nov. 27, 2010 in Bowling Green, Ky.
<b>Shot 60% or better from the field:</b>	South Carolina: 60.8% (31-51) at Western Carolina, Nov. 18, 2005 in Cullowhee, N.C. Opponent: 69.6% (32-46) Missouri, Feb. 28, 2013 in Columbia, S.C.
<b>Shot 50% or better from the field:</b>	South Carolina: 54.7% (29-53), vs. North Carolina A&T, Dec. 30, 2014 in Columbia, S.C. Opponent: 52.1% (25-48) Auburn, Feb. 26, 2014 in Auburn, Ala.
<b>Shot less than 30% from the field:</b>	South Carolina: 26.3% (15-57), vs. Georgia, Feb. 22, 2014 in Columbia, S.C. Opponent: 28.6% (16-56), Marshall, Dec. 1, 2014 in Huntington, W.Va.
<b>Shot 50% or better from 3-point range (at least 10 attempts):</b>	South Carolina: 73.3% (11-15), vs. Auburn, March 12, Atlanta, Ga. Opponent 51.7% (15-29), UNC Asheville, Nov. 26, 2014 in Columbia, S.C.
<b>Shot 20% or less from 3-point range (at least 10 attempts):</b>	South Carolina: 20.0% (2-10), vs. Iowa State, Jan. 3, 2015 in Brooklyn, N.Y. Opponent: 5.6 % (1-18), Iowa State, Jan. 3, 2015 in Brooklyn, N.Y.
<b>Dished 20 or more assists:</b>	South Carolina: 20, vs. North Carolina A&T, Dec. 30, 2014 in Columbia, S.C. Opponent: 21, Georgia, Jan. 22, 2014 in Athens, Ga.
<b>Made 35 or more shots:</b>	South Carolina: 35 vs. Elon, Nov. 19, 2010 in Columbia, S.C. Opponent: 35, vs. Tennessee, March 5, 2009 in Columbia, S.C.
<b>Attempted 80 or more shots:</b>	South Carolina: 83 vs. WKU Nov. 27, 2010 in Bowling Green, Ky. Opponent: 83, LSU, Feb. 10, 1996 in Columbia, S.C.
<b>Attempted 70 or more shots:</b>	South Carolina: 72, vs. Providence, Dec. 1, 2011 in Columbia, S.C. Opponent: 79, WKU, Nov. 27, 2010 in Bowling Green, Ky.
<b>Made 10 or more 3-pointers:</b>	South Carolina: 11 vs. Auburn, March 12, 2014 in Atlanta, Ga. Opponent: 15, UNC Asheville, Nov. 26, 2014 in Columbia, S.C.
<b>Did not make a 3-pointer:</b>	South Carolina: 0, vs. Milwaukee, Nov. 11, 2012 in Columbia, S.C. Opponent: 0, Miss. State, Jan. 9, 2013 in Starkville, Miss.
<b>Attempted 30 or more 3-pointers:</b>	South Carolina: 31 vs. Alabama, Jan. 25, 2012 in Columbia, S.C. Opponent: 32, North Florida, Nov. 14, 2014 in Columbia, S.C.
<b>Attempted 25 or more 3-pointers:</b>	South Carolina: 27 vs. Rider, Nov. 19, 2012 in Columbia, S.C. Opponent: 29, UNC Asheville, Nov. 26, 2014 in Columbia, S.C.
<b>Made 30 or more free throws:</b>	South Carolina: 30 vs. Arkansas, March 13, 2014 in Atlanta, Ga. Opponent: 33, Kentucky, March 1, 2014 in Columbia, S.C.
<b>Attempted 40 or more free throws:</b>	South Carolina: 41 vs. Arkansas, March 13, 2014 in Atlanta, Ga. Opponent: 42, Kentucky, March 1, 2014 in Columbia, S.C.
<b>Swiped 15 or more steals:</b>	South Carolina: 15 vs. Vanderbilt, Jan. 16, 2010 in Columbia, S.C. Opponent: 17, Florida, March 4, 2014 in Columbia, S.C.
<b>Blocked 12 or more shots:</b>	South Carolina: 12, vs. Vanderbilt, Jan. 8, 2011 in Columbia, S.C. Opponent: 12, Clemson, Nov. 17, 2013 in Clemson, S.C.
<b>Blocked 8 or more shots:</b>	South Carolina: 9, vs. Coker, Dec. 21, 2014 in Columbia, S.C. Opponent: 9, Auburn, March 12, Atlanta, Ga.
<b>Won by 30 or more points:</b>	South Carolina: 37, vs. North Carolina A&T, Dec. 30, 2014 in Columbia, S.C. Opponent: 39, Florida, Jan. 30, 2013 in Gainesville, Fla.
<b>Won by 20 or more points:</b>	South Carolina: 37, vs. North Carolina A&T, Dec. 30, 2014 in Columbia, S.C. Opponent: 26, Florida, March 4, 2014 in Columbia, S.C.
<b>Played a single overtime game:</b>	Win: 82-73 at LSU, Jan. 16, 2013 in Baton Rouge, La. Loss: 62-54 at Georgia, Feb. 23, 2013 in Athens, Ga.
<b>Played a double overtime game:</b>	Win: 87-85 vs. WKU, Nov. 27, 2010 in Bowling Green, Ky. Loss: 98-88 vs. Louisville, Feb. 20, 1988 in Columbia, S.C.
<b>South Carolina played a No. 1 Team in the country:</b>	Win: 68-62 vs. Kentucky, Jan. 26, 2010 in Columbia, S.C. Loss: 72-46 loss vs. Florida, March. 4, 2014 in Columbia, S.C.
<b>South Carolina played a top-5 opponent:</b>	Win: 68-62 vs. No. 1/1 Kentucky, Jan. 26, 2010 in Columbia, S.C. Loss: 75-36 loss to No. 4/4 Florida, Jan. 30, 2013 in Gainesville, Fla.
<b>South Carolina played a top-10 opponent:</b>	Win: 64-60 vs. No. 9/9 Iowa State, Jan. 3, 2015 in Brooklyn, N.Y. Loss: 74-58 at No. 10/11 Florida, Jan. 8, 2014 in Gainesville, Fla.
<b>South Carolina played a top-25 opponent:</b>	Win: 64-60 vs. No. 9/9 Iowa State, Jan. 3, 2015 in Brooklyn, N.Y. Loss: 79-52 at No. 9/11 Oklahoma State, Dec. 6, 2013 in Stillwater, Okla.
<b>South Carolina defeated a ranked opponent:</b>	Home: Win: 72-67 win over No. 17/15 Kentucky, March 1, 2014 in Columbia, S.C. Away: 77-73 at No. 13/19 Vanderbilt, March 6, 2010 in Nashville, Tenn. Neutral: 64-60 vs. No. 9/9 Iowa State, Jan. 3, 2015 in Brooklyn, N.Y. SEC Home: Win: 72-67 win over No. 17/15 Kentucky, March 1, 2014 in Columbia, S.C. SEC Away: 77-73 at No. 13/19 Vanderbilt, March 6, 2010 in Nashville, Tenn. Non-conference away: 85-84 at No. 19/20 Baylor, Jan. 2, 2009 in Waco, Texas
<b>A South Carolina win opened the season:</b>	Home: 81-56, vs. North Florida, Nov. 14, 2014 in Columbia, S.C. Away: 81-63 win at Western Carolina, Nov. 12, 2005 in Cullowhee, N.C. Neutral: 74-61 win vs. Chaminade, Nov. 19, 2001 in Maui, Hawaii (Maui Invite)
<b>South Carolina opened SEC play:</b>	Home: 83-75 win vs. No. 22/24 Vanderbilt, Jan. 8, 2011 in Columbia, S.C. Away: 74-58 loss at No. 10/11 Florida, Jan. 8, 2014 in Gainesville, Fla.



South Carolina Basketball  
 South Carolina Combined Team Statistics (as of Jan 04, 2015)  
 All games

RECORD:	OVERALL	HOME	AWAY	NEUTRAL
ALL GAMES	9-3	6-1	1-0	2-2
CONFERENCE	0-0	0-0	0-0	0-0
NON-CONFERENCE	9-3	6-1	1-0	2-2

##	Player	gp-gs	min	avg	Total		3-Point		F-Throw		Rebounds			pf	dq	a	to	blk	stl	pts	avg				
					fg-fga	fg%	3fg-fga	3fg%	ft-fa	ft%	off	def	tot									avg			
10	NOTICE, Duane	12-12	340	28.3	53-112	.473	19-47	.404	35-44	.795	7	29	36	3.0	22	0	35	22	2	17	160	13.3			
00	THORNWELL, Sindari	12-12	329	27.4	47-125	.376	10-47	.213	34-50	.680	21	50	71	5.9	30	1	22	23	8	22	138	11.5			
14	CHATKEVICIUS, L.	12-7	254	21.2	52-87	.598	4-8	.500	14-19	.737	23	47	70	5.8	21	1	8	24	19	4	122	10.2			
04	JOHNSON, Tyrone	12-12	325	27.1	39-93	.419	7-26	.269	27-35	.771	4	29	33	2.8	21	0	47	19	5	17	112	9.3			
21	HENRY, Demetrius	12-12	241	20.1	36-71	.507	0-2	.000	17-24	.708	19	32	51	4.3	45	3	4	23	14	2	89	7.4			
25	KACINAS, Mindaugas	12-0	257	21.4	28-49	.571	3-8	.375	24-29	.828	35	41	76	6.3	24	1	7	15	7	12	83	6.9			
01	STROMAN, Marcus	12-0	267	22.3	21-49	.429	1-7	.143	18-31	.581	11	37	48	4.0	22	0	52	27	2	10	61	5.1			
20	MCKIE, Justin	10-0	132	13.2	17-41	.415	7-23	.304	11-15	.733	3	19	22	2.2	9	0	5	3	2	6	52	5.2			
24	CARRERA, Michael	9-5	152	16.9	16-40	.400	2-5	.400	12-19	.632	12	25	37	4.1	23	1	3	9	8	2	46	5.1			
35	STEELE, Brian	10-0	65	6.5	4-17	.235	3-13	.231	0-0	.000	0	7	7	0.7	5	0	5	2	0	3	11	1.1			
12	SHEPPARD, Shamiek	2-0	16	8.0	2-6	.333	1-1	1.000	0-0	.000	2	2	4	2.0	2	0	0	1	1	1	5	2.5			
15	THEUS JR., Reggie	9-0	22	2.4	2-4	.500	0-1	.000	0-0	.000	0	1	1	0.1	1	0	0	2	0	3	4	0.4			
Team											18	24	42												3
Total.....		12	2400		317-694	.457	57-188	.303	192-266	.722	155	343	498	41.5	225	7	188	173	68	99	883	73.6			
Opponents.....		12	2400		225-666	.338	74-265	.279	173-251	.689	135	253	388	32.3	239	-	96	192	46	78	697	58.1			

TEAM STATISTICS	SC	OPP	Date	Opponent	Score	Att.
SCORING	883	697	11/14/14	UNF	w 81-56	10473
Points per game	73.6	58.1	! 11/18/14	BAYLOR	L 65-69	13291
Scoring margin	+15.5	-	& 11/20/14	vs Cornell	w 69-45	2517
FIELD GOALS-ATT	317-694	225-666	& 11/21/14	vs Charlotte	L 63-65	2430
Field goal pct	.457	.338	& 11/23/14	vs Akron	L 63-68	1523
3 POINT FG-ATT	57-188	74-265	11/26/14	UNC ASHEVILLE	w 89-75	8330
3-point FG pct	.303	.279	12/1/14	at Marshall	w 77-59	5013
3-pt FG made per game	4.8	6.2	^ 12/6/14	OKLAHOMA STATE	w 75-49	12007
FREE THROWS-ATT	192-266	173-251	12/19/14	CLEMSON	w 68-45	11992
Free throw pct	.722	.689	12/21/14	COKER	w 78-52	8419
F-Throws made per game	16.0	14.4	12/30/14	NORTH CAROLINA A&T	w 91-54	8156
REBOUNDS	498	388	01/03/15	vs Iowa State	w 64-60	3546
Rebounds per game	41.5	32.3				
Rebounding margin	+9.2	-				
ASSISTS	188	96	! - ESPN College Hoops Tip-Off Marathon (Columbia, S.C.)			
Assists per game	15.7	8.0	& - Charleston Classic (Charleston, S.C.)			
TURNOVERS	173	192	^ - SEC/Big 12 Challenge (Columbia, S.C.)			
Turnovers per game	14.4	16.0	* = Conference game			
Turnover margin	+1.6	-				
Assist/turnover ratio	1.1	0.5				
STEALS	99	78				
Steals per game	8.3	6.5				
BLOCKS	68	46				
Blocks per game	5.7	3.8				
ATTENDANCE	72668	15029				
Home games-Avg/Game	7-10381	1-5013				
Neutral site-Avg/Game	-	4-2504				

Score by Periods	1st	2nd	Totals
South Carolina	425	458	883
Opponents	314	383	697





South Carolina Basketball  
 South Carolina Team Game-by-Game Comparison (as of Jan 05, 2015)  
 All games

Opponent	1st	2nd	Score	Mar	Total FG	FG Pct	3-Pointers	3FG Pct	Free Throws	FT Pct	Rebounds	Assist	T/Over	Block	Steal	Fouls
UNF	48/27	33/29	81-56	+25	29-57/18-53	.509/.340	4-11/10-32	.364/.313	19-26/10-16	.731/.625	42/28 +14	19/9	9/15	3/5	7/2	15/22
BAYLOR	27/30	38/39	65-69	(4)	22-54/21-47	.407/.447	5-21/6-18	.238/.333	16-19/21-26	.842/.808	33/29 +4	11/10	10/11	3/1	4/6	21/20
Cornell	35/21	34/24	69-45	+24	22-58/14-52	.379/.269	8-22/5-20	.364/.250	17-21/12-16	.810/.750	44/32 +12	16/6	11/17	5/6	10/6	15/19
Charlotte	36/29	27/36	63-65	(2)	26-61/23-53	.426/.434	3-18/6-17	.167/.353	8-9/13-19	.889/.684	37/32 +5	13/6	17/17	7/5	6/6	21/13
Akron	25/30	38/38	63-68	(5)	25-64/21-50	.391/.420	2-10/4-20	.200/.200	11-20/22-27	.550/.815	45/32 +13	11/6	17/15	2/6	8/6	20/19
UNC ASHEVILLE	37/29	52/46	89-75	+14	31-60/23-63	.517/.365	8-17/15-29	.471/.517	19-26/14-20	.731/.700	39/35 +4	21/12	20/22	10/3	12/11	15/21
Marshall	39/20	38/39	77-59	+18	30-63/16-56	.476/.286	4-20/5-26	.200/.192	13-24/22-34	.542/.647	39/43 (4)	17/9	15/19	3/3	13/6	24/20
OKLAHOMA STATE	32/24	43/25	75-49	+26	26-60/16-65	.433/.246	6-17/5-24	.353/.208	17-22/12-19	.773/.632	49/41 +8	14/7	11/12	8/5	6/4	19/17
CLEMSON	28/30	40/15	68-45	+23	23-50/17-57	.460/.298	7-22/4-18	.318/.222	15-20/7-12	.750/.583	40/31 +9	17/7	12/13	7/5	7/9	14/20
COKER	35/23	43/29	78-52	+26	31-64/18-58	.484/.310	3-11/7-21	.273/.333	13-19/9-14	.684/.643	47/31 +16	21/8	15/19	9/1	11/8	16/21
NORTH CAROLINA A&T	47/16	44/38	91-54	+37	29-53/18-55	.547/.327	5-9/6-22	.556/.273	28-34/12-15	.824/.800	41/20 +21	20/8	16/19	7/2	7/4	17/26
Iowa State	36/35	28/25	64-60	+4	23-50/20-57	.460/.351	2-10/1-18	.200/.056	16-26/19-33	.615/.576	42/34 +8	8/8	20/13	4/4	8/10	28/21

Note: Game totals are displayed in the format TEAM/OPPONENT for each category



South Carolina Basketball  
 South Carolina Category Leaders (as of Jan 05, 2015)  
 All games

Points	G	Pts	Pts/G
NOTICE, Duane	12	160	13.3
THORNWELL, Sindarius	12	138	11.5
CHATKEVICIUS, L.	12	122	10.2
JOHNSON, Tyrone	12	112	9.3
HENRY, Demetrius	12	89	7.4
KACINAS, Mindaugas	12	83	6.9
STROMAN, Marcus	12	61	5.1
MCKIE, Justin	10	52	5.2
CARRERA, Michael	9	46	5.1
STEELE, Brian	10	11	1.1
SHEPPARD, Shamiek	2	5	2.5
THEUS JR., Reggie	9	4	0.4

FG Percentage	FG	Att	Pct
CHATKEVICIUS, L.	52	87	.598
KACINAS, Mindaugas	28	49	.571
HENRY, Demetrius	36	71	.507
THEUS JR., Reggie	2	4	.500
NOTICE, Duane	53	112	.473
STROMAN, Marcus	21	49	.429
JOHNSON, Tyrone	39	93	.419
MCKIE, Justin	17	41	.415
CARRERA, Michael	16	40	.400
THORNWELL, Sindarius	47	125	.376
SHEPPARD, Shamiek	2	6	.333
STEELE, Brian	4	17	.235

3-Point Percentage	3FG	Att	Pct
SHEPPARD, Shamiek	1	1	1.000
CHATKEVICIUS, L.	4	8	.500
NOTICE, Duane	19	47	.404
CARRERA, Michael	2	5	.400
KACINAS, Mindaugas	3	8	.375
MCKIE, Justin	7	23	.304
JOHNSON, Tyrone	7	26	.269
STEELE, Brian	3	13	.231
THORNWELL, Sindarius	10	47	.213
STROMAN, Marcus	1	7	.143
HENRY, Demetrius	0	2	.000
THEUS JR., Reggie	0	1	.000

Free Throw Percent	FG	Att	Pct
KACINAS, Mindaugas	24	29	.828
NOTICE, Duane	35	44	.795
JOHNSON, Tyrone	27	35	.771
CHATKEVICIUS, L.	14	19	.737
MCKIE, Justin	11	15	.733
HENRY, Demetrius	17	24	.708
THORNWELL, Sindarius	34	50	.680
CARRERA, Michael	12	19	.632
STROMAN, Marcus	18	31	.581

Scoring Average	G	Pts	Avg/G
NOTICE, Duane	12	160	13.3
THORNWELL, Sindarius	12	138	11.5
CHATKEVICIUS, L.	12	122	10.2
JOHNSON, Tyrone	12	112	9.3
HENRY, Demetrius	12	89	7.4
KACINAS, Mindaugas	12	83	6.9
MCKIE, Justin	10	52	5.2
CARRERA, Michael	9	46	5.1
STROMAN, Marcus	12	61	5.1
SHEPPARD, Shamiek	2	5	2.5
STEELE, Brian	10	11	1.1
THEUS JR., Reggie	9	4	0.4

Field Goal Attempts	G	Att	Att/G
THORNWELL, Sindarius	12	125	10.4
NOTICE, Duane	12	112	9.3
JOHNSON, Tyrone	12	93	7.8
CHATKEVICIUS, L.	12	87	7.3
HENRY, Demetrius	12	71	5.9

Field Goals Made	G	Made	Made/G
NOTICE, Duane	12	53	4.4
CHATKEVICIUS, L.	12	52	4.3
THORNWELL, Sindarius	12	47	3.9
JOHNSON, Tyrone	12	39	3.3
HENRY, Demetrius	12	36	3.0

3-Point FG Attempts	G	Att	Att/G
THORNWELL, Sindarius	12	47	3.9
NOTICE, Duane	12	47	3.9
JOHNSON, Tyrone	12	26	2.2
MCKIE, Justin	10	23	2.3
STEELE, Brian	10	13	1.3

3-Point FG Made	G	Made	Made/G
NOTICE, Duane	12	19	1.6
THORNWELL, Sindarius	12	10	0.8
MCKIE, Justin	10	7	0.7
JOHNSON, Tyrone	12	7	0.6
CHATKEVICIUS, L.	12	4	0.3

Free Throw Attempts	G	Att	Att/G
THORNWELL, Sindarius	12	50	4.2
NOTICE, Duane	12	44	3.7
JOHNSON, Tyrone	12	35	2.9
STROMAN, Marcus	12	31	2.6
KACINAS, Mindaugas	12	29	2.4

Free Throws Made	G	Made	Made/G
NOTICE, Duane	12	35	2.9
THORNWELL, Sindarius	12	34	2.8
JOHNSON, Tyrone	12	27	2.3
KACINAS, Mindaugas	12	24	2.0
STROMAN, Marcus	12	18	1.5



South Carolina Basketball  
South Carolina Category Leaders (as of Jan 05, 2015)  
All games

Rebounds	G	Reb	Reb/G
KACINAS, Mindaugas	12	76	6.3
THORNWELL, Sindarius	12	71	5.9
CHATKEVICIUS, L.	12	70	5.8
HENRY, Demetrius	12	51	4.3
STROMAN, Marcus	12	48	4.0

Rebound Average	G	Reb	Avg/G
KACINAS, Mindaugas	12	76	6.3
THORNWELL, Sindarius	12	71	5.9
CHATKEVICIUS, L.	12	70	5.8
HENRY, Demetrius	12	51	4.3
CARRERA, Michael	9	37	4.1

Offensive Rebounds	G	No.	Avg/G
KACINAS, Mindaugas	12	35	2.9
CHATKEVICIUS, L.	12	23	1.9
THORNWELL, Sindarius	12	21	1.8
HENRY, Demetrius	12	19	1.6
CARRERA, Michael	9	12	1.3

Defensive Rebounds	G	No.	Avg/G
THORNWELL, Sindarius	12	50	4.2
CHATKEVICIUS, L.	12	47	3.9
KACINAS, Mindaugas	12	41	3.4
STROMAN, Marcus	12	37	3.1
HENRY, Demetrius	12	32	2.7

Fouls	G	No.	Per/G
HENRY, Demetrius	12	45	3.8
THORNWELL, Sindarius	12	30	2.5
KACINAS, Mindaugas	12	24	2.0
CARRERA, Michael	9	23	2.6
STROMAN, Marcus	12	22	1.8
NOTICE, Duane	12	22	1.8

Foulsouts	G	No.
HENRY, Demetrius	12	3
KACINAS, Mindaugas	12	1
THORNWELL, Sindarius	12	1
CARRERA, Michael	9	1
CHATKEVICIUS, L.	12	1

Assists	G	No.	Ast/G
STROMAN, Marcus	12	52	4.3
JOHNSON, Tyrone	12	47	3.9
NOTICE, Duane	12	35	2.9
THORNWELL, Sindarius	12	22	1.8
CHATKEVICIUS, L.	12	8	0.7

Steals	G	No.	Stl/G
THORNWELL, Sindarius	12	22	1.8
JOHNSON, Tyrone	12	17	1.4
NOTICE, Duane	12	17	1.4
KACINAS, Mindaugas	12	12	1.0
STROMAN, Marcus	12	10	0.8

Blocked Shots	G	No.	Blk/G
CHATKEVICIUS, L.	12	19	1.6
HENRY, Demetrius	12	14	1.2
CARRERA, Michael	9	8	0.9
THORNWELL, Sindarius	12	8	0.7
KACINAS, Mindaugas	12	7	0.6

Minutes	G	No.	Min/G
NOTICE, Duane	12	340	28.3
THORNWELL, Sindarius	12	329	27.4
JOHNSON, Tyrone	12	325	27.1
STROMAN, Marcus	12	267	22.3
KACINAS, Mindaugas	12	257	21.4

Turnovers	G	No.	TO/G
STROMAN, Marcus	12	27	2.3
CHATKEVICIUS, L.	12	24	2.0
THORNWELL, Sindarius	12	23	1.9
HENRY, Demetrius	12	23	1.9
NOTICE, Duane	12	22	1.8



South Carolina Basketball  
South Carolina Team High/Low Analysis (as of Jan 05, 2015)  
All games

South Carolina - TEAM GAME HIGHS

POINTS	91	NORTH CAROLINA A&T (12/30/14)
	89	UNC ASHEVILLE (11/26/14)
	81	UNF (11/14/14)
	78	COKER (12/21/14)
	77	at Marshall (12/1/14)
FIELD GOALS MADE	31	COKER (12/21/14)
	31	UNC ASHEVILLE (11/26/14)
FIELD GOAL ATTEMPTS	64	COKER (12/21/14)
	64	vs Akron (11/23/14)
FIELD GOAL PERCENTAGE	.547 (29-53)	NORTH CAROLINA A&T (12/30/14)
	.517 (31-60)	UNC ASHEVILLE (11/26/14)
3 PT FIELD GOALS MADE	8	UNC ASHEVILLE (11/26/14)
	8	vs Cornell (11/20/14)
3 PT FG ATTEMPTS	22	CLEMSON (12/19/14)
	22	vs Cornell (11/20/14)
3 PT FG PERCENTAGE	.556 (5-9)	NORTH CAROLINA A&T (12/30/14)
	.471 (8-17)	UNC ASHEVILLE (11/26/14)
FREE THROWS MADE	28	NORTH CAROLINA A&T (12/30/14)
	19	UNC ASHEVILLE (11/26/14)
	19	UNF (11/14/14)
FREE THROW ATTEMPTS	34	NORTH CAROLINA A&T (12/30/14)
	26	vs Iowa State (01/03/15)
	26	UNC ASHEVILLE (11/26/14)
	26	UNF (11/14/14)
FREE THROW PERCENTAGE	.889 (8-9)	vs Charlotte (11/21/14)
	.842 (16-19)	BAYLOR (11/18/14)
REBOUNDS	49	OKLAHOMA STATE (12/6/14)
	47	COKER (12/21/14)
ASSISTS	21	COKER (12/21/14)
	21	UNC ASHEVILLE (11/26/14)
STEALS	13	at Marshall (12/1/14)
	12	UNC ASHEVILLE (11/26/14)
BLOCKED SHOTS	10	UNC ASHEVILLE (11/26/14)
	9	COKER (12/21/14)
TURNOVERS	20	vs Iowa State (01/03/15)
	20	UNC ASHEVILLE (11/26/14)
FOULS	28	vs Iowa State (01/03/15)
	24	at Marshall (12/1/14)





South Carolina Basketball  
South Carolina High/Low Analysis (as of Jan 05, 2015)  
All games

Opponent - GAME HIGHS

POINTS	75	UNC ASHEVILLE (11/26/14)
	69	BAYLOR (11/18/14)
	68	vs Akron (11/23/14)
	65	vs Charlotte (11/21/14)
	60	vs Iowa State (01/03/15)
FIELD GOALS MADE	23	UNC ASHEVILLE (11/26/14)
	23	vs Charlotte (11/21/14)
FIELD GOAL ATTEMPTS	65	OKLAHOMA STATE (12/6/14)
	63	UNC ASHEVILLE (11/26/14)
FIELD GOAL PERCENTAGE	.447 (21-47)	BAYLOR (11/18/14)
	.434 (23-53)	vs Charlotte (11/21/14)
3 PT FIELD GOALS MADE	15	UNC ASHEVILLE (11/26/14)
	10	UNF (11/14/14)
3 PT FG ATTEMPTS	32	UNF (11/14/14)
	29	UNC ASHEVILLE (11/26/14)
3 PT FG PERCENTAGE	.517 (15-29)	UNC ASHEVILLE (11/26/14)
	.353 (6-17)	vs Charlotte (11/21/14)
FREE THROWS MADE	22	at Marshall (12/1/14)
	22	vs Akron (11/23/14)
FREE THROW ATTEMPTS	34	at Marshall (12/1/14)
	33	vs Iowa State (01/03/15)
FREE THROW PERCENTAGE	.815 (22-27)	vs Akron (11/23/14)
	.808 (21-26)	BAYLOR (11/18/14)
REBOUNDS	43	at Marshall (12/1/14)
	41	OKLAHOMA STATE (12/6/14)
ASSISTS	12	UNC ASHEVILLE (11/26/14)
	10	BAYLOR (11/18/14)
STEALS	11	UNC ASHEVILLE (11/26/14)
	10	vs Iowa State (01/03/15)
BLOCKED SHOTS	6	vs Akron (11/23/14)
	6	vs Cornell (11/20/14)
TURNOVERS	22	UNC ASHEVILLE (11/26/14)
	19	NORTH CAROLINA A&T (12/30/14)
	19	COKER (12/21/14)
	19	at Marshall (12/1/14)
FOULS	26	NORTH CAROLINA A&T (12/30/14)
	22	UNF (11/14/14)



South Carolina Basketball  
 South Carolina High/Low Analysis (as of Jan 05, 2015)  
 All games

South Carolina - GAME LOWS

POINTS	63		vs Charlotte (11/21/14)
	63		vs Akron (11/23/14)
	64		vs Iowa State (01/03/15)
	65		BAYLOR (11/18/14)
	68		CLEMSON (12/19/14)
FIELD GOALS MADE	22		BAYLOR (11/18/14)
	22		vs Cornell (11/20/14)
FIELD GOAL ATTEMPTS	50		CLEMSON (12/19/14)
	50		vs Iowa State (01/03/15)
FIELD GOAL PERCENTAGE	.379	(22-58)	vs Cornell (11/20/14)
	.391	(25-64)	vs Akron (11/23/14)
3 PT FIELD GOALS MADE	2		vs Akron (11/23/14)
	2		vs Iowa State (01/03/15)
3 PT FG ATTEMPTS	9		NORTH CAROLINA A&T (12/30/14)
	10		vs Akron (11/23/14)
	10		vs Iowa State (01/03/15)
3 PT FG PERCENTAGE	.167	(3-18)	vs Charlotte (11/21/14)
	.200	(2-10)	vs Akron (11/23/14)
	.200	(2-10)	vs Iowa State (01/03/15)
	.200	(4-20)	at Marshall (12/1/14)
FREE THROWS MADE	8		vs Charlotte (11/21/14)
	11		vs Akron (11/23/14)
FREE THROW ATTEMPTS	9		vs Charlotte (11/21/14)
	19		BAYLOR (11/18/14)
	19		COKER (12/21/14)
FREE THROW PERCENTAGE	.542	(13-24)	at Marshall (12/1/14)
	.550	(11-20)	vs Akron (11/23/14)
REBOUNDS	33		BAYLOR (11/18/14)
	37		vs Charlotte (11/21/14)
ASSISTS	8		vs Iowa State (01/03/15)
	11		BAYLOR (11/18/14)
	11		vs Akron (11/23/14)
STEALS	4		BAYLOR (11/18/14)
	6		vs Charlotte (11/21/14)
	6		OKLAHOMA STATE (12/6/14)
BLOCKED SHOTS	2		vs Akron (11/23/14)
	3		UNF (11/14/14)
	3		BAYLOR (11/18/14)
	3		at Marshall (12/1/14)
TURNOVERS	9		UNF (11/14/14)
	10		BAYLOR (11/18/14)
FOULS	14		CLEMSON (12/19/14)
	15		UNF (11/14/14)
	15		vs Cornell (11/20/14)
	15		UNC ASHEVILLE (11/26/14)



South Carolina Basketball  
 South Carolina High/Low Analysis (as of Jan 05, 2015)  
 All games

Opponent - GAME LOWS

POINTS	45		vs Cornell (11/20/14)
	45		CLEMSON (12/19/14)
	49		OKLAHOMA STATE (12/6/14)
	52		COKER (12/21/14)
	54		NORTH CAROLINA A&T (12/30/14)
FIELD GOALS MADE	14		vs Cornell (11/20/14)
	16		at Marshall (12/1/14)
	16		OKLAHOMA STATE (12/6/14)
FIELD GOAL ATTEMPTS	47		BAYLOR (11/18/14)
	50		vs Akron (11/23/14)
FIELD GOAL PERCENTAGE	.246	(16-65)	OKLAHOMA STATE (12/6/14)
	.269	(14-52)	vs Cornell (11/20/14)
3 PT FIELD GOALS MADE	1		vs Iowa State (01/03/15)
	4		vs Akron (11/23/14)
	4		CLEMSON (12/19/14)
3 PT FG ATTEMPTS	17		vs Charlotte (11/21/14)
	18		BAYLOR (11/18/14)
	18		CLEMSON (12/19/14)
	18		vs Iowa State (01/03/15)
3 PT FG PERCENTAGE	.056	(1-18)	vs Iowa State (01/03/15)
	.192	(5-26)	at Marshall (12/1/14)
FREE THROWS MADE	7		CLEMSON (12/19/14)
	9		COKER (12/21/14)
FREE THROW ATTEMPTS	12		CLEMSON (12/19/14)
	14		COKER (12/21/14)
FREE THROW PERCENTAGE	.576	(19-33)	vs Iowa State (01/03/15)
	.583	(7-12)	CLEMSON (12/19/14)
REBOUNDS	20		NORTH CAROLINA A&T (12/30/14)
	28		UNF (11/14/14)
ASSISTS	6		vs Cornell (11/20/14)
	6		vs Charlotte (11/21/14)
	6		vs Akron (11/23/14)
STEALS	2		UNF (11/14/14)
	4		OKLAHOMA STATE (12/6/14)
	4		NORTH CAROLINA A&T (12/30/14)
BLOCKED SHOTS	1		BAYLOR (11/18/14)
	1		COKER (12/21/14)
TURNOVERS	11		BAYLOR (11/18/14)
	12		OKLAHOMA STATE (12/6/14)
FOULS	13		vs Charlotte (11/21/14)
	17		OKLAHOMA STATE (12/6/14)



South Carolina Basketball  
South Carolina Player High/Low Analysis (as of Jan 05, 2015)  
All games

South Carolina - I N D I V I D U A L G A M E H I G H S

Points	27		NOTICE, Duane at Marshall (12/1/14)
	21		JOHNSON, Tyrone vs Baylor (11/18/14)
	20		NOTICE, Duane vs Oklahoma State (12/6/14)
	20		THORNWELL, Sindarius vs Charlotte (11/21/14)
	19		NOTICE, Duane vs Coker (12/21/14)
	19		NOTICE, Duane vs Clemson (12/19/14)
Field Goals Made	10		NOTICE, Duane at Marshall (12/1/14)
	9		JOHNSON, Tyrone vs Baylor (11/18/14)
Field Goal Att.	24		THORNWELL, Sindarius vs Charlotte (11/21/14)
	18		NOTICE, Duane at Marshall (12/1/14)
FG Pct (min 5 made)	1.000	(5-5)	KACINAS, Mindaugas vs North Carolina A&T (12/30/14)
	1.000	(5-5)	KACINAS, Mindaugas vs Charlotte (11/21/14)
3-Point FG Made	5		NOTICE, Duane vs Clemson (12/19/14)
	3		NOTICE, Duane vs Oklahoma State (12/6/14)
	3		THORNWELL, Sindarius vs Cornell (11/20/14)
	3		JOHNSON, Tyrone vs Baylor (11/18/14)
3-Point FG Att.	10		THORNWELL, Sindarius vs Charlotte (11/21/14)
	9		NOTICE, Duane vs Clemson (12/19/14)
	9		JOHNSON, Tyrone vs Baylor (11/18/14)
3-Pt FG Pct (min 2 made)	1.000	(2-2)	CHATKEVICIUS, L. vs UNC Asheville (11/26/14)
	1.000	(2-2)	MCKIE, Justin vs Cornell (11/20/14)
Free Throws Made	7		THORNWELL, Sindarius vs Oklahoma State (12/6/14)
	6		KACINAS, Mindaugas vs North Carolina A&T (12/30/14)
Free Throw Att.	9		NOTICE, Duane vs Iowa State (01/03/15)
	9		THORNWELL, Sindarius vs Oklahoma State (12/6/14)
FT Pct (min 3 made)	1.000	(6-6)	KACINAS, Mindaugas vs North Carolina A&T (12/30/14)
	1.000	(5-5)	NOTICE, Duane vs North Carolina A&T (12/30/14)
	1.000	(5-5)	NOTICE, Duane at Marshall (12/1/14)
	1.000	(4-4)	THORNWELL, Sindarius vs North Carolina A&T (12/30/14)
	1.000	(4-4)	JOHNSON, Tyrone vs North Carolina A&T (12/30/14)
	1.000	(4-4)	THORNWELL, Sindarius vs Akron (11/23/14)
	1.000	(4-4)	KACINAS, Mindaugas vs Cornell (11/20/14)
	1.000	(4-4)	CARRERA, Michael vs Baylor (11/18/14)
	1.000	(3-3)	JOHNSON, Tyrone vs Oklahoma State (12/6/14)
	1.000	(3-3)	NOTICE, Duane vs Oklahoma State (12/6/14)
	1.000	(3-3)	STROMAN, Marcus vs UNC Asheville (11/26/14)
Rebounds	13		CHATKEVICIUS, L. vs UNC Asheville (11/26/14)
	12		KACINAS, Mindaugas vs Oklahoma State (12/6/14)
Assists	9		JOHNSON, Tyrone vs Clemson (12/19/14)
	8		STROMAN, Marcus vs Coker (12/21/14)
Steals	6		THORNWELL, Sindarius vs UNC Asheville (11/26/14)
	4		KACINAS, Mindaugas at Marshall (12/1/14)
	4		JOHNSON, Tyrone vs Akron (11/23/14)
Blocked Shots	3		HENRY, Demetrius vs Coker (12/21/14)
	3		CHATKEVICIUS, L. vs Clemson (12/19/14)
	3		CHATKEVICIUS, L. vs Oklahoma State (12/6/14)
	3		HENRY, Demetrius vs UNC Asheville (11/26/14)
	3		CHATKEVICIUS, L. vs UNC Asheville (11/26/14)
	3		CHATKEVICIUS, L. vs Charlotte (11/21/14)
Turnovers	7		THORNWELL, Sindarius vs Charlotte (11/21/14)
	5		STROMAN, Marcus at Marshall (12/1/14)
	5		STROMAN, Marcus vs UNC Asheville (11/26/14)
Fouls	5		CHATKEVICIUS, L. vs Iowa State (01/03/15)



	5	KACINAS, Mindaugas vs Iowa State (01/03/15)
	5	HENRY, Demetrius vs Iowa State (01/03/15)
	5	HENRY, Demetrius at Marshall (12/1/14)
	5	CARRERA, Michael vs Baylor (11/18/14)
	5	THORNWELL, Sindarius vs Baylor (11/18/14)
	5	HENRY, Demetrius vs UNF (11/14/14)
Minutes	37	NOTICE, Duane vs Iowa State (01/03/15)
	37	JOHNSON, Tyrone vs Baylor (11/18/14)



South Carolina Basketball  
South Carolina Opponent High/Low Analysis (as of Jan 05, 2015)  
All games

OPPONENT INDIVIDUAL GAME HIGHS

Points	30	ROWSEY, Andrew vs UNC Asheville (11/26/14)
	21	MOORE, Dallas vs UNF (11/14/14)
	20	Chery, Kenny vs Baylor (11/18/14)
	17	Motley, Johnathan vs Baylor (11/18/14)
	16	ROBOTHAM, Noah vs Akron (11/23/14)
Field Goals Made	10	ROWSEY, Andrew vs UNC Asheville (11/26/14)
	7	MOORE, Dallas vs UNF (11/14/14)
Field Goal Att.	18	ROWSEY, Andrew vs UNC Asheville (11/26/14)
	16	Chery, Kenny vs Baylor (11/18/14)
FG Pct (min 5 made)	.667 (6-9)	Motley, Johnathan vs Baylor (11/18/14)
	.556 (10-18)	ROWSEY, Andrew vs UNC Asheville (11/26/14)
	.556 (5-9)	CLAYTON, Willie vs Charlotte (11/21/14)
3-Point FG Made	6	ROWSEY, Andrew vs UNC Asheville (11/26/14)
	5	ROBERTSON, David vs UNC Asheville (11/26/14)
3-Point FG Att.	12	ROWSEY, Andrew vs UNC Asheville (11/26/14)
	10	Forte, Phil vs Oklahoma State (12/6/14)
	10	LOOP, Austin at Marshall (12/1/14)
3-Pt FG Pct (min 2 made)	1.000 (3-3)	Fallas, JoJo vs Cornell (11/20/14)
	1.000 (2-2)	KEYES, Denzel vs North Carolina A&T (12/30/14)
	1.000 (2-2)	Newberry, Jeff vs Oklahoma State (12/6/14)
	1.000 (2-2)	UBARU, Kem vs UNC Asheville (11/26/14)
Free Throws Made	7	Hogue, Dustin vs Iowa State (01/03/15)
	7	McKay, Jameel vs Iowa State (01/03/15)
Free Throw Att.	13	Hogue, Dustin vs Iowa State (01/03/15)
	10	McKay, Jameel vs Iowa State (01/03/15)
FT Pct (min 3 made)	1.000 (6-6)	IBITAYO, Deji vs Akron (11/23/14)
	1.000 (6-6)	CHEATHAM, Jr., Kwan vs Akron (11/23/14)
	1.000 (5-5)	Miller, Shonn vs Cornell (11/20/14)
	1.000 (5-5)	Motley, Johnathan vs Baylor (11/18/14)
	1.000 (4-4)	ROPER, Jordan vs Clemson (12/19/14)
	1.000 (4-4)	LOOP, Austin at Marshall (12/1/14)
	1.000 (4-4)	MOORE, Dallas vs UNF (11/14/14)
	1.000 (3-3)	Jalen Watson vs Coker (12/21/14)
	1.000 (3-3)	BLOSSOMGAME, Jaron vs Clemson (12/19/14)
Rebounds	15	Trey James vs Coker (12/21/14)
	11	JOHNSON, Jay at Marshall (12/1/14)
Assists	7	O'Neale, Royce vs Baylor (11/18/14)
	3	Niang, Georges vs Iowa State (01/03/15)
	3	HAMILTON, Amari vs North Carolina A&T (12/30/14)
	3	ABDULLAH, Ahmad vs North Carolina A&T (12/30/14)
	3	HALL, Rod vs Clemson (12/19/14)
	3	Hickey, Anthony vs Oklahoma State (12/6/14)
	3	NIKOLIC, Aleksa at Marshall (12/1/14)
	3	VANNATTA, Kevin vs UNC Asheville (11/26/14)
	3	ROBERTSON, David vs UNC Asheville (11/26/14)
	3	MACKEY, Trent vs UNF (11/14/14)
Steals	4	ROWSEY, Andrew vs UNC Asheville (11/26/14)
	3	McKay, Jameel vs Iowa State (01/03/15)
	3	ROPER, Jordan vs Clemson (12/19/14)
	3	Hickey, Anthony vs Oklahoma State (12/6/14)
	3	TAYLOR, Ryan at Marshall (12/1/14)
	3	HENRY, Pierria vs Charlotte (11/21/14)
	3	Chery, Kenny vs Baylor (11/18/14)

Blocked Shots	3	CHEATHAM, Jr., Kwan vs Akron (11/23/14)
	3	THORNE JR., Mike vs Charlotte (11/21/14)
Turnovers	8	HENRY, Pierria vs Charlotte (11/21/14)
	7	Cherry, Devin vs Cornell (11/20/14)
Fouls	5	DOBY, Khary vs North Carolina A&T (12/30/14)
	5	BURROUGH, Steven vs North Carolina A&T (12/30/14)
	5	DJITTE, Sidy vs Clemson (12/19/14)
	5	TAYLOR, Ryan at Marshall (12/1/14)
	5	Miller, Shonn vs Cornell (11/20/14)
	5	DAVENPORT, Chris vs UNF (11/14/14)
	5	DANIELS, Demarcus vs UNF (11/14/14)
	5	BEECH, Beau vs UNF (11/14/14)