



SOUTH CAROLINA BASKETBALL

MBB CONTACT: EMILY MILES // EFEENEY@MAILBOX.SC.EDU // 803-777-7743 // @EMILYFEENEYSID

2015-16 SCHEDULE

OVERALL: 12-0 | SEC: 0-0

NOVEMBER

8	Allen +	W, 71-43
14	Norfolk State %	W, 84-69
16	Oral Roberts	W, 84-66
20	vs. DePaul!	W, 76-61
21/22	vs. Hofstra!	W, 94-84
23	vs. Tulsa!	W, 83-75
27	Lipscomb	W, 92-76
30	Western Carolina	W, 76-53

DECEMBER

5	USF	W, 81-63
15	Drexel	W, 79-54
18	at Clemson ^	W, 65-59
22	vs. St. John's &	W, 75-61
30	Francis Marion	W, 78-56

JANUARY

2	Memphis	6 p.m./ESPNU
5	at Auburn*	7 p.m./ SECN
9	Vanderbilt*	3 p.m./ESPNU
13	at Alabama*	9 p.m./ SECN
16	Missouri*	1 p.m./ SECN
19	at Ole Miss*	7 p.m./ SECN
23	at Tennessee*	Noon/ SECN
26	Mississippi State*	7 p.m./ SECN
30	Alabama*	6 p.m./ SECN

FEBRUARY

2	at Georgia*	7 p.m./ESPN/U/SECN
6	at Texas A&M*	4 p.m./ESPNU
10	LSU*	7 p.m./ESPN2
13	Kentucky*	Noon/ESPN/2
16	at Missouri*	7 p.m./ SECN
20	Florida*	Noon/ SECN
24	Tennessee*	9 p.m./ SECN
27	at Mississippi State*	2:30/ SECN

MARCH

3	Georgia*	7 p.m./ESPN/2
5	at Arkansas*	5 p.m./SECN
9-13	SEC Tournament (Nashville)	TBD

All home games in **bold** | All times listed Eastern
 * indicates SEC contest | + indicates exhibition |
SECN+ - SEC Network + | **SECN** - SEC Network
 | **CBSSN** - CBS Sports Network | % - Paradise Jam
 (Columbia, S.C.) | ! - Paradise Jam (St. Thomas,
 USVI) | & - Hall of Fame Shootout (Uncasville,
 Conn.) | ^ - game played at Bon Secours Arena



SOCIAL HUB

@GAMECOCKMBB // #GAMECOCKS
 FACEBOOK.COM/GAMECOCKMBB

(24/20) SOUTH CAROLINA (12-0) VS. MEMPHIS (9-3)

SAT., JAN. 2 • COLONIAL LIFE ARENA (18,000) • COLUMBIA, S.C. • 6 P.M. ET • ESPNU



GAMECOCKS



TIGERS

VS.

Head Coach: Frank Martin (FIU, '93)
Record At Carolina: 57-54 (4th season)
Career Record: 174-108 (9th season)
Record vs. Memphis: 0-0

Top scorer: Kacinas (12.3)
Top rebounder: Kacinas (5.8)
Top assist maker: Thornwell (3.8)
Media Relations: Emily Miles
Twitter: @GamecockMBB

Head Coach: Josh Pastner
 (Arizona, '00)
Record At Memphis: 157-61 (7th season)
Career Record: Same

Record vs. S. Carolina: 0-0
Top scorer: Lawson (15.5)
Top rebounder: Lawson (9.5)
Top assist maker: Tarrant Jr. (3.8)
Media Relations: Bill Salyer
Twitter: @Memphis_MBB

GAME 13

Broadcast: ESPNU
Play-By-Play: Roy Philpott
Analyst: Brooke Weisbrod

Radio: Gamecock Radio Network
Play-By-Play: Andy Demetra
Analyst: Casey Manning
Sirius: 134; **XM:** 191

Watch: WatchESPN
Live Stats: GamecocksOnline.com
Tickets: GamecocksOnline.com
 - or - arena box office

Series: Memphis leads 18-5
Last Meeting: 59-43 Memphis win,
 March 19, 2004, in
 Kansas City, Mo.
Columbia Series: Series tied, 4-4

PROBABLE STARTERS

SOUTH CAROLINA	HT.	WT.	YR.	HOMETOWN	PPG	RPG	MPG
G - #15 PJ Dozier	6-6	200	Fr.	Columbia, S.C.	8.2	3.8	20.7
G - #0 Sindarius Thornwell	6-5	215	Jr.	Lancaster, S.C.	10.8	5.2	29.3
F - #25 Mindaugas Kacinas	6-7	229	Sr.	Klaipeda, Lithuania	12.3	5.8	28.8
F - #24 Michael Carrera	6-5	214	Sr.	Anzoategui, Venezuela	12.1	5.7	24.6
F - #14 Laimonas Chatkevicius	6-11	245	Sr.	Klaipeda, Lithuania	11.0	4.1	21.7
MEMPHIS	HT.	WT.	YR.	HOMETOWN	PPG	RPG	MPG
G - #10 Jeremiah Martin	6-2	179	Fr.	Memphis, Tenn.	2.2	1.3	14.0
G - #20 Ricky Tarrant Jr.	6-2	184	Sr.	Birmingham, Ala.	13.7	2.8	31.7
G/F - #0 Trahson Burrell	6-7	187	Sr.	Albany, N.Y.	10.4	7.3	22.8
G/F - #14 KJ Lawson	6-7	204	Fr.	Memphis, Tenn.	9.7	3.8	19.8
G/F - #42 Jake McDowell	6-5	210	Jr.	Memphis, Tenn.	0.8	0.5	5.9

TODAY'S GAME

Nationally-ranked South Carolina welcomes former Metro Conference foe, Memphis, to Colonial Life Arena on Saturday, in its final regular-season non-conference matchup. The Tigers own an 18-5 upperhand in the all-time series, and the meeting is the first between the two schools since the 2004 NCAA Tournament.
















GAME STORYLINES

- South Carolina is in its 108th season of varsity basketball in 2015-16.
- Carolina is led by fourth-year head coach Frank Martin. Alongside him are associate head coach Matt Figger, assistant coaches Perry Clark and Lamont Evans and director of men's hoops operations, Andy Assaley.
- South Carolina enters Saturday's contest ranked No. 24 in the Associated Press Top 25 Poll, and Carolina moved up three spots from last week to No. 20 in the USA Today/Coaches Top 25 Poll. Carolina remains the only undefeated team in the SEC and one of just three unbeaten teams nationally (games through Dec. 31).
- Behind a season high 13 points from rookie forward Chris Silva, the Gamecocks kept their unbeaten streak alive with a 78-56 win vs. visiting Francis Marion at Colonial Life Arena on Dec. 30. Fellow freshman Eric Cobb would pull down a team high seven rebounds, and rookie point guard PJ Dozier collected a season high five steals. The Gamecocks out-rebounded the Patriots 47-42 and scored 29 points off of 22 FMU turnovers.
- Following Saturday's final non-conference matchup of the regular season, the Gamecocks open SEC play at Auburn on Tuesday evening. The Gamecocks are 8-16 all-time in SEC openers. Carolina's last road victory in an SEC opener came in a win at Auburn on Jan. 9, 2010.



SOUTH CAROLINA GAMECOCKS

OVERALL: 12-0; SEC: 0-0; HOME: 7-0; AWAY: 1-0; NEUTRAL: 4-0

0		SINDARIUS THORNWELL - Jr. - G - 6-5 - 215 - Lancaster, S.C. MIN PTS RBS AST FG% 3FG% FT% 29.3 10.8 5.2 3.8 33.6 28.3 79.6	- Paradise Jam Tournament MPV; avgd. 13.3 points, 7.4 rebs, 3.7 apg. at Jam - Eight points and team high 9 rebounds vs. Clemson, dunk in 1st half was ESPN SportsCenter #1 Play of the Day/team leader with 3.8 assists per game - Four assists and a pair of steals vs. Francis Marion - Last 5 games, 10.6 points, 4.0 rebounds, 3.4 assists per game
1		MARCUS STROMAN - So. - G - 6-2 - 185 - Columbia, S.C. MIN PTS RBS AST FG% 3FG% FT% 16.0 2.1 2.3 1.6 26.3 40.0 68.8	- Two assists and one steal vs. Hofstra - DNP vs. Lipscomb due to an outside left quad strain - Returned vs. Western Carolina, three assists and career high four steals - Team high three assists vs. USF
2		RAYMOND DOBY - Fr. - F - 6-6 - 233 - Cahokia, Ill. MIN PTS RBS BLK FG% 3FG% FT% 3.0 1.3 0.8 0.1 33.3 0.0 50.0	- Played his senior season at Montrose Christian School and spent a post-grad year at St. John's Northwestern Military Academy in Wisconsin - DNP vs. USF due to back spasms - Scored first-career points with eight and four rebounds in win vs. Francis Marion
4		JAMALL GREGORY - Fr. - G - 6-2 - 202 - Washington, D.C. MIN PTS RBS AST FG% 3FG% FT% 4.7 1.5 1.0 0.7 37.5 25.0 50.0	- An extremely athletic and explosive athlete - Collected a rebound, three assists and a steal in exhibition vs. Allen - In seven minutes vs. WCU, scored two points and collected two rebounds - Season high 14 minutes vs. Francis Marion, scored six points, with 3 assists
5		TEMARCUS BLANTON - R-Fr. - G - 6-5 - 2015 - Locust Grove, Ga. MIN PTS RBS AST FG% 3FG% FT% 4.1 1.4 0.7 0.3 28.6 50.0 1.000	- Suffered a hip injury that required surgery during the 2014-15 preseason and missed the entire campaign - Scored first points as a Gamecock with two at the foul line vs. USF - Hit a pair of 3s on back-to-back possessions in final minutes of Drexel contest
10		DUANE NOTICE - Jr. - G - 6-2 - 218 - Woodbridge, Ontario MIN PTS RBS AST FG% 3FG% FT% 22.3 12.0 1.8 1.7 41.8 45.1 76.3	- 15 points, hitting 6-of-8 from the field with two 3s vs. USF - 10 points, including three 3s, in win vs. Clemson - Matchup MVP vs. St. John's, 20 points, 7-of-10 from the field, two steals - 10 points in win vs. Francis Marion - Last 5 games, 12.0 points, 48.8% FG%, 43.5% 3-PT FG%
14		LAIMONAS CHATKEVICIUS - St. - F - 6-11 - 245 - Klaipeda, Lithuania MIN PTS RBS BLK FG% 3FG% FT% 21.7 11.0 4.1 1.2 57.6 50.0 65.6	- Led team with 17 points, pulling down three rebounds in Paradise Jam Champ - Nine points, three blocks and three rebounds in win vs. Drexel - 11 points, five rebounds and a pair of steals in win vs. St. John's - Last 5 games, 5.6 points, 3.6 rebounds per game
15		PJ DOZIER - Fr. - G - 6-6 - 200 - Columbia, S.C. MIN PTS RBS AST FG% 3FG% FT% 20.7 8.2 3.8 2.0 40.7 35.0 53.1	- Season high 16 points vs. Drexel/hit 10-16 from the FT line, also three assists - 13-point, 6-rebound effort vs. Clemson and six points in win vs. St. John's - Last 5 games, 10.6 points, 3.0 rebounds and 1.6 assists per game
20		JUSTIN MCKIE - Jr. - G - 6-4 - 197 - Columbia, S.C. MIN PTS RBS AST FG% 3FG% FT% 8.2 1.8 1.0 1.1 28.0 18.2 66.7	- Three points and three assists in exhibition vs. Allen - Solid in win vs. Lipscomb, posting six points, and dishing a career high five assists with one steal in 19 minutes - 12 assists against one turnover this season
21		JOHN RAGIN - Fr. - G - 6-2 - 177 - Eastover, S.C. MIN PTS RBS AST FG% 3FG% FT% 2.0 0.7 0.3 0.0 33.3 0.0 0.0	- Averaged 13 points during senior season at Cardinal Newman High School - Earned all-state, all-region and all-conference honors during prep career - Saw action vs. Western Carolina, collecting one rebound - Scored first-career points vs. Francis Marion
23		ERIC COBB - Fr. - F - 6-9 - 296 - Jacksonville, Fla. MIN PTS RBS BLK FG% 3FG% FT% 9.1 1.8 2.7 0.2 68.8 0.0 0.0	- Starred in exhibition vs. Allen with game best 14 rebounds and 8 points in 23 min. - Four rebounds and a block in win vs. Drexel - Four points and five rebounds, playing very well vs. Clemson - Season high seven rebounds in win vs. Francis Marion, also two assists
24		MICHAEL CARRERA - Sr. - F - 6-5 - 214 - Anzoátegui, Venezuela MIN PTS RBS AST FG% 3FG% FT% 24.6 12.1 5.7 1.7 52.1 55.9 82.4	- Season high 19 points vs. USF, most points scored in a game since freshman season - 14 points, including two free throws in final seconds to clinch win vs. Clemson - 16 points and 11 rebounds for 7th-career double-double in win vs. St. John's - Struggled early, but finished with five points and two rebounds vs. Francis Marion - Last 5 games, 12.8 points, 6.0 assists, 0.9 blocks, 1.1 steals per game
25		MINDAUGAS KACINAS - Sr. - F - 6-7 - 229 - Klaipeda, Lithuania MIN PTS RBS AST FG% 3FG% FT% 28.8 12.3 5.8 1.1 59.2 36.4 61.5	- Paradise Jam All-Tourney team after averaging 17.3 points and 6.0 rebounds per game in tournament play/11 points, eight rebounds vs. Tulsa in championship - 20 points, 11 rebounds vs. WCU for fifth-career double-double - 10 points and a pair of assists in 37 minutes in career-high 37 minutes vs. Clemson - 12 points and five rebounds vs. Francis Marion/last 5 games, 8.2 points per game
30		CHRIS SILVA - Fr. - F - 6-9 - 220 - Libreville, Gabon MIN PTS RBS BLK FG% 3FG% FT% 14.3 6.3 4.9 1.3 44.4 0.0 64.3	- Native of Gabon, but played high school basketball at Roselle Catholic in N.J. - Nine points and season high 11 rebounds with two blocks vs. Western Carolina - 4 points, 4 rebounds and 3 blocks in win vs. USF - Season and team high 13 points in win vs. Francis Marion/1.3 BPG leads team
31		JARRELL HOLLIMAN - R-So. - F - 6-7 - 200 - Alpharetta, Ga. MIN PTS RBS AST FG% 3FG% FT% 1.7 0.0 0.0 0.0 0.0 0.0 0.0	- Played one year at Elmhurst College - Also ran track and field during high school career - A music major who one day would like to play in a symphony

INTERVIEW POLICIES

All interview requests must be made in advance to SID Emily Miles in the South Carolina Media Relations Office. Beginning with the start of practice in October, Miles will release a weekly coach and student-athlete availability schedule to media on Mondays.

Post-Game Interview Policy: After each home game, the visiting coach will address the media first, followed by South Carolina student-athletes then South Carolina head coach Frank Martin. (Depending on deadline, this may be altered on a game-by-game basis).

Road Interview Policy: Interviews with Coach Martin and Gamecock student-athletes while on the road will be scheduled according to the home post-game media procedure.

All interviews are to be coordinated through the Media Relations Office. This allows the staff to arrange the interview when it best suits the student-athlete's and the reporter's schedules. Please contact the Media Relations Office in advance to make your interview requests. Media are not permitted to contact student-athletes on their own at any time.

All interviews will take place at the designated media interview site for that day as listed in the weekly availability schedule or in the Media Relations Office.

Dormitory, apartment and cell phone numbers for student-athletes will not be provided to the media. Should you need to conduct a telephone interview with a student-athlete, a call will be placed to you from the student-athlete at a mutually agreeable time.

SOUTH CAROLINA MEDIA RELATIONS

Emily Miles, primary contact

Associate Director

cell: 803-727-3284

e-mail: efeeny@mailbox.sc.edu

Twitter: @EmilyFeeneySID

Website: www.GamecocksOnline.com

Facebook: www.Facebook.com/GamecockMBB

Twitter: @GamecockMBB

Instagram: @GamecockMBB

STAT COMPARISON

	SC	MEMPHIS	NCAA Rank
Record	12-0	9-3	1/66
Conference Record	-	1-0	-
Current Streak	W12	W2	-
Scoring Avg.	80.6	79.0	50/79
Opponent Scoring Avg.	64.8	66.4	56/83
Scoring Margin	+15.8	+12.6	25/46
Field Goal %	.457	.415	95/278
Opponent Field Goal %	.378	.365	16/7
3-Point Field Goal %	.394	.290	29/324
Opponent 3-Point Field Goal %	.336	.302	170/44
3-Point Field Goal Made PG	6.8	5.1	187/324
3-Point Field Goal Attempts PG	17.3	17.5	202/289%
Free Throw %	.670	.706	231/127
Opponent Free Throw %	.641	.625	-
Rebounding Avg.	42.2	44.0	21/6
Opponent Rebounding Avg.	32.1	39.7	-
Rebounding Margin	+10.2	+4.3	20/103
Turnovers Avg.	13.8	12.8	229/136
Opponent Turnover Avg.	15.9	15.6	-
Assists Avg.	14.7	15.3	115/85
Blocks Avg.	5.0	7.1	54/2
Steals Avg.	7.9	8.2	53/38

% indicates total attempts

NCAA stats games through Dec. 30

BY THE NUMBERS

951

Junior guard Sindarius Thornwell needs just 49 points to reach 1,000 for his career. He has scored in double figures in nine of 12 games this season and 53 times in his career.

5

Freshman guard PJ Dozier collected a season high 5 steals vs. Francis Marion, the most by a Gamecock freshman since Bruce Ellington had 4 vs. No. 2 Michigan State on Nov. 16, 2010.

+10.2

Carolina continues to lead the SEC with a +10.2 rebound margin this season. The Gamecocks have out-rebounded 11 of 12 opponents this season.

82.0

In seven homes games this season the Gamecocks are averaging 82.0 points per game, and hold a 44.7 field goal percentage (35.7% from 3-point range).

A SOUTH CAROLINA WIN WOULD ...

- Improve the Gamecocks' record to 13-0, only the 1933-34 team had a better start at 17-0.
- Mark Carolina's longest winning streak at 13 games since the 1969-70 team won 17-straight through the middle portion of the season, which is tied with the 1933-34 team for a school record.
- Be the Gamecocks' third win this season vs. a member of the American Athletic Conference, after wins vs. Tulsa and USF.

- South Carolina posted a 75-61 win over St. John's on Dec. 22 before the holiday break at the Mohegan Sun Arena in Uncasville, CT. The win was Carolina's first over St. John's in five tries, and improved the Gamecocks' record to 11-0. Junior guard Duane Notice hit the 20-point mark for the first time this season and the fifth time of his career, and senior forward Michael Carrera posted the seventh double-double of his career with 16 points and a game high 12 rebounds in the win. The Gamecocks hit 53.8 percent from 3-point range, in comparison, holding the Red Storm to just 25.0 percent from beyond the arc.

- South Carolina hit the 10-0 mark for the first time in over 80 years on Dec. 18, posting a 65-59 road victory at Clemson behind four Gamecocks in double-figures led by senior forward Michael Carrera's 14 points. The Gamecocks used a 24-1 run in the middle portion of the first half to hold a 41-25 lead at the break. Despite a comeback by the Tigers, which saw them pull within four late in the game, Carolina withstood the run and closed the six-point win. Carrera hit a pair of 3s during the first-half run that sparked the Carolina offense, but his most crucial points in the game came with 22 seconds on the clock when the senior hit two from the free throw line to clinch the win.

- Junior guard Sindarius Thornwell had a monster dunk in the first half vs. Clemson, which was released as SportsCenter's top play of the day in its SportsCenter Top 10 Plays of the Day, later that evening.

- Did you know? Despite committing just six fewer turnovers in total over the last four games, the Gamecocks are averaging 10.3 more points off turnovers per game than their opponents in this span. Carolina enjoyed a double-digit advantage in points off turnovers twice all of last season and five times in the 2013-14 season.

- The Gamecocks improved their record to 9-0 for the first time since the 1970-71 campaign on Dec. 15 with a 79-54 victory over Drexel at Colonial Life Arena. Three players scored in double-figures for Carolina, led by rookie guard PJ Dozier's season high 16 points. Dozier hit 10-of-16 from the free throw line, while also dishing three assists in the win.

- Carolina posted an 81-63 win vs. USF on Dec. 5 in its last outing before the lengthy exam break. Four Gamecocks reached double-figures in the

game, led by senior forward Michael Carrera's 19. His out-put marked the most points scored in a game for Carrera since his rookie season. Junior guard Duane Notice posted 15 points hitting 6-of-8 from the field, which included a pair of 3s. The Gamecocks hit 60.6% from the floor in the opening half, and held the Bulls to a mark of just 35.3% from the floor in the game.

- South Carolina senior forward Mindaugas Kacinas and junior guard Sindarius Thornwell were both named to the Paradise Jam All-Tournament Team. Thornwell was named the event's MPV after averaging 13.3 points, 7.3 rebounds, 3.7 assists and just 1.7 turnovers per game. Thornwell also collected 2.3 steals per outing, including a season high five vs. Tulsa.

- Carolina returns eight letterwinners, including four starters from last season's squad.

- Seven newcomers join those eight returning letterwinners, including freshmen guards PJ Dozier, Jamall Gregory and John Ragin, rookie forwards, Raymond Doby, Chris Silva and Eric Cobb and R-sophomore transfer Jarrell Holliman.

- PJ Dozier was named to the 2015 McDonald's All-American squad, earning the start in the contest. Dozier is the fourth McDonald's All-American in Gamecock history, the others include PJ's uncle, Terry Dozier, South Carolina's all-time leading scorer BJ McKie and Rolando Howell.

GAMECOCKS IN THE POLLS

The Gamecocks continue to be ranked in both of the Top 25 Polls this week, checking in at No. 20 in the USA Today/Coaches Top 25 Poll and No. 24 in the Associated Press Poll.

UP NEXT

South Carolina begins SEC play at Auburn on Tuesday in a 7 p.m. ET matchup vs. the Tigers. It's Carolina's first SEC opener on the road since the 2014 campaign at Florida. Dave Neal (pxp) and Daymeon Fishback (analyst) will have the call on the SEC Network. Auburn posted a 71-68 win vs. the Gamecocks last season on its home court.

ASSOCIATED PRESS TOP 25

Dec. 28, 2015

Rk.	Team	Record	Pts.
1	Michigan State (64)	13-0	1,623
2	Kansas (1)	10-1	1,534
3	Oklahoma	11-0	1,498
4	Maryland	11-1	1,428
5	Virginia	10-1	1,351
6	Xavier	12-0	1,296
7	North Carolina	10-2	1,219
8	Arizona	12-1	1,081
9	Butler	10-1	984
10	Kentucky	10-2	963
11	Iowa State	10-1	938
12	Providence	12-1	923
13	Miami (FL)	10-1	867
14	Purdue	12-1	818
15	Duke	9-2	781
16	Villanova	9-2	643
17	SMU	11-0	636
18	Louisville	11-2	516
19	West Virginia	10-1	500
20	Texas A&M	9-2	371
21	Utah	10-2	224
22	Cincinnati	10-3	199
23	Baylor	9-2	195
24	South Carolina	11-0	175
25	UCLA	9-4	51

Others receiving votes: Connecticut 49, Oregon 45, Gonzaga 44, Pittsburgh 42, George Washington 40, Dayton 19, Colorado 15, Northwestern 11, Monmouth 11, Vanderbilt 10, Iowa 7, Texas Tech 6, Texas 4, Florida 4, Saint Joseph's 2, Saint Mary's 1, Ole Miss 1

Dropped from rankings: George Washington 20

USA TODAY TOP 25

Dec. 28, 2015

Rk.	Team	Record	Pts.
1	Michigan State (27)	13-0	771
2	Oklahoma (3)	11-0	730
3	Kansas (1)	10-1	715
4	Maryland	11-1	683
5	Virginia	10-1	648
6	Xavier	12-0	610
7	Arizona	12-1	544
8	North Carolina	10-2	530
9	Iowa State	10-1	480
10	Butler	10-1	471
11	Kentucky	10-2	465
12	Duke	9-2	434
13	Providence	12-1	396
14	Purdue	12-1	378
15	Miami (FL)	10-1	367
16	Villanova	9-2	309
17	West Virginia	10-1	299
18	Louisville	11-2	249
19	Texas A&M	9-2	220
20	South Carolina	11-0	157
21	Baylor	9-2	146
22	Utah	10-2	94
23	Cincinnati	10-3	90
24	Gonzaga	10-3	79
25	Pittsburgh	10-1	49

Others receiving votes: Connecticut 47, George Washington 25, UCLA 20, Oregon 17, Notre Dame 15, Vanderbilt 10, Dayton 7, Colorado 5, Texas 4, Indiana 3, California 3, Monmouth 2, Saint Mary's 1, Texas Tech 1, USC 1

Dropped from rankings: George Washington 20, Vanderbilt 25



SOUTHEASTERN CONFERENCE STANDINGS

As of Jan. 1

Team	Conference	Overall
South Carolina	0-0	12-0
Kentucky	0-0	10-2
Ole Miss	0-0	10-2
Texas A&M	0-0	10-2
Alabama	0-0	8-3
Florida	0-0	8-4
Georgia	0-0	6-3
Vanderbilt	0-0	8-4
LSU	0-0	7-5
Mississippi State	0-0	7-5
Tennessee	0-0	7-5
Auburn	0-0	6-5
Arkansas	0-0	6-6
Missouri	0-0	6-6

COACHES TELECONFERENCE

The weekly SEC men's basketball coaches teleconference will begin Monday, Jan. 4 and continue through March 7. Media representatives wishing to participate in the teleconference should contact the SEC Communications Department for further details. Each coach will appear on the teleconference for seven minutes, according to the following schedule:

ORDER OF APPEARANCE

(All Times Eastern)

11:00 a.m.	Kevin Stallings, Vanderbilt
11:07 a.m.	Mike White, Florida
11:14 a.m.	Frank Martin, South Carolina
11:21 a.m.	Mark Fox, Georgia
11:28 a.m.	Johnny Jones, LSU
11:35 a.m.	John Calipari, Kentucky
11:42 a.m.	Rick Barnes, Tennessee
11:49 a.m.	Mike Anderson, Arkansas
11:56 a.m.	Avery Johnson, Alabama
12:03 a.m.	Bruce Pearl, Auburn
12:10 a.m.	Andy Kennedy, Ole Miss
12:17 a.m.	Ben Howland, Miss. State
12:24 a.m.	Kim Anderson, Missouri
12:31 a.m.	Billy Kennedy, Texas A&M

In addition, the SEC men's basketball teams who make it to postseason will be on a teleconference on Monday, March 14 beginning at 10:00 a.m. CT.

All SEC basketball teleconferences can be listened to on the internet at www.secdigitalnetwork.com shortly after the conclusion of the teleconference.

CAROLINA BENCH PRODUCTION

GAME	SC-OPP	DIFF.	SC HIGH
			BENCH SCORER
Norfolk State	38-36	+2	Notice, 14
Oral Roberts	26-8	+18	Notice, 18
vs. DePaul	22-32	-10	Notice, 11
vs. Hofstra	16-15	+1	Notice/Silva, 7
vs. Tulsa	15-22	-8	Notice, 11
Lipscomb	34-33	+1	Notice, 16
Western Carolina	24-17	+7	Silva, 9
USF	23-25	-2	Notice, 15
Drexel	26-19	+7	Silva, 9
at Clemson	16-8	+8	Notice, 10
vs. St. John's	26-11	+15	Notice, 20
Francis Marion	48-32	+16	Silva, 13
Memphis			
at Auburn			
Vanderbilt			
at Alabama			
Missouri			
at Ole Miss			
at Tennessee			
Mississippi State			
Alabama			
at Georgia			
at Texas A&M			
LSU			
Kentucky			
at Missouri			
Florida			
Tennessee			
at Mississippi State			
Georgia			
at Arkansas			

SPECIALTY STATS

(PP) points in paint; (OT) points off turnovers; (2nd) second chance points; (FB) fast break points

(South Carolina-Opponent)

GAME	PP	OT	2ND	FB
Norfolk State	24-14	19-13	21-13	10-4
Oral Roberts	42-20	12-5	25-6	7-2
vs. DePaul	30-22	11-12	19-11	9-6
vs. Hofstra	44-18	13-15	24-9	8-6
vs. Tulsa	34-32	18-12	4-6	4-8
Lipscomb	54-28	18-13	13-9	16-9
Western Carolina	32-12	18-6	13-9	8-10
USF	38-30	27-8	10-13	23-9
Drexel	34-12	18-2	9-3	10-0
at Clemson	24-24	6-12	11-13	2-0
vs. St. John's	36-20	13-19	14-9	2-2
Francis Marion	34-18	29-7	10-8	12-2
Memphis				
at Auburn				
Vanderbilt				
at Alabama				
Missouri				
at Ole Miss				
at Tennessee				
Mississippi State				
Alabama				
at Georgia				
at Texas A&M				
LSU				
Kentucky				
at Missouri				
Florida				
Tennessee				
at Mississippi State				
Georgia				
at Arkansas				
SEC Tourney				
NCAA Tourney				
SC Total	426	202	173	111
SC Average	35.5	16.8	14.4	9.3
Opp Total	250	124	109	53
Opp Average	20.8	10.3	9.1	4.4

UNIVERSITY INFORMATION

Location.....	Columbia, S.C.
Founded.....	1801
Enrollment.....	32,972
Nickname.....	Gamecocks
Colors.....	Garnet (PMS 202) and Black
National Affiliation.....	NCAA Division I
Conference.....	Southeastern (SEC)
Athletics Web Address.....	www.GamecocksOnline.com
University Web Address.....	www.sc.edu
President.....	Dr. Harris Pastides
NCAA Representative.....	Dr. Valinda Littlefield
Athletics Director.....	Ray Tanner
Basketball Administrator/Chief Operating Officer.....	Kevin O'Connell

BASKETBALL STAFF/INFORMATION

Head Coach.....	Frank Martin
Alma Mater.....	Florida International, '93
Record At South Carolina/Seasons.....	57-54 (.513), 4th season
Overall Record/Seasons.....	174-108 (.617), 9th season
Assoc. Head Coach/Recruiting Coord.	Matt Figger (Eastern Kentucky, '95)
Assistant Coach.....	Perry Clark (Gettysburg, '74)
Assistant Coach.....	Lamont Evans (Kansas State, '09)
Director of Basketball Operations.....	Andy Assaley (Cincinnati, '96)
Strength & Conditioning Coach.....	Scott Greenawalt (Muskingum College, '98)
Athletic Trainer.....	Mark Rodger (Buffalo, '01)
Video Coordinator.....	Patrick Schulte (Kansas State, '13)
Student-Athlete Development.....	Doug Edwards (Florida State, '07)
Associate Media Relations Director.....	Emily Miles (Feeney) (Ball State, '03)
Home Arena.....	Colonial Life Arena
Capacity.....	18,000
Arena General Manager.....	Lexi Boone
Press Row Phone Number.....	803-777-6182

BASKETBALL HISTORY

First Year of Basketball.....	1908
All-Time Record.....	1,354-1,203-1 (.529)
Overall Postseason Record.....	25-18
NCAA Tournament Appearances.....	8 (1971, 1972, 1973, 1974, 1989, 1997, 1998, 2004)
NCAA Tournament Record.....	4-9
Last NCAA Tournament Appearance.....	2004, L vs. Memphis, 59-43
NIT Appearances.....	11 (1969, 1975, 1978, 1983, 1991, 1996, 2001, 2002, 2005, 2006, 2009)
NIT Record.....	21-9
Last NIT Appearance.....	2009, L vs. Davidson, 70-63
Conference Championships/Titles.....	
SoCon Regular Season (1927, 1933, 1934, 1945); SoCon Tournament Champion (1933); ACC Regular Season (1970); ACC Champion (1971); SEC Regular Season (1997); SEC East Division Co-Champions (2009)	

TEAM INFORMATION

2014-15 Record.....	17-16
Southeastern Conference Record/Finish.....	6-12/t-11th
SEC Tournament Record.....	2-1
Postseason.....	N/A
Letterwinners Returning/Lost.....	8/4
Starters Returning/Lost.....	4/1
<i>*based on final game starters from 2014-15 season</i>	
Newcomers.....	7
Roster Breakdown.....	4 seniors, 3 juniors, 2 sophomores, 7 freshmen

SCOUTING MEMPHIS

The Tigers enter Saturday's contest vs. South Carolina with a 9-3 overall record, which includes a 1-0 mark in American Athletic Conference games after a 77-65 win over Tulane on Dec. 29. Four Memphis players average double-figures, led by freshman guard Dedric Lawson's 15.5 per game. Former Alabama standout, senior guard Ricky Tarrant Jr., also provides double-digit points with 13.7 points per game, while his 3.8 assists per game also lead the team. Memphis averages 79.0 points per game this season, holding opponents to just 66.4 per outing. The Tigers are among the top shot-blocking teams in the country, ranking second in the category behind senior forward Shaq Goodwin's 2.3 per game. Saturday's contest will be the first true road game for the Tigers this season, having played all but one game at home thus far. The team is led by head coach Josh Pastner in his seventh season.

GAMECOCK OFFENSE

South Carolina has scored at least 80 points in six of 12 games this season, capped by its 92-point effort vs. Lipscomb. Last season, Carolina eclipsed the 80-point mark just four total times. Below is a quick look at where the Gamecocks rank in the SEC in a selection of offensive categories (through Dec. 31 games):

Scoring: 3rd, 80.6 points per game (Arkansas 1st with 84.7 per game)

FG Percentage: 7th, 45.7 percent (Texas A&M 1st with 48.4 percent)

3-point FG Percentage: 3rd, 39.4 percent (Arkansas 1st with 42.2 percent)

Rebounding Offense: 2nd, 42.2 per game (Florida 1st with 42.6 per game)

Offensive Rebounds: 3rd, 13.9 per game (Florida 1st with 14.3 per game)

BY THE NUMBERS

3rd - South Carolina currently ranks third in the SEC in average attendance this season at 10,057 fans per game.

4th - After collecting a season high five steals vs. Francis Marion, rookie guard PJ Dozier ranks tied for fourth in the SEC with 1.7 assists per game.

13 - 13 different Gamecocks scored in Wednesday's win vs. Francis Marion, led by rookie forward Chris Silva's 13 points off the bench.

7 - Freshman forward Eric Cobb pulled down a team high seven rebounds in the win vs. Francis Marion, which also marked a season high for him.

27 - South Carolina ranks 27th in the most recent ESPN BPI (Jan. 1), which accounts for the final score, pace of play, site, strength of opponent and absence of key players in every Division I men's game.

3 - Junior guard Duane Notice hit three 3s in the Dec. 30 win vs. Francis Marion. It marked the 14th time in his career that he has hit at least three from beyond the arc in a game.

13 - 13 opposing players have fouled out through Carolina's first 12 games, and opponents are averaging 24.0 fouls committed this season. A deep bench has helped the Gamecocks avoid any DQs so far this season, with an average of 19.4 fouls per game.

10.8 - South Carolina has held a halftime lead in all 12 games this season by an average of 10.8 points. Carolina's biggest lead at the half was a 31-point margin vs. USF.

60.6 - Carolina hit 60.6 percent from the floor in the first half vs. USF, including 46.2 percent from 3-point range. It marks the second-highest percentage in a half for the Gamecocks this season, as Carolina hit 63.3 percent in the first half of its 94-84 win vs. Hofstra at the Paradise Jam.

51 - Carolina's 51 rebounds vs. Western Carolina marked the most during the Frank Martin era, and the most since collecting 53 in an overtime contest vs. Western Kentucky on Nov. 27, 2010.

36 - South Carolina trailed for only 36 seconds in three games at the Paradise Jam, all against Hofstra.

48.4% - The Gamecocks shot 48.4 percent from the floor in three games at the Paradise Jam, led by senior forward Mindaugas Kacinas' 65.5 percent (19-29) at the event.

37 - South Carolina's 37 made shots vs. Hofstra were the most for the Gamecocks under the direction of Frank Martin and the most since posting 35 makes vs. Elon on Nov. 19, 2010.

3.0 - In the spring of 2015 the Gamecocks posted their fifth-straight semester of a 3.0 cumulative team GPA or higher.

SERIES VS. MEMPHIS

The series vs. Memphis dates back to the 1961-62 campaign at the Gulf Coast Tournament in Shreveport, La. The Gamecocks won that contest, however, the Tigers went on to win seven of the next eight meetings in the series. The majority of the matchups between the two schools game in Metro Conference regular-season play, however, the most recent meeting came in the 2004 NCAA Tournament. Below is a complete breakdown of the series with the Tigers.

MEMPHIS (5-18)

H: 4-4; A: 0-8; N: 1-6

D. 27, 1961	N	79-78	W	
M. 15, 1973	N	76-90		L
J. 18, 1984	H	58-75		L
F. 13, 1984	A	61-72		L
J. 5, 1985	H	60-58	W	
F. 18, 1985	A	75-99		L
J. 6, 1986	A	81-89		L
F. 24, 1986	H	73-86		L
M. 6, 1986	N	59-100		L
J. 17, 1987	H	64-52	W	
F. 19, 1987	A	53-55		L
M. 7, 1987	N	64-74		L
J. 18, 1988	H	84-58	W	
F. 13, 1988	A	61-67		L
J. 18, 1989	H	78-66	W	
F. 11, 1989	A	48-63		L
J. 27, 1990	H	72-74		L
F. 24, 1990	A	71-90		L
M. 8, 1990	N	56-71		L
J. 26, 1991	A	52-60		L
F. 23, 1991	H	58-80		L
M. 28, 2002	N	62-72		L
M. 19, 2004	H	43-59		L

CAROLINA TRENDS UNDER MARTIN

Gamecock trends under Frank Martin ...

- South Carolina is 35-27 when posting at least six made 3s in a game.
 - South Carolina posted nine made 3s in the season opener vs. Norfolk State, which matched the 2014-15 season high.
- South Carolina is 44-20 when scoring more points in the paint than its opponent.
 - The Gamecocks posted a 2015-16 season high 54 points in the paint vs. Lipscomb.
- South Carolina is 48-25 when holding its opponents to under 45 percent from the field.
 - South Carolina has held 11 of 12 opponents under 45 percent from the field this season.
- South Carolina is 44-25 when out-rebounding its opponent.
 - The Gamecocks hold a +10.2 rebound margin this season which leads the SEC and ranks 20th in the nation.

KACINAS EARNS SEC PLAYER OF THE WEEK

Senior Mindaugas Kacinas was named the SEC Player of the Week on Monday, Nov. 30, his second-career weekly honor, after earning Freshman of the Week honors in 2012. The forward from Klaipeda, Lithuania, averaged 13.0 points and 7.0 rebounds per game the previous week in helping to lead the Gamecocks to two victories vs. Tulsa and Lipscomb, extending their win streak to six games to start the season. Kacinas scored 11 points and pulled down eight rebounds en route to a place on the Paradise Jam All-Tournament Team when the Gamecocks defeated previously unbeaten Tulsa and he provided 15 points, hitting 7-of-10 attempts from the floor, while also pulling down six rebounds in the win vs. Lipscomb.

KACINAS SHINES AT PARADISE JAM

Senior forward Mindaugas Kacinas put together one of the best stretches of his career in the Garnet and Black in three games at the U.S. Virgin Islands Paradise Jam. Kacinas paced the Gamecocks with a career high 23 points in the opening-round win vs. DePaul, hitting career marks with 10 makes on 15 attempts at the free throw line. He followed with an 18-point, 5-rebound effort in the win vs. Hofstra, hitting 9-of-10 from the floor. He concluded tournament action as one of five Gamecocks in double figures with 11 and eight rebounds in the championship win vs. Tulsa. For the event, he averaged a team high 17.3 points per game.

CHATKEVICIUS' CAREER NIGHT

Senior forward Laimonas Chatkevicius was the star of Carolina's 84-66 win vs. Oral Roberts on Nov. 16, posting his first-career 20-point effort en route to a career best 27 points. He hit career marks with nine made field goals on 14 attempts, while also pulling down six rebounds. Chatkevicius has steadily improved his numbers during his time in the Garnet and Black. He averaged 4.4 and 4.8 points, respectively, as a freshman and sophomore, before nearly doubling that mark with 8.6 points and 5.2 rebounds per game last season.

KACINAS NOMINATED FOR NABC GOOD WORKS TEAM

Senior forward Mindaugas Kacinas is one of 257 nominees for the NABC Good Works Team, an award which shines a spotlight on student-athletes who have shown dedication to service in their communities. Kacinas has been involved in numerous community service projects during his time at South Carolina. He has visited Transitions, a shelter in Columbia that helps prepare meals for the homeless, assisted Ronald McDonald House with household chores as well as baking and making care packages for the families. He has participated in several food drives and basketball clinics and been involved with the Special Olympics on numerous occasions, running drills, helping with a basketball tournament and playing games with the Special Olympics athletes. Kacinas has spent time reading to children at local elementary schools, participated in the Make-A-Wish Foundation and joined his teammates for two consecutive years in projects for the "8K in 8 Days" campaign. Most recently, the team contributed to the community following the historic flooding in Columbia, visiting a local Red Cross Shelter to help make care packages for families in need.

EXHIBITION RECAP

South Carolina posted a 71-43 victory over Allen University in the team's lone exhibition game of the 2015-16 season. Junior guard Sindarius Thornwell paced all scorers with 17 points on 6-of-9 shooting, including three 3s. Senior forward Laimonas Chatkevicius was the only other scorer in double figures with 12, while he completed the double-double with 13 rebounds. Rookie forward Eric Cobb pulled down a game high 14 rebounds, while adding eight points in 23 minutes. Carolina won the rebounding battle 69-28, including 30 offensive boards.

THORNWELL NAMED TO PRESEASON SQUAD

The Southeastern Conference unveiled its 12th annual men's basketball coaches preseason All-SEC teams prior to the start of the season, and it was announced that Carolina junior guard Sindarius Thornwell was named to the second team. It marks the second-straight season that Thornwell has garnered second-team preseason honors from the coaches. Thornwell scored 11.1 points per game last season, while he also pulled down a career high 4.9 rebounds and collected 1.3 steals per game.

SEC PRESEASON POLL

The SEC released its preseason poll for the upcoming 2016 league campaign prior to the start of the season, and it was announced that the Gamecocks were predicted to finish seventh by a panel of both SEC and national media members. It was the highest predicted finish for Carolina since the league combined its East and West Divisions into one beginning with the 2012 league season. The media predicted Kentucky to win the SEC in 2016, followed by Vanderbilt, Texas A&M, LSU, Georgia, Florida and the Gamecocks.

SEC TOURNAMENT

The SEC Men's Basketball Tournament returns to Bridgestone Arena in Nashville in 2016. It will be the sixth time that the arena has served as the host of the SEC Tournament, having also hosted in 2001, 2006, 2010, 2013 and 2015. Also the home of the NHL's Nashville Predators, Bridgestone Arena has the distinction of being one of the busiest venues in the United States over the past decade and a half, hosting more than 18 million guests during that time. Seating capacity is approximately 19,395 for basketball games. The winner of the 13-game tournament receives the SEC's automatic bid to the NCAA Tournament. The tournament seeds are determined by the 18-game conference schedule during the regular season. Teams are seeded 1-14 based on their regular season conference finish.

ROSTER BREAKDOWN

Returning Starters (4)

Michael Carrera
Laimonas Chatkevicius
Duane Notice
Sindarius Thornwell
**based on final game of 2014-15 season*

Returning Letterwinners (8)

Michael Carrera
Laimonas Chatkevicius
Mindaugas Kacinas
Justin McKie
Duane Notice
Brian Steele
Marcus Stroman
Sindarius Thornwell

Guards (9)

TeMarcus Blanton
PJ Dozier
Jamall Gregory
Justin McKie
Duane Notice
John Ragin
Brian Steele
Marcus Stroman
Sindarius Thornwell

Forwards (7)

Michael Carrera
Laimonas Chatkevicius
Eric Cobb
Raymond Doby
Jarrell Holliman
Mindaugas Kacinas
Chris Silva

By Height

Jamall Gregory (6-2)
Duane Notice (6-2)
John Ragin (6-2)
Marcus Stroman (6-2)
Justin McKie (6-4)
TeMarcus Blanton (6-5)
Michael Carrera (6-5)
Brian Steele (6-5)
Sindarius Thornwell (6-5)
Raymond Doby (6-6)
PJ Dozier (6-6)
Jarrell Holliman (6-7)
Mindaugas Kacinas (6-7)
Eric Cobb (6-9)
Chris Silva (6-9)
Laimonas Chatkevicius (6-11)

2015-16 SOUTH CAROLINA MEN'S BASKETBALL ROSTER

Alphabetical Roster

No.	Name	Pos.	Ht.	Wt.	Cl.	Exp.	Hometown/High/Last School
5	TeMarcus Blanton	G	6-5	215	R-FR	HS	Locust Grove, Ga./Luella
24	Michael Carrera	F	6-5	214	SR	3VL	Anzoategui, Venezuela/Montrose Christian School
14	Laimonas Chatkevicius	F	6-11	245	SR	3VL	Klaipeda, Lithuania/South Kent School
23	Eric Cobb	F	6-9	296	FR	HS	Jacksonville, Fla./St. Francis Academy (Maryland)
2	Raymond Doby	F	6-6	233	FR	HS	Cahokia, Ill./Montrose Christian/St. John's Northwestern Military Acad. (Wisconsin)
15	PJ Dozier	G	6-6	200	FR	HS	Columbia, S.C./Spring Valley
4	Jamall Gregory	G	6-2	202	FR	HS	Washington, D.C./Coolidge/Elev8 Institute (Florida)
31	Jarrell Holliman	F	6-7	200	R-SO	1VL	Alpharetta, Ga./Alpharetta/Elmhurst College
25	Mindaugas Kacinas	F	6-7	229	SR	3VL	Klaipeda, Lithuania/Word of Life Fire Traditional School
20	Justin McKie	G	6-4	197	JR	2VL	Columbia, S.C./Irmo
10	Duane Notice	G	6-2	218	JR	2VL	Woodbridge, Canada/St. Michael's/St. Thomas More (Oakdale, Conn.)
21	John Ragin	G	6-2	177	FR	HS	Eastover, S.C./Cardinal Newman
30	Chris Silva	F	6-9	220	FR	HS	Libreville, Gabon/Roselle (N.J.) Catholic
35	Brian Steele	F	6-5	204	SR	3VL	Greenville, S.C./Wade Hampton School
1	Marcus Stroman	G	6-2	185	SO	1VL	Columbia, S.C./Keenan
0	Sindarius Thornwell	G	6-5	215	JR	2VL	Lancaster, S.C./Oak Hill Academy

Numerical Roster

No.	Name	Pos.	Ht.	Wt.	Cl.	Exp.	Hometown/High/Last School
0	Sindarius Thornwell	G	6-5	215	JR	2VL	Lancaster, S.C./Oak Hill Academy
1	Marcus Stroman	G	6-2	185	SO	1VL	Columbia, S.C./Keenan
2	Raymond Doby	F	6-6	233	FR	HS	Cahokia, Ill./Montrose Christian/St. John's Northwestern Military Acad. (Wisconsin)
4	Jamall Gregory	G	6-2	202	FR	HS	Washington, D.C./Coolidge/Elev8 Institute (Florida)
5	TeMarcus Blanton	G	6-5	215	R-FR	HS	Locust Grove, Ga./Luella
10	Duane Notice	G	6-2	218	JR	2VL	Woodbridge, Canada/St. Michael's/St. Thomas More (Oakdale, Conn.)
14	Laimonas Chatkevicius	F	6-11	245	SR	3VL	Klaipeda, Lithuania/South Kent School
15	PJ Dozier	G	6-6	200	FR	HS	Columbia, S.C./Spring Valley
20	Justin McKie	G	6-4	197	JR	2VL	Columbia, S.C./Irmo
21	John Ragin	G	6-2	177	FR	HS	Eastover, S.C./Cardinal Newman
23	Eric Cobb	F	6-9	296	FR	HS	Jacksonville, Fla./St. Francis Academy (Maryland)
24	Michael Carrera	F	6-5	214	SR	3VL	Anzoategui, Venezuela/Montrose Christian School
25	Mindaugas Kacinas	F	6-7	229	SR	3VL	Klaipeda, Lithuania/Word of Life Fire Traditional School
30	Chris Silva	F	6-9	220	FR	HS	Libreville, Gabon/Roselle (N.J.) Catholic
31	Jarrell Holliman	F	6-7	200	R-SO	1VL	Alpharetta, Ga./Alpharetta/Elmhurst College
35	Brian Steele	F	6-5	204	SR	3VL	Greenville, S.C./Wade Hampton School

Head Coach: Frank Martin (Florida International, '93)

Associate Head Coach/Recruiting Coordinator: Matt Figger (Eastern Kentucky, '95)

Assistant Coach: Perry Clark (Gettysburg, '74)

Assistant Coach: Lamont Evans (Kansas State, '09)

Director of Basketball Operations: Andy Assaley (Cincinnati, '96)

Strength & Conditioning Coach: Scott Greenawalt (Muskingum College, '98)

Athletic Trainer: Mark Rodger (Buffalo, '01)

Video Coordinator: Patrick Schulte (Kansas State, '13)

Student-Athlete Development: Doug Edwards (Florida State, '07)

Special Assistant to the Head Coach: Jarett Gerald (South Carolina, '11)

Associate Media Relations Director: Emily Miles (Feeney) (Ball State, '03)

TOP RETURNING ...


Scorer..... Notice, 11.7 ppg
Rebounder Carrera, 5.7 rpg
Assist Maker..... Stroman, 3.1 apg
FG Shooter *..... Kacinas, 56.1%
3-Point FG Shooter \$..... Notice, 36.3%
FT Shooter \$..... Notice, 79.1%
Shot Blocker..... Chatkevicius, 1.3 bpg
Steal Maker Thornwell, 1.3 spg

* at least 100 attempts

\$ at least 50 attempts

PRONUNCIATION GUIDE.

Lie-moan-us Ha-kev-a-chus
Justin MACK-ee
Min-dawg-us Kye-chin-is



HEAD COACH FRANK MARTIN

HEAD COACH | NINTH SEASON OVERALL | 174-108 (.617) | FOURTH SEASON AT SOUTH CAROLINA | 57-54 (.513)

THE MARTIN FILE

COACHING

Experience

31st year

College Experience

16th season

College Head Coach Experience

9th season

Hire Date At Carolina

March 27, 2012

PERSONAL

Hometown

Miami, Fla.

Alma Mater

Florida International, 1993 (B.A. Physical Ed.)

Family

Wife, Anya

Children, Brandon, Amalia and Christian

COACHING RESUME

High School

Miami Senior High, 1985-93

Varsity Boys' Assistant Coach

Junior Varsity Boys' Head Coach

North Miami High, Head Coach, 1993-95

Miami Senior High, Head Coach, 1995-98

B.T. Washington High, Head Coach, 1999-2000

College Assistant Coach

Northeastern, 2000-04

Cincinnati, 2004-06

Kansas State, 2006-07

College Head Coach

Kansas State, 2007-12

South Carolina, 2012-present

Frank Martin was named the head men's basketball coach at the University of South Carolina on March 27, 2012, becoming the 32nd head coach in the history of the South Carolina program, which enters its 108th season as a varsity sport in 2015-16. Martin owns a 162-108 (.600) overall record as a head coach, entering his ninth season overall, and fourth season at South Carolina.

During his first season (2012-13) in Columbia, Martin led his squad to a 14-18 record, which included a 4-14 mark in SEC contests. The Garnet and Black captured the Hoops For Hope Classic tournament crown after posting a 4-0 record competing in the event with home victories over Milwaukee and Rider, before defeating Missouri State in overtime, and UALR in Puerto Vallarta, Mexico, over the Thanksgiving holiday. Freshman forward Michael Carrera was honored after the conclusion of the regular season with selection to the 2013 SEC All-Freshman Team, as voted on by the league's head coaches. During the spring of 2013, the Gamecock coaching staff signed seven freshmen, while welcoming Villanova transfer Ty Johnson to the team, a recruiting class which ranked No. 23 in the nation according to ESPN.com.

Martin's second season (2013-14) leading the Gamecocks saw the squad win four of its final six games of the year, including two games in the SEC Tournament, marking the first Tournament wins for the Gamecocks since the 2008 campaign. Martin and his staff put together a non-conference schedule that challenged his team to prepare for the rigors of the SEC campaign. The Gamecocks posted several quality victories, including a win versus Saint Mary's at the Hawaiian Airlines Diamond Head Classic in December, and home victories versus Alabama, Vanderbilt and No. 17 Kentucky to name a few.

Martin tutored his second SEC All-Freshman Team honoree in as many seasons, as rookie guard Sindarius Thornwell led all freshmen in the SEC in league games in points (15.6) and assists (4.0) to earn a spot on the postseason team. Thornwell also garnered three SEC Freshman of the Week awards, and was named the Feb. 18 Wayman Tisdale National Freshman of the Week.

South Carolina put together a 9-3 non-conference record in 2014-15, entering SEC play receiving votes in both the Coaches and AP Top 25 polls for the first time since 2006 and 2009, respectively. Martin led his Gamecocks to a thrilling upset win over No. 9/9 Iowa State at the Barclays Center in Brooklyn, N.Y., on Jan. 3, marking Carolina's first win over a top-10 opponent since the 2009-10 campaign. The Gamecocks ranked as high as fourth in the nation in opponent field goal percentage during the season, and finished the campaign holding opponents to just 38.7 percent from the field, which ranked 13th nationally. Sophomore guards Duane Notice and Sindarius Thornwell each picked up an SEC Player of the Week honor during the campaign, and for the second-straight season, the Gamecocks won four of their final six games and won two contests in the SEC Tournament, advancing to the quarterfinal round.

Carolina posted a final record of 17-16 for the 2014-15 campaign, which marked the first winning season for the squad since the 2008-09 season, while Carolina's six SEC wins marked the highest since 2010 as well. Martin also announced during the summer, that his team had completed its fifth-straight semester with a cumulative team GPA of 3.0 or above in the spring. For its classroom achievements, South Carolina was honored with the NABC's Team Academic Excellence Award, the only SEC team to be named to the list. Individually, three Gamecocks were named to the NABC Honors Court, in juniors Laimonas Chatkevicius and Mindaugas Kacinas, and senior, Austin Constable, who was on his second Honors Court list. South Carolina saw 12 student-athletes named to the SEC Winter Academic, and the SEC First-Year Academic Honor Rolls for the year.

Martin's career record at South Carolina stands at 57-54 (.513) in his fourth season at the helm. He has led the Gamecocks to a 17-16 record in his first season at South Carolina, marking the first winning season since the 2008-09 season. Martin's first season at South Carolina saw the Gamecocks finish 14-18 overall, including a 4-14 mark in SEC play. The Gamecocks captured the Hoops For Hope Classic tournament crown in Puerto Vallarta, Mexico, over the Thanksgiving holiday. Freshman forward Michael Carrera was named the SEC Freshman of the Week during the campaign, and for the second-straight season, the Gamecocks won four of their final six games and won two contests in the SEC Tournament, advancing to the quarterfinal round.

MARTIN'S CAREER RECORD, YEAR-BY-YEAR

YEAR	RECORD	CONFERENCE (FINISH)	POSTSEASON
2007-08	21-12	10-6 (3rd)	1-1; NCAA Tournament 2nd Round
2008-09	22-12	9-7 (t4th)	1-1; NIT
2009-10	29-8	11-5 (t2nd)	3-1; NCAA Tournament Elite Eight
2010-11	23-11	10-6 (t3rd)	1-1; NCAA Tournament Third Round
2011-12	22-11	10-8 (5th)	1-1; NCAA Tournament Third Round
2012-13	14-18	4-14 (t12th)	-
2013-14	14-20	5-13 (13th)	-
2014-15	17-16	6-12 (t11th)	-
2015-16	12-0	-	-
Totals	174-108 (.617)	65-71 (.477)	7-5 (.583)/4 NCAA/1 NIT

GAMECOCKS' RECORD WHEN ...

At home	7-0
On the road	1-0
At neutral sites	4-0
In overtime	0-0
vs. Top 25 team	0-0
vs. Top 10 team	0-0
vs. Top 3 team	0-0
Leading at half	12-0
Trailing at half	0-0
Tied at half	0-0
Shooting 50% or better	4-0
Shooting between 39-49%	8-0
Shooting less than 39%	0-0
Opp. shooting 50% or better	1-0
Opp. shooting between 39-49%	5-0
Opp. shooting less than 39%	6-0
Shooting better than opp.	11-0
Shooting worse then/equal to opp.	1-0
Starters out-score opp. starters	9-0
Opp. starters score/equal more	3-0
Bench out-scores opp. bench	9-0
Opp. bench scores/equals more	3-0
Having more FTs than opp.	10-0
Having equal/less FTs than opp.	2-0
Have more TOs than opp.	3-0
Having equal/less TOs than opp.	9-0
Having more rebounds than opp.	11-0
Having equal/less rebounds than opp.	1-0
Making 6 or more 3FGs	9-0
Having 15 or more assists	3-0
Score more points in paint than opp.	11-0
Scoring equal/less points in paint than opp.	1-0
Scoring more points off TOs than opp.	8-0
Scoring equal/less points off TOs than opp.	4-0
Scoring more 2nd-chance points than opp.	9-0
Scoring equal/less 2nd-chance points than opp.	3-0
Scoring more fast break points than opp.	9-0
Scoring equal/less fast break points than opp.	3-0
Wearing white uniforms	9-0
Wearing Garnet uniforms	2-0
Wearing Black uniforms	1-0
Playing on live TV/live broadcast	12-0
Playing in November	7-0
Playing in December	5-0
Playing in January	0-0
Playing in February	0-0
Playing in March	0-0
Playing a day-game	2-0
Playing a night-game	10-0
Playing on Sunday	1-0
Playing on a Monday	3-0
Playing on a Tuesday	2-0
Playing on a Wednesday	1-0
Playing on a Thursday	0-0
Playing on a Friday	3-0
Playing on a Saturday	2-0
Scoring margin is 5 points or less	0-0
Margin is between 6-10	2-0
Margin is between 11-20	7-0
Margin is more than 20	3-0
Scoring 59 points or less	0-0
Scoring 60-69 points	1-0
Scoring 70-79 points	5-0
Scoring 80-89 points	4-0
Scoring 90-99 points	2-0
Scoring 100+ points	0-0

MISCELLANEOUS

Current streak	W12
Home court streak	W7
Away streak	W1
Neutral court streak	W4

2015-16 SUPERLATIVES

(tied for team lead also included)

Scoring Leaders	'15-16	Career
Sindarius Thornwell	1	23
Michael Carrera	2	14
Duane Notice	2	14
Laimonas Chatkevicius	3	6
Mindaugas Kacinas	3	6
PJ Dozier	1	1
Chris Silva	1	1

Rebounding Leaders	'15-16	Career
Michael Carrera	3	43
Sindarius Thornwell	3	25
Mindaugas Kacinas	2	23
Chris Silva	4	4
PJ Dozier	1	1
Eric Cobb	1	1

Assists Leaders	'15-16	Career
Sindarius Thornwell	7	31
Duane Notice	1	25
Marcus Stroman	1	12
PJ Dozier	2	2
Michael Carrera	2	2
Justin McKie	1	1

Blocks Leaders	'15-16	Career
Laimonas Chatkevicius	4	39
Michael Carrera	1	29
Mindaugas Kacinas	1	18
Sindarius Thornwell	1	16
Chris Silva	5	5
PJ Dozier	3	3

Steals Leaders	'15-16	Career
Sindarius Thornwell	3	25
Michael Carrera	1	16
Duane Notice	4	14
Mindaugas Kacinas	1	14
Laimonas Chatkevicius	2	9
Marcus Stroman	3	8
PJ Dozier	6	6
Chris Silva	2	2

Double-Figure Scoring	'15-16	Career
Sindarius Thornwell	9	53
Duane Notice	9	42
Michael Carrera	8	33
Laimonas Chatkevicius	6	26
Mindaugas Kacinas	8	22
PJ Dozier	5	5
Chris Silva	2	2

20+ points	'15-16	Career
Duane Notice	1	5
Mindaugas Kacinas	2	2
Laimonas Chatkevicius	1	1

30+ points	'15-16	Career
-	-	-

Double-Figure Rebounding	'15-16	Career
Mindaugas Kacinas	2	13
Michael Carrera	1	12
Sindarius Thornwell	1	4
Chris Silva	1	1

5+ assists	'15-16	Career
Sindarius Thornwell	4	12
Duane Notice	1	12
PJ Dozier	1	1
Justin McKie	1	1

3+ steals	'15-16	Career
Sindarius Thornwell	2	9
Michael Carrera	1	6
Duane Notice	1	4
Marcus Stroman	1	2
PJ Dozier	3	3

2+ blocks	'15-16	Career
Laimonas Chatkevicius	2	25
Michael Carrera	2	21
Mindaugas Kacinas	1	15
Chris Silva	6	6
PJ Dozier	1	1

Double-Doubles	'15-16	Career
Michael Carrera	1	7
Mindaugas Kacinas	2	5
Sindarius Thornwell	1	4

Clutch Free Throws (under 5 min/OT)

	FT-FTA	FT%
Chris Silva	2-2	1.000
Marcus Stroman	2-2	1.000
TeMarcus Blanton	4-4	1.000
Duane Notice	2-2	1.000
Michael Carrera	10-12	.833
Mindaugas Kacinas	3-4	.750
PJ Dozier	2-3	.667
Laimonas Chatkevicius	5-8	.625
Sindarius Thornwell	6-10	.600
Raymond Doby	3-6	.500
Jamall Gregory	1-2	.500
Eric Cobb	0-2	.000
Totals	40-57	.702

Dunks	'15-16
Chris Silva	10
Laimonas Chatkevicius	6
Michael Carrera	5
PJ Dozier	3
Mindaugas Kacinas	2
Duane Notice	2
Jamall Gregory	2
Sindarius Thornwell	1

Miscellaneous

Largest Halftime Lead	
SC	31, vs. USE, Dec. 5, 2015
Opp	-
Smallest Halftime Lead	
SC	3, vs. Oral Roberts, Nov. 16, 2015
Opp	-
Fewest Points In First Half	
SC	30, vs. Oral Roberts, Nov. 16, 2015
Opp	20, Francis Marion, Dec. 30, 2015
Most Points In First Half	
SC	53, vs. USE, Dec. 5, 2015
Opp	51, Lipscomb, Nov. 27, 2015
Fewest Points In Second Half	
SC	24, vs. Clemson, Dec. 18, 2015
Opp	25, WCU, Nov. 30, 2015
Most Points In Second Half	
SC	51, vs. Oral Roberts, Nov. 16, 2015
Opp	46, Tulsa, Nov. 23, 2015
Most Points in Overtime	
SC	-
Opp	-
Largest Margin of Victory	
SC	25, vs. Drexel, Dec. 15, 2015
Opp	-
Smallest Margin of Victory	
SC	9, vs. Clemson, Dec. 18, 2015
Opp	-

2015-16 GAME BY GAME COMPARISON

	Date	Result	FG-A	Pct	3FG-A	Pct	FT-A	Pct	O-D-Total	PF	Pts	A	TO	Blk	Stl	Min	Half
Norfolk State %			19-56	.339	11-28	.393	20-23	.870	12-23-35	35	69	12	18	3	7	200	34
South Carolina	Nov. 14, 2015	W, 84-69	23-59	.390	9-22	.409	29-42	.690	19-27-46	19	84	15	13	4	9	200	40
Oral Roberts			22-51	.431	4-14	.286	18-23	.783	4-24-28	23	66	7	13	5	3	200	30
South Carolina	Nov. 16, 2015	W, 84-66	29-73	.397	7-21	.333	19-27	.704	19-25-44	22	84	14	6	4	5	200	33
DePaul \$			19-52	.365	3-14	.214	20-31	.645	10-23-33	27	61	9	15	2	4	200	28
South Carolina	Nov. 20, 2015	W, 76-61	24-60	.400	5-13	.385	23-34	.676	16-27-43	27	76	11	12	4	5	200	37
Hofstra \$			28-55	.509	17-34	.500	11-17	.647	6-17-23	21	84	16	14	2	2	200	39
South Carolina	Nov. 22, 2015	W, 94-84	37-68	.544	5-9	.556	15-23	.652	18-23-41	18	94	16	9	5	4	200	46
Tulsa \$			24-54	.444	5-16	.313	22-31	.710	8-23-31	25	75	9	15	0	4	200	29
South Carolina	Nov. 23, 2015	W, 83-75	27-54	.500	7-14	.500	22-28	.786	6-28-34	25	83	12	13	2	7	200	38
Lipscomb			27-68	.397	13-35	.371	9-14	.643	10-19-29	24	76	18	18	3	8	200	40
South Carolina	Nov. 27, 2015	W, 92-76	34-66	.515	5-19	.263	19-27	.704	12-31-43	19	92	24	17	7	12	200	51
Western Carolina			19-67	.284	11-32	.344	4-4	1.000	12-24-36	17	53	13	20	3	10	200	28
South Carolina	Nov. 30, 2015	W, 76-53	26-63	.413	8-18	.444	16-25	.640	17-34-51	12	76	14	19	7	10	200	37
USF			24-68	.353	2-15	.133	13-22	.591	20-26-46	20	63	9	19	6	8	200	22
South Carolina	Dec. 5, 2015	W, 81-63	29-61	.475	7-21	.333	16-25	.640	6-26-32	15	81	14	12	6	12	200	53
Drexel			19-55	.345	7-17	.412	9-19	.474	6-16-22	28	54	11	13	2	3	200	28
South Carolina	Dec. 15, 2015	W, 79-54	25-46	.543	6-12	.500	23-39	.590	8-33-41	19	79	14	15	9	6	200	32
Clemson ^			23-63	.365	8-26	.308	5-9	.556	15-19-34	20	59	11	10	8	2	200	25
South Carolina	Dec. 18, 2015	W, 65-59	23-53	.434	8-19	.421	11-14	.786	14-28-42	16	65	12	16	3	3	200	41
St. John's &			22-49	.449	5-20	.250	12-27	.444	6-20-26	19	61	11	14	5	6	200	34
South Carolina	Dec. 22, 2015	W, 75-61	27-57	.474	7-13	.538	14-19	.737	14-29-43	23	75	14	17	1	9	200	40
Francis Marion			18-60	.300	6-23	.261	14-25	.560	17-25-42	29	56	7	22	4	10	200	20
South Carolina	Dec. 30, 2015	W, 78-56	27-64	.422	8-27	.296	16-30	.533	18-29-47	18	78	16	16	8	13	200	38

% - Paradise Jam (Columbia, S.C.) | \$ - Paradise Jam (St. Thomas, USVI) | ^ - Game played at Bon Secours Arena (Greenville, S.C.) | & - Hall of Fame Shootout (Mohegan Sun Arena/Uncasville, Conn.)



SOUTH CAROLINA GAMECOCKS

OVERALL: 12-0; SEC: 0-0; HOME: 7-0; AWAY: 1-0; NEUTRAL: 4-0

DATE	OPP.	W/L	SCORE	RECORD (SEC)	POINTS	REBOUNDS	ASSISTS	BLOCKS	STEALS	ATTENDANCE
11/14/15	% Norfolk State %	W	84-69	1-0 (0-0)	Thornwell/Notice (14)	Silva (9)	Dozier/Notice (3)	Silva (2)	Thornwell/Dozier (3)	10,623 (paid)
11/16/15	Oral Roberts	W	84-66	2-0 (0-0)	Chatkevicius (27)	Kacinas (13)	Thornwell (7)	Dozier (2)	Notice (2)	9,640 (paid)
11/20/15	vs. DePaul \$	W	76-61	3-0 (0-0)	Kacinas (23)	Thornwell (10)	Carrera (4)	Kacinas (2)	Dozier/Thornwell (2)	1,601
11/22/15	vs. Hofstra \$	W	94-84	4-0 (0-0)	Kacinas (18)	Thornwell/Dozier (9)	Thornwell (6)	Chatkevicius (3)	4 with 1	1,715
11/23/15	vs. Tulsa \$	W	83-75	5-0 (0-0)	Chatkevicius (17)	Carrera (9)	Dozier (4)	2 with 1	Thornwell (5)	2,002
11/27/15	Lipscomb	W	92-76	6-0 (0-0)	Chatkevicius (17)	Silva (7)	Thornwell (6)	Silva (2)	Carrera/Notice (3)	8,793 (paid)
11/30/15	Western Carolina W	W	76-53	7-0 (0-0)	Kacinas (20)	Kacinas/Silva (11)	McKie (4)	Silva (2)	Stroman (4)	8,957 (paid)
12/5/15	USF	W	81-63	8-0 (0-0)	Carrera (19)	Carrera (7)	Stroman (3)	Silva (3)	Dozier (4)	10,721 (paid)
12/15/15	Drexel	W	79-54	9-0 (0-0)	Dozier (16)	Silva (7)	Thornwell (5)	Chatkevicius (3)	Silva (2)	8,481 (paid)
12/18/15	at Clemson ^	W	65-59	10-0 (0-0)	Carrera (14)	Thornwell (9)	Thornwell (3)	3 with 1	3 with 1	14,446
12/22/15	vs. St. John's &	W	75-61	11-0 (0-0)	Notice (20)	Carrera (12)	Carrera/Thornwell (3)	Dozier (1)	3 with 2	2,355
12/30/15	Francis Marion	W	78-56	12-0 (0-0)	Silva (13)	Cobb (7)	Thornwell (4)	Silva (3)	Dozier (5)	10,401 (paid)

% - Paradise Jam (Columbia, S.C.) | \$ - Paradise Jam (St. Thomas, USVI) | ^ - Game played at Bon Secours Arena (Greenville, S.C.) | & - Hall of Fame Shootout (Mohegan Sun Arena/Uncasville, Conn.)

2015-16 GAME-BY-GAME STARTING LINEUPS

OPPONENT, RESULT	GUARD	GUARD	FORWARD	FORWARD	FORWARD
Norfolk State, W	Dozier	Thornwell	Carrera	Kacinas	Chatkevicius
Oral Roberts, W	Dozier	Thornwell	Carrera	Kacinas	Chatkevicius
DePaul, W	Dozier	Thornwell	Carrera	Kacinas	Chatkevicius
Hofstra, W	Dozier	Thornwell	Carrera	Kacinas	Chatkevicius
Tulsa, W	Dozier	Thornwell	Carrera	Kacinas	Chatkevicius
Lipscomb, W	Dozier	Thornwell	Carrera	Kacinas	Chatkevicius
Western Carolina, W	Dozier	Thornwell	Carrera	Kacinas	Chatkevicius
USF, W	Dozier	Thornwell	Carrera	Kacinas	Chatkevicius
Drexel, W	Dozier	Thornwell	Carrera	Kacinas	Chatkevicius
Clemson, W	Dozier	Thornwell	Carrera	Kacinas	Chatkevicius
St. John's, W	Dozier	Thornwell	Carrera	Kacinas	Chatkevicius
Francis Marion, W	Dozier	Thornwell	Carrera	Kacinas	Chatkevicius

LAST TIME VS. MEMPHIS

MEMPHIS 59, SOUTH CAROLINA 43
KANSAS CITY, MO. - KEMPER ARENA

KANSAS CITY, Mo. - Despite holding Conference USA's Player of the Year (Antonio Burks) and Rookie of the Year (Sean Burks) to just 13 points, USC couldn't contain Memphis' Rodney Carney, who scored 26 points with 10 rebounds, sending USC home with a 59-43 loss in the first round of the NCAA Tournament in Kansas City.

USC was led by Carlos Powell, who scored 11 points in 33 minutes. The 11 points put Powell over the 1000 career point total as a junior (1001 total). He was the only Gamecock in double figures, with Tre' Kelley grabbing a personal best and team-high seven rebounds. Mike Boynton, Jr., who has been named to the SEC All-Tournament team the previous weekend, did not score.

Tied at 11 with 10:59 left in the first half, UM went on a 17-4 run. USC did not score a basket the last 9:37 of the first half. UM took a 30-18 lead to the lockerroom at halftime. The 18 points were the fewest points USC had scored since scoring 17 at Temple in December.

The second half wasn't much better, with UM leading by as many as 15 at the 10:33 mark (47-32). USC shot 35.7% in the game, but UM didn't shoot much better, hitting 39.0%. The difference was rebounds with UM grabbing 36 to USC's 25.

Memphis 59, South Carolina 43

March 19, 2004 — Kansas City, Mo. - NCAA Midwest Regional First Round

SOUTH CAROLINA	FG-AT	3P-AT	FT-AT	RB.	PF	PTS.	AS	TO	BS	ST	MIN
Powell f	4-9	1-2	2-2	3	2	11	0	1	0	1	33
Brown f	2-6	0-2	2-4	1	2	6	1	1	0	1	30
Kinsey g	4-8	0-1	1-2	1	1	9	1	1	0	0	22
Boynton g	0-2	0-2	0-0	4	3	0	1	1	0	1	33
Gonner g	1-8	0-2	3-4	1	0	5	1	0	0	0	22
Kelley g	2-4	0-1	2-2	7	1	6	3	2	0	1	23
Howell	0-0	0-0	0-0	1	0	0	0	0	0	0	1
Everett	0-0	0-0	0-0	0	0	0	0	0	0	0	1
Land	0-1	0-1	0-0	0	0	0	0	0	0	0	1
Wallace	1-2	1-2	0-0	1	2	3	0	0	3	0	14
Balkman	1-2	0-0	1-2	2	3	3	2	6	1	1	18
Chappell	0-0	0-0	0-0	0	0	0	0	0	0	0	2
TEAM				4							
Totals	15-42	2-13	11-16	25	14	43	9	12	4	5	200
MEMPHIS	FG-A	3G-A	FT-A	RB	PF	PTS	AS	TO	BS	ST	MIN
Carney f	10-17	6-12	0-0	10	0	26	1	2	2	0	37
Banks f	2-10	0-3	2-2	2	3	6	2	2	0	0	34
Barclay f	2-5	0-0	0-1	5	2	4	1	0	1	0	26
Burks g	3-12	0-4	1-2	4	0	7	7	2	0	1	40
Rice g	4-12	3-8	1-2	8	1	12	4	1	1	1	39
Fox	0-1	0-0	0-0	0	0	0	0	0	0	0	1
Erwin	0-0	0-0	0-0	0	5	0	0	0	0	1	7
Green	0-0	0-0	0-0	1	0	0	0	0	0	0	1
Lopez	2-2	0-0	0-0	2	4	4	1	2	0	0	14
Diarra	0-0	0-0	0-0	2	0	0	0	0	0	0	1
TEAM				4							
Totals	23-59	9-27	4-7	36	15	59	16	9	4	3	200
South Carolina	18	25	=	43							
Richmond	30	29	=	59							

Officials: James Haney, Bryan Kersey, Bill Vinovich. Technical fouls: South Carolina-None. Memphis-None. Attendance: 15260

**GAME 12 - CAROLINA 78, FRANCIS MARION 56
DEC. 30, 2015/COLONIAL LIFE ARENA**

COLUMBIA, S.C. - The South Carolina men's basketball team took the court at Colonial Life Arena for the first time in over two weeks, hosting Francis Marion Wednesday night. The Gamecocks shook off some early rust and ran off to a 78-56 win against the Patriots. Chris Silva led the team with a season-high 13 points and all 15 members of the team would see action in the win. It is Carolina's 12th-straight win, matching its longest win streak since the 1996-97 campaign.

Carolina connected on just one of its first six shots from the floor, but both teams would struggle offensively in the opening eight minutes of action. A 3-pointer from Francis Marion cut South Carolina's lead to just three 12-9, at the 11:15 mark of the first half, but the visitors missed their next seven field goal attempts. The Gamecocks would heat up down the home stretch of the half, scoring 21 of their 38 total points in the final 6:18, shooting 7-of-9 as a team in that span.

Chris Silva and Duane Notice scored 10 points apiece to lead the team, with Silva providing a pair of highlight-reel slam dunks in the process. Eight different players scored for the Gamecocks in the first half. The Patriots finished just 6-of-30 from the field in the half, but were able to force South Carolina into 10 turnovers and recorded seven offensive rebounds to counter a slow half offensively.

The home side pushed the lead up to 25 early on in the second half, 53-28, and held on to a 20-point advantage for the remainder of the game. The lead would allow head coach Frank Martin to look to his talented reserves to get some valuable playing time. Ten players would come off the bench for the team and nine of them scored at least two points. Despite relying almost exclusively on its freshmen, the South Carolina offense put up 40 points in the second half to seal the big win.

GAME 12



Official Basketball Box Score - Game Totals - Final Statistics
Francis Marion vs South Carolina
12/30/15 7 p.m. ET at Columbia, S.C. (Colonial Life Arena)

Francis Marion 56 • 7-4

#	Player	Total			3-Ptr			Rebounds			PF	TP	A	TO	Blk	Stl	Min
		FG	FGA	FT	FTA	FG	FGA	FT	FTA	Off							
20	PARKER, Brandon	f	0-1	0-0	0-0	0	0	0	1	0	0	0	0	0	1	9	
22	ALEXANDER, Judah	f	2-8	0-0	2-7	6	3	9	4	6	1	2	2	1	33		
34	BRYANT, Alex	f	0-1	0-0	0-0	0	1	1	3	0	0	2	1	0	10		
02	BROWNING, Detrek	g	6-14	2-7	0-2	3	5	8	3	14	2	4	0	1	35		
31	TALKO, Nick	g	2-5	0-2	0-0	0	8	8	1	4	1	3	1	1	24		
03	DAVIS JR., Mike	g	5-13	4-10	3-5	0	1	11	5	17	0	2	0	2	23		
05	FENNER, Alante	g	2-9	0-3	9-10	1	3	4	4	13	1	5	0	1	22		
21	NNAJI, Samson	g	0-0	0-0	0-0	0	0	0	1	0	0	0	0	0	2		
24	JEROME, David	g	0-0	0-0	0-1	3	1	4	5	0	0	1	0	2	14		
32	HARRIS, Mykel	g	1-8	0-1	0-0	2	1	3	1	2	0	2	0	0	17		
40	JACKSON, Kenneth	g	0-1	0-0	0-0	1	1	2	1	0	2	0	0	1	11		
	Team		1	1	2	1	1	2	1	1	1	1	1	1	11		
	Totals		18-60	6-23	14-25	17	25	42	29	56	7	22	4	10	200		

FG % 1st Half: 6-30 20.0% 2nd half: 12-30 40.0% Game: 18-60 30.0% Deadball Rebounds
3FG % 1st Half: 1-8 12.5% 2nd half: 5-15 33.3% Game: 6-23 26.1%
FT % 1st Half: 7-13 53.8% 2nd half: 7-12 58.3% Game: 14-25 56.0%

South Carolina 78 • 12-0

#	Player	Total			3-Ptr			Rebounds			PF	TP	A	TO	Blk	Stl	Min
		FG	FGA	FT	FTA	FG	FGA	FT	FTA	Off							
14	CHATKEVICIUS, L.	f	0-1	0-0	0-0	1	2	3	0	0	1	1	1	0	11		
24	CARRERA, Michael	f	2-8	1-5	0-0	0	2	2	5	2	3	0	1	16			
25	KACINAS, Mindaugas	f	5-8	1-1	1-2	0	5	5	2	12	0	2	1	24			
00	THORNWELL, Sinderius	g	2-5	1-4	2-2	1	2	3	2	7	4	2	0	22			
15	DOZIER, PJ	g	3-8	0-4	0-0	0	1	1	3	6	1	2	1	22			
01	STROMAN, Marcus	g	0-0	0-0	2-2	0	2	2	0	2	0	2	0	12			
02	DOBY, Raymond	g	2-5	0-0	4-8	3	1	4	0	8	0	0	0	7			
04	GREGORY, Jamall	g	2-6	1-4	1-2	1	2	3	1	6	3	0	0	14			
05	BLANTON, TeMarcus	g	0-2	0-1	2-2	2	1	3	1	2	0	0	0	6			
10	NOTICE, Duane	g	3-9	3-7	1-2	0	0	0	1	10	1	0	0	18			
20	MCKIE, Justin	g	1-3	1-1	0-0	0	2	2	1	3	1	0	1	9			
21	RAGIN, John	g	1-1	0-0	0-0	0	0	0	0	2	0	0	0	2			
23	COBB, Eric	g	1-1	0-0	0-7	4	3	7	0	2	2	2	1	16			
30	SILVA, Chris	g	5-7	0-0	3-3	3	3	6	5	13	1	2	3	19			
31	HOLLIMAN, Jarrell	g	0-0	0-0	0-0	0	0	0	0	0	0	0	0	2			
	Team		3	3	6	3	3	6	3	3	6	3	3	20			
	Totals		27-64	8-27	16-30	18	29	47	18	78	16	16	8	13	200		

FG % 1st Half: 14-28 50.0% 2nd half: 13-36 36.1% Game: 27-64 42.2% Deadball Rebounds
3FG % 1st Half: 3-14 21.4% 2nd half: 5-13 38.5% Game: 8-27 29.6%
FT % 1st Half: 7-14 50.0% 2nd half: 9-16 56.3% Game: 16-30 53.3%

Officials: Joe Lindsay, Olanis Poole, Lamar Simpson
Technical fouls: Francis Marion-None, South Carolina-None.
Attendance: 10401

Score by periods	1st	2nd	Total	In	Off	2nd	Fast
Francis Marion	20	36	56	Points	Paint	T/O	Chance
South Carolina	38	40	78	FMU	18	7	8
				SC	34	29	10

Last FG - FMU 2nd-00:00, SC 2nd-00:12. Score tied - 0 times.
Largest lead - FMU None, SC by 25 2nd-13:08. Lead changed - 0 times.
FMU led for 00:00, SC led for 39:46, Game was tied for 00:14.



#24 - MICHAEL CARRERA

SENIOR | FORWARD | 6'5" | 214 | 3 LETTERS

ANZOÁTEGUI, VENEZUELA/MONTROSE CHRISTIAN SCHOOL

SEASON NOTABLES

- Team's top returning rebounder after collecting 5.7 per game last season
- Has led the team in rebounding all three of his seasons at South Carolina, including a career high 7.2 per game during his rookie season (2012-13)
- Scored five points and collected three rebounds before fouling out of exhibition vs. Allen
- Tallied four points and collected six rebounds in season opener vs. Norfolk State
- Scored eight points with six rebounds in just 15 minutes against Oral Roberts
- Led team with four assists vs. DePaul, adding seven points and seven rebounds in 27 minutes
- Posted a season high with 17 points, adding four rebounds and two blocks in win vs. Hofstra
- Came a rebound shy of a double-double against Tulsa, with 16 points and nine rebounds in 29 minutes
- Third-straight game with double-figures, scoring 13 with four assists and a team high three steals vs. Lipscomb
- Scored nine of his 16 points against Western Carolina during a game-changing 19-0 run in the first half
- Led the team with a season-high 19 points in a win over USF, with three steals over 32 minutes
- Reached double figures in scoring for the fifth-straight game, scoring 10 with a pair of blocks vs. Drexel
- Passed 800 career points in the win over Clemson, highlighted by a pair of critical 3s in the first half
- Finished with his seventh career double-double after totaling 16 points with 12 rebounds against St. John's

CARRERA'S CAREER HIGHS

Points

Career 23, vs. LSU (Jan. 16, 2013)
 Season 19, vs. USF (Dec. 5, 2015)

Field Goals

Career 7, twice, last vs. Hofstra (Nov. 22, 2015)
 Season 7, vs. Hofstra (Nov. 22, 2015)

Field Goal Attempts

Career 13, twice, last vs. Texas A&M (March 2, 2013)
 Season 11, twice, last vs. USF (Dec. 5, 2015)

3-Point Field Goals

Career 3, 3x, last vs. St. John's (Dec. 22, 2015)
 Season 3, 3x, last vs. St. John's (Dec. 22, 2015)

3-Point Field Goal Attempts

Career 6, vs. USF (Dec. 5, 2015)
 Season 6, vs. USF (Dec. 5, 2015)

Free Throws

Career 9, vs. LSU (Jan. 16, 2013)
 Season 6, vs. USF (Dec. 5, 2015)

Free Throw Attempts

Career 10, vs. LSU (Jan. 16, 2013)
 Season 8, vs. USF (Dec. 5, 2015)

Rebounds

Career 15, vs. Milwaukee (Nov. 1, 2012)
 Season 12, vs. St. John's (Dec. 22, 2015)

Assists

Career 5, vs. Auburn (Jan. 12, 2013)
 Season 4, vs. DePaul (Nov. 20, 2015)

Blocks

Career 4, twice, last vs. Alabama (Feb. 15, 2014)
 Season 2, 3x, last vs. Drexel (Dec. 15, 2015)

Steals

Career 4, at Texas A&M (Jan. 15, 2014)
 Season 3, twice, last vs. USF (Dec. 5, 2015)

Minutes Played

Career 36, vs. LSU (Jan. 16, 2013)
 Season 32, vs. USF (Dec. 5, 2015)

2015-16

Opponent	Date	GS	Min	FG-FGA	Pct	3FG-FGA	Pct	FT-FTA	Pct	Off	Def	Tot	Avg	PF	FO	A	TO	Blk	Stl	Pts	Avg
Norfolk State	11/14/15	*	26	1-8	.125	1-4	.250	1-2	.500	1	5	6	6.0	1	0	1	2	1	1	4	4.0
Oral Roberts	11/16/15	*	15	3-5	.600	0-0	.000	2-2	1.000	2	4	6	6.0	3	0	2	0	0	1	8	6.0
vs. DePaul	11/20/15	*	27	2-3	.667	1-1	1.000	2-2	1.000	2	5	7	6.3	3	0	4	1	0	0	7	6.3
vs. Hofstra	11/22/15	*	27	7-11	.636	2-2	1.000	1-2	.500	1	3	4	5.8	3	0	1	1	2	0	17	9.0
vs. Tulsa	11/23/15	*	29	6-10	.600	1-2	.500	3-4	.750	4	5	9	6.4	4	0	2	0	0	0	16	10.4
Lipscomb	11/27/15	*	21	4-6	.667	2-3	.667	3-3	1.000	1	3	4	6.0	4	0	1	3	1	3	13	10.8
Western Carolina	11/30/15	*	26	4-7	.571	3-4	.750	5-5	1.000	0	2	2	5.4	1	0	2	2	2	2	16	11.6
USF	12/5/15	*	32	5-11	.455	3-6	.500	6-8	.750	0	7	7	5.6	2	0	1	3	1	3	19	12.5
Drexel	12/15/15	*	19	4-6	.667	0-0	.000	2-3	.667	0	3	3	5.3	4	0	0	0	2	1	10	12.2
at Clemson	12/18/15	*	27	5-9	.556	2-3	.667	2-2	1.000	4	2	6	5.4	3	0	1	1	1	0	14	12.4
vs. St. John's	12/22/15	*	30	6-10	.600	3-4	.750	1-1	1.000	3	9	12	6.0	4	0	3	2	0	1	16	12.7
Francis Marion	12/30/15	*	16	2-8	.250	1-5	.200	0-0	.000	0	2	2	5.7	2	0	2	3	0	1	5	12.1
Memphis	1/2/16																				
at Auburn	1/5/16																				
Vanderbilt	1/9/16																				
at Alabama	1/13/16																				
Missouri	1/16/16																				
at Ole Miss	1/19/16																				
at Tennessee	1/23/16																				
Mississippi State	1/26/16																				
Alabama	1/30/16																				
at Georgia	2/2/16																				
Texas A&M	2/6/16																				
LSU	2/10/16																				
Kentucky	2/13/16																				
at Missouri	2/16/16																				
Florida	2/20/16																				
Tennessee	2/24/16																				
at Mississippi State	2/27/16																				
Georgia	3/3/16																				
at Arkansas	3/5/16																				

CAREER STATISTICS

Season	GP-GS	Min	Avg	FG	FGA	Pct	3FG	3FGA	Pct	FT	FTA	Pct	Off	Def	Tot	Avg	PF	FO	Ast	TO	Blk	Stl	Pts	Avg
2012-13	27-22	572	21.2	89	201	.443	7	20	.350	83	112	.741	80	115	195	7.2	85	5	17	51	17	9	268	9.9
2013-14	33-20	649	19.7	64	169	.379	7	30	.233	63	100	.630	76	110	186	5.6	87	1	17	38	32	26	198	6.0
2014-15	30-21	635	21.2	70	167	.419	12	39	.308	62	88	.705	65	107	172	5.7	88	3	12	32	20	12	214	7.1
2015-16	12-12	295	24.6	49	94	.521	19	34	.559	28	34	.824	18	51	68	5.7	34	0	20	18	10	13	145	12.1
Totals	102-75	2151	21.1	272	631	.431	45	123	.366	236	334	.707	236	382	621	6.1	294	9	66	139	79	60	825	8.1

CAREER SEC STATISTICS

Season	GP-GS	Min	Avg	FG	FGA	Pct	3FG	3FGA	Pct	FT	FTA	Pct	Off	Def	Tot	Avg	PF	FO	Ast	TO	Blk	Stl	Pts	Avg
2013	18-15	394	21.9	59	139	.424	5	15	.333	53	74	.716	54	77	131	7.3	57	4	11	32	8	8	176	9.8
2014	18-14	395	21.9	34	90	.378	3	13	.231	32	55	.582	49	69	118	6.6	52	1	9	18	19	16	103	5.7
2015	18-13	404	22.4	43	101	.426	7	24	.292	40	51	.784	46	69	107	6.4	54	2	9	21	12	6	133	7.4
Totals	54-42	1194	22.1	136	330	.412	15	52	.288	125	180	.694	149	215	364	6.7	163	7	29	71	39	30	412	7.6



#14 - LAIMONAS CHATKEVICIUS

SENIOR | FORWARD | 6'11" | 245 | 3 LETTERS

KLAIPEDA, LITHUANIA/SOUTH KENT SCHOOL (CONN.)

SEASON NOTABLES

- Put together best season of his career during junior campaign, nearly doubling season scoring average and more than doubling blocked shots
- 1.3 blocks per game as a junior ranked eighth in the SEC
- Tallied a double-double in exhibition vs. Allen with 12 points and 13 rebounds, including five offensive boards
- 13 points with four rebounds, one assist and one block in 21 minutes in the opener vs. Norfolk State
- Erupted for 19 second-half points to set a new career high of 27 in a win over Oral Roberts
- Seven points and five rebounds, including three offensive boards, in win vs. DePaul
- Tallied 17 points and five rebounds along with a team high three blocks in win vs. Hofstra
- Scored 17 points in 27 minutes of play against Tulsa in the Paradise Jam finale
- Led the team for the second-straight game, posting his fifth double-figure outing of the season with 17 points vs. Lipscomb; a perfect 7-of-7 from the floor vs. the Bisons
- Finished with three blocks to go with nine points against Drexel
- Scored in double figures for the first time since Nov. 27, finishing with 11 against St. John's

CHATKEVICIUS' CAREER HIGHS

Points

Career 27, vs. Oral Roberts (Nov. 16, 2015)
Season 27, vs. Oral Roberts (Nov. 16, 2015)

Field Goals

Career 9, vs. Oral Roberts (Nov. 16, 2015)
Season 9, vs. Oral Roberts (Nov. 16, 2015)

Field Goal Attempts

Career 14, twice, last vs. Hofstra (Nov. 22, 2015)
Season 14, twice, last vs. Hofstra (Nov. 22, 2015)

3-Point Field Goals

Career 2, twice, last vs. Oral Roberts (Nov. 16, 2015)
Season 2, vs. Oral Roberts (Nov. 16, 2015)

3-Point Field Goal Attempts

Career 3, vs. Oral Roberts (Nov. 16, 2015)
Season 3, vs. Oral Roberts (Nov. 16, 2015)

Free Throws

Career 8, vs. Arkansas (March 13, 2014)
Season 7, vs. Oral Roberts (Nov. 16, 2015)

Free Throw Attempts

Career 11, vs. Oral Roberts (Nov. 16, 2015)
Season 11, vs. Oral Roberts (Nov. 16, 2015)

Rebounds

Career 13, vs. UNC Asheville (Nov. 26, 2014)
Season 6, vs. Oral Roberts (Nov. 16, 2015)

Assists

Career 4, vs. Jacksonville (Dec. 7, 2012)
Season 2, twice, last at Clemson (Dec. 18, 2015)

Blocks

Career 3, 8x, last vs. Drexel (Dec. 15, 2015)
Season 3, twice, last vs. Drexel (Dec. 15, 2015)

Steals

Career 3, at Tennessee (Feb. 8, 2014)
Season 2, twice, last vs. St. John's (Dec. 22, 2015)

Minutes Played

Career 35, vs. Mississippi State (Feb. 28, 2015)
Season 28, vs. Hofstra (Nov. 22, 2015)

2015-16

Opponent	Date	GS	Min	FG-FGA	Pct	3FG-FGA	Pct	FT-FTA	Pct	Off	Def	Tot	Avg	PF	FO	A	TO	Blk	Stl	Pts	Avg
Norfolk State	11/14/15	*	21	5-8	.625	0-1	.000	3-3	1.000	3	1	4	4.0	2	0	1	0	1	0	13	13.0
Oral Roberts	11/16/15	*	25	9-14	.643	2-3	.667	7-11	.636	4	2	6	5.0	3	0	0	0	1	1	27	20.0
vs. DePaul	11/20/15	*	23	3-11	.272	0-1	.000	1-2	.500	3	2	5	5.0	3	0	0	1	1	0	7	15.7
vs. Hofstra	11/22/15	*	28	8-14	.571	0-0	.000	1-3	.333	3	2	5	5.0	1	0	1	0	3	1	17	16.0
vs. Tulsa	11/23/15	*	27	6-10	.600	1-1	1.000	4-4	1.000	0	3	3	4.6	4	0	0	0	1	1	17	16.2
Lipscomb	11/27/15	*	24	7-7	1.000	0-0	.000	3-3	1.000	1	2	3	4.3	3	0	1	2	1	1	17	16.3
Western Carolina	11/30/15	*	21	3-7	.429	0-0	.000	0-0	.000	1	4	5	4.4	2	0	1	2	1	0	6	14.9
USF	12/5/15	*	19	2-5	.400	0-1	.000	0-2	.000	1	4	5	4.5	2	0	2	1	0	2	4	13.5
Drexel	12/15/15	*	21	4-5	.800	1-2	.500	0-1	.000	1	2	3	4.3	3	0	1	3	3	0	9	13.0
at Clemson	12/18/15	*	20	1-2	.500	0-0	.000	2-3	.667	0	2	2	4.1	3	0	2	4	1	0	4	12.1
vs. St. John's	12/22/15	*	20	5-8	.625	1-1	1.000	0-0	.000	2	3	5	4.2	4	0	1	5	0	2	11	12.0
Francis Marion	12/30/15	*	11	0-1	.000	0-0	.000	0-0	.000	1	2	3	4.1	0	0	1	1	1	0	0	11.0
Memphis	1/2/16																				
at Auburn	1/5/16																				
Vanderbilt	1/9/16																				
at Alabama	1/13/16																				
Missouri	1/16/16																				
at Ole Miss	1/19/16																				
at Tennessee	1/23/16																				
Mississippi State	1/26/16																				
Alabama	1/30/16																				
at Georgia	2/2/16																				
Texas A&M	2/6/16																				
LSU	2/10/16																				
Kentucky	2/13/16																				
at Missouri	2/16/16																				
Florida	2/20/16																				
Tennessee	2/24/16																				
at Mississippi State	2/27/16																				
Georgia	3/3/16																				
at Arkansas	3/5/16																				

CAREER STATISTICS

Season	GP-GS	Min	Avg	FG	FGA	Pct	3FG	3FGA	Pct	FT	FTA	Pct	Off	Def	Tot	Avg	PF	FO	Ast	TO	Blk	Stl	Pts	Avg
2012-13	23-10	304	13.2	38	85	.447	3	10	.300	22	36	.611	28	46	74	3.2	42	1	12	32	13	3	101	4.4
2013-14	33-1	426	12.9	65	121	.537	0	1	.000	29	42	.690	40	94	134	4.1	78	2	13	32	20	13	159	4.8
2014-15	33-26	753	22.8	118	237	.498	8	27	.296	40	55	.727	52	120	172	5.2	74	2	21	45	44	11	284	8.6
2015-16	12-12	260	21.7	53	92	.576	5	10	.500	21	32	.656	20	29	49	4.1	30	0	11	19	14	8	132	11.0
Totals	101-49	1743	17.3	274	535	.512	16	48	.333	112	165	.679	140	289	429	4.2	224	5	57	128	91	35	676	6.7

CAREER SEC STATISTICS

Season	GP-GS	Min	Avg	FG	FGA	Pct	3FG	3FGA	Pct	FT	FTA	Pct	Off	Def	Tot	Avg	PF	FO	Ast	TO	Blk	Stl	Pts	Avg
2013	15-10	214	14.3	23	59	.390	2	7	.286	19	28	.679	17	35	52	3.5	30	1	5	22	11	2	67	4.5
2014	18-1	241	13.4	36	64	.563	0	1	.000	10	17	.588	19	53	72	4.0	51	2	9	22	12	9	82	4.6
2015	18-16	418	23.2	57	125	.456	4	17	.235	21	29	.724	25	64	89	4.9	46	1	13	19	22	5	139	7.7
Totals	51-27	873	17.1	116	248	.468	6	25	.240	50	74	.676	61	152	213	4.2	127	4	27	63	45	16	288	5.6



#25 - MINDAUGAS KACINAS

SENIOR | FORWARD | 6'7" | 229 | 3 LETTERS

KLAIPEDA, LITHUANIA/WORD OF LIFE FIRE TRADITIONAL SCHOOL

SEASON NOTABLES

- Ranks seventh in Gamecock history in career field goal percentage (54.6%), after leading the team in the category the last two seasons
- Averaged 2.3 offensive rebounds per game as a junior
- DNP in exhibition vs. Allen due to lower back pain
- Earned the start in the opener vs. Norfolk State, posting eight points, with four rebounds and two assists in 28 minutes
- Recorded his fourth career double double in a win over Oral Roberts, leading the team with 13 rebounds to go with 12 points.
- Scored a career high with 23 points, while hitting career marks with 10 makes at the foul line on 13 attempts, to lead Gamecocks in win vs. DePaul
- Led the Gamecocks for the second straight game with 18 points and five rebounds in win vs. Hofstra at the Paradise Jam
- Scored 11 points with eight rebounds against Tulsa, and earned a spot on the Paradise Jam all-tournament team for his efforts through the week
- Another steady performance vs. Lipscomb, scoring 15 points with six rebounds and a block; hit 7-of-10 from the floor vs. the Bisons
- Recorded his fifth career double-double against Western Carolina, hitting 8-of-11 attempts with 11 rebounds
- Played a career-high 37 minutes against Clemson, scoring 10 points with four rebounds
- Scored 12 points of 5-of-8 shooting against Francis Marion

KACINAS' CAREER HIGHS

Points

Career 23, vs. DePaul (Nov. 20, 2015)
 Season 23, vs. DePaul (Nov. 20, 2015)

Field Goals

Career 9, vs. Hofstra (Nov. 22, 2015)
 Season 9, vs. Hofstra (Nov. 22, 2015)

Field Goal Attempts

Career 13, vs. DePaul (Nov. 20, 2015)
 Season 13, vs. DePaul (Nov. 20, 2015)

3-Point Field Goals

Career 2, 3x, last vs. Western Carolina (Nov. 30, 2015)
 Season 2, vs. Western Carolina (Nov. 30, 2015)

3-Point Field Goal Attempts

Career 5, vs. DePaul (Nov. 20, 2015)
 Season 5, vs. DePaul (Nov. 20, 2015)

Free Throws

Career 10, vs. DePaul (Nov. 20, 2015)
 Season 10, vs. DePaul (Nov. 20, 2015)

Free Throw Attempts

Career 15, vs. DePaul (Nov. 20, 2015)
 Season 15, vs. DePaul (Nov. 20, 2015)

Rebounds

Career 14, vs. Longwood (Nov. 9, 2013)
 Season 13, vs. Oral Roberts (Nov. 16, 2015)

Assists

Career 3, 4x, last vs. Oklahoma St. (Dec. 6, 2014)
 Season 2, 5x, last vs. St. John's (Dec. 22, 2015)

Blocks

Career 3, vs. Appalachian State (Dec. 19, 2012)
 Season 2, vs. DePaul (Nov. 20, 2015)

Steals

Career 4, at Marshall (Dec. 1, 2014)
 Season 1, 4x, last vs. St. John's (Dec. 22, 2015)

Minutes Played

Career 37, at Clemson (Dec. 18, 2015)
 Season 37, at Clemson (Dec. 18, 2015)

2015-16

Opponent	Date	GS	Min	FG-FGA	Pct	3FG-FGA	Pct	FT-FTA	Pct	Off	Def	Tot	Avg	PF	FO	A	TO	Blk	Stl	Pts	Avg
Norfolk State	11/14/15	*	28	2-7	.285	1-3	.333	3-4	.750	3	1	4	4.0	2	0	2	1	0	0	8	8.0
Oral Roberts	11/16/15	*	33	4-10	.400	0-2	.000	4-4	1.000	6	7	13	8.5	2	0	2	2	1	0	12	10.0
vs. DePaul	11/20/15	*	33	6-13	.461	1-5	.200	10-15	.667	4	1	5	7.3	2	0	1	1	2	0	23	14.3
vs. Hofstra	11/22/15	*	31	9-10	.900	0-1	.000	0-1	.000	2	3	5	6.8	3	0	1	2	0	1	18	15.3
vs. Tulsa	11/23/15	*	32	4-6	.667	1-2	.500	2-4	.500	1	7	8	7.0	2	0	2	0	0	0	11	14.4
Lipscomb	11/27/15	*	30	7-10	.700	0-1	.000	1-2	.500	2	4	6	6.8	2	0	0	1	1	0	15	14.5
Western Carolina	11/30/15	*	26	8-11	.727	2-2	1.000	2-2	1.000	5	6	11	7.4	1	0	0	0	0	1	20	15.3
USF	12/5/15	*	28	4-4	1.000	0-0	.000	0-1	.000	2	1	3	6.9	2	0	1	2	0	1	8	14.4
Drexel	12/15/15	*	11	2-2	1.000	1-1	1.000	0-1	.000	0	2	2	6.3	3	0	0	1	0	0	5	13.3
at Clemson	12/18/15	*	37	4-10	.400	1-2	.500	1-1	1.000	0	4	4	6.1	1	0	2	0	0	0	10	13.0
vs. St. John's	12/22/15	*	33	3-7	.429	0-2	.000	0-2	.000	2	2	4	5.9	1	0	2	1	0	1	6	12.4
Francis Marion	12/30/15	*	24	5-8	.625	1-1	1.000	1-2	.500	0	5	5	5.8	2	0	0	2	1	0	12	12.3
Memphis	1/2/16																				
at Auburn	1/5/16																				
Vanderbilt	1/9/16																				
at Alabama	1/13/16																				
Missouri	1/16/16																				
at Ole Miss	1/19/16																				
at Tennessee	1/23/16																				
Mississippi State	1/26/16																				
Alabama	1/30/16																				
at Georgia	2/2/16																				
Texas A&M	2/6/16																				
LSU	2/10/16																				
Kentucky	2/13/16																				
at Missouri	2/16/16																				
Florida	2/20/16																				
Tennessee	2/24/16																				
at Mississippi State	2/27/16																				
Georgia	3/3/16																				
at Arkansas	3/5/16																				

CAREER STATISTICS

Season	GP-GS	Min	Avg	FG	FGA	Pct	3FG	3FGA	Pct	FT	FTA	Pct	Off	Def	Tot	Avg	PF	FO	Ast	TO	Blk	Stl	Pts	Avg
2012-13	31-9	606	19.5	57	110	.518	4	20	.200	34	50	.680	50	66	116	3.7	67	1	21	46	15	10	152	4.9
2013-14	34-27	818	24.1	70	126	.556	0	2	.000	50	77	.649	80	95	175	5.1	103	4	12	53	21	31	190	5.6
2014-15	33-0	710	21.5	74	132	.561	9	29	.310	43	59	.729	77	91	168	5.1	82	3	18	34	14	20	200	6.1
2015-16	12-12	346	28.8	58	98	.592	8	22	.364	24	39	.615	27	43	70	5.8	23	0	13	13	5	5	148	12.3
Totals	110-48	2480	22.5	259	466	.556	22	73	.288	151	225	.671	234	295	529	4.8	275	8	64	146	55	66	690	6.3

CAREER SEC STATISTICS

Season	GP-GS	Min	Avg	FG	FGA	Pct	3FG	3FGA	Pct	FT	FTA	Pct	Off	Def	Tot	Avg	PF	FO	Ast	TO	Blk	Stl	Pts	Avg
2013	17-4	255	15.0	16	40	.400	1	7	.143	11	16	.688	14	27	41	2.4	32	0	7	18	2	4	44	2.6
2014	18-11	382	21.2	34	57	.596	0	0	.000	24	36	.667	38	38	76	4.2	58	2	2	23	13	20	92	5.1
2015	18-0	375	20.8	40	72	.556	6	18	.333	19	30	.633	37	42	79	4.4	50	2	9	17	7	6	105	5.8
Totals	53-15	1012	19.1	90	169	.533	7	25	.280	54	82	.659	89	107	196	3.7	140	4	18	58	22	30	241	4.5



#20 - JUSTIN MCKIE

JUNIOR | GUARD | 6'4" | 197 | 2 LETTERS
COLUMBIA, S.C./IRMO

SEASON NOTABLES

- Put up career numbers in every major category as a sophomore, averaging 3.2 points and 1.8 rebounds in 11.3 minutes per game
- Tallied three points and three assists in exhibition vs. Allen
- Saw action in the opener vs. Norfolk State, scoring five points and collecting one rebound
- Played a season high 19 minutes vs. Lipscomb, scoring six points and dishing a career-high five assists

MCKIE'S CAREER HIGHS

Points

Career 12, at Marshall (Dec. 1, 2014)
Season 6, vs. Lipscomb (Nov. 27, 2015)

Field Goals

Career 5, at Marshall (Dec. 1, 2014)
Season 3, vs. Lipscomb (Nov. 27, 2015)

Field Goal Attempts

Career 8, at Marshall (Dec. 1, 2014)
Season 6, twice, last vs. Lipscomb (Nov. 27, 2015)

3-Point Field Goals

Career 2, twice, last vs. UNC Asheville (Nov. 26, 2014)
Season 1, twice, last vs. Francis Marion (Dec. 30, 2015)

3-Point Field Goal Attempts

Career 3, 3x, last vs. Oral Roberts (Nov. 16, 2015)
Season 3, twice, last vs. Lipscomb (Nov. 27, 2015)

Free Throws

Career 4, vs. Florida (Jan. 7, 2015)
Season 2, vs. Norfolk State (Nov. 14, 2015)

Free Throw Attempts

Career 4, twice, last vs. Florida (Jan. 7, 2015)
Season 2, 3x, last vs. Drexel (Dec. 15, 2015)

Rebounds

Career 4, 6x, last vs. Miss. State (Feb. 28, 2015)
Season 2, 3x, last vs. Francis Marion (Dec. 30, 2015)

Assists

Career 5, vs. Lipscomb (Nov. 27, 2015)
Season 5, vs. Lipscomb (Nov. 27, 2015)

Blocks

Career 1, vs. Oklahoma St. (Dec. 6, 2014)
Season -

Steals

Career 2, vs. Oklahoma St. (Dec. 6, 2014)
Season 1, vs. Lipscomb (Nov. 27, 2015)

Minutes Played

Career 23, vs. Miss. State (Feb. 28, 2015)
Season 19, vs. Lipscomb (Nov. 27, 2015)

2015-16

Opponent	Date	GS	Min	FG-FGA	Pct	3FG-FGA	Pct	FT-FTA	Pct	Off	Def	Tot	Avg	PF	FO	A	TO	Blk	Stl	Pts	Avg
Norfolk State	11/14/15	3	1-2	.500	1-2	.500	2-2	1.000	0	1	1	1.0	0	0	0	0	0	0	0	5	5.0
Oral Roberts	11/16/15	12	0-6	.000	0-3	.000	0-0	.000	1	2	1.5	2	0	0	0	0	0	0	0	0	2.5
vs. DePaul	11/20/15	8	0-0	.000	0-0	.000	0-0	.000	0	1	1.3	0	0	0	0	0	0	0	0	0	1.7
vs. Hofstra	11/22/15	-	-	-	-	-	-	-	-	-	-	-	-	-	-	-	-	-	-	-	-
vs. Tulsa	11/23/15	2	0-0	.000	0-0	.000	0-0	.000	0	0	0	1.0	0	0	0	0	0	0	0	0	1.3
Lipscomb	11/27/15	19	3-6	.500	0-3	.000	0-0	.000	0	1	1	1.0	2	0	5	0	0	1	6	2.2	
Western Carolina	11/30/15	10	0-3	.000	0-1	.000	1-2	.500	0	0	0.8	1	0	4	0	0	0	0	1	2.0	
USF	12/5/15	7	0-0	.000	0-0	.000	0-0	.000	0	2	2	1.0	0	0	0	0	0	0	0	1.7	
Drexel	12/15/15	11	1-4	.250	0-1	.000	1-2	.500	1	0	1	1.0	2	0	1	0	0	0	3	1.9	
at Clemson	12/18/15	8	1-1	1.000	0-0	.000	0-0	.000	1	0	1	1.0	0	0	0	1	0	0	2	1.9	
vs. St. John's	12/22/15	1	0-0	.000	0-0	.000	0-0	.000	0	0	0	0.9	1	0	1	0	0	0	0	1.7	
Francis Marion	12/30/15	9	1-3	.333	1-1	1.000	0-0	.000	0	2	2	1.0	1	0	1	0	0	2	3	1.8	
Memphis	1/2/16																				
at Auburn	1/5/16																				
Vanderbilt	1/9/16																				
at Alabama	1/13/16																				
Missouri	1/16/16																				
at Ole Miss	1/19/16																				
at Tennessee	1/23/16																				
Mississippi State	1/26/16																				
Alabama	1/30/16																				
at Georgia	2/2/16																				
Texas A&M	2/6/16																				
LSU	2/10/16																				
Kentucky	2/13/16																				
at Missouri	2/16/16																				
Florida	2/20/16																				
Tennessee	2/24/16																				
at Mississippi State	2/27/16																				
Georgia	3/3/16																				
at Arkansas	3/5/16																				

CAREER STATISTICS

Season	GP-GS	Min	Avg	FG	FGA	Pct	3FG	3FGA	Pct	FT	FTA	Pct	Off	Def	Tot	Avg	PF	FO	Ast	TO	Blk	Stl	Pts	Avg
2013-14	17-0	80	4.7	3	17	.176	1	8	.125	2	4	.500	4	12	16	0.9	8	0	5	5	0	3	9	0.5
2014-15	25-0	282	11.3	26	67	.388	11	36	.306	18	23	.783	11	33	44	1.8	20	0	8	11	3	9	81	3.2
2015-16	11-0	90	8.2	7	25	.280	2	11	.182	4	6	.667	3	8	11	1.0	9	0	12	1	1	1	20	1.8
Totals	53-0	452	8.5	36	109	.330	14	55	.255	24	33	.727	18	53	71	1.3	37	0	25	17	4	13	110	2.1

CAREER SEC STATISTICS

Season	GP-GS	Min	Avg	FG	FGA	Pct	3FG	3FGA	Pct	FT	FTA	Pct	Off	Def	Tot	Avg	PF	FO	Ast	TO	Blk	Stl	Pts	Avg
2014	9-0	56	6.2	2	11	.182	1	5	.200	0	0	.000	1	9	10	1.1	7	0	5	5	0	2	5	0.6
2015	12-0	130	10.8	5	21	.238	2	11	.182	6	6	1.000	6	12	18	1.5	10	0	1	6	1	2	18	1.5
Totals	21-0	186	8.9	7	32	.219	3	16	.188	6	6	1.000	7	21	28	1.3	17	0	6	11	1	4	23	1.1



#10 - DUANE NOTICE

JUNIOR | GUARD | 6'2" | 218 | 2 LETTERS

WOODBIDGE, ONTARIO, CANADA/ST. THOMAS MORE

SEASON NOTABLES

- Is Carolina's top returning scorer after averaging 11.7 points per game last season, posting 20 double-figure scoring games, including three 20-point performances
- Also team's top returning threat from beyond the arc after hitting 36.3 percent of his attempts from 3 last season
- Scored three points, dished two assists in exhibition vs. Allen
- Scored a team high 14 points off the bench vs. Norfolk State, hitting three 3s and dishing three assists in 20 minutes
- Hit four 3-pointers and scored 18 points in a win over Oral Roberts
- Perfect 2-of-2 from 3-point range in win vs. DePaul, scoring 11 points, all in the first half
- Converted a career-high 7-of-10 attempts from the free throw line against Tulsa, finishing with 11 points
- Season high five assists to go along with 16 points and matched a career high with three steals in win vs. Lipscomb
- Went for 15 points in just 19 minutes off the bench against USE, converting 6-of-8 attempts from the field
- Hit a pair of critical 3-pointers in the second half of the team's win over Clemson, finishing with 10 points
- Scored 20 points off the bench against St. John's, hitting 7-of-10 field goals in 28 minutes

NOTICE'S CAREER HIGHS

Points

Career 27, at Marshall (Dec. 1, 2014)
 Season 20, vs. St. John's (Dec. 22, 2015)

Field Goals

Career 10, at Marshall (Dec. 1, 2014)
 Season 7, vs. St. John's (Dec. 22, 2015)

Field Goal Attempts

Career 18, twice, last at LSU (Jan. 28, 2015)
 Season 16, vs. Lipscomb (Nov. 27, 2015)

3-Point Field Goals

Career 5, vs. Clemson (Dec. 20, 2014)
 Season 4, vs. Oral Roberts (Nov. 16, 2015)

3-Point Field Goal Attempts

Career 11, twice, last at Alabama (Feb. 24, 2015)
 Season 7, vs. Oral Roberts (Nov. 16, 2015)

Free Throws

Career 7, twice, last vs. Tulsa (Nov. 23, 2015)
 Season 7, vs. Tulsa (Nov. 23, 2015)

Free Throw Attempts

Career 10, twice, last vs. Tulsa (Nov. 23, 2015)
 Season 7, vs. Tulsa (Nov. 23, 2015)

Rebounds

Career 8, vs. Auburn (March 12, 2014)
 Season 5, vs. Lipscomb (Nov. 27, 2015)

Assists

Career 8, vs. SC State (Jan. 3, 2014)
 Season 5, vs. Lipscomb (Nov. 27, 2015)

Blocks

Career 1, 8x, vs. Lipscomb (Nov. 27, 2015)
 Season 1, vs. Lipscomb (Nov. 27, 2015)

Steals

Career 3, 4x, last, vs. Lipscomb (Nov. 27, 2015)
 Season 3, vs. Lipscomb (Nov. 27, 2015)

Minutes Played

Career 40, vs. Texas A&M (Feb. 21, 2015)
 Season 29, vs. Tulsa (Nov. 23, 2015)

2015-16

Opponent	Date	GS	Min	FG-FGA	Pct	3FG-FGA	Pct	FT-FTA	Pct	Off	Def	Tot	Avg	PF	FO	A	TO	Blk	Stl	Pts	Avg
Norfolk State	11/14/15		20	4-11	.364	3-6	.500	3-3	1.000	1	2	3	3.0	3	0	3	0	0	0	14	14.0
Oral Roberts	11/16/15		27	6-12	.500	4-7	.571	2-2	1.000	1	3	4	3.5	1	0	0	1	0	2	18	16.0
vs. DePaul	11/20/15		23	3-8	.375	2-2	1.000	3-4	.750	1	1	2	3.0	2	0	3	1	0	1	11	14.3
vs. Hofstra	11/22/15		25	2-7	.285	1-2	.500	2-2	1.000	1	0	1	2.5	0	0	3	0	0	1	7	12.5
vs. Tulsa	11/23/15		29	2-7	.285	0-1	.000	7-10	.700	0	0	0	2.0	0	0	1	1	0	0	11	12.2
Lipscomb	11/27/15		24	5-16	.312	2-6	.333	4-5	.800	2	3	5	2.5	2	0	5	0	1	3	16	12.8
Western Carolina	11/30/15		12	3-6	.500	1-4	.250	0-0	.000	0	0	0	2.1	2	0	0	2	0	0	7	12.0
USEF	12/5/15		19	6-8	.750	2-4	.500	1-1	1.000	0	3	3	2.3	0	0	2	1	0	1	15	12.4
Drexel	12/15/15		19	2-6	.333	0-3	.000	1-2	.500	1	1	2	2.2	0	0	0	2	0	1	5	11.6
at Clemson	12/18/15		23	3-10	.300	3-7	.429	1-2	.500	0	2	2	2.1	1	0	1	1	0	0	10	11.4
vs. St. John's	12/22/15		28	7-10	.700	2-2	1.000	4-5	.800	0	0	0	2.0	2	0	1	2	0	2	20	12.2
Francis Marion	12/30/15		18	3-9	.333	3-7	.429	1-2	.500	0	0	0	1.8	1	0	1	0	0	2	10	12.0
Memphis	1/2/16																				
at Auburn	1/5/16																				
Vanderbilt	1/9/16																				
at Alabama	1/13/16																				
Missouri	1/16/16																				
at Ole Miss	1/19/16																				
at Tennessee	1/23/16																				
Mississippi State	1/26/16																				
Alabama	1/30/16																				
at Georgia	2/2/16																				
Texas A&M	2/6/16																				
LSU	2/10/16																				
Kentucky	2/13/16																				
at Missouri	2/16/16																				
Florida	2/20/16																				
Tennessee	2/24/16																				
at Mississippi State	2/27/16																				
Georgia	3/3/16																				
at Arkansas	3/5/16																				

CAREER STATISTICS

Season	GP-GS	Min	Avg	FG	FGA	Pct	3FG	3FGA	Pct	FT	FTA	Pct	Off	Def	Tot	Avg	PF	FO	Ast	TO	Blk	Stl	Pts	Avg
2013-14	34-22	856	25.2	90	237	.380	21	58	.362	78	116	.672	35	64	99	2.9	72	2	99	89	4	20	279	8.2
2014-15	33-33	987	29.9	127	337	.377	61	168	.363	72	91	.791	20	67	87	2.6	61	0	89	60	4	29	387	11.7
2015-16	12-0	267	22.3	46	110	.418	23	51	.451	29	38	.763	7	15	22	2.2	14	0	20	11	1	13	144	12.0
Totals	79-55	2110	26.7	263	684	.385	105	277	.379	179	245	.731	62	146	208	2.6	147	2	208	160	9	62	810	10.3

CAREER SEC STATISTICS

Season	GP-GS	Min	Avg	FG	FGA	Pct	3FG	3FGA	Pct	FT	FTA	Pct	Off	Def	Tot	Avg	PF	FO	Ast	TO	Blk	Stl	Pts	Avg
2014	18-14	516	28.7	48	133	.361	8	30	.267	46	71	.648	19	34	53	2.9	41	1	50	58	1	11	150	8.3
2015	17-17	511	30.1	58	184	.315	31	98	.316	24	33	.727	11	33	44	2.6	33	0	43	28	2	10	171	10.1
Totals	35-31	1027	29.3	106	317	.334	39	128	.305	70	104	.673	30	67	97	2.8	74	1	93	86	3	21	321	9.2



#0 - SINDARIUS THORNWELL

JUNIOR | GUARD | 6'5" | 215 | 2 LETTERS

LANCASTER, S.C./OAK HILL ACADEMY (WILSON, VA.)

SEASON NOTABLES

- Enters this season healthy after dealing with knee tendonitis last season
- Has 821 career points entering his junior campaign
- Has scored in double figures in 45 of his 67 career games, including nine 20-point performances
- Led all scorers with 17 points, while collecting three rebounds in exhibition vs. Allen
- Along with Notice, led the team with 14 points, hitting a three and posting a 7-of-9 effort from the free throw line, while also dishing two assists with three steals in opener vs. Norfolk State
- Passed out seven assists without committing a turnover in a win over Oral Roberts
- Posted fourth-career double-double with 10 points and a team high 10 rebounds in win vs. DePaul; also collected two steals vs. the Blue Demons
- 14 points on 4-of-8 shooting vs. Hofstra, also pulled down team high nine rebounds with a team best six assists vs. the Pride
- Scored season highs with 16 points with five steals in the Paradise Jam championship against Tulsa, and earned tournament MVP honors
- Came two rebounds shy of a double-double against Western Carolina, adding in 10 points and three assists
- Hit a season-high six field goals against USF, finishing with 15 points
- Scored 13 points with five assists and four rebounds against Drexel
- Pulled down nine rebounds and lit up the arena with a momentum-swinging dunk against Clemson

THORNWELL'S CAREER HIGHS

Points

Career 26, at Georgia (Jan. 22, 2014)
 Season 16, vs. Tulsa (Nov. 23, 2015)

Field Goals

Career 9, 2x, last at Mississippi State (March 8, 2014)
 Season 6, vs. USF (Dec. 5, 2015)

Field Goal Attempts

Career 24, vs. Charlotte (Nov. 21, 2014)
 Season 15, vs. Oral Roberts (Nov. 16, 2015)

3-Point Field Goals

Career 4, twice, last vs. Missouri (March 11, 2015)
 Season 2, 4x, last vs. Drexel (Dec. 15, 2015)

3-Point Field Goal Attempts

Career 10, twice, last vs. Charlotte (Nov. 21, 2014)
 Season 7, vs. USF (Dec. 5, 2015)

Free Throws

Career 10, twice, last vs. Georgia (Feb. 22, 2014)
 Season 7, vs. Norfolk State (Nov. 14, 2015)

Free Throw Attempts

Career 13, vs. Manhattan (Dec. 17, 2013)
 Season 9, vs. Norfolk State (Nov. 14, 2015)

Rebounds

Career 11, 2x, last at Mississippi State (March 8, 2014)
 Season 10, vs. DePaul (Nov. 20, 2015)

Assists

Career 9, vs. Auburn (Feb. 5, 2014)
 Season 7, vs. Oral Roberts (Nov. 16, 2015)

Blocks

Career 2, 6x, last vs. North Carolina A&T (Dec. 30, 2014)
 Season 1, at Clemson (Dec. 18, 2015)

Steals

Career 6, vs. UNC Asheville (Nov. 26, 2014)
 Season 5, vs. Tulsa (Nov. 23, 2015)

Minutes Played

Career 40, vs. Georgia (Feb. 22, 2014)
 Season 33, vs. Hofstra (Nov. 22, 2015)

2015-16

Opponent	Date	GS	Min	FG-FGA	Pct	3FG-FGA	Pct	FT-FTA	Pct	Off	Def	Tot	Avg	PF	FO	A	TO	Blk	Stl	Pts	Avg
Norfolk State	11/14/15	*	31	3-9	.333	1-3	.333	7-9	.778	0	4	4	4.0	2	0	2	3	0	3	14	14.0
Oral Roberts	11/16/15	*	32	3-15	.200	1-4	.250	4-6	.667	1	2	3	3.5	1	0	7	0	0	0	11	12.5
vs. DePaul	11/20/15	*	31	4-10	.400	0-1	.000	2-3	.667	3	7	10	5.7	3	0	3	3	0	2	10	11.7
vs. Hofstra	11/22/15	*	33	4-8	.500	0-2	.000	6-8	.750	1	8	9	6.5	1	0	6	0	0	0	14	12.3
vs. Tulsa	11/23/15	*	30	4-10	.400	2-4	.500	6-6	1.000	0	3	3	5.8	3	0	2	2	0	5	16	13.0
Lipscomb	11/27/15	*	30	0-5	.000	0-3	.000	2-4	.500	0	5	5	5.7	2	0	6	4	0	2	2	11.2
Western Carolina	11/30/15	*	25	3-12	.250	2-6	.333	2-2	1.000	2	6	8	6.0	0	0	3	3	0	2	10	11.0
USF	12/5/15	*	27	6-13	.462	2-7	.286	1-1	1.000	0	0	0	5.3	2	0	2	1	0	0	15	11.5
Drexel	12/15/15	*	28	4-8	.500	2-3	.667	3-4	.750	1	3	4	5.1	1	0	5	1	0	1	13	11.7
at Clemson	12/18/15	*	31	2-10	.200	1-6	.167	3-3	1.000	3	6	9	5.5	2	0	3	2	1	0	8	11.3
vs. St. John's	12/22/15	*	32	2-5	.400	1-3	.333	5-6	.833	1	3	4	5.4	2	0	3	2	0	0	10	11.2
Francis Marion	12/30/15	*	22	2-5	.400	1-4	.250	2-2	1.000	1	2	3	5.2	2	0	4	2	0	2	7	10.8
Memphis	1/2/16																				
at Auburn	1/5/16																				
Vanderbilt	1/9/16																				
at Alabama	1/13/16																				
Missouri	1/16/16																				
at Ole Miss	1/19/16																				
at Tennessee	1/23/16																				
Mississippi State	1/26/16																				
Alabama	1/30/16																				
at Georgia	2/2/16																				
Texas A&M	2/6/16																				
LSU	2/10/16																				
Kentucky	2/13/16																				
at Missouri	2/16/16																				
Florida	2/20/16																				
Tennessee	2/24/16																				
at Mississippi State	2/27/16																				
Georgia	3/3/16																				
at Arkansas	3/5/16																				

CAREER STATISTICS

Season	GP-GS	Min	Avg	FG	FGA	Pct	3FG	3FGA	Pct	FT	FTA	Pct	Off	Def	Tot	Avg	PF	FO	Ast	TO	Blk	Stl	Pts	Avg
2013-14	34-34	1007	29.6	143	370	.386	37	100	.370	131	178	.736	48	91	139	4.1	100	2	101	106	21	40	454	13.4
2014-15	33-33	1011	30.6	114	335	.340	38	142	.268	101	141	.716	50	111	161	4.9	83	3	73	71	11	43	367	11.1
2015-16	12-12	352	29.3	37	110	.336	13	46	.283	43	54	.796	13	49	62	5.2	21	0	46	23	1	17	130	10.8
Totals	79-79	2370	30.0	294	815	.361	88	288	.306	275	373	.737	111	251	362	4.6	204	5	220	200	33	100	951	12.0

CAREER SEC STATISTICS

Season	GP-GS	Min	Avg	FG	FGA	Pct	3FG	3FGA	Pct	FT	FTA	Pct	Off	Def	Tot	Avg	PF	FO	Ast	TO	Blk	Stl	Pts	Avg
2014	18-18	597	33.2	90	229	.393	21	60	.350	79	105	.752	29	56	85	4.7	55	2	72	75	13	21	280	15.6
2015	18-18	578	32.1	55	180	.306	23	83	.277	58	76	.763	24	52	76	4.2	47	2	39	44	3	19	191	10.6
Totals	36-36	1175	32.6	145	409	.355	44	143	.308	137	181	.757	53	108	161	4.5	102	4	111	119	16	40	471	13.1



#1 MARCUS STROMAN

SOPHOMORE | GUARD | 6'2" | 185 | 1 LETTER

COLUMBIA, S.C./KEENAN

SEASON NOTABLES

- Returns as team's top assist maker after posting 3.1 per game as a freshman last season
- Dished a team-high five assists and collected three steals in exhibition vs. Allen
- Scored five points, with three rebounds and two assists in 17 minutes off the bench vs. Norfolk State
- Scored season high seven points in win vs. DePaul
- DNP vs. Lipscomb due to an outside left quad strain
- Picked four steals in a win over Western Carolina, a new career high
- Pulled down a season-high five rebounds against Drexel

STROMAN'S CAREER HIGHS

Points

Career 10, twice, last at Arkansas (Feb. 3, 2015)
 Season 7, vs. DePaul (Nov. 20, 2015)

Field Goals

Career 4, vs. Akron (Nov. 23, 2014)
 Season 2, vs. DePaul (Nov. 20, 2015)

Field Goal Attempts

Career 9, at Arkansas (Feb. 3, 2015)
 Season 6, vs. DePaul (Nov. 20, 2015)

3-Point Field Goals

Career 1, 3x last, vs. DePaul (Nov. 20, 2015)
 Season 1, twice, last vs. DePaul (Nov. 20, 2015)

3-Point Field Goal Attempts

Career 3, 3x, last vs. DePaul (Nov. 20, 2015)
 Season 3, vs. DePaul (Nov. 20, 2015)

Free Throws

Career 5, vs. Missouri (March 11, 2015)
 Season 2, 5x, last vs. Francis Marion (Dec. 30, 2015)

Free Throw Attempts

Career 6, vs. Cornell (Nov. 20, 2014)
 Season 4, twice, last vs. Drexel (Dec. 15, 2015)

Rebounds

Career 8, vs. Oklahoma St. (Dec. 6, 2014)
 Season 5, vs. Drexel (Dec. 15, 2015)

Assists

Career 8, vs. Coker (Dec. 21, 2014)
 Season 3, twice, last vs. USF (Dec. 5, 2015)

Blocks

Career 1, 6x, last vs. Drexel (Dec. 15, 2015)
 Season 1, 3x, last vs. Drexel (Dec. 15, 2015)

Steals

Career 4, vs. Western Carolina (Nov. 30, 2015)
 Season 4, vs. Western Carolina (Nov. 30, 2015)

Minutes Played

Career 29, vs. Florida (Jan. 7, 2015)
 Season 22, vs. Oral Roberts (Nov. 16, 2015)

2015-16

Opponent	Date	GS	Min	FG-FGA	Pct	3FG-FGA	Pct	FT-FTA	Pct	Off	Def	Tot	Avg	PF	FO	A	TO	Blk	Stl	Pts	Avg
Norfolk State	11/14/15	17	1-1	1.000	1-1	1.000	2-4	.500	1	2	3	3.0	0	0	2	2	0	0	5	5.0	
Oral Roberts	11/16/15	22	0-3	.000	0-1	.000	0-0	.000	1	0	1	2.0	1	0	1	0	0	0	0	0	2.5
vs. DePaul	11/20/15	18	2-6	.333	1-3	.333	2-2	1.000	0	3	3	2.3	2	0	0	1	0	0	7	4.0	
vs. Hofstra	11/22/15	15	0-1	.000	0-0	.000	0-0	.000	1	0	1	2.0	4	0	2	0	0	1	0	3.0	
vs. Tulsa	11/23/15	19	1-1	1.000	0-0	.000	0-2	.000	0	2	2	2.0	1	0	1	3	0	0	2	2.8	
Lipscomb	11/27/15	-	-	-	-	-	-	-	DNP - Quad Injury		-	-	-	-	-	-	-	-	-	-	
Western Carolina	11/30/15	21	0-2	.000	0-0	.000	1-2	.500	0	3	3	2.2	0	0	3	3	1	4	1	2.5	
USF	12/5/15	10	1-1	1.000	0-0	.000	0-0	.000	1	2	3	2.3	0	0	3	1	1	0	2	2.4	
Drexel	12/15/15	16	0-1	.000	0-0	.000	2-4	.500	1	4	5	2.6	1	0	2	2	1	0	2	2.4	
at Clemson	12/18/15	10	0-1	.000	0-0	.000	0-0	.000	0	1	1	2.4	0	0	2	0	0	1	0	2.1	
vs. St. John's	12/22/15	16	0-2	.000	0-0	.000	2-2	1.000	1	0	1	2.3	2	0	2	0	0	1	2	2.1	
Francis Marion	12/30/15	12	0-0	.000	0-0	.000	2-2	1.000	0	2	2	2.3	0	0	0	2	0	0	2	2.1	
Memphis	1/2/16																				
at Auburn	1/5/16																				
Vanderbilt	1/9/16																				
at Alabama	1/13/16																				
Missouri	1/16/16																				
at Ole Miss	1/19/16																				
at Tennessee	1/23/16																				
Mississippi State	1/26/16																				
Alabama	1/30/16																				
at Georgia	2/2/16																				
Texas A&M	2/6/16																				
LSU	2/10/16																				
Kentucky	2/13/16																				
at Missouri	2/16/16																				
Florida	2/20/16																				
Tennessee	2/24/16																				
at Mississippi State	2/27/16																				
Georgia	3/3/16																				
at Arkansas	3/5/16																				

CAREER STATISTICS

Season	GP-GS	Min	Avg	FG	FGA	Pct	3FG	3FGA	Pct	FT	FTA	Pct	Off	Def	Tot	Avg	PF	FO	Ast	TO	Blk	Stl	Pts	Avg
2014-15	28-0	573	20.5	39	104	.375	2	18	.111	41	63	.651	16	57	73	2.6	61	0	87	57	4	22	121	4.3
2015-16	11-0	176	16.0	5	19	.263	2	5	.400	11	16	.688	6	19	25	2.3	11	0	18	15	3	7	23	2.1
Totals	39-0	749	19.2	44	123	.358	4	23	.174	52	79	.658	22	76	98	2.5	72	0	105	72	7	29	144	3.7

CAREER SEC STATISTICS

Season	GP-GS	Min	Avg	FG	FGA	Pct	3FG	3FGA	Pct	FT	FTA	Pct	Off	Def	Tot	Avg	PF	FO	Ast	TO	Blk	Stl	Pts	Avg
2015	13-0	253	19.5	16	49	.327	1	11	.091	16	25	.640	5	17	22	1.7	31	0	34	24	2	10	49	3.8



#5 TEMARCUS BLANTON

R-FRESHMAN | GUARD | 6'5" | 215 | HS

LOCUST GROVE, GA./LUELLA

SEASON NOTABLES

- Returns after suffering a season-ending hip injury which required surgery during the 2014-15 preseason
- Scored seven points in just six minutes in exhibition vs. Allen
- Played seven minutes against Western Carolina, recording his first two career field goal attempts and a steal
- Scored his first career points in the win over USF, playing six minutes against the Bulls
- Hit both attempts from 3 against Drexel, his first made field goals at Carolina

BLANTON'S SEASON HIGHS

Points

6, vs. Drexel (Dec. 15, 2015)

Field Goals

2, vs. Drexel (Dec. 15, 2015)

Field Goal Attempts

2, 3x, last vs. Francis Marion (Dec. 30, 2015)

3-Point Field Goals

2, vs. Drexel (Dec. 15, 2015)

3-Point Field Goal Attempts

2, vs. Drexel (Dec. 15, 2015)

Free Throws

2, twice, last vs. Francis Marion (Dec. 30, 2015)

Free Throw Attempts

2, twice, last vs. Francis Marion (Dec. 30, 2015)

Rebounds

3, vs. Francis Marion (Dec. 30, 2015)

Assists

1, twice, last vs. Western Carolina (Nov. 30, 2015)

Blocks

-

Steals

1, twice, last vs. USF (Dec. 5, 2015)

Minutes Played

7, vs. Western Carolina (Nov. 30, 2015)

2015-16

Opponent	Date	GS	Min	FG-FGA	Pct	3FG-FGA	Pct	FT-FTA	Pct	Off	Def	Tot	Avg	PF	FO	A	TO	Blk	Stl	Pts	Avg
Norfolk State	11/14/15	1	0-0	.000	0-0	.000	0-0	.000	0	0	0	0.0	1	0	1	0	0	0	0	0	0.0
Oral Roberts	11/16/15	1	0-0	.000	0-0	.000	0-0	.000	0	0	0	0.0	1	0	0	0	0	0	0	0	0.0
vs. DePaul	11/20/15	-	-	-	-	-	-	-	-DNP - Coach's Decision	-	-	-	-	-	-	-	-	-	-	-	-
vs. Hofstra	11/22/15	-	-	-	-	-	-	-	-DNP - Coach's Decision	-	-	-	-	-	-	-	-	-	-	-	-
vs. Tulsa	11/23/15	-	-	-	-	-	-	-	-DNP - Coach's Decision	-	-	-	-	-	-	-	-	-	-	-	-
Lipscomb	11/27/15	5	0-0	.000	0-0	.000	0-0	.000	0	0	0	0.0	1	0	0	1	0	0	0	0	0.0
Western Carolina	11/30/15	7	0-2	.000	0-0	.000	0-0	.000	0	0	0	0.0	0	0	0	1	0	0	1	0	0.0
USF	12/5/15	6	0-1	.000	0-0	.000	2-2	1.000	0	1	1	0.2	0	0	0	0	0	0	1	2	0.4
Drexel	12/15/15	3	2-2	1.000	2-2	1.000	0-0	.000	0	1	1	0.3	0	0	0	0	0	0	0	6	1.3
at Clemson	12/18/15	-	-	-	-	-	-	-	-DNP - Coach's Decision	-	-	-	-	-	-	-	-	-	-	-	-
vs. St. John's	12/22/15	-	-	-	-	-	-	-	-DNP - Coach's Decision	-	-	-	-	-	-	-	-	-	-	-	-
Francis Marion	12/30/15	6	0-2	.000	0-1	.000	2-2	1.000	2	1	3	0.7	1	0	0	0	0	0	0	2	1.4
Memphis	1/2/16																				
at Auburn	1/5/16																				
Vanderbilt	1/9/16																				
at Alabama	1/13/16																				
Missouri	1/16/16																				
at Ole Miss	1/19/16																				
at Tennessee	1/23/16																				
Mississippi State	1/26/16																				
Alabama	1/30/16																				
at Georgia	2/2/16																				
Texas A&M	2/6/16																				
LSU	2/10/16																				
Kentucky	2/13/16																				
at Missouri	2/16/16																				
Florida	2/20/16																				
Tennessee	2/24/16																				
at Mississippi State	2/27/16																				
Georgia	3/3/16																				
at Arkansas	3/5/16																				

CAREER STATISTICS

Season	GP-GS	Min	Avg	FG	FGA	Pct	3FG	3FGA	Pct	FT	FTA	Pct	Off	Def	Tot	Avg	PF	FO	Ast	TO	Blk	Stl	Pts	Avg
2015-16	7-0	29	4.1	2	7	.286	2	4	.500	4	4	1.000	2	3	5	0.7	4	0	2	1	0	2	10	1.4

CAREER SEC STATISTICS

Season	GP-GS	Min	Avg	FG	FGA	Pct	3FG	3FGA	Pct	FT	FTA	Pct	Off	Def	Tot	Avg	PF	FO	Ast	TO	Blk	Stl	Pts	Avg
2016																								



#23 ERIC COBB

FRESHMAN | FORWARD | 6'9" | 296 | HS

JACKSONVILLE, FLA./ST. FRANCIS ACADEMY (BALTIMORE)

SEASON NOTABLES

- Noted as a true post player who has the ability to play with his back to the basket
- 4-star prospect by several outlets
- Led the team with 14 rebounds, while adding eight points in exhibition vs. Allen
- Saw action vs. Norfolk State, scored two points
- Earned extended playing time with an efficient day against Oral Roberts, with six points and three rebounds in 12 minutes
- Saw action vs. DePaul, collecting three rebounds
- Hit a pair of field goals in a win over Western Carolina
- Pulled down a season-best four rebounds against Drexel
- Provided a big boost off the bench vs. Clemson, with four points and a new season-high of five rebounds
- Played a season-high 16 minutes with seven rebounds against Francis Marion

COBB'S SEASON HIGHS

Points

6, vs. Oral Roberts (Nov. 16, 2015)

Field Goals

3, vs. Oral Roberts (Nov. 16, 2015)

Field Goal Attempts

4, vs. Western Carolina (Nov. 30, 2015)

3-Point Field Goals

-

3-Point Field Goal Attempts

-

Free Throws

-

Free Throw Attempts

2, vs. Western Carolina (Nov. 30, 2015)

Rebounds

7, vs. Francis Marion (Dec. 30, 2015)

Assists

2, vs. Francis Marion (Dec. 30, 2015)

Blocks

1, twice, last vs. Francis Marion (Dec. 30, 2015)

Steals

1, vs. Norfolk State (Nov. 14, 2015)

Minutes Played

16, vs. Francis Marion (Dec. 30, 2015)

2015-16

Opponent	Date	GS	Min	FG-FGA	Pct	3FG-FGA	Pct	FT-FTA	Pct	Off	Def	Tot	Avg	PF	FO	A	TO	Blk	Stl	Pts	Avg
Norfolk State	11/14/15		8	1-1	1.000	0-0	.000	0-1	.000	0	1	1	1.0	2	0	0	1	0	1	2	2.0
Oral Roberts	11/16/15		12	3-3	1.000	0-0	.000	0-0	.000	2	1	3	2.0	1	0	0	1	0	0	8	5.0
vs. DePaul	11/20/15		11	0-0	.000	0-0	.000	0-0	.000	0	3	3	2.3	0	0	0	0	0	0	0	2.7
vs. Hofstra	11/22/15		4	1-2	.500	0-0	.000	0-0	.000	0	0	0	1.8	1	0	0	0	0	0	2	2.5
vs. Tulsa	11/23/15		9	1-2	.500	0-0	.000	0-0	.000	0	3	3	2.0	4	0	0	2	0	0	2	2.4
Lipscomb	11/27/15		2	0-0	.000	0-0	.000	0-0	.000	0	1	1	1.8	0	0	0	0	0	0	0	2.0
Western Carolina	11/30/15		10	2-4	.500	0-0	.000	0-2	.000	1	0	1	1.7	0	0	0	1	0	0	4	2.3
USF	12/5/15		8	0-0	.000	0-0	.000	0-0	.000	0	1	1	1.6	1	0	1	1	0	0	0	2.0
Drexel	12/15/15		12	0-1	.000	0-0	.000	0-0	.000	0	4	4	1.9	2	0	0	1	1	0	0	1.8
at Clemson	12/18/15		11	2-2	1.000	0-0	.000	0-0	.000	2	3	5	2.2	2	0	0	1	0	0	4	1.9
vs. St. John's	12/22/15		6	0-0	.000	0-0	.000	0-0	.000	1	2	3	2.3	2	0	0	1	0	0	0	1.8
Francis Marion	12/30/15		16	1-1	1.000	0-0	.000	0-7	.000	4	3	7	2.7	0	0	2	2	1	0	2	1.8
Memphis	1/2/16																				
at Auburn	1/5/16																				
Vanderbilt	1/9/16																				
at Alabama	1/13/16																				
Missouri	1/16/16																				
at Ole Miss	1/19/16																				
at Tennessee	1/23/16																				
Mississippi State	1/26/16																				
Alabama	1/30/16																				
at Georgia	2/2/16																				
Texas A&M	2/6/16																				
LSU	2/10/16																				
Kentucky	2/13/16																				
at Missouri	2/16/16																				
Florida	2/20/16																				
Tennessee	2/24/16																				
at Mississippi State	2/27/16																				
Georgia	3/3/16																				
at Arkansas	3/5/16																				

CAREER STATISTICS

Season	GP-GS	Min	Avg	FG	FGA	Pct	3FG	3FGA	Pct	FT	FTA	Pct	Off	Def	Tot	Avg	PF	FO	Ast	TO	Blk	Stl	Pts	Avg
2015-16	12-0	109	9.1	11	16	.688	0	0	.000	0	10	.000	10	22	32	2.7	18	0	3	11	2	1	22	1.8

CAREER SEC STATISTICS

Season	GP-GS	Min	Avg	FG	FGA	Pct	3FG	3FGA	Pct	FT	FTA	Pct	Off	Def	Tot	Avg	PF	FO	Ast	TO	Blk	Stl	Pts	Avg
2016																								



#2 RAYMOND DOBY

FRESHMAN | FORWARD | 6'6" | 233 | HS

CAHOKIA, ILL./MONTROSE CHRISTIAN SCHOOL

SEASON NOTABLES

- 3-star prospect who will provide size and athleticism in the front court
- Collected one steal and one rebound in exhibition vs. Allen
- Played four minutes against Western Carolina, recording his first career block
- Played three minutes vs. Drexel
- Scored eight points with four rebounds in just seven minutes of playing time vs. Francis Marion

DOBY'S SEASON HIGHS

Points

8, vs. Francis Marion (Dec. 30, 2015)

Field Goals

2, vs. Francis Marion (Dec. 30, 2015)

Field Goal Attempts

5, vs. Francis Marion (Dec. 30, 2015)

3-Point Field Goals

-

3-Point Field Goal Attempts

-

Free Throws

4, vs. Francis Marion (Dec. 30, 2015)

Free Throw Attempts

8, vs. Francis Marion (Dec. 30, 2015)

Rebounds

4, vs. Francis Marion (Dec. 30, 2015)

Assists

-

Blocks

1, vs. Western Carolina (Nov. 30, 2015)

Steals

-

Minutes Played

7, vs. Francis Marion (Dec. 30, 2015)

2015-16

Opponent	Date	GS	Min	FG-FGA	Pct	3FG-FGA	Pct	FT-FTA	Pct	Off	Def	Tot	Avg	PF	FO	A	TO	Blk	Stl	Pts	Avg
Norfolk State	11/14/15	-	-	-	-	-	-	-	-	-DNP - Coach's Decision	-	-	-	-	-	-	-	-	-	-	-
Oral Roberts	11/16/15	1	0-0	.000	0-0	.000	0-0	.000	0-0	0	0	0	0.0	1	0	0	0	0	0	0	0.0
vs. DePaul	11/20/15	1	0-0	.000	0-0	.000	0-0	.000	0-0	0	0	0	0.0	3	0	0	0	0	0	0	0.0
vs. Hofstra	11/22/15	-	-	-	-	-	-	-	-	-DNP - Coach's Decision	-	-	-	-	-	-	-	-	-	-	-
vs. Tulsa	11/23/15	-	-	-	-	-	-	-	-	-DNP - Coach's Decision	-	-	-	-	-	-	-	-	-	-	-
Lipscomb	11/27/15	2	0-1	.000	0-0	.000	0-0	.000	0-0	0	1	1	0.3	0	0	0	0	0	0	0	0.0
Western Carolina	11/30/15	4	0-0	.000	0-0	.000	0-0	.000	0-0	0	0	0	0.3	0	0	0	0	1	0	0	0.0
USF	12/5/15	-	-	-	-	-	-	-	-	-DNP - Back Spasms-	-	-	-	-	-	-	-	-	-	-	-
Drexel	12/15/15	3	0-0	.000	0-0	.000	0-0	.000	0-0	0	0	0	0.2	0	0	0	1	0	0	0	0.0
at Clemson	12/18/15	-	-	-	-	-	-	-	-	-DNP - Coach's Decision	-	-	-	-	-	-	-	-	-	-	-
vs. St. John's	12/22/15	-	-	-	-	-	-	-	-	-DNP - Coach's Decision	-	-	-	-	-	-	-	-	-	-	-
Francis Marion	12/30/15	7	2-5	.400	0-0	.000	4-8	.500	3	1	4	0.8	0	0	0	0	0	0	0	8	1.3
Memphis	1/2/16																				
at Auburn	1/5/16																				
Vanderbilt	1/9/16																				
at Alabama	1/13/16																				
Missouri	1/16/16																				
at Ole Miss	1/19/16																				
at Tennessee	1/23/16																				
Mississippi State	1/26/16																				
Alabama	1/30/16																				
at Georgia	2/2/16																				
Texas A&M	2/6/16																				
LSU	2/10/16																				
Kentucky	2/13/16																				
at Missouri	2/16/16																				
Florida	2/20/16																				
Tennessee	2/24/16																				
at Mississippi State	2/27/16																				
Georgia	3/3/16																				
at Arkansas	3/5/16																				

CAREER STATISTICS

Season	GP-GS	Min	Avg	FG	FGA	Pct	3FG	3FGA	Pct	FT	FTA	Pct	Off	Def	Tot	Avg	PF	FO	Ast	TO	Blk	Stl	Pts	Avg
2015-16	6-0	18	3.0	2	6	.333	0	0	.000	4	8	.500	3	2	5	0.8	4	0	0	2	1	0	8	1.3

CAREER SEC STATISTICS

Season	GP-GS	Min	Avg	FG	FGA	Pct	3FG	3FGA	Pct	FT	FTA	Pct	Off	Def	Tot	Avg	PF	FO	Ast	TO	Blk	Stl	Pts	Avg
2016																								



#15 PJ DOZIER

FRESHMAN | GUARD | 6'6" | 200 | HS
COLUMBIA, S.C./SPRING VALLEY

SEASON NOTABLES

- Highly-touted recruit and noted as one of the top point guards in the nation in his class
- Rated as the No. 19 overall prospect by ESPN.com
- 2015 McDonald's All-American and 2014-15 Gatorade Player of the Year in the State of South Carolina
- Dished four assists with two steals, seven points and seven rebounds in exhibition vs. Allen
- Earned the start in first-career game vs. Norfolk State, scored seven points with three assists, four rebounds and three steals in 21 minutes
- Seven points, with two rebounds and two steals in win vs. DePaul
- Best game of the season to date with 12 points and nine rebounds in 26 minutes vs. Hofstra
- Eight points with four assists in Paradise Jam Championship vs. Tulsa
- Scored 11 points and dished a season high five assists with six rebounds and a pair of steals vs. Lipscomb
- Picked up four steals to go with 12 points in 26 minutes against USF
- Led the team with 16 points, ten coming from the free throw line, in 24 minutes of action vs. Drexel
- Had his most efficient night of shooting as a Gamecock, scoring 13 points on 5-of-8 shooting vs. Clemson

DOZIER'S SEASON HIGHS

Points

16, vs. Drexel (Dec. 15, 2015)

Field Goals

5, 3x, last at Clemson (Dec. 18, 2015)

Field Goal Attempts

12, vs. USF (Dec. 5, 2015)

3-Point Field Goals

2, vs. Hofstra (Nov. 22, 2015)

3-Point Field Goal Attempts

4, twice, last vs. Francis Marion (Dec. 30, 2015)

Free Throws

10, vs. Drexel (Dec. 15, 2015)

Free Throw Attempts

16, vs. Drexel (Dec. 15, 2015)

Rebounds

9, vs. Hofstra (Nov. 22, 2015)

Assists

5, vs. Lipscomb (Nov. 27, 2015)

Blocks

2, vs. Oral Roberts (Nov. 16, 2015)

Steals

5, vs. Francis Marion (Dec. 30, 2015)

Minutes Played

27, at Clemson (Dec. 18, 2015)

2015-16

Opponent	Date	GS	Min	FG-FGA	Pct	3FG-FGA	Pct	FT-FTA	Pct	Off	Def	Tot	Avg	PF	FO	A	TO	Blk	Stl	Pts	Avg
Norfolk State	11/14/15	*	21	3-7	.428	1-2	.500	0-2	.000	1	3	4	4.0	3	0	3	1	0	3	7	7.0
Oral Roberts	11/16/15	*	12	0-3	.000	0-1	.000	0-0	.000	0	2	2	3.0	2	0	2	1	2	1	0	3.5
vs. DePaul	11/20/15	*	14	3-6	.500	0-0	.000	1-2	.500	1	1	2	2.7	2	0	0	2	0	2	7	4.7
vs. Hofstra	11/22/15	*	26	5-10	.500	2-2	1.000	0-1	.000	4	5	9	4.3	3	0	2	3	0	0	12	6.5
vs. Tulsa	11/23/15	*	17	3-6	.500	2-4	.500	0-0	.000	0	4	4	4.2	4	0	4	2	1	0	8	6.8
Lipscomb	11/27/15	*	23	5-11	.454	1-3	.333	0-2	.000	2	4	6	4.5	2	0	5	4	1	2	11	7.5
Western Carolina	11/30/15	*	12	0-3	.000	0-1	.000	0-0	.000	1	2	3	4.3	3	0	0	2	0	0	0	6.4
USF	12/5/15	*	26	4-12	.333	0-1	.000	4-6	.667	0	1	1	3.9	2	0	2	2	1	4	12	7.1
Drexel	12/15/15	*	24	3-6	.500	0-0	.000	10-16	.625	0	4	4	3.9	0	0	3	1	0	0	16	8.1
at Clemson	12/18/15	*	27	5-8	.625	1-1	1.000	2-3	.667	1	5	6	4.1	2	0	1	2	0	1	13	8.6
vs. St. John's	12/22/15	*	24	3-11	.273	0-1	.000	0-0	.000	0	3	3	4.0	2	0	1	3	1	2	6	8.4
Francis Marion	12/30/15	*	22	3-8	.375	0-4	.000	0-0	.000	0	1	1	3.8	3	0	1	2	1	5	6	8.2
Memphis	1/2/16																				
at Auburn	1/5/16																				
Vanderbilt	1/9/16																				
at Alabama	1/13/16																				
Missouri	1/16/16																				
at Ole Miss	1/19/16																				
at Tennessee	1/23/16																				
Mississippi State	1/26/16																				
Alabama	1/30/16																				
at Georgia	2/2/16																				
Texas A&M	2/6/16																				
LSU	2/10/16																				
Kentucky	2/13/16																				
at Missouri	2/16/16																				
Florida	2/20/16																				
Tennessee	2/24/16																				
at Mississippi State	2/27/16																				
Georgia	3/3/16																				
at Arkansas	3/5/16																				

CAREER STATISTICS

Season	GP-GS	Min	Avg	FG	FGA	Pct	3FG	3FGA	Pct	FT	FTA	Pct	Off	Def	Tot	Avg	PF	FO	Ast	TO	Blk	Stl	Pts	Avg
2015-16	12-12	248	20.7	37	91	.407	7	20	.350	17	32	.531	10	35	45	3.8	28	0	24	25	7	20	98	8.2

CAREER SEC STATISTICS

Season	GP-GS	Min	Avg	FG	FGA	Pct	3FG	3FGA	Pct	FT	FTA	Pct	Off	Def	Tot	Avg	PF	FO	Ast	TO	Blk	Stl	Pts	Avg
2016																								



#4 JAMALL GREGORY

FRESHMAN | GUARD | 6'2" | 202 | HS

WASHINGTON, D.C./COOLIDGE

SEASON NOTABLES

- Very athletic guard who averaged 21 points per game during his senior season of high school
- Dished three assists in exhibition win vs. Allen
- Showed off his leaping ability to score his first points as a Gamecock, adding a pair of rebounds in a win over Western Carolina
- Played three minutes vs. Drexel, hitting a free throw and passing out his first collegiate assist
- Scored six points with three rebounds and three assists against Francis Marion

GREGORY'S SEASON HIGHS

Points

6, vs. Francis Marion (Dec. 30, 2015)

Field Goals

2, vs. Francis Marion (Dec. 30, 2015)

Field Goal Attempts

6, vs. Francis Marion (Dec. 30, 2015)

3-Point Field Goals

1, vs. Francis Marion (Dec. 30, 2015)

3-Point Field Goal Attempts

4, vs. Francis Marion (Dec. 30, 2015)

Free Throws

1, twice, last vs. Francis Marion (Dec. 30, 2015)

Free Throw Attempts

2, twice, last vs. Francis Marion (Dec. 30, 2015)

Rebounds

3, vs. Francis Marion (Dec. 30, 2015)

Assists

3, vs. Francis Marion (Dec. 30, 2015)

Blocks

-

Steals

1, twice, last vs. Francis Marion (Dec. 30, 2015)

Minutes Played

14, vs. Francis Marion (Dec. 30, 2015)

2015-16


Opponent	Date	GS	Min	FG-FGA	Pct	3FG-FGA	Pct	FT-FTA	Pct	Off	Def	Tot	Avg	PF	FO	A	TO	Blk	Stl	Pts	Avg
Norfolk State	11/14/15	-	-	-	-	-	-	-	-	-DNP - Coach's Decision	-	-	-	-	-	-	-	-	-	-	-
Oral Roberts	11/16/15	1	0-0	.000	0-0	.000	0-0	.000	0	1	1	1.0	0	0	0	0	0	0	0	0	0.0
vs. DePaul	11/20/15	1	0-0	.000	0-0	.000	0-0	.000	0	0	0	0.5	0	0	0	0	0	0	0	0	0.0
vs. Hofstra	11/22/15	-	-	-	-	-	-	-	-	-DNP - Coach's Decision	-	-	-	-	-	-	-	-	-	-	-
vs. Tulsa	11/23/15	-	-	-	-	-	-	-	-	-DNP - Coach's Decision	-	-	-	-	-	-	-	-	-	-	-
Lipscomb	11/27/15	2	0-0	.000	0-0	.000	0-0	.000	0	0	0	0.3	1	0	0	1	0	0	0	0	0.0
Western Carolina	11/30/15	7	1-2	.500	0-0	.000	0-0	.000	1	1	2	0.8	0	0	0	2	0	0	2	0	0.5
USF	12/5/15	-	-	-	-	-	-	-	-	-	-	DNP	-	-	-	-	-	-	-	-	-
Drexel	12/15/15	3	0-0	.000	0-0	.00	1-2	.500	0	1	1	0.6	0	0	1	0	0	1	1	1	0.6
at Clemson	12/18/15	-	-	-	-	-	-	-	-	-DNP - Coach's Decision	-	-	-	-	-	-	-	-	-	-	-
vs. St. John's	12/22/15	-	-	-	-	-	-	-	-	-DNP - Coach's Decision	-	-	-	-	-	-	-	-	-	-	-
Francis Marion	12/30/15	14	2-6	.333	1-4	.250	1-2	.500	1	2	3	1.0	1	0	3	0	0	1	6	1.5	
Memphis	1/2/16																				
at Auburn	1/5/16																				
Vanderbilt	1/9/16																				
at Alabama	1/13/16																				
Missouri	1/16/16																				
at Ole Miss	1/19/16																				
at Tennessee	1/23/16																				
Mississippi State	1/26/16																				
Alabama	1/30/16																				
at Georgia	2/2/16																				
Texas A&M	2/6/16																				
LSU	2/10/16																				
Kentucky	2/13/16																				
at Missouri	2/16/16																				
Florida	2/20/16																				
Tennessee	2/24/16																				
at Mississippi State	2/27/16																				
Georgia	3/3/16																				
at Arkansas	3/5/16																				

CAREER STATISTICS

Season	GP-GS	Min	Avg	FG	FGA	Pct	3FG	3FGA	Pct	FT	FTA	Pct	Off	Def	Tot	Avg	PF	FO	Ast	TO	Blk	Stl	Pts	Avg
2015-16	6-0	28	4.7	3	8	.375	1	4	.250	2	4	.500	2	4	6	1.0	1	0	4	2	0	2	9	1.5

CAREER SEC STATISTICS

Season	GP-GS	Min	Avg	FG	FGA	Pct	3FG	3FGA	Pct	FT	FTA	Pct	Off	Def	Tot	Avg	PF	FO	Ast	TO	Blk	Stl	Pts	Avg
2016																								



#31 JARRELL HOLLIMAN

R-SOPHOMORE | FORWARD | 6'7" | 200 | HS

ALPHARETTA, GA./ALPHARETTA/ELMHURST COLLEGE

SEASON NOTABLES

- Walk-on transfer from Elmhurst College
- Saw action in two games at Elmhurst
- Scored two points and collected one steal in exhibition vs. Allen
- Played two minutes against Western Carolina
- Saw time in the team's win over Francis Marion

HOLLIMAN'S SEASON HIGHS

Points

-

Field Goals

-

Field Goal Attempts

-

3-Point Field Goals

-

3-Point Field Goal Attempts

-

Free Throws

-

Free Throw Attempts

-

Rebounds

-

Assists

-

Blocks

-

Steals

-

Minutes Played

2, twice, last vs. Francis Marion (Dec. 30, 2015)

2015-16

Opponent	Date	GS	Min	FG-FGA	Pct	3FG-FGA	Pct	FT-FTA	Pct	Off	Def	Tot	Avg	PF	FO	A	TO	Blk	Stl	Pts	Avg
Norfolk State	11/14/15	-	-	-	-	-	-	-	-	-DNP - Coach's Decision	-	-	-	-	-	-	-	-	-	-	-
Oral Roberts	11/16/15	1	0-0	.000	0-0	.000	0-0	.000	0	0	0	0.0	0	0	0	0	0	0	0	0	0.0
vs. DePaul	11/20/15	-	-	-	-	-	-	-	-	-DNP - Coach's Decision	-	-	-	-	-	-	-	-	-	-	-
vs. Hofstra	11/22/15	-	-	-	-	-	-	-	-	-DNP - Coach's Decision	-	-	-	-	-	-	-	-	-	-	-
vs. Tulsa	11/23/15	-	-	-	-	-	-	-	-	-DNP - Coach's Decision	-	-	-	-	-	-	-	-	-	-	-
Lipscomb	11/27/15	-	-	-	-	-	-	-	-	-DNP - Coach's Decision	-	-	-	-	-	-	-	-	-	-	-
Western Carolina	11/30/15	2	0-0	.000	0-0	.000	0-0	.000	0	0	0	0.0	0	0	0	1	0	0	0	0	0.0
USF	12/5/15	-	-	-	-	-	-	-	-	-DNP - Coach's Decision	-	-	-	-	-	-	-	-	-	-	-
Drexel	12/15/15	-	-	-	-	-	-	-	-	-DNP - Coach's Decision	-	-	-	-	-	-	-	-	-	-	-
at Clemson	12/18/15	-	-	-	-	-	-	-	-	-DNP - Coach's Decision	-	-	-	-	-	-	-	-	-	-	-
vs. St. John's	12/22/15	-	-	-	-	-	-	-	-	-DNP - Coach's Decision	-	-	-	-	-	-	-	-	-	-	-
Francis Marion	12/30/15	2	0-0	.000	0-0	.000	0-0	.000	0	0	0	0.0	0	0	0	0	0	0	0	0	0.0
Memphis	1/2/16	-	-	-	-	-	-	-	-	-	-	-	-	-	-	-	-	-	-	-	-
at Auburn	1/5/16	-	-	-	-	-	-	-	-	-	-	-	-	-	-	-	-	-	-	-	-
Vanderbilt	1/9/16	-	-	-	-	-	-	-	-	-	-	-	-	-	-	-	-	-	-	-	-
at Alabama	1/13/16	-	-	-	-	-	-	-	-	-	-	-	-	-	-	-	-	-	-	-	-
Missouri	1/16/16	-	-	-	-	-	-	-	-	-	-	-	-	-	-	-	-	-	-	-	-
at Ole Miss	1/19/16	-	-	-	-	-	-	-	-	-	-	-	-	-	-	-	-	-	-	-	-
at Tennessee	1/23/16	-	-	-	-	-	-	-	-	-	-	-	-	-	-	-	-	-	-	-	-
Mississippi State	1/26/16	-	-	-	-	-	-	-	-	-	-	-	-	-	-	-	-	-	-	-	-
Alabama	1/30/16	-	-	-	-	-	-	-	-	-	-	-	-	-	-	-	-	-	-	-	-
at Georgia	2/2/16	-	-	-	-	-	-	-	-	-	-	-	-	-	-	-	-	-	-	-	-
Texas A&M	2/6/16	-	-	-	-	-	-	-	-	-	-	-	-	-	-	-	-	-	-	-	-
LSU	2/10/16	-	-	-	-	-	-	-	-	-	-	-	-	-	-	-	-	-	-	-	-
Kentucky	2/13/16	-	-	-	-	-	-	-	-	-	-	-	-	-	-	-	-	-	-	-	-
at Missouri	2/16/16	-	-	-	-	-	-	-	-	-	-	-	-	-	-	-	-	-	-	-	-
Florida	2/20/16	-	-	-	-	-	-	-	-	-	-	-	-	-	-	-	-	-	-	-	-
Tennessee	2/24/16	-	-	-	-	-	-	-	-	-	-	-	-	-	-	-	-	-	-	-	-
at Mississippi State	2/27/16	-	-	-	-	-	-	-	-	-	-	-	-	-	-	-	-	-	-	-	-
Georgia	3/3/16	-	-	-	-	-	-	-	-	-	-	-	-	-	-	-	-	-	-	-	-
at Arkansas	3/5/16	-	-	-	-	-	-	-	-	-	-	-	-	-	-	-	-	-	-	-	-

CAREER STATISTICS

Season	GP-GS	Min	Avg	FG	FGA	Pct	3FG	3FGA	Pct	FT	FTA	Pct	Off	Def	Tot	Avg	PF	FO	Ast	TO	Blk	Stl	Pts	Avg
2015-16	3-0	5	1.7	0	0	.000	0	0	.000	0	0	.000	0	0	0	0.0	0	0	0	1	0	0	0	0.0

CAREER SEC STATISTICS

Season	GP-GS	Min	Avg	FG	FGA	Pct	3FG	3FGA	Pct	FT	FTA	Pct	Off	Def	Tot	Avg	PF	FO	Ast	TO	Blk	Stl	Pts	Avg
2016	-	-	-	-	-	-	-	-	-	-	-	-	-	-	-	-	-	-	-	-	-	-	-	-



#21 JOHN RAGIN

FRESHMAN | GUARD | 6'2" | 177 | HS
EASTOVER, S.C./CARDINAL NEWMAN

SEASON NOTABLES

- Walk-on from Cardinal Newman High School in Columbia
- Named all-state, all-region, all-conference during his senior season of high school
- Collected two rebounds in exhibition vs. Allen
- Saw his first playing time of the regular season in a win over Western Carolina
- Played down the stretch against USF
- Scored his first collegiate points in the win over Francis Marion

RAGIN'S SEASON HIGHS

Points

2, vs. Francis Marion (Dec. 30, 2015)

Field Goals

1, vs. Francis Marion (Dec. 30, 2015)

Field Goal Attempts

1, 3x, last vs. Francis Marion (Dec. 30, 2015)

3-Point Field Goals

-

3-Point Field Goal Attempts

1, vs. USF (Dec. 5, 2015)

Free Throws

-

Free Throw Attempts

-

Rebounds

1, vs. Western Carolina (Nov. 30, 2015)

Assists

-

Blocks

-

Steals

-

Minutes Played

2, 3x, last vs. Francis Marion (Dec. 30, 2015)

2015-16

Opponent	Date	GS	Min	FG-FGA	Pct	3FG-FGA	Pct	FT-FTA	Pct	Off	Def	Tot	Avg	PF	FO	A	TO	Blk	Stl	Pts	Avg
Norfolk State	11/14/15	-	-	-	-	-	-	-	-	-	-	-	-	-	-	-	-	-	-	-	-
Oral Roberts	11/16/15	-	-	-	-	-	-	-	-	-	-	-	-	-	-	-	-	-	-	-	-
vs. DePaul	11/20/15	-	-	-	-	-	-	-	-	-	-	-	-	-	-	-	-	-	-	-	-
vs. Hofstra	11/22/15	-	-	-	-	-	-	-	-	-	-	-	-	-	-	-	-	-	-	-	-
vs. Tulsa	11/23/15	-	-	-	-	-	-	-	-	-	-	-	-	-	-	-	-	-	-	-	-
Lipscomb	11/27/15	-	-	-	-	-	-	-	-	-	-	-	-	-	-	-	-	-	-	-	-
Western Carolina	11/30/15	2	0-1	.000	0-0	.000	0-0	.000	0	1	1	1.0	0	0	0	0	0	0	0	0	0.0
USF	12/5/15	2	0-1	.000	0-1	.000	0-0	.000	0	0	0	0.5	0	0	0	0	0	0	0	0	0.0
Drexel	12/15/15	-	-	-	-	-	-	-	-	-	-	-	-	-	-	-	-	-	-	-	-
at Clemson	12/18/15	-	-	-	-	-	-	-	-	-	-	-	-	-	-	-	-	-	-	-	-
vs. St. John's	12/22/15	-	-	-	-	-	-	-	-	-	-	-	-	-	-	-	-	-	-	-	-
Francis Marion	12/30/15	2	1-1	1.000	0-0	.000	0-0	.000	0	0	0	0.3	0	0	0	0	0	0	0	2	0.7
Memphis	1/2/16	-	-	-	-	-	-	-	-	-	-	-	-	-	-	-	-	-	-	-	-
at Auburn	1/5/16	-	-	-	-	-	-	-	-	-	-	-	-	-	-	-	-	-	-	-	-
Vanderbilt	1/9/16	-	-	-	-	-	-	-	-	-	-	-	-	-	-	-	-	-	-	-	-
at Alabama	1/13/16	-	-	-	-	-	-	-	-	-	-	-	-	-	-	-	-	-	-	-	-
Missouri	1/16/16	-	-	-	-	-	-	-	-	-	-	-	-	-	-	-	-	-	-	-	-
at Ole Miss	1/19/16	-	-	-	-	-	-	-	-	-	-	-	-	-	-	-	-	-	-	-	-
at Tennessee	1/23/16	-	-	-	-	-	-	-	-	-	-	-	-	-	-	-	-	-	-	-	-
Mississippi State	1/26/16	-	-	-	-	-	-	-	-	-	-	-	-	-	-	-	-	-	-	-	-
Alabama	1/30/16	-	-	-	-	-	-	-	-	-	-	-	-	-	-	-	-	-	-	-	-
at Georgia	2/2/16	-	-	-	-	-	-	-	-	-	-	-	-	-	-	-	-	-	-	-	-
Texas A&M	2/6/16	-	-	-	-	-	-	-	-	-	-	-	-	-	-	-	-	-	-	-	-
LSU	2/10/16	-	-	-	-	-	-	-	-	-	-	-	-	-	-	-	-	-	-	-	-
Kentucky	2/13/16	-	-	-	-	-	-	-	-	-	-	-	-	-	-	-	-	-	-	-	-
at Missouri	2/16/16	-	-	-	-	-	-	-	-	-	-	-	-	-	-	-	-	-	-	-	-
Florida	2/20/16	-	-	-	-	-	-	-	-	-	-	-	-	-	-	-	-	-	-	-	-
Tennessee	2/24/16	-	-	-	-	-	-	-	-	-	-	-	-	-	-	-	-	-	-	-	-
at Mississippi State	2/27/16	-	-	-	-	-	-	-	-	-	-	-	-	-	-	-	-	-	-	-	-
Georgia	3/3/16	-	-	-	-	-	-	-	-	-	-	-	-	-	-	-	-	-	-	-	-
at Arkansas	3/5/16	-	-	-	-	-	-	-	-	-	-	-	-	-	-	-	-	-	-	-	-

CAREER STATISTICS

Season	GP-GS	Min	Avg	FG	FGA	Pct	3FG	3FGA	Pct	FT	FTA	Pct	Off	Def	Tot	Avg	PF	FO	Ast	TO	Blk	Stl	Pts	Avg
2015-16	3-0	6	2.0	1	3	.333	0	1	.000	0	0	.000	0	1	1	0.3	0	0	0	0	0	0	2	0.7

CAREER SEC STATISTICS

Season	GP-GS	Min	Avg	FG	FGA	Pct	3FG	3FGA	Pct	FT	FTA	Pct	Off	Def	Tot	Avg	PF	FO	Ast	TO	Blk	Stl	Pts	Avg
2016	-	-	-	-	-	-	-	-	-	-	-	-	-	-	-	-	-	-	-	-	-	-	-	-



#30 CHRIS SILVA

FRESHMAN | FORWARD | 6'9" | 220 | HS
LIBREVILLE, GABON/ROSELLE (N.J.)

SEASON NOTABLES

- Has only been playing organized basketball for a few years
- Native of Gabon, who played high school basketball in the United States
- Extremely athletic
- A four-star prospect by several outlets, including ESPN.com
- Earned the start in exhibition win vs. Allen, scoring seven points and pulling down 10 rebounds
- Scored 12 points and pulled down a game high nine rebounds, including five on the offensive glass, in first-career game vs. Norfolk State
- Scored four points, with one block and two rebounds vs. DePaul
- Scored 7 points with a 5-of-6 effort from the foul line in win vs. Hofstra
- Matched season high with 12 points off the bench vs. Lipscomb, also pulling down a team best seven rebounds and blocking two shots
- Pulled down 11 rebounds against Western Carolina, coming just one point shy of his first career double-double
- Blocked a season-high three shots and added four rebounds in 16 minutes against USF
- Played a season-high 30 minutes vs. Drexel, with a pair of highlight-reel blocks, nine points and seven rebounds
- Scored a season-high 13 points with six rebounds and three blocks in 19 minutes of action vs. Francis Marion

SILVA'S SEASON HIGHS

Points

13, vs. Francis Marion (Dec. 30, 2015)

Field Goals

5, vs. Francis Marion (Dec. 30, 2015)

Field Goal Attempts

7, vs. Francis Marion (Dec. 30, 2015)

3-Point Field Goals

-

3-Point Field Goal Attempts

-

Free Throws

8, vs. Norfolk State (Nov. 14, 2015)

Free Throw Attempts

12, vs. Norfolk State (Nov. 14, 2015)

Rebounds

11, vs. Western Carolina (Nov. 30, 2015)

Assists

1, 3x, last vs. Francis Marion (Dec. 30, 2015)

Blocks

3, twice, last vs. Francis Marion (Dec. 30, 2015)

Steals

2, twice, last vs. Francis Marion (Dec. 30, 2015)

Minutes Played

30, vs. Drexel (Dec. 15, 2015)

2015-16

Opponent	Date	GS	Min	FG-FGA	Pct	3FG-FGA	Pct	FT-FTA	Pct	Off	Def	Tot	Avg	PF	FO	A	TO	Blk	Stl	Pts	Avg
Norfolk State	11/14/15		24	2-5	.400	0-0	.000	8-12	.667	5	4	9	9.0	3	0	0	3	2	1	12	12.0
Oral Roberts	11/16/15		6	1-2	.500	0-0	.000	0-2	.000	1	2	3	6.0	4	0	0	0	0	0	2	7.0
vs. DePaul	11/20/15		10	1-3	.333	0-0	.000	2-4	.500	0	2	2	4.7	4	0	0	1	1	0	4	6.0
vs. Hofstra	11/22/15		11	1-5	.200	0-0	.000	5-6	.833	3	0	3	4.3	2	0	0	2	0	0	7	6.3
vs. Tulsa	11/23/15		6	0-2	.000	0-0	.000	0-0	.000	0	1	1	3.6	3	0	0	2	0	0	0	5.0
Lipscomb	11/27/15		18	3-4	.750	0-0	.000	6-8	.750	2	5	7	4.2	1	0	1	2	2	0	12	6.2
Western Carolina	11/30/15		15	2-3	.667	0-0	.000	5-10	.500	4	7	11	5.1	2	0	0	1	2	0	9	6.6
USF	12/5/15		16	1-5	.200	0-0	.000	2-4	.500	2	2	4	5.0	4	0	0	0	3	0	4	6.3
Drexel	12/15/15		30	3-5	.600	0-0	.000	3-4	.750	2	5	7	5.2	3	0	1	3	2	2	9	6.6
at Clemson	12/18/15		6	0-0	.000	0-0	.000	0-0	.000	0	1	1	4.8	2	0	0	2	0	1	0	5.9
vs. St. John's	12/22/15		10	1-4	.250	0-0	.000	0-0	.000	2	3	5	4.8	3	0	0	0	0	0	4	5.7
Francis Marion	12/30/15		19	5-7	.714	0-0	.000	3-3	1.000	3	3	6	4.9	5	1	1	2	3	2	13	6.3
Memphis	1/2/16																				
at Auburn	1/5/16																				
Vanderbilt	1/9/16																				
at Alabama	1/13/16																				
Missouri	1/16/16																				
at Ole Miss	1/19/16																				
at Tennessee	1/23/16																				
Mississippi State	1/26/16																				
Alabama	1/30/16																				
at Georgia	2/2/16																				
Texas A&M	2/6/16																				
LSU	2/10/16																				
Kentucky	2/13/16																				
at Missouri	2/16/16																				
Florida	2/20/16																				
Tennessee	2/24/16																				
at Mississippi State	2/27/16																				
Georgia	3/3/16																				
at Arkansas	3/5/16																				

CAREER STATISTICS

Season	GP-GS	Min	Avg	FG	FGA	Pct	3FG	3FGA	Pct	FT	FTA	Pct	Off	Def	Tot	Avg	PF	FO	Ast	TO	Blk	Stl	Pts	Avg
2015-16	12-0	171	14.3	20	45	.444	0	0	.000	36	56	.643	24	35	59	4.9	36	1	3	18	15	6	76	6.3

CAREER SEC STATISTICS

Season	GP-GS	Min	Avg	FG	FGA	Pct	3FG	3FGA	Pct	FT	FTA	Pct	Off	Def	Tot	Avg	PF	FO	Ast	TO	Blk	Stl	Pts	Avg
2016																								

THE LAST TIME IN SOUTH CAROLINA BASKETBALL...

AN INDIVIDUAL ...

Scored 20 or more points:	South Carolina: Duane Notice (20), vs. St. John's, Dec. 22, 2015, in Uncasville, Ct. Opponent: Josh Williams (21), Lipscomb, Nov. 27, 2015, in Columbia, S.C.
Scored 30 or more points:	South Carolina: Brenton Williams (32) at Missouri, Jan. 25, 2014 in Columbia, Mo. Opponent: Obi Emegano (31), Oral Roberts, Nov. 16, 2015 in Columbia, S.C.
Scored 35 or more points:	South Carolina: Brenton Williams (38) vs. Miss. State, March 6, 2013 in Columbia, S.C. Opponent: Michael Frazier II (37), Florida, March 4, 2014 in Columbia, S.C.
Scored 40 or more points:	South Carolina: N/A thru 1992-93 season Opponent: Austin Carr (43), Notre Dame, Dec. 30, 1969 in New Orleans, La.
Collected 20 or more rebounds:	South Carolina: Emmett Hall (23), vs. College of Charleston, Dec. 22, 1993 in Columbia, S.C. Opponent: Ekpe Udoh (20), Baylor, Jan. 2, 2010 in Columbia, S.C.
Collected 15 or more rebounds:	South Carolina: Lakeem Jackson (15), vs. UALR, Nov. 25, 2012 in Puerto Vallarta, Mexico Opponent: Trey James (15), Coker, Dec. 21, 2014 in Columbia, S.C.
Made 12 or more field goals:	South Carolina: Devan Downey (12) vs. Georgia, Jan. 30, 2010 in Columbia, S.C. Opponent: Michael Frazier II (12), Florida, March 4, 2014 in Columbia, S.C.
Made 10 or more field goals:	South Carolina: Duane Notice (10), at Marshall Dec. 1, 2014 in Huntington, W.Va. Opponent: Craig Sword (10), Mississippi State, Feb. 28, 2015 in Columbia, S.C.
Attempted 20 or more field goals:	South Carolina: Sindarius Thornwell (24), vs. Charlotte Nov. 21, 2014 in Charleston, S.C. Opponent: Michael Frazier II (21), Florida, March 4, 2014 in Columbia, S.C.
Attempted 25 or more field goals:	South Carolina: Devan Downey, 25, at Kentucky, Feb. 25, 2010 in Lexington, Ky. Opponent: Kemmy Burgess (Alaska-Anchorage), 26, Nov. 24, 2005 in Anchorage, Alaska
Dished 10 or more assists:	South Carolina: Devan Downey, 11, vs. LSU, March 13, 2008 in Atlanta, Ga. Opponent: 11, Dee Bost, Mississippi State, Feb. 29, 2012 in Columbia, S.C.
Swiped 5 or more steals:	South Carolina: PJ Dozier, 5 vs. Francis Marion, Dec. 30, 2015 in Columbia, S.C. Opponent: 5, Allen Payne, Auburn, Feb. 26, 2014 in Auburn, Ala.
Blocked 5 or more shots:	South Carolina: Damontre Harris, 5, vs. Georgia, Feb. 15, 2012 in Columbia, S.C. Opponent: Avry Holmes (5), Clemson, Dec. 18, 2015 in Greenville, S.C.
Made 5 or more 3-point field goals:	South Carolina: Duane Notice (5), vs. Clemson Dec. 19, 2014 in Columbia, S.C. Opponent: Josh Williams (5), Lipscomb, Nov. 27, 2015, in Columbia, S.C.
Attempted 8 or more 3-point field goals:	South Carolina: Duane Notice (8), vs. Ole Miss, March 12, in Nashville, Tenn. Opponent: Mike Davis, Jr. (10), Francis Marion, Dec. 30, 2015 in Columbia, S.C.
Made 10 or more free throws:	South Carolina: PJ Dozier (10), vs. Drexel, Dec. 16, 2015, in Columbia, S.C. Opponent: Shaquille Harrison (11), Tulsa, Nov. 23, 2015 in St. Thomas, USVI
Attempted 15 or more free throws:	South Carolina: PJ Dozier (16), vs. Drexel, Dec. 16, 2015, in Columbia, S.C. Opponent: Shaquille Harrison (16), Tulsa, Nov. 23, 2015 in St. Thomas, USVI
Played all 40 minutes of regulation:	South Carolina: Duane Notice, vs. Texas A&M, Feb. 21, 2015 in Columbia, S.C. Opponent: Frank Sullivan, Auburn, Jan. 12, 2013 in Columbia, S.C.
A player hit a last-second shot (within 3 seconds) to win a game:	South Carolina: Tyrone Johnson (Free Throws) vs. Ole Miss, March 12, in Nashville, Tenn. Opponent: Brian Bryant, Mississippi State, Feb. 29, 2012 in Columbia, S.C.
A player had a double-double:	South Carolina: Mindaugas Kacinas (20 points, 11 rebounds), vs. Western Carolina, Nov. 30, 2015, in Columbia, S.C. Opponent: Jaron Blossomgame (17 points, 11 rebounds), Clemson, Dec. 18, 2015 in Greenville, S.C.
Two or more players had a double-double:	S. Carolina: Michael Carrera (23 points, 10 rebounds) and Lakeem Jackson (11 points, 11 rebounds) at LSU, Jan. 16, 2013 in Baton Rouge, La. Opponent: Alex Oriakhi (18 points, 11 rebounds), Earnest Ross (21 points, 10 rebounds) Missouri, Jan. 22, 2013 in Columbia, Mo.
A player had a triple-double:	South Carolina: Sam Muldrow (16 points, 14 rebounds, 10 blocks) vs. Vanderbilt, Jan. 8, 2011 in Columbia, S.C. <i>*** Only second triple-double in South Carolina history (Chuck Eidson (25 points, 10 rebounds, 10 assists) vs. SC State, Nov. 29, 2002 in Columbia, S.C.</i> Opponent: Daniel Hackett (Southern California - 22 points, 10 rebounds, 10 assists), Nov. 17, 2007 in Columbia, S.C.
Scored 30 or more points in back-to-back games:	South Carolina: Devan Downey, 30 vs. Kentucky, Jan. 26, 2010 in Columbia, S.C. 33 vs. Georgia, Jan. 30, 2010, in Columbia, S.C.
Scored 25 or more points in back-to-back games:	South Carolina: Devan Downey, 33 vs. Georgia, Jan. 30, 2010, in Columbia, S.C. 26 at Tennessee, Feb. 6, 2010 in Knoxville, Tenn.

A TEAM ...

Scored 100 or more points:	South Carolina: 103 vs. The Citadel, Nov. 12, 2007 in Columbia, S.C. Opponent: 107, Vanderbilt, Feb. 17, 1996 in Nashville, Tenn.
Scored 50 points or less:	South Carolina: 46, vs. Florida, March 4, 2014 in Columbia S.C. Opponent: 50, Georgia, Jan. 31, 2015 in Athens, Ga.
Scored 50 points in a half:	South Carolina: 53 (1st half), vs. USF, Dec. 5, 2015 in Columbia, S.C. Opponent: 52 (2nd half) vs. Georgia Jan. 22, 2014 in Athens, Ga.
Failed to score 25 points in a half:	South Carolina: 24 (2nd Half), at Clemson, Dec. 18, 2015 in Greenville, S.C. Opponent: 20 (1st half), Francis Marion, Dec. 30, 2015 in Columbia, S.C.

Collected 50 or more rebounds:	South Carolina: 51, vs. Western Carolina, Nov. 30, 2015, in Columbia, S.C. Opponent: 52, WKU, Nov. 27, 2010 in Bowling Green, Ky.
Shot 60% or better from the field:	South Carolina: 60.8% (31-51) at Western Carolina, Nov. 18, 2005 in Cullowhee, N.C. Opponent: 69.6% (32-46) Missouri, Feb. 28, 2013 in Columbia, S.C.
Shot 50% or better from the field:	South Carolina: 54.3% (25-46), vs. Drexel, Dec. 16, 2015, in Columbia, S.C. Opponent: 50.9% (28-55), Hofstra, Nov. 22, 2015 in St. Thomas, USVI
Shot less than 30% from the field:	South Carolina: 27.1% (16-59), vs. Texas A&M, Feb. 21, 2015 in Columbia, S.C. Opponent: 28.4% (19-67), Western Carolina, Nov. 30, 2015, in Columbia, S.C.
Shot 50% or better from 3-point range (at least 10 attempts):	South Carolina: 50.0% (6-12), vs. Drexel, Dec. 16, 2015, in Columbia, S.C. Opponent 50.0% (17-34), Hofstra, Nov. 22, 2015 in St. Thomas, USVI
Shot 20% or less from 3-point range (at least 10 attempts):	South Carolina: 15.0% (3-20), at Kentucky, Feb. 14, 2015 in Lexington, Ky. Opponent: 13.3% (2-15), USF, Dec. 5, 2015 in Columbia, S.C.
Dished 20 or more assists:	South Carolina: 24, vs. Lipscomb, Nov. 27, 2015, in Columbia, S.C. Opponent: 21, Georgia, Jan. 22, 2014 in Athens, Ga.
Made 35 or more shots:	South Carolina: 37, vs. Hofstra, Nov. 22, 2015 in St. Thomas, USVI Opponent: 35, vs. Tennessee, March 5, 2009 in Columbia, S.C.
Attempted 80 or more shots:	South Carolina: 83 vs. WKU Nov. 27, 2010 in Bowling Green, Ky. Opponent: 83, LSU, Feb. 10, 1996 in Columbia, S.C.
Attempted 70 or more shots:	South Carolina: 72, vs. Providence, Dec. 1, 2011 in Columbia, S.C. Opponent: 71, Arkansas, Feb. 3, 2015 in Fayetteville, Ark.
Made 10 or more 3-pointers:	South Carolina: 11 vs. Auburn, March 12, 2014 in Atlanta, Ga. Opponent: 11, Western Carolina, Nov. 30, 2015, in Columbia, S.C.
Did not make a 3-pointer:	South Carolina: vs. Milwaukee, Nov. 11, 2012 in Columbia, S.C. Opponent: Miss. State, Jan. 9, 2013 in Starkville, Miss.
Attempted 30 or more 3-pointers:	South Carolina: 31 vs. Alabama, Jan. 25, 2012 in Columbia, S.C. Opponent: 32, Western Carolina, Nov. 30, 2015, in Columbia, S.C.
Attempted 25 or more 3-pointers:	South Carolina: 26 vs. Texas A&M, Feb. 21, 2015 in Columbia, S.C. Opponent: 26, Clemson, Dec. 18, 2015 in Greenville, S.C.
Made 30 or more free throws:	South Carolina: 30 vs. Arkansas, March 13, 2014 in Atlanta, Ga. Opponent: 33, Kentucky, March 1, 2014 in Columbia, S.C.
Attempted 40 or more free throws:	South Carolina: 42, vs. Norfolk State, Nov. 14, 2015 in Columbia, S.C.. Opponent: 42, Kentucky, March 1, 2014 in Columbia, S.C.
Swiped 15 or more steals:	South Carolina: 15 vs. Vanderbilt, Jan. 16, 2010 in Columbia, S.C. Opponent: 17, Florida, March 4, 2014 in Columbia, S.C.
Blocked 12 or more shots:	South Carolina: 12, vs. Vanderbilt, Jan. 8, 2011 in Columbia, S.C. Opponent: 13, LSU, Jan. 28, 2015 in Baton Rouge, La.
Blocked 8 or more shots:	South Carolina: 8, vs. Francis Marion, Dec. 30, 2015 in Columbia, S.C. Opponent: 8, Clemson, Dec. 18, 2015 in Greenville, S.C.
Won by 30 or more points:	South Carolina: 37, vs. North Carolina A&T, Dec. 30, 2014 in Columbia, S.C. Opponent: 34, Kentucky, Feb. 14, 2015 in Lexington, Ky.
Won by 20 or more points:	South Carolina: 22, vs. Francis Marion, Dec. 30, 2015 in Columbia, S.C. Opponent: 34, at Kentucky, Feb. 14, 2015 in Lexington, Ky.
Played a single overtime game:	Win: 82-73 at LSU, Jan. 16, 2013 in Baton Rouge, La. Loss: 62-54 at Georgia, Feb. 23, 2013 in Athens, Ga.
Played a double overtime game:	Win: 87-85 vs. WKU, Nov. 27, 2010 in Bowling Green, Ky. Loss: 98-88 vs. Louisville, Feb. 20, 1988 in Columbia, S.C.
South Carolina played a No. 1 Team in the country:	Win: 68-62 vs. Kentucky, Jan. 26, 2010 in Columbia, S.C. Loss: 77-43 loss at Kentucky, Feb. 14, 2015 in Lexington, Ky.
South Carolina played a top-5 opponent:	Win: 68-62 vs. No. 1/1 Kentucky, Jan. 26, 2010 in Columbia, S.C. Loss: 75-36 loss to No. 4/4 Florida, Jan. 30, 2013 in Gainesville, Fla.
South Carolina played a top-10 opponent:	Win: 64-60 vs. No. 9/9 Iowa State, Jan. 3, 2015 in Brooklyn, N.Y. Loss: 58-43 loss vs. Kentucky, Jan. 24, 2015 in Columbia, S.C.
South Carolina played a top-25 opponent:	Win: 64-60 vs. No. 9/9 Iowa State, Jan. 3, 2015 in Brooklyn, N.Y. Loss: 78-74 loss vs. No. 18/18 Arkansas, March 5, 2015 in Columbia, S.C.
South Carolina defeated a ranked opponent:	Home: Win: 72-67 win over No. 17/15 Kentucky, March 1, 2014 in Columbia, S.C. Away: 77-73 at No. 13/19 Vanderbilt, March 6, 2010 in Nashville, Tenn. Neutral: 64-60 vs. No. 9/9 Iowa State, Jan. 3, 2015 in Brooklyn, N.Y. SEC Home: Win: 72-67 win over No. 17/15 Kentucky, March 1, 2014 in Columbia, S.C. SEC Away: 77-73 at No. 13/19 Vanderbilt, March 6, 2010 in Nashville, Tenn. Non-conference away: 85-84 at No. 19/20 Baylor, Jan. 2, 2009 in Waco, Texas
A South Carolina win opened the season:	Home: 81-56, vs. Norfolk State, Nov. 14, 2015 in Columbia, S.C. Away: 81-63 win at Western Carolina, Nov. 12, 2005 in Cullowhee, N.C.
South Carolina opened SEC play:	Neutral: 74-61 win vs. Chaminade, Nov. 19, 2001 in Maui, Hawaii (Maui Invite) Home: 72-68 loss vs. Florida, Jan. 7, 2015 in Gainesville, Fla. Away: 74-58 loss at No. 10/11 Florida, Jan. 8, 2014 in Gainesville, Fla.



South Carolina Basketball
 South Carolina Combined Team Statistics (as of Dec 30, 2015)
 All games

RECORD:	OVERALL	HOME	AWAY	NEUTRAL
ALL GAMES	12-0	7-0	1-0	4-0
CONFERENCE	0-0	0-0	0-0	0-0
NON-CONFERENCE	12-0	7-0	1-0	4-0

##	Player	gp-gs	min	avg	Total		3-Point		F-Throw		Rebounds				pf	dq	a	to	blk	stl	pts	avg
					fg-fga	fg%	3fg-fga	3fg%	ft-fta	ft%	off	def	tot	avg								
25	KACINAS, Mindaugas	12-12	346	28.8	58-98	.592	8-22	.364	24-39	.615	27	43	70	5.8	23	0	13	13	5	5	148	12.3
24	CARRERA, Michael	12-12	295	24.6	49-94	.521	19-34	.559	28-34	.824	18	50	68	5.7	34	0	20	18	10	13	145	12.1
10	NOTICE, Duane	12-0	267	22.3	46-110	.418	23-51	.451	29-38	.763	7	15	22	1.8	14	0	20	11	1	13	144	12.0
14	CHATKEVICIUS, L.	12-12	260	21.7	53-92	.576	5-10	.500	21-32	.656	20	29	49	4.1	30	0	11	19	14	8	132	11.0
00	THORNWELL, Sindari	12-12	352	29.3	37-110	.336	13-46	.283	43-54	.796	13	49	62	5.2	21	0	46	23	1	17	130	10.8
15	DOZIER, PJ	12-12	248	20.7	37-91	.407	7-20	.350	17-32	.531	10	35	45	3.8	28	0	24	25	7	20	98	8.2
30	SILVA, Chris	12-0	171	14.3	20-45	.444	0-0	.000	36-56	.643	24	35	59	4.9	36	1	3	18	15	6	76	6.3
01	STROMAN, Marcus	11-0	176	16.0	5-19	.263	2-5	.400	11-16	.688	6	19	25	2.3	11	0	18	15	3	7	23	2.1
23	COBB, Eric	12-0	109	9.1	11-16	.688	0-0	.000	0-10	.000	10	22	32	2.7	18	0	3	11	2	1	22	1.8
20	MCKIE, Justin	11-0	90	8.2	7-25	.280	2-11	.182	4-6	.667	3	8	11	1.0	9	0	12	1	1	1	20	1.8
04	GREGORY, Jamall	6-0	28	4.7	3-8	.375	1-4	.250	2-4	.500	2	4	6	1.0	1	0	4	2	0	2	9	1.5
05	BLANTON, TeMarcus	7-0	29	4.1	2-7	.286	2-4	.500	4-4	1.000	2	3	5	0.7	4	0	2	1	0	2	10	1.4
02	DOBY, Raymond	6-0	18	3.0	2-6	.333	0-0	.000	4-8	.500	3	2	5	0.8	4	0	0	2	1	0	8	1.3
21	RAGIN, John	3-0	6	2.0	1-3	.333	0-1	.000	0-0	.000	0	1	1	0.3	0	0	0	0	0	0	2	0.7
31	HOLLIMAN, Jarrell	3-0	5	1.7	0-0	.000	0-0	.000	0-0	.000	0	0	0	0.0	0	0	0	1	0	0	0	0.0
Team											22	25	47				5					
Total.....		12	2400		331-724	.457	82-208	.394	223-333	.670	167	340	507	42.2	233	1	176	165	60	95	967	80.6
Opponents.....		12	2400		264-698	.378	92-274	.336	157-245	.641	126	259	385	32.1	288	-	133	191	43	67	777	64.8

TEAM STATISTICS	SC	OPP	Date	Opponent	Score	Att.
SCORING	967	777	% 11/14/15	NORFOLK STATE	w 84-69	10623
Points per game	80.6	64.8	11/16/15	ORAL ROBERTS	w 84-66	9640
Scoring margin	+15.8	-	! 11/20/15	vs DePaul	w 76-61	1601
FIELD GOALS-ATT	331-724	264-698	! 11/22/15	vs Hofstra	w 94-84	1715
Field goal pct	.457	.378	! 11/23/15	vs Tulsa	w 83-75	2002
3 POINT FG-ATT	82-208	92-274	11/27/15	LIPSCOMB	w 92-76	8793
3-point FG pct	.394	.336	11/30/15	WESTERN CAROLINA	w 76-53	8957
3-pt FG made per game	6.8	7.7	12/5/15	USF	w 81-63	10721
FREE THROWS-ATT	223-333	157-245	12/15/15	DREXEL	w 79-54	8481
Free throw pct	.670	.641	12/18/15	at Clemson	w 65-59	14446
F-Throws made per game	18.6	13.1	12/22/15	vs St. John's	w 75-61	2355
REBOUNDS	507	385	12/30/15	FRANCIS MARION	w 78-56	10401
Rebounds per game	42.2	32.1				
Rebounding margin	+10.2	-				
ASSISTS	176	133				
Assists per game	14.7	11.1				
TURNOVERS	165	191				
Turnovers per game	13.8	15.9				
Turnover margin	+2.2	-				
Assist/turnover ratio	1.1	0.7				
STEALS	95	67				
Steals per game	7.9	5.6				
BLOCKS	60	43				
Blocks per game	5.0	3.6				
ATTENDANCE	67616	22119				
Home games-Avg/Game	7-9659	1-14446				
Neutral site-Avg/Game	-	4-1918				

* = Conference game
 % - Paradise Jam (Columbia, S.C.)
 ! - Paradise Jam (St. Thomas, USVI)

Score by Periods	1st	2nd	Totals
South Carolina	486	481	967
Opponents	357	420	777



South Carolina Basketball
 South Carolina Team Game-by-Game Comparison (as of Jan 01, 2016)
 All games

Opponent	1st	2nd	Score	Mar	Total FG	FG Pct	3-Pointers	3FG Pct	Free Throws	FT Pct	Rebounds	Assist	T/Over	Block	Steal	Fouls
NORFOLK STATE	40/34	44/35	84-69	+15	23-59/19-56	.390/.339	9-22/11-28	.409/.393	29-42/20-23	.690/.870	46/35 +11	15/12	13/18	4/3	9/7	19/35
ORAL ROBERTS	33/30	51/36	84-66	+18	29-73/22-51	.397/.431	7-21/4-14	.333/.286	19-27/18-23	.704/.783	44/28 +16	14/7	6/13	4/5	5/3	22/23
DePaul	37/28	39/33	76-61	+15	24-60/19-52	.400/.365	5-13/3-14	.385/.214	23-34/20-31	.676/.645	43/33 +10	11/9	12/15	4/2	5/4	27/27
Hofstra	46/39	48/45	94-84	+10	37-68/28-55	.544/.509	5-9/17-34	.556/.500	15-23/11-17	.652/.647	41/23 +18	16/16	9/14	5/2	4/2	18/21
Tulsa	38/29	45/46	83-75	+8	27-54/24-54	.500/.444	7-14/5-16	.500/.313	22-28/22-31	.786/.710	34/31 +3	12/9	13/15	2/0	7/4	25/25
LIPSCOMB	51/40	41/36	92-76	+16	34-66/27-68	.515/.397	5-19/13-35	.263/.371	19-27/9-14	.704/.643	43/29 +14	24/18	17/18	7/3	12/8	19/24
WESTERN CAROLINA	37/28	39/25	76-53	+23	26-63/19-67	.413/.284	8-18/11-32	.444/.344	16-25/4-4	.640/1000	51/36 +15	14/13	19/20	7/3	10/10	12/17
USF	53/22	28/41	81-63	+18	29-61/24-68	.475/.353	7-21/2-15	.333/.133	16-25/13-22	.640/.591	32/46 (14)	14/9	12/19	6/6	12/8	15/20
DREXEL	32/28	47/26	79-54	+25	25-46/19-55	.543/.345	6-12/7-17	.500/.412	23-39/9-19	.590/.474	41/22 +19	14/11	15/13	9/2	6/3	19/28
Clemson	41/25	24/34	65-59	+6	23-53/23-63	.434/.365	8-19/8-26	.421/.308	11-14/5-9	.786/.556	42/34 +8	12/11	16/10	3/8	3/2	16/20
St. John's	40/34	35/27	75-61	+14	27-57/22-49	.474/.449	7-13/5-20	.538/.250	14-19/12-27	.737/.444	43/26 +17	14/11	17/14	1/5	9/6	23/19
FRANCIS MARION	38/20	40/36	78-56	+22	27-64/18-60	.422/.300	8-27/6-23	.296/.261	16-30/14-25	.533/.560	47/42 +5	16/7	16/22	8/4	13/10	18/29

Note: Game totals are displayed in the format TEAM/OPPONENT for each category



South Carolina Basketball
South Carolina Category Leaders (as of Jan 01, 2016)
All games

Points	G	Pts	Pts/G
KACINAS, Mindaugas	12	148	12.3
CARRERA, Michael	12	145	12.1
NOTICE, Duane	12	144	12.0
CHATKEVICIUS, L.	12	132	11.0
THORNWELL, Sindarius	12	130	10.8
DOZIER, PJ	12	98	8.2
SILVA, Chris	12	76	6.3
STROMAN, Marcus	11	23	2.1
COBB, Eric	12	22	1.8
MCKIE, Justin	11	20	1.8
BLANTON, TeMarcus	7	10	1.4
GREGORY, Jamall	6	9	1.5

Scoring Average	G	Pts	Avg/G
KACINAS, Mindaugas	12	148	12.3
CARRERA, Michael	12	145	12.1
NOTICE, Duane	12	144	12.0
CHATKEVICIUS, L.	12	132	11.0
THORNWELL, Sindarius	12	130	10.8
DOZIER, PJ	12	98	8.2
SILVA, Chris	12	76	6.3
STROMAN, Marcus	11	23	2.1
COBB, Eric	12	22	1.8
MCKIE, Justin	11	20	1.8
GREGORY, Jamall	6	9	1.5
BLANTON, TeMarcus	7	10	1.4

FG Percentage	FG	Att	Pct
COBB, Eric	11	16	.688
KACINAS, Mindaugas	58	98	.592
CHATKEVICIUS, L.	53	92	.576
CARRERA, Michael	49	94	.521
SILVA, Chris	20	45	.444
NOTICE, Duane	46	110	.418
DOZIER, PJ	37	91	.407
GREGORY, Jamall	3	8	.375
THORNWELL, Sindarius	37	110	.336
RAGIN, John	1	3	.333
DOBY, Raymond	2	6	.333
BLANTON, TeMarcus	2	7	.286

Field Goal Attempts	G	Att	Att/G
THORNWELL, Sindarius	12	110	9.2
NOTICE, Duane	12	110	9.2
KACINAS, Mindaugas	12	98	8.2
CARRERA, Michael	12	94	7.8
CHATKEVICIUS, L.	12	92	7.7

Field Goals Made	G	Made	Made/G
KACINAS, Mindaugas	12	58	4.8
CHATKEVICIUS, L.	12	53	4.4
CARRERA, Michael	12	49	4.1
NOTICE, Duane	12	46	3.8
DOZIER, PJ	12	37	3.1
THORNWELL, Sindarius	12	37	3.1

3-Point Percentage	3FG	Att	Pct
CARRERA, Michael	19	34	.559
CHATKEVICIUS, L.	5	10	.500
BLANTON, TeMarcus	2	4	.500
NOTICE, Duane	23	51	.451
STROMAN, Marcus	2	5	.400
KACINAS, Mindaugas	8	22	.364
DOZIER, PJ	7	20	.350
THORNWELL, Sindarius	13	46	.283
GREGORY, Jamall	1	4	.250
MCKIE, Justin	2	11	.182
RAGIN, John	0	1	.000

3-Point FG Attempts	G	Att	Att/G
NOTICE, Duane	12	51	4.3
THORNWELL, Sindarius	12	46	3.8
CARRERA, Michael	12	34	2.8
KACINAS, Mindaugas	12	22	1.8
DOZIER, PJ	12	20	1.7

3-Point FG Made	G	Made	Made/G
NOTICE, Duane	12	23	1.9
CARRERA, Michael	12	19	1.6
THORNWELL, Sindarius	12	13	1.1
KACINAS, Mindaugas	12	8	0.7
DOZIER, PJ	12	7	0.6

Free Throw Percent	FG	Att	Pct
BLANTON, TeMarcus	4	4	1.000
CARRERA, Michael	28	34	.824
THORNWELL, Sindarius	43	54	.796
NOTICE, Duane	29	38	.763
STROMAN, Marcus	11	16	.688
MCKIE, Justin	4	6	.667
CHATKEVICIUS, L.	21	32	.656
SILVA, Chris	36	56	.643
KACINAS, Mindaugas	24	39	.615
DOZIER, PJ	17	32	.531
GREGORY, Jamall	2	4	.500
DOBY, Raymond	4	8	.500

Free Throw Attempts	G	Att	Att/G
SILVA, Chris	12	56	4.7
THORNWELL, Sindarius	12	54	4.5
KACINAS, Mindaugas	12	39	3.3
NOTICE, Duane	12	38	3.2
CARRERA, Michael	12	34	2.8

Free Throws Made	G	Made	Made/G
THORNWELL, Sindarius	12	43	3.6
SILVA, Chris	12	36	3.0
NOTICE, Duane	12	29	2.4
CARRERA, Michael	12	28	2.3
KACINAS, Mindaugas	12	24	2.0



South Carolina Basketball
South Carolina Category Leaders (as of Jan 01, 2016)
All games

Rebounds	G	Reb	Reb/G
KACINAS, Mindaugas	12	70	5.8
CARRERA, Michael	12	68	5.7
THORNWELL, Sindarius	12	62	5.2
SILVA, Chris	12	59	4.9
CHATKEVICIUS, L.	12	49	4.1

Rebound Average	G	Reb	Avg/G
KACINAS, Mindaugas	12	70	5.8
CARRERA, Michael	12	68	5.7
THORNWELL, Sindarius	12	62	5.2
SILVA, Chris	12	59	4.9
CHATKEVICIUS, L.	12	49	4.1

Offensive Rebounds	G	No.	Avg/G
KACINAS, Mindaugas	12	27	2.3
SILVA, Chris	12	24	2.0
CHATKEVICIUS, L.	12	20	1.7
CARRERA, Michael	12	18	1.5
THORNWELL, Sindarius	12	13	1.1

Defensive Rebounds	G	No.	Avg/G
CARRERA, Michael	12	50	4.2
THORNWELL, Sindarius	12	49	4.1
KACINAS, Mindaugas	12	43	3.6
SILVA, Chris	12	35	2.9
DOZIER, PJ	12	35	2.9

Fouls	G	No.	Per/G
SILVA, Chris	12	36	3.0
CARRERA, Michael	12	34	2.8
CHATKEVICIUS, L.	12	30	2.5
DOZIER, PJ	12	28	2.3
KACINAS, Mindaugas	12	23	1.9

Foulsouts	G	No.
SILVA, Chris	12	1

Assists	G	No.	Ast/G
THORNWELL, Sindarius	12	46	3.8
DOZIER, PJ	12	24	2.0
NOTICE, Duane	12	20	1.7
CARRERA, Michael	12	20	1.7
STROMAN, Marcus	11	18	1.6

Steals	G	No.	Stl/G
DOZIER, PJ	12	20	1.7
THORNWELL, Sindarius	12	17	1.4
CARRERA, Michael	12	13	1.1
NOTICE, Duane	12	13	1.1
CHATKEVICIUS, L.	12	8	0.7

Blocked Shots	G	No.	Blk/G
SILVA, Chris	12	15	1.3
CHATKEVICIUS, L.	12	14	1.2
CARRERA, Michael	12	10	0.8
DOZIER, PJ	12	7	0.6
KACINAS, Mindaugas	12	5	0.4

Minutes	G	No.	Min/G
THORNWELL, Sindarius	12	352	29.3
KACINAS, Mindaugas	12	346	28.8
CARRERA, Michael	12	295	24.6
NOTICE, Duane	12	267	22.3
CHATKEVICIUS, L.	12	260	21.7

Turnovers	G	No.	TO/G
DOZIER, PJ	12	25	2.1
THORNWELL, Sindarius	12	23	1.9
CHATKEVICIUS, L.	12	19	1.6
CARRERA, Michael	12	18	1.5
SILVA, Chris	12	18	1.5



South Carolina Basketball
South Carolina Team High/Low Analysis (as of Jan 01, 2016)
All games

South Carolina - TEAM GAME HIGHS

POINTS	94	vs Hofstra (11/22/15)
	92	LIPSCOMB (11/27/15)
	84	ORAL ROBERTS (11/16/15)
	84	NORFOLK STATE (11/14/15)
	83	vs Tulsa (11/23/15)
FIELD GOALS MADE	37	vs Hofstra (11/22/15)
	34	LIPSCOMB (11/27/15)
FIELD GOAL ATTEMPTS	73	ORAL ROBERTS (11/16/15)
	68	vs Hofstra (11/22/15)
FIELD GOAL PERCENTAGE	.544 (37-68)	vs Hofstra (11/22/15)
	.543 (25-46)	DREXEL (12/15/15)
3 PT FIELD GOALS MADE	9	NORFOLK STATE (11/14/15)
	8	FRANCIS MARION (12/30/15)
	8	at Clemson (12/18/15)
	8	WESTERN CAROLINA (11/30/15)
3 PT FG ATTEMPTS	27	FRANCIS MARION (12/30/15)
	22	NORFOLK STATE (11/14/15)
3 PT FG PERCENTAGE	.556 (5-9)	vs Hofstra (11/22/15)
	.538 (7-13)	vs St. John's (12/22/15)
FREE THROWS MADE	29	NORFOLK STATE (11/14/15)
	23	DREXEL (12/15/15)
	23	vs DePaul (11/20/15)
FREE THROW ATTEMPTS	42	NORFOLK STATE (11/14/15)
	39	DREXEL (12/15/15)
FREE THROW PERCENTAGE	.786 (22-28)	vs Tulsa (11/23/15)
	.786 (11-14)	at Clemson (12/18/15)
REBOUNDS	51	WESTERN CAROLINA (11/30/15)
	47	FRANCIS MARION (12/30/15)
ASSISTS	24	LIPSCOMB (11/27/15)
	16	FRANCIS MARION (12/30/15)
	16	vs Hofstra (11/22/15)
STEALS	13	FRANCIS MARION (12/30/15)
	12	USF (12/5/15)
	12	LIPSCOMB (11/27/15)
BLOCKED SHOTS	9	DREXEL (12/15/15)
	8	FRANCIS MARION (12/30/15)
TURNOVERS	19	WESTERN CAROLINA (11/30/15)
	17	vs St. John's (12/22/15)
	17	LIPSCOMB (11/27/15)
FOULS	27	vs DePaul (11/20/15)
	25	vs Tulsa (11/23/15)



South Carolina Basketball
 South Carolina High/Low Analysis (as of Jan 01, 2016)
 All games

Opponent - GAME HIGHS

POINTS	84		vs Hofstra (11/22/15)
	76		LIPSCOMB (11/27/15)
	75		vs Tulsa (11/23/15)
	69		NORFOLK STATE (11/14/15)
	66		ORAL ROBERTS (11/16/15)
FIELD GOALS MADE	28		vs Hofstra (11/22/15)
	27		LIPSCOMB (11/27/15)
FIELD GOAL ATTEMPTS	68		USF (12/5/15)
	68		LIPSCOMB (11/27/15)
FIELD GOAL PERCENTAGE	.509	(28-55)	vs Hofstra (11/22/15)
	.449	(22-49)	vs St. John's (12/22/15)
3 PT FIELD GOALS MADE	17		vs Hofstra (11/22/15)
	13		LIPSCOMB (11/27/15)
3 PT FG ATTEMPTS	35		LIPSCOMB (11/27/15)
	34		vs Hofstra (11/22/15)
3 PT FG PERCENTAGE	.500	(17-34)	vs Hofstra (11/22/15)
	.412	(7-17)	DREXEL (12/15/15)
FREE THROWS MADE	22		vs Tulsa (11/23/15)
	20		vs DePaul (11/20/15)
	20		NORFOLK STATE (11/14/15)
FREE THROW ATTEMPTS	31		vs Tulsa (11/23/15)
	31		vs DePaul (11/20/15)
FREE THROW PERCENTAGE	1.000	(4-4)	WESTERN CAROLINA (11/30/15)
	.870	(20-23)	NORFOLK STATE (11/14/15)
REBOUNDS	46		USF (12/5/15)
	42		FRANCIS MARION (12/30/15)
ASSISTS	18		LIPSCOMB (11/27/15)
	16		vs Hofstra (11/22/15)
STEALS	10		FRANCIS MARION (12/30/15)
	10		WESTERN CAROLINA (11/30/15)
BLOCKED SHOTS	8		at Clemson (12/18/15)
	6		USF (12/5/15)
TURNOVERS	22		FRANCIS MARION (12/30/15)
	20		WESTERN CAROLINA (11/30/15)
FOULS	35		NORFOLK STATE (11/14/15)
	29		FRANCIS MARION (12/30/15)



South Carolina Basketball
South Carolina High/Low Analysis (as of Jan 01, 2016)
All games

South Carolina - GAME LOWS

POINTS	65	at Clemson (12/18/15)
	75	vs St. John's (12/22/15)
	76	vs DePaul (11/20/15)
	76	WESTERN CAROLINA (11/30/15)
	78	FRANCIS MARION (12/30/15)
FIELD GOALS MADE	23	NORFOLK STATE (11/14/15)
	23	at Clemson (12/18/15)
FIELD GOAL ATTEMPTS	46	DREXEL (12/15/15)
	53	at Clemson (12/18/15)
FIELD GOAL PERCENTAGE	.390 (23-59)	NORFOLK STATE (11/14/15)
	.397 (29-73)	ORAL ROBERTS (11/16/15)
3 PT FIELD GOALS MADE	5	vs DePaul (11/20/15)
	5	vs Hofstra (11/22/15)
	5	LIPSCOMB (11/27/15)
3 PT FG ATTEMPTS	9	vs Hofstra (11/22/15)
	12	DREXEL (12/15/15)
3 PT FG PERCENTAGE	.263 (5-19)	LIPSCOMB (11/27/15)
	.296 (8-27)	FRANCIS MARION (12/30/15)
FREE THROWS MADE	11	at Clemson (12/18/15)
	14	vs St. John's (12/22/15)
FREE THROW ATTEMPTS	14	at Clemson (12/18/15)
	19	vs St. John's (12/22/15)
FREE THROW PERCENTAGE	.533 (16-30)	FRANCIS MARION (12/30/15)
	.590 (23-39)	DREXEL (12/15/15)
REBOUNDS	32	USF (12/5/15)
	34	vs Tulsa (11/23/15)
ASSISTS	11	vs DePaul (11/20/15)
	12	vs Tulsa (11/23/15)
	12	at Clemson (12/18/15)
STEALS	3	at Clemson (12/18/15)
	4	vs Hofstra (11/22/15)
BLOCKED SHOTS	1	vs St. John's (12/22/15)
	2	vs Tulsa (11/23/15)
TURNOVERS	6	ORAL ROBERTS (11/16/15)
	9	vs Hofstra (11/22/15)
FOULS	12	WESTERN CAROLINA (11/30/15)
	15	USF (12/5/15)



South Carolina Basketball
South Carolina High/Low Analysis (as of Jan 01, 2016)
All games

Opponent - GAME LOWS

POINTS	53	WESTERN CAROLINA (11/30/15)
	54	DREXEL (12/15/15)
	56	FRANCIS MARION (12/30/15)
	59	at Clemson (12/18/15)
	61	vs DePaul (11/20/15)
	61	vs St. John's (12/22/15)
FIELD GOALS MADE	18	FRANCIS MARION (12/30/15)
	19	NORFOLK STATE (11/14/15)
	19	vs DePaul (11/20/15)
	19	WESTERN CAROLINA (11/30/15)
	19	DREXEL (12/15/15)
FIELD GOAL ATTEMPTS	49	vs St. John's (12/22/15)
	51	ORAL ROBERTS (11/16/15)
FIELD GOAL PERCENTAGE	.284 (19-67)	WESTERN CAROLINA (11/30/15)
	.300 (18-60)	FRANCIS MARION (12/30/15)
3 PT FIELD GOALS MADE	2	USF (12/5/15)
	3	vs DePaul (11/20/15)
3 PT FG ATTEMPTS	14	ORAL ROBERTS (11/16/15)
	14	vs DePaul (11/20/15)
3 PT FG PERCENTAGE	.133 (2-15)	USF (12/5/15)
	.214 (3-14)	vs DePaul (11/20/15)
FREE THROWS MADE	4	WESTERN CAROLINA (11/30/15)
	5	at Clemson (12/18/15)
FREE THROW ATTEMPTS	4	WESTERN CAROLINA (11/30/15)
	9	at Clemson (12/18/15)
FREE THROW PERCENTAGE	.444 (12-27)	vs St. John's (12/22/15)
	.474 (9-19)	DREXEL (12/15/15)
REBOUNDS	22	DREXEL (12/15/15)
	23	vs Hofstra (11/22/15)
ASSISTS	7	ORAL ROBERTS (11/16/15)
	7	FRANCIS MARION (12/30/15)
STEALS	2	vs Hofstra (11/22/15)
	2	at Clemson (12/18/15)
BLOCKED SHOTS	0	vs Tulsa (11/23/15)
	2	vs DePaul (11/20/15)
	2	vs Hofstra (11/22/15)
	2	DREXEL (12/15/15)
TURNOVERS	10	at Clemson (12/18/15)
	13	ORAL ROBERTS (11/16/15)
	13	DREXEL (12/15/15)
FOULS	17	WESTERN CAROLINA (11/30/15)
	19	vs St. John's (12/22/15)



South Carolina Basketball
South Carolina Player High/Low Analysis (as of Jan 01, 2016)
All games

South Carolina - I N D I V I D U A L G A M E H I G H S

Points	27		CHATKEVICIUS, L. vs Oral Roberts (11/16/15)
	23		KACINAS, Mindaugas vs DePaul (11/20/15)
	20		NOTICE, Duane vs St. John's (12/22/15)
	20		KACINAS, Mindaugas vs Western Carolina (11/30/15)
	19		CARRERA, Michael vs USF (12/5/15)
Field Goals Made	9		KACINAS, Mindaugas vs Hofstra (11/22/15)
	9		CHATKEVICIUS, L. vs Oral Roberts (11/16/15)
Field Goal Att.	16		NOTICE, Duane vs Lipscomb (11/27/15)
	15		THORNWELL, Sindarius vs Oral Roberts (11/16/15)
FG Pct (min 5 made)	1.000	(7-7)	CHATKEVICIUS, L. vs Lipscomb (11/27/15)
	.900	(9-10)	KACINAS, Mindaugas vs Hofstra (11/22/15)
3-Point FG Made	4		NOTICE, Duane vs Oral Roberts (11/16/15)
	3		NOTICE, Duane vs Francis Marion (12/30/15)
	3		CARRERA, Michael vs St. John's (12/22/15)
	3		NOTICE, Duane at Clemson (12/18/15)
	3		CARRERA, Michael vs USF (12/5/15)
	3		CARRERA, Michael vs Western Carolina (11/30/15)
	3		NOTICE, Duane vs Norfolk State (11/14/15)
3-Point FG Att.	7		NOTICE, Duane vs Francis Marion (12/30/15)
	7		NOTICE, Duane at Clemson (12/18/15)
	7		THORNWELL, Sindarius vs USF (12/5/15)
	7		NOTICE, Duane vs Oral Roberts (11/16/15)
3-Pt FG Pct (min 2 made)	1.000	(2-2)	NOTICE, Duane vs St. John's (12/22/15)
	1.000	(2-2)	BLANTON, TeMarcus vs Drexel (12/15/15)
	1.000	(2-2)	KACINAS, Mindaugas vs Western Carolina (11/30/15)
	1.000	(2-2)	CARRERA, Michael vs Hofstra (11/22/15)
	1.000	(2-2)	DOZIER, PJ vs Hofstra (11/22/15)
	1.000	(2-2)	NOTICE, Duane vs DePaul (11/20/15)
Free Throws Made	10		DOZIER, PJ vs Drexel (12/15/15)
	10		KACINAS, Mindaugas vs DePaul (11/20/15)
Free Throw Att.	16		DOZIER, PJ vs Drexel (12/15/15)
	15		KACINAS, Mindaugas vs DePaul (11/20/15)
FT Pct (min 3 made)	1.000	(6-6)	THORNWELL, Sindarius vs Tulsa (11/23/15)
	1.000	(5-5)	CARRERA, Michael vs Western Carolina (11/30/15)
	1.000	(4-4)	CHATKEVICIUS, L. vs Tulsa (11/23/15)
	1.000	(4-4)	KACINAS, Mindaugas vs Oral Roberts (11/16/15)
	1.000	(3-3)	SILVA, Chris vs Francis Marion (12/30/15)
	1.000	(3-3)	THORNWELL, Sindarius at Clemson (12/18/15)
	1.000	(3-3)	CARRERA, Michael vs Lipscomb (11/27/15)
	1.000	(3-3)	CHATKEVICIUS, L. vs Lipscomb (11/27/15)
	1.000	(3-3)	CHATKEVICIUS, L. vs Norfolk State (11/14/15)
	1.000	(3-3)	NOTICE, Duane vs Norfolk State (11/14/15)
Rebounds	13		KACINAS, Mindaugas vs Oral Roberts (11/16/15)
	12		CARRERA, Michael vs St. John's (12/22/15)
Assists	7		THORNWELL, Sindarius vs Oral Roberts (11/16/15)
	6		THORNWELL, Sindarius vs Lipscomb (11/27/15)
	6		THORNWELL, Sindarius vs Hofstra (11/22/15)
Steals	5		DOZIER, PJ vs Francis Marion (12/30/15)
	5		THORNWELL, Sindarius vs Tulsa (11/23/15)
Blocked Shots	3		SILVA, Chris vs Francis Marion (12/30/15)
	3		CHATKEVICIUS, L. vs Drexel (12/15/15)
	3		SILVA, Chris vs USF (12/5/15)
	3		CHATKEVICIUS, L. vs Hofstra (11/22/15)

Turnovers	5	CHATKEVICIUS, L. vs St. John's (12/22/15)
	4	CHATKEVICIUS, L. at Clemson (12/18/15)
	4	THORNWELL, Sindarius vs Lipscomb (11/27/15)
	4	DOZIER, PJ vs Lipscomb (11/27/15)
Fouls	5	SILVA, Chris vs Francis Marion (12/30/15)
	4	CHATKEVICIUS, L. vs St. John's (12/22/15)
	4	CARRERA, Michael vs St. John's (12/22/15)
	4	CARRERA, Michael vs Drexel (12/15/15)
	4	SILVA, Chris vs USF (12/5/15)
	4	CARRERA, Michael vs Lipscomb (11/27/15)
	4	CARRERA, Michael vs Tulsa (11/23/15)
	4	DOZIER, PJ vs Tulsa (11/23/15)
	4	COBB, Eric vs Tulsa (11/23/15)
	4	CHATKEVICIUS, L. vs Tulsa (11/23/15)
	4	STROMAN, Marcus vs Hofstra (11/22/15)
	4	SILVA, Chris vs DePaul (11/20/15)
	4	SILVA, Chris vs Oral Roberts (11/16/15)
	Minutes	37
33		KACINAS, Mindaugas vs St. John's (12/22/15)
33		THORNWELL, Sindarius vs Hofstra (11/22/15)
33		KACINAS, Mindaugas vs DePaul (11/20/15)
33		KACINAS, Mindaugas vs Oral Roberts (11/16/15)



South Carolina Basketball
South Carolina Opponent High/Low Analysis (as of Jan 01, 2016)
All games

OPPONENT INDIVIDUAL GAME HIGHS

Points	31		Obi Emegano vs Oral Roberts (11/16/15)
	28		GREEN, Juan'ya vs Hofstra (11/22/15)
	21		WILLIAMS, JOSH vs Lipscomb (11/27/15)
	21		OLIVER, Charles vs Norfolk State (11/14/15)
	20		HARRISON, Shaquille vs Tulsa (11/23/15)
Field Goals Made	9		Obi Emegano vs Oral Roberts (11/16/15)
	8		WILLIAMS, JOSH vs Lipscomb (11/27/15)
Field Goal Att.	21		Obi Emegano vs Oral Roberts (11/16/15)
	18		Allen, Tavon vs Drexel (12/15/15)
FG Pct (min 5 made)	.833	(5-6)	JONES, Christian vs St. John's (12/22/15)
	.714	(5-7)	BERNARDI, Brian vs Hofstra (11/22/15)
3-Point FG Made	6		GREEN, Juan'ya vs Hofstra (11/22/15)
	5		WILLIAMS, JOSH vs Lipscomb (11/27/15)
	5		OLIVER, Charles vs Norfolk State (11/14/15)
3-Point FG Att.	13		GREEN, Juan'ya vs Hofstra (11/22/15)
	10		DAVIS JR., Mike vs Francis Marion (12/30/15)
	10		Rhett Harrelson vs Western Carolina (11/30/15)
	10		OLIVER, Charles vs Norfolk State (11/14/15)
3-Pt FG Pct (min 2 made)	.714	(5-7)	WILLIAMS, JOSH vs Lipscomb (11/27/15)
	.667	(4-6)	BERNARDI, Brian vs Hofstra (11/22/15)
Free Throws Made	12		HARRISON, Shaquille vs Tulsa (11/23/15)
	10		Obi Emegano vs Oral Roberts (11/16/15)
Free Throw Att.	16		HARRISON, Shaquille vs Tulsa (11/23/15)
	10		FENNER, Alante vs Francis Marion (12/30/15)
	10		GREEN, Juan'ya vs Hofstra (11/22/15)
	10		Obi Emegano vs Oral Roberts (11/16/15)
FT Pct (min 3 made)	1.000	(10-10)	Obi Emegano vs Oral Roberts (11/16/15)
	1.000	(7-7)	GARRETT, Billy vs DePaul (11/20/15)
	1.000	(5-5)	SHORT, Jeff vs Norfolk State (11/14/15)
	1.000	(4-4)	MORILLO, Nehemias vs USF (12/5/15)
	1.000	(4-4)	Mike Brown vs Western Carolina (11/30/15)
Rebounds	13		COUSINS, Jaleel vs USF (12/5/15)
	11		BLOSSOMGAME, Jaron at Clemson (12/18/15)
Assists	8		MORAN, NATHAN vs Lipscomb (11/27/15)
	7		GREEN, Juan'ya vs Hofstra (11/22/15)
Steals	4		Mike Brown vs Western Carolina (11/30/15)
	3		COUSINS, Jaleel vs USF (12/5/15)
	3		Justin Browning vs Western Carolina (11/30/15)
Blocked Shots	5		NNOKO, Landry at Clemson (12/18/15)
	4		Albert Owens vs Oral Roberts (11/16/15)
Turnovers	7		PETERS, Roddy vs USF (12/5/15)
	6		Torrion Brummitt vs Western Carolina (11/30/15)
Fouls	5		JEROME, David vs Francis Marion (12/30/15)
	5		DAVIS JR., Mike vs Francis Marion (12/30/15)
	5		Allen, Terrell vs Drexel (12/15/15)
	5		Myles, Tyshawn vs Drexel (12/15/15)
	5		Williams, Austin vs Drexel (12/15/15)
	5		BRAMMEIER, GEORGE vs Lipscomb (11/27/15)
	5		CURTIS, Marquel vs Tulsa (11/23/15)
	5		SWANNEGAN, Brandon vs Tulsa (11/23/15)
	5		NICHOLS, Malik vs Hofstra (11/22/15)
	5		Brandon Conley vs Oral Roberts (11/16/15)
	5		Aaron Anderson vs Oral Roberts (11/16/15)

5	TAYLOR,D'Shon vs Norfolk State (11/14/15)
5	SHORT,Jeff vs Norfolk State (11/14/15)
5	WADE,Jonathan vs Norfolk State (11/14/15)