



SOUTH CAROLINA BASKETBALL

MBB CONTACT: EMILY MILES // EFEENEY@MAILBOX.SC.EDU // 803-777-7743 // @EMILYFEENEYSID

2015-16 SCHEDULE

OVERALL: 15-1 | SEC: 2-1

NOVEMBER

8	Allen +	W, 71-43
14	Norfolk State %	W, 84-69
16	Oral Roberts	W, 84-66
20	vs. DePaul !	W, 76-61
21/22	vs. Hofstra !	W, 94-84
23	vs. Tulsa !	W, 83-75
27	Lipscomb	W, 92-76
30	Western Carolina	W, 76-53

DECEMBER

5	USF	W, 81-63
15	Drexel	W, 79-54
18	at Clemson ^	W, 65-59
22	vs. St. John's &	W, 75-61
30	Francis Marion	W, 78-56

JANUARY

2	Memphis	W, 86-76
5	at Auburn*	W, 81-69
9	Vanderbilt*	W, 69-65
13	at Alabama*	L, 73-50
16	Missouri*	1 p.m./ SECN
19	at Ole Miss*	7 p.m./ SECN
23	at Tennessee*	Noon/ SECN
26	Mississippi State*	7 p.m./ SECN
30	Alabama*	6 p.m./ SECN

FEBRUARY

2	at Georgia*	7 p.m./ESPN/U/SECN
6	at Texas A&M*	4 p.m./ESPNU
10	LSU*	7 p.m./ESPN2
13	Kentucky*	Noon/ESPN/2
16	at Missouri*	7 p.m./ SECN
20	Florida*	Noon/ SECN
24	Tennessee*	9 p.m./ SECN
27	at Mississippi State*	2:30/ SECN

MARCH

3	Georgia*	7 p.m./ESPN/2
5	at Arkansas*	5 p.m./SECN
9-13	SEC Tournament (Nashville)	TBD

All home games in **bold** | All times listed Eastern
 * indicates SEC contest | + indicates exhibition |
SECN+ - SEC Network + | **SECN** - SEC Network
 | **CBSSN** - CBS Sports Network | % - Paradise Jam
 (Columbia, S.C.) | ! - Paradise Jam (St. Thomas,
 USVI) | & - Hall of Fame Shootout (Uncasville,
 Conn.) | ^ - game played at Bon Secours Arena

(19/15) SOUTH CAROLINA (15-1, 2-1 SEC) vs. MISSOURI (8-8, 1-2 SEC)

SAT., JAN. 16 • COLONIAL LIFE ARENA (18,000) • COLUMBIA, S.C. • 1 P.M. ET



GAMECOCKS



TIGERS

VS.

Head Coach: Frank Martin (FIU, '93)
Record At Carolina: 60-55 (4th season)
Career Record: 177-109 (9th season)
Record vs. Missouri: 8-7
Top scorer: Thornwell/Carrera (11.9)
Top rebounder: Carrera (6.5)
Top assist maker: Thornwell (3.6)
Media Relations: Emily Miles
Twitter: @GamecockMBB

Head Coach: Kim Anderson
 (Missouri, '79)
Record At Missouri: 17-31 (2nd season)
Career Record: 291-126 (14th season)
Record vs. S. Carolina: 0-2
Top scorer: Puryear (12.2)
Top rebounder: Puryear (4.8)
Top assist maker: Clark (2.8)
Media Relations: Patrick Crawford
Twitter: @MizzouHoops

GAME 17

Broadcast: SEC Network
Play-By-Play: Richard Cross
Analyst: Dane Bradshaw
Sideline: Laura Rutledge

Radio: Gamecock Radio Network
Play-By-Play: Andy Demetra
Analyst: Casey Manning
Sirius: 93; **XM:** 90

Watch: WatchESPN
Live Stats: GamecocksOnline.com
Tickets: GamecocksOnline.com
 - or - arena box office

Series: Missouri leads 3-2
Last Meeting: 63-54 SC win,
 March 11, 2015 in Nashville
Series in Columbia, S.C.: Tied 1-1

PROBABLE STARTERS

SOUTH CAROLINA	HT.	WT.	YR.	HOMETOWN	PPG	RPG	MPG
G - #15 PJ Dozier	6-6	200	Fr.	Columbia, S.C.	7.4	3.4	19.6
G - #0 Sindarius Thornwell	6-5	215	Jr.	Lancaster, S.C.	11.9	5.0	30.6
F - #25 Mindaugas Kacinas	6-7	229	Sr.	Klaipeda, Lithuania	11.4	5.4	29.8
F - #24 Michael Carrera	6-5	214	Sr.	Anzoategui, Venezuela	11.9	6.5	24.9
F - #14 Laimonas Chatkevicius	6-11	245	Sr.	Klaipeda, Lithuania	10.5	4.5	21.3

MISSOURI	HT.	WT.	YR.	HOMETOWN	PPG	RPG	MPG
G - #1 Terrence Phillips	5-11	175	Fr.	Orange County, Calif.	7.9	3.3	24.9
G - #10 K.J. Walton	6-3	197	Fr.	Brownsburg, Ind.	5.9	1.6	14.1
G - #15 Wes Clark	6-0	180	Jr.	Detroit, Mich.	9.7	2.6	25.3
F - #24 Kevin Puryear	6-7	236	Fr.	Blue Springs, Mo.	12.2	4.8	24.9
F - #25 Russell Woods	6-8	225	Jr.	Chicago, Ill.	4.4	3.4	15.0

TODAY'S GAME

South Carolina returns to Colonial Life Arena on Saturday to host Missouri in SEC action. The Gamecocks look to rebound after suffering their first loss of the season on Tuesday at Alabama.

GAME BALL PRESENTATION

Prior to Saturday's matchup vs. Missouri, head coach Frank Martin will present junior guard Sindarius Thornwell with a game ball, commemorating his 1,000th career point, which he scored in last Saturday's contest versus Vanderbilt. Thornwell became the 42nd member of the Carolina 1,000 point club.

COACH MUSCHAMP TO SPEAK AT HALFTIME

Gamecock head football coach Will Muschamp will address the crowd at Colonial Life Arena during halftime of Saturday's game versus Missouri. Coach Muschamp will also introduce his staff to the crowd.

#RallyForRhyan

South Carolina men's basketball student-athletes and coaches will be wearing a gold ribbon during warmups and during Saturday's game to help bring awareness to pediatric cancer research in support of Missouri assistant coach Brad Loos' five-year old daughter, Rhyan, who was diagnosed with cancer last fall.


















SOCIAL HUB

@GAMECOCKMBB // #GAMECOCKS
 FACEBOOK.COM//GAMECOCKMBB



SOUTH CAROLINA GAMECOCKS

OVERALL: 15-1; SEC: 2-1; HOME: 9-0; AWAY: 2-1; NEUTRAL: 4-0

0		SINDARIUS THORNWELL - Jr. - G - 6-5 - 215 - Lancaster, S.C. MIN PTS RBS AST FG% 3FG% FT% 30.6 11.9 5.0 3.6 36.5 30.2 77.1	- Paradise Jam Tournament MVP; avgd. 13.3 points, 7.4 rebs, 3.7 apg. at Jam - Season high 22 points in the win vs. Auburn, 7 assists, 3 steals - Became 42nd member of 1,000 point club with 19 points vs. Vandy - Team high 19 points vs. Vandy, also 8 rebounds and 2 assists - Last 5 games: 13.6 points, 4.2 rebounds, 3.0 assists per game
1		MARCUS STROMAN - So. - G - 6-2 - 185 - Columbia, S.C. MIN PTS RBS AST FG% 3FG% FT% 17.0 3.0 2.1 1.5 28.6 50.0 72.2	- 5-of-8 from the free throw line with two assists and two steals vs. Memphis - Top scoring output of the season with 10 points at Auburn, 8-8 from FT line - 7 points, three assists in season high 23 minutes in win vs. Vandy - Sustained a cut on his forehead which required stitches in game at Alabama
2		RAYMOND DOBY - Fr. - F - 6-6 - 233 - Cahokia, Ill. MIN PTS RBS BLK FG% 3FG% FT% 3.1 1.7 0.7 0.1 50.0 0.0 50.0	- Played his senior season at Montrose Christian School and spent a post-grad year at St. John's Northwestern Military Academy in Wisconsin - DNP vs. USF due to back spasms - Scored first-career points with eight and four rebounds in win vs. Francis Marion
4		JAMALL GREGORY - Fr. - G - 6-2 - 202 - Washington, D.C. MIN PTS RBS AST FG% 3FG% FT% 5.0 2.4 0.9 0.6 58.3 40.0 42.9	- Collected a rebound, three assists and a steal in exhibition vs. Allen - In seven minutes vs. WCU, scored two points and collected two rebounds - Season high 14 minutes vs. Francis Marion, scored six points, with 3 assists - Saw action at Alabama, scoring eight points with an assists
5		TEMARCUS BLANTON - R-Fr. - G - 6-5 - 2015 - Locust Grove, Ga. MIN PTS RBS AST FG% 3FG% FT% 4.1 1.4 0.7 0.3 28.6 50.0 1.000	- Suffered a hip injury that required surgery during the 2014-15 preseason and missed the entire campaign - Scored first points as a Gamecock with two at the foul line vs. USF - Hit a pair of 3s on back-to-back possessions in final minutes of Drexel contest
10		DUANE NOTICE - Jr. - G - 6-2 - 218 - Woodbridge, Ontario MIN PTS RBS AST FG% 3FG% FT% 24.1 11.6 2.1 2.0 38.5 40.8 82.5	- Matchup MVP vs. St. John's, 20 points, 7-of-10 from the field, two steals - 15 points, including a career best 12-of-12 from the free throw line in win vs. Memphis - 12 points, 3 rebounds, 2 assists at Auburn - Eight points, four assists in win vs. Vandy - Last 5 games: 10.4 points, 2.4 rebounds per game
14		LAIMONAS CHATKEVICIUS - St. - F - 6-11 - 245 - Klaipeda, Lithuania MIN PTS RBS BLK FG% 3FG% FT% 21.3 10.5 4.5 1.1 55.4 31.3 67.4	- 11 points, five rebounds and a pair of steals in win vs. St. John's - Foul trouble early vs. Memphis, but scored 9 points with 6 rebounds in second half - Third-career double-double with 12 points, game high 10 rebounds at Auburn - 9 points, 4 rebounds, 2 steals in win vs. Vandy - Six points versus Alabama
15		PJ DOZIER - Fr. - G - 6-6 - 200 - Columbia, S.C. MIN PTS RBS AST FG% 3FG% FT% 19.6 7.4 3.4 1.8 39.3 29.2 51.4	- 13-point, 6-rebound effort vs. Clemson and six points in win vs. St. John's - Seven points and two rebounds in win vs. Memphis - 4 points, 5 assists in 15 minutes at Auburn - 9 points, three rebounds in win vs. Vandy
20		JUSTIN MCKIE - Jr. - G - 6-4 - 197 - Columbia, S.C. MIN PTS RBS AST FG% 3FG% FT% 7.2 1.4 0.9 1.1 28.0 18.2 66.7	- Three points and three assists in exhibition vs. Allen - Solid in win vs. Lipscomb, posting six points, and dishing a career high five assists with one steal in 19 minutes - 15 assists against one turnover this season
21		JOHN RAGIN - Fr. - G - 6-2 - 177 - Eastover, S.C. MIN PTS RBS AST FG% 3FG% FT% 2.0 0.5 0.3 0.0 33.3 0.0 0.0	- Averaged 13 points during senior season at Cardinal Newman High School - Saw action vs. Western Carolina, collecting one rebound - Scored first-career points vs. Francis Marion - Not available vs. Memphis and Auburn due to an abdominal strain
23		ERIC COBB - Fr. - F - 6-9 - 296 - Jacksonville, Fla. MIN PTS RBS BLK FG% 3FG% FT% 7.9 1.6 2.5 0.1 66.7 0.0 0.0	- Starred in exhibition vs. Allen with game best 14 rebounds and 8 points in 23 min. - Four rebounds and a block in win vs. Drexel - Four points and five rebounds, playing very well vs. Clemson - Season high seven rebounds in win vs. Francis Marion, also two assists
24		MICHAEL CARRERA - Sr. - F - 6-5 - 214 - Anzoátegui, Venezuela MIN PTS RBS AST FG% 3FG% FT% 24.9 11.9 6.5 1.4 48.8 50.0 75.9	- Double-double with 16 points and 11 rebounds in win vs. Memphis - 12 points, seven rebounds and two steals in win at Auburn - 4 points, matched team-best with 8 rebounds in win vs. Vandy - Collected third double-double of the season with team highs of 14 points and 10 rebounds at Alabama
25		MINDAUGAS KACINAS - Sr. - F - 6-7 - 229 - Klaipeda, Lithuania MIN PTS RBS AST FG% 3FG% FT% 29.8 11.4 5.4 1.0 54.3 26.7 63.2	- Paradise Jam All-Tourney team after averaging 17.3 points and 6.0 rebounds per game in tournament play/11 points, eight rebounds vs. Tulsa in championship - 10 points and a pair of assists in 37 minutes in career-high 37 minutes vs. Clemson - 8 points, 5 rebounds, 2 assists and 2 steals in 36 minutes vs. Memphis - 13 points, four rebounds in 33 minutes in win vs. Vandy
30		CHRIS SILVA - Fr. - F - 6-9 - 220 - Libreville, Gabon MIN PTS RBS BLK FG% 3FG% FT% 13.5 5.3 4.8 1.0 40.0 0.0 60.3	- Native of Gabon, but played high school basketball at Roselle Catholic in N.J. - Season and team high 13 points in win vs. Francis Marion/1.3 BPG leads team - 6 points, 7 rebounds, including 4 offensive, in win vs. Memphis - 5 rebounds in 9 minutes in win vs. Vandy
31		JARRELL HOLLIMAN - R-So. - F - 6-7 - 200 - Alpharetta, Ga. MIN PTS RBS AST FG% 3FG% FT% 1.7 0.0 0.0 0.0 0.0 0.0 0.0	- Played one year at Elmhurst College - Also ran track and field during high school career - A music major who one day would like to play in a symphony

INTERVIEW POLICIES

All interview requests must be made in advance to SID Emily Miles in the South Carolina Media Relations Office. Beginning with the start of practice in October, Miles will release a weekly coach and student-athlete availability schedule to media on Mondays.

Post-Game Interview Policy: After each home game, the visiting coach will address the media first, followed by South Carolina student-athletes then South Carolina head coach Frank Martin. (Depending on deadline, this may be altered on a game-by-game basis).

Road Interview Policy: Interviews with Coach Martin and Gamecock student-athletes while on the road will be scheduled according to the home post-game media procedure.

All interviews are to be coordinated through the Media Relations Office. This allows the staff to arrange the interview when it best suits the student-athlete's and the reporter's schedules. Please contact the Media Relations Office in advance to make your interview requests. Media are not permitted to contact student-athletes on their own at any time.

All interviews will take place at the designated media interview site for that day as listed in the weekly availability schedule or in the Media Relations Office.

Dormitory, apartment and cell phone numbers for student-athletes will not be provided to the media. Should you need to conduct a telephone interview with a student-athlete, a call will be placed to you from the student-athlete at a mutually agreeable time.

SOUTH CAROLINA MEDIA RELATIONS

Emily Miles, primary contact

Associate Director

cell: 803-727-3284

e-mail: efeeney@mailbox.sc.edu

Twitter: @EmilyFeeneySID

Website: www.GamecocksOnline.com

Facebook: www.Facebook.com/GamecockMBB

Twitter: @GamecockMBB

Instagram: @GamecockMBB

STAT COMPARISON

	SC	MIZZOU	NCAA Rank
Record	15-1	8-8	3/188
Conference Record	2-1	1-2	-
Current Streak	L1	L1	-
Scoring Avg.	78.3	69.1	79/262
Opponent Scoring Avg.	66.2	68.9	67/128
Scoring Margin	+12.1	+0.2	41/207
Field Goal %	.443	.430	154/227
Opponent Field Goal %	.379	.412	13/102
3-Point Field Goal %	.362	.319	105/271
Opponent 3-Point Field Goal %	.344	.356	199/247
3-Point Field Goal Made PG	6.3	5.4	236/305
3-Point Field Goal Attempts PG	17.4	16.9	279/301%
Free Throw %	.677	.713	230/106
Opponent Free Throw %	.663	.704	-
Rebounding Avg.	41.9	35.5	18/240
Opponent Rebounding Avg.	32.8	34.9	-
Rebounding Margin	+9.2	+0.6	17/181
Turnovers Avg.	14.3	12.0	272/80
Opponent Turnover Avg.	15.9	12.1	-
Assists Avg.	13.8	11.9	157/278
Blocks Avg.	4.6	3.1	73/215
Steals Avg.	7.4	5.9	76/207

% indicates total attempts

NCAA stats games through Jan. 13

BY THE NUMBERS

+9.2

The Gamecocks lead the SEC with a +9.2 rebound margin this season. Carolina has only been out-rebounded twice in 16 games.

14/10

Senior forward Michael Carrera recorded his ninth-career double-double with team highs of 14 points and 10 rebounds in the loss at Alabama on Tuesday.

6

South Carolina leads the SEC with six wins away from home this season (two road wins, four neutral site wins).

15

South Carolina's 15-game win streak to start the season ranks as the second-best start to a season in Gamecock history, and the second-longest win streak.

A SOUTH CAROLINA WIN WOULD ...

- Be the first time the Gamecocks have three league wins through their first four SEC games since the 2011 campaign.
- Improve the all-time record vs. Mizzou to 3-3.
- Be the Gamecocks' 10th at home this season, already matching the 2014-15 home win total.

GAME STORYLINES

- South Carolina is in its 108th season of varsity basketball in 2015-16.

- Carolina is led by fourth-year head coach Frank Martin. Alongside him are associate head coach Matt Figger, assistant coaches Perry Clark and Lamont Evans and director of men's hoops operations, Andy Assaley.

- South Carolina is ranked No. 19 in this week's Associated Press Top 25 Poll, it's highest ranking since 1998, while Carolina jumped to No. 15 in the USA Today/Coaches Top 25 Poll.

- Alabama jumped out to an early 10-2 advantage behind the hot shooting hand of sophomore Riley Norris, and the Gamecocks never recovered from the run, falling 73-50, in Tuscaloosa on Tuesday, marking Carolina's first loss of the season. Senior forward Michael Carrera was the lone Gamecock in double figures with 14 points to go along with 10 rebounds for his ninth-career double-double and third of the season.

- For the third game in a row, junior guard Sindarius Thornwell led the Gamecocks in scoring, posting 19 to pace Carolina in a comeback win versus Vanderbilt at Colonial Life Arena last Saturday. En route to his 19, Thornwell tallied the 1,000th point of his career, becoming the 42nd member of the Carolina 1,000-point club. Senior forward Mindaugas Kacinas also tallied double-figures with 13. The star of the game was the Gamecock defense, holding the Commodores to just 32.8 percent from the floor (Vandy came into the matchup averaging 47.7 percent from the field.)

- Led by a season high 22 points from junior guard Sindarius Thornwell, South Carolina had five score in double-figures, and the Gamecocks won their first SEC opener since 2011 on Jan. 5 with an 81-69 win on the road at Auburn. It marked Carolina's sixth win away from Colonial Life Arena this season. Carolina held a 13-point advantage at the half, led by hot 3-point shooting in the opening stanza. The Gamecocks would go on to hit 50% from the field in the game, and match a season high with nine made 3s.

- A combined 68 fouls and 99 free throw attempts was the story of South Carolina's 86-76 win vs. visiting Memphis on Jan. 2 at Colonial Life Arena in the final non-conference tune-up of the season for Carolina. The win moved the

Gamecocks to 13-0 on the year, it's longest win streak since the 1969-70 squad won 17-straight. Senior forward Michael Carrera posted his second double-double of the season with 16 points and a game high 11 rebounds, while junior guard Sindarius Thornwell added a season high 18 points, two assists and three steals.

- In the most updated NCAA stats (games through Jan. 13), South Carolina ranks in the top 20 in field goal percentage defense (13th), rebound margin (17th), free throw attempts (8th), free throws made (13th), and total rebounds per game (18th).

- Behind a season high 13 points from rookie forward Chris Silva, the Gamecocks kept their unbeaten streak alive with a 78-56 win vs. visiting Francis Marion at Colonial Life Arena on Dec. 30. Fellow freshman Eric Cobb would pull down a team high seven rebounds, and rookie point guard PJ Dozier collected a season high five steals. The Gamecocks out-rebounded the Patriots 47-42 and scored 29 points off of 22 FMU turnovers.

- Carolina returns eight letterwinners, including four starters from last season's squad.

- PJ Dozier was named to the 2015 McDonald's All-American squad, earning the start in the contest. Dozier is the fourth McDonald's All-American in Gamecock history, the others include PJ's uncle, Terry Dozier, South Carolina's all-time leading scorer BJ McKie and Rolando Howell.

GAMECOCKS IN THE POLLS

South Carolina ranks No. 19 in this week's AP Top 25 Poll after opening SEC play with a pair of wins, while the Gamecocks jumped five spots to No. 15 in the USA Today Coaches Poll.

ASSOCIATED PRESS TOP 25

Jan. 11, 2016

Rk.	Team	Record	Pts.
1	Kansas (63)	14-1	1,621
2	Oklahoma (1)	13-1	1,551
3	Maryland	15-1	1,472
4	Michigan State (1)	16-1	1,446
5	North Carolina	15-2	1,371
6	Villanova	14-2	1,246
7	Xavier	14-1	1,200
8	Miami (FL)	13-1	1,139
9	Duke	14-2	1,100
10	SMU	15-0	1,040
11	West Virginia	14-1	867
12	Providence	14-2	862
13	Virginia	12-3	818
14	Kentucky	12-3	698
15	Texas A&M	13-2	668
16	Iowa	12-3	656
17	Iowa State	12-3	555
18	Arizona	13-3	537
19	South Carolina	15-0	527
20	Pittsburgh	14-1	334
21	Louisville	13-3	330
22	Baylor	12-3	325
23	Butler	12-4	302
24	Purdue	14-3	145
25	Gonzaga	13-3	101

Others receiving votes: USC 79, Indiana 59, UCLA 21, Utah 10, Texas Tech 10, Saint Mary's 8, Wichita St 7, Valparaiso 6, Oregon 6, Hawaii 4, St Bonaventure 1, Oregon State 1, Akron 1, Dayton 1

Dropped from rankings: Connecticut 23, Dayton 25

USA TODAY TOP 25

Jan. 11, 2016

Rk.	Team	Record	Pts.
1	Kansas (32)	14-1	800
2	Oklahoma	13-1	743
3	Maryland	15-1	742
4	Michigan State	16-1	694
5	North Carolina	15-2	673
6	Duke	14-2	596
7	Villanova	14-2	557
8	Xavier	14-1	555
9	Miami (FL)	13-1	551
10	West Virginia	14-1	477
11	Virginia	12-3	426
12	Providence	14-2	400
13	Kentucky	12-3	393
14	Texas A&M	13-2	383
15	South Carolina	15-0	361
16	Arizona	13-3	337
17	Pittsburgh	14-1	263
18	Iowa State	12-3	253
19	Iowa	12-3	226
20	Louisville	13-3	205
21	Gonzaga	13-3	173
22	Baylor	12-3	156
23	Butler	12-4	147
24	Purdue	14-3	122
25	Indiana	14-3	38

Others receiving votes: Connecticut 34, Oregon 18, USC 16, UCLA 12, George Washington 11, California 9, Houston 5, Dayton 5, Valparaiso 5, Texas Tech 3, Washington 3, Arkansas-Little Rock 2, Cincinnati 2, Saint Mary's 1, Utah 1, Hawaii 1, Boise State 1

Dropped from rankings: Connecticut 24



SOUTHEASTERN CONFERENCE STANDINGS

As of Jan. 14

Team	Conference	Overall
Texas A&M	4-0	14-2
Arkansas	3-1	9-7
Kentucky	3-1	13-3
LSU	3-1	10-6
South Carolina	2-1	15-1
Florida	2-2	10-6
Georgia	2-2	9-5
Ole Miss	2-2	12-4
Alabama	1-2	10-5
Missouri	1-2	8-8
Auburn	1-3	7-8
Tennessee	1-3	8-8
Vanderbilt	1-3	9-7
Mississippi State	0-3	7-8

COACHES TELECONFERENCE

The weekly SEC men's basketball coaches teleconference will begin Monday, Jan. 4 and continue through March 7. Media representatives wishing to participate in the teleconference should contact the SEC Communications Department for further details. Each coach will appear on the teleconference for seven minutes, according to the following schedule:

ORDER OF APPEARANCE

(All Times Eastern)

11:00 a.m.	Kevin Stallings, Vanderbilt
11:07 a.m.	Mike White, Florida
11:14 a.m.	Frank Martin, South Carolina
11:21 a.m.	Mark Fox, Georgia
11:28 a.m.	Johnny Jones, LSU
11:35 a.m.	John Calipari, Kentucky
11:42 a.m.	Rick Barnes, Tennessee
11:49 a.m.	Mike Anderson, Arkansas
11:56 a.m.	Avery Johnson, Alabama
12:03 a.m.	Bruce Pearl, Auburn
12:10 a.m.	Andy Kennedy, Ole Miss
12:17 a.m.	Ben Howland, Miss. State
12:24 a.m.	Kim Anderson, Missouri
12:31 a.m.	Billy Kennedy, Texas A&M

In addition, the SEC men's basketball teams who make it to postseason will be on a teleconference on Monday, March 14 beginning at 10:00 a.m. CT.

All SEC basketball teleconferences can be listened to on the internet at www.secdigitalnetwork.com shortly after the conclusion of the teleconference.

CAROLINA BENCH PRODUCTION

GAME	SC-OPP	DIFF.	SC HIGH
			BENCH SCORER
Norfolk State	38-36	+2	Notice, 14
Oral Roberts	26-8	+18	Notice, 18
vs. DePaul	22-32	-10	Notice, 11
vs. Hofstra	16-15	+1	Notice/Silva, 7
vs. Tulsa	15-22	-8	Notice, 11
Lipscomb	34-33	+1	Notice, 16
Western Carolina	24-17	+7	Silva, 9
USF	23-25	-2	Notice, 15
Drexel	26-19	+7	Silva, 9
at Clemson	16-8	+8	Notice, 10
vs. St. John's	26-11	+15	Notice, 20
Francis Marion	48-32	+16	Silva, 13
Memphis	28-30	-2	Notice, 15
at Auburn	24-3	+21	Notice, 12
Vanderbilt	15-23	-8	Notice, 8
at Alabama	22-28	-6	Gregory, 8
Missouri			
at Ole Miss			
at Tennessee			
Mississippi State			
Alabama			
at Georgia			
at Texas A&M			
LSU			
Kentucky			
at Missouri			
Florida			
Tennessee			
at Mississippi State			
Georgia			
at Arkansas			

SPECIALTY STATS

(PP) points in paint; (OT) points off turnovers; (2nd) second chance points; (FB) fast break points

(South Carolina-Opponent)

GAME	PP	OT	2ND	FB
Norfolk State	24-14	19-13	21-13	10-4
Oral Roberts	42-20	12-5	25-6	7-2
vs. DePaul	30-22	11-12	19-11	9-6
vs. Hofstra	44-18	13-15	24-9	8-6
vs. Tulsa	34-32	18-12	4-6	4-8
Lipscomb	54-28	18-13	13-9	16-9
Western Carolina	32-12	18-6	13-9	8-10
USF	38-30	27-8	10-13	23-9
Drexel	34-12	18-2	9-3	10-0
at Clemson	24-24	6-12	11-13	2-0
vs. St. John's	36-20	13-19	14-9	2-2
Francis Marion	34-18	29-7	10-8	12-2
Memphis	28-20	17-10	17-12	2-12
at Auburn	32-24	28-22	9-6	12-4
Vanderbilt	36-22	18-9	12-12	13-2
at Alabama	26-20	8-23	6-12	6-2
Missouri				
at Ole Miss				
at Tennessee				
Mississippi State				
Alabama				
at Georgia				
at Texas A&M				
LSU				
Kentucky				
at Missouri				
Florida				
Tennessee				
at Mississippi State				
Georgia				
at Arkansas				
SEC Tourney				
NCAA Tourney				
SC Total	544	273	217	144
SC Average	34.0	17.1	13.6	9.0
Opp Total	336	188	151	73
Opp Average	21.0	11.8	9.4	4.6

UNIVERSITY INFORMATION

Location..... Columbia, S.C.
Founded..... 1801
Enrollment..... 32,972
Nickname..... Gamecocks
Colors Garnet (PMS 202) and Black
National Affiliation NCAA Division I
Conference..... Southeastern (SEC)
Athletics Web Address..... www.GamecocksOnline.com
University Web Address..... www.sc.edu
President Dr. Harris Pastides
NCAA Representative Dr. Valinda Littlefield
Athletics Director..... Ray Tanner
Basketball Administrator/Chief Operating Officer..... Kevin O'Connell

BASKETBALL STAFF/INFORMATION

Head Coach Frank Martin
Alma Mater Florida International, '93
Record At South Carolina/Seasons 60-55 (.521), 4th season
Overall Record/Seasons 177-109 (.618), 9th season
Assoc. Head Coach/Recruiting Coord. Matt Figger (Eastern Kentucky, '95)
Assistant Coach Perry Clark (Gettysburg, '74)
Assistant Coach Lamont Evans (Kansas State, '09)
Director of Basketball Operations Andy Assaley (Cincinnati, '96)
Strength & Conditioning Coach..... Scott Greenawalt (Muskingum College, '98)
Athletic Trainer Mark Rodger (Buffalo, '01)
Video Coordinator Patrick Schulte (Kansas State, '13)
Student-Athlete Development Doug Edwards (Florida State, '07)
Associate Media Relations Director..... Emily Miles (Feeney) (Ball State, '03)
Home Arena..... Colonial Life Arena
Capacity 18,000
Arena General Manager..... Lexi Boone
Press Row Phone Number..... 803-777-6182

BASKETBALL HISTORY

First Year of Basketball..... 1908
All-Time Record..... 1,357-1,204-1 (.529)
Overall Postseason Record..... 25-18
NCAA Tournament Appearances 8 (1971, 1972, 1973, 1974, 1989, 1997, 1998, 2004)
NCAA Tournament Record..... 4-9
Last NCAA Tournament Appearance 2004, L vs. Memphis, 59-43
NIT Appearances 11 (1969, 1975, 1978, 1983, 1991, 1996, 2001, 2002, 2005, 2006, 2009)
NIT Record 21-9
Last NIT Appearance 2009, L vs. Davidson, 70-63
Conference Championships/Titles.....
SoCon Regular Season (1927, 1933, 1934, 1945); SoCon Tournament Champion (1933); ACC Regular Season (1970); ACC Champion (1971); SEC Regular Season (1997); SEC East Division Co-Champions (2009)

TEAM INFORMATION

2014-15 Record 17-16
Southeastern Conference Record/Finish 6-12/t-11th
SEC Tournament Record 2-1
Postseason N/A
Letterwinners Returning/Lost..... 8/4
Starters Returning/Lost 4/1
**based on final game starters from 2014-15 season*
Newcomers 7
Roster Breakdown 4 seniors, 3 juniors, 2 sophomores, 7 freshmen

UP NEXT

South Carolina will play two SEC road games next week, the first at Ole Miss on Tuesday, before traveling to Knoxville for a mid-day Saturday matchup vs. the Vols. Carolina suffered a loss in the 2015 regular-season meeting with the Rebels, but posted a 60-58 victory on three last-second free throws from senior guard Tyrone Johnson in the SEC Tournament last March. Carolina only faced Tennessee once in 2015, but it was a Gamecock win in Knoxville, the first road win in the series for Carolina since 2002.

SCOUTING MISSOURI

Missouri enters Saturday's matchup with the Gamecocks with an 8-8 overall record, which includes a 1-2 mark in league games. The Tigers most recently suffered a 94-61 loss versus Arkansas on Tuesday evening. Only freshman forward Kevin Puryear averages double figures for the Tigers at 12.2 points per game. His 4.8 rebounds are also a team high. In three league games he is averaging 13.7 points and 5.7 rebounds per game. Missouri averages 69.1 points per game, and is hitting 43.7 percent of its shots from the floor, but just 31.9 percent from 3-point range. The Tigers are led by second-year head coach Kim Anderson.

GAMECOCK DEFENSE

Gamecock opponents average just 66.2 points per game this season against the Carolina defense, which also forces an average of 15.9 turnovers per game, and collects 7.4 steals per game. Below is a quick look at where the Gamecocks rank in the SEC (overall games) in a selection of defensive categories (through Jan. 14 games):

Scoring Defense: 5th, 66.2 opponent points per game (Florida 1st with 63.9 per game)
FG Percent Defense: 4th, 37.9 percent (Georgia 1st with 36.9 percent)
Turnover Margin: 5th, +1.7 per game (Arkansas 1st with +3.9 per game)
Rebounding Defense: 2nd, 32.8 opponent rebounds per game (Kentucky 1st with 31.9 per game)
Steals: 5th, 7.4 per game (LSU 1st with 8.5 per game)
Defensive Rebound Percent: 1st, 72.6 percent (452 defensive rebs., compared to 171 opponent offensive rebs. per game)

GAMECOCK OFFENSE

South Carolina has scored at least 80 points in eight of 16 games this season, capped by its 92-point effort vs. Lipscomb. Last season, Carolina eclipsed the 80-point mark just four total times. Below is a quick look at where the Gamecocks rank in the SEC (overall games) in a selection of offensive categories (through Jan. 14 games):

Scoring: 6th, 78.3 points per game (Arkansas 1st with 84.4 per game)
3-point FG Percentage: 6th, 36.2 percent (Arkansas 1st with 45.0 percent)
Offensive Rebounds: 3rd, 13.7 per game (Florida 1st with 14.4 per game)
Assists: 7th, 13.8 per game (Texas A&M 1st with 18.9 per game)

BY THE NUMBERS

22 - Junior guard Sindarius Thornwell scored a season high 22 points in the win at Auburn, his highest scoring out-put since his rookie season.
5 - In scoring those 22 points, Thornwell hit a career high five 3s vs. Auburn. It was the most made 3s in a game by a Gamecock since classmate Duane Notice hit his own career high five vs. Clemson last season.
12/10 - Senior forward Laimonas Chatkevicius posted the third double-double of his career at Auburn on Jan. 5 with 12 points and a game high 10 rebounds. His last double-double came at Auburn last season when he tallied 13 points and 11 rebounds.
+9.2 - The Gamecocks have out-rebounded 14 of 16 opponents this season by a mark of +9.2 rebounds per game, which leads the SEC and ranks 17th nationally.
35.2 - The senior trio of forwards - Michael Carrera, Laimonas Chatkevicius and Mindaugas Kacinas - averaged a combined 35.2 points per game in non-conference play this season.
53: Carolina's 53 rebounds versus Memphis marked the most for the Gamecocks in a game since pulling down 55 vs. USC Upstate on Nov. 23, 2010.
12-12: Junior guard Duane Notice hit 12-of-12 from the free throw line in the Jan. 2 win vs. Memphis. It marked career highs for Notice in both makes and attempts, and the top mark by a Gamecock this season.
7 - Freshman forward Eric Cobb pulled down a team high seven rebounds in the win vs. Francis Marion, which also marked a season high for him.
31 - South Carolina ranks 31st in the most recent ESPN BPI (Jan. 15), which accounts for the final score, pace of play, site, strength of opponent and absence of key players in every Division I men's game.
3 - Junior guard Duane Notice hit three 3s in the Jan. 5 win at Auburn. It marked the 15th time in his career that he has hit at least three from beyond the arc in a game.

24 - 24 opposing players have fouled out through Carolina's first 16 games, and opponents are averaging 24.6 fouls committed this season. A deep bench has helped the Gamecocks have just three DQs so far this season, with an average of 21.0 fouls per game.

36 - South Carolina trailed for only 36 seconds in three games at the Paradise Jam, all against Hofstra.

48.4% - The Gamecocks shot 48.4 percent from the floor in three games at the Paradise Jam, led by senior forward Mindaugas Kacinas' 65.5 percent (19-29) at the event.

37 - South Carolina's 37 made shots vs. Hofstra were the most for the Gamecocks under the direction of Frank Martin and the most since posting 35 makes vs. Elon on Nov. 19, 2010.

3.0 - In the spring of 2015 the Gamecocks posted their fifth-straight semester of a 3.0 cumulative team GPA or higher.

SERIES VS. MISSOURI

South Carolina and Missouri have met just five times with the Tigers holding a slight 3-2 upperhand in the series. Four of the games have come in the SEC regular season, but the most recent matchup was a 63-54 Carolina win the opening round of the 2015 SEC Tournament. Below is a complete breakdown of the series:

MISSOURI (2-3)

H: 1-1; A: 0-2; N: 1-0

J. 22, 2013	A	65-71	L
F. 28, 2013	H	68-90	L
J. 25, 2014	A	74-82	L
F. 10, 2015	H	65-60	W
M. 11, 2015	N	63-54	W

CAROLINA TRENDS UNDER MARTIN

Gamecock trends under Frank Martin ...

- South Carolina is 36-27 when posting at least six made 3s in a game.
 - South Carolina posted nine made 3s in the season opener vs. Norfolk State and again in the win at Auburn, a mark which matched the 2014-15 season high.
- South Carolina is 47-21 when scoring more points in the paint than its opponent.
 - The Gamecocks posted a 2015-16 season high 54 points in the paint vs. Lipscomb.
- South Carolina is 51-25 when holding its opponents to under 45 percent from the field.
 - South Carolina has held 14 of 16 opponents under 45 percent from the field this season.
- South Carolina is 47-25 when out-rebounding its opponent.
 - The Gamecocks hold a +9.2 rebound margin this season which leads the SEC and ranks 17th in the nation.

MARTIN EARNS MID-SEASON HONOR

South Carolina head men's basketball coach Frank Martin is the recipient of the Jim Phelan Award Mid-Season Honors, as announced by College Insider in January. The Phelan Award is presented annually to the top coach in Division I men's basketball. The award is named in honor of Jim Phelan who coached his entire career at Mount Saint Mary's University. He led the Mountaineers to the 1962 NCAA Men's Division II Basketball Championship.

ALABAMA GAME NOTES

- The 15-0 start for South Carolina will now stand as the second-best in the program's all-time history. Only the 1933-34 team were better, starting 17-0.
- Michael Carrera's double-double Wednesday night was the ninth of his career and third of the season.
- Tonight was the first time all season that the team trailed by double digits in a game. The previous high was eight against Oral Roberts and Vanderbilt.
- Jamall Gregory finished the night with a season-high eight points on 3-of-3 shooting from the field in nine minutes.

VANDERBILT GAME NOTES

- The announced attendance of 15,055 was the most the Gamecocks have had this season in any neutral, away or home game. It was the highest attendance figure since drawing 18,000 for Kentucky on Jan. 24 last season.
- Entering the game, Vanderbilt ranked 14th in the NCAA in 3-point field goal percentage, at 41 percent, but were held to just 5-of-24 Saturday (20.8 percent).
- Carolina's eight-point deficit to start the game was the most it had been behind so far this season.
- Despite committing two more turnovers in the game, South Carolina enjoyed an 18-9 advantage in points off turnovers.

- Now with 1,010 career points, Sindarius Thornwell is four points away from passing Dominique Archie on the all-time scoring list. Archie was the last Gamecock to reach the 1,000-point milestone, coming back in 2010.

AUBURN GAME NOTES

- The win was the team's first in an SEC opener since an OT win vs. Vanderbilt to open the 2011 league campaign.
- Along with his season-high 22 points, junior Sindarius Thornwell moved to 991 career points. With just nine more, he will become the 42nd player in program history to reach 1,000 points.
- Five Gamecocks reached double figures in scoring on the night, the fourth time this season.
- Marcus Stroman was a perfect 8-of-8 at the free throw line, a career high, and tied his career high with 10 points. With a 22-of-28 night at the line, the team recorded its highest percentage of the season at 78.9.
- Despite playing just three reserves, South Carolina held a 24-3 advantage in points from the bench.

KACINAS EARNS SEC PLAYER OF THE WEEK

Senior Mindaugas Kacinas was named the SEC Player of the Week on Monday, Nov. 30, his second-career weekly honor, after earning Freshman of the Week honors in 2012. The forward from Klaipeda, Lithuania, averaged 13.0 points and 7.0 rebounds per game the previous week in helping to lead the Gamecocks to two victories vs. Tulsa and Lipscomb, extending their win streak to six games to start the season. Kacinas scored 11 points and pulled down eight rebounds en route to a place on the Paradise Jam All-Tournament Team when the Gamecocks defeated previously unbeaten Tulsa and he provided 15 points, hitting 7-of-10 attempts from the floor, while also pulling down six rebounds in the win vs. Lipscomb.

KACINAS SHINES AT PARADISE JAM

Senior forward Mindaugas Kacinas put together one of the best stretches of his career in the Garnet and Black in three games at the U.S. Virgin Islands Paradise Jam. Kacinas paced the Gamecocks with a career high 23 points in the opening-round win vs. DePaul, hitting career marks with 10 makes on 15 attempts at the free throw line. He followed with an 18-point, 5-rebound effort in the win vs. Hofstra, hitting 9-of-10 from the floor. He concluded tournament action as one of five Gamecocks in double figures with 11 and eight rebounds in the championship win vs. Tulsa. For the event, he averaged a team high 17.3 points per game.

CHATKEVICIUS' CAREER NIGHT

Senior forward Laimonas Chatkevicius was the star of Carolina's 84-66 win vs. Oral Roberts on Nov. 16, posting his first-career 20-point effort en route to a career best 27 points. He hit career marks with nine made field goals on 14 attempts, while also pulling down six rebounds. Chatkevicius has steadily improved his numbers during his time in the Garnet and Black. He averaged 4.4 and 4.8 points, respectively, as a freshman and sophomore, before nearly doubling that mark with 8.6 points and 5.2 rebounds per game last season.

KACINAS NOMINATED FOR NABC GOOD WORKS TEAM

Senior forward Mindaugas Kacinas is one of 257 nominees for the NABC Good Works Team, an award which shines a spotlight on student-athletes who have shown dedication to service in their communities. Kacinas has been involved in numerous community service projects during his time at South Carolina. He has visited Transitions, a shelter in Columbia that helps prepare meals for the homeless, assisted Ronald McDonald House with household chores as well as baking and making care packages for the families. He has participated in several food drives and basketball clinics and been involved with the Special Olympics on numerous occasions, running drills, helping with a basketball tournament and playing games with the Special Olympics athletes. Kacinas has spent time reading to children at local elementary schools, participated in the Make-A-Wish Foundation and joined his teammates for two consecutive years in projects for the "8K in 8 Days" campaign. Most recently, the team contributed to the community following the historic flooding in Columbia, visiting a local Red Cross Shelter to help make care packages for families in need.

THORNWELL NAMED TO PRESEASON SQUAD

The Southeastern Conference unveiled its 12th annual men's basketball coaches pre-season All-SEC teams prior to the start of the season, and it was announced that Carolina junior guard Sindarius Thornwell was named to the second team. It marks the second-straight season that Thornwell has garnered second-team pre-season honors from the coaches. Thornwell scored 11.1 points per game last season, while he also pulled down a career high 4.9 rebounds and collected 1.3 steals per game.

SEC PRESEASON POLL

The SEC released its preseason poll for the upcoming 2016 league campaign prior to the start of the season, and it was announced that the Gamecocks were predicted to finish seventh by a panel of both SEC and national media members. It was the highest predicted finish for Carolina since the league combined its East and West Divisions into one beginning with the 2012 league season. The media predicted Kentucky to win the SEC in 2016, followed by Vanderbilt, Texas A&M, LSU, Georgia, Florida and the Gamecocks.

SEC TOURNAMENT

The SEC Men's Basketball Tournament returns to Bridgestone Arena in Nashville in 2016. It will be the sixth time that the arena has served as the host of the SEC Tournament, having also hosted in 2001, 2006, 2010, 2013 and 2015. Also the home of the NHL's Nashville Predators, Bridgestone Arena has the distinction of being one of the busiest venues in the United States over the past decade and a half, hosting more than 18 million guests during that time. Seating capacity is approximately 19,395 for basketball games. The winner of the 13-game tournament receives the SEC's automatic bid to the NCAA Tournament. The tournament seeds are determined by the 18-game conference schedule during the regular season. Teams are seeded 1-14 based on their regular season conference finish.

NON-CONFERENCE SCHEDULE

The Gamecocks finished the 2015-16 non-conference schedule with an undefeated record at 13-0. Carolina's non-conference slate featured five teams picked in the top half of their respective league preseason polls, including Hofstra, who was picked to win the Colonial Athletic Association. The lineup also featured three teams that had their conference preseason player of the year in Jeff Short (Norfolk State/MEAC), Obi Emegano (Oral Roberts/Summit League) and Juan'ya Green (Hofstra/CAA). Tulsa, Lipscomb and Western Carolina also had players selected to their conference preseason team of the year.

LAST TIME VS. MISSOURI

SOUTH CAROLINA 63, MISSOURI 54
MARCH 11, 2015/SEC TOURNAMENT/NASHVILLE

NASHVILLE, Tenn. - The Gamecock men's basketball team weathered its first test of postseason play late Wednesday night, holding off Missouri for a 63-54 win in the first round of the SEC tournament. Though it would lead by as much as 13 in the game, Carolina needed a stout defense in the final five minutes to seal the win and move to 16-15 overall this season. The Tigers see their season end with a record of 9-23.

Carolina allowed Missouri to score on its first possession of the game before reeling off the next seven points to begin a lead that would carry for the rest of the half. The Tigers missed the next five shots from the field before hitting a second field goal at the 16-minute mark, then went 0-of-5 again in another four minute span.

A quick 7-2 burst from Mizzou drew it within one possession of the Gamecocks, 17-14, before an 8-0 run by Carolina put the lead back to double digits, highlighted by an and-one layup from Duane Notice and Marcus Stroman hitting all three free throws after being fouled from deep. The first half lead would go as high as 13, 30-17, in favor of the Gamecocks before Missouri ended the half on a 7-0 run. Four Carolina players scored five points or more in the half, led by Michael Carrera's seven.

The strong end to the first half sparked the 14th-seeded Tigers, who played a similar game at Colonial Life Arena just a month ago in a 65-60 loss. It would apply constant pressure to the Carolina lead early on in the second half, cutting it to 35-32 and forcing out Carrera with foul trouble less than four minutes in.

Every scoring spurt from the Gamecocks would be answered, as the lead would wax and wane from as high as nine points to as low as two with under seven minutes to go in the game. Carrera would re-enter the game after missing eight minutes, and made an instant impact with a key steal and, later, a basket to put Carolina back up by four after Missouri had cut it to 52-50.

That basket by Carrera keyed a quick but important hot streak for the Gamecocks, who made baskets on three straight possessions to extend the lead back out to 59-51 before the under-four media timeout. After it cut the lead to one possession with 6:42 to play, Missouri went without a field goal until a 3-pointer with eight seconds left to play to make a 63-54 final.

Sindarius Thornwell would save one of his best performances of the 2014-15 season for postseason play, leading all scorers with 18 points on 5-of-9 shooting. Four of those makes came from 3-point range, and he added six assists. Of his total, 12 points came in the second half, where he played every minute. Carrera also finished with double digits in scoring, posting 12 points and six assists as he continues his strong month of March.



Official Basketball Box Score -- Game Totals -- Final Statistics
Missouri vs South Carolina
03/11/15 8:40 pm CT at SEC Men's Basketball Tourney - Nashville

Missouri 54 • 9-23, 3-15

#	Player	Total			3-Ptr			Rebounds			PF	TP	A	TO	Blk	Stl	Min
		FG	FGA	FT	FTA	Off	Def	Tot									
03	Williams, Johnathan	f	2-10	1-4	4-8	5	6	11	2	9	1	1	1	0	0	32	
05	Allen, D'Angelo	f	0-1	0-0	0-0	1	1	2	1	0	0	0	1	0	1	10	
44	Rosburg, Ryan	f	3-4	0-0	3-4	1	1	2	2	9	0	0	1	0	21		
04	Isabell, Tramaine	g	1-5	0-1	0-0	1	0	1	1	2	2	1	0	0	21		
12	Wright, Namon	g	3-9	1-5	1-1	0	3	3	3	8	1	3	0	1	30		
02	Bello, Deuce		0-2	0-1	0-0	0	0	0	0	0	0	0	0	0	10		
13	Gill-Caesar, Montaque		3-7	1-4	3-4	1	4	5	1	10	1	5	0	1	32		
14	Shamburger, Keith		1-3	1-1	3-3	1	2	3	4	6	4	1	0	2	19		
23	Gant, Jakeean		3-5	0-0	0-0	1	1	2	1	6	0	1	0	1	15		
45	Post, Keanau		2-4	0-0	0-0	3	1	4	2	4	0	3	0	1	10		
	Team					1	1	2									
Totals			18-50	4-16	14-20	15	20	35	17	54	9	16	2	7	200		
FG % 1st Half: 10-29		34.5%	2nd half: 8-21		38.1%	Game: 18-50		36.0%			Deadball						
3FG % 1st Half: 2-8		25.0%	2nd half: 2-8		25.0%	Game: 4-16		25.0%			Rebounds				4.1		
FT % 1st Half: 2-4		50.0%	2nd half: 12-16		75.0%	Game: 14-20		70.0%									

South Carolina 63 • 16-15, 6-12

#	Player	Total			3-Ptr			Rebounds			PF	TP	A	TO	Blk	Stl	Min
		FG	FGA	FT	FTA	Off	Def	Tot									
14	CHATKEVICIUS, L.	f	3-6	0-0	0-0	0	1	1	2	6	0	0	2	1	23		
24	CARRERA, Michael	f	4-7	1-3	3-5	2	4	6	4	12	0	0	0	1	22		
00	THORNWELL, Sindarius	g	5-9	4-7	4-6	0	2	2	0	18	6	2	0	0	36		
04	JOHNSON, Tyrone	g	1-8	0-4	1-3	1	6	7	2	3	4	2	1	2	34		
10	NOTICE, Duane	g	3-8	2-4	1-1	0	1	1	1	9	5	2	0	0	32		
01	STROMAN, Marcus		0-2	0-0	5-5	0	2	2	3	5	1	2	0	0	16		
20	MCKIE, Justin		1-1	0-0	0-0	0	0	0	0	2	0	2	0	0	4		
25	KACINAS, Mindaugas		4-5	0-1	0-0	3	2	5	3	8	1	1	0	1	33		
	Team					1	1	2									
Totals			21-46	7-19	14-20	7	19	26	15	63	17	11	3	5	200		
FG % 1st Half: 10-23		43.5%	2nd half: 11-23		47.8%	Game: 21-46		45.7%			Deadball						
3FG % 1st Half: 3-8		37.5%	2nd half: 4-11		36.4%	Game: 7-19		36.8%			Rebounds				3		
FT % 1st Half: 7-8		87.5%	2nd half: 7-12		58.3%	Game: 14-20		70.0%									

Officials: Doug Shows, Ron Groover, Anthony Jordan
Technical fouls: Missouri-None. South Carolina-None.
Attendance:
Session 1 attendance: 10,039

Score by periods	1st	2nd	Total
Missouri	24	30	54
South Carolina	30	33	63

	In	Off	2nd	Fast	
Points	Paint	T/O	Chance	Break	Bench
MU	26	4	13	2	26
SC	16	20	9	2	15

Last FG - MU 2nd-00:08, SC 2nd-04:58.
Largest lead - MU by 2 1st-19:51, SC by 13 1st-02:15.
MU led for 00:38. SC led for 38:22. Game was tied for 01:00.

Score tied - 1 time.
Lead changed - 1 time.

ROSTER BREAKDOWN

Returning Starters (4)

Michael Carrera
Laimonas Chatkevicius
Duane Notice
Sindarius Thornwell
**based on final game of 2014-15 season*

Returning Letterwinners (8)

Michael Carrera
Laimonas Chatkevicius
Mindaugas Kacinas
Justin McKie
Duane Notice
Brian Steele
Marcus Stroman
Sindarius Thornwell

Guards (9)

TeMarcus Blanton
PJ Dozier
Jamall Gregory
Justin McKie
Duane Notice
John Ragin
Brian Steele
Marcus Stroman
Sindarius Thornwell

Forwards (7)

Michael Carrera
Laimonas Chatkevicius
Eric Cobb
Raymond Doby
Jarrell Holliman
Mindaugas Kacinas
Chris Silva

By Height

Jamall Gregory (6-2)
Duane Notice (6-2)
John Ragin (6-2)
Marcus Stroman (6-2)
Justin McKie (6-4)
TeMarcus Blanton (6-5)
Michael Carrera (6-5)
Brian Steele (6-5)
Sindarius Thornwell (6-5)
Raymond Doby (6-6)
PJ Dozier (6-6)
Jarrell Holliman (6-7)
Mindaugas Kacinas (6-7)
Eric Cobb (6-9)
Chris Silva (6-9)
Laimonas Chatkevicius (6-11)

2015-16 SOUTH CAROLINA MEN'S BASKETBALL ROSTER

Alphabetical Roster

No.	Name	Pos.	Ht.	Wt.	Cl.	Exp.	Hometown/High/Last School
5	TeMarcus Blanton	G	6-5	215	R-FR	HS	Locust Grove, Ga./Luella
24	Michael Carrera	F	6-5	214	SR	3VL	Anzoategui, Venezuela/Montrose Christian School
14	Laimonas Chatkevicius	F	6-11	245	SR	3VL	Klaipeda, Lithuania/South Kent School
23	Eric Cobb	F	6-9	296	FR	HS	Jacksonville, Fla./St. Francis Academy (Maryland)
2	Raymond Doby	F	6-6	233	FR	HS	Cahokia, Ill./Montrose Christian/St. John's Northwestern Military Acad. (Wisconsin)
15	PJ Dozier	G	6-6	200	FR	HS	Columbia, S.C./Spring Valley
4	Jamall Gregory	G	6-2	202	FR	HS	Washington, D.C./Coolidge/Elev8 Institute (Florida)
31	Jarrell Holliman	F	6-7	200	R-SO	1VL	Alpharetta, Ga./Alpharetta/Elmhurst College
25	Mindaugas Kacinas	F	6-7	229	SR	3VL	Klaipeda, Lithuania/Word of Life Fire Traditional School
20	Justin McKie	G	6-4	197	JR	2VL	Columbia, S.C./Irmo
10	Duane Notice	G	6-2	218	JR	2VL	Woodbridge, Canada/St. Michael's/St. Thomas More (Oakdale, Conn.)
21	John Ragin	G	6-2	177	FR	HS	Eastover, S.C./Cardinal Newman
30	Chris Silva	F	6-9	220	FR	HS	Libreville, Gabon/Roselle (N.J.) Catholic
35	Brian Steele	F	6-5	204	SR	3VL	Greenville, S.C./Wade Hampton School
1	Marcus Stroman	G	6-2	185	SO	1VL	Columbia, S.C./Keenan
0	Sindarius Thornwell	G	6-5	215	JR	2VL	Lancaster, S.C./Oak Hill Academy

Numerical Roster

No.	Name	Pos.	Ht.	Wt.	Cl.	Exp.	Hometown/High/Last School
0	Sindarius Thornwell	G	6-5	215	JR	2VL	Lancaster, S.C./Oak Hill Academy
1	Marcus Stroman	G	6-2	185	SO	1VL	Columbia, S.C./Keenan
2	Raymond Doby	F	6-6	233	FR	HS	Cahokia, Ill./Montrose Christian/St. John's Northwestern Military Acad. (Wisconsin)
4	Jamall Gregory	G	6-2	202	FR	HS	Washington, D.C./Coolidge/Elev8 Institute (Florida)
5	TeMarcus Blanton	G	6-5	215	R-FR	HS	Locust Grove, Ga./Luella
10	Duane Notice	G	6-2	218	JR	2VL	Woodbridge, Canada/St. Michael's/St. Thomas More (Oakdale, Conn.)
14	Laimonas Chatkevicius	F	6-11	245	SR	3VL	Klaipeda, Lithuania/South Kent School
15	PJ Dozier	G	6-6	200	FR	HS	Columbia, S.C./Spring Valley
20	Justin McKie	G	6-4	197	JR	2VL	Columbia, S.C./Irmo
21	John Ragin	G	6-2	177	FR	HS	Eastover, S.C./Cardinal Newman
23	Eric Cobb	F	6-9	296	FR	HS	Jacksonville, Fla./St. Francis Academy (Maryland)
24	Michael Carrera	F	6-5	214	SR	3VL	Anzoategui, Venezuela/Montrose Christian School
25	Mindaugas Kacinas	F	6-7	229	SR	3VL	Klaipeda, Lithuania/Word of Life Fire Traditional School
30	Chris Silva	F	6-9	220	FR	HS	Libreville, Gabon/Roselle (N.J.) Catholic
31	Jarrell Holliman	F	6-7	200	R-SO	1VL	Alpharetta, Ga./Alpharetta/Elmhurst College
35	Brian Steele	F	6-5	204	SR	3VL	Greenville, S.C./Wade Hampton School

Head Coach: Frank Martin (Florida International, '93)

Associate Head Coach/Recruiting Coordinator: Matt Figger (Eastern Kentucky, '95)

Assistant Coach: Perry Clark (Gettysburg, '74)

Assistant Coach: Lamont Evans (Kansas State, '09)

Director of Basketball Operations: Andy Assaley (Cincinnati, '96)

Strength & Conditioning Coach: Scott Greenawalt (Muskingum College, '98)

Athletic Trainer: Mark Rodger (Buffalo, '01)

Video Coordinator: Patrick Schulte (Kansas State, '13)

Student-Athlete Development: Doug Edwards (Florida State, '07)

Special Assistant to the Head Coach: Jarett Gerald (South Carolina, '11)

Associate Media Relations Director: Emily Miles (Feeney) (Ball State, '03)

TOP RETURNING ...


Scorer..... Notice, 11.7 ppg
Rebounder Carrera, 5.7 rpg
Assist Maker..... Stroman, 3.1 apg
FG Shooter *..... Kacinas, 56.1%
3-Point FG Shooter \$..... Notice, 36.3%
FT Shooter \$..... Notice, 79.1%
Shot Blocker..... Chatkevicius, 1.3 bpg
Steal Maker Thornwell, 1.3 spg

* at least 100 attempts

\$ at least 50 attempts

PRONUNCIATION GUIDE.

Lie-moan-us Ha-kev-a-chus
Justin MACK-ee
Min-dawg-us Kye-chin-is



HEAD COACH FRANK MARTIN

HEAD COACH | NINTH SEASON OVERALL | 177-109 (.618) | FOURTH SEASON AT SOUTH CAROLINA | 60-55 (.521)

THE MARTIN FILE

COACHING

Experience

31st year

College Experience

16th season

College Head Coach Experience

9th season

Hire Date At Carolina

March 27, 2012

PERSONAL

Hometown

Miami, Fla.

Alma Mater

Florida International, 1993 (B.A. Physical Ed.)

Family

Wife, Anya

Children, Brandon, Amalia and Christian

COACHING RESUME

High School

Miami Senior High, 1985-93

Varsity Boys' Assistant Coach

Junior Varsity Boys' Head Coach

North Miami High, Head Coach, 1993-95

Miami Senior High, Head Coach, 1995-98

B.T. Washington High, Head Coach, 1999-2000

College Assistant Coach

Northeastern, 2000-04

Cincinnati, 2004-06

Kansas State, 2006-07

College Head Coach

Kansas State, 2007-12

South Carolina, 2012-present

Frank Martin was named the head men's basketball coach at the University of South Carolina on March 27, 2012, becoming the 32nd head coach in the history of the South Carolina program, which enters its 108th season as a varsity sport in 2015-16. Martin owns a 162-108 (.600) overall record as a head coach, entering his ninth season overall, and fourth season at South Carolina.

During his first season (2012-13) in Columbia, Martin led his squad to a 14-18 record, which included a 4-14 mark in SEC contests. The Garnet and Black captured the Hoops For Hope Classic tournament crown after posting a 4-0 record competing in the event with home victories over Milwaukee and Rider, before defeating Missouri State in overtime, and UALR in Puerto Vallarta, Mexico, over the Thanksgiving holiday. Freshman forward Michael Carrera was honored after the conclusion of the regular season with selection to the 2013 SEC All-Freshman Team, as voted on by the league's head coaches. During the spring of 2013, the Gamecock coaching staff signed seven freshmen, while welcoming Villanova transfer Ty Johnson to the team, a recruiting class which ranked No. 23 in the nation according to ESPN.com.

Martin's second season (2013-14) leading the Gamecocks saw the squad win four of its final six games of the year, including two games in the SEC Tournament, marking the first Tournament wins for the Gamecocks since the 2008 campaign. Martin and his staff put together a non-conference schedule that challenged his team to prepare for the rigors of the SEC campaign. The Gamecocks posted several quality victories, including a win versus Saint Mary's at the Hawaiian Airlines Diamond Head Classic in December, and home victories versus Alabama, Vanderbilt and No. 17 Kentucky to name a few.

Martin tutored his second SEC All-Freshman Team honoree in as many seasons, as rookie guard Sindarius Thornwell led all freshmen in the SEC in league games in points (15.6) and assists (4.0) to earn a spot on the postseason team. Thornwell also garnered three SEC Freshman of the Week awards, and was named the Feb. 18 Wayman Tisdale National Freshman of the Week.

South Carolina put together a 9-3 non-conference record in 2014-15, entering SEC play receiving votes in both the Coaches and AP Top 25 polls for the first time since 2006 and 2009, respectively. Martin led his Gamecocks to a thrilling upset win over No. 9/9 Iowa State at the Barclays Center in Brooklyn, N.Y., on Jan. 3, marking Carolina's first win over a top-10 opponent since the 2009-10 campaign. The Gamecocks ranked as high as fourth in the nation in opponent field goal percentage during the season, and finished the campaign holding opponents to just 38.7 percent from the field, which ranked 13th nationally. Sophomore guards Duane Notice and Sindarius Thornwell each picked up an SEC Player of the Week honor during the campaign, and for the second-straight season, the Gamecocks won four of their final six games and won two contests in the SEC Tournament, advancing to the quarterfinal round.

Carolina posted a final record of 17-16 for the 2014-15 campaign, which marked the first winning season for the squad since the 2008-09 season, while Carolina's six SEC wins marked the highest since 2010 as well. Martin also announced during the summer, that his team had completed its fifth-straight semester with a cumulative team GPA of 3.0 or above in the spring. For its classroom achievements, South Carolina was honored with the NABC's Team Academic Excellence Award, the only SEC team to be named to the list. Individually, three Gamecocks were named to the NABC Honors Court, in juniors Laimonas Chatkevicius and Mindaugas Kacinas, and senior, Austin Constable, who was on his second Honors Court list. South Carolina saw 12 student-athletes named to the SEC Winter Academic, and the SEC First-Year Academic Honor Rolls for the year.

Martin's career record at South Carolina is 60-55 (.521) in 10 seasons, including a 17-16 record in 2014-15. He has led the Gamecocks to the SEC Tournament four times, with two appearances in the quarterfinal round. Martin has coached 12 SEC Freshman of the Week winners, including three Gamecocks who were named to the SEC Winter Academic and SEC First-Year Academic Honor Rolls for the year.

MARTIN'S CAREER RECORD, YEAR-BY-YEAR

YEAR	RECORD	CONFERENCE (FINISH)	POSTSEASON
2007-08	21-12	10-6 (3rd)	1-1; NCAA Tournament 2nd Round
2008-09	22-12	9-7 (t4th)	1-1; NIT
2009-10	29-8	11-5 (t2nd)	3-1; NCAA Tournament Elite Eight
2010-11	23-11	10-6 (t3rd)	1-1; NCAA Tournament Third Round
2011-12	22-11	10-8 (5th)	1-1; NCAA Tournament Third Round
2012-13	14-18	4-14 (t12th)	-
2013-14	14-20	5-13 (13th)	-
2014-15	17-16	6-12 (t11th)	-
2015-16	15-1	-	-
Totals	177-109 (.618)	65-71 (.477)	7-5 (.583)/4 NCAA/1 NIT

GAMECOCKS' RECORD WHEN ...

At home	9-0
On the road	2-1
At neutral sites	4-0
In overtime	0-0
vs. Top 25 team	0-0
vs. Top 10 team	0-0
vs. Top 3 team	0-0
Leading at half	13-0
Trailing at half	1-1
Tied at half	1-0
Shooting 50% or better	5-0
Shooting between 39-49%	9-0
Shooting less than 39%	1-1
Opp. shooting 50% or better	1-0
Opp. shooting between 39-49%	6-1
Opp. shooting less than 39%	8-0
Shooting better than opp.	14-0
Shooting worse than/equal to opp.	1-1
Starters out-score opp. starters	11-0
Opp. starters score/equal more	4-1
Bench out-scores opp. bench	10-0
Opp. bench scores/equals more	5-1
Having more FTs than opp.	12-0
Having equal/less FTs than opp.	3-1
Have more TOs than opp.	4-1
Having equal/less TOs than opp.	11-0
Having more rebounds than opp.	14-0
Having equal/less rebounds than opp.	1-1
Making 6 or more 3FGs	10-0
Having 15 or more assists	4-0
Score more points in paint than opp.	14-1
Scoring equal/less points in paint than opp.	1-0
Scoring more points off TOs than opp.	11-0
Scoring equal/less points off TOs than opp.	4-1
Scoring more 2nd-chance points than opp.	11-0
Scoring equal/less 2nd-chance points than opp.	4-1
Scoring more fast break points than opp.	11-1
Scoring equal/less fast break points than opp.	4-0
Wearing white uniforms	11-0
Wearing Garnet uniforms	3-0
Wearing Black uniforms	1-1
Playing on live TV/live broadcast	15-1
Playing in November	7-0
Playing in December	5-0
Playing in January	3-1
Playing in February	0-0
Playing in March	0-0
Playing a day-game	3-0
Playing a night-game	12-1
Playing on Sunday	1-0
Playing on a Monday	3-0
Playing on a Tuesday	3-0
Playing on a Wednesday	1-1
Playing on a Thursday	0-0
Playing on a Friday	3-0
Playing on a Saturday	4-0
Scoring margin is 5 points or less	1-0
Margin is between 6-10	3-0
Margin is between 11-20	8-0
Margin is more than 20	3-0
Scoring 59 points or less	0-1
Scoring 60-69 points	2-0
Scoring 70-79 points	5-0
Scoring 80-89 points	6-0
Scoring 90-99 points	2-0
Scoring 100+ points	0-0

MISCELLANEOUS

Current streak	L1
Home court streak	W9
Away streak	L1
Neutral court streak	W4

2015-16 SUPERLATIVES

(tied for team lead also included)

Scoring Leaders	'15-16	Career
Sindarius Thornwell	4	26
Michael Carrera	3	15
Duane Notice	2	14
Laimonas Chatkevicius	3	6
Mindaugas Kacinas	3	6
PJ Dozier	1	1
Chris Silva	1	1

Rebounding Leaders	'15-16	Career
Michael Carrera	6	46
Sindarius Thornwell	4	26
Mindaugas Kacinas	2	23
Laimonas Chatkevicius	1	15
Chris Silva	4	4
PJ Dozier	1	1
Eric Cobb	1	1

Assists Leaders	'15-16	Career
Sindarius Thornwell	8	32
Duane Notice	4	28
Marcus Stroman	1	12
PJ Dozier	2	2
Michael Carrera	2	2
Justin McKie	2	2

Blocks Leaders	'15-16	Career
Laimonas Chatkevicius	6	41
Michael Carrera	3	31
Mindaugas Kacinas	2	19
Sindarius Thornwell	3	18
Chris Silva	6	6
PJ Dozier	3	3
Marcus Stroman	1	3

Steals Leaders	'15-16	Career
Sindarius Thornwell	6	28
Michael Carrera	2	17
Duane Notice	4	14
Mindaugas Kacinas	1	14
Laimonas Chatkevicius	3	10
Marcus Stroman	4	9
PJ Dozier	6	6
Chris Silva	2	2
John Ragin	1	1

Double-Figure Scoring	'15-16	Career
Sindarius Thornwell	12	56
Duane Notice	11	44
Michael Carrera	11	36
Laimonas Chatkevicius	7	27
Mindaugas Kacinas	9	23
PJ Dozier	5	5
Marcus Stroman	1	3
Chris Silva	2	2

20+ points	'15-16	Career
Sindarius Thornwell	1	10
Duane Notice	1	5
Mindaugas Kacinas	2	2
Laimonas Chatkevicius	1	1

Double-Figure Rebounding	'15-16	Career
Michael Carrera	3	14
Mindaugas Kacinas	2	13
Laimonas Chatkevicius	1	5
Sindarius Thornwell	1	4
Chris Silva	1	1

5+ assists	'15-16	Career
Sindarius Thornwell	5	13
Duane Notice	1	12
PJ Dozier	2	2
Justin McKie	1	1

3+ steals	'15-16	Career
Sindarius Thornwell	4	11
Michael Carrera	1	6
Duane Notice	1	4
Marcus Stroman	1	2
PJ Dozier	3	3

2+ blocks	'15-16	Career
Laimonas Chatkevicius	3	26
Michael Carrera	2	21
Mindaugas Kacinas	2	16
Chris Silva	6	6
PJ Dozier	1	1
Sindarius Thornwell	1	7

Double-Doubles	'15-16	Career
Michael Carrera	3	9
Mindaugas Kacinas	2	5
Laimonas Chatkevicius	1	3
Sindarius Thornwell	1	4

Clutch Free Throws (under 5 min/OT)

	FT-FTA	FT%
Chris Silva	2-2	1.000
TeMarcus Blanton	4-4	1.000
Duane Notice	7-8	.875
Marcus Stroman	7-8	.875
Michael Carrera	17-20	.850
Mindaugas Kacinas	3-4	.750
PJ Dozier	2-3	.667
Laimonas Chatkevicius	8-12	.667
Sindarius Thornwell	12-20	.600
Raymond Doby	3-6	.500
Jamall Gregory	1-4	.250
Eric Cobb	0-2	.000
Totals	66-93	.710

Dunks	'15-16
Chris Silva	10
Laimonas Chatkevicius	7
Michael Carrera	5
PJ Dozier	4
Mindaugas Kacinas	3
Duane Notice	2
Jamall Gregory	2
Sindarius Thornwell	1

Miscellaneous

Largest Halftime Lead	
SC	31, vs. USE, Dec. 5, 2015
Opp	13, Alabama, Jan. 13, 2016
Smallest Halftime Lead	
SC	3, vs. Oral Roberts, Nov. 16, 2015
Opp	3, Vanderbilt, Jan. 9, 2016
Fewest Points In First Half	
SC	22, vs. Alabama, Jan. 13, 2016
Opp	20, Francis Marion, Dec. 30, 2015
Most Points In First Half	
SC	53, vs. USE, Dec. 5, 2015
Opp	51, Lipscomb, Nov. 27, 2015
Fewest Points In Second Half	
SC	24, vs. Clemson, Dec. 18, 2015
Opp	25, WCU, Nov. 30, 2015
Most Points In Second Half	
SC	51, vs. Oral Roberts, Nov. 16, 2015
Opp	46, Tulsa, Nov. 23, 2015
Most Points in Overtime	
SC	-
Opp	-
Largest Margin of Victory	
SC	25, vs. Drexel, Dec. 15, 2015
Opp	23, Alabama, Jan. 13, 2016
Smallest Margin of Victory	
SC	4, vs. Vanderbilt, Jan. 9, 2016
Opp	23, Alabama, Jan. 13, 2016

2015-16 GAME BY GAME COMPARISON

	Date	Result	FG-A	Pct	3FG-A	Pct	FT-A	Pct	O-D-Total	PF	Pts	A	TO	Blk	Stl	Min	Half
Norfolk State %			19-56	.339	11-28	.393	20-23	.870	12-23-35	35	69	12	18	3	7	200	34
South Carolina	Nov. 14, 2015	W, 84-69	23-59	.390	9-22	.409	29-42	.690	19-27-46	19	84	15	13	4	9	200	40
Oral Roberts			22-51	.431	4-14	.286	18-23	.783	4-24-28	23	66	7	13	5	3	200	30
South Carolina	Nov. 16, 2015	W, 84-66	29-73	.397	7-21	.333	19-27	.704	19-25-44	22	84	14	6	4	5	200	33
DePaul \$			19-52	.365	3-14	.214	20-31	.645	10-23-33	27	61	9	15	2	4	200	28
South Carolina	Nov. 20, 2015	W, 76-61	24-60	.400	5-13	.385	23-34	.676	16-27-43	27	76	11	12	4	5	200	37
Hofstra \$			28-55	.509	17-34	.500	11-17	.647	6-17-23	21	84	16	14	2	2	200	39
South Carolina	Nov. 22, 2015	W, 94-84	37-68	.544	5-9	.556	15-23	.652	18-23-41	18	94	16	9	5	4	200	46
Tulsa \$			24-54	.444	5-16	.313	22-31	.710	8-23-31	25	75	9	15	0	4	200	29
South Carolina	Nov. 23, 2015	W, 83-75	27-54	.500	7-14	.500	22-28	.786	6-28-34	25	83	12	13	2	7	200	38
Lipscomb			27-68	.397	13-35	.371	9-14	.643	10-19-29	24	76	18	18	3	8	200	40
South Carolina	Nov. 27, 2015	W, 92-76	34-66	.515	5-19	.263	19-27	.704	12-31-43	19	92	24	17	7	12	200	51
Western Carolina			19-67	.284	11-32	.344	4-4	1.000	12-24-36	17	53	13	20	3	10	200	28
South Carolina	Nov. 30, 2015	W, 76-53	26-63	.413	8-18	.444	16-25	.640	17-34-51	12	76	14	19	7	10	200	37
USF			24-68	.353	2-15	.133	13-22	.591	20-26-46	20	63	9	19	6	8	200	22
South Carolina	Dec. 5, 2015	W, 81-63	29-61	.475	7-21	.333	16-25	.640	6-26-32	15	81	14	12	6	12	200	53
Drexel			19-55	.345	7-17	.412	9-19	.474	6-16-22	28	54	11	13	2	3	200	28
South Carolina	Dec. 15, 2015	W, 79-54	25-46	.543	6-12	.500	23-39	.590	8-33-41	19	79	14	15	9	6	200	32
Clemson ^			23-63	.365	8-26	.308	5-9	.556	15-19-34	20	59	11	10	8	2	200	25
South Carolina	Dec. 18, 2015	W, 65-59	23-53	.434	8-19	.421	11-14	.786	14-28-42	16	65	12	16	3	3	200	41
St. John's &			22-49	.449	5-20	.250	12-27	.444	6-20-26	19	61	11	14	5	6	200	34
South Carolina	Dec. 22, 2015	W, 75-61	27-57	.474	7-13	.538	14-19	.737	14-29-43	23	75	14	17	1	9	200	40
Francis Marion			18-60	.300	6-23	.261	14-25	.560	17-25-42	29	56	7	22	4	10	200	20
South Carolina	Dec. 30, 2015	W, 78-56	27-64	.422	8-27	.296	16-30	.533	18-29-47	18	78	16	16	8	13	200	38
Memphis			19-61	.311	8-22	.364	30-36	.833	11-27-38	41	76	8	15	9	7	200	42
South Carolina	Jan. 2, 2016	W, 86-76	18-57	.316	4-17	.235	46-63	.730	18-35-53	27	86	9	13	7	7	200	42
Auburn*			24-54	.444	12-30	.400	9-13	.692	8-19-27	19	69	12	21	1	7	200	30
South Carolina	Jan. 5, 2016	W, 81-69	25-50	.500	9-23	.391	22-28	.786	9-25-34	13	81	15	19	0	9	200	43
Vanderbilt*			20-61	.328	5-24	.208	20-29	.690	12-24-36	25	65	10	11	7	5	200	38
South Carolina	Jan. 9, 2016	W, 69-65	24-57	.421	3-13	.231	18-29	.621	10-34-44	23	69	11	13	3	3	200	35
Alabama*			24-51	.471	13-28	.464	12-21	.571	13-25-38	20	73	16	17	3	8	200	35
South Carolina	Jan. 13, 2016	L, 73-50	19-53	.358	3-18	.167	9-17	.529	15-18-33	19	50	9	18	3	4	200	22

% - Paradise Jam (Columbia, S.C.) | \$ - Paradise Jam (St. Thomas, USVI) | ^ - Game played at Bon Secours Arena (Greenville, S.C.) | & - Hall of Fame Shootout (Mohegan Sun Arena/Uncasville, Conn.) | * - indicates SEC contest



SOUTH CAROLINA GAMECOCKS

OVERALL: 15-1; SEC: 2-1; HOME: 9-0; AWAY: 2-1; NEUTRAL: 4-0

DATE	OPP.	W/L	SCORE	RECORD (SEC)	POINTS	REBOUNDS	ASSISTS	BLOCKS	STEALS	ATTENDANCE
11/14/15	Norfolk State %	W	84-69	1-0 (0-0)	Thornwell/Notice (14)	Silva (9)	Dozier/Notice (3)	Silva (2)	Thornwell/Dozier (3)	10,623 (paid)
11/16/15	Oral Roberts	W	84-66	2-0 (0-0)	Chatkevicius (27)	Kacinas (13)	Thornwell (7)	Dozier (2)	Notice (2)	9,640 (paid)
11/20/15	vs. DePaul \$	W	76-61	3-0 (0-0)	Kacinas (23)	Thornwell (10)	Carrera (4)	Kacinas (2)	Dozier/Thornwell (2)	1,601
11/22/15	vs. Hofstra \$	W	94-84	4-0 (0-0)	Kacinas (18)	Thornwell/Dozier (9)	Thornwell (6)	Chatkevicius (3)	4 with 1	1,715
11/23/15	vs. Tulsa \$	W	83-75	5-0 (0-0)	Chatkevicius (17)	Carrera (9)	Dozier (4)	2 with 1	Thornwell (5)	2,002
11/27/15	Lipscomb	W	92-76	6-0 (0-0)	Chatkevicius (17)	Silva (7)	Thornwell (6)	Silva (2)	Carrera/Notice (3)	8,793 (paid)
11/30/15	Western Carolina	W	76-53	7-0 (0-0)	Kacinas (20)	Kacinas/Silva (11)	McKie (4)	Silva (2)	Stroman (4)	8,957 (paid)
12/5/15	USF	W	81-63	8-0 (0-0)	Carrera (19)	Carrera (7)	Stroman (3)	Silva (3)	Dozier (4)	10,721 (paid)
12/15/15	Drexel	W	79-54	9-0 (0-0)	Dozier (16)	Silva (7)	Thornwell (5)	Chatkevicius (3)	Silva (2)	8,481 (paid)
12/18/15	at Clemson ^	W	65-59	10-0 (0-0)	Carrera (14)	Thornwell (9)	Thornwell (3)	3 with 1	3 with 1	14,446
12/22/15	vs. St. John's &	W	75-61	11-0 (0-0)	Notice (20)	Carrera (12)	Carrera/Thornwell (3)	Dozier (1)	3 with 2	2,355
12/30/15	Francis Marion	W	78-56	12-0 (0-0)	Silva (13)	Cobb (7)	Thornwell (4)	Silva (3)	Dozier (5)	10,401 (paid)
1/2/16	Memphis	W	86-76	13-0 (0-0)	Thornwell (18)	Carrera (11)	Notice (3)	3 with 2	Thornwell (3)	13,035 (paid)
1/5/16	at Auburn *	W	81-69	14-0 (1-0)	Thornwell (22)	Chatkevicius (10)	Thornwell (7)	---	Thornwell (3)	7,556
1/9/16	Vanderbilt *	W	69-65	15-0 (2-0)	Thornwell (19)	Thornwell/Carrera (8)	Notice (4)	3 with 1	Chatkevicius (2)	15,055 (paid)
1/13/16	at Alabama *	L	73-50	15-1 (2-1)	Carrera (14)	Carrera (10)	Notice/McKie (3)	3 with 1	4 with 1	12,443

% - Paradise Jam (Columbia, S.C.) | \$ - Paradise Jam (St. Thomas, USVI) | ^ - Game played at Bon Secours Arena (Greenville, S.C.) | & - Hall of Fame Shootout (Mohegan Sun Arena/Uncasville, Conn.)
 | * indicates SEC contest

2015-16 GAME-BY-GAME STARTING LINEUPS

OPPONENT, RESULT	GUARD	GUARD	FORWARD	FORWARD	FORWARD
Norfolk State, W	Dozier	Thornwell	Carrera	Kacinas	Chatkevicius
Oral Roberts, W	Dozier	Thornwell	Carrera	Kacinas	Chatkevicius
DePaul, W	Dozier	Thornwell	Carrera	Kacinas	Chatkevicius
Hofstra, W	Dozier	Thornwell	Carrera	Kacinas	Chatkevicius
Tulsa, W	Dozier	Thornwell	Carrera	Kacinas	Chatkevicius
Lipscomb, W	Dozier	Thornwell	Carrera	Kacinas	Chatkevicius
Western Carolina, W	Dozier	Thornwell	Carrera	Kacinas	Chatkevicius
USF, W	Dozier	Thornwell	Carrera	Kacinas	Chatkevicius
Drexel, W	Dozier	Thornwell	Carrera	Kacinas	Chatkevicius
Clemson, W	Dozier	Thornwell	Carrera	Kacinas	Chatkevicius
St. John's, W	Dozier	Thornwell	Carrera	Kacinas	Chatkevicius
Francis Marion, W	Dozier	Thornwell	Carrera	Kacinas	Chatkevicius
Memphis, W	Dozier	Thornwell	Carrera	Kacinas	Chatkevicius
Auburn, W	Dozier	Thornwell	Carrera	Kacinas	Chatkevicius
Vanderbilt, W	Dozier	Thornwell	Carrera	Kacinas	Chatkevicius
Alabama, L	Dozier	Thornwell	Carrera	Kacinas	Chatkevicius

GAME 12 - CAROLINA 78, FRANCIS MARION 56
DEC. 30, 2015/COLONIAL LIFE ARENA

COLUMBIA, S.C. - The South Carolina men's basketball team took the court at Colonial Life Arena for the first time in over two weeks, hosting Francis Marion Wednesday night. The Gamecocks shook off some early rust and ran off to a 78-56 win against the Patriots. Chris Silva led the team with a season-high 13 points and all 15 members of the team would see action in the win. It is Carolina's 12th-straight win, matching its longest win streak since the 1996-97 campaign.

Carolina connected on just one of its first six shots from the floor, but both teams would struggle offensively in the opening eight minutes of action. A 3-pointer from Francis Marion cut South Carolina's lead to just three 12-9, at the 11:15 mark of the first half, but the visitors missed their next seven field goal attempts. The Gamecocks would heat up down the home stretch of the half, scoring 21 of their 38 total points in the final 6:18, shooting 7-of-9 as a team in that span.

Chris Silva and Duane Notice scored 10 points apiece to lead the team, with Silva providing a pair of highlight-reel slam dunks in the process. Eight different players scored for the Gamecocks in the first half. The Patriots finished just 6-of-30 from the field in the half, but were able to force South Carolina into 10 turnovers and recorded seven offensive rebounds to counter a slow half offensively.

The home side pushed the lead up to 25 early on in the second half, 53-28, and held on to a 20-point advantage for the remainder of the game. The lead would allow head coach Frank Martin to look to his talented reserves to get some valuable playing time. Ten players would come off the bench for the team and nine of them scored at least two points. Despite relying almost exclusively on its freshmen, the South Carolina offense put up 40 points in the second half to seal the big win.

GAME 12



Official Basketball Box Score - Game Totals - Final Statistics
Francis Marion vs South Carolina
12/30/15 7 p.m. ET at Columbia, S.C. (Colonial Life Arena)

Francis Marion 56 • 7-4

#	Player	Total		3-Ptr		Rebounds		PF	TP	A	T	Blk	Stl	Min
		FG	FGA	FG	FGA	FT	FTA							
20	PARKER, Brandon	0-1	0-0	0-0	0-0	1	0	0	0	0	0	0	0	9
2	ALEXANDER, Judah	2-8	0-0	2-7	6	3	9	4	6	1	2	2	1	33
34	BRYANT, Alex	0-1	0-0	0-0	0	1	3	0	0	2	1	0	1	10
02	BROWNING, Detrek	6-14	2-7	0-2	3	5	8	3	14	2	4	0	1	35
31	TALKO, Nick	2-5	0-2	0-0	0	8	1	4	1	3	1	1	1	24
03	DAVIS JR., Mike	5-13	4-10	3-5	0	1	1	5	17	0	2	0	2	23
05	FENNER, Alante	2-5	0-3	1-0	1	3	4	13	1	5	0	1	1	22
21	NUAJI, Samson	0-0	0-0	0-0	0	0	0	1	0	0	0	0	0	2
24	JEROME, David	0-0	0-0	1-1	3	1	4	5	0	1	0	1	2	14
32	HARRIS, Mykel	1-8	0-1	0-0	2	1	3	1	2	0	0	0	0	17
40	JACKSON, Kenneth	0-1	0-0	0-0	1	2	1	0	2	0	0	1	1	11
Team		1-2		1-2		1		1						
Totals		18-60	6-23	14-25	17	25	42	29	56	7	22	4	10	200

FG % 1st Half: 6-30 20.0% 2nd half: 12-30 40.0% Game: 18-60 30.0%
3FG % 1st Half: 1-9 12.5% 2nd half: 5-15 33.3% Game: 6-23 26.1%
FT % 1st Half: 7-13 53.8% 2nd half: 7-12 58.3% Game: 14-25 56.0%

South Carolina 78 • 12-0

#	Player	Total		3-Ptr		Rebounds		PF	TP	A	T	Blk	Stl	Min
		FG	FGA	FG	FGA	FT	FTA							
14	CHATKEVICIUS, L.	0-1	0-0	0-0	1	2	3	0	0	1	1	1	0	11
24	CARRERA, Michael	2-8	1-5	0-0	0	2	2	2	5	3	0	1	0	16
25	KACINAS, Mindaugas	5-8	1-1	1-2	0	5	2	12	0	2	1	0	0	24
00	THORNWELL, Sindarius	2-5	1-4	2-2	1	2	3	7	4	2	0	0	2	22
15	DOZIER, PJ	3-8	0-4	0-0	1	1	3	6	1	2	1	5	2	22
01	STROMAN, Marcus	0-0	0-0	2-2	0	2	2	0	2	0	2	0	0	12
02	DOBY, Raymond	2-5	0-0	4-8	3	1	4	0	8	0	0	0	0	7
04	GREGORY, Jamall	0-6	1-4	1-2	1	2	3	1	6	3	0	0	1	14
05	BLANTON, TeMarcus	2-2	0-1	2-2	2	1	3	1	2	0	0	0	0	6
10	NOTICE, Duane	3-9	2-7	1-2	0	0	1	10	1	0	0	2	1	38
20	MCKIE, Justin	1-3	1-1	0-0	0	2	1	3	1	0	1	0	0	9
21	RAGIN, John	1-1	0-0	0-0	0	0	0	0	2	0	0	0	0	2
32	COBB, Eric	1-1	0-0	3-7	4	3	7	0	2	2	1	0	1	16
30	SILVA, Chris	5-7	0-0	3-3	3	3	6	5	13	1	2	3	2	19
31	HOLLIMAN, Jarrell	0-0	0-0	0-0	0	0	0	0	0	0	0	0	0	2
Team		3-3		3-6		0		0						
Totals		27-64	8-27	16-30	18	29	47	18	78	16	16	8	13	200

FG % 1st Half: 14-28 50.0% 2nd half: 13-36 36.1% Game: 27-64 42.2%
3FG % 1st Half: 3-14 21.4% 2nd half: 5-13 38.5% Game: 8-27 29.6%
FT % 1st Half: 7-14 50.0% 2nd half: 9-16 56.3% Game: 16-30 53.3%

Officials: Joe Lindsay, Olanis Poole, Lamar Simpson
Technical fouls: Francis Marion-None. South Carolina-None.
Attendance: 10401

Score by periods	1st	2nd	Total
Francis Marion	20	36	56
South Carolina	38	40	78

Last FG - FMU 2nd-00:00, SC 2nd-00:12. Score tied - 0 times.
Largest lead - FMU None, SC by 25-13:08. Lead changed - 0 times.
PMU led for 00:00, SC led for 39:46. Game was tied for 01:14.

GAME 13 - CAROLINA 86, MEMPHIS 76
JAN. 2, 2016/COLONIAL LIFE ARENA

COLUMBIA, S.C. - The #24/20 South Carolina Gamecocks earned another signature win Saturday night, opening 2016 with a thrilling 86-76 win over Memphis (9-4). Sindarius Thornwell scored a season-high 18 points and Michael Carrera went for his second double-double in the last three games to lead Carolina to 13-0, its longest win streak since 1969-70. In a game that featured 17 ties and 13 different lead changes, senior leadership and depth proved to be the difference for the home side.

The game was emotionally charged from the first minute of action, but it translated into a reckless game that effected both teams. Nine combined fouls were called in the first three minutes of the game, putting a pair of starters on the bench for the Gamecocks with PJ Dozier and Laimonas Chatkevicius. Carolina would hold an early 9-7 lead thanks to a Chris Silva three-point play, but Memphis would soon answer back.

A 7-0 run from the visitors staked them to their largest lead of the night at 14-9 with 13:48 to play. A Duane Notice 3-pointer would soon tie the game back up at 16-11, but Carolina missed some extra opportunities to take a firm advantage and the lead bounced back and forth for the final ten minutes of the half. A 9-0 run for the Gamecocks in the final four minutes would push their lead as high as six, 39-33, but the Tigers tied it up for halftime on a last-second 3 from Ricky Tarrant.

Neither side was able to adjust to the physicality during the run of play, leading to a carousel of shooters at the free throw line all night. In total, the two teams combined for 68 fouls and 99 free throws in the game. Michael Carrera led the team through the first 20 minutes with 12 points and five rebounds, highlighted by a pair of 3s to fire up an already-stoked crowd of 13,035 at Colonial Life Arena. As a team, though, South Carolina shot just 33 percent from the floor.

The offenses remained chilly from the floor as the second half got underway, but Memphis would warm up just enough to grab an early 50-46 lead. The Gamecocks started just 3-of-15 from the floor through the first eight minutes, compounded by four missed free throws in that same stretch. Carolina was able to tie up the game back up, and would take a 61-59 lead after a pair of free throws by Notice, but neither team would enjoy much of any breathing room as the half wore on.

Memphis' offense would not extend past the free throw line for most of the final 20 minutes, as it shot just 23 percent from the floor in the second half but did make 16-of-19 at the line. The Tigers went over nine minutes without a field goal until a goaltending call gave them a make with 5:35 to go. By then, though, Carolina had built up a two-possession lead at 70-63 and started to wear into the opposition's depth with fouls.

In all, five Tigers would foul out and the Gamecocks were able to salt away the game with free throws. A pair of made attempts by Duane Notice with 11 seconds to play gave the Garnet and Black its largest lead of the game, the final margin of 86-76, and also set a new program record for both free throws made and attempted, with 46 and 63, respectively. The win closes out the team's first undefeated non-conference schedule since the 1933-34 team.

GAME 13



Official Basketball Box Score - Game Totals - Final Statistics
Memphis vs South Carolina
12/16 6 p.m. ET at Columbia, S.C. (Colonial Life Arena)

Memphis 76 • 9-4

#	Player	Total		3-Ptr		Rebounds		PF	TP	A	T	Blk	Stl	Min
		FG	FGA	FG	FGA	FT	FTA							
00	BURRELL, Trahson	1-7	0-2	0-0	0	6	6	5	2	2	1	2	0	21
02	GOODWIN, Shaq	3-10	0-0	0-0	3	6	5	13	1	5	1	2	25	
14	LAWSON, K.J.	0-3	0-1	1-2	0	1	5	1	1	2	1	1	19	
10	MARTIN, Jeremiah	2-5	2-2	4-7	0	2	3	10	1	1	0	0	21	
20	TARRANT JR., Ricky	3-11	2-5	12-12	2	2	4	20	1	2	0	1	36	
01	LAWSON, Deric	2-7	1-3	1-2	1	1	2	5	6	1	4	3	19	
03	WOODSON, Avery	4-10	3-9	3-3	0	1	1	14	0	0	0	0	26	
05	CRAWFORD, Markel	3-7	0-0	2-3	1	6	7	5	8	1	0	1	23	
15	JOHNSON, Kedren	0-0	0-0	0-0	0	0	1	4	0	0	0	0	2	
30	MARSHALL, Nick	1-1	0-0	0-0	1	0	1	2	0	0	0	0	7	
42	MCDOWELL, Jake	0-0	0-0	0-0	0	0	0	0	0	0	0	0	1	
Team		3-2		5-5		2								
Totals		19-61	8-22	30-36	11	27	38	41	76	8	15	9	7	200

FG % 1st Half: 11-27 40.7% 2nd half: 8-24 33.5% Game: 19-61 31.1%
3FG % 1st Half: 6-10 60.0% 2nd half: 1-2 16.7% Game: 8-22 36.4%
FT % 1st Half: 14-17 82.4% 2nd half: 16-19 84.2% Game: 30-36 83.3%

South Carolina 86 • 13-0

#	Player	Total		3-Ptr		Rebounds		PF	TP	A	T	Blk	Stl	Min
		FG	FGA	FG	FGA	FT	FTA							
14	CHATKEVICIUS, L.	2-6	0-1	5-6	3	3	6	4	9	0	2	2	0	13
24	CARRERA, Michael	4-11	2-3	6-9	5	6	11	4	16	1	3	1	0	28
25	KACINAS, Mindaugas	2-7	0-3	4-4	1	4	5	1	8	1	2	2	2	36
00	THORNWELL, Sindarius	4-8	1-3	9-14	1	5	6	3	18	2	2	3	3	36
15	DOZIER, PJ	3-7	0-1	1-4	0	2	2	3	7	0	2	0	0	15
01	STROMAN, Marcus	0-1	0-0	5-8	0	2	2	3	5	2	0	0	2	19
04	GREGORY, Jamall	1-1	0-0	0-0	1	1	2	2	0	0	0	0	0	3
10	NOTICE, Duane	1-8	1-6	12-12	0	6	2	15	3	1	0	0	0	33
20	MCKIE, Justin	0-0	0-0	0-0	0	0	0	0	0	0	0	0	0	1
32	COBB, Eric	0-0	0-0	0-0	0	0	0	2	0	0	0	0	0	3
30	SILVA, Chris	1-8	0-0	4-7	4	3	7	6	0	0	0	0	1	3
Team		4-3		7-7		3								
Totals		18-57	4-17	46-63	18	35	53	27	86	9	13	7	7	200

FG % 1st Half: 10-30 33.3% 2nd half: 8-27 29.6% Game: 18-57 31.6%
3FG % 1st Half: 4-13 30.8% 2nd half: 0-4 0.0% Game: 4-17 23.5%
FT % 1st Half: 18-24 75.0% 2nd half: 28-39 71.8% Game: 46-63 73.0%

Officials: Pat Adams, John Hampton, Marc Ellard
Technical fouls: Memphis-None. South Carolina-None.
Attendance: 13035

Score by periods	1st	2nd	Total
Memphis	42	34	76
South Carolina	42	44	86

Last FG - MEM 2nd-02:03, SC 2nd-03:06. Score tied - 17 times.
Largest lead - MEM by 5:18-13:48, SC by 10:20-00:11. Lead changed - 13 times.
MEM led for 17:35, SC led for 15:20. Game was tied for 07:05.

GAME 14 - CAROLINA 81, AUBURN 69
JAN. 5, 2016/AUBURN ARENA

AUBURN, ALA. - An active defense in the first half would prove to be the difference as the #22/20 South Carolina Gamecocks opened the SEC season with a road win at Auburn Tuesday night, 81-69. Sindarius Thornwell kept a hot hand, leading the team with 22 points while Laimonas Chatkevicius added his first double-double of the season with 12 points and 10 rebounds.

The Tigers (7-6, 1-1 SEC) held an early advantage, but the Gamecocks (14-0, 1-0) soon found success getting into the passing lanes and went off on a 12-0 run to take an 18-9 lead six minutes in. In that stretch, Auburn turned the ball over four times and missed a pair of shots, while Thornwell took advantage by scoring seven of those 12 points on his own. He would finish the half with 13 points thanks to a trio of 3-pointers, he and Duane Notice combined to connect on 6-of-9 3s in the half.

South Carolina's defense would harass Auburn relentlessly, forcing 15 turnovers in the first half that led to 23 of the Gamecocks' 43 points. The visitors took a 43-30 lead into the break, the lowest first-half scoring output from the Tigers this season.

Both sides kept sending it in from 3 to start the half, hitting three apiece in the first three minutes of the second half. Auburn made a concerted effort to limit turnovers, committing just six in the final 20 minutes, but the Gamecocks would turn to a high efficiency half-court offense to hold off any rallies.

Auburn could get no closer than six in the second half, as South Carolina shot 55 percent from the field and 79 percent at the free throw line. For the game the Garnet and Black shot an even 50 percent, the fifth time overall this season.

A lead that grew as large as 18 in the first half was whittled down to six, 63-57, with 7:30 to play but the Gamecocks responded with a 7-0 to push it back to double figures for the rest of the game. Chatkevicius put an

GAME 15 - CAROLINA 69, VANDERBILT 65
JAN. 9, 2016/COLONIAL LIFE ARENA

COLUMBIA, S.C. - The #22/20 South Carolina Gamecocks are 2-0 to start the SEC season for the first time since 2010, but had to overcome its biggest test of the season Saturday afternoon against Vanderbilt (8-7, 0-3 SEC). The team had to erase an eight-point deficit in the second half, but Sindarius Thornwell led the way again and hit a major career milestone while guiding the team to a 69-65 win over the Commodores.

Vanderbilt took hold of the lead in its first possession and would hold on for the first 28 minutes of action, starting the game on an 8-0 burst. After weathering the initial blow, the Gamecocks (15-0, 2-0 SEC) would play the Commodores even for the rest of the first half, never letting the lead grow into double figures.

Mindaugas Kacinas led the team with 10 points in the first half, which helped to counter a 13-point performance from Vandy's Riley LaChance. South Carolina had a number of chances to take the lead over the final five minutes of the first half, but weren't able to string together enough stops and scores to get over the hump. Both sides would shoot nearly identical percentages, but Vanderbilt's 5-2 advantage in made 3-pointers helped give it a 38-35 halftime lead.

A quick 5-0 start out of the break from Vanderbilt put the comeback hopes on hold for Carolina, but the Gamecocks turned up the heat on defense and continued to chip away at the deficit. Their efforts would pay off with a jumper by Laimonas Chatkevicius that tied the game at 49 with 11:31 to go in regulation, followed by a jumper on the ensuing possession from PJ Dozier that gave the team its first lead of the day.

The 'Dores would go ice cold from the field just six minutes into the second half, hitting just one field goal in 17 attempts in a stretch that spanned from the 14:08 mark until making two of four in the final 40 seconds when the game was already out of reach. South Carolina countered with an 8-of-18 success rate in that same period to take control, pushing its lead as high as seven in the final minutes of the game.

The Gamecocks looked to Sindarius Thornwell to lead them to victory, and the veteran guard would do that and more. With his first points of the second half, coming on a jumper at 12:51 on the clock, the junior passed 1,000 career points, becoming the 42nd player in program history to reach the milestone. He would not rest on that achievement, scoring a team-high 11 points in the half including a critical period in the final three minutes where he scored seven straight points on his own to keep the Carolina lead at two possessions.

Thornwell's final two points would give the home side a 67-61 lead with just 36 seconds to play, and the Gamecocks were able to hold off any counter attacks and secure just the second win over Vanderbilt in the last eight meetings.

GAME 15



Official Basketball Box Score - Game Totals - Final Statistics
Vanderbilt vs South Carolina
 1/9/16 3 p.m. ET at Columbia, S.C. (Colonial Life Arena)

Vanderbilt 65 • 8-7, 0-3 SEC

#	Player	Total			3-Ptr			Rebounds			PF	TP	A	TO	Blk	Stl	Min
		FG	FGA	FT	FTA	FG	FGA	FT	FTA	Off							
03	KORNET, Luke	2-9	2-9	2-2	0	4	4	2	8	0	2	4	0	0	0	32	
11	ROBERSON, Jeff	1-7	0-2	5-7	3	3	6	1	7	3	2	0	1	1	32		
20	JONES, Damian	5-6	0-0	2-3	2	4	6	5	12	1	1	3	0	0	16		
05	FISHER-DAVIS, Matthe	0-1	0-1	0-0	0	1	1	0	0	0	0	0	0	0	7		
13	LACHANCE, Riley	6-16	3-7	0-0	0	4	4	3	15	1	1	0	1	0	34		
00	JUSTICE, Camron	0-1	0-1	0-0	0	1	1	0	0	0	0	0	0	0	4		
02	TOYE, Joe	1-2	0-0	3-4	1	2	3	2	5	0	1	0	1	0	16		
04	BALDWIN IV, Wade	3-13	0-2	7-11	2	1	3	5	13	4	3	0	2	0	30		
14	JOSEPHS, Carter	0-0	0-0	0-0	0	0	0	0	0	0	0	0	0	0	1		
24	CRESSLER, Nolan	1-3	0-2	0-0	1	3	4	5	2	1	0	0	0	0	19		
40	HENDERSON, Josh	1-3	0-0	1-2	1	1	2	2	3	0	1	0	0	0	8		
	Team	2	0	2	2	2									200		
Totals		20-61	5-24	20-29	12	24	36	25	65	10	11	7	5	2	200		

FG % 1st Half: 14-34 41.2% 2nd half: 6-27 22.2% Game: 20-61 32.8% Deadball
 3FG % 1st Half: 5-15 33.3% 2nd half: 0-9 0.0% Game: 5-24 20.8% Rebounds
 FT % 1st Half: 5-8 62.5% 2nd half: 15-21 71.4% Game: 20-29 69.0%

South Carolina 69 • 15-0, 2-0 SEC

#	Player	Total			3-Ptr			Rebounds			PF	TP	A	TO	Blk	Stl	Min
		FG	FGA	FT	FTA	FG	FGA	FT	FTA	Off							
14	CHATKEVICIUS, L.	4-7	0-1	1-2	2	2	4	3	9	1	2	1	0	0	21		
4	CARRERA, Michael	1-5	0-2	2-4	2	6	8	5	4	1	2	1	0	0	22		
25	KACINAS, Mindaugas	5-10	0-2	3-6	1	3	4	3	13	0	2	0	0	0	33		
00	THORNWELL, Sindarius	6-14	0-3	7-9	2	6	8	2	19	2	1	0	1	0	35		
15	DOZIER, PJ	4-9	0-0	1-2	0	3	3	3	9	0	3	0	0	0	21		
01	STROMAN, Marcus	2-5	1-1	2-4	0	2	2	3	7	3	0	1	0	0	23		
10	NOTICE, Duane	2-7	2-4	2-2	1	1	2	0	8	4	3	0	0	0	31		
20	MCKIE, Justin	0-0	0-0	0-0	0	1	1	0	0	0	0	0	0	0	1		
23	COBB, Eric	0-0	0-0	0-0	0	3	3	0	0	0	0	0	0	0	4		
30	SILVA, Chris	0-0	0-0	0-0	0	5	5	4	0	0	0	0	0	0	9		
	Team	2	2	2	2	2									200		
Totals		24-57	3-13	18-29	10	34	44	23	69	11	13	3	3	0	200		

FG % 1st Half: 12-29 41.4% 2nd half: 12-28 42.9% Game: 24-57 42.1% Deadball
 3FG % 1st Half: 2-7 28.6% 2nd half: 1-6 16.7% Game: 3-13 23.1% Rebounds
 FT % 1st Half: 9-14 64.3% 2nd half: 9-15 60.0% Game: 18-29 62.1%

Officials: Joe Lindsay, Tim Gattis, Sean Casey
 Technical fouls: Vanderbilt-None. South Carolina-None.
 Attendance: 15055

Score by periods	1st	2nd	Total
Vanderbilt	38	27	65
South Carolina	35	34	69

Last FG - VU 2nd-00:00, SC 2nd-01:57.
 Largest lead - VU by 8 1st-18:18, SC by 7 2nd-00:28.
 VU led for 28:17. SC led for 10:24. Game was tied for 01:19.

Score tied - 2 times.
 Lead changed - 1 time.

GAME 16 - ALABAMA 73, CAROLINA 50
JAN. 13, 2016/TUSCALOOSA, ALA.

TUSCALOOSA, Ala. - The No. 19/15 South Carolina men's basketball team suffered its first loss of the season Wednesday night at Alabama, 73-50. The Gamecocks fell behind early and saw their 15-game season-opening win streak come to an end. The Crimson Tide improves to 10-5 and 1-2 in conference action. Michael Carrera led the team with 14 points and 10 rebounds, his second double-double in the last four games.

It would be the Gamecocks (15-1, 2-1 SEC) versus Riley Norris for the first 10 minutes of the game, as Alabama's sophomore forward connected on his first five attempts from 3-point range. The South Carolina offense would not be able to answer the hot start, and Norris' fifth 3 of the half pushed Alabama's early advantage to 19-4 at the 11:39 mark.

The Gamecocks started just 2-of-12 from the field, but a stretch of six baskets in nine attempts gave the offense a brief jolt. The Tide rolled into halftime with a 35-22 lead, Laimonas Chatkevicius and Mindaugas Kacinas led the Gamecocks with six points apiece and combined to shoot 5-of-9. As a team, South Carolina connected on just 8-of-26 shots in the opening frame.

The offense was held without a field goal for the final three minutes of the first half, and that trend carried into the second half. The Gamecocks missed their first 12 attempts out of the break, and went without a point until a three-point play from Duane Notice with 11:51 left to play in regulation. In the time between Carolina's field goals, Alabama extended the lead up to 48-22.

Notice's field goal broke the seal for the Gamecock offense, who scored six straight baskets in a five-minute stretch, but it came too late. Freshman guard Jamall Gregory spurred an 8-0 run with six minutes left, hitting a 3 and converting a three-point play over the span of three possessions, but Alabama's lead would be too much to overcome.

GAME 16



Official Basketball Box Score - Game Totals - Final Statistics
South Carolina vs Alabama
 1/13/16 8:00 p.m. at Tuscaloosa, Ala. (Coleman Coliseum)

South Carolina 50 • 15-1, 2-1

#	Player	Total			3-Ptr			Rebounds			PF	TP	A	TO	Blk	Stl	Min
		FG	FGA	FT	FTA	FG	FGA	FT	FTA	Off							
14	CHATKEVICIUS, L.	3-7	0-2	0-0	3	0	3	2	6	0	4	0	0	0	18		
24	CARRERA, Michael	5-10	2-5	2-2	1	9	10	2	14	1	4	1	1	1	32		
25	KACINAS, Mindaugas	2-8	0-2	2-4	4	1	5	1	6	1	1	0	0	0	31		
00	THORNWELL, Sindarius	1-6	0-3	0-0	1	1	2	1	2	0	3	1	1	1	31		
15	DOZIER, PJ	0-5	0-1	0-0	1	0	1	5	0	0	4	0	0	0	15		
01	STROMAN, Marcus	0-2	0-0	0-0	0	1	1	2	0	0	0	0	0	0	16		
02	DOBY, Raymond	2-2	0-0	0-0	0	0	0	0	4	0	0	0	0	0	4		
04	GREGORY, Jamall	3-3	1-1	1-3	0	0	0	2	8	1	0	0	0	0	9		
10	NOTICE, Duane	2-8	0-4	3-3	0	1	1	7	0	0	0	0	0	0	22		
20	MCKIE, Justin	0-0	0-0	0-0	0	1	1	0	0	0	3	0	0	0	9		
21	RAGIN, John	0-0	0-0	0-0	0	0	0	0	0	0	0	0	0	0	2		
23	COBB, Eric	1-2	0-0	0-0	1	1	2	0	2	0	0	0	0	0	3		
30	SILVA, Chris	0-0	0-0	1-5	1	1	2	3	1	0	1	1	0	0	8		
	Team	3	2	5	3	2	5								200		
Totals		19-53	3-18	9-17	15	18	33	19	50	9	18	3	4	2	200		

FG % 1st Half: 8-26 30.8% 2nd half: 11-27 40.7% Game: 19-53 35.8% Deadball
 3FG % 1st Half: 1-10 10.0% 2nd half: 2-8 25.0% Game: 3-18 16.7% Rebounds
 FT % 1st Half: 5-10 50.0% 2nd half: 4-7 57.1% Game: 9-17 52.9%

Alabama 73 • 10-5, 1-2

#	Player	Total			3-Ptr			Rebounds			PF	TP	A	TO	Blk	Stl	Min
		FG	FGA	FT	FTA	FG	FGA	FT	FTA	Off							
01	Norris, Riley	9-16	8-11	1-2	4	3	7	3	27	1	1	0	1	1	31		
03	Kessens, Michael	3-7	0-0	0-0	3	0	3	3	6	1	1	0	1	0	23		
10	Taylor, Jimmie	2-3	0-0	1-4	0	3	3	5	1	0	1	0	0	0	20		
04	Edwards, Arthur	1-5	1-4	0-0	0	5	5	3	3	4	3	0	0	0	24		
32	Obasohan, Retin	1-5	0-2	2-4	1	5	6	1	4	2	3	1	3	1	31		
02	Schaffer, Lawson	1-1	1-1	0-2	0	0	0	0	3	0	1	0	0	0	3		
05	Coleman, Justin	4-8	1-5	5-5	0	5	5	1	14	6	3	0	1	0	24		
11	Hale, Shannon	2-4	2-4	2-2	1	0	1	1	8	0	1	0	1	0	24		
23	Austin, Brandon	0-1	0-1	0-0	0	0	0	0	0	0	0	0	0	0	7		
24	Clark, Christian	0-0	0-0	0-0	0	0	0	0	0	0	0	0	0	0	2		
35	Hall, Donta	1-1	0-0	1-2	1	2	3	5	3	0	2	1	1	1	11		
	Team	3	2	5	3	2	5								200		
Totals		24-51	13-28	12-21	13	25	38	20	73	16	17	3	8	2	200		

FG % 1st Half: 13-27 48.1% 2nd half: 11-24 45.8% Game: 24-51 47.1% Deadball
 3FG % 1st Half: 7-15 46.7% 2nd half: 6-13 46.2% Game: 13-28 46.4% Rebounds
 FT % 1st Half: 2-8 25.0% 2nd half: 10-13 76.9% Game: 12-21 57.1%

Officials: Tony Henderson, Mike Nance, Kipp Kissingner
 Technical fouls: South Carolina-None. Alabama-None.
 Attendance: 12443

Score by periods	1st	2nd	Total
South Carolina	22	28	50
Alabama	35	38	73

Last FG - SC 2nd-00:25, UA 2nd-01:14.
 Largest lead - SC None, UA by 27 2nd-07:46.
 SC led for 00:00. UA led for 39:19. Game was tied for 00:41.

Score tied - 0 times.
 Lead changed - 0 times.



#24 - MICHAEL CARRERA

SENIOR | FORWARD | 6'5" | 214 | 3 LETTERS

ANZOÁTEGUI, VENEZUELA/MONTROSE CHRISTIAN SCHOOL

SEASON NOTABLES

- Team's top returning rebounder after collecting 5.7 per game last season
- Has led the team in rebounding all three of his seasons at South Carolina, including a career high 7.2 per game during his rookie season (2012-13)
- Scored five points and collected three rebounds before fouling out of exhibition vs. Allen
- Tallied four points and collected six rebounds in season opener vs. Norfolk State
- Scored eight points with six rebounds in just 15 minutes against Oral Roberts
- Led team with four assists vs. DePaul, adding seven points and seven rebounds in 27 minutes
- Posted a season high with 17 points, adding four rebounds and two blocks in win vs. Hofstra
- Came a rebound shy of a double-double against Tulsa, with 16 points and nine rebounds in 29 minutes
- Scored 13 with four assists and a team-high three steals vs. Lipscomb
- Scored nine of his 16 points against Western Carolina during a game-changing 19-0 run in the first half
- Led the team with a season-high 19 points in a win over USF, with three steals over 32 minutes
- Reached double figures in scoring for the fifth-straight game, scoring 10 with a pair of blocks vs. Drexel
- Passed 800 career points in the win over Clemson, highlighted by a pair of critical 3s in the first half
- Finished with his seventh career double-double after totaling 16 points with 12 rebounds against St. John's
- Put up another double-double against Memphis, with 16 points and 11 rebounds in 28 minutes
- Was a bright spot in the team's loss at Alabama, racking up his third double-double in a six-game span

CARRERA'S CAREER HIGHS

Points

Career 23, vs. LSU (Jan. 16, 2013)
 Season 19, vs. USF (Dec. 5, 2015)

Field Goals

Career 7, twice, last vs. Hofstra (Nov. 22, 2015)
 Season 7, vs. Hofstra (Nov. 22, 2015)

Field Goal Attempts

Career 13, twice, last vs. Texas A&M (March 2, 2013)
 Season 11, 3x, last vs. Memphis (Jan. 2, 2016)

3-Point Field Goals

Career 3, 3x, last vs. St. John's (Dec. 22, 2015)
 Season 3, 3x, last vs. St. John's (Dec. 22, 2015)

3-Point Field Goal Attempts

Career 6, vs. USF (Dec. 5, 2015)
 Season 6, vs. USF (Dec. 5, 2015)

Free Throws

Career 9, vs. LSU (Jan. 16, 2013)
 Season 6, twice, last vs. Memphis (Jan. 2, 2016)

Free Throw Attempts

Career 10, vs. LSU (Jan. 16, 2013)
 Season 9, vs. Memphis (Jan. 2, 2016)

Rebounds

Career 15, vs. Milwaukee (Nov. 1, 2012)
 Season 12, vs. St. John's (Dec. 22, 2015)

Assists

Career 5, vs. Auburn (Jan. 12, 2013)
 Season 4, vs. DePaul (Nov. 20, 2015)

Blocks

Career 4, twice, last vs. Alabama (Feb. 15, 2014)
 Season 2, 3x, last vs. Drexel (Dec. 15, 2015)

Steals

Career 4, at Texas A&M (Jan. 15, 2014)
 Season 3, twice, last vs. USF (Dec. 5, 2015)

Minutes Played

Career 36, vs. LSU (Jan. 16, 2013)
 Season 32, twice, last at Alabama (Jan. 13, 2016)

2015-16

Opponent	Date	GS	Min	FG-FGA	Pct	3FG-FGA	Pct	FT-FTA	Pct	Off	Def	Tot	Avg	PF	FO	A	TO	Blk	Stl	Pts	Avg
Norfolk State	11/14/15	*	26	1-8	.125	1-4	.250	1-2	.500	1	5	6	6.0	1	0	1	2	1	1	4	4.0
Oral Roberts	11/16/15	*	15	3-5	.600	0-0	.000	2-2	1.000	2	4	6	6.0	3	0	2	0	0	1	8	6.0
vs. DePaul	11/20/15	*	27	2-3	.667	1-1	1.000	2-2	1.000	2	5	7	6.3	3	0	4	1	0	0	7	6.3
vs. Hofstra	11/22/15	*	27	7-11	.636	2-2	1.000	1-2	.500	1	3	4	5.8	3	0	1	1	2	0	17	9.0
vs. Tulsa	11/23/15	*	29	6-10	.600	1-2	.500	3-4	.750	4	5	9	6.4	4	0	2	0	0	0	16	10.4
Lipscomb	11/27/15	*	21	4-6	.667	2-3	.667	3-3	1.000	1	3	4	6.0	4	0	1	3	1	3	13	10.8
Western Carolina	11/30/15	*	26	4-7	.571	3-4	.750	5-5	1.000	0	2	2	5.4	1	0	2	2	2	2	16	11.6
USF	12/5/15	*	32	5-11	.455	3-6	.500	6-8	.750	0	7	7	5.6	2	0	1	3	1	3	19	12.5
Drexel	12/15/15	*	19	4-6	.667	0-0	.000	2-3	.667	0	3	3	5.3	4	0	0	0	2	1	10	12.2
at Clemson	12/18/15	*	27	5-9	.556	2-3	.667	2-2	1.000	4	2	6	5.4	3	0	1	1	1	0	14	12.4
vs. St. John's	12/22/15	*	30	6-10	.600	3-4	.750	1-1	1.000	3	9	12	6.0	4	0	3	2	0	1	16	12.7
Francis Marion	12/30/15	*	16	2-8	.250	1-5	.200	0-0	.000	0	2	2	5.7	2	0	2	3	0	1	5	12.1
Memphis	1/2/16	*	28	4-11	.364	2-3	.667	6-9	.667	5	6	11	6.1	4	0	1	3	1	0	16	12.4
at Auburn	1/5/16	*	23	4-9	.444	1-4	.250	3-5	.600	1	6	7	6.1	3	0	0	2	0	2	12	12.4
Vanderbilt	1/9/16	*	21	1-5	.200	0-2	.000	2-4	.500	2	6	8	6.3	5	1	1	2	1	0	4	11.8
at Alabama	1/13/16	*	32	5-10	.500	2-5	.400	2-2	1.000	1	9	10	6.5	2	0	1	4	1	1	14	11.9
Missouri	1/16/16																				
at Ole Miss	1/19/16																				
at Tennessee	1/23/16																				
Mississippi State	1/26/16																				
Alabama	1/30/16																				
at Georgia	2/2/16																				
Texas A&M	2/6/16																				
LSU	2/10/16																				
Kentucky	2/13/16																				
at Missouri	2/16/16																				
Florida	2/20/16																				
Tennessee	2/24/16																				
at Mississippi State	2/27/16																				
Georgia	3/3/16																				
at Arkansas	3/5/16																				

CAREER STATISTICS

Season	GP-GS	Min	Avg	FG	FGA	Pct	3FG	3FGA	Pct	FT	FTA	Pct	Off	Def	Tot	Avg	PF	FO	Ast	TO	Blk	Stl	Pts	Avg
2012-13	27-22	572	21.2	89	201	.443	7	20	.350	83	112	.741	80	115	195	7.2	85	5	17	51	17	9	268	9.9
2013-14	33-20	649	19.7	64	169	.379	7	30	.233	63	100	.630	76	110	186	5.6	87	1	17	38	32	26	198	6.0
2014-15	30-21	635	21.2	70	167	.419	12	39	.308	62	88	.705	65	107	172	5.7	88	3	12	32	20	12	214	7.1
2015-16	16-16	399	24.9	63	129	.488	24	48	.500	41	54	.759	27	77	104	6.5	48	1	23	29	13	16	191	11.9
Totals	106-79	2255	21.3	286	666	.429	50	137	.365	249	354	.703	248	409	657	6.2	308	10	69	150	82	63	871	8.2

CAREER SEC STATISTICS

Season	GP-GS	Min	Avg	FG	FGA	Pct	3FG	3FGA	Pct	FT	FTA	Pct	Off	Def	Tot	Avg	PF	FO	Ast	TO	Blk	Stl	Pts	Avg
2013	18-15	394	21.9	59	139	.424	5	15	.333	53	74	.716	54	77	131	7.3	57	4	11	32	8	8	176	9.8
2014	18-14	395	21.9	34	90	.378	3	13	.231	32	55	.582	49	69	118	6.6	52	1	9	18	19	16	103	5.7
2015	18-13	404	22.4	43	101	.426	7	24	.292	40	51	.784	46	69	107	6.4	54	2	9	21	12	6	133	7.4
2016	3-3	76	25.3	10	24	.417	3	11	.273	7	11	.636	4	21	25	8.3	10	1	2	8	2	3	30	10.0
Totals	57-45	1270	22.3	146	354	.412	18	63	.286	132	191	.691	153	236	389	6.8	173	8	31	79	41	33	442	7.8

GAME #17 - VS. MISSOURI - SATURDAY, JAN. 16, 2016 - GAMECOCK BASKETBALL



#14 - LAIMONAS CHATKEVICIUS

SENIOR | FORWARD | 6'11" | 245 | 3 LETTERS

KLAIPEDA, LITHUANIA/SOUTH KENT SCHOOL (CONN.)

SEASON NOTABLES

- Put together best season of his career during junior campaign, nearly doubling season scoring average and more than doubling blocked shots
- 1.3 blocks per game as a junior ranked eighth in the SEC
- Tallied a double-double in exhibition vs. Allen with 12 points and 13 rebounds, including five offensive boards
- 13 points with four rebounds, one assist and one block in 21 minutes in the opener vs. Norfolk State
- Erupted for 19 second-half points to set a new career high of 27 in a win over Oral Roberts
- Seven points and five rebounds, including three offensive boards, in win vs. DePaul
- Tallied 17 points and five rebounds along with a team high three blocks in win vs. Hofstra
- Scored 17 points in 27 minutes of play against Tulsa in the Paradise Jam finale
- Led the team for the second-straight game, posting his fifth double-figure outing of the season with 17 points vs. Lipscomb; a perfect 7-of-7 from the floor vs. the Bisons
- Finished with three blocks to go with nine points against Drexel
- Scored in double figures for the first time since Nov. 27, finishing with 11 against St. John's
- Battled through foul trouble to provide nine points and six rebounds in the second half against Memphis
- Played 28 minutes and recorded his first double-double of the season at Auburn (12 points, 10 rebounds)

CHATKEVICIUS' CAREER HIGHS

Points

Career 27, vs. Oral Roberts (Nov. 16, 2015)
 Season 27, vs. Oral Roberts (Nov. 16, 2015)

Field Goals

Career 9, vs. Oral Roberts (Nov. 16, 2015)
 Season 9, vs. Oral Roberts (Nov. 16, 2015)

Field Goal Attempts

Career 14, twice, last vs. Hofstra (Nov. 22, 2015)
 Season 14, twice, last vs. Hofstra (Nov. 22, 2015)

3-Point Field Goals

Career 2, twice, last vs. Oral Roberts (Nov. 16, 2015)
 Season 2, vs. Oral Roberts (Nov. 16, 2015)

3-Point Field Goal Attempts

Career 3, vs. Oral Roberts (Nov. 16, 2015)
 Season 3, vs. Oral Roberts (Nov. 16, 2015)

Free Throws

Career 8, vs. Arkansas (March 13, 2014)
 Season 7, vs. Oral Roberts (Nov. 16, 2015)

Free Throw Attempts

Career 11, vs. Oral Roberts (Nov. 16, 2015)
 Season 11, vs. Oral Roberts (Nov. 16, 2015)

Rebounds

Career 13, vs. UNC Asheville (Nov. 26, 2014)
 Season 10, at Auburn (Jan. 5, 2016)

Assists

Career 4, vs. Jacksonville (Dec. 7, 2012)
 Season 2, twice, last at Clemson (Dec. 18, 2015)

Blocks

Career 3, 8x, last vs. Drexel (Dec. 15, 2015)
 Season 3, twice, last vs. Drexel (Dec. 15, 2015)

Steals

Career 3, at Tennessee (Feb. 8, 2014)
 Season 2, 3x, last vs. Vanderbilt (Jan. 9, 2016)

Minutes Played

Career 35, vs. Mississippi State (Feb. 28, 2015)
 Season 28, twice, last at Auburn (Jan. 5, 2016)

2015-16

Opponent	Date	GS	Min	FG-FGA	Pct	3FG-3FGA	Pct	FT-FTA	Pct	Off	Def	Tot	Avg	PF	FO	A	TO	Blk	Stl	Pts	Avg
Norfolk State	11/14/15	*	21	5-8	.625	0-1	.000	3-3	1.000	3	1	4	4.0	2	0	1	0	1	0	13	13.0
Oral Roberts	11/16/15	*	25	9-14	.643	2-3	.667	7-11	.636	4	2	6	5.0	3	0	0	0	1	1	27	20.0
vs. DePaul	11/20/15	*	23	3-11	.272	0-1	.000	1-2	.500	3	2	5	5.0	3	0	0	1	1	0	7	15.7
vs. Hofstra	11/22/15	*	28	8-14	.571	0-0	.000	1-3	.333	3	2	5	5.0	1	0	1	0	3	1	17	16.0
vs. Tulsa	11/23/15	*	27	6-10	.600	1-1	1.000	4-4	1.000	0	3	3	4.6	4	0	0	0	1	1	17	16.2
Lipscomb	11/27/15	*	24	7-7	1.000	0-0	.000	3-3	1.000	1	2	3	4.3	3	0	1	2	1	1	17	16.3
Western Carolina	11/30/15	*	21	3-7	.429	0-0	.000	0-0	.000	1	4	5	4.4	2	0	1	2	1	0	6	14.9
USF	12/5/15	*	19	2-5	.400	0-1	.000	0-2	.000	1	4	5	4.5	2	0	2	1	0	2	4	13.5
Drexel	12/15/15	*	21	4-5	.800	1-2	.500	0-1	.000	1	2	3	4.3	3	0	1	3	3	0	9	13.0
at Clemson	12/18/15	*	20	1-2	.500	0-0	.000	2-3	.667	0	2	2	4.1	3	0	2	4	1	0	4	12.1
vs. St. John's	12/22/15	*	20	5-8	.625	1-1	1.000	0-0	.000	2	3	5	4.2	4	0	1	5	0	2	11	12.0
Francis Marion	12/30/15	*	11	0-1	.000	0-0	.000	1-1	.000	1	2	3	4.1	0	0	1	1	1	0	0	11.0
Memphis	1/2/16	*	13	2-6	.333	0-1	.000	5-6	.833	3	3	6	4.2	4	0	0	2	2	0	9	10.8
at Auburn	1/5/16	*	28	5-9	.556	0-2	.000	4-6	.667	4	6	10	4.6	1	0	0	4	0	0	12	10.9
Vanderbilt	1/9/16	*	22	4-7	.571	0-1	.000	1-2	.500	2	2	4	4.6	3	0	1	2	1	2	9	10.8
at Alabama	1/13/16	*	18	3-7	.429	0-2	.000	0-0	.000	3	0	3	4.5	2	0	0	4	0	0	6	10.5
Missouri	1/16/16																				
at Ole Miss	1/19/16																				
at Tennessee	1/23/16																				
Mississippi State	1/26/16																				
Alabama	1/30/16																				
at Georgia	2/2/16																				
Texas A&M	2/6/16																				
LSU	2/10/16																				
Kentucky	2/13/16																				
at Missouri	2/16/16																				
Florida	2/20/16																				
Tennessee	2/24/16																				
at Mississippi State	2/27/16																				
Georgia	3/3/16																				
at Arkansas	3/5/16																				

CAREER STATISTICS

Season	GP-GS	Min	Avg	FG	FGA	Pct	3FG	3FGA	Pct	FT	FTA	Pct	Off	Def	Tot	Avg	PF	FO	Ast	TO	Blk	Stl	Pts	Avg
2012-13	23-10	304	13.2	38	85	.447	3	10	.300	22	36	.611	28	46	74	3.2	42	1	12	32	13	3	101	4.4
2013-14	33-1	426	12.9	65	121	.537	0	1	.000	29	42	.690	40	94	134	4.1	78	2	13	32	20	13	159	4.8
2014-15	33-26	753	22.8	118	237	.498	8	27	.296	40	55	.727	52	120	172	5.2	74	2	21	45	44	11	284	8.6
2015-16	16-16	341	21/3	67	121	.554	5	16	.313	29	43	.674	32	40	72	4.5	40	0	12	31	17	10	168	10.5
Totals	105-53	1824	17.4	288	564	.511	16	54	.296	120	176	.682	152	300	452	4.3	234	5	58	140	94	37	712	6.8

CAREER SEC STATISTICS

Season	GP-GS	Min	Avg	FG	FGA	Pct	3FG	3FGA	Pct	FT	FTA	Pct	Off	Def	Tot	Avg	PF	FO	Ast	TO	Blk	Stl	Pts	Avg
2013	15-10	214	14.3	23	59	.390	2	7	.286	19	28	.679	17	35	52	3.5	30	1	5	22	11	2	67	4.5
2014	18-1	241	13.4	36	64	.563	0	1	.000	10	17	.588	19	53	72	4.0	51	2	9	22	12	9	82	4.6
2015	18-16	418	23.2	57	125	.456	4	17	.235	21	29	.724	25	64	89	4.9	46	1	13	19	22	5	139	7.7
2016	3-3	68	22.7	12	23	.522	0	5	.000	3	5	.600	9	8	17	5.7	6	0	1	10	1	2	27	9.0
Totals	54-30	941	17.4	128	271	.472	6	30	.200	53	79	.671	70	160	230	4.3	133	4	28	73	46	18	315	5.8

GAME #17 - VS. MISSOURI - SATURDAY, JAN. 16, 2016 - GAMECOCK BASKETBALL



#25 - MINDAUGAS KACINAS

SENIOR | FORWARD | 6'7" | 229 | 3 LETTERS

KLAIPEDA, LITHUANIA/WORD OF LIFE FIRE TRADITIONAL SCHOOL

SEASON NOTABLES

- Ranks seventh in Gamecock history in career field goal percentage (54.6%), after leading the team in the category the last two seasons
- Averaged 2.3 offensive rebounds per game as a junior
- DNP in exhibition vs. Allen due to lower back pain
- Earned the start in the opener vs. Norfolk State, posting eight points, with four rebounds and two assists in 28 minutes
- Recorded his fourth career double double in a win over Oral Roberts, leading the team with 13 rebounds to go with 12 points.
- Scored a career high with 23 points, while hitting career marks with 10 makes at the foul line on 13 attempts, to lead Gamecocks in win vs. DePaul
- Led the Gamecocks for the second straight game with 18 points and five rebounds in win vs. Hofstra at the Paradise Jam
- Scored 11 points with eight rebounds against Tulsa, and earned a spot on the Paradise Jam all-tournament team for his efforts through the week
- Another steady performance vs. Lipscomb, scoring 15 points with six rebounds and a block; hit 7-of-10 from the floor vs. the Bisons
- Recorded his fifth career double-double against Western Carolina, hitting 8-of-11 attempts with 11 rebounds
- Played a career-high 37 minutes against Clemson, scoring 10 points with four rebounds
- Scored 12 points of 5-of-8 shooting against Francis Marion
- Hit five field goals for 13 points to go with four rebounds in the win over Vanderbilt

KACINAS' CAREER HIGHS

Points

Career 23, vs. DePaul (Nov. 20, 2015)
 Season 23, vs. DePaul (Nov. 20, 2015)

Field Goals

Career 9, vs. Hofstra (Nov. 22, 2015)
 Season 9, vs. Hofstra (Nov. 22, 2015)

Field Goal Attempts

Career 13, vs. DePaul (Nov. 20, 2015)
 Season 13, vs. DePaul (Nov. 20, 2015)

3-Point Field Goals

Career 2, 3x, last vs. Western Carolina (Nov. 30, 2015)
 Season 2, vs. Western Carolina (Nov. 30, 2015)

3-Point Field Goal Attempts

Career 5, vs. DePaul (Nov. 20, 2015)
 Season 5, vs. DePaul (Nov. 20, 2015)

Free Throws

Career 10, vs. DePaul (Nov. 20, 2015)
 Season 10, vs. DePaul (Nov. 20, 2015)

Free Throw Attempts

Career 15, vs. DePaul (Nov. 20, 2015)
 Season 15, vs. DePaul (Nov. 20, 2015)

Rebounds

Career 14, vs. Longwood (Nov. 9, 2013)
 Season 13, vs. Oral Roberts (Nov. 16, 2015)

Assists

Career 3, 4x, last vs. Oklahoma St. (Dec. 6, 2014)
 Season 2, 5x, last vs. St. John's (Dec. 22, 2015)

Blocks

Career 3, vs. Appalachian State (Dec. 19, 2012)
 Season 2, twice, last vs. Memphis (Jan. 2, 2016)

Steals

Career 4, at Marshall (Dec. 1, 2014)
 Season 2, vs. Memphis (Jan. 2, 2016)

Minutes Played

Career 37, at Clemson (Dec. 18, 2015)
 Season 37, at Clemson (Dec. 18, 2015)

2015-16

Opponent	Date	GS	Min	FG-FGA	Pct	3FG-FGA	Pct	FT-FTA	Pct	Off	Def	Tot	Avg	PF	FO	A	TO	Blk	Stl	Pts	Avg
Norfolk State	11/14/15	*	28	2-7	.285	1-3	.333	3-4	.750	3	1	4	4.0	2	0	2	1	0	0	8	8.0
Oral Roberts	11/16/15	*	33	4-10	.400	0-2	.000	4-4	1.000	6	7	13	8.5	2	0	2	2	1	0	12	10.0
vs. DePaul	11/20/15	*	33	6-13	.461	1-5	.200	10-15	.667	4	1	5	7.3	2	0	1	1	2	0	23	14.3
vs. Hofstra	11/22/15	*	31	9-10	.900	0-1	.000	0-1	.000	2	3	5	6.8	3	0	1	2	0	1	18	15.3
vs. Tulsa	11/23/15	*	32	4-6	.667	1-2	.500	2-4	.500	1	7	8	7.0	2	0	2	0	0	0	11	14.4
Lipscomb	11/27/15	*	30	7-10	.700	0-1	.000	1-2	.500	2	4	6	6.8	2	0	0	1	1	0	15	14.5
Western Carolina	11/30/15	*	26	8-11	.727	2-2	1.000	2-2	1.000	5	6	11	7.4	1	0	0	0	0	1	20	15.3
USF	12/5/15	*	28	4-4	1.000	0-0	.000	0-1	.000	2	1	3	6.9	2	0	1	2	0	1	8	14.4
Drexel	12/15/15	*	11	2-2	1.000	1-1	1.000	0-1	.000	0	2	2	6.3	3	0	0	1	0	0	5	13.3
at Clemson	12/18/15	*	37	4-10	.400	1-2	.500	1-1	1.000	0	4	4	6.1	1	0	2	0	0	0	10	13.0
vs. St. John's	12/22/15	*	33	3-7	.429	0-2	.000	0-2	.000	2	2	4	5.9	1	0	2	1	0	1	6	12.4
Francis Marion	12/30/15	*	24	5-8	.625	1-1	1.000	1-2	.500	0	5	5	5.8	2	0	0	2	1	0	12	12.3
Memphis	1/2/16	*	36	2-7	.286	0-3	.000	4-4	1.000	1	4	5	5.8	1	0	1	2	2	2	8	12.0
at Auburn	1/5/16	*	30	2-4	.500	0-1	.000	3-4	.750	0	2	2	5.5	1	0	1	2	0	1	7	11.6
Vanderbilt	1/9/16	*	33	5-10	.500	0-2	.000	3-6	.500	1	3	4	5.4	3	0	0	2	0	0	13	11.7
at Alabama	1/13/16	*	31	2-8	.250	0-2	.000	2-4	.500	4	1	5	5.4	1	0	1	1	0	0	6	11.4
Missouri	1/16/16																				
at Ole Miss	1/19/16																				
at Tennessee	1/23/16																				
Mississippi State	1/26/16																				
Alabama	1/30/16																				
at Georgia	2/2/16																				
Texas A&M	2/6/16																				
LSU	2/10/16																				
Kentucky	2/13/16																				
at Missouri	2/16/16																				
Florida	2/20/16																				
Tennessee	2/24/16																				
at Mississippi State	2/27/16																				
Georgia	3/3/16																				
at Arkansas	3/5/16																				

CAREER STATISTICS

Season	GP-GS	Min	Avg	FG	FGA	Pct	3FG	3FGA	Pct	FT	FTA	Pct	Off	Def	Tot	Avg	PF	FO	Ast	TO	Blk	Stl	Pts	Avg
2012-13	31-9	606	19.5	57	110	.518	4	20	.200	34	50	.680	50	66	116	3.7	67	1	21	46	15	10	152	4.9
2013-14	34-27	818	24.1	70	126	.556	0	2	.000	50	77	.649	80	95	175	5.1	103	4	12	53	21	31	190	5.6
2014-15	33-0	710	21.5	74	132	.561	9	29	.310	43	59	.729	77	91	168	5.1	82	3	18	34	14	20	200	6.1
2015-16	16-16	476	29.8	69	127	.543	8	30	.267	36	57	.632	33	53	86	5.4	29	0	16	20	7	8	182	11.4
Totals	114-52	2610	22.9	270	495	.545	21	81	.259	163	243	.671	240	305	545	4.8	281	8	67	153	57	69	724	6.4

CAREER SEC STATISTICS

Season	GP-GS	Min	Avg	FG	FGA	Pct	3FG	3FGA	Pct	FT	FTA	Pct	Off	Def	Tot	Avg	PF	FO	Ast	TO	Blk	Stl	Pts	Avg
2013	17-4	255	15.0	16	40	.400	1	7	.143	11	16	.688	14	27	41	2.4	32	0	7	18	2	4	44	2.6
2014	18-11	382	21.2	34	57	.596	0	0	.000	24	36	.667	38	38	76	4.2	58	2	2	23	13	20	92	5.1
2015	18-0	375	20.8	40	72	.556	6	18	.333	19	30	.633	37	42	79	4.4	50	2	9	17	7	6	105	5.8
2016	3-3	94	31.3	9	22	.409	0	5	.000	8	14	.571	5	6	11	3.7	5	0	2	5	0	1	26	8.7
Totals	56-18	1106	19.8	99	191	.518	7	30	.233	62	96	.646	94	113	207	3.7	145	4	20	63	22	31	267	4.8

GAME #17 - VS. MISSOURI - SATURDAY, JAN. 16, 2016 - GAMECOCK BASKETBALL



#20 - JUSTIN MCKIE

JUNIOR | GUARD | 6'4" | 197 | 2 LETTERS

COLUMBIA, S.C./IRMO

SEASON NOTABLES

- Put up career numbers in every major category as a sophomore, averaging 3.2 points and 1.8 rebounds in 11.3 minutes per game
- Tallied three points and three assists in exhibition vs. Allen
- Saw action in the opener vs. Norfolk State, scoring five points and collecting one rebound
- Played a season high 19 minutes vs. Lipscomb, scoring six points and dishing a career-high five assists

MCKIE'S CAREER HIGHS

Points

Career 12, at Marshall (Dec. 1, 2014)
 Season 6, vs. Lipscomb (Nov. 27, 2015)

Field Goals

Career 5, at Marshall (Dec. 1, 2014)
 Season 3, vs. Lipscomb (Nov. 27, 2015)

Field Goal Attempts

Career 8, at Marshall (Dec. 1, 2014)
 Season 6, twice, last vs. Lipscomb (Nov. 27, 2015)

3-Point Field Goals

Career 2, twice, last vs. UNC Asheville (Nov. 26, 2014)
 Season 1, twice, last vs. Francis Marion (Dec. 30, 2015)

3-Point Field Goal Attempts

Career 3, 3x, last vs. Oral Roberts (Nov. 16, 2015)
 Season 3, twice, last vs. Lipscomb (Nov. 27, 2015)

Free Throws

Career 4, vs. Florida (Jan. 7, 2015)
 Season 2, vs. Norfolk State (Nov. 14, 2015)

Free Throw Attempts

Career 4, twice, last vs. Florida (Jan. 7, 2015)
 Season 2, 3x, last vs. Drexel (Dec. 15, 2015)

Rebounds

Career 4, 6x, last vs. Miss. State (Feb. 28, 2015)
 Season 2, 3x, last vs. Francis Marion (Dec. 30, 2015)

Assists

Career 5, vs. Lipscomb (Nov. 27, 2015)
 Season 5, vs. Lipscomb (Nov. 27, 2015)

Blocks

Career 1, vs. Oklahoma St. (Dec. 6, 2014)
 Season -

Steals

Career 2, vs. Oklahoma St. (Dec. 6, 2014)
 Season 1, vs. Lipscomb (Nov. 27, 2015)

Minutes Played

Career 23, vs. Miss. State (Feb. 28, 2015)
 Season 19, vs. Lipscomb (Nov. 27, 2015)

2015-16

Opponent	Date	GS	Min	FG-FGA	Pct	3FG-FGA	Pct	FT-FTA	Pct	Off	Def	Tot	Avg	PF	FO	A	TO	Blk	Stl	Pts	Avg
Norfolk State	11/14/15	3	1-2	.500	1-2	.500	2-2	1.000	0	1	1	1.0	0	0	0	0	0	0	0	5	5.0
Oral Roberts	11/16/15	12	0-6	.000	0-3	.000	0-0	.000	1	2	1.5	2	0	0	0	0	0	0	0	0	2.5
vs. DePaul	11/20/15	8	0-0	.000	0-0	.000	0-0	.000	0	1	1.3	0	0	0	0	0	0	0	0	0	1.7
vs. Hofstra	11/22/15	-	-	-	-	-	-	-	-	-	-	-	-	-	-	-	-	-	-	-	-
vs. Tulsa	11/23/15	2	0-0	.000	0-0	.000	0-0	.000	0	0	0	1.0	0	0	0	0	0	0	0	0	1.3
Lipscomb	11/27/15	19	3-6	.500	0-3	.000	0-0	.000	0	1	1	1.0	2	0	5	0	0	1	6	2.2	
Western Carolina	11/30/15	10	0-3	.000	0-1	.000	1-2	.500	0	0	0.8	1	0	4	0	0	0	0	1	2.0	
USF	12/5/15	7	0-0	.000	0-0	.000	0-0	.000	0	2	2	1.0	0	0	0	0	0	0	0	0	1.7
Drexel	12/15/15	11	1-4	.250	0-1	.000	1-2	.500	1	0	1	1.0	2	0	1	0	0	0	3	1.9	
at Clemson	12/18/15	8	1-1	1.000	0-0	.000	0-0	.000	1	0	1	1.0	0	0	0	1	0	0	2	1.9	
vs. St. John's	12/22/15	1	0-0	.000	0-0	.000	0-0	.000	0	0	0.9	1	0	1	0	0	0	0	0	1.7	
Francis Marion	12/30/15	9	1-3	.333	1-1	1.000	0-0	.000	0	2	2	1.0	1	0	1	0	0	2	3	1.8	
Memphis	1/2/16	1	0-0	.000	0-0	.000	0-0	.000	0	0	0.9	0	0	0	0	0	0	0	0	1.7	
at Auburn	1/5/16	-	-	-	-	-	-	-	-	-	-	-	-	-	-	-	-	-	-	-	
Vanderbilt	1/9/16	1	0-0	.000	0-0	.000	0-0	.000	0	1	1	0.9	0	0	0	0	0	0	0	1.5	
at Alabama	1/13/16	9	0-0	.000	0-0	.000	0-0	.000	0	1	1	0.9	0	0	3	0	0	0	0	1.4	
Missouri	1/16/16																				
at Ole Miss	1/19/16																				
at Tennessee	1/23/16																				
Mississippi State	1/26/16																				
Alabama	1/30/16																				
at Georgia	2/2/16																				
Texas A&M	2/6/16																				
LSU	2/10/16																				
Kentucky	2/13/16																				
at Missouri	2/16/16																				
Florida	2/20/16																				
Tennessee	2/24/16																				
at Mississippi State	2/27/16																				
Georgia	3/3/16																				
at Arkansas	3/5/16																				

CAREER STATISTICS

Season	GP-GS	Min	Avg	FG	FGA	Pct	3FG	3FGA	Pct	FT	FTA	Pct	Off	Def	Tot	Avg	PF	FO	Ast	TO	Blk	Stl	Pts	Avg
2013-14	17-0	80	4.7	3	17	.176	1	8	.125	2	4	.500	4	12	16	0.9	8	0	5	5	0	3	9	0.5
2014-15	25-0	282	11.3	26	67	.388	11	36	.306	18	23	.783	11	33	44	1.8	20	0	8	11	3	9	81	3.2
2015-16	14-0	101	7.2	7	25	.280	2	11	.182	4	6	.667	3	10	13	0.9	9	0	15	1	1	1	20	1.4
Totals	56-0	463	8.3	36	109	.330	14	55	.255	24	33	.727	18	55	73	1.3	37	0	28	17	4	13	110	2.0

CAREER SEC STATISTICS

Season	GP-GS	Min	Avg	FG	FGA	Pct	3FG	3FGA	Pct	FT	FTA	Pct	Off	Def	Tot	Avg	PF	FO	Ast	TO	Blk	Stl	Pts	Avg
2014	9-0	56	6.2	2	11	.182	1	5	.200	0	0	.000	1	9	10	1.1	7	0	5	5	0	2	5	0.6
2015	12-0	130	10.8	5	21	.238	2	11	.182	6	6	1.000	6	12	18	1.5	10	0	1	6	1	2	18	1.5
2016	2-0	10	5.0	0	0	.000	0	0	.000	0	0	.000	0	2	2	1.0	0	0	3	0	0	0	0	0.0
Totals	23-0	196	8.5	7	32	.219	3	16	.188	6	6	1.000	7	23	30	1.3	17	0	6	11	1	4	213	1.0



#10 - DUANE NOTICE

JUNIOR | GUARD | 6'2" | 218 | 2 LETTERS

WOODBIDGE, ONTARIO, CANADA/ST. THOMAS MORE

SEASON NOTABLES

- Is Carolina's top returning scorer after averaging 11.7 points per game last season, posting 20 double-figure scoring games, including three 20-point performances
- Also team's top returning threat from beyond the arc after hitting 36.3 percent of his attempts from 3 last season
- Scored three points, dished two assists in exhibition vs. Allen
- Scored a team high 14 points off the bench vs. Norfolk State, hitting three 3s and dishing three assists in 20 minutes
- Hit four 3-pointers and scored 18 points in a win over Oral Roberts
- Perfect 2-of-2 from 3-point range in win vs. DePaul, scoring 11 points, all in the first half
- Converted a career-high 7-of-10 attempts from the free throw line against Tulsa, finishing with 11 points
- Season high five assists to go along with 16 points and matched a career high with three steals in win vs. Lipscomb
- Went for 15 points in just 19 minutes off the bench against USF, converting 6-of-8 attempts from the field
- Hit a pair of critical 3-pointers in the second half of the team's win over Clemson, finishing with 10 points
- Scored 20 points off the bench against St. John's, hitting 7-of-10 field goals in 28 minutes
- Was a perfect 12-of-12 at the free throw line against Memphis, a new career high, and added a season-best six rebounds
- Scored 20 points off the bench against St. John's, hitting 7-of-10 field goals in 28 minutes
- Hit three 3-pointers and scored 12 points off the bench at Auburn

NOTICE'S CAREER HIGHS

Points

Career 27, at Marshall (Dec. 1, 2014)
Season 20, vs. St. John's (Dec. 22, 2015)

Field Goals

Career 10, at Marshall (Dec. 1, 2014)
Season 7, vs. St. John's (Dec. 22, 2015)

Field Goal Attempts

Career 18, twice, last at LSU (Jan. 28, 2015)
Season 16, vs. Lipscomb (Nov. 27, 2015)

3-Point Field Goals

Career 5, vs. Clemson (Dec. 20, 2014)
Season 4, vs. Oral Roberts (Nov. 16, 2015)

3-Point Field Goal Attempts

Career 11, twice, last at Alabama (Feb. 24, 2015)
Season 7, 3x, last vs. Francis Marion (Dec. 30, 2015)

Free Throws

Career 12, vs. Memphis (Jan. 2, 2016)
Season 12, vs. Memphis (Jan. 2, 2016)

Free Throw Attempts

Career 12, vs. Memphis (Jan. 2, 2016)
Season 12, vs. Memphis (Jan. 2, 2016)

Rebounds

Career 8, vs. Auburn (March 12, 2014)
Season 6, vs. Memphis (Jan. 2, 2016)

Assists

Career 8, vs. SC State (Jan. 3, 2014)
Season 5, vs. Lipscomb (Nov. 27, 2015)

Blocks

Career 1, 8x, vs. Lipscomb (Nov. 27, 2015)
Season 1, vs. Lipscomb (Nov. 27, 2015)

Steals

Career 3, 4x, last, vs. Lipscomb (Nov. 27, 2015)
Season 3, vs. Lipscomb (Nov. 27, 2015)

Minutes Played

Career 40, vs. Texas A&M (Feb. 21, 2015)
Season 33, vs. Memphis (Jan. 2, 2016)

2015-16

Opponent	Date	GS	Min	FG-FGA	Pct	3FG-FGA	Pct	FT-FTA	Pct	Off	Def	Tot	Avg	PF	FO	A	TO	Blk	Stl	Pts	Avg
Norfolk State	11/14/15	20	4-11	.364	3-6	.500	3-3	1.000	1	2	3	3.0	3	0	3	0	0	0	14	14.0	
Oral Roberts	11/16/15	27	6-12	.500	4-7	.571	2-2	1.000	1	3	4	3.5	1	0	0	1	0	2	18	16.0	
vs. DePaul	11/20/15	23	3-8	.375	2-2	1.000	3-4	.750	1	1	2	3.0	2	0	3	1	0	1	11	14.3	
vs. Hofstra	11/22/15	25	2-7	.285	1-2	.500	2-2	1.000	1	0	1	2.5	0	0	3	0	0	1	7	12.5	
vs. Tulsa	11/23/15	29	2-7	.285	0-1	.000	7-10	.700	0	0	0	2.0	0	0	1	1	0	0	11	12.2	
Lipscomb	11/27/15	24	5-16	.312	2-6	.333	4-5	.800	2	3	5	2.5	2	0	5	0	1	3	16	12.8	
Western Carolina	11/30/15	12	3-6	.500	1-4	.250	0-0	.000	0	0	0	2.1	2	0	0	2	0	0	7	12.0	
USF	12/5/15	19	6-8	.750	2-4	.500	1-1	1.000	0	3	3	2.3	0	0	2	1	0	1	15	12.4	
Drexel	12/15/15	19	2-6	.333	0-3	.000	1-2	.500	1	1	2	2.2	0	0	0	2	0	1	5	11.6	
at Clemson	12/18/15	23	3-10	.300	3-7	.429	1-2	.500	0	2	2	2.1	1	0	1	1	0	0	10	11.4	
vs. St. John's	12/22/15	28	7-10	.700	2-2	1.000	4-5	.800	0	0	0	2.2	2	0	1	2	0	2	20	12.2	
Francis Marion	12/30/15	18	3-9	.333	3-7	.429	1-2	.500	0	0	0	1.8	1	0	1	0	0	2	10	12.0	
Memphis	1/2/16	33	1-8	.125	1-6	.167	12-12	1.000	0	6	6	2.2	2	0	3	1	0	0	15	12.2	
at Auburn	1/5/16	32	4-10	.400	3-6	.500	1-2	.500	0	3	3	2.2	1	0	2	0	0	1	12	12.2	
Vanderbilt	1/9/16	31	2-7	.286	2-4	.500	2-2	1.000	1	1	2	2.2	0	0	4	3	0	0	8	11.9	
at Alabama	1/13/16	22	2-8	.250	0-4	.000	3-3	1.000	0	1	1	2.1	1	0	3	0	0	0	7	11.6	
Missouri	1/16/16																				
at Ole Miss	1/19/16																				
at Tennessee	1/23/16																				
Mississippi State	1/26/16																				
Alabama	1/30/16																				
at Georgia	2/2/16																				
Texas A&M	2/6/16																				
LSU	2/10/16																				
Kentucky	2/13/16																				
at Missouri	2/16/16																				
Florida	2/20/16																				
Tennessee	2/24/16																				
at Mississippi State	2/27/16																				
Georgia	3/3/16																				
at Arkansas	3/5/16																				

CAREER STATISTICS

Season	GP-GS	Min	Avg	FG	FGA	Pct	3FG	3FGA	Pct	FT	FTA	Pct	Off	Def	Tot	Avg	PF	FO	Ast	TO	Blk	Stl	Pts	Avg
2013-14	34-22	856	25.2	90	237	.380	21	58	.362	78	116	.672	35	64	99	2.9	72	2	99	89	4	20	279	8.2
2014-15	33-33	987	29.9	127	337	.377	61	168	.363	72	91	.791	20	67	87	2.6	61	0	89	60	4	29	387	11.7
2015-16	16-0	385	24.1	55	143	.285	29	71	.408	47	57	.825	8	26	34	2.1	18	0	32	15	1	14	186	11.6
Totals	81-55	2175	26.9	268	702	.382	109	289	.377	192	259	.741	62	155	217	2.7	150	2	213	161	9	63	837	10.3

CAREER SEC STATISTICS

Season	GP-GS	Min	Avg	FG	FGA	Pct	3FG	3FGA	Pct	FT	FTA	Pct	Off	Def	Tot	Avg	PF	FO	Ast	TO	Blk	Stl	Pts	Avg
2014	18-14	516	28.7	48	133	.361	8	30	.267	46	71	.648	19	34	53	2.9	41	1	50	58	1	11	150	8.3
2015	18-18	548	30.4	62	191	.325	33	102	.324	26	36	.722	12	35	47	2.6	35	0	48	30	2	11	183	10.2
2016	3-0	85	28.3	8	25	.320	5	14	.357	6	7	.857	1	5	6	2.0	2	0	9	3	0	1	27	9.0
Totals	39-32	1149	29.5	118	349	.338	46	146	.315	78	114	.684	32	74	106	2.7	78	1	107	91	3	23	360	9.2



#0 - SINDARIUS THORNWELL

JUNIOR | GUARD | 6'5" | 215 | 2 LETTERS

LANCASTER, S.C./OAK HILL ACADEMY (WILSON, VA.)

SEASON NOTABLES

- Enters this season healthy after dealing with knee tendonitis last season
- Has 821 career points entering his junior campaign
- Has scored in double figures in 45 of his 67 career games, including nine 20-point performances
- Led all scorers with 17 points, while collecting three rebounds in exhibition vs. Allen
- Along with Notice, led the team with 14 points, hitting a three and posting a 7-of-9 effort from the free throw line, while also dishing two assists with three steals in opener vs. Norfolk State
- Passed out seven assists without committing a turnover in a win over Oral Roberts
- Posted fourth-career double-double with 10 points and a team high 10 rebounds in win vs. DePaul
- 14 points on 4-of-8 shooting vs. Hofstra, also pulled down team high nine rebounds with six assists
- Scored season highs with 16 points with five steals in the Paradise Jam championship against Tulsa, and earned tournament MVP honors
- Came two rebounds shy of a double-double against Western Carolina, adding in 10 points and three assists
- Hit a season-high six field goals against USF, finishing with 15 points
- Scored 13 points with five assists and four rebounds against Drexel
- Pulled down nine rebounds and lit up the arena with a momentum-swinging dunk against Clemson
- Scored a season-high 18 points against Memphis, adding three steals and six rebounds in 36 minutes
- Went for his 10th career 20-point game at Auburn, hitting five 3-pointers along with seven assists and three steals in 36 minutes
- Reached 1,000 career points in the win over Vanderbilt, finishing with 19 points and eight rebounds

THORNWELL'S CAREER HIGHS

Points

Career 26, at Georgia (Jan. 22, 2014)

Season 22, at Auburn (Jan. 5, 2016)

Field Goals

Career 9, 2x, last at Mississippi State (March 8, 2014)

Season 6, 3x, last vs. Vanderbilt (Jan. 9, 2016)

Field Goal Attempts

Career 24, vs. Charlotte (Nov. 21, 2014)

Season 15, vs. Oral Roberts (Nov. 16, 2015)

3-Point Field Goals

Career 5, at Auburn (Jan. 5, 2016)

Season 5, at Auburn (Jan. 5, 2016)

3-Point Field Goal Attempts

Career 10, twice, last vs. Charlotte (Nov. 21, 2014)

Season 8, at Auburn (Jan. 5, 2016)

Free Throws

Career 10, twice, last vs. Georgia (Feb. 22, 2014)

Season 9, vs. Memphis (Jan. 2, 2016)

Free Throw Attempts

Career 14, vs. Memphis (Jan. 2, 2016)

Season 14, vs. Memphis (Jan. 2, 2016)

Rebounds

Career 11, 2x, last at Mississippi State (March 8, 2014)

Season 10, vs. DePaul (Nov. 20, 2015)

Assists

Career 9, vs. Auburn (Feb. 5, 2014)

Season 7, twice, last at Auburn (Jan. 5, 2016)

Blocks

Career 2, 8x, vs. Memphis (Jan. 2, 2016)

Season 2, twice, last vs. Memphis (Jan. 2, 2016)

Steals

Career 6, vs. UNC Asheville (Nov. 26, 2014)

Season 5, vs. Tulsa (Nov. 23, 2015)

Minutes Played

Career 40, vs. Georgia (Feb. 22, 2014)

Season 36, twice, last at Auburn (Jan. 5, 2016)

2015-16

Opponent	Date	GS	Min	FG-FGA	Pct	3FG-3FGA	Pct	FT-FTA	Pct	Off	Def	Tot	Avg	PF	FO	A	TO	Blk	Stl	Pts	Avg
Norfolk State	11/14/15	*	31	3-9	.333	1-3	.333	7-9	.778	0	4	4	4.0	2	0	2	3	0	3	14	14.0
Oral Roberts	11/16/15	*	32	3-15	.200	1-4	.250	4-6	.667	1	2	3	3.5	1	0	7	0	0	0	11	12.5
vs. DePaul	11/20/15	*	31	4-10	.400	0-1	.000	2-3	.667	3	7	10	5.7	3	0	3	3	0	2	10	11.7
vs. Hofstra	11/22/15	*	33	4-8	.500	0-2	.000	6-8	.750	1	8	9	6.5	1	0	6	0	0	0	14	12.3
vs. Tulsa	11/23/15	*	30	4-10	.400	2-4	.500	6-6	1.000	0	3	3	5.8	3	0	2	2	0	5	16	13.0
Lipscomb	11/27/15	*	30	0-5	.000	0-3	.000	2-4	.500	0	5	5	5.7	2	0	6	4	0	2	2	11.2
Western Carolina	11/30/15	*	25	3-12	.250	2-6	.333	2-2	1.000	2	6	8	6.0	0	0	3	3	0	2	10	11.0
USF	12/5/15	*	27	6-13	.462	2-7	.286	1-1	1.000	0	0	0	5.3	2	0	2	1	0	0	15	11.5
Drexel	12/15/15	*	28	4-8	.500	2-3	.667	3-4	.750	1	3	4	5.1	1	0	5	1	0	1	13	11.7
at Clemson	12/18/15	*	31	2-10	.200	1-6	.167	3-3	1.000	3	6	9	5.5	2	0	3	2	1	0	8	11.3
vs. St. John's	12/22/15	*	32	2-5	.400	1-3	.333	5-6	.833	1	3	4	5.4	2	0	3	2	0	0	10	11.2
Francis Marion	12/30/15	*	22	2-5	.400	1-4	.250	2-2	1.000	1	2	3	5.2	2	0	4	2	0	2	7	10.8
Memphis	1/2/16	*	36	4-8	.500	1-3	.333	9-14	.643	1	5	6	5.2	3	0	2	3	2	3	18	11.4
at Auburn	1/5/16	*	36	6-10	.600	5-8	.625	5-6	.833	0	2	2	5.0	1	0	7	3	0	3	22	12.1
Vanderbilt	1/9/16	*	35	6-14	.429	0-3	.000	7-9	.778	2	6	8	5.2	2	0	2	1	0	1	19	12.6
at Alabama	1/13/16	*	31	1-6	.167	0-3	.000	0-0	.000	1	1	2	5.0	1	0	0	3	1	1	2	11.9
Missouri	1/16/16																				
at Ole Miss	1/19/16																				
at Tennessee	1/23/16																				
Mississippi State	1/26/16																				
Alabama	1/30/16																				
at Georgia	2/2/16																				
Texas A&M	2/6/16																				
LSU	2/10/16																				
Kentucky	2/13/16																				
at Missouri	2/16/16																				
Florida	2/20/16																				
Tennessee	2/24/16																				
at Mississippi State	2/27/16																				
Georgia	3/3/16																				
at Arkansas	3/5/16																				

CAREER STATISTICS

Season	GP-GS	Min	Avg	FG	FGA	Pct	3FG	3FGA	Pct	FT	FTA	Pct	Off	Def	Tot	Avg	PF	FO	Ast	TO	Blk	Stl	Pts	Avg
2013-14	34-34	1007	29.6	143	370	.386	37	100	.370	131	178	.736	48	91	139	4.1	100	2	101	106	21	40	454	13.4
2014-15	33-33	1011	30.6	114	335	.340	38	142	.268	101	141	.716	50	111	161	4.9	83	3	73	71	11	43	367	11.1
2015-16	16-16	490	30.6	54	148	.365	19	63	.302	64	83	.771	17	63	80	5.0	28	0	57	33	4	25	191	11.9
Totals	83-83	2508	30.2	311	853	.365	94	305	.308	296	402	.736	115	265	380	4.6	211	5	231	210	36	108	1012	12.2

CAREER SEC STATISTICS

Season	GP-GS	Min	Avg	FG	FGA	Pct	3FG	3FGA	Pct	FT	FTA	Pct	Off	Def	Tot	Avg	PF	FO	Ast	TO	Blk	Stl	Pts	Avg
2014	18-18	597	33.2	90	229	.393	21	60	.350	79	105	.752	29	56	85	4.7	55	2	72	75	13	21	280	15.6
2015	18-18	578	32.1	55	180	.306	23	83	.277	58	76	.763	24	52	76	4.2	47	2	39	44	3	19	191	10.6
2016	3-3	102	34.0	13	30	.433	5	14	.357	12	15	.800	3	9	12	4.0	4	0	9	7	1	5	43	14.3
Totals	39-39	1277	32.7	158	439	.360	49	157	.312	149	196	.760	56	117	173	4.4	106	4	120	126	17	45	514	13.2



#1 MARCUS STROMAN

SOPHOMORE | GUARD | 6'2" | 185 | 1 LETTER

COLUMBIA, S.C./KEENAN

SEASON NOTABLES

- Returns as team's top assist maker after posting 3.1 per game as a freshman last season
- Dished a team-high five assists and collected three steals in exhibition vs. Allen
- Scored five points, with three rebounds and two assists in 17 minutes off the bench vs. Norfolk State
- Scored season high seven points in win vs. DePaul
- DNP vs. Lipscomb due to an outside left quad strain
- Picked four steals in a win over Western Carolina, a new career high
- Pulled down a season-high five rebounds against Drexel
- Attempted a career-high eight free throws against Memphis, converting five
- Matched his career-high with 10 points at Auburn, hitting all eight of his free throws for another career high
- Gave the offense a boost off the bench with seven points, three assists and no turnovers against Vanderbilt

STROMAN'S CAREER HIGHS

Points

Career 10, 3x, at Auburn (Jan. 5, 2016)

Season 10, at Auburn (Jan. 5, 2016)

Field Goals

Career 4, vs. Akron (Nov. 23, 2014)

Season 2, twice, last vs. Vanderbilt (Jan. 9, 2016)

Field Goal Attempts

Career 9, at Arkansas (Feb. 3, 2015)

Season 6, vs. DePaul (Nov. 20, 2015)

3-Point Field Goals

Career 1, 4x last, vs. Vanderbilt (Jan. 9, 2016)

Season 1, 3x, last vs. Vanderbilt (Jan. 9, 2016)

3-Point Field Goal Attempts

Career 3, 3x, last vs. DePaul (Nov. 20, 2015)

Season 3, vs. DePaul (Nov. 20, 2015)

Free Throws

Career 8, at Auburn (Jan. 5, 2016)

Season 8, at Auburn (Jan. 5, 2016)

Free Throw Attempts

Career 8, twice, last at Auburn (Jan. 5, 2016)

Season 8, twice, last at Auburn (Jan. 5, 2016)

Rebounds

Career 8, vs. Oklahoma St. (Dec. 6, 2014)

Season 5, vs. Drexel (Dec. 15, 2015)

Assists

Career 8, vs. Coker (Dec. 21, 2014)

Season 3, 3x, last vs. Vanderbilt (Jan. 9, 2016)

Blocks

Career 1, 7x, last vs. Vanderbilt (Jan. 9, 2016)

Season 1, 4x, last vs. Vanderbilt (Jan. 9, 2016)

Steals

Career 4, vs. Western Carolina (Nov. 30, 2015)

Season 4, vs. Western Carolina (Nov. 30, 2015)

Minutes Played

Career 29, vs. Florida (Jan. 7, 2015)

Season 23, vs. Vanderbilt (Jan. 9, 2016)

2015-16

Opponent	Date	GS	Min	FG-FGA	Pct	3FG-FGA	Pct	FT-FTA	Pct	Off	Def	Tot	Avg	PF	FO	A	TO	Blk	Stl	Pts	Avg
Norfolk State	11/14/15	17	1-1	1.000	1-1	1.000	2-4	.500	1	2	3	3.0	0	0	2	2	0	0	5	5.0	
Oral Roberts	11/16/15	22	0-3	.000	0-1	.000	0-0	.000	1	0	1	2.0	1	0	1	0	0	0	0	0	2.5
vs. DePaul	11/20/15	18	2-6	.333	1-3	.333	2-2	1.000	0	3	3	2.3	2	0	0	1	0	0	7	4.0	
vs. Hofstra	11/22/15	15	0-1	.000	0-0	.000	0-0	.000	1	0	1	2.0	4	0	2	0	0	1	0	3.0	
vs. Tulsa	11/23/15	19	1-1	1.000	0-0	.000	0-2	.000	0	2	2	2.0	1	0	1	3	0	0	2	2.8	
Lipscomb	11/27/15	-	-	-	-	-	-	-	-	DNP - Quad Injury											
Western Carolina	11/30/15	21	0-2	.000	0-0	.000	1-2	.500	0	3	3	2.2	0	0	3	3	1	4	1	2.5	
USF	12/5/15	10	1-1	1.000	0-0	.000	0-0	.000	1	2	3	2.3	0	0	3	1	1	0	2	2.4	
Drexel	12/15/15	16	0-1	.000	0-0	.000	2-4	.500	1	4	5	2.6	1	0	2	2	1	0	2	2.4	
at Clemson	12/18/15	10	0-1	.000	0-0	.000	0-0	.000	0	1	1	2.4	0	0	2	0	0	1	0	2.1	
vs. St. John's	12/22/15	16	0-2	.000	0-0	.000	2-2	1.000	1	0	1	2.3	2	0	2	0	0	1	2	2.1	
Francis Marion	12/30/15	12	0-0	.000	0-0	.000	2-2	1.000	0	2	2	2.3	0	0	0	2	0	0	2	2.1	
Memphis	1/2/16	19	0-1	.000	0-0	.000	5-8	.625	0	2	2	2.3	3	0	2	0	0	2	5	2.3	
at Auburn	1/5/16	21	1-1	1.000	0-0	.000	8-8	1.000	1	1	2	2.2	2	0	0	1	0	1	10	2.9	
Vanderbilt	1/9/16	23	2-5	.400	1-1	1.000	2-4	.500	0	2	2	2.2	3	0	3	0	1	0	7	3.2	
at Alabama	1/13/16	16	0-2	.000	0-0	.000	0-0	.000	0	1	1	2.1	2	0	0	0	0	1	0	3.0	
Missouri	1/16/16																				
at Ole Miss	1/19/16																				
at Tennessee	1/23/16																				
Mississippi State	1/26/16																				
Alabama	1/30/16																				
at Georgia	2/2/16																				
Texas A&M	2/6/16																				
LSU	2/10/16																				
Kentucky	2/13/16																				
at Missouri	2/16/16																				
Florida	2/20/16																				
Tennessee	2/24/16																				
at Mississippi State	2/27/16																				
Georgia	3/3/16																				
at Arkansas	3/5/16																				

CAREER STATISTICS

Season	GP-GS	Min	Avg	FG	FGA	Pct	3FG	3FGA	Pct	FT	FTA	Pct	Off	Def	Tot	Avg	PF	FO	Ast	TO	Blk	Stl	Pts	Avg
2014-15	28-0	573	20.5	39	104	.375	2	18	.111	41	63	.651	16	57	73	2.6	61	0	87	57	4	22	121	4.3
2015-16	15-0	255	17.0	8	28	.286	3	6	.500	26	36	.722	7	25	32	2.1	21	0	23	16	4	11	45	3.0
Totals	43-0	828	19.3	47	132	.356	5	24	.208	67	99	.677	23	82	105	2.4	82	0	110	73	8	33	166	3.9

CAREER SEC STATISTICS

Season	GP-GS	Min	Avg	FG	FGA	Pct	3FG	3FGA	Pct	FT	FTA	Pct	Off	Def	Tot	Avg	PF	FO	Ast	TO	Blk	Stl	Pts	Avg
2015	13-0	253	19.5	16	49	.327	1	11	.091	16	25	.640	5	17	22	1.7	31	0	34	24	2	10	49	3.8
2016	3-0	60	20.0	3	8	.375	1	1	1.000	10	12	.833	1	4	5	1.7	7	0	3	1	1	2	17	5.7
Totals	16-0	313	19.6	19	57	.333	2	12	.167	26	37	.703	6	21	27	1.7	38	0	37	25	3	12	66	4.1



#5 TEMARCUS BLANTON

R-FRESHMAN | GUARD | 6'5" | 215 | HS

LOCUST GROVE, GA./LUELLA

SEASON NOTABLES

- Returns after suffering a season-ending hip injury which required surgery during the 2014-15 preseason
- Scored seven points in just six minutes in exhibition vs. Allen
- Played seven minutes against Western Carolina, recording his first two career field goal attempts and a steal
- Scored his first career points in the win over USF, playing six minutes against the Bulls
- Hit both attempts from 3 against Drexel, his first made field goals at Carolina

BLANTON'S SEASON HIGHS

Points

6, vs. Drexel (Dec. 15, 2015)

Field Goals

2, vs. Drexel (Dec. 15, 2015)

Field Goal Attempts

2, 3x, last vs. Francis Marion (Dec. 30, 2015)

3-Point Field Goals

2, vs. Drexel (Dec. 15, 2015)

3-Point Field Goal Attempts

2, vs. Drexel (Dec. 15, 2015)

Free Throws

2, twice, last vs. Francis Marion (Dec. 30, 2015)

Free Throw Attempts

2, twice, last vs. Francis Marion (Dec. 30, 2015)

Rebounds

3, vs. Francis Marion (Dec. 30, 2015)

Assists

1, twice, last vs. Western Carolina (Nov. 30, 2015)

Blocks

-

Steals

1, twice, last vs. USF (Dec. 5, 2015)

Minutes Played

7, vs. Western Carolina (Nov. 30, 2015)

2015-16

Opponent	Date	GS	Min	FG-FGA	Pct	3FG-FGA	Pct	FT-FTA	Pct	Off	Def	Tot	Avg	PF	FO	A	TO	Blk	Stl	Pts	Avg
Norfolk State	11/14/15	1	0-0	.000	0-0	.000	0-0	.000	0	0	0	0.0	1	0	1	0	0	0	0	0	0.0
Oral Roberts	11/16/15	1	0-0	.000	0-0	.000	0-0	.000	0	0	0	0.0	1	0	0	0	0	0	0	0	0.0
vs. DePaul	11/20/15	-	-	-	-	-	-	-	-DNP - Coach's Decision	-	-	-	-	-	-	-	-	-	-	-	-
vs. Hofstra	11/22/15	-	-	-	-	-	-	-	-DNP - Coach's Decision	-	-	-	-	-	-	-	-	-	-	-	-
vs. Tulsa	11/23/15	-	-	-	-	-	-	-	-DNP - Coach's Decision	-	-	-	-	-	-	-	-	-	-	-	-
Lipscomb	11/27/15	5	0-0	.000	0-0	.000	0-0	.000	0	0	0	0.0	1	0	0	1	0	0	0	0	0.0
Western Carolina	11/30/15	7	0-2	.000	0-0	.000	0-0	.000	0	0	0	0.0	0	0	1	0	0	0	1	0	0.0
USF	12/5/15	6	0-1	.000	0-0	.000	2-2	1.000	0	1	1	0.2	0	0	0	0	0	0	1	2	0.4
Drexel	12/15/15	3	2-2	1.000	2-2	1.000	0-0	.000	0	1	1	0.3	0	0	0	0	0	0	0	6	1.3
at Clemson	12/18/15	-	-	-	-	-	-	-	-DNP - Coach's Decision	-	-	-	-	-	-	-	-	-	-	-	-
vs. St. John's	12/22/15	-	-	-	-	-	-	-	-DNP - Coach's Decision	-	-	-	-	-	-	-	-	-	-	-	-
Francis Marion	12/30/15	6	0-2	.000	0-1	.000	2-2	1.000	2	1	3	0.7	1	0	0	0	0	0	0	2	1.4
Memphis	1/2/16	-	-	-	-	-	-	-	-DNP - Coach's Decision	-	-	-	-	-	-	-	-	-	-	-	-
at Auburn	1/5/16	-	-	-	-	-	-	-	-DNP - Coach's Decision	-	-	-	-	-	-	-	-	-	-	-	-
Vanderbilt	1/9/16	-	-	-	-	-	-	-	-DNP - Coach's Decision	-	-	-	-	-	-	-	-	-	-	-	-
at Alabama	1/13/16	-	-	-	-	-	-	-	-DNP - Coach's Decision	-	-	-	-	-	-	-	-	-	-	-	-
Missouri	1/16/16	-	-	-	-	-	-	-	-	-	-	-	-	-	-	-	-	-	-	-	-
at Ole Miss	1/19/16	-	-	-	-	-	-	-	-	-	-	-	-	-	-	-	-	-	-	-	-
at Tennessee	1/23/16	-	-	-	-	-	-	-	-	-	-	-	-	-	-	-	-	-	-	-	-
Mississippi State	1/26/16	-	-	-	-	-	-	-	-	-	-	-	-	-	-	-	-	-	-	-	-
Alabama	1/30/16	-	-	-	-	-	-	-	-	-	-	-	-	-	-	-	-	-	-	-	-
at Georgia	2/2/16	-	-	-	-	-	-	-	-	-	-	-	-	-	-	-	-	-	-	-	-
Texas A&M	2/6/16	-	-	-	-	-	-	-	-	-	-	-	-	-	-	-	-	-	-	-	-
LSU	2/10/16	-	-	-	-	-	-	-	-	-	-	-	-	-	-	-	-	-	-	-	-
Kentucky	2/13/16	-	-	-	-	-	-	-	-	-	-	-	-	-	-	-	-	-	-	-	-
at Missouri	2/16/16	-	-	-	-	-	-	-	-	-	-	-	-	-	-	-	-	-	-	-	-
Florida	2/20/16	-	-	-	-	-	-	-	-	-	-	-	-	-	-	-	-	-	-	-	-
Tennessee	2/24/16	-	-	-	-	-	-	-	-	-	-	-	-	-	-	-	-	-	-	-	-
at Mississippi State	2/27/16	-	-	-	-	-	-	-	-	-	-	-	-	-	-	-	-	-	-	-	-
Georgia	3/3/16	-	-	-	-	-	-	-	-	-	-	-	-	-	-	-	-	-	-	-	-
at Arkansas	3/5/16	-	-	-	-	-	-	-	-	-	-	-	-	-	-	-	-	-	-	-	-

CAREER STATISTICS

Season	GP-GS	Min	Avg	FG	FGA	Pct	3FG	3FGA	Pct	FT	FTA	Pct	Off	Def	Tot	Avg	PF	FO	Ast	TO	Blk	Stl	Pts	Avg
2015-16	7-0	29	4.1	2	7	.286	2	4	.500	4	4	1.000	2	3	5	0.7	4	0	2	1	0	2	10	1.4

CAREER SEC STATISTICS

Season	GP-GS	Min	Avg	FG	FGA	Pct	3FG	3FGA	Pct	FT	FTA	Pct	Off	Def	Tot	Avg	PF	FO	Ast	TO	Blk	Stl	Pts	Avg
2016	-	-	-	-	-	-	-	-	-	-	-	-	-	-	-	-	-	-	-	-	-	-	-	-



#23 ERIC COBB

FRESHMAN | FORWARD | 6'9" | 296 | HS

JACKSONVILLE, FLA./ST. FRANCIS ACADEMY (BALTIMORE)

SEASON NOTABLES

- Noted as a true post player who has the ability to play with his back to the basket
- 4-star prospect by several outlets
- Led the team with 14 rebounds, while adding eight points in exhibition vs. Allen
- Saw action vs. Norfolk State, scored two points
- Earned extended playing time with an efficient day against Oral Roberts, with six points and three rebounds in 12 minutes
- Saw action vs. DePaul, collecting three rebounds
- Hit a pair of field goals in a win over Western Carolina
- Pulled down a season-best four rebounds against Drexel
- Provided a big boost off the bench vs. Clemson, with four points and a new season-high of five rebounds
- Played a season-high 16 minutes with seven rebounds against Francis Marion

COBB'S SEASON HIGHS

Points

6, vs. Oral Roberts (Nov. 16, 2015)

Field Goals

3, vs. Oral Roberts (Nov. 16, 2015)

Field Goal Attempts

4, vs. Western Carolina (Nov. 30, 2015)

3-Point Field Goals

-

3-Point Field Goal Attempts

-

Free Throws

-

Free Throw Attempts

2, vs. Western Carolina (Nov. 30, 2015)

Rebounds

7, vs. Francis Marion (Dec. 30, 2015)

Assists

2, vs. Francis Marion (Dec. 30, 2015)

Blocks

1, twice, last vs. Francis Marion (Dec. 30, 2015)

Steals

1, vs. Norfolk State (Nov. 14, 2015)

Minutes Played

16, vs. Francis Marion (Dec. 30, 2015)

2015-16

Opponent	Date	GS	Min	FG-FGA	Pct	3FG-FGA	Pct	FT-FTA	Pct	Off	Def	Tot	Avg	PF	FO	A	TO	Blk	Stl	Pts	Avg
Norfolk State	11/14/15	8	1-1	1.000	0-0	.000	0-1	.000	0	1	1	1.0	2	0	0	1	0	1	2	2.0	
Oral Roberts	11/16/15	12	3-3	1.000	0-0	.000	0-0	.000	2	1	3	2.0	1	0	0	1	0	0	8	5.0	
vs. DePaul	11/20/15	11	0-0	.000	0-0	.000	0-0	.000	0	3	3	2.3	0	0	0	0	0	0	0	0	2.7
vs. Hofstra	11/22/15	4	1-2	.500	0-0	.000	0-0	.000	0	0	0	1.8	1	0	0	0	0	0	0	2	2.5
vs. Tulsa	11/23/15	9	1-2	.500	0-0	.000	0-0	.000	0	3	3	2.0	4	0	0	2	0	0	2	2.4	
Lipscomb	11/27/15	2	0-0	.000	0-0	.000	0-0	.000	0	1	1	1.8	0	0	0	0	0	0	0	0	2.0
Western Carolina	11/30/15	10	2-4	.500	0-0	.000	0-2	.000	1	0	1	1.7	0	0	0	1	0	0	4	2.3	
USF	12/5/15	8	0-0	.000	0-0	.000	0-0	.000	0	1	1	1.6	1	0	1	1	0	0	0	0	2.0
Drexel	12/15/15	12	0-1	.000	0-0	.000	0-0	.000	0	4	4	1.9	2	0	0	1	1	0	0	0	1.8
at Clemson	12/18/15	11	2-2	1.000	0-0	.000	0-0	.000	2	3	5	2.2	2	0	0	1	0	0	4	1.9	
vs. St. John's	12/22/15	6	0-0	.000	0-0	.000	0-0	.000	1	2	3	2.3	2	0	0	1	0	0	0	0	1.8
Francis Marion	12/30/15	16	1-1	1.000	0-0	.000	0-7	.000	4	3	7	2.7	0	0	2	2	1	0	2	1.8	
Memphis	1/2/16	3	0-0	.000	0-0	.000	0-0	.000	0	0	0	2.5	2	0	0	0	0	0	0	0	1.7
at Auburn	1/5/16	-	-	-	-	-	-	-	-	-	-	-	-	-	-	-	-	-	-	-	-
Vanderbilt	1/9/16	4	0-0	.000	0-0	.000	0-0	.000	0	3	3	2.5	0	0	0	0	0	0	0	0	1.6
at Alabama	1/13/16	3	1-2	.500	0-0	.000	0-0	.000	1	1	2	2.5	0	0	0	0	0	0	0	2	1.6
Missouri	1/16/16																				
at Ole Miss	1/19/16																				
at Tennessee	1/23/16																				
Mississippi State	1/26/16																				
Alabama	1/30/16																				
at Georgia	2/2/16																				
Texas A&M	2/6/16																				
LSU	2/10/16																				
Kentucky	2/13/16																				
at Missouri	2/16/16																				
Florida	2/20/16																				
Tennessee	2/24/16																				
at Mississippi State	2/27/16																				
Georgia	3/3/16																				
at Arkansas	3/5/16																				

CAREER STATISTICS

Season	GP-GS	Min	Avg	FG	FGA	Pct	3FG	3FGA	Pct	FT	FTA	Pct	Off	Def	Tot	Avg	PF	FO	Ast	TO	Blk	Stl	Pts	Avg
2015-16	15-0	119	7.9	12	18	.667	0	0	.000	0	10	.000	11	26	37	2.5	20	0	3	11	2	1	24	1.6

CAREER SEC STATISTICS

Season	GP-GS	Min	Avg	FG	FGA	Pct	3FG	3FGA	Pct	FT	FTA	Pct	Off	Def	Tot	Avg	PF	FO	Ast	TO	Blk	Stl	Pts	Avg
2016	2-0	7	3.5	1	2	.500	0	0	.000	0	0	.000	1	4	5	2.5	0	0	0	0	0	0	2	1.0



#2 RAYMOND DOBY

FRESHMAN | FORWARD | 6'6" | 233 | HS

CAHOKIA, ILL./MONTROSE CHRISTIAN SCHOOL

SEASON NOTABLES

- 3-star prospect who will provide size and athleticism in the front court
- Collected one steal and one rebound in exhibition vs. Allen
- Played four minutes against Western Carolina, recording his first career block
- Played three minutes vs. Drexel
- Scored eight points with four rebounds in just seven minutes of playing time vs. Francis Marion
- Made his SEC debut at Alabama, hitting both field goals in four minutes of action

DOBY'S SEASON HIGHS

Points

8, vs. Francis Marion (Dec. 30, 2015)

Field Goals

2, twice, last at Alabama (Jan. 13, 2016)

Field Goal Attempts

5, vs. Francis Marion (Dec. 30, 2015)

3-Point Field Goals

-

3-Point Field Goal Attempts

-

Free Throws

4, vs. Francis Marion (Dec. 30, 2015)

Free Throw Attempts

8, vs. Francis Marion (Dec. 30, 2015)

Rebounds

4, vs. Francis Marion (Dec. 30, 2015)

Assists

-

Blocks

1, vs. Western Carolina (Nov. 30, 2015)

Steals

-

Minutes Played

7, vs. Francis Marion (Dec. 30, 2015)

2015-16

Opponent	Date	GS	Min	FG-FGA	Pct	3FG-FGA	Pct	FT-FTA	Pct	Off	Def	Tot	Avg	PF	FO	A	TO	Blk	Stl	Pts	Avg
Norfolk State	11/14/15	-	-	-	-	-	-	-	-	-DNP - Coach's Decision	-	-	-	-	-	-	-	-	-	-	-
Oral Roberts	11/16/15	1	0-0	.000	0-0	.000	0-0	.000	0	0	0	0.0	1	0	0	0	0	0	0	0	0.0
vs. DePaul	11/20/15	1	0-0	.000	0-0	.000	0-0	.000	0	0	0	0.0	3	0	0	0	0	0	0	0	0.0
vs. Hofstra	11/22/15	-	-	-	-	-	-	-	-	-DNP - Coach's Decision	-	-	-	-	-	-	-	-	-	-	-
vs. Tulsa	11/23/15	-	-	-	-	-	-	-	-	-DNP - Coach's Decision	-	-	-	-	-	-	-	-	-	-	-
Lipscomb	11/27/15	2	0-1	.000	0-0	.000	0-0	.000	0	1	1	0.3	0	0	0	0	0	0	0	0	0.0
Western Carolina	11/30/15	4	0-0	.000	0-0	.000	0-0	.000	0	0	0	0.3	0	0	0	0	0	1	0	0	0.0
USF	12/5/15	-	-	-	-	-	-	-	-	-DNP - Back Spasms-	-	-	-	-	-	-	-	-	-	-	-
Drexel	12/15/15	3	0-0	.000	0-0	.000	0-0	.000	0	0	0	0.2	0	0	0	1	0	0	0	0	0.0
at Clemson	12/18/15	-	-	-	-	-	-	-	-	-DNP - Coach's Decision	-	-	-	-	-	-	-	-	-	-	-
vs. St. John's	12/22/15	-	-	-	-	-	-	-	-	-DNP - Coach's Decision	-	-	-	-	-	-	-	-	-	-	-
Francis Marion	12/30/15	7	2-5	.400	0-0	.000	4-8	.500	3	1	4	0.8	0	0	0	0	0	0	0	8	1.3
Memphis	1/2/16	-	-	-	-	-	-	-	-	-DNP - Coach's Decision	-	-	-	-	-	-	-	-	-	-	-
at Auburn	1/5/16	-	-	-	-	-	-	-	-	-DNP - Coach's Decision	-	-	-	-	-	-	-	-	-	-	-
Vanderbilt	1/9/16	-	-	-	-	-	-	-	-	-DNP - Coach's Decision	-	-	-	-	-	-	-	-	-	-	-
at Alabama	1/13/16	4	2-2	1.000	0-0	.000	0-0	.000	0	0	0	0.7	0	0	0	0	0	0	0	4	1.7
Missouri	1/16/16																				
at Ole Miss	1/19/16																				
at Tennessee	1/23/16																				
Mississippi State	1/26/16																				
Alabama	1/30/16																				
at Georgia	2/2/16																				
Texas A&M	2/6/16																				
LSU	2/10/16																				
Kentucky	2/13/16																				
at Missouri	2/16/16																				
Florida	2/20/16																				
Tennessee	2/24/16																				
at Mississippi State	2/27/16																				
Georgia	3/3/16																				
at Arkansas	3/5/16																				

CAREER STATISTICS

Season	GP-GS	Min	Avg	FG	FGA	Pct	3FG	3FGA	Pct	FT	FTA	Pct	Off	Def	Tot	Avg	PF	FO	Ast	TO	Blk	Stl	Pts	Avg
2015-16	7-0	22	3.1	4	8	.500	0	0	.000	4	8	.500	3	2	5	0.7	4	0	0	2	1	0	12	1.7

CAREER SEC STATISTICS

Season	GP-GS	Min	Avg	FG	FGA	Pct	3FG	3FGA	Pct	FT	FTA	Pct	Off	Def	Tot	Avg	PF	FO	Ast	TO	Blk	Stl	Pts	Avg
2016	1-0	4	4.0	2	2	1.000	0	0	.000	0	0	.000	0	0	0	0.0	0	0	0	0	0	0	4	4.0



#15 PJ DOZIER

FRESHMAN | GUARD | 6'6" | 200 | HS

COLUMBIA, S.C./SPRING VALLEY

SEASON NOTABLES

- Highly-touted recruit and noted as one of the top point guards in the nation in his class
- Rated as the No. 19 overall prospect by ESPN.com
- 2015 McDonald's All-American and 2014-15 Gatorade Player of the Year in the State of South Carolina
- Dished four assists with two steals, seven points and seven rebounds in exhibition vs. Allen
- Earned the start in first-career game vs. Norfolk State, scored seven points with three assists, four rebounds and three steals in 21 minutes
- Seven points, with two rebounds and two steals in win vs. DePaul
- Best game of the season to date with 12 points and nine rebounds in 26 minutes vs. Hofstra
- Eight points with four assists in Paradise Jam Championship vs. Tulsa
- Scored 11 points and dished a season high five assists with six rebounds and a pair of steals vs. Lipscomb
- Picked up four steals to go with 12 points in 26 minutes against USF
- Led the team with 16 points, ten coming from the free throw line, in 24 minutes of action vs. Drexel
- Had his most efficient night of shooting as a Gamecock, scoring 13 points on 5-of-8 shooting vs. Clemson

DOZIER'S SEASON HIGHS

Points

16, vs. Drexel (Dec. 15, 2015)

Field Goals

5, 3x, last at Clemson (Dec. 18, 2015)

Field Goal Attempts

12, vs. USF (Dec. 5, 2015)

3-Point Field Goals

2, vs. Hofstra (Nov. 22, 2015)

3-Point Field Goal Attempts

4, twice, last vs. Francis Marion (Dec. 30, 2015)

Free Throws

10, vs. Drexel (Dec. 15, 2015)

Free Throw Attempts

16, vs. Drexel (Dec. 15, 2015)

Rebounds

9, vs. Hofstra (Nov. 22, 2015)

Assists

5, twice, last at Auburn (Jan. 5, 2016)

Blocks

2, vs. Oral Roberts (Nov. 16, 2015)

Steals

5, vs. Francis Marion (Dec. 30, 2015)

Minutes Played

27, at Clemson (Dec. 18, 2015)

2015-16

Opponent	Date	GS	Min	FG-FGA	Pct	3FG-FGA	Pct	FT-FTA	Pct	Off	Def	Tot	Avg	PF	FO	A	TO	Blk	Stl	Pts	Avg
Norfolk State	11/14/15	*	21	3-7	.428	1-2	.500	0-2	.000	1	3	4	4.0	3	0	3	1	0	3	7	7.0
Oral Roberts	11/16/15	*	12	0-3	.000	0-1	.000	0-0	.000	0	2	2	3.0	2	0	2	1	2	1	0	3.5
vs. DePaul	11/20/15	*	14	3-6	.500	0-0	.000	1-2	.500	1	1	2	2.7	2	0	0	2	0	2	7	4.7
vs. Hofstra	11/22/15	*	26	5-10	.500	2-2	1.000	0-1	.000	4	5	9	4.3	3	0	2	3	0	0	12	6.5
vs. Tulsa	11/23/15	*	17	3-6	.500	2-4	.500	0-0	.000	0	4	4	4.2	4	0	4	2	1	0	8	6.8
Lipscomb	11/27/15	*	23	5-11	.454	1-3	.333	0-2	.000	2	4	6	4.5	2	0	5	4	1	2	11	7.5
Western Carolina	11/30/15	*	12	0-3	.000	0-1	.000	0-0	.000	1	2	3	4.3	3	0	0	2	0	0	0	6.4
USF	12/5/15	*	26	4-12	.333	0-1	.000	4-6	.667	0	1	1	3.9	2	0	2	2	1	4	12	7.1
Drexel	12/15/15	*	24	3-6	.500	0-0	.000	10-16	.625	0	4	4	3.9	0	0	3	1	0	0	16	8.1
at Clemson	12/18/15	*	27	5-8	.625	1-1	1.000	2-3	.667	1	5	6	4.1	2	0	1	2	0	1	13	8.6
vs. St. John's	12/22/15	*	24	3-11	.273	0-1	.000	0-0	.000	0	3	3	4.0	2	0	1	3	1	2	6	8.4
Francis Marion	12/30/15	*	22	3-8	.375	0-4	.000	0-0	.000	0	1	1	3.8	3	0	1	2	1	5	6	8.2
Memphis	1/2/16	*	15	3-7	.429	0-1	.000	1-3	.333	0	2	2	3.6	3	0	0	2	0	0	7	8.1
at Auburn	1/5/16	*	15	2-5	.400	0-2	.000	0-0	.000	2	2	4	3.6	0	0	5	6	0	1	4	7.8
Vanderbilt	1/9/16	*	21	4-9	.444	0-0	.000	1-2	.500	0	3	3	3.6	3	0	0	3	0	0	9	7.9
at Alabama	1/13/16	*	15	0-5	.000	0-1	.000	0-0	.000	1	0	1	3.4	5	1	0	4	0	0	0	7.4
Missouri	1/16/16																				
at Ole Miss	1/19/16																				
at Tennessee	1/23/16																				
Mississippi State	1/26/16																				
Alabama	1/30/16																				
at Georgia	2/2/16																				
Texas A&M	2/6/16																				
LSU	2/10/16																				
Kentucky	2/13/16																				
at Missouri	2/16/16																				
Florida	2/20/16																				
Tennessee	2/24/16																				
at Mississippi State	2/27/16																				
Georgia	3/3/16																				
at Arkansas	3/5/16																				

CAREER STATISTICS

Season	GP-GS	Min	Avg	FG	FGA	Pct	3FG	3FGA	Pct	FT	FTA	Pct	Off	Def	Tot	Avg	PF	FO	Ast	TO	Blk	Stl	Pts	Avg
2015-16	16-16	314	19.6	46	117	.393	7	24	.292	19	37	.514	13	42	55	3.4	39	1	29	40	7	21	118	7.4

CAREER SEC STATISTICS

Season	GP-GS	Min	Avg	FG	FGA	Pct	3FG	3FGA	Pct	FT	FTA	Pct	Off	Def	Tot	Avg	PF	FO	Ast	TO	Blk	Stl	Pts	Avg
2016	3-3	51	17.0	6	19	.316	0	3	.000	1	2	.500	3	5	8	2.7	8	1	5	13	0	1	13	4.3



#4 JAMALL GREGORY

FRESHMAN | GUARD | 6'2" | 202 | HS

WASHINGTON, D.C./COOLIDGE

SEASON NOTABLES

- Very athletic guard who averaged 21 points per game during his senior season of high school
- Dished three assists in exhibition win vs. Allen
- Showed off his leaping ability to score his first points as a Gamecock, adding a pair of rebounds in a win over Western Carolina
- Played three minutes vs. Drexel, hitting a free throw and passing out his first collegiate assist
- Scored six points with three rebounds and three assists against Francis Marion
- Played three minutes in the first half of the team's win over Memphis, hitting his lone field goal attempt
- Was the team's sparkplug off the bench at Alabama, scoring eight points in the second half

GREGORY'S SEASON HIGHS

Points

8, at Alabama (Jan. 13, 2016)

Field Goals

3, at Alabama (Jan. 13, 2016)

Field Goal Attempts

6, vs. Francis Marion (Dec. 30, 2015)

3-Point Field Goals

1, twice, last at Alabama (Jan. 13, 2016)

3-Point Field Goal Attempts

4, vs. Francis Marion (Dec. 30, 2015)

Free Throws

1, 3x, last at Alabama (Jan. 13, 2016)

Free Throw Attempts

3, at Alabama (Jan. 13, 2016)

Rebounds

3, vs. Francis Marion (Dec. 30, 2015)

Assists

3, vs. Francis Marion (Dec. 30, 2015)

Blocks

-

Steals

1, twice, last vs. Francis Marion (Dec. 30, 2015)

Minutes Played

14, vs. Francis Marion (Dec. 30, 2015)

2015-16


Opponent	Date	GS	Min	FG-FGA	Pct	3FG-FGA	Pct	FT-FTA	Pct	Off	Def	Tot	Avg	PF	FO	A	TO	Blk	Stl	Pts	Avg
Norfolk State	11/14/15	-	-	-	-	-	-	-	-	-DNP - Coach's Decision	-	-	-	-	-	-	-	-	-	-	-
Oral Roberts	11/16/15	1	0-0	.000	0-0	.000	0-0	.000	0	1	1	1.0	0	0	0	0	0	0	0	0	0.0
vs. DePaul	11/20/15	1	0-0	.000	0-0	.000	0-0	.000	0	0	0	0.5	0	0	0	0	0	0	0	0	0.0
vs. Hofstra	11/22/15	-	-	-	-	-	-	-	-	-DNP - Coach's Decision	-	-	-	-	-	-	-	-	-	-	-
vs. Tulsa	11/23/15	-	-	-	-	-	-	-	-	-DNP - Coach's Decision	-	-	-	-	-	-	-	-	-	-	-
Lipscomb	11/27/15	2	0-0	.000	0-0	.000	0-0	.000	0	0	0	0.3	1	0	0	1	0	0	0	0	0.0
Western Carolina	11/30/15	7	1-2	.500	0-0	.000	0-0	.000	1	1	2	0.8	0	0	0	2	0	0	2	0	0.5
USF	12/5/15	-	-	-	-	-	-	-	-	-	-	-	-	-	-	-	-	-	-	-	-
Drexel	12/15/15	3	0-0	.000	0-0	.00	1-2	.500	0	1	1	0.6	0	0	1	0	0	0	1	1	0.6
at Clemson	12/18/15	-	-	-	-	-	-	-	-	-DNP - Coach's Decision	-	-	-	-	-	-	-	-	-	-	-
vs. St. John's	12/22/15	-	-	-	-	-	-	-	-	-DNP - Coach's Decision	-	-	-	-	-	-	-	-	-	-	-
Francis Marion	12/30/15	14	2-6	.333	1-4	.250	1-2	.500	1	2	3	1.0	1	0	3	0	0	0	1	6	1.5
Memphis	1/2/16	3	1-1	1.000	0-0	.000	0-0	.000	0	1	1	1.0	2	0	0	0	0	0	0	2	1.6
at Auburn	1/5/16	-	-	-	-	-	-	-	-	-DNP - Coach's Decision	-	-	-	-	-	-	-	-	-	-	-
Vanderbilt	1/9/16	-	-	-	-	-	-	-	-	-DNP - Coach's Decision	-	-	-	-	-	-	-	-	-	-	-
at Alabama	1/13/16	9	3-3	1.000	1-1	1.000	1-3	.333	0	0	0	0.9	2	0	1	0	0	0	0	8	2.4
Missouri	1/16/16	-	-	-	-	-	-	-	-	-	-	-	-	-	-	-	-	-	-	-	-
at Ole Miss	1/19/16	-	-	-	-	-	-	-	-	-	-	-	-	-	-	-	-	-	-	-	-
at Tennessee	1/23/16	-	-	-	-	-	-	-	-	-	-	-	-	-	-	-	-	-	-	-	-
Mississippi State	1/26/16	-	-	-	-	-	-	-	-	-	-	-	-	-	-	-	-	-	-	-	-
Alabama	1/30/16	-	-	-	-	-	-	-	-	-	-	-	-	-	-	-	-	-	-	-	-
at Georgia	2/2/16	-	-	-	-	-	-	-	-	-	-	-	-	-	-	-	-	-	-	-	-
Texas A&M	2/6/16	-	-	-	-	-	-	-	-	-	-	-	-	-	-	-	-	-	-	-	-
LSU	2/10/16	-	-	-	-	-	-	-	-	-	-	-	-	-	-	-	-	-	-	-	-
Kentucky	2/13/16	-	-	-	-	-	-	-	-	-	-	-	-	-	-	-	-	-	-	-	-
at Missouri	2/16/16	-	-	-	-	-	-	-	-	-	-	-	-	-	-	-	-	-	-	-	-
Florida	2/20/16	-	-	-	-	-	-	-	-	-	-	-	-	-	-	-	-	-	-	-	-
Tennessee	2/24/16	-	-	-	-	-	-	-	-	-	-	-	-	-	-	-	-	-	-	-	-
at Mississippi State	2/27/16	-	-	-	-	-	-	-	-	-	-	-	-	-	-	-	-	-	-	-	-
Georgia	3/3/16	-	-	-	-	-	-	-	-	-	-	-	-	-	-	-	-	-	-	-	-
at Arkansas	3/5/16	-	-	-	-	-	-	-	-	-	-	-	-	-	-	-	-	-	-	-	-

CAREER STATISTICS

Season	GP-GS	Min	Avg	FG	FGA	Pct	3FG	3FGA	Pct	FT	FTA	Pct	Off	Def	Tot	Avg	PF	FO	Ast	TO	Blk	Stl	Pts	Avg
2015-16	8-0	40	5.0	7	12	.583	2	5	.400	3	7	.500	2	5	7	1.0	5	0	5	2	0	2	19	2.4

CAREER SEC STATISTICS

Season	GP-GS	Min	Avg	FG	FGA	Pct	3FG	3FGA	Pct	FT	FTA	Pct	Off	Def	Tot	Avg	PF	FO	Ast	TO	Blk	Stl	Pts	Avg
2016	1-0	9	9.0	3	3	1.000	1	1	1.000	1	3	.333	0	0	0	0.0	2	0	1	0	0	0	8	8.0



#31 JARRELL HOLLIMAN

R-SOPHOMORE | FORWARD | 6'7" | 200 | HS

ALPHARETTA, GA./ALPHARETTA/ELMHURST COLLEGE

SEASON NOTABLES

- Walk-on transfer from Elmhurst College
- Saw action in two games at Elmhurst
- Scored two points and collected one steal in exhibition vs. Allen
- Played two minutes against Western Carolina
- Saw time in the team's win over Francis Marion

HOLLIMAN'S SEASON HIGHS

Points

-

Field Goals

-

Field Goal Attempts

-

3-Point Field Goals

-

3-Point Field Goal Attempts

-

Free Throws

-

Free Throw Attempts

-

Rebounds

-

Assists

-

Blocks

-

Steals

-

Minutes Played

2, twice, last vs. Francis Marion (Dec. 30, 2015)

2015-16

Opponent	Date	GS	Min	FG-FGA	Pct	3FG-FGA	Pct	FT-FTA	Pct	Off	Def	Tot	Avg	PF	FO	A	TO	Blk	Stl	Pts	Avg
Norfolk State	11/14/15	-	-	-	-	-	-	-	-	-DNP - Coach's Decision	-	-	-	-	-	-	-	-	-	-	-
Oral Roberts	11/16/15	1	0-0	.000	0-0	.000	0-0	.000	0	0	0	0.0	0	0	0	0	0	0	0	0	0.0
vs. DePaul	11/20/15	-	-	-	-	-	-	-	-	-DNP - Coach's Decision	-	-	-	-	-	-	-	-	-	-	-
vs. Hofstra	11/22/15	-	-	-	-	-	-	-	-	-DNP - Coach's Decision	-	-	-	-	-	-	-	-	-	-	-
vs. Tulsa	11/23/15	-	-	-	-	-	-	-	-	-DNP - Coach's Decision	-	-	-	-	-	-	-	-	-	-	-
Lipscomb	11/27/15	-	-	-	-	-	-	-	-	-DNP - Coach's Decision	-	-	-	-	-	-	-	-	-	-	-
Western Carolina	11/30/15	2	0-0	.000	0-0	.000	0-0	.000	0	0	0	0.0	0	0	0	1	0	0	0	0	0.0
USF	12/5/15	-	-	-	-	-	-	-	-	-DNP - Coach's Decision	-	-	-	-	-	-	-	-	-	-	-
Drexel	12/15/15	-	-	-	-	-	-	-	-	-DNP - Coach's Decision	-	-	-	-	-	-	-	-	-	-	-
at Clemson	12/18/15	-	-	-	-	-	-	-	-	-DNP - Coach's Decision	-	-	-	-	-	-	-	-	-	-	-
vs. St. John's	12/22/15	-	-	-	-	-	-	-	-	-DNP - Coach's Decision	-	-	-	-	-	-	-	-	-	-	-
Francis Marion	12/30/15	2	0-0	.000	0-0	.000	0-0	.000	0	0	0	0.0	0	0	0	0	0	0	0	0	0.0
Memphis	1/2/16	-	-	-	-	-	-	-	-	-DNP - Coach's Decision	-	-	-	-	-	-	-	-	-	-	-
at Auburn	1/5/16	-	-	-	-	-	-	-	-	-DNP - Coach's Decision	-	-	-	-	-	-	-	-	-	-	-
Vanderbilt	1/9/16	-	-	-	-	-	-	-	-	-DNP - Coach's Decision	-	-	-	-	-	-	-	-	-	-	-
at Alabama	1/13/16	-	-	-	-	-	-	-	-	-DNP - Coach's Decision	-	-	-	-	-	-	-	-	-	-	-
Missouri	1/16/16	-	-	-	-	-	-	-	-	-	-	-	-	-	-	-	-	-	-	-	-
at Ole Miss	1/19/16	-	-	-	-	-	-	-	-	-	-	-	-	-	-	-	-	-	-	-	-
at Tennessee	1/23/16	-	-	-	-	-	-	-	-	-	-	-	-	-	-	-	-	-	-	-	-
Mississippi State	1/26/16	-	-	-	-	-	-	-	-	-	-	-	-	-	-	-	-	-	-	-	-
Alabama	1/30/16	-	-	-	-	-	-	-	-	-	-	-	-	-	-	-	-	-	-	-	-
at Georgia	2/2/16	-	-	-	-	-	-	-	-	-	-	-	-	-	-	-	-	-	-	-	-
Texas A&M	2/6/16	-	-	-	-	-	-	-	-	-	-	-	-	-	-	-	-	-	-	-	-
LSU	2/10/16	-	-	-	-	-	-	-	-	-	-	-	-	-	-	-	-	-	-	-	-
Kentucky	2/13/16	-	-	-	-	-	-	-	-	-	-	-	-	-	-	-	-	-	-	-	-
at Missouri	2/16/16	-	-	-	-	-	-	-	-	-	-	-	-	-	-	-	-	-	-	-	-
Florida	2/20/16	-	-	-	-	-	-	-	-	-	-	-	-	-	-	-	-	-	-	-	-
Tennessee	2/24/16	-	-	-	-	-	-	-	-	-	-	-	-	-	-	-	-	-	-	-	-
at Mississippi State	2/27/16	-	-	-	-	-	-	-	-	-	-	-	-	-	-	-	-	-	-	-	-
Georgia	3/3/16	-	-	-	-	-	-	-	-	-	-	-	-	-	-	-	-	-	-	-	-
at Arkansas	3/5/16	-	-	-	-	-	-	-	-	-	-	-	-	-	-	-	-	-	-	-	-

CAREER STATISTICS

Season	GP-GS	Min	Avg	FG	FGA	Pct	3FG	3FGA	Pct	FT	FTA	Pct	Off	Def	Tot	Avg	PF	FO	Ast	TO	Blk	Stl	Pts	Avg
2015-16	3-0	5	1.7	0	0	.000	0	0	.000	0	0	.000	0	0	0	0.0	0	0	0	1	0	0	0	0.0

CAREER SEC STATISTICS

Season	GP-GS	Min	Avg	FG	FGA	Pct	3FG	3FGA	Pct	FT	FTA	Pct	Off	Def	Tot	Avg	PF	FO	Ast	TO	Blk	Stl	Pts	Avg
2016	-	-	-	-	-	-	-	-	-	-	-	-	-	-	-	-	-	-	-	-	-	-	-	-



#21 JOHN RAGIN

FRESHMAN | GUARD | 6'2" | 177 | HS
EASTOVER, S.C./CARDINAL NEWMAN

SEASON NOTABLES

- Walk-on from Cardinal Newman High School in Columbia
- Named all-state, all-region, all-conference during his senior season of high school
- Collected two rebounds in exhibition vs. Allen
- Saw his first playing time of the regular season in a win over Western Carolina
- Played down the stretch against USF
- Scored his first collegiate points in the win over Francis Marion
- Made his SEC debut at Alabama

RAGIN'S SEASON HIGHS

Points

2, vs. Francis Marion (Dec. 30, 2015)

Field Goals

1, vs. Francis Marion (Dec. 30, 2015)

Field Goal Attempts

1, 3x, last vs. Francis Marion (Dec. 30, 2015)

3-Point Field Goals

-

3-Point Field Goal Attempts

1, vs. USF (Dec. 5, 2015)

Free Throws

-

Free Throw Attempts

-

Rebounds

1, vs. Western Carolina (Nov. 30, 2015)

Assists

-

Blocks

-

Steals

-

Minutes Played

2, 4x, last at Alabama (Jan. 13, 2016)

2015-16

Opponent	Date	GS	Min	FG-FGA	Pct	3FG-FGA	Pct	FT-FTA	Pct	Off	Def	Tot	Avg	PF	FO	A	TO	Blk	Stl	Pts	Avg
Norfolk State	11/14/15	-	-	-	-	-	-	-	-	-	-	-	-	-	-	-	-	-	-	-	-
Oral Roberts	11/16/15	-	-	-	-	-	-	-	-	-	-	-	-	-	-	-	-	-	-	-	-
vs. DePaul	11/20/15	-	-	-	-	-	-	-	-	-	-	-	-	-	-	-	-	-	-	-	-
vs. Hofstra	11/22/15	-	-	-	-	-	-	-	-	-	-	-	-	-	-	-	-	-	-	-	-
vs. Tulsa	11/23/15	-	-	-	-	-	-	-	-	-	-	-	-	-	-	-	-	-	-	-	-
Lipscomb	11/27/15	-	-	-	-	-	-	-	-	-	-	-	-	-	-	-	-	-	-	-	-
Western Carolina	11/30/15	2	0-1	.000	0-0	.000	0-0	.000	0	1	1	1.0	0	0	0	0	0	0	0	0	0.0
USF	12/5/15	2	0-1	.000	0-1	.000	0-0	.000	0	0	0	0.5	0	0	0	0	0	0	0	0	0.0
Drexel	12/15/15	-	-	-	-	-	-	-	-	-	-	-	-	-	-	-	-	-	-	-	-
at Clemson	12/18/15	-	-	-	-	-	-	-	-	-	-	-	-	-	-	-	-	-	-	-	-
vs. St. John's	12/22/15	-	-	-	-	-	-	-	-	-	-	-	-	-	-	-	-	-	-	-	-
Francis Marion	12/30/15	2	1-1	1.000	0-0	.000	0-0	.000	0	0	0	0.3	0	0	0	0	0	0	0	2	0.7
Memphis	1/2/16	-	-	-	-	-	-	-	-	-	-	-	-	-	-	-	-	-	-	-	-
at Auburn	1/5/16	-	-	-	-	-	-	-	-	-	-	-	-	-	-	-	-	-	-	-	-
Vanderbilt	1/9/16	-	-	-	-	-	-	-	-	-	-	-	-	-	-	-	-	-	-	-	-
at Alabama	1/13/16	2	0-0	.000	0-0	.000	0-0	.000	0	0	0	0.3	0	0	0	0	0	0	0	0	0.5
Missouri	1/16/16	-	-	-	-	-	-	-	-	-	-	-	-	-	-	-	-	-	-	-	-
at Ole Miss	1/19/16	-	-	-	-	-	-	-	-	-	-	-	-	-	-	-	-	-	-	-	-
at Tennessee	1/23/16	-	-	-	-	-	-	-	-	-	-	-	-	-	-	-	-	-	-	-	-
Mississippi State	1/26/16	-	-	-	-	-	-	-	-	-	-	-	-	-	-	-	-	-	-	-	-
Alabama	1/30/16	-	-	-	-	-	-	-	-	-	-	-	-	-	-	-	-	-	-	-	-
at Georgia	2/2/16	-	-	-	-	-	-	-	-	-	-	-	-	-	-	-	-	-	-	-	-
Texas A&M	2/6/16	-	-	-	-	-	-	-	-	-	-	-	-	-	-	-	-	-	-	-	-
LSU	2/10/16	-	-	-	-	-	-	-	-	-	-	-	-	-	-	-	-	-	-	-	-
Kentucky	2/13/16	-	-	-	-	-	-	-	-	-	-	-	-	-	-	-	-	-	-	-	-
at Missouri	2/16/16	-	-	-	-	-	-	-	-	-	-	-	-	-	-	-	-	-	-	-	-
Florida	2/20/16	-	-	-	-	-	-	-	-	-	-	-	-	-	-	-	-	-	-	-	-
Tennessee	2/24/16	-	-	-	-	-	-	-	-	-	-	-	-	-	-	-	-	-	-	-	-
at Mississippi State	2/27/16	-	-	-	-	-	-	-	-	-	-	-	-	-	-	-	-	-	-	-	-
Georgia	3/3/16	-	-	-	-	-	-	-	-	-	-	-	-	-	-	-	-	-	-	-	-
at Arkansas	3/5/16	-	-	-	-	-	-	-	-	-	-	-	-	-	-	-	-	-	-	-	-

CAREER STATISTICS

Season	GP-GS	Min	Avg	FG	FGA	Pct	3FG	3FGA	Pct	FT	FIA	Pct	Off	Def	Tot	Avg	PF	FO	Ast	TO	Blk	Stl	Pts	Avg
2015-16	4-0	8	2.0	1	3	.333	0	1	.000	0	0	.000	0	1	1	0.3	0	0	0	0	0	0	2	0.5

CAREER SEC STATISTICS

Season	GP-GS	Min	Avg	FG	FGA	Pct	3FG	3FGA	Pct	FT	FIA	Pct	Off	Def	Tot	Avg	PF	FO	Ast	TO	Blk	Stl	Pts	Avg
2016	1-0	2	2.0	0	0	.000	0	0	.000	0	0	.000	0	0	0	0.0	0	0	0	0	0	0	0	0.0



#30 CHRIS SILVA

FRESHMAN | FORWARD | 6'9" | 220 | HS

LIBREVILLE, GABON/ROSELLE (N.J.)

SEASON NOTABLES

- Has only been playing organized basketball for a few years
- Native of Gabon, who played high school basketball in the United States
- Extremely athletic
- A four-star prospect by several outlets, including ESPN.com
- Earned the start in exhibition win vs. Allen, scoring seven points and pulling down 10 rebounds
- Scored 12 points and pulled down a game high nine rebounds, including five on the offensive glass, in first-career game vs. Norfolk State
- Scored four points, with one block and two rebounds vs. DePaul
- Scored 7 points with a 5-of-6 effort from the foul line in win vs. Hofstra
- Matched season high with 12 points off the bench vs. Lipscomb, also pulling down a team best seven rebounds and blocking two shots
- Pulled down 11 rebounds against Western Carolina, coming just one point shy of his first career double-double
- Blocked a season-high three shots and added four rebounds in 16 minutes against USF
- Played a season-high 30 minutes vs. Drexel, with a pair of highlight-reel blocks, nine points and seven rebounds
- Scored a season-high 13 points with six rebounds and three blocks in 19 minutes of action vs. Francis Marion
- Scored six points with seven rebounds in just 13 minutes of playing time against Memphis

SILVA'S SEASON HIGHS

Points

13, vs. Francis Marion (Dec. 30, 2015)

Field Goals

5, vs. Francis Marion (Dec. 30, 2015)

Field Goal Attempts

8, vs. Memphis (Jan. 2, 2016)

3-Point Field Goals

-

3-Point Field Goal Attempts

-

Free Throws

8, vs. Norfolk State (Nov. 14, 2015)

Free Throw Attempts

12, vs. Norfolk State (Nov. 14, 2015)

Rebounds

11, vs. Western Carolina (Nov. 30, 2015)

Assists

1, 3x, last vs. Francis Marion (Dec. 30, 2015)

Blocks

3, twice, last vs. Francis Marion (Dec. 30, 2015)

Steals

2, twice, last vs. Francis Marion (Dec. 30, 2015)

Minutes Played

30, vs. Drexel (Dec. 15, 2015)

2015-16

Opponent	Date	GS	Min	FG-FGA	Pct	3FG-FGA	Pct	FT-FTA	Pct	Off	Def	Tot	Avg	PF	FO	A	TO	Blk	Stl	Pts	Avg
Norfolk State	11/14/15		24	2-5	.400	0-0	.000	8-12	.667	5	4	9	9.0	3	0	0	3	2	1	12	12.0
Oral Roberts	11/16/15		6	1-2	.500	0-0	.000	0-2	.000	1	2	3	6.0	4	0	0	0	0	0	2	7.0
vs. DePaul	11/20/15		10	1-3	.333	0-0	.000	2-4	.500	0	2	2	4.7	4	0	0	1	1	0	4	6.0
vs. Hofstra	11/22/15		11	1-5	.200	0-0	.000	5-6	.833	3	0	3	4.3	2	0	0	2	0	0	7	6.3
vs. Tulsa	11/23/15		6	0-2	.000	0-0	.000	0-0	.000	0	1	1	3.6	3	0	0	2	0	0	0	5.0
Lipscomb	11/27/15		18	3-4	.750	0-0	.000	6-8	.750	2	5	7	4.2	1	0	1	2	2	0	12	6.2
Western Carolina	11/30/15		15	2-3	.667	0-0	.000	5-10	.500	4	7	11	5.1	2	0	0	1	2	0	9	6.6
USF	12/5/15		16	1-5	.200	0-0	.000	2-4	.500	2	2	4	5.0	4	0	0	0	3	0	4	6.3
Drexel	12/15/15		30	3-5	.600	0-0	.000	3-4	.750	2	5	7	5.2	3	0	1	3	2	2	9	6.6
at Clemson	12/18/15		6	0-0	.000	0-0	.000	0-0	.000	0	1	1	4.8	2	0	0	2	0	1	0	5.9
vs. St. John's	12/22/15		10	1-4	.250	0-0	.000	0-0	.000	2	3	5	4.8	3	0	0	0	0	0	4	5.7
Francis Marion	12/30/15		19	5-7	.714	0-0	.000	3-3	1.000	3	3	6	4.9	5	1	1	2	3	2	13	6.3
Memphis	1/2/16		13	1-8	.125	0-0	.000	4-7	.571	4	3	7	5.1	3	0	0	0	0	0	6	6.3
at Auburn	1/5/16		15	1-2	.500	0-0	.000	0-0	.000	0	3	3	4.9	4	0	0	1	0	0	2	6.0
Vanderbilt	1/9/16		9	0-0	.000	0-0	.000	0-0	.000	0	4	4	4.9	4	0	0	0	0	0	0	5.6
at Alabama	1/13/16		8	0-0	.000	0-0	.000	1-5	.200	1	1	2	4.8	3	0	0	1	1	0	1	5.3
Missouri	1/16/16																				
at Ole Miss	1/19/16																				
at Tennessee	1/23/16																				
Mississippi State	1/26/16																				
Alabama	1/30/16																				
at Georgia	2/2/16																				
Texas A&M	2/6/16																				
LSU	2/10/16																				
Kentucky	2/13/16																				
at Missouri	2/16/16																				
Florida	2/20/16																				
Tennessee	2/24/16																				
at Mississippi State	2/27/16																				
Georgia	3/3/16																				
at Arkansas	3/5/16																				

CAREER STATISTICS

Season	GP-GS	Min	Avg	FG	FGA	Pct	3FG	3FGA	Pct	FT	FTA	Pct	Off	Def	Tot	Avg	PF	FO	Ast	TO	Blk	Stl	Pts	Avg
2015-16	16-0	216	13.5	22	55	.400	0	0	.000	41	68	.603	29	47	76	4.8	50	1	3	20	16	6	85	5.3

CAREER SEC STATISTICS

Season	GP-GS	Min	Avg	FG	FGA	Pct	3FG	3FGA	Pct	FT	FTA	Pct	Off	Def	Tot	Avg	PF	FO	Ast	TO	Blk	Stl	Pts	Avg
2016	3-0	32	10.7	1	2	.500	0	0	.000	1	5	.200	1	9	10	3.3	11	0	0	2	1	0	3	1.0

THE LAST TIME IN SOUTH CAROLINA BASKETBALL...

AN INDIVIDUAL ...

Scored 20 or more points:	South Carolina: Duane Notice (22), at Auburn, Jan. 5, 2016, in Auburn, Ala. Opponent: Riley Norris (27), Alabama, Jan. 13, 2016, in Tuscaloosa, Ala.
Scored 30 or more points:	South Carolina: Brenton Williams (32) at Missouri, Jan. 25, 2014 in Columbia, Mo. Opponent: Obi Emegano (31), Oral Roberts, Nov. 16, 2015 in Columbia, S.C.
Scored 35 or more points:	South Carolina: Brenton Williams (38) vs. Miss. State, March 6, 2013 in Columbia, S.C. Opponent: Michael Frazier II (37), Florida, March 4, 2014 in Columbia, S.C.
Scored 40 or more points:	South Carolina: N/A thru 1992-93 season Opponent: Austin Carr (43), Notre Dame, Dec. 30, 1969 in New Orleans, La.
Collected 20 or more rebounds:	South Carolina: Emmett Hall (23), vs. College of Charleston, Dec. 22, 1993 in Columbia, S.C. Opponent: Ekpe Udoh (20), Baylor, Jan. 2, 2010 in Columbia, S.C.
Collected 15 or more rebounds:	South Carolina: Lakeem Jackson (15), vs. UALR, Nov. 25, 2012 in Puerto Vallarta, Mexico Opponent: Trey James (15), Coker, Dec. 21, 2014 in Columbia, S.C.
Made 12 or more field goals:	South Carolina: Devan Downey (12) vs. Georgia, Jan. 30, 2010 in Columbia, S.C. Opponent: Michael Frazier II (12), Florida, March 4, 2014 in Columbia, S.C.
Made 10 or more field goals:	South Carolina: Duane Notice (10), at Marshall Dec. 1, 2014 in Huntington, W.Va. Opponent: Tyler Harris (10), Auburn, Jan. 5, 2016, in Auburn, Ala.
Attempted 20 or more field goals:	South Carolina: Sindarius Thornwell (24), vs. Charlotte Nov. 21, 2014 in Charleston, S.C. Opponent: Michael Frazier II (21), Florida, March 4, 2014 in Columbia, S.C.
Attempted 25 or more field goals:	South Carolina: Devan Downey, 25, at Kentucky, Feb. 25, 2010 in Lexington, Ky. Opponent: Kemmy Burgess (Alaska-Anchorage), 26, Nov. 24, 2005 in Anchorage, Alaska
Dished 10 or more assists:	South Carolina: Devan Downey, 11, vs. LSU, March 13, 2008 in Atlanta, Ga. Opponent: 11, Dee Bost, Mississippi State, Feb. 29, 2012 in Columbia, S.C.
Swiped 5 or more steals:	South Carolina: PJ Dozier, 5 vs. Francis Marion, Dec. 30, 2015 in Columbia, S.C. Opponent: 5, Allen Payne, Auburn, Feb. 26, 2014 in Auburn, Ala.
Blocked 5 or more shots:	South Carolina: Damontre Harris, 5, vs. Georgia, Feb. 15, 2012 in Columbia, S.C. Opponent: Avry Holmes (5), Clemson, Dec. 18, 2015 in Greenville, S.C.
Made 5 or more 3-point field goals:	South Carolina: Sindarius Thornwell (5), at Auburn, Jan. 5, 2016, in Auburn, Ala. Opponent: Riley Norris (8), Alabama, Jan. 13, 2016, in Tuscaloosa, Ala.
Attempted 8 or more 3-point field goals:	South Carolina: Sindarius Thornwell (8), at Auburn, Jan. 5, 2016, in Auburn, Ala. Opponent: Riley Norris (11), Alabama, Jan. 13, 2016, in Tuscaloosa, Ala.
Made 10 or more free throws:	South Carolina: Duane Notice (12), vs. Memphis, Jan. 2, 2016 in Columbia, S.C. Opponent: Ricky Tarrant, Jr. (12), Memphis, Jan. 2, 2016 in Columbia, S.C.
Attempted 15 or more free throws:	South Carolina: PJ Dozier (16), vs. Drexel, Dec. 16, 2015, in Columbia, S.C. Opponent: Shaquille Harrison (16), Tulsa, Nov. 23, 2015 in St. Thomas, USVI
Played all 40 minutes of regulation:	South Carolina: Duane Notice, vs. Texas A&M, Feb. 21, 2015 in Columbia, S.C. Opponent: Frank Sullivan, Auburn, Jan. 12, 2013 in Columbia, S.C.
A player hit a last-second shot (within 3 seconds) to win a game:	South Carolina: Tyrone Johnson (Free Throws) vs. Ole Miss, March 12, in Nashville, Tenn. Opponent: Brian Bryant, Mississippi State, Feb. 29, 2012 in Columbia, S.C.
A player had a double-double:	South Carolina: Michael Carrera (14 points, 10 rebounds), at Alabama, Jan. 13, 2016, in Tuscaloosa, Ala. Opponent: Jaron Blossomgame (17 points, 11 rebounds), Clemson, Dec. 18, 2015 in Greenville, S.C.
Two or more players had a double-double:	S. Carolina: Michael Carrera (23 points, 10 rebounds) and Lakeem Jackson (11 points, 11 rebounds) at LSU, Jan. 16, 2013 in Baton Rouge, La. Opponent: Alex Oriakhi (18 points, 11 rebounds), Earnest Ross (21 points, 10 rebounds) Missouri, Jan. 22, 2013 in Columbia, Mo.
A player had a triple-double:	South Carolina: Sam Muldrow (16 points, 14 rebounds, 10 blocks) vs. Vanderbilt, Jan. 8, 2011 in Columbia, S.C. <i>*** Only second triple-double in South Carolina history (Chuck Eidson (25 points, 10 rebounds, 10 assists) vs. SC State, Nov. 29, 2002 in Columbia, S.C.</i> Opponent: Daniel Hackett (Southern California - 22 points, 10 rebounds, 10 assists), Nov. 17, 2007 in Columbia, S.C.
Scored 30 or more points in back-to-back games:	South Carolina: Devan Downey, 30 vs. Kentucky, Jan. 26, 2010 in Columbia, S.C. 33 vs. Georgia, Jan. 30, 2010, in Columbia, S.C.
Scored 25 or more points in back-to-back games:	South Carolina: Devan Downey, 33 vs. Georgia, Jan. 30, 2010, in Columbia, S.C. 26 at Tennessee, Feb. 6, 2010 in Knoxville, Tenn.

A TEAM ...

Scored 100 or more points:	South Carolina: 103 vs. The Citadel, Nov. 12, 2007 in Columbia, S.C. Opponent: 107, Vanderbilt, Feb. 17, 1996 in Nashville, Tenn.
Scored 50 points or less:	South Carolina: 46, vs. Florida, March 4, 2014 in Columbia S.C. Opponent: 50, Georgia, Jan. 31, 2015 in Athens, Ga.
Scored 50 points in a half:	South Carolina: 53 (1st half), vs. USF, Dec. 5, 2015 in Columbia, S.C. Opponent: 52 (2nd half) vs. Georgia Jan. 22, 2014 in Athens, Ga.
Failed to score 25 points in a half:	South Carolina: 22 (1st Half), at Alabama, Jan. 13, 2016, in Tuscaloosa, Ala. Opponent: 20 (1st half), Francis Marion, Dec. 30, 2015 in Columbia, S.C.

Collected 50 or more rebounds:	South Carolina: 53, vs. Memphis, Jan. 2, 2015 in Columbia, S.C. Opponent: 52, WKU, Nov. 27, 2010 in Bowling Green, Ky.
Shot 60% or better from the field:	South Carolina: 60.8% (31-51) at Western Carolina, Nov. 18, 2005 in Cullowhee, N.C. Opponent: 69.6% (32-46) Missouri, Feb. 28, 2013 in Columbia, S.C.
Shot 50% or better from the field:	South Carolina: 50.0% (25-50), at Auburn, Jan. 5, 2016, in Auburn, Ala. Opponent: 50.9% (28-55), Hofstra, Nov. 22, 2015 in St. Thomas, USVI
Shot less than 30% from the field:	South Carolina: 27.1% (16-59), vs. Texas A&M, Feb. 21, 2015 in Columbia, S.C. Opponent: 28.4% (19-67), Western Carolina, Nov. 30, 2015, in Columbia, S.C.
Shot 50% or better from 3-point range (at least 10 attempts):	South Carolina: 50.0% (6-12), vs. Drexel, Dec, 16, 2015, in Columbia, S.C. Opponent 50.0% (17-34), Hofstra, Nov. 22, 2015 in St. Thomas, USVI
Shot 20% or less from 3-point range (at least 10 attempts):	South Carolina: 16.7% (3-18), at Alabama, Jan. 13, 2016, in Tuscaloosa, Ala. Opponent: 13.3% (2-15), USF, Dec. 5, 2015 in Columbia, S.C.
Dished 20 or more assists:	South Carolina: 24, vs. Lipscomb, Nov. 27, 2015, in Columbia, S.C. Opponent: 21, Georgia, Jan. 22, 2014 in Athens, Ga.
Made 35 or more shots:	South Carolina: 37, vs. Hofstra, Nov. 22, 2015 in St. Thomas, USVI Opponent: 35, vs. Tennessee, March 5, 2009 in Columbia, S.C.
Attempted 80 or more shots:	South Carolina: 83 vs. WKU Nov. 27, 2010 in Bowling Green, Ky. Opponent: 83, LSU, Feb. 10, 1996 in Columbia, S.C.
Attempted 70 or more shots:	South Carolina: 72, vs. Providence, Dec. 1, 2011 in Columbia, S.C. Opponent: 71, Arkansas, Feb. 3, 2015 in Fayetteville, Ark.
Made 10 or more 3-pointers:	South Carolina: 11 vs. Auburn, March 12, 2014 in Atlanta, Ga. Opponent: 13, Alabama, Jan. 13, 2016, in Tuscaloosa, Ala.
Did not make a 3-pointer:	South Carolina: vs. Milwaukee, Nov. 11, 2012 in Columbia, S.C. Opponent: Miss. State, Jan. 9, 2013 in Starkville, Miss.
Attempted 30 or more 3-pointers:	South Carolina: 31 vs. Alabama, Jan. 25, 2012 in Columbia, S.C. Opponent: 30, Auburn, Jan. 5, 2016, in Auburn, Ala.
Attempted 25 or more 3-pointers:	South Carolina: 26 vs. Texas A&M, Feb. 21, 2015 in Columbia, S.C. Opponent: 28, Alabama, Jan. 13, 2016, in Tuscaloosa, Ala.
Made 30 or more free throws:	South Carolina: 46 vs. Memphis, Jan. 2, 2015 in Columbia, S.C. Opponent: 30, Memphis, Jan. 2, 2015 in Columbia, S.C.
Attempted 40 or more free throws:	South Carolina: 63, Memphis, Jan. 2, 2015 in Columbia, S.C. Opponent: 42, Kentucky, March 1, 2014 in Columbia, S.C.
Swiped 15 or more steals:	South Carolina: 15 vs. Vanderbilt, Jan. 16, 2010 in Columbia, S.C. Opponent: 17, Florida, March 4, 2014 in Columbia, S.C.
Blocked 12 or more shots:	South Carolina: 12, vs. Vanderbilt, Jan. 8, 2011 in Columbia, S.C. Opponent: 13, LSU, Jan. 28, 2015 in Baton Rouge, La.
Blocked 8 or more shots:	South Carolina: 8, vs. Francis Marion, Dec. 30, 2015 in Columbia, S.C. Opponent: 9, Memphis, Jan. 2, 2015 in Columbia, S.C.
Won by 30 or more points:	South Carolina: 37, vs. North Carolina A&T, Dec. 30, 2014 in Columbia, S.C. Opponent: 34, Kentucky, Feb. 14, 2015 in Lexington, Ky.
Won by 20 or more points:	South Carolina: 22, vs. Francis Marion, Dec. 30, 2015 in Columbia, S.C. Opponent: 23, Alabama, Jan. 13, 2016, in Tuscaloosa, Ala.
Played a single overtime game:	Win: 82-73 at LSU, Jan. 16, 2013 in Baton Rouge, La. Loss: 62-54 at Georgia, Feb. 23, 2013 in Athens, Ga.
Played a double overtime game:	Win: 87-85 vs. WKU, Nov. 27, 2010 in Bowling Green, Ky. Loss: 98-88 vs. Louisville, Feb. 20, 1988 in Columbia, S.C.
South Carolina played a No. 1 Team in the country:	Win: 68-62 vs. Kentucky, Jan. 26, 2010 in Columbia, S.C. Loss: 77-43 loss at Kentucky, Feb. 14, 2015 in Lexington, Ky.
South Carolina played a top-5 opponent:	Win: 68-62 vs. No. 1/1 Kentucky, Jan. 26, 2010 in Columbia, S.C. Loss: 75-36 loss to No. 4/4 Florida, Jan. 30, 2013 in Gainesville, Fla.
South Carolina played a top-10 opponent:	Win: 64-60 vs. No. 9/9 Iowa State, Jan. 3, 2015 in Brooklyn, N.Y. Loss: 58-43 loss vs. Kentucky, Jan. 24, 2015 in Columbia, S.C.
South Carolina played a top-25 opponent:	Win: 64-60 vs. No. 9/9 Iowa State, Jan. 3, 2015 in Brooklyn, N.Y. Loss: 78-74 loss vs. No. 18/18 Arkansas, March 5, 2015 in Columbia, S.C.
South Carolina defeated a ranked opponent:	Home: Win: 72-67 win over No. 17/15 Kentucky, March 1, 2014 in Columbia, S.C. Away: 77-73 at No. 13/19 Vanderbilt, March 6, 2010 in Nashville, Tenn. Neutral: 64-60 vs. No. 9/9 Iowa State, Jan. 3, 2015 in Brooklyn, N.Y. SEC Home: Win: 72-67 win over No. 17/15 Kentucky, March 1, 2014 in Columbia, S.C. SEC Away: 77-73 at No. 13/19 Vanderbilt, March 6, 2010 in Nashville, Tenn. Non-conference away: 85-84 at No. 19/20 Baylor, Jan. 2, 2009 in Waco, Texas
A South Carolina win opened the season:	Home: 81-56, vs. Norfolk State, Nov. 14, 2015 in Columbia, S.C. Away: 81-63 win at Western Carolina, Nov. 12, 2005 in Cullowhee, N.C.
South Carolina opened SEC play:	Neutral: 74-61 win vs. Chaminade, Nov. 19, 2001 in Maui, Hawaii (Maui Invite) Home: 72-68 loss vs. Florida, Jan. 7, 2015 in Gainesville, Fla. Away: 81-69 win at Auburn, Jan. 5, 2016, in Auburn, Ala.



South Carolina Basketball
 South Carolina Combined Team Statistics (as of Jan 13, 2016)
 All games

RECORD:	OVERALL	HOME	AWAY	NEUTRAL
ALL GAMES	15-1	9-0	2-1	4-0
CONFERENCE	2-1	1-0	1-1	0-0
NON-CONFERENCE	13-0	8-0	1-0	4-0

##	Player	gp-gs	min	avg	Total		3-Point		F-Throw		Rebounds				pf	dq	a	to	blk	stl	pts	avg		
					fg-fga	fg%	3fg-fga	3fg%	ft-fa	ft%	off	def	tot	avg										
00	THORNWELL, Sindari	16-16	490	30.6	54-148	.365	19-63	.302	64-83	.771	17	63	80	5.0	28	0	57	33	4	25	191	11.9		
24	CARRERA, Michael	16-16	399	24.9	63-129	.488	24-48	.500	41-54	.759	27	77	104	6.5	48	1	23	29	13	16	191	11.9		
10	NOTICE, Duane	16-0	385	24.1	55-143	.385	29-71	.408	47-57	.825	8	26	34	2.1	18	0	32	15	1	14	186	11.6		
25	KACINAS, Mindaugas	16-16	476	29.8	69-127	.543	8-30	.267	36-57	.632	33	53	86	5.4	29	0	16	20	7	8	182	11.4		
14	CHATKEVICIUS, L.	16-16	341	21.3	67-121	.554	5-16	.313	29-43	.674	32	40	72	4.5	40	0	12	31	17	10	168	10.5		
15	DOZIER, PJ	16-16	314	19.6	46-117	.393	7-24	.292	19-37	.514	13	42	55	3.4	39	1	29	40	7	21	118	7.4		
30	SILVA, Chris	16-0	216	13.5	22-55	.400	0-0	.000	41-68	.603	29	47	76	4.8	50	1	3	20	16	6	85	5.3		
01	STROMAN, Marcus	15-0	255	17.0	8-28	.286	3-6	.500	26-36	.722	7	25	32	2.1	21	0	23	16	4	11	45	3.0		
04	GREGORY, Jamall	8-0	40	5.0	7-12	.583	2-5	.400	3-7	.429	2	5	7	0.9	5	0	5	2	0	2	19	2.4		
02	DOBY, Raymond	7-0	22	3.1	4-8	.500	0-0	.000	4-8	.500	3	2	5	0.7	4	0	0	2	1	0	12	1.7		
23	COBB, Eric	15-0	119	7.9	12-18	.667	0-0	.000	0-10	.000	11	26	37	2.5	20	0	3	11	2	1	24	1.6		
20	MCKIE, Justin	14-0	101	7.2	7-25	.280	2-11	.182	4-6	.667	3	10	13	0.9	9	0	15	1	1	1	20	1.4		
05	BLANTON, TeMarcus	7-0	29	4.1	2-7	.286	2-4	.500	4-4	1.000	2	3	5	0.7	4	0	2	1	0	2	10	1.4		
21	RAGIN, John	4-0	8	2.0	1-3	.333	0-1	.000	0-0	.000	0	1	1	0.3	0	0	0	0	0	1	2	0.5		
31	HOLLIMAN, Jarrell	3-0	5	1.7	0-0	.000	0-0	.000	0-0	.000	0	0	0	0.0	0	0	0	1	0	0	0	0.0		
Team											32	32	64											
Total.....		16	3200		417-941	.443	101-279	.362	318-470	.677	219	452	671	41.9	315	3	220	228	73	118	1253	78.3		
Opponents.....		16	3200		351-925	.379	130-378	.344	228-344	.663	170	354	524	32.8	393	24	179	255	63	94	1060	66.2		

TEAM STATISTICS	SC	OPP	Date	Opponent	Score	Att.
SCORING	1253	1060	% 11/14/15	NORFOLK STATE	w 84-69	10623
Points per game	78.3	66.2	11/16/15	ORAL ROBERTS	w 84-66	9640
Scoring margin	+12.1	-	! 11/20/15	vs DePaul	w 76-61	1601
FIELD GOALS-ATT	417-941	351-925	! 11/22/15	vs Hofstra	w 94-84	1715
Field goal pct	.443	.379	! 11/23/15	vs Tulsa	w 83-75	2002
3 POINT FG-ATT	101-279	130-378	11/27/15	LIPSCOMB	w 92-76	8793
3-point FG pct	.362	.344	11/30/15	WESTERN CAROLINA	w 76-53	8957
3-pt FG made per game	6.3	8.1	12/5/15	USF	w 81-63	10721
FREE THROWS-ATT	318-470	228-344	12/15/15	DREXEL	w 79-54	8481
Free throw pct	.677	.663	12/18/15	at Clemson	w 65-59	14446
F-Throws made per game	19.9	14.3	12/22/15	vs St. John's	w 75-61	2355
REBOUNDS	671	524	12/30/15	FRANCIS MARION	w 78-56	10401
Rebounds per game	41.9	32.8	1/2/16	MEMPHIS	w 86-76	13035
Rebounding margin	+9.2	-	* 01/05/16	at Auburn	w 81-69	7556
ASSISTS	220	179	* 1/9/16	VANDERBILT	w 69-65	15055
Assists per game	13.8	11.2	* 1/13/16	at Alabama	L 50-73	12443
TURNOVERS	228	255	* = Conference game			
Turnovers per game	14.3	15.9	% - Paradise Jam (Columbia, S.C.)			
Turnover margin	+1.7	-	! - Paradise Jam (St. Thomas, USVI)			
Assist/turnover ratio	1.0	0.7				
STEALS	118	94				
Steals per game	7.4	5.9				
BLOCKS	73	63				
Blocks per game	4.6	3.9				
ATTENDANCE	95706	42118				
Home games-Avg/Game	9-10634	3-11482				
Neutral site-Avg/Game	-	4-1918				

Score by Periods	1st	2nd	Totals
South Carolina	628	625	1253
Opponents	502	558	1060



South Carolina Basketball
South Carolina Combined Team Statistics (as of Jan 13, 2016)
Conference games

RECORD:	OVERALL	HOME	AWAY	NEUTRAL
ALL GAMES	2-1	1-0	1-1	0-0
CONFERENCE	2-1	1-0	1-1	0-0
NON-CONFERENCE	0-0	0-0	0-0	0-0

##	Player	gp-gs	min	avg	Total		3-Point		F-Throw		Rebounds				pf	dq	a	to	blk	stl	pts	avg
					fg-fga	fg%	3fg-fga	3fg%	ft-fa	ft%	off	def	tot	avg								
00	THORNWELL, Sindari	3-3	102	34.0	13-30	.433	5-14	.357	12-15	.800	3	9	12	4.0	4	0	9	7	1	5	43	14.3
24	CARRERA, Michael	3-3	76	25.3	10-24	.417	3-11	.273	7-11	.636	4	21	25	8.3	10	1	2	8	2	3	30	10.0
14	CHATKEVICIUS, L.	3-3	68	22.7	12-23	.522	0-5	.000	3-5	.600	9	8	17	5.7	6	0	1	10	1	2	27	9.0
10	NOTICE, Duane	3-0	85	28.3	8-25	.320	5-14	.357	6-7	.857	1	5	6	2.0	2	0	9	3	0	1	27	9.0
25	KACINAS, Mindaugas	3-3	94	31.3	9-22	.409	0-5	.000	8-14	.571	5	6	11	3.7	5	0	2	5	0	1	26	8.7
04	GREGORY, Jamall	1-0	9	9.0	3-3	1.000	1-1	1.000	1-3	.333	0	0	0	0.0	2	0	1	0	0	0	8	8.0
01	STROMAN, Marcus	3-0	60	20.0	3-8	.375	1-1	1.000	10-12	.833	1	4	5	1.7	7	0	3	1	1	2	17	5.7
15	DOZIER, PJ	3-3	51	17.0	6-19	.316	0-3	.000	1-2	.500	3	5	8	2.7	8	1	5	13	0	1	13	4.3
02	DOBY, Raymond	1-0	4	4.0	2-2	1.000	0-0	.000	0-0	.000	0	0	0	0.0	0	0	0	0	0	0	4	4.0
23	COBB, Eric	2-0	7	3.5	1-2	.500	0-0	.000	0-0	.000	1	4	5	2.5	0	0	0	0	0	0	2	1.0
30	SILVA, Chris	3-0	32	10.7	1-2	.500	0-0	.000	1-5	.200	1	9	10	3.3	11	0	0	2	1	0	3	1.0
21	RAGIN, John	1-0	2	2.0	0-0	.000	0-0	.000	0-0	.000	0	0	0	0.0	0	0	0	0	0	1	0	0.0
20	MCKIE, Justin	2-0	10	5.0	0-0	.000	0-0	.000	0-0	.000	0	2	2	1.0	0	0	3	0	0	0	0	0.0
Team											6	4	10				1					
Total.....		3	600		68-160	.425	15-54	.278	49-74	.662	34	77	111	37.0	55	2	35	50	6	16	200	66.7
Opponents.....		3	600		68-166	.410	30-82	.366	41-63	.651	33	68	101	33.7	64	5	38	49	11	20	207	69.0

TEAM STATISTICS	SC	OPP	Date	Opponent	Score	Att.
SCORING	200	207	* 01/05/16	at Auburn	w 81-69	7556
Points per game	66.7	69.0	* 1/9/16	VANDERBILT	w 69-65	15055
Scoring margin	-2.3	-	* 1/13/16	at Alabama	L 50-73	12443
FIELD GOALS-ATT	68-160	68-166	* = Conference game			
Field goal pct	.425	.410	% - Paradise Jam (Columbia, S.C.)			
3 POINT FG-ATT	15-54	30-82	! - Paradise Jam (St. Thomas, USVI)			
3-point FG pct	.278	.366				
3-pt FG made per game	5.0	10.0				
FREE THROWS-ATT	49-74	41-63				
Free throw pct	.662	.651				
F-Throws made per game	16.3	13.7				
REBOUNDS	111	101				
Rebounds per game	37.0	33.7				
Rebounding margin	+3.3	-				
ASSISTS	35	38				
Assists per game	11.7	12.7				
TURNOVERS	50	49				
Turnovers per game	16.7	16.3				
Turnover margin	-0.3	-				
Assist/turnover ratio	0.7	0.8				
STEALS	16	20				
Steals per game	5.3	6.7				
BLOCKS	6	11				
Blocks per game	2.0	3.7				
ATTENDANCE	15055	19999				
Home games-Avg/Game	1-15055	2-10000				
Neutral site-Avg/Game	-	0-0				

Score by Periods	1st	2nd	Totals
South Carolina	100	100	200
Opponents	103	104	207



South Carolina Basketball
 South Carolina Team Game-by-Game Comparison (as of Jan 15, 2016)
 All games

Opponent	1st	2nd	Score	Mar	Total FG	FG Pct	3-Pointers	3FG Pct	Free Throws	FT Pct	Rebounds	Assist	T/Over	Block	Steal	Fouls
NORFOLK STATE	40/34	44/35	84-69	+15	23-59/19-56	.390/.339	9-22/11-28	.409/.393	29-42/20-23	.690/.870	46/35 +11	15/12	13/18	4/3	9/7	19/35
ORAL ROBERTS	33/30	51/36	84-66	+18	29-73/22-51	.397/.431	7-21/4-14	.333/.286	19-27/18-23	.704/.783	44/28 +16	14/7	6/13	4/5	5/3	22/23
DePaul	37/28	39/33	76-61	+15	24-60/19-52	.400/.365	5-13/3-14	.385/.214	23-34/20-31	.676/.645	43/33 +10	11/9	12/15	4/2	5/4	27/27
Hofstra	46/39	48/45	94-84	+10	37-68/28-55	.544/.509	5-9/17-34	.556/.500	15-23/11-17	.652/.647	41/23 +18	16/16	9/14	5/2	4/2	18/21
Tulsa	38/29	45/46	83-75	+8	27-54/24-54	.500/.444	7-14/5-16	.500/.313	22-28/22-31	.786/.710	34/31 +3	12/9	13/15	2/0	7/4	25/25
LIPSCOMB	51/40	41/36	92-76	+16	34-66/27-68	.515/.397	5-19/13-35	.263/.371	19-27/9-14	.704/.643	43/29 +14	24/18	17/18	7/3	12/8	19/24
WESTERN CAROLINA	37/28	39/25	76-53	+23	26-63/19-67	.413/.284	8-18/11-32	.444/.344	16-25/4-4	.640/1000	51/36 +15	14/13	19/20	7/3	10/10	12/17
USF	53/22	28/41	81-63	+18	29-61/24-68	.475/.353	7-21/2-15	.333/.133	16-25/13-22	.640/.591	32/46 (14)	14/9	12/19	6/6	12/8	15/20
DREXEL	32/28	47/26	79-54	+25	25-46/19-55	.543/.345	6-12/7-17	.500/.412	23-39/9-19	.590/.474	41/22 +19	14/11	15/13	9/2	6/3	19/28
Clemson	41/25	24/34	65-59	+6	23-53/23-63	.434/.365	8-19/8-26	.421/.308	11-14/5-9	.786/.556	42/34 +8	12/11	16/10	3/8	3/2	16/20
St. John's	40/34	35/27	75-61	+14	27-57/22-49	.474/.449	7-13/5-20	.538/.250	14-19/12-27	.737/.444	43/26 +17	14/11	17/14	1/5	9/6	23/19
FRANCIS MARION	38/20	40/36	78-56	+22	27-64/18-60	.422/.300	8-27/6-23	.296/.261	16-30/14-25	.533/.560	47/42 +5	16/7	16/22	8/4	13/10	18/29
MEMPHIS	42/42	44/34	86-76	+10	18-57/19-61	.316/.311	4-17/8-22	.235/.364	46-63/30-36	.730/.833	53/38 +15	9/8	13/15	7/9	7/7	27/41
Auburn	43/30	38/39	81-69	+12	25-50/24-54	.500/.444	9-23/12-30	.391/.400	22-28/9-13	.786/.692	34/27 +7	15/12	19/21	0/1	9/7	13/19
VANDERBILT	35/38	34/27	69-65	+4	24-57/20-61	.421/.328	3-13/5-24	.231/.208	18-29/20-29	.621/.690	44/36 +8	11/10	13/11	3/7	3/5	23/25
Alabama	22/35	28/38	50-73	(23)	19-53/24-51	.358/.471	3-18/13-28	.167/.464	9-17/12-21	.529/.571	33/38 (5)	9/16	18/17	3/3	4/8	19/20

Note: Game totals are displayed in the format TEAM/OPPONENT for each category



South Carolina Basketball
 South Carolina Category Leaders (as of Jan 15, 2016)
 All games

Points	G	Pts	Pts/G
THORNWELL, Sindarius	16	191	11.9
CARRERA, Michael	16	191	11.9
NOTICE, Duane	16	186	11.6
KACINAS, Mindaugas	16	182	11.4
CHATKEVICIUS, L.	16	168	10.5
DOZIER, PJ	16	118	7.4
SILVA, Chris	16	85	5.3
STROMAN, Marcus	15	45	3.0
COBB, Eric	15	24	1.6
MCKIE, Justin	14	20	1.4
GREGORY, Jamall	8	19	2.4
DOBY, Raymond	7	12	1.7

Scoring Average	G	Pts	Avg/G
THORNWELL, Sindarius	16	191	11.9
CARRERA, Michael	16	191	11.9
NOTICE, Duane	16	186	11.6
KACINAS, Mindaugas	16	182	11.4
CHATKEVICIUS, L.	16	168	10.5
DOZIER, PJ	16	118	7.4
SILVA, Chris	16	85	5.3
STROMAN, Marcus	15	45	3.0
GREGORY, Jamall	8	19	2.4
DOBY, Raymond	7	12	1.7
COBB, Eric	15	24	1.6
MCKIE, Justin	14	20	1.4
BLANTON, TeMarcus	7	10	1.4

FG Percentage	FG	Att	Pct
COBB, Eric	12	18	.667
GREGORY, Jamall	7	12	.583
CHATKEVICIUS, L.	67	121	.554
KACINAS, Mindaugas	69	127	.543
DOBY, Raymond	4	8	.500
CARRERA, Michael	63	129	.488
SILVA, Chris	22	55	.400
DOZIER, PJ	46	117	.393
NOTICE, Duane	55	143	.385
THORNWELL, Sindarius	54	148	.365
RAGIN, John	1	3	.333
BLANTON, TeMarcus	2	7	.286
STROMAN, Marcus	8	28	.286

Field Goal Attempts	G	Att	Att/G
THORNWELL, Sindarius	16	148	9.3
NOTICE, Duane	16	143	8.9
CARRERA, Michael	16	129	8.1
KACINAS, Mindaugas	16	127	7.9
CHATKEVICIUS, L.	16	121	7.6

Field Goals Made	G	Made	Made/G
KACINAS, Mindaugas	16	69	4.3
CHATKEVICIUS, L.	16	67	4.2
CARRERA, Michael	16	63	3.9
NOTICE, Duane	16	55	3.4
THORNWELL, Sindarius	16	54	3.4

3-Point Percentage	3FG	Att	Pct
STROMAN, Marcus	3	6	.500
BLANTON, TeMarcus	2	4	.500
CARRERA, Michael	24	48	.500
NOTICE, Duane	29	71	.408
GREGORY, Jamall	2	5	.400
CHATKEVICIUS, L.	5	16	.313
THORNWELL, Sindarius	19	63	.302
DOZIER, PJ	7	24	.292
KACINAS, Mindaugas	8	30	.267
MCKIE, Justin	2	11	.182
RAGIN, John	0	1	.000

3-Point FG Attempts	G	Att	Att/G
NOTICE, Duane	16	71	4.4
THORNWELL, Sindarius	16	63	3.9
CARRERA, Michael	16	48	3.0
KACINAS, Mindaugas	16	30	1.9
DOZIER, PJ	16	24	1.5

3-Point FG Made	G	Made	Made/G
NOTICE, Duane	16	29	1.8
CARRERA, Michael	16	24	1.5
THORNWELL, Sindarius	16	19	1.2
KACINAS, Mindaugas	16	8	0.5
DOZIER, PJ	16	7	0.4

Free Throw Percent	FG	Att	Pct
BLANTON, TeMarcus	4	4	1.000
NOTICE, Duane	47	57	.825
THORNWELL, Sindarius	64	83	.771
CARRERA, Michael	41	54	.759
STROMAN, Marcus	26	36	.722
CHATKEVICIUS, L.	29	43	.674
MCKIE, Justin	4	6	.667
KACINAS, Mindaugas	36	57	.632
SILVA, Chris	41	68	.603
DOZIER, PJ	19	37	.514
DOBY, Raymond	4	8	.500
GREGORY, Jamall	3	7	.429

Free Throw Attempts	G	Att	Att/G
THORNWELL, Sindarius	16	83	5.2
SILVA, Chris	16	68	4.3
NOTICE, Duane	16	57	3.6
KACINAS, Mindaugas	16	57	3.6
CARRERA, Michael	16	54	3.4

Free Throws Made	G	Made	Made/G
THORNWELL, Sindarius	16	64	4.0
NOTICE, Duane	16	47	2.9
SILVA, Chris	16	41	2.6
CARRERA, Michael	16	41	2.6
KACINAS, Mindaugas	16	36	2.3



South Carolina Basketball
South Carolina Category Leaders (as of Jan 15, 2016)
All games

Rebounds	G	Reb	Reb/G
CARRERA, Michael	16	104	6.5
KACINAS, Mindaugas	16	86	5.4
THORNWELL, Sindarius	16	80	5.0
SILVA, Chris	16	76	4.8
CHATKEVICIUS, L.	16	72	4.5

Rebound Average	G	Reb	Avg/G
CARRERA, Michael	16	104	6.5
KACINAS, Mindaugas	16	86	5.4
THORNWELL, Sindarius	16	80	5.0
SILVA, Chris	16	76	4.8
CHATKEVICIUS, L.	16	72	4.5

Offensive Rebounds	G	No.	Avg/G
KACINAS, Mindaugas	16	33	2.1
CHATKEVICIUS, L.	16	32	2.0
SILVA, Chris	16	29	1.8
CARRERA, Michael	16	27	1.7
THORNWELL, Sindarius	16	17	1.1

Defensive Rebounds	G	No.	Avg/G
CARRERA, Michael	16	77	4.8
THORNWELL, Sindarius	16	63	3.9
KACINAS, Mindaugas	16	53	3.3
SILVA, Chris	16	47	2.9
DOZIER, PJ	16	42	2.6

Fouls	G	No.	Per/G
SILVA, Chris	16	50	3.1
CARRERA, Michael	16	48	3.0
CHATKEVICIUS, L.	16	40	2.5
DOZIER, PJ	16	39	2.4
KACINAS, Mindaugas	16	29	1.8

Foulsouts	G	No.
SILVA, Chris	16	1
CARRERA, Michael	16	1
DOZIER, PJ	16	1

Assists	G	No.	Ast/G
THORNWELL, Sindarius	16	57	3.6
NOTICE, Duane	16	32	2.0
DOZIER, PJ	16	29	1.8
STROMAN, Marcus	15	23	1.5
CARRERA, Michael	16	23	1.4

Steals	G	No.	Stl/G
THORNWELL, Sindarius	16	25	1.6
DOZIER, PJ	16	21	1.3
CARRERA, Michael	16	16	1.0
NOTICE, Duane	16	14	0.9
STROMAN, Marcus	15	11	0.7

Blocked Shots	G	No.	Blk/G
CHATKEVICIUS, L.	16	17	1.1
SILVA, Chris	16	16	1.0
CARRERA, Michael	16	13	0.8
DOZIER, PJ	16	7	0.4
KACINAS, Mindaugas	16	7	0.4

Minutes	G	No.	Min/G
THORNWELL, Sindarius	16	490	30.6
KACINAS, Mindaugas	16	476	29.8
CARRERA, Michael	16	399	24.9
NOTICE, Duane	16	385	24.1
CHATKEVICIUS, L.	16	341	21.3

Turnovers	G	No.	TO/G
DOZIER, PJ	16	40	2.5
THORNWELL, Sindarius	16	33	2.1
CHATKEVICIUS, L.	16	31	1.9
CARRERA, Michael	16	29	1.8
KACINAS, Mindaugas	16	20	1.3
SILVA, Chris	16	20	1.3



South Carolina Basketball
South Carolina Team High/Low Analysis (as of Jan 15, 2016)
All games

South Carolina - TEAM GAME HIGHS

POINTS	94	vs Hofstra (11/22/15)
	92	LIPSCOMB (11/27/15)
	86	MEMPHIS (1/2/16)
	84	ORAL ROBERTS (11/16/15)
	84	NORFOLK STATE (11/14/15)
FIELD GOALS MADE	37	vs Hofstra (11/22/15)
	34	LIPSCOMB (11/27/15)
FIELD GOAL ATTEMPTS	73	ORAL ROBERTS (11/16/15)
	68	vs Hofstra (11/22/15)
FIELD GOAL PERCENTAGE	.544 (37-68)	vs Hofstra (11/22/15)
	.543 (25-46)	DREXEL (12/15/15)
3 PT FIELD GOALS MADE	9	at Auburn (01/05/16)
	9	NORFOLK STATE (11/14/15)
3 PT FG ATTEMPTS	27	FRANCIS MARION (12/30/15)
	23	at Auburn (01/05/16)
3 PT FG PERCENTAGE	.556 (5-9)	vs Hofstra (11/22/15)
	.538 (7-13)	vs St. John's (12/22/15)
FREE THROWS MADE	46	MEMPHIS (1/2/16)
	29	NORFOLK STATE (11/14/15)
FREE THROW ATTEMPTS	63	MEMPHIS (1/2/16)
	42	NORFOLK STATE (11/14/15)
FREE THROW PERCENTAGE	.786 (22-28)	at Auburn (01/05/16)
	.786 (22-28)	vs Tulsa (11/23/15)
	.786 (11-14)	at Clemson (12/18/15)
REBOUNDS	53	MEMPHIS (1/2/16)
	51	WESTERN CAROLINA (11/30/15)
ASSISTS	24	LIPSCOMB (11/27/15)
	16	FRANCIS MARION (12/30/15)
	16	vs Hofstra (11/22/15)
STEALS	13	FRANCIS MARION (12/30/15)
	12	USF (12/5/15)
	12	LIPSCOMB (11/27/15)
BLOCKED SHOTS	9	DREXEL (12/15/15)
	8	FRANCIS MARION (12/30/15)
TURNOVERS	19	at Auburn (01/05/16)
	19	WESTERN CAROLINA (11/30/15)
FOULS	27	MEMPHIS (1/2/16)
	27	vs DePaul (11/20/15)



South Carolina Basketball
South Carolina High/Low Analysis (as of Jan 15, 2016)
All games

Opponent - GAME HIGHS

POINTS	84		vs Hofstra (11/22/15)
	76		MEMPHIS (1/2/16)
	76		LIPSCOMB (11/27/15)
	75		vs Tulsa (11/23/15)
	73		at Alabama (1/13/16)
FIELD GOALS MADE	28		vs Hofstra (11/22/15)
	27		LIPSCOMB (11/27/15)
FIELD GOAL ATTEMPTS	68		USF (12/5/15)
	68		LIPSCOMB (11/27/15)
FIELD GOAL PERCENTAGE	.509	(28-55)	vs Hofstra (11/22/15)
	.471	(24-51)	at Alabama (1/13/16)
3 PT FIELD GOALS MADE	17		vs Hofstra (11/22/15)
	13		at Alabama (1/13/16)
	13		LIPSCOMB (11/27/15)
3 PT FG ATTEMPTS	35		LIPSCOMB (11/27/15)
	34		vs Hofstra (11/22/15)
3 PT FG PERCENTAGE	.500	(17-34)	vs Hofstra (11/22/15)
	.464	(13-28)	at Alabama (1/13/16)
FREE THROWS MADE	30		MEMPHIS (1/2/16)
	22		vs Tulsa (11/23/15)
FREE THROW ATTEMPTS	36		MEMPHIS (1/2/16)
	31		vs Tulsa (11/23/15)
	31		vs DePaul (11/20/15)
FREE THROW PERCENTAGE	1.000	(4-4)	WESTERN CAROLINA (11/30/15)
	.870	(20-23)	NORFOLK STATE (11/14/15)
REBOUNDS	46		USF (12/5/15)
	42		FRANCIS MARION (12/30/15)
ASSISTS	18		LIPSCOMB (11/27/15)
	16		at Alabama (1/13/16)
	16		vs Hofstra (11/22/15)
STEALS	10		FRANCIS MARION (12/30/15)
	10		WESTERN CAROLINA (11/30/15)
BLOCKED SHOTS	9		MEMPHIS (1/2/16)
	8		at Clemson (12/18/15)
TURNOVERS	22		FRANCIS MARION (12/30/15)
	21		at Auburn (01/05/16)
FOULS	41		MEMPHIS (1/2/16)
	35		NORFOLK STATE (11/14/15)



South Carolina Basketball
South Carolina High/Low Analysis (as of Jan 15, 2016)
All games

South Carolina - GAME LOWS

POINTS	50	at Alabama (1/13/16)
	65	at Clemson (12/18/15)
	69	VANDERBILT (1/9/16)
	75	vs St. John's (12/22/15)
	76	vs DePaul (11/20/15)
	76	WESTERN CAROLINA (11/30/15)
FIELD GOALS MADE	18	MEMPHIS (1/2/16)
	19	at Alabama (1/13/16)
FIELD GOAL ATTEMPTS	46	DREXEL (12/15/15)
	50	at Auburn (01/05/16)
FIELD GOAL PERCENTAGE	.316 (18-57)	MEMPHIS (1/2/16)
	.358 (19-53)	at Alabama (1/13/16)
3 PT FIELD GOALS MADE	3	VANDERBILT (1/9/16)
	3	at Alabama (1/13/16)
3 PT FG ATTEMPTS	9	vs Hofstra (11/22/15)
	12	DREXEL (12/15/15)
3 PT FG PERCENTAGE	.167 (3-18)	at Alabama (1/13/16)
	.231 (3-13)	VANDERBILT (1/9/16)
FREE THROWS MADE	9	at Alabama (1/13/16)
	11	at Clemson (12/18/15)
FREE THROW ATTEMPTS	14	at Clemson (12/18/15)
	17	at Alabama (1/13/16)
FREE THROW PERCENTAGE	.529 (9-17)	at Alabama (1/13/16)
	.533 (16-30)	FRANCIS MARION (12/30/15)
REBOUNDS	32	USF (12/5/15)
	33	at Alabama (1/13/16)
ASSISTS	9	MEMPHIS (1/2/16)
	9	at Alabama (1/13/16)
STEALS	3	at Clemson (12/18/15)
	3	VANDERBILT (1/9/16)
BLOCKED SHOTS	0	at Auburn (01/05/16)
	1	vs St. John's (12/22/15)
TURNOVERS	6	ORAL ROBERTS (11/16/15)
	9	vs Hofstra (11/22/15)
FOULS	12	WESTERN CAROLINA (11/30/15)
	13	at Auburn (01/05/16)



South Carolina Basketball
South Carolina High/Low Analysis (as of Jan 15, 2016)
All games

Opponent - GAME LOWS

POINTS	53		WESTERN CAROLINA (11/30/15)
	54		DREXEL (12/15/15)
	56		FRANCIS MARION (12/30/15)
	59		at Clemson (12/18/15)
	61		vs DePaul (11/20/15)
	61		vs St. John's (12/22/15)
FIELD GOALS MADE	18		FRANCIS MARION (12/30/15)
	19		NORFOLK STATE (11/14/15)
	19		vs DePaul (11/20/15)
	19		WESTERN CAROLINA (11/30/15)
	19		DREXEL (12/15/15)
	19		MEMPHIS (1/2/16)
FIELD GOAL ATTEMPTS	49		vs St. John's (12/22/15)
	51		ORAL ROBERTS (11/16/15)
	51		at Alabama (1/13/16)
FIELD GOAL PERCENTAGE	.284	(19-67)	WESTERN CAROLINA (11/30/15)
	.300	(18-60)	FRANCIS MARION (12/30/15)
3 PT FIELD GOALS MADE	2		USF (12/5/15)
	3		vs DePaul (11/20/15)
3 PT FG ATTEMPTS	14		ORAL ROBERTS (11/16/15)
	14		vs DePaul (11/20/15)
3 PT FG PERCENTAGE	.133	(2-15)	USF (12/5/15)
	.208	(5-24)	VANDERBILT (1/9/16)
FREE THROWS MADE	4		WESTERN CAROLINA (11/30/15)
	5		at Clemson (12/18/15)
FREE THROW ATTEMPTS	4		WESTERN CAROLINA (11/30/15)
	9		at Clemson (12/18/15)
FREE THROW PERCENTAGE	.444	(12-27)	vs St. John's (12/22/15)
	.474	(9-19)	DREXEL (12/15/15)
REBOUNDS	22		DREXEL (12/15/15)
	23		vs Hofstra (11/22/15)
ASSISTS	7		ORAL ROBERTS (11/16/15)
	7		FRANCIS MARION (12/30/15)
STEALS	2		vs Hofstra (11/22/15)
	2		at Clemson (12/18/15)
BLOCKED SHOTS	0		vs Tulsa (11/23/15)
	1		at Auburn (01/05/16)
TURNOVERS	10		at Clemson (12/18/15)
	11		VANDERBILT (1/9/16)
FOULS	17		WESTERN CAROLINA (11/30/15)
	19		vs St. John's (12/22/15)
	19		at Auburn (01/05/16)



South Carolina Basketball
South Carolina Player High/Low Analysis (as of Jan 15, 2016)
All games

South Carolina - I N D I V I D U A L G A M E H I G H S

Points	27		CHATKEVICIUS, L. vs Oral Roberts (11/16/15)
	23		KACINAS, Mindaugas vs DePaul (11/20/15)
	22		THORNWELL, Sindarius at Auburn (01/05/16)
	20		NOTICE, Duane vs St. John's (12/22/15)
	20		KACINAS, Mindaugas vs Western Carolina (11/30/15)
Field Goals Made	9		KACINAS, Mindaugas vs Hofstra (11/22/15)
	9		CHATKEVICIUS, L. vs Oral Roberts (11/16/15)
Field Goal Att.	16		NOTICE, Duane vs Lipscomb (11/27/15)
	15		THORNWELL, Sindarius vs Oral Roberts (11/16/15)
FG Pct (min 5 made)	1.000	(7-7)	CHATKEVICIUS, L. vs Lipscomb (11/27/15)
	.900	(9-10)	KACINAS, Mindaugas vs Hofstra (11/22/15)
3-Point FG Made	5		THORNWELL, Sindarius at Auburn (01/05/16)
	4		NOTICE, Duane vs Oral Roberts (11/16/15)
3-Point FG Att.	8		THORNWELL, Sindarius at Auburn (01/05/16)
	7		NOTICE, Duane vs Francis Marion (12/30/15)
	7		NOTICE, Duane at Clemson (12/18/15)
	7		THORNWELL, Sindarius vs USF (12/5/15)
	7		NOTICE, Duane vs Oral Roberts (11/16/15)
3-Pt FG Pct (min 2 made)	1.000	(2-2)	NOTICE, Duane vs St. John's (12/22/15)
	1.000	(2-2)	BLANTON, TeMarcus vs Drexel (12/15/15)
	1.000	(2-2)	KACINAS, Mindaugas vs Western Carolina (11/30/15)
	1.000	(2-2)	DOZIER, PJ vs Hofstra (11/22/15)
	1.000	(2-2)	CARRERA, Michael vs Hofstra (11/22/15)
	1.000	(2-2)	NOTICE, Duane vs DePaul (11/20/15)
Free Throws Made	12		NOTICE, Duane vs Memphis (1/2/16)
	10		DOZIER, PJ vs Drexel (12/15/15)
	10		KACINAS, Mindaugas vs DePaul (11/20/15)
Free Throw Att.	16		DOZIER, PJ vs Drexel (12/15/15)
	15		KACINAS, Mindaugas vs DePaul (11/20/15)
FT Pct (min 3 made)	1.000	(12-12)	NOTICE, Duane vs Memphis (1/2/16)
	1.000	(8-8)	STROMAN, Marcus at Auburn (01/05/16)
	1.000	(6-6)	THORNWELL, Sindarius vs Tulsa (11/23/15)
	1.000	(5-5)	CARRERA, Michael vs Western Carolina (11/30/15)
	1.000	(4-4)	KACINAS, Mindaugas vs Memphis (1/2/16)
	1.000	(4-4)	CHATKEVICIUS, L. vs Tulsa (11/23/15)
	1.000	(4-4)	KACINAS, Mindaugas vs Oral Roberts (11/16/15)
	1.000	(3-3)	NOTICE, Duane at Alabama (1/13/16)
	1.000	(3-3)	SILVA, Chris vs Francis Marion (12/30/15)
	1.000	(3-3)	THORNWELL, Sindarius at Clemson (12/18/15)
	1.000	(3-3)	CHATKEVICIUS, L. vs Lipscomb (11/27/15)
	1.000	(3-3)	CARRERA, Michael vs Lipscomb (11/27/15)
	1.000	(3-3)	CHATKEVICIUS, L. vs Norfolk State (11/14/15)
	1.000	(3-3)	NOTICE, Duane vs Norfolk State (11/14/15)
Rebounds	13		KACINAS, Mindaugas vs Oral Roberts (11/16/15)
	12		CARRERA, Michael vs St. John's (12/22/15)
Assists	7		THORNWELL, Sindarius at Auburn (01/05/16)
	7		THORNWELL, Sindarius vs Oral Roberts (11/16/15)
Steals	5		DOZIER, PJ vs Francis Marion (12/30/15)
	5		THORNWELL, Sindarius vs Tulsa (11/23/15)
Blocked Shots	3		SILVA, Chris vs Francis Marion (12/30/15)
	3		CHATKEVICIUS, L. vs Drexel (12/15/15)
	3		SILVA, Chris vs USF (12/5/15)
	3		CHATKEVICIUS, L. vs Hofstra (11/22/15)

Turnovers	6	DOZIER, PJ at Auburn (01/05/16)
	5	CHATKEVICIUS, L. vs St. John's (12/22/15)
Fouls	5	DOZIER, PJ at Alabama (1/13/16)
	5	CARRERA, Michael vs Vanderbilt (1/9/16)
	5	SILVA, Chris vs Francis Marion (12/30/15)
Minutes	37	KACINAS, Mindaugas at Clemson (12/18/15)
	36	THORNWELL, Sindarius at Auburn (01/05/16)
	36	KACINAS, Mindaugas vs Memphis (1/2/16)
	36	THORNWELL, Sindarius vs Memphis (1/2/16)
	35	THORNWELL, Sindarius vs Vanderbilt (1/9/16)



South Carolina Basketball
South Carolina Opponent High/Low Analysis (as of Jan 15, 2016)
All games

OPPONENT INDIVIDUAL GAME HIGHS

Points	31		Obi Emegano vs Oral Roberts (11/16/15)
	28		GREEN, Juan'ya vs Hofstra (11/22/15)
	27		Norris, Riley at Alabama (1/13/16)
	22		Harris, Tyler at Auburn (01/05/16)
	21		Canty, Kareem at Auburn (01/05/16)
	21		WILLIAMS, JOSH vs Lipscomb (11/27/15)
	21		OLIVER, Charles vs Norfolk State (11/14/15)
Field Goals Made	10		Harris, Tyler at Auburn (01/05/16)
	9		Norris, Riley at Alabama (1/13/16)
	9		Obi Emegano vs Oral Roberts (11/16/15)
Field Goal Att.	21		Obi Emegano vs Oral Roberts (11/16/15)
	18		Allen, Tavon vs Drexel (12/15/15)
FG Pct (min 5 made)	.833	(5-6)	JONES, Damian vs Vanderbilt (1/9/16)
	.833	(5-6)	JONES, Christian vs St. John's (12/22/15)
3-Point FG Made	8		Norris, Riley at Alabama (1/13/16)
	6		GREEN, Juan'ya vs Hofstra (11/22/15)
3-Point FG Att.	13		GREEN, Juan'ya vs Hofstra (11/22/15)
	12		Canty, Kareem at Auburn (01/05/16)
3-Pt FG Pct (min 2 made)	1.000	(2-2)	MARTIN, Jeremiah vs Memphis (1/2/16)
	.727	(8-11)	Norris, Riley at Alabama (1/13/16)
Free Throws Made	12		TARRANT JR., Ricky vs Memphis (1/2/16)
	12		HARRISON, Shaquille vs Tulsa (11/23/15)
Free Throw Att.	16		HARRISON, Shaquille vs Tulsa (11/23/15)
	12		TARRANT JR., Ricky vs Memphis (1/2/16)
FT Pct (min 3 made)	1.000	(12-12)	TARRANT JR., Ricky vs Memphis (1/2/16)
	1.000	(10-10)	Obi Emegano vs Oral Roberts (11/16/15)
	1.000	(7-7)	GOODWIN, Shaq vs Memphis (1/2/16)
	1.000	(7-7)	GARRETT, Billy vs DePaul (11/20/15)
	1.000	(5-5)	Coleman, Justin at Alabama (1/13/16)
	1.000	(5-5)	SHORT, Jeff vs Norfolk State (11/14/15)
	1.000	(4-4)	MORILLO, Nehemias vs USF (12/5/15)
	1.000	(4-4)	Mike Brown vs Western Carolina (11/30/15)
	1.000	(3-3)	WOODSON, Avery vs Memphis (1/2/16)
Rebounds	13		COUSINS, Jaleel vs USF (12/5/15)
	11		BLOSSOMGAME, Jaron at Clemson (12/18/15)
Assists	8		MORAN, NATHAN vs Lipscomb (11/27/15)
	7		GREEN, Juan'ya vs Hofstra (11/22/15)
Steals	4		Mike Brown vs Western Carolina (11/30/15)
	3		Obasohan, Retin at Alabama (1/13/16)
	3		Granger, Jordon at Auburn (01/05/16)
	3		COUSINS, Jaleel vs USF (12/5/15)
	3		Justin Browning vs Western Carolina (11/30/15)
Blocked Shots	5		NNOKO, Landry at Clemson (12/18/15)
	4		KORNET, Luke vs Vanderbilt (1/9/16)
	4		Albert Owens vs Oral Roberts (11/16/15)
Turnovers	7		PETERS, Roddy vs USF (12/5/15)
	6		Bowers, Cinmeon at Auburn (01/05/16)
	6		Harris, Tyler at Auburn (01/05/16)
	6		Torrion Brummitt vs Western Carolina (11/30/15)
Fouls	5		Hall, Donta at Alabama (1/13/16)
	5		BALDWIN IV, Wade vs Vanderbilt (1/9/16)
	5		JONES, Damian vs Vanderbilt (1/9/16)
	5		CRESSLER, Nolan vs Vanderbilt (1/9/16)

5	Brown, Bryce at Auburn (01/05/16)
5	BURRELL, Trahson vs Memphis (1/2/16)
5	LAWSON, Detric vs Memphis (1/2/16)
5	GOODWIN, Shaq vs Memphis (1/2/16)
5	LAWSON, K.J. vs Memphis (1/2/16)
5	CRAWFORD, Markel vs Memphis (1/2/16)
5	DAVIS JR., Mike vs Francis Marion (12/30/15)
5	JEROME, David vs Francis Marion (12/30/15)
5	Allen, Terrell vs Drexel (12/15/15)
5	Myles, Tyshawn vs Drexel (12/15/15)
5	Williams, Austin vs Drexel (12/15/15)
5	BRAMMEIER,GEORGE vs Lipscomb (11/27/15)
5	SWANNEGAN, Brandon vs Tulsa (11/23/15)
5	CURTIS, Marquel vs Tulsa (11/23/15)
5	NICHOLS, Malik vs Hofstra (11/22/15)
5	Brandon Conley vs Oral Roberts (11/16/15)
5	Aaron Anderson vs Oral Roberts (11/16/15)
5	TAYLOR,D'Shon vs Norfolk State (11/14/15)
5	WADE,Jonathan vs Norfolk State (11/14/15)
5	SHORT,Jeff vs Norfolk State (11/14/15)