



# 2015-16 Women's Basketball SOUTH CAROLINA

Assoc. Media Relations Director: Diana Koval | Office: 803.777.7977 | Cell: 314.369.6050 | Email: dkoval@mailbox.sc.edu | Twitter: @DianaKovalSID  
Website: www.GamecocksOnline.com | Twitter: @GamecockWBB | Instagram: @GamecockWBB | Facebook: @GamecockWBB

Game 20

Jan. 28, 2016 • 7 p.m. • Columbia, S.C. • Colonial Life Arena (18,000)

**South Carolina Gamecocks**  
19-0, 7-0 SEC



vs.



**Ole Miss Rebels**  
10-9, 2-4 SEC

**Ranking:** 2/2 (AP/Coaches)

**Head Coach:** Dawn Staley

**Record at South Carolina:** 174-74 (8th)

**Career Record:** 346--154 (16th)

**Top Scorer:** A'ja Wilson (16.0)

**Top Rebounder:** Alaina Coates (9.6)

**Ranking:** -/-

**Head Coach:** Matt Insell

**Record at OM:** 41-43 (3rd)

**Career Record:** Same

**Top Scorer:** Shandricka Sessom (16.0)

**Top Rebounder:** Bretta Hart (6.2)

## Schedule/Results

Nov. 13	#6/10 Ohio State (SECN+)	W, 88-80
Nov. 15	UNCG (SECN+)	W, 92-44
Nov. 18	at Clemson (ESPN3)	W, 67-41
Nov. 22	at UCLA (Pac-12 Network)	W, 68-65

### Waikiki Beach Marriott Rainbow Wahine Showdown

Nov. 27	vs. #16/18 Arizona State	W, 60-58
Nov. 28	vs. CSU Bakersfield	W, 90-71
Nov. 29	at Hawaii	W, 67-51

Dec. 6	#14/13 Duke (ESPN2)	W, 66-55
Dec. 13	Winthrop (SECN)	W, 86-37
Dec. 16	Hampton (SECN+)	W, 86-48

### CresCom Bank Carolinas College Women's Challenge

Dec. 20	vs. East Carolina	W, 88-57
---------	-------------------	----------

Dec. 22	Elon (SECN+)	W, 78-63
Jan. 3	Arkansas* (ESPN)	W, 85-32
Jan. 7	at Vanderbilt* (SECN^)	W, 71-61
Jan. 10	#20/- Missouri* (SECN)	W, 83-58
Jan. 14	at #9/9 Kentucky* (SECN)	W, 73-62
Jan. 17	#15/11 Texas A&M* (ESPN2)	W, 59-58
Jan. 21	at Auburn* (SECN+)	W, 74-58
Jan. 24	at #10/10 Miss. State* (ESPN2)	W, 51-57
Jan. 28	Ole Miss* (SECN+)	7 p.m.
Jan. 31	at Texas A&M* (ESPNU)	6 p.m.
Feb. 4	Kentucky* (SECN)	7 p.m.
Feb. 8	Connecticut (ESPN2)	7 p.m.
Feb. 11	Florida* (SECN+)	7 p.m.
Feb. 15	at Tennessee* (ESPN2)	7 p.m.
Feb. 18	Georgia* (SECN+)	7 p.m.
Feb. 22	at Alabama* (SECN)	7 p.m.
Feb. 25	at Ole Miss* (SECN^)	9 p.m.
Feb. 28	LSU* (ESPN2/U)	TBA

### SEC Tournament (Jacksonville, Fla.)

Mar. 2	First Round	TBA
Mar. 3	Second Round	TBA
Mar. 4	Quarterfinals	TBA
Mar. 5	Semifinals	TBA
Mar. 6	Final	TBA

All Times Listed as Eastern and are subject to change  
< indicates game played in Myrtle Beach, S.C.  
\* indicates SEC Game

## Game Information

**Doors Open:** 5:30 p.m.

**Tickets:** \$8 Adults, \$4 Youth (17 and under)

**Live Stats:** GamecocksOnline.com

**Broadcast:** SEC Network+ (Derek Scott, play-by-play; Robin Muller, analyst)

**Radio:** 1320 AM/107.5 The Game (Brad Muller)

## Series History

South Carolina Record	18-17
In Columbia	10-5
In Oxford	6-8
At Neutral Site	2-4
Staley Era	8-2
First Meeting	OM 84-76, 11/25/78
Current Streak	Won 6

### Last Five Meetings:

Date	Result	Location
2/1/15	W, 77-59	Oxford
1/30/14	W, 99-70	Columbia
2/17/13	W, 62-47	Oxford
1/26/12	W, 61-43	Columbia
3/3/11	W, 62-50	Nashville












## Game Notables

- South Carolina has built its series lead against Ole Miss by winning eight of the 10 contests since the arrival of head coach Dawn Staley (2008-09 season). During that stretch, the Gamecocks' eight wins have come by an average of 15.0 points while each of the two losses were by a single point.
- The Gamecocks have thrived in crunch time this season, using their vast experience in tight, big games. With eight games this season within 10 points in the final five minutes of play, including six against top-20 opponents, South Carolina has out-shot its opponents 58.9 percent to 31.4 percent and controlled the glass 48-32 in those crucial last five minutes. No one player has dominated that stretch with four Gamecocks averaging just shy of two points, led by A'ja Wilson' 3.8 per final 5:00.
- South Carolina's four-year seniors – Asia Dozier, Tiffany Mitchell, Tina Roy and Khadijah Sessions – average a combined 35.9 points per SEC game, which is up from their 28.5 points per non-conference game.
- Junior center Alaina Coates leads the SEC in rebounding both overall and in league play. Her 9.6 rebounds per game on the season and 10.3 per SEC game come via 12 double-digit rebounding games. She has grabbed at least 10 boards in every SEC game and 10 of her last 11 outings.
- In SEC play, the Gamecocks lead the league in six categories – scoring (71.7), scoring margin (+17.4), field goal percentage (.462), field goal percentage defense (.333), 3-point field goal percentage (.358) and assist-to-turnover ratio (1.0), despite four of their seven games coming against ranked opponents.
- Senior guard Tiffany Mitchell lived up to her "Takeover Tiff" moniker, taking Sunday's game at #10/10 Mississippi State into her own hands to turn a one-point lead into a six-point advantage with seven straight points in a 47-second span.

## Stat Comparison

OM	SC	
10-9	Overall Record	189-0
2-4	Conference Record	7-0
8-4	Home Record	9-0
2-5	Away Record	7-0
0-0	Neutral Record	3-0
72.5	Points Per Game	75.7
65.0	Opp. Points Per Game	55.3
.370	Field Goal %age	.465
.408	Opp. Field Goal %age	.334
.306	3-Pt. Field Goal %age	.325
.276	Opp. 3-Pt. Field Goal %age	.288
.594	Free Throw %age	.651
11.8	FTs Made Per Game	15.3
13.6	Assists Per Game	14.5
+8.6	Turnover Margin	+1.4
41.9	Rebounds Per Game	41.8
-1.6	Rebounding Margin	+8.3
12.7	Steals Per Game	8.4
3.5	Blocked Shots Per Game	5.6

# 2015-16 South Carolina Media Roster

1		<p><b>Bianca Cuevas</b> 5-6 • So. • Guard • Bronx, N.Y. <i>kway-VAHS</i></p> <p>PPG <b>7.2</b> RPG <b>1.7</b> APG <b>1.6</b> FG% <b>.370</b> FT% <b>.714</b></p>	<p><b>LAST GAME:</b> 1 asst, 6 mins at Miss State <b>NOTABLE:</b> Lightning-quick guard who finishes well in traffic ... scored in double figures 6x ... ≥ 3 steals 4x this season ... clutch plays vs. Texas A&amp;M (Jan. 17) ... 2014 McDonald's All-America.</p>	<p><b>Career Highs</b> <b>Pts:</b> 21 at Ole Miss, 2/1/15 <b>Reb:</b> 4, 6x, vs. Duke, 12/6/15 <b>Asst:</b> 6 vs. CSUB, 11/28/15 <b>Stl:</b> 5 vs. Missouri, 1/10/16</p>
4		<p><b>Doniyah Cliney</b> 6-0 • R-Fr. • Guard • Newark, N.J. <i>dawn-YAY CLY-nee</i></p> <p>PPG <b>2.2</b> RPG <b>0.6</b> APG <b>0.6</b> FG% <b>.364</b> FT% <b>.400</b></p>	<p><b>LAST GAME:</b> 1 pt, 9 mins at Miss State <b>NOTABLE:</b> Good size and athleticism on perimeter, good court vision ... no game action since high school, so adjusting to pace of play, etc. ... played in 3 games since (right) hand injury ... won two HS state titles.</p>	<p><b>Career Highs</b> <b>Pts:</b> 5 vs. Missouri, 1/10/16 <b>Reb:</b> 2 at Auburn, 1/21/16 <b>Asst:</b> 3 at Auburn, 1/21/16 <b>Stl:</b> 1 vs. Missouri, 1/10/16</p>
5		<p><b>Khadijah Sessions</b> 5-8 • Sr. • Guard • Myrtle Beach, S.C. <i>kuh-DEE-zhub SESH-uns</i></p> <p>PPG <b>6.4</b> RPG <b>2.6</b> APG <b>2.4</b> FG% <b>.519</b> FT% <b>.667</b></p>	<p><b>LAST GAME:</b> 10 pts, 4 rebs at Miss State <b>NOTABLE:</b> Team captain ... best FG %age of career ... in SEC play, 8.1 ppg on 59.4% FG, including clutch shots in 4 comeback wins ... handed out ≥4 assists 6x and scored ≥10 pts 4x ... 7th in SEC in steals (2.0).</p>	<p><b>Career Highs</b> <b>Pts:</b> 19 vs. Auburn, 2/3/13 <b>Reb:</b> 6 vs. Clemson, 11/20/14 <b>Asst:</b> 8 vs. NC Central, 12/1/14 <b>Stl:</b> 4, 14x, vs. TAMU 1/17/16</p>
22		<p><b>A'ja Wilson</b> 6-5 • So. • Forward • Hopkins, S.C. <i>A-zhub</i></p> <p>PPG <b>16.0</b> RPG <b>9.2</b> BPG <b>3.3</b> FG% <b>.533</b> FT% <b>.632</b></p>	<p><b>LAST GM:</b> 6 pts, 11 rebs, 4 blks at Miss St. <b>NOTABLE:</b> Growing offense and defense ... SEC-best 9 dbl-dbls, 3.3 bpg (8th in nation) ... SEC top 6 in ppg, rpg, FG% ... 4x SEC Plyr of Wk. ... Naismith, Wooden and Drysdale Watch Lists ... 1st SC fr. to earn All-America.</p>	<p><b>Career Highs</b> <b>Pts:</b> 28 vs. Duke, 12/6/15 <b>Reb:</b> 19 at Kentucky, 3/1/15 <b>Blks:</b> 8, 2x, vs. TAMU, 1/17/16 <b>Stl:</b> 3, 4x, vs. C. Mich., 12/20/14</p>
23		<p><b>Tina Roy</b> 5-11 • Sr. • Guard • Kaplan, La.</p> <p>PPG <b>6.7</b> RPG <b>1.5</b> APG <b>2.3</b> FG% <b>.361</b> FT% <b>.200</b></p>	<p><b>LAST GM:</b> 11 pts, 2 assts 3 3s at Miss State <b>NOTABLE:</b> Team captain ... in SEC play – 10.3 ppg, .500 3FG %age (23-of-46) ... overall, 2nd in SEC in 3FG% (.402), 4th in 3s/gm (2.2) ... ≥4 3s in 4 of 7 SEC games ... 2nd on team in assists vs. SEC teams (2.1).</p>	<p><b>Career Highs</b> <b>Pts:</b> 21 vs. Arkansas, 1/3/16 <b>Reb:</b> 8 at Miss. St., 2/6/14 <b>Asst:</b> 10 vs. Sav. St., 12/14/14 <b>Stl:</b> 3 vs. Southern Cal, 11/15/14</p>
24		<p><b>Sarah Imovbioh</b> 5-6 • So. • Guard • Bronx, N.Y. <i>ih-MOE-vee-o</i></p> <p>PPG <b>4.6</b> RPG <b>5.3</b> APG <b>0.3</b> FG% <b>.607</b> FT% <b>.465</b></p>	<p><b>LAST GM:</b> 7 rebs, 9 mins at Miss State <b>NOTABLE:</b> Great energy, still learning SC system ... ≥10 rebs 3 times, one double-double ... 2nd on team in FG %age ... avg. dbl-dbl in 2014-15, 10.8 rpg (19th in nation, 1st in ACC) and 12.6 ppg playing at Uva.</p>	<p><b>Career Highs</b> <b>Pts:</b> 19 vs. Hampton, 12/16/15 <b>Reb:</b> 12 vs. ECU, 12/20/15 <b>Asst:</b> 2, 2x, vs. Missouri, 1/10/16 <b>Stl:</b> 2, 2x, at Clemson, 11/18/15</p>
25		<p><b>Tiffany Mitchell</b> 5-9 • Sr. • Guard • Charlotte, N.C.</p> <p>PPG <b>14.9</b> RPG <b>2.9</b> APG <b>2.5</b> FG% <b>.412</b> FT% <b>.804</b></p>	<p><b>LAST GM:</b> 21 pts, 2 assts at Miss State <b>NOTABLE:</b> Team captain ... In SEC play – 16.3 ppg, 3.1 apg, 2.1 spg ... 9th in SEC in ppg overall, 12th in steals (1.7) ... Naismith, Wooden and Drysdale Watch Lists ... 2x SEC POY, All-America.</p>	<p><b>Career Highs</b> <b>Pts:</b> 25 vs. Georgia, 2/27/14 <b>Reb:</b> 11, 5x, at Arkansas, 1/2/14 <b>Asst:</b> 9 at SDSU, 11/23/13 <b>Stl:</b> 7 vs. NC Central, 12/1/14</p>
31		<p><b>Asia Dozier</b> 6-0 • Sr. • Guard/For. • Columbia, S.C. <i>DOE-zhur</i></p> <p>PPG <b>3.3</b> RPG <b>1.2</b> APG <b>1.9</b> FG% <b>.339</b> FT% <b>.833</b></p>	<p><b>LAST GAME:</b> 2 pts, 1 reb, 1 asst at Miss St. <b>NOTABLE:</b> Two-time team captain ... cerebral player, nurturing leader ... has started 9 games ... always seems to deliver timely points or defensive play ... hit clutch FTs late at Mississippi State.</p>	<p><b>Career Highs</b> <b>Pts:</b> 16, 2x, at SDSU, 11/23/13 <b>Reb:</b> 10 vs. Elon, 11/9/12 <b>Asst:</b> 6, 3x, vs. UNCG, 11/15/15 <b>Stl:</b> 2, 9x, vs. Hampton, 12/16/15</p>
40		<p><b>Jatarie White</b> 6-4 • So. • Forward • Charlotte, N.C. <i>juh-TAR-ee</i></p> <p>PPG <b>3.5</b> RPG <b>3.6</b> APG <b>0.5</b> FG% <b>.354</b> FT% <b>.636</b></p>	<p><b>LAST GAME:</b> 1 stl, 8 mins at Miss State <b>NOTABLE:</b> Solid play not always in the box score ... grabbed at least 5 rebs 6 times this season ... ≥10 points two times this season ... 2014 WBCA, McDonald's All-America.</p>	<p><b>Career Highs</b> <b>Pts:</b> 14 vs. ECU, 12/20/15 <b>Reb:</b> 9 vs. Winthrop, 12/13/15 <b>Blk:</b> 4 vs. Winthrop, 12/13/15 <b>Stl:</b> 2 vs. Syracuse, 3/22/15</p>
41		<p><b>Alaina Coates</b> 6-4 • Jr. • Center • Irmo, S.C. <i>uh-LAY-nub COATS</i></p> <p>PPG <b>12.2</b> RPG <b>9.5</b> BPG <b>1.5</b> FG% <b>.694</b> FT% <b>.570</b></p>	<p><b>LAST GM:</b> 6 pts, 11 rebs, 3 stls, 2 blks at MSU <b>NOTABLE:</b> SEC-best 9 dbl-dbls (1 triple) – 7 in last 11 gms ... avg dbl-dbl in SEC ... Leads SEC in rpg overall and vs SEC, 18th in scoring overall ... shooting 75.0% in SEC play ... Naismith Watch List ... 2x All-SEC.</p>	<p><b>Career Highs</b> <b>Pts:</b> 29 vs. Winthrop, 12/13/15 <b>Reb:</b> 17 vs. Kentucky, 1/9/14 <b>Blk:</b> 10 vs. Winthrop, 12/13/15 <b>Min:</b> 32 at UCLA, 11/22/15</p>
44		<p><b>India Farmer</b> 6-0 • Jr. • Forward • N. Myrtle Beach, S.C.</p> <p>PPG <b>0.0</b> RPG <b>14.0</b> APG <b>0.0</b> FG% <b>.000</b> FT% <b>--</b></p>	<p><b>LAST GAME:</b> 1 reb in 3 mins vs. Arkansas <b>NOTABLE:</b> Played in 4 games this season after seeing action in 16 in 2014-15, including five SEC and three postseason ... great team player ... works hard with good attitude.</p>	<p><b>Career Highs</b> <b>Pts:</b> 3, 2x, vs. Alabama, 1/19/14 <b>Reb:</b> 3 vs. NC Central, 12/2/13 <b>Blk:</b> 2 vs. UNCG, 11/15/15 <b>Stl:</b> 1 at Florida, 1/19/15</p>

Starter

Reserve

## Gamecocks' Five-Second Count

South Carolina is enjoying its most successful period in program history. The 2015 Senior Class set a four-year record with 113 wins and a .813 winning percentage. The 2016 Senior Class has a chance top that number, currently holding a record of 107-16, winning 87.0 percent of its contests. Winning consecutive SEC regular-season titles in the last two seasons, South Carolina has not finished outside the SEC's top four in four campaigns. Nationally, 66 straight AP Poll appearances is the new program record.

In the last two seasons, three Gamecocks have earned All-America honors, including two on the 2015-16 squad, and seven have earned All-SEC selection, including three on this season's roster.

## Quick Facts

### The University

**Location:** Columbia, S.C.

**Founded:** 1801

**Enrollment:** 32,972

**Colors:** Garnet (PMS 202C) and Black

**Nickname:** Gamecocks

**Conference:** Southeastern

**President:** Dr. Harris Pastides

**Athletics Director:** Ray Tanner

**Facility:** Colonial Life Arena (18,000)

### Coaching Staff

**Head Coach:** Dawn Staley

**Alma Mater:** Virginia, 1992

**Overall Record:** 346-154 (16th season)

**School Record:** 174-74 (8th season)

**Assoc. Head Coach (Alma Mater):**

Lisa Boyer (Ithaca, 1979)

**Assistant Coaches (Alma Mater):**

Nikki McCray-Penson (Tennessee, 1995)

Fred Chmiel (Excelsior, 2001)

### Team Information

**2014-15 Record:** 34-3

Home: 16-0 Away: 9-2 Neutral: 9-1

**SEC Record (Finish):** 15-1 (T-1st)

Home: 8-0 Away: 7-1

**Letterwinners Returning/Lost:** 11/3

**Starters Returning/Lost:** 3/2

### Program History

**First Year of Women's Basketball:** 1974-75

**All-Time Record:** 754-503 (42nd season)

**All-Time SEC Record:** 138-200 (25th season)

**NCAA Appearances (Last):** 12 (2015)

**NCAA Tournament Record:** 17-12

**2015 NCAA Result:** Final Four; L, 65-66, Notre Dame; Tampa, Fla.

**WNIT Appearances (Last):** 4 (2011)

**WNIT Record:** 3-4

### Media Relations

**Women's Basketball Contact:** Diana Koval

**Office:** 803.777.7977

**Cell:** 314.369.6050

**Email:** dkoval@mailbox.sc.edu

**Press Row Phone:** 803.777.6182

**Athletics Department on the Web**

**Website:** GamecocksOnline.com

**Twitter:** @GamecocksOnline

**Instagram:** @GamecocksOnline

**Facebook:** Facebook.com/GamecocksOnline

**YouTube:** YouTube.com/GamecocksOnline

**Women's Basketball on Twitter**

**Team:** @GamecockWBB

**Head Coach:** @DawnStaley

## By the Numbers

	1	4	7	18
1	Game in which the Gamecocks have shot less than 40.0 percent from the field, compared to 15 games in which an opponent has shot under that mark			
3	Stats in which sophomore forward A'ja Wilson ranks among the nation's top 50 – blocks (8th), double-doubles (25th), FG percentage (43rd)			
4	Gamecocks ranked among the SEC's top 25 scorers in conference play – Tiffany Mitchell (5th, 16.3 ppg), A'ja Wilson (9th, 14.0), Alaina Coates (25th, 10.3) and Tina Roy (25th, 10.3)			
4	League-play stats in which senior guard Tiffany Mitchell ranks among the SEC's top 10 – scoring (5th), FG percentage (7th), assists (9th), steals (9th), assist-to-turnover ratio (10th)			
5	Games of 20 or more points scored by sophomore forward A'ja Wilson, including four against ranked a opponent			
7	Consecutive games of double-digit rebounds by junior center Alaina Coates, who has 12 on the season, including five against ranked opponents			
7	Free throws made on seven attempts in the final 3:48 at #10/10 Mississippi State (Jan. 24)			
7	Of the highest attended women's basketball games in the nation this season that were played at Colonial Life Arena, including three of the top five			
8	Games in which Tina Roy has hit at least three 3-pointers, including five in SEC play			
9	Different Gamecocks who have led the team in scoring for at least one quarter this season			
11	Games in which junior center Alaina Coates has shot over 70.0 percent from the field			
15	Times South Carolina has shot over 50.0 percent in the fourth quarter, including six of seven SEC games			
18	Quarters in which the Gamecocks have held an opponent to single digits, including seven in SEC play			
52.3	Percent shooting by the Gamecocks in the fourth quarter this season, their most efficient quarter			

## Current Streaks

	Total	Home	Road	Neut.
Overall	W19	W43	W7	W3
SEC	W7	W21	W4	—
Non-Conference	W12	W24	W3	W3
Ranked Teams	W7	W9	W2	W1

## Ole Miss Series Notes

South Carolina leads the series 18-17 after winning the last six meeting and eight of 10 contests in the Dawn Staley era with both losses coming by a single point. The Gamecocks hold a 10-5 record against the Rebels in Columbia, including a 3-1 mark in the Staley era. Those wins have come by an average of 20.3 points with the loss a one-point decision on Feb. 8, 2009.

South Carolina junior Alaina Coates has enjoyed her two career games against Ole Miss, averaging 17.0 points and 11.0 rebounds while shooting 66.7 percent from the field. Senior Khadijah Sessions has also been an efficient scorer against the Rebels, hitting 58.8 percent from the field for 9.7 points per game in her three career outings.

The most recent meeting between the teams was a 77-59 South Carolina victory on Feb. 1, 2015, in Oxford as five Gamecocks scored in double figures. Then-freshman Bianca Cuevas enjoyed a breakout game with 21 points in just 24 minutes, while Coates posted a double-double in her 24 minutes of action.

South Carolina's results vs. Ole Miss since the arrival of head coach Dawn Staley:

Date	W/L	Score	Site	Rank (SC/OM)
2/1/15	W	77-59	A	1/-
1/30/14	W	99-70	H	7/-
2/17/13	W	62-47	A	16/-
1/26/12	W	61-43	H	-/-
3/3/11	W	62-50	N	-/-
1/16/11	W	63-58 (ot)	A	-/-
3/4/10	L	63-64	N	-/-
1/28/10	W	64-50	H	-/-
2/8/09	L	65-66	H	-/-
1/22/09	W	76-67	A	-/-

## Gamecocks in the Rankings

(thru games of 1/25)

Team	SEC	NCAA	Actual	Alaina Coates	SEC	NCAA	Actual
Scoring Offense	2	29	75.7	Scoring	18	—	12.2
Scoring Defense	4	28	55.3	Rebounding	1	39	9.6
Scoring Margin	2	6	+20.4	Blocks	5	112	1.5
Field Goal Percentage	2	11	.465	Double-Doubles	1	25	9
Field Goal %age Def.	1	7	.334	<b>Tiffany Mitchell</b>	<b>SEC</b>	<b>NCAA</b>	<b>Actual</b>
3-Point FG %age	5	118	.325	Scoring	9	179	14.9
3-Point FG %age Def.	6	89	.288	FT Percentage	4	103	.804
3-Point FG Made/Gm.	6	175	5.5	Steals	12	—	1.7
Free Throw Percentage	12	280	.651	3FG Made/Game	12	—	1.7
Rebounding Offense	5	—	41.8	<b>Tina Roy</b>	<b>SEC</b>	<b>NCAA</b>	<b>Actual</b>
Rebounding Defense	3	—	33.5	3FG Percentage	2	49	.402
Rebounding Margin	3	23	+8.3	3FG Made/Game	4	134	2.2
Assists	8	84	14.5	<b>Khadijah Sessions</b>	<b>SEC</b>	<b>NCAA</b>	<b>Actual</b>
Steals	10	138	8.4	Steals	7	146	2.0
Turnover Margin	11	127	+1.4	<b>A'ja Wilson</b>	<b>SEC</b>	<b>NCAA</b>	<b>Actual</b>
Turnovers	—	40	13.9	Scoring	6	131	16.0
Assist-to-Turnover Ratio	4	51	1.0	Rebounding	4	59	9.2
Blocked Shots	1	18	5.6	FG Percentage	2	43	.533
Home Attendance Avg.	1	1	14,533	FT Percentage	13	—	.632
				Blocks	1	8	3.3
				Off. Rebounds	13	—	2.9
				Double-Doubles	1	25	9

## 2015-16 Double-Doubles

### Alaina Coates (9)

11/13	Ohio State	17 pts/13 rebs
11/22	at UCLA	12 pts/12 rebs
12/13	Winthrop	29 pts/16 rebs/10 blks
12/16	Hampton	22 pts/12 rebs
12/20	vs. East Carolina	10 pts/15 rebs
1/3	Arkansas	11 pts/10 rebs
1/7	at Vanderbilt	11 pts/10 rebs
1/10	Missouri	13 pts/12 rebs
1/21	at Auburn	17 pts/10 rebs

### Sarah Imovbioh (1)

11/15	UNCG	14 pts/11 rebs
-------	------	----------------

### A'ja Wilson (9)

11/13	Ohio State	20 pts/14 rebs
11/15	UNCG	19 pts/10 rebs
11/22	at UCLA	11 pts/10 rebs
11/27	vs. Arizona State	18 pts/11 rebs
12/6	Duke	28 pts/11 rebs
12/20	vs. East Carolina	15 pts/10 rebs
1/3	Arkansas	11 pts/10 rebs
1/10	Missouri	11 pts/11 rebs
1/14	at Kentucky	26 pts/13 rebs

## Home Sweet Home

The Gamecocks are riding a 43-game win streak at Colonial Life Arena into today's game – the longest active home win streak in the nation. South Carolina turned in back-to-back perfect seasons, going 16-0 at home in 2013-14 and 2014-15. The Gamecocks' last loss at Colonial Life Arena was a 50-48 decision to No. 14 Texas A&M on Feb. 10, 2013.

South Carolina is 403-155 (.722) at home, including a 158-58 (.731) record at Colonial Life Arena. Head coach Dawn Staley owns a 92-25 (.786) record at home.

## Ranked Readings

The Gamecocks have played seven games against ranked teams this season and have four more on the schedule, all coming in the next six outings.

This season against ranked teams, South Carolina averages 69.4 points on 42.5 percent field goal shooting while holding its opponent to 60.3 points per game on 33.6 percent shooting. Sophomore forward A'ja Wilson leads the offense with 19.3 points per game to go with her 11.3 rebounds per outing. Junior center Alaina Coates also averages a double-double against ranked teams this season – 10.3 points, 10.3 rebounds. Senior guard Tiffany Mitchell adds 14.3 points per game against ranked opponents.

After posting a 20-8 record against ranked opponents since the start of the 2013-14 season, head coach Dawn Staley has a 32-42 mark vs. the nation's best teams during her South Carolina tenure, highlighted by a 20-8 mark when the Gamecocks carry a better ranking than their opponent into the contest.

South Carolina's 10 wins against ranked foes in 2014-15 set a program record, topping the eight wins of the 1979-80 squad. Of last season's 10 wins, five came against a top-10 foe.

## SEC Story

Head coach Dawn Staley has steadily lifted the Gamecocks' national profile by building the Gamecocks into a consistent SEC contender with back-to-back regular-season titles, shirking decades of difficulty in the nation's best women's basketball conference.

In her eighth season at the helm, Staley boasts a 74-43 (.632) SEC regular-season record and has finished outside the league's top five just twice – an unprecedented achievement for a program that had finished INSIDE the top five only two times in the previous 17 seasons. Staley's 74 wins include four seasons of double-digit league victories – 10-6 in 2012, 11-5 in 2013, an SEC-best 14-2 in 2014 and 15-1 in 2015.

Staley's SEC regular-season record includes a 41-18 (.695) mark at home and a 33-25 (.569) slate on the road.

## Poll Position

South Carolina remains at No. 2 in the nation in both polls this week, marking the 30th-straight time the Gamecocks have been ranked among the nation's top three teams. South Carolina has held a top-10 position in the Associated Press poll for 41 straight weeks and been ranked in the AP top 25 for 66 consecutive weeks (beginning Dec. 10, 2012), breaking the school record of 62 from Feb. 27, 1979 through Jan. 9, 1983.

## Strength in Numbers

Based on cumulative opponent winning percentage, South Carolina currently has the 18th toughest schedule in the nation. The 26 teams the Gamecocks will face this season have a current winning percentage of .629. The SEC and Pac-12 dominate the top 25 schedules with seven entries each.

With 10 games away from Columbia so far this season, the Gamecocks are second in the RPI – best in the SEC with Kentucky (11), Tennessee (12) and Texas A&M (17) also among the top 20. Five others – Missouri (26), Florida (32), Mississippi State (34), Vanderbilt (47) and Georgia (48) – are in the top 50.

## Be Aggressive

Led by arguably among the best frontcourts in the nation, South Carolina ranks 10th in the country in free throw attempts at 44.7. The Gamecocks average 23.5 free throw attempts per game, best among teams ranked in the AP Top 25. South Carolina's 291 made free throws is 24th in the nation.

## Diversified Assets

Head coach Dawn Staley has compiled an arsenal of offensive weapons that keeps growing throughout the season with no one Gamecock dominating the stat line, especially on offense.

Six different Gamecocks have been the team's high scorer in a game at least once, but often the high scorer has several teammates on her heels. In a constant search for balance, the Gamecocks' top scorer in a game has accounted for less than one-third of the team's points in all but five games.

While nine different Gamecocks have been the team's top scorer in at least one quarter this season, no Gamecock has led the team in scoring for all four quarters of a game. A single player has topped the team in three quarters just seven times – Alaina Coates (Winthrop), Tiffany Mitchell (at Clemson, at Vandy) and A'ja Wilson (vs. CSUB, Duke, at Kentucky, Texas A&M).

## 2015-16 Awards

### Alaina Coates

Naismith Early Season Watch List  
Wooden Award Watch List  
Preseason All-SEC First Team (Media, Coaches)

### Bianca Cuevas

Rainbow Wahine Showdown All-Tournament

### Tiffany Mitchell

USBWA Ann Meyers Drysdale Midseason List  
Wooden Award Midseason Top 20  
Naismith Early Season Watch List  
Senior CLASS Award candidate  
Preseason All-America (AR, Lindy's, Athlon, SI, ESPN)  
Preseason All-SEC First Team (Media, Coaches)  
Preseason SEC Player of the Year (Media, Coaches)

### A'ja Wilson

USBWA Ann Meyers Drysdale Midseason List  
Wooden Award Midseason Top 20  
2015 USA Basketball Female Athlete of the Year  
Naismith Early Season Watch List  
Rainbow Wahine Showdown Tournament MVP  
Preseason All-America 2nd Team (Lindy's, SI, ESPN)  
Preseason All-America Honorable Mention (AP)  
Preseason All-SEC First Team (Media, Coaches)  
SEC Player of the Week (Nov. 13-16; Nov. 24-30; Dec. 1-7; Jan. 12-18)  
ESPN National Player of the Week (Jan. 12-18)

## A Little Help From My Friends

Playing under one of the best point guards in U.S. women's basketball history, South Carolina has always been committed to finding the teammate with the best shot. Early this season, the Gamecocks were not as proficient in that area as they had been, assisting on 45.9 percent of their field goals (158 of 344) in non-conference action. So far in league play, South Carolina has rediscovered its roots, handing out assists on 97 of 177 made field goals (54.8 percent). In fact, the highest scoring Gamecock in league play, Tiffany Mitchell (16.3 ppg) also leads the team in assists (3.1 apg).

## Offensive Operation

Head coach Dawn Staley is often thought of as a defensive coach, but she has steadily built an efficient offensive team over the last few seasons, culminating in the 2014-15 squad's 75.9 points per game (fourth-best in program history and the first new entry in the top five since 1993-94) on 48.4 percent shooting. That group ranked 18th in the nation in scoring and fourth in field goal percentage. This season, the Gamecocks are 29th in the nation in scoring average and 11th in field goal percentage.

Here's a look at the offense's growth over the last six seasons.

Season	PPG (rank)	FG%age (rank)
2015-16	75.7 (29th)	.467 (11th)
2014-15	75.9 (18th)	.484 (4th)
2013-14	72.9 (63rd)	.474 (6th)
2012-13	61.3 (183rd)	.390 (155th)
2011-12	61.2 (180th)	.398 (121st)
2010-11	58.7 (253rd)	.380 (223rd)

## Gamecocks in 2015-16 National Polls

Poll	Pre	11/16	11/23	11/30	12/7	12/14	12/21	12/28	1/4	1/11	1/18	1/25	2/1	2/8	2/15	2/22	3/1	3/8	3/16	Final
Associated Press	2	2	2	2	2	2	2	2	2	2	2	1								
Coaches	2	2	2	2	2	2	2	2	2	2	2	1								

## Getting Defensive

South Carolina has been a defensive juggernaut under head coach Dawn Staley, ranking among the nation's top 30 in scoring defense for the last five seasons, including three seasons among the top 10. While the Gamecock offense has grown, the attention to defense has not with opponent field goal percentage ranking among the nation's top 15 each of the last three seasons.

This season, South Carolina has held its opponents to just 55.3 points per game on 33.4 percent shooting to rank 28th and seventh in the nation, respectively. The Gamecocks have yielded over 65 points just two times this season, and only three opponents have shot at least 40.0 percent against South Carolina with none hitting 45.0 percent.

Here's a look at the defense's dominance over the last five seasons.

Season	Opp. PPG	Opp. FG%age
2015-16	55.3 (28th)	.334 (7th)
2014-15	54.1 (12th)	.349 (10th)
2013-14	55.8 (8th)	.346 (5th)
2012-13	50.3 (5th)	.354 (32nd)
2011-12	51.4 (4th)	.376 (108th)

## Power of 3s

With such a notable frontcourt, South Carolina's outside shooting is an often overlooked but formidable weapon. It has been on full display in SEC action, during with the Gamecocks are shooting a league-high 35.8 percent from outside the arc and making 6.1 3s per game. For the season, South Carolina averages 5.5 made 3s, the highest average since the 2002-03 squad made 6.1 per game.

Senior Tina Roy has been the Gamecocks' premier long-range shooter and leads the SEC with 3.3 per game and 50.0 percent (23-of-46) accuracy in league play. She has made at least four 3-pointers in four SEC games so far this season.

## Senior Moments

South Carolina's four four-year seniors – Asia Dozier, Tiffany Mitchell, Tina Roy, Khadijah Sessions – have been a huge part of the Gamecocks' undefeated record, especially since SEC play began. After accounting for 36.5 percent of South Carolina's offense in non-conference play, the quartet averages 35.9 points per SEC game to make up 50.1 percent of the Gamecocks' league-best 71.7 points per game.

## Crunch Time

This season eight games have been in the balance late with the teams within single digits in the last five minutes – #6/10 Ohio State, at UCLA, vs. #16/18 Arizona State, #14/13 Duke, at Vanderbilt, at #9/9 Kentucky, #15/11 Texas A&M, at #10/10 Mississippi State – including four in which South Carolina trailed at halftime. The Gamecocks have won all seven of those outings behind offensive efficiency and defensive rebounding.

In the last five minutes of those eight games, the Gamecocks shot 58.9 percent while allowing just 31.4 percent to their opponent, and South Carolina out-

## Team Specialty Stats

### South Carolina-Opponent

	Pts. in Paint	Pts. Off TOs	2nd Chance Pts	Fast Break Pts
11/13 OSU	52-20	20-14	21-8	16-9
11/15 UNCG	52-18	29-4	16-10	13-8
11/18 at Clem.	24-16	21-2	22-11	8-0
11/20 at UCLA	30-20	8-17	10-9	4-6
11/27 vs. ASU	42-16	18-20	8-9	2-0
11/28 vs. CSUB	48-20	16-7	7-7	2-0
11/29 at Hawaii	36-18	23-5	12-11	6-0
12/6 Duke	42-24	15-6	18-9	15-6
12/13 Winthrop	50-18	20-9	14-10	19-6
12/16 Hampton	42-22	7-18	17-1	2-10
12/20 vs. ECU	46-18	16-6	17-11	2-0
12/22 Elon	40-32	21-17	14-10	9-8
1/3 Ark.	44-10	28-8	20-5	16-2
1/7 at VU	30-30	12-12	6-9	10-6
1/10 Mizzou	34-22	17-9	10-7	14-4
1/14 at UK	38-34	16-9	15-12	0-12
1/17 TAMU	42-22	24-19	8-9	10-10
1/21 at Aub.	36-16	16-15	9-14	8-4
1/24 at MSU	28-10	4-13	6-4	14-6
1/28 Miss.				
1/31 at TAMU				
2/4 UK				
2/8 UConn				
2/11 Fla.				
2/15 at Tenn.				
2/18 Ga.				
2/22 at Ala.				
2/25 at Miss.				
2/28 LSU				
Season Avg.	39.8-20.3	17.4-11.1	13.2-8.7	8.9-5.0
SEC Avg.	36.0-20.6	16.7-12.1	10.6-8.6	10.3-6.0

## Starters vs. Bench Points

	SC Starters	Opp. Starters	SC Bench	Opp. Bench
11/13 OSU	58	70	30	10
11/15 UNCG	52	33	40	11
11/18 at Clem.	38	33	29	8
11/22 at UCLA	57	55	11	10
11/27 vs. ASU	39	38	21	20
11/28 vs. CSUB	56	47	34	24
11/29 at Hawaii	46	36	21	15
12/6 Duke	64	45	2	10
12/13 Winthrop	55	30	31	7
12/16 Hampton	69	35	17	15
12/20 vs. ECU	58	47	30	10
12/22 Elon	59	52	19	11
1/3 Ark.	65	24	20	8
1/7 at VU	50	35	21	26
1/10 Mizzou	54	38	29	20
1/14 at UK	59	51	14	11
1/17 TAMU	50	53	9	5
1/21 at Aub.	47	44	27	14
1/24 at MSU	45	46	12	5
1/28 Miss.				
1/31 at TAMU				
2/4 UK				
2/8 UConn				
2/11 Fla.				
2/15 at Tenn.				
2/18 Ga.				
2/22 at Ala.				
2/25 at Miss.				
2/28 LSU				
Season Avg.	53.8	42.6	21.9	12.6
SEC Avg.	52.8	41.6	18.9	12.7

rebounded its opponents 48-32 in that segment of the game, including grabbing 65.3 percent of the available defensive rebounds (32 of 49).

In the fourth quarter of those eight games, South Carolina has shot over 50.0 from the field six times, including three games over 60.0 percent. The best fourth-quarter showing was 7-of-10 (.700) at Mississippi State, during which the Gamecocks missed just one field goal in the final five minutes to seal the win.

## All-Around All-American

Senior guard Tiffany Mitchell has powered the Gamecocks to some of their most dynamic victories, but her all-around effort and impact has never been limited to the big moments or to the offensive end. The Charlotte, N.C., native's greatness is felt in every possession of every game, and the numbers back it up.

This season, in SEC play, Mitchell ranks among the league's top 10 in five categories and comes in 11th in one more. Her team-best 16.3 points per league game are fifth in the league and is her 41.4 field goal percentage comes in seventh. Mitchell is ninth in steals

per game (2.51) and assists per game (3.1), and she is 10th in assist-to-turnover ratio (1.1). Her 78.0 free throw percentage is 11th.

## Quarter Breakdown

Through 76 quarters this season, South Carolina has out-scored its opponent 54 times with the Gamecocks topping their foe by double digits 17 times, including a season-high differential of 26 (35-9) in the second quarter against Arkansas (Jan. 3). This season's best first-quarter advantage is 19 (26-7) against Winthrop (Dec. 13), third-quarter margin is 22 (29-7) against Arkansas (Jan. 3) and fourth-quarter edge is 17 (27-10) vs. Hampton (Dec. 16). South Carolina has shot at least 50.0 percent in 36 quarters this season with a high of 80.0 percent (8-of-10) in the third quarter against Hampton.

South Carolina's offensive efficiency builds steadily throughout the game as opponents begin to feel the effects of the Gamecocks' formidable frontcourt with 24 of the 36 quarters in which South Carolina has shot at least 50 percent coming in the second half. The Gamecocks shoot a game-high 52.3 percent in the fourth quarter with the third quarter just behind at 49.1 percent this season.

Defensively, of the 10 lowest shooting percentage quarters for opposing teams six have been in the second half, including two of the four lowest.

A more detailed look at the quarter-by-quarter production for the Gamecocks and their opponents.

Qtr.	SC/Opp Avg. Pts	SC/Opp Avg. Rebs	SC/Opp FG%
1	17.1/13.3	11.5/9.6	.386/.323
2	18.3/12.6	10.1/7.8	.481/.344
3	20.3/14.4	10.9/8.8	.491/.333
4	20.1/14.9	10.1/8.1	.523/.329

Individually, sophomore forward A'ja Wilson has turned in four of the seven double-digit scoring quarters

## Gamecocks Coming Soon!

Head coach Dawn Staley signed two Gamecocks in the early period, adding espnW Top 100 recruits Araion Bradshaw (Hyde Park, Mass./Tabor Academy) and Mikiah "Kiki" Harrigan (Pembroke Pines, Fla./Flanagan) to the South Carolina's 2016-17 roster.

Bradshaw is ranked No. 32 overall in the class and is the No. 10 guard in the group. An athletic, explosive athlete, she averaged nearly 12.0 points as a junior and was just as disruptive on the defensive end. The 5-foot-6 point guard helped Tabor Academy to the finals of the New England Prep School Athletic Council Class A Tournament and earned a spot on the All-New England Team.

Harrigan is the 12th-ranked forward in the nation and comes in at No. 74 overall in the espnW rankings. The 6-foot-2 forward averaged 15.7 points and 9.1 rebounds as a junior to earn Florida Association of Basketball Coaches Class 8A All-State first-team honors.

this season, but senior guard Tina Roy owns the top spot with 15 points in the third quarter against Arkansas (Jan. 3). Senior guard Tiffany Mitchell has the highest first-quarter scoring total with nine against both CSUB (Nov. 28) and Winthrop (Dec. 13). Wilson owns the best mark in the other two quarters, turning in 11 in the second quarter against UNCG (Nov. 15) and 12 in the fourth quarter against Ohio State (Nov. 13).

### SEC Active Leaders

Among the SEC's active leaders in eight statistical categories five different Gamecocks are among the top 10 in at least one with junior Alaina Coates leading the conference in two. Senior Tiffany Mitchell's league-high six entries is not a surprise given the breadth of her resume, but the appearance of sophomore A'ja Wilson at No. 2 on the active blocked shots list (121) may catch some observers off guard.

Mitchell headlines the South Carolina entries ranking second in scoring (1,648), steals (204) and field goals made (550); third in 3-pointers made (151); fourth in assists (315) and eighth in rebounding (529). She is the highest-ranking guard on the rebounding list, which includes just one other true perimeter player.

### Miscellaneous Stats

Triple-Doubles	2015-16	Career	Record
Alaina Coates	1	1	1-0

Double-Doubles	2015-16	Career	Record
Alaina Coates	9	31	30-1
A'ja Wilson	9	14	13-1
Sarah Imovbioh	1	1	1-0
Tiffany Mitchell	0	4	4-0

20+ Points	2015-16	Career	Record
A'ja Wilson	5	10	9-1
Alaina Coates	2	10	9-1
Tiffany Mitchell	2	15	15-0
Bianca Cuevas	1	2	2-0
Tina Roy	1	1	1-0

10+ Points	2015-16	Career	Record
Tiffany Mitchell	19	93	84-9
A'ja Wilson	14	43	40-3
Alaina Coates	13	60	57-3
Tina Roy	6	18	16-2
Bianca Cuevas	6	14	14-0
Khadijah Sessions	4	24	23-1
Jatarie White	2	4	4-0
Sarah Imovbioh	2	2	2-0
Asia Dozier	1	14	13-1

10+ Rebounds	2015-16	Career	Record
Alaina Coates	11	36	35-1
A'ja Wilson	10	15	14-1
Sarah Imovbioh	3	3	3-0
Tiffany Mitchell	0	7	6-1
Asia Dozier	0	1	1-0

5+ Assists	2015-16	Career	Record
Tiffany Mitchell	3	14	14-0
Khadijah Sessions	2	12	12-0
Asia Dozier	2	10	10-0
Bianca Cuevas	1	6	6-0
Tina Roy	0	5	5-0

5+ Steals	2015-16	Career	Record
Bianca Cuevas	1	1	1-0
Tiffany Mitchell	0	8	8-0

5+ Blocks	2015-16	Career	Record
A'ja Wilson	3	4	3-1
Alaina Coates	1	4	4-0

Coates is the league's active leader in blocks (155) and double-doubles (31). She sits third in rebounds (753) and is 10th in scoring (1,047).

Senior Khadijah Sessions holds sixth in steals (155) and eighth in assists (264). Senior Tina Roy comes in fourth on the 3-pointers made list (139).

### Great Gamecock Fans

The state of South Carolina has rallied around head coach Dawn Staley's program in unprecedented numbers. Average attendance has grown steadily over the last three seasons, culminating in this season's sell-out of the season-ticket allotment – over 11,000. Only single-game, general admission tickets remain available for purchase.

South Carolina leads the nation in average attendance at 14,533 and is the only program averaging at least 10,000 fans this season. In fact, seven of the top 10 attended games in the Division I women's basketball this season were played at Colonial Life Arena, including three of the top five.

Delving more deeply into the numbers, South Carolina's Colonial Life Arena's capacity of 18,000 makes it the seventh-largest women's basketball venue in the nation. South Carolina is the only one of those selling over 50 percent of their capacity as Gamecocks fans are filling Colonial Life Arena at 80.74 percent capacity, the highest of any facility seating at least 10,000 and fifth overall.

Prior to 2015-16, the Gamecocks led the nation in average attendance increase in each of the previous two seasons and paced the country in average attendance in 2014-15 at 12,293. South Carolina played in front of over 10,000 fans 15 times that season with 13 of those coming at Colonial Life Arena. The 17,156 fans that turned out for the Jan. 11 game against Kentucky were just shy of the women's basketball record of 17,712 (vs. Clemson, 11/22/02) at the facility.

### Mitchell's March

Senior guard Tiffany Mitchell has worked her way into the annual national player of the year conversations over the last two seasons, and expectations are the same this season for the two-time All-American and reigning back-to-back SEC Player of the Year. Ranking among the SEC's best in numerous categories over the last

three seasons, Mitchell is steadily moving up various Gamecocks' career charts as well.

Here are a few of the career benchmarks she has a chance to catch:

Category	Current	Chasing	To Go
Points	1,648 (8th)	1,714 (7th)	166
3FG Made	151 (7th)	152 (6th)	1
FT Made	398 (5th)	411 (4th)	14
FT Att.	518 (6th)	545 (5th)	27
Steals	205	212 (10th)	7
Minutes	3,677 (9th)	3,685 (8th)	8
Games	123	125 (10th)	2

### Double-Double Trouble

The most recent addition to the Gamecocks' 1,000-point club, junior center Alaina Coates has the

### Games Led Team In...

(Tied for team lead in each category included)

Scoring	2015-16	Career	Record
A'ja Wilson	8	23	21-2
Tiffany Mitchell	7	44	42-2
Alaina Coates	3	15	14-1
Tina Roy	2	4	4-0
Bianca Cuevas	1	3	3-0
Khadijah Sessions	0	3	2-1
Asia Dozier	0	2	2-0

Rebounding	2015-16	Career	Record
Alaina Coates	12	46	44-2
A'ja Wilson	9	18	17-1
Sarah Imovbioh	2	2	2-0
Jatarie White	1	1	1-0
Tiffany Mitchell	0	10	9-1

Assists	2015-16	Career	Record
Tiffany Mitchell	6	35	33-2
Khadijah Sessions	6	28	26-2
Tina Roy	6	16	16-0
Asia Dozier	3	16	16-0
Bianca Cuevas	1	9	8-1
Alaina Coates	1	2	2-0
Sarah Imovbioh	1	1	1-0

### 2015-16 Scoring Differentials

**Largest lead in a win**..... by 52 (84-32), 4th-3:11, vs. Winthrop, 12/13  
**Largest deficit overcome to win**..... by 11 (19-30), 2nd-3:43 at Kentucky, 1/14

### 2015-16 Roster

No.	Name	Pos.	Ht.	Yr.	Hometown/Last School
1	Bianca Cuevas	G	5-6	So.	Bronx, N.Y./Nazareth Regional
4	Doniyah Cliney	G	6-0	R-Fr.	Newark, N.J./Malcolm X Shabazz
5	Khadijah Sessions	G	5-8	Sr.	Myrtle Beach, S.C./Myrtle Beach
10	Allisha Gray*	G	6-0	Jr.	Sandersville, Ga./North Carolina
15	Tiffany Davis	G	5-7	Jr.	Houston Texas/Westbury Christian
22	A'ja Wilson	F	6-5	So.	Hopkins, S.C./Heathwood Hall
23	Tina Roy	G	5-11	Sr.	Kaplan, La./Kaplan
24	Sarah Imovbioh	F	6-2	Sr.	Abuja, Nigera/Virginia
25	Tiffany Mitchell	G	5-9	Sr.	Charlotte, N.C./Providence Day
31	Asia Dozier	G/F	6-0	Sr.	Columbia, S.C./Spring Valley
35	Kaela Davis*	G	6-2	Jr.	Suwanee, Ga./Georgia Tech
40	Jatarie White	F	6-4	So.	Charlotte, N.C./Providence Day
41	Alaina Coates	C	6-4	Jr.	Irmo, S.C./Dutch Fork
44	India Farmer	F	6-0	Jr.	North Myrtle Beach, S.C./North Myrtle Beach

\* indicates will sit out 2015-16 due to NCAA transfer rules

**Head Coach:** Dawn Staley  
**Assoc. Head Coach:** Lisa Boyer  
**Assistant Coaches:** Nikki McCray-Penson, Fred Chmiel

size and skill to take over games against any opponent and continues to grow more comfortable in that role. Tied with her own teammate for the league lead with nine double-doubles this season, she leads the league in rebounding (9.6) and is 18th in scoring at 12.2 ppg on 69.4 percent shooting. In league play, she is one of two players who average a double-double at 10.3 points and 10.7 rebounds per game.

Coates became the 31st member of the 1,000-point club in the first 30 seconds of the win over No. 20/Missouri (Jan. 10) but just the 13th member to also amass 700 career rebounds – a number she reached against the Tigers as well.

With 31 career double-doubles, during which the Gamecocks are 30-1, she is sixth in program history in that category, just one shy of reaching the all-time top five, which has not changed since Marsha Williams moved into the No. 2 spot in 1992-93 with 44. (The school record of 70 belongs to Sheila Foster, 1979-82.) With three straight double-doubles to open league play, Coates matched and then broke Williams' school record for double-doubles in SEC action, previously 11 now 14.

The SEC's active leader with 155 career blocks, Coates is third in South Carolina history in the category. She is just 22 shy of Lakesha Tolliver's (2004-07) career record of 177.

### Hometown Hero

Sophomore forward A'ja Wilson has lived up to her billing, both this season being selected to the watch lists for the Wooden, Naismith and the USBWA Drysdale awards and last season as the SEC Freshman of the Year, First-Team All-SEC selection and the first Gamecock freshman to earn All-America honors.

This season, Wilson has been the Gamecocks' top scorer eight times and top rebounder in nine games. She leads the SEC in blocks per game (3.3) and double-doubles (9), categories in which she ranks eighth and 25th in the nation, respectively. Wilson is also among the SEC's top six in scoring (6th, 16.0), rebounding

(4th, 9.2) and field goal percentage (2nd, .533).

Named SEC Player of the Week three times in the first four weeks of the season, Wilson added a fourth honor after leading the Gamecocks to comeback wins at #9/9 Kentucky and over #15/11 Texas A&M.

The sophomore's numbers have not just come in volume but in importance – 12 of her 20 points against #6/10 Ohio State (Nov. 13) came in the fourth quarter, including six of the team's 10 in the final 2:35; scoring and rebounding late at UCLA (Nov. 22) put Gamecocks on top in final 3:00 of tight game; three rebounds in final 18 seconds of tie game vs. #16/18 Arizona State (Nov. 27) led to game-winning free throws with 0.6 seconds to play; 20 second-half points against Duke included 12 of the team's 16 in the third quarter and six in the final 1:45 of the game; nine points of team's 15-2 fourth-quarter run broke open a 56-56 tie at #9/9 Kentucky (Jan. 14); and a blocked shot and defensive rebound in the final 13 seconds at #10/10 Mississippi State (Jan. 24).

### Zone Buster

Senior guard Tina Roy opened her fifth and final season with the Gamecocks in the starting lineup after great offseason and preseason work. The Kaplan, La., native struggled to get her shot on track early, though, and ceded her starting role after nine games. Roy returned from the holiday break with a renewed sense of urgency around practice, and the change has shown in games.

Roy kicked off 2016 by tying the school record for made 3s in an SEC game, burying seven against Arkansas (Jan. 3) and followed that with four at Vanderbilt (Jan. 7) and again at #9/9 Kentucky (Jan. 14).

Entering the season hitting 29.5 percent from 3-point range in her career, Roy is hitting 40.2 percent from behind the arc this season to rank second in the league, including an SEC-best 50.0 percent in conference play. Her scoring burst in conference play has her ranked 25th in the league with 10.3 points per SEC game, which includes a league-leading 3.3 3-pointers made per game.

### The Senior Sessions

Named a team captain for the second time in three seasons, senior Khadijah Sessions has had a vice-like grip on the starting point guard spot for the Gamecocks over the last three seasons. After leading the team to back-to-back

SEC regular-season championships and the program's first NCAA Final Four during that stretch, the Myrtle Beach, S.C., native took the challenge of expanding her offensive game to force opposing defenses to honor her as a scoring threat, especially in the half-court.

Sessions has delivered so far, shooting a career-best 51.9 percent from the field this season, including 59.4 percent in SEC play, during which she is 6-of-11 (.545) from 3-point range as well. She has scored at least five points 15 times through 19 games, including four double-digit outings. Through seven conference games, Sessions averages 8.1 points, while still averaging 1.7 assists and 2.1 steals.

### Highest Honors

Experts have their eye on three Gamecocks in the running for national player of the year honors – senior guard Tiffany Mitchell, junior center Alaina Coates and sophomore forward A'ja Wilson. South Carolina is in elite company with that many players in the running.

The Wooden Award got the streak going, announcing its 30-player watch list, which featured all three Gamecocks. South Carolina joined UConn as the only schools with three players selected. The organization released its Midseason Top 20 on Jan. 15, tapping Mitchell and Wilson.

On both the early season and midseason watch lists for the Ann Meyers Drysdale Award, the USBWA also included Mitchell and Wilson, putting South Carolina among just three programs with multiple players recognized.

The trio also appeared on the Naismith Early Season Watch List, which included the 50 best players in the nation. South Carolina was one of three teams with three entries.

### Legacy of Leadership

South Carolina has thrived under excellent leadership from its team-selected captains the last few seasons. While some thought that area would be a question mark heading into this season, the Gamecocks selected their four returning seniors – Asia Dozier, Tiffany Mitchell, Tina Roy and Khadijah Sessions – as their captains. All but Roy have served in that capacity at least once prior to this season.



## Around the SEC

	SEC Games			Overall		
	W	L	Pct.	W	L	Pct.
South Carolina	7	0	1.000	19	0	1.000
Texas A&M	4	2	.667	14	5	.736
Arkansas	4	3	.571	9	11	.450
Florida	4	3	.571	16	4	.800
Kentucky	4	3	.571	15	3	.823
Mississippi St.	4	3	.571	17	4	.809
Tennessee	3	3	.500	12	7	.631
Vanderbilt	3	3	.500	14	5	.736
Auburn	3	4	.428	13	7	.650
Missouri	3	4	.428	16	4	.800
Ole Miss	2	4	.333	10	9	.526
Alabama	2	5	.285	13	7	.650
Georgia	2	5	.285	14	6	.700
LSU	2	5	.285	8	12	.400

### Upcoming Games

#### January 28

#10/10 Texas A&M at Alabama, 7 p.m. (SECN+)  
 Florida at Arkansas, 8 p.m. (SECN+)  
 Auburn at Georgia, 7 p.m. (SECN)  
 Vanderbilt at #12/12 Kentucky, 7 p.m. (SECN+)  
 LSU at #22/24 Missouri, 8 p.m. (SECN+)  
 #19/23 Tenn. at #13/13 Miss. State, 9 p.m. (SECN)

Rankings are listed as AP/ESPN Poll  
 All Times Eastern; TV Network in ()

### AP Top 25

(Week of Jan. 25)

1. Connecticut	18-0
2. South Carolina	19-0
3. Notre Dame	19-1
4. Baylor	19-1
5. Maryland	17-2
6. Texas	18-1
7. Ohio State	15-4
8. Arizona State	17-3
9. Oregon State	16-3
10. Texas A&M	14-5
11. Florida State	16-4
12. Kentucky	14-3
13. Mississippi State	17-4
14. Louisville	14-5
15. UCLA	14-5
16. Stanford	15-5
17. Miami (FL)	17-3
18. Michigan State	14-4
19. Tennessee	12-6
20. South Florida	13-5
21. Oklahoma	13-5
22. Missouri	16-4
23. DePaul	16-6
24. West Virginia	16-4
25. Washington	15-4

### USA Today Coaches Top 25

(Week of Jan. 25)

1. Connecticut	18-0
2. South Carolina	19-0
3. Notre Dame	19-1
4. Baylor	19-1
5. Maryland	17-2
6. Texas	18-1
7. Ohio State	15-4
8. Oregon State	16-3
9. Arizona State	17-3
10. Texas A&M	14-5
11. Florida State	16-4
12. Kentucky	14-3
13. Mississippi State	17-4
14. Louisville	14-5
15. Michigan State	14-4
16. Stanford	15-5
17. Miami (FL)	17-3
18. South Florida	13-5
19. UCLA	14-5
20. Oklahoma	13-5
21. DePaul	16-6
22. Green Bay	17-2
23. Tennessee	12-6
24. Missouri	16-4
25. Seton Hall	16-4

## South Carolina's Record When...

	SEC	All		SEC	All
Record.....	7-0	19-0	No South Carolina players foul out .....	6-0	17-0
Playing a ranked opponent.....	4-0	7-0	One or more SC players foul out.....	1-0	2-0
Playing at home .....	3-0	9-0	Having 20 or more assists.....	1-0	3-0
Playing on the road .....	4-0	7-0	Having less than 20 assists.....	6-0	16-0
Playing at neutral site .....	0-0	3-0	Scoring more pts. in paint than opponent .....	6-0	18-0
Leading at half .....	4-0	14-0	Scoring equal/less pts. in paint than opp. ....	1-0	1-0
Trailing at half .....	2-0	4-0	Scoring more pts. off TOs than opponent .....	5-0	14-0
Tied at half .....	1-0	1-0	Scoring equal/less pts. off TOs than opp. ....	2-0	5-0
Playing an overtime game .....	0-0	0-0	Scoring more 2nd-chance pts. ....	4-0	14-0
0 players score in double figures .....	0-0	0-0	Scoring equal/less 2nd-chance pts.....	3-0	5-0
1 player scores in double figures .....	0-0	0-0	Scoring more fast break pts.....	5-0	15-0
2 players score in double figures .....	1-0	3-0	Scoring equal/less fast break pts.....	2-0	4-0
3 players score in double figures .....	2-0	7-0	Wearing white uniforms .....	4-0	12-0
4 players score in double figures .....	3-0	6-0	Wearing black uniforms .....	3-0	7-0
5 players score in double figures .....	1-0	3-0	Wearing pink uniforms .....	0-0	0-0
More than 5 players in double figures.....	0-0	0-0	Playing in tournaments/classics .....	4-0	4-0
Starters out-score opponent's starters .....	5-0	16-0	Playing on live television .....	7-0	17-0
Opponent's starters score equal/more .....	2-0	3-0	Playing in November.....	7-0	7-0
Bench out-scores opponent's bench .....	6-0	17-0	Playing in December .....	5-0	5-0
Opponent's bench scores equal/more.....	1-0	2-0	Playing in January .....	7-0	7-0
SC Starters out-score SC Bench.....	7-0	19-0	Playing in February .....	0-0	0-0
SC Bench out-scores/ties SC Starters .....	0-0	0-0	Playing in March.....	0-0	0-0
Shooting 50% or better .....	3-0	6-0	Playing during the day.....	4-0	11-0
Shooting between 40-49% .....	4-0	12-0	Playing at night .....	3-0	8-0
Shooting between 30-39% .....	0-0	1-0	Playing on Sunday.....	4-0	10-0
Shooting less than 30% .....	0-0	0-0	Playing on Monday.....	0-0	0-0
Opponent shoots 50% or better .....	0-0	0-0	Playing on Tuesday.....	0-0	1-0
Opponent shoots between 40-49% .....	2-0	4-0	Playing on Wednesday.....	0-0	2-0
Opponent shoots between 30-39% .....	3-0	10-0	Playing on Thursday.....	3-0	3-0
Opponent shoots less than 30% .....	2-0	5-0	Playing on Friday .....	0-0	2-0
Shooting better than opponent.....	7-0	19-0	Playing on Saturday.....	0-0	1-0
Shooting worse than/equal to opponent .....	0-0	0-0	Margin is less than 5 pts. ....	1-0	3-0
Having more FTs made than opponent .....	5-0	16-0	Margin is between 5-9.....	1-0	2-0
Having equal/less FTs made than opponent .....	2-0	3-0	Margin is between 10-19.....	3-0	7-0
Out-rebounding opponent.....	6-0	17-0	Margin is 20 pts. or more.....	2-0	7-0
Having equal/less rebounds than opponent .....	1-0	2-0	Having a 20-pt. scorer.....	5-0	10-0
Having more TOs than opponent .....	2-0	6-0	Having a 30-pt. scorer.....	0-0	0-0
Having equal or less TOs than opponent.....	5-0	13-0	Scoring 49 points or less.....	0-0	0-0
Attempting more FT than 3FG.....	6-0	14-0	Scoring 50-59 points.....	2-0	2-0
Attempting equal/less FT than 3FG .....	1-0	5-0	Scoring 60-69 points.....	0-0	5-0
Making 5 or more 3FGs.....	5-0	12-0	Scoring 70-79 points.....	3-0	4-0
Making less than 5 3FGs.....	2-0	7-0	Scoring 80-89 points.....	2-0	6-0
Making no 3 FGs.....	0-0	0-0	Scoring 90-99 points.....	0-0	2-0
Attempting 15 or more 3FGs.....	4-0	11-0	Scoring 100 points or more.....	0-0	0-0
Attempting less than 15 3FGs .....	3-0	8-0			



## 2015-16 Team High/Low

South Carolina Highs	South Carolina Lows	Category	Opponent Lows	Opponent Highs
92 vs. UNCG, 11/15 85 vs. Arkansas, 1/3	57 at Mississippi State, 1/24 57 at Mississippi State, 1/24	<b>Points in Game</b> (SEC)	32, Arkansas, 1/3 32, Arkansas, 1/3	80, Ohio State, 11/13 62, at Kentucky, 1/14
56 (2nd) vs. Hampton, 12/16 45 (2nd) at Kentucky, 1/14	22 (1st) at Mississippi State, 1/24 22 (1st) at Mississippi State, 1/24	<b>Points in a Half</b> (SEC)	13 (1st), Winthrop, 12/13 14 (2nd), Arkansas, 1/3	47 (1st), Ohio State, 11/13 41 (2nd), Missouri, 1/10
35 (2nd) vs. Arkansas, 1/3  35 (2nd) vs. Arkansas, 1/3	7 (1st) at Mississippi State, 1/24  7 (1st) at Mississippi State, 1/24	<b>Points in a Quarter</b> (SEC)	5 (2nd), at Auburn, 1/21 5 (1st), Missouri, 1/10 5 (2nd), at Auburn, 1/21 5 (1st), Missouri, 1/10	26 (1st), Ohio State, 11/13  24 (4th), Missouri, 1/10
35 vs. CSUB, 11/28 35 vs. UNCG, 11/15 33 vs. Arkansas, 1/3	19 at Mississippi State, 1/24  19 at Mississippi State, 1/24	<b>Field Goals Made</b> (SEC)	13, Arkansas, 1/3  13, Arkansas, 1/3	26, Ohio State, 11/13  25, Texas A&M, 1/17
69 vs. Ohio State, 11/13 63 vs. Kentucky, 1/14 63 vs. Arkansas, 1/13	50 at Vanderbilt, 1/7 50 at Vanderbilt, 1/7	<b>Field Goal Attempts</b> (SEC)	43, at Clemson, 11/18 53, at Vanderbilt, 1/7	80, Ohio State, 11/13 68, Texas A&M, 1/17
.548 (34-62) vs. Winthrop, 12/13 .524 (33-63) vs. Arkansas, 1/13	.365 (23-63) at Clemson, 11/18 .412 (26-63) at Kentucky, 1/14	<b>FG Percentage</b> (SEC)	.241 (13-54), Arkansas, 1/3 .241 (13-54), Arkansas, 1/3	.442 (23-52), Elon, 12/22 .415 (22-53), at Vanderbilt, 1/7
11 vs. Arkansas, 1/3  11 vs. Arkansas, 1/3	1 vs. Arizona State, 11/17  2 vs. Texas A&M, 1/17	<b>3-Point FG Made</b> (SEC)	1, Arkansas, 1/3 1, Winthrop, 12/13 1, Arkansas, 1/3	10, Ohio State, 11/13  9, at Auburn, 1/21
25 at Clemson, 11/18  23 vs. Arkansas, 1/3	10 vs. Duke, 12/6  12 vs. Texas A&M, 1/17	<b>3-Point FG Attempts</b> (SEC)	7, Texas A&M, 1/17 7, at Clemson, 11/18 7, Texas A&M, 1/17	23, vs. ECU, 12/20 23, Ohio State, 11/13 27, at Auburn, 1/21
32 vs. Missouri, 1/10  32 vs. Missouri, 1/10	8 vs. Arkansas, 1/3  8 vs. Arkansas, 1/3	<b>Free Throws Made</b> (SEC)	4, Winthrop, 12/13  5, Texas A&M, 1/17 5, Arkansas, 1/3	18, Missouri, 1/10 18, Ohio State, 11/13 18, Missouri, 1/10
43 vs. Missouri, 1/10  43 vs. Missouri, 1/10	12 vs. Winthrop, 12/13  13 vs. Arkansas, 1/3	<b>Free Throw Attempts</b> (SEC)	8, Texas A&M, 1/17 8, Hampton, 12/16 8, Texas A&M, 1/17	25, at UCLA, 11/22  21, Missouri, 1/10
.875 (14-16) at UCLA, 11/22 .744 (32-43) vs. Missouri, 1/10	.478 (11-23) at Vanderbilt 1/7 .478 (11-23) at Vanderbilt, 1/7	<b>FT Percentage</b> (SEC)	.267 (4-15), Winthrop, 12/13 .500 (5-10), Arkansas, 1/3	.941 (16-17) at Miss. St., 1/24 .941 (16-17) at Miss. St., 1/24
54 vs. ECU, 12/20  48 vs. Arkansas, 1/3	30 at Vanderbilt, 1/7 30 at Hawaii, 11/29 30 at Vanderbilt, 1/7	<b>Rebounds</b> (SEC)	19, Hampton, 12/16  26, Arkansas, 1/3	43, Texas A&M, 1/17 43, at Kentucky, 1/14 43, Texas A&M, 1/17 43, at Kentucky, 1/14
25 vs. UNCG, 11/15 25 vs. Winthrop, 12/13 20 at Auburn, 1/21	6 vs. Arizona State, 11/27  9 at Mississippi State, 1/24	<b>Assists</b> (SEC)	3, Ohio State, 11/13  7, at Kentucky, 1/14	16, vs. CSUB, 11/28  14, at Auburn, 1/21
15 vs. UNCG, 11/15  14 vs. Missouri, 1/10	3 at Kentucky, 1/14 3 vs. Hampton, 12/16 3 at Kentucky, 1/14	<b>Steals</b> (SEC)	0, at Clemson, 11/18  3, at Kentucky, 1/14	13, at UCLA, 11/22 13, Ohio State, 11/13 10, Texas A&M, 1/17
16 vs. Winthrop, 12/13 10 at Kentucky, 1/14	0 at Vanderbilt, 1/7 0 at Vanderbilt, 1/7	<b>Blocked Shots</b> (SEC)	0, at Clemson, 11/18 1, at Auburn, 1/21 1, at Vanderbilt, 1/7 1, Arkansas, 1/3	10, Ohio State, 11/13 7, Texas A&M, 1/17
21 at Mississippi State, 1/24 21 vs. Arizona State, 11/27 21 at UCLA, 11/22 21 at Mississippi State, 1/24	5 vs. CSUB, 11/28 5 at Clemson, 11/18  11 at Kentucky, 1/14 11 at Vanderbilt, 1/7	<b>Turnovers</b> (SEC)	9, Hampton, 12/16 9, at UCLA, 11/22  13, at Mississippi State, 1/24 13, at Auburn, 1/21 13, at Kentucky, 1/14 13, at Vanderbilt, 1/7	21, UNCG, 11/15  20, Missouri, 1/10
22 vs. Missouri, 1/10 22 at Hawaii, 11/29 22 vs. Missouri, 1/10	11 vs. Arkansas, 1/3  11 vs. Arkansas, 1/3	<b>Fouls</b> (SEC)	16, at Auburn, 1/21  16, at Auburn, 1/21	34, Missouri, 1/10  32, Missouri, 1/10

## 2015-16 Individual Superlatives

Category	South Carolina	Opponent
<b>Points in Game</b> (SEC)	29 by Alaina Coates vs. Winthrop, 12/13 26 by A'ja Wilson vs. Texas A&M, 1/17 26 by A'ja Wilson at Kentucky, 1/14	36 by Kelsey Mitchell, Ohio State, 11/13 19 by Victoria Vivians, at Mississippi State, 1/24
<b>Points in a Half</b>	20 (2nd) by A'ja Wilson vs. Duke, 12/6 15 (2nd) by A'ja Wilson at Kentucky, 1/14 15 (2nd) by Tiffany Mitchell at Vanderbilt, 1/7 15 (2nd) by Tina Roy vs. Arkansas, 1/3	21 (2nd) by Kelsey Mitchell, Ohio State, 11/13 14 (2nd) by Katie Frerking, at Auburn, 1/21
<b>Points in a Quarter</b> (SEC)	15 (3rd) by Tina Roy vs. Arkansas, 1/3 15 (3rd) by Tina Roy vs. Arkansas, 1/3	13 (4th) by Kelsey Mitchell, Ohio State, 11/13 11 (4th) by Victoria Vivians, at Mississippi State, 1/24
<b>Field Goals Made</b> (SEC)	13 by Alaina Coates vs. Winthrop, 12/13 11 by A'ja Wilson vs. Texas A&M, 1/17 11 by A'ja Wilson at Kentucky, 1/14	10 by Kelsey Mitchell, Ohio State, 11/13 7 by Victoria Vivians, at Mississippi State, 1/24 7 by Chelsea Jennings, Texas A&M, 1/17 7 by Courtney Walker, Texas A&M, 1/17 7 by Janee Thompson, at Kentucky, 1/14
<b>Field Goal Attempts</b> (SEC)	19 by A'ja Wilson vs. Texas A&M, 1/17 19 by A'ja Wilson vs. Duke, 12/6 19 by A'ja Wilson vs. Texas A&M, 1/17	25 by Victoria Vivians, at Mississippi State, 1/24 25 by Victoria Vivians, at Mississippi State, 1/24
<b>FG Percentage</b> (SEC)	1.00 (3-3) by Alaina Coates vs. Missouri, 1/10 1.00 (3-3) by Tina Roy vs. Elon, 12/22 1.00 (3-3) by Shay Colley vs. CSU Bakersfield, 11/28 1.00 (3-3) by Alaina Coates vs. Missouri, 1/10	1.00 (3-3) by Tra'cee Tanner, at Auburn, 1/21 1.00 (3-3) by Tra'cee Tanner, at Auburn, 1/21
<b>3-Point FG Made</b> (SEC)	7 by Tina Roy vs. Arkansas, 1/3 7 by Tina Roy vs. Arkansas, 1/3	5 by Katie Frerking, at Auburn, 1/21 5 by Katie Frerking, at Auburn, 1/21
<b>3-Point FG Attempts</b> (SEC)	12 by Tina Roy vs. Arkansas, 1/3 12 by Tina Roy vs. Arkansas, 1/3	12 by Katie Frerking, at Auburn, 1/21 12 by Katie Frerking, at Auburn, 1/21
<b>3-Point FG Percentage</b> (SEC)	1.00 (3-3) by Tina Roy vs. Elon, 12/22 .750 (3-4) by Tina Roy at Mississippi State, 1/24	.800 (4-5) by Ameryst Alston, Ohio State, 11/13 .600 (3-5) by Jordan Jones, Texas A&M, 1/17
<b>Free Throws Made</b> (SEC)	8 by Tiffany Mitchell at Mississippi State, 1/24 8 by Tiffany Mitchell vs. Missouri, 1/10 8 by A'ja Wilson vs. Duke, 12/6 8 by Tiffany Mitchell at Mississippi State, 1/24 8 by Tiffany Mitchell vs. Missouri, 1/10	12 by Kelsey Mitchell, Ohio State, 11/13 7 by Jordan Frericks, Missouri, 1/10
<b>Free Throw Attempts</b> (SEC)	12 by Alaina Coates vs. Missouri, 1/10 12 by Alaina Coates vs. Missouri, 1/10	13 by Kelsey Mitchell, Ohio State, 11/13 8 by Jordan Frericks, Missouri, 1/10 8 by Cierra Porter, Missouri, 1/10
<b>FT Percentage</b> (SEC)	1.00 (6-6) by Alaina Coates vs. Elon, 12/22 1.00 (6-6) by Tiffany Mitchell at UCLA, 11/22 1.000 (5-5) by Tiffany Mitchell at Kentucky, 1/14	1.00 (6-6) by Ketara Chapel, at Mississippi State, 1/24 1.00 (6-6) by Jada Payne, East Carolina, 12/20 1.00 (6-6) by Ketara Chapel, at Mississippi State, 1/24
<b>Rebounds</b> (SEC)	16 by Alaina Coates vs. Winthrop, 12/13/15 13 by A'ja Wilson at Kentucky, 1/14	15 by Shayla Cooper, Ohio State, 11/13 10 by Batouly Camara, at Kentucky, 1/14
<b>Assists</b> (SEC)	6 by Khadijah Sessions vs. Winthrop, 12/13 6 by Bianca Cuevas vs. CSU Bakersfield, 11/28 6 by Asia Dozier vs. UNCG, 11/15 6 by Tina Roy vs. UNCG, 11/15 5 by Tiffany Mitchell at Auburn, 1/21 5 by Tiffany Mitchell at Vanderbilt, 1/7	8 by Shay Burnett, Elon, 12/22 5 by Courtney Walker, Texas A&M, 1/17
<b>Steals</b> (SEC)	5 by Bianca Cuevas vs. Missouri, 1/10 5 by Bianca Cuevas vs. Missouri, 1/10	6 by Jordin Canada, at UCLA, 11/22 2 by Dominique Dillingham, at Mississippi State, 1/24 2 by Jordan Jones, Texas A&M, 1/17 2 by Courtney Walker, Texas A&M, 1/17 2 by Courtney Williams, Texas A&M, 1/17 2 by Evelyn Akhator, at Kentucky, 1/14 2 by Rebekah Dahlman, at Vanderbilt, 1/7 2 by Jasmine Jenkins, at Vanderbilt, 1/7 2 by Melissa Wolff, Arkansas, 1/3
<b>Blocked Shots</b> (SEC)	10 by Alaina Coates vs. Winthrop, 12/13 8 by A'ja Wilson vs. Texas A&M, 1/17 8 by A'ja Wilson at Kentucky, 1/14	4 by Kaylah Lupoe, Hampton, 12/16 1 by 11 players
<b>Turnovers</b> (SEC)	8 by Tiffany Mitchell vs. Ohio State, 11/13 7 by Tiffany Mitchell, at Mississippi State, 1/24	8 by Shayla Cooper, Ohio State, 11/13 5 by Jordan Jones, Texas A&M, 1/17 5 by Janee Thompson, at Kentucky, 1/14

## Gamecock Career Highs

### Alaina Coates

<b>Pts</b>	29 vs. Winthrop, 12/13/15
<b>FG</b>	13 vs. Winthrop, 12/13/15
<b>FGA</b>	16 vs. Vanderbilt, 1/5/14
<b>FG %</b>	1.000 (7-7) vs. SC St., 12/22/13
<b>FT</b>	11 at San Diego St., 11/23/13
<b>FTA</b>	15 at San Diego St., 11/23/13
<b>FT %</b>	1.000 (10-10) vs. North Carolina, 3/27/15
<b>Reb</b>	17 vs. Kentucky, 1/9/14
<b>Off Reb</b>	7 vs. Kentucky, 1/9/14
<b>Def Reb</b>	13 vs. CSU Northridge, 3/23/14
<b>Blk</b>	10 vs. Winthrop, 12/13/15
<b>Stl</b>	3, 4x, last at Mississippi State, 1/24/16
<b>Asst</b>	3, 4x, last vs. Texas A&M, 1/17/16
<b>Min</b>	37 at Mississippi State, 1/24/16

### Bianca Cuevas

<b>Pts</b>	21 at Ole Miss, 2/1/15
<b>FG</b>	8 vs. CSUB, 11/28/15
<b>FGA</b>	14 at Georgia, 2/5/15
<b>FG %</b>	.833 (5-6) at Hampton, 12/17/14
<b>3FG</b>	2, 5x, last vs. CSUB, 11/28/15
<b>3FGA</b>	6 vs. Clemson, 11/20/14
<b>3FG %</b>	.667 (2-3) at Hampton, 12/17/14
<b>FT</b>	9 at Ole Miss, 2/1/15
<b>FTA</b>	11 at Ole Miss, 2/1/15
<b>FT %</b>	1.000 (5-5) vs. Syracuse, 3/22/15
<b>Reb</b>	4, 6x, last vs. Duke, 12/6/15
<b>Off Reb</b>	3 vs. Alabama, 1/29/15
<b>Blk</b>	2 vs. NC Central, 12/1/14
<b>Stl</b>	5 Missouri, 1/10/16
<b>Asst</b>	6 vs. CSUB, 11/28/15
<b>Min</b>	29 at Hawaii, 11/29/15

### Asia Dozier

<b>Pts</b>	16, 2x, at San Diego St., 11/23/13
<b>FG</b>	6, 2x, last at Alabama, 1/8/15
<b>FGA</b>	13 at San Diego St., 11/23/13
<b>FG %</b>	1.00 (4-4) at Kentucky, 2/14/13
<b>3FG</b>	4, 2x, last vs. Syracuse, 3/22/15
<b>3FGA</b>	10 at San Diego St., 11/23/13
<b>3FG %</b>	1.000 (2-2), 3x, last vs. East Carolina, 12/20/15
<b>FT</b>	4, 3x, last vs. Florida State, 3/29/15
<b>FTA</b>	7 vs. Elon, 11/9/12
<b>FT %</b>	1.000 (4-4), 2x, last vs. Florida State, 3/29/15
<b>Reb</b>	10 vs. Elon, 11/9/12
<b>Off Reb</b>	4 vs. Elon, 11/9/12
<b>Blk</b>	3 at Kentucky, 3/1/15
<b>Stl</b>	2, 9x, last vs. Hampton, 12/16/15
<b>Asst</b>	6, 3x, last vs. UNCG, 11/15/15
<b>Min</b>	40 at Arkansas, 1/2/14

### India Farmer

<b>Pts</b>	3, 2x, last vs. Alabama, 1/19/14
<b>FGA</b>	3 vs. NC Central, 12/2/13
<b>3FGA</b>	2 vs. NC Central, 12/2/13
<b>FT</b>	2 at Florida, 1/19/15
<b>FTA</b>	2, 2x, last, at Florida, 1/19/15
<b>FT %</b>	1.000 (2-2) at Florida, 1/19/15
<b>Reb</b>	3 vs. NC Central, 12/2/13
<b>Blk</b>	2 vs. UNCG, 11/15/15
<b>Min</b>	11 vs. NC Central, 12/2/13

### Sarah Imovbioh

<b>Pts</b>	19 vs. Hampton, 12/16/15
<b>FG</b>	6 vs. Hampton, 12/16/15
<b>FGA</b>	8 vs. Hampton, 12/16/15
<b>FG %</b>	1.00 (3-3) vs. Winthrop, 12/13/15
<b>FT</b>	7 vs. Hampton, 12/16/15
<b>FTA</b>	9 vs. Hampton, 12/16/15
<b>FT %</b>	.777 (7-9) vs. Hampton, 12/16/15
<b>Reb</b>	12 vs. East Carolina, 12/20/15
<b>Off Reb</b>	5, 2x, last vs. Hampton, 12/16/15
<b>Def Reb</b>	8 vs. East Carolina, 12/20/15
<b>Stl</b>	2, 2x, last at Clemson, 11/18/15
<b>Asst</b>	2, 2x, last vs. Missouri, 1/10/16
<b>Min</b>	24 vs. Hampton, 12/16/15

### Tiffany Mitchell

<b>Pts</b>	25 vs. Georgia, 2/27/14
<b>FG</b>	8, 7x, last at Vanderbilt, 1/7/16
<b>FGA</b>	17 vs. Tennessee, 1/3/13
<b>FG %</b>	.857 (6-7) vs. Savannah State, 12/14/14
<b>3FG</b>	6, 2x, last at Hampton, 12/17/14
<b>3FGA</b>	8, 2x, last at Hampton, 12/17/14
<b>3FG %</b>	1.000 (6-6) vs. San Diego State, 11/23/14
<b>FT</b>	13 vs. CSU Northridge, 3/23/14
<b>FTA</b>	17 vs. CSU Northridge, 3/23/14
<b>FT %</b>	1.000 (10-10) vs. Georgia, 2/27/14
<b>Reb</b>	11, 5x, last at Arkansas, 1/2/14
<b>Off Reb</b>	6 at Florida, 1/20/13
<b>Blk</b>	3 at Arkansas, 2/19/15
<b>Stl</b>	7 vs. NC Central, 12/1/14
<b>Asst</b>	9 at San Diego State, 11/23/13
<b>Min</b>	40, 3x, last vs. Texas A&M, 1/17/16

### Tina Roy

<b>Pts</b>	21 vs. Arkansas, 1/3/16
<b>FG</b>	7 vs. Arkansas, 1/3/16
<b>FGA</b>	14 at UCLA, 11/22/15
<b>FG %</b>	1.000 (4-4) at Alabama, 1/8/15
<b>3FG</b>	7 vs. Arkansas, 1/3/16
<b>3FGA</b>	12 vs. Arkansas, 1/3/16
<b>3FG %</b>	1.000 (3-3), 2x, last vs. Elon, 12/22/15
<b>FT</b>	4 at Southern Cal, 11/25/13
<b>FTA</b>	4, 4x, last vs. Georgia, 2/27/14
<b>FT %</b>	1.000 (4-4) at Southern Cal, 11/25/13
<b>Reb</b>	8 at Mississippi State, 2/6/14
<b>Off Reb</b>	3, 2x, last vs. CSU Northridge, 3/23/14
<b>Blk</b>	2 vs. Mississippi State, 2/6/14
<b>Stl</b>	3 vs. Southern Cal, 11/15/14
<b>Asst</b>	10 vs. Savannah State, 12/14/14
<b>Min</b>	37 at UCLA, 11/22/15

### Khadijah Sessions

<b>Pts</b>	19 vs. Auburn, 2/3/13
<b>FG</b>	6, 2x, last vs. Seton Hall, 11/17/13
<b>FGA</b>	15 at Missouri, 2/28/13
<b>FG %</b>	.833 (5-6) vs. LSU, 2/12/15
<b>3FG</b>	3, 4x, last vs. LSU, 3/7/15
<b>3FGA</b>	6, 3x, last vs. Kentucky, 1/11/15
<b>3FG %</b>	1.00 (3-3) at Kentucky, 2/20/14
<b>FT</b>	8 vs. Auburn, 2/3/13
<b>FTA</b>	12 vs. Missouri, 2/2/14
<b>FT %</b>	1.00 (5-5) at Kentucky, 2/20/14
<b>Reb</b>	6 vs. Clemson, 11/20/14
<b>Off Reb</b>	3, 3x, last at Vanderbilt, 1/7/16
<b>Stl</b>	4, 14x, last vs. Texas A&M, 1/17/16
<b>Asst</b>	8 vs. NC Central, 12/1/14
<b>Min</b>	37, 2x, last vs. Duke, 12/6/15

### Jatarie White

<b>Pts</b>	14 vs. East Carolina, 12/20/15
<b>FG</b>	5, 2x, last vs. East Carolina, 12/20/15
<b>FGA</b>	12 vs. Clemson, 11/20/14
<b>FG %</b>	.626 (5-8) vs. East Carolina, 12/20/15
<b>FT</b>	5 vs. Missouri, 1/10/16
<b>FTA</b>	6, 2x, last vs. Missouri, 1/10/16
<b>FT %</b>	1.000 (2-2), 2x, last vs. Hampton, 12/16/15
<b>Reb</b>	9 vs. Winthrop, 12/13/15
<b>Off Reb</b>	4 at Clemson, 11/18/15
<b>Def Reb</b>	8 vs. Winthrop, 12/13/15
<b>Blk</b>	4 vs. Winthrop, 12/13/15
<b>Stl</b>	2 vs. Syracuse, 3/22/15
<b>Asst</b>	2, 4x, last at Clemson, 11/18/15
<b>Min</b>	22 vs. San Diego St., 11/23/14

### A'ja Wilson

<b>Pts</b>	28 vs. Duke, 12/6/15
<b>FG</b>	11, 2x, last vs. Texas A&M, 1/17/16
<b>FGA</b>	19, 2x, last vs. Texas A&M, 1/17/16
<b>FG %</b>	.800 (8-10) vs. Savannah State, 12/14/14
<b>FT</b>	11 vs. LSU, 2/12/15
<b>FTA</b>	15 vs. LSU, 2/12/15
<b>FT %</b>	1.00 (5-5) vs. Miss. St., 2/26/15
<b>Reb</b>	19 at Kentucky, 3/1/15
<b>Off Reb</b>	6, 3x, last at Kentucky, 1/14/16
<b>Def Reb</b>	14 at Kentucky, 3/1/15
<b>Blk</b>	8, 2x, last vs. Texas A&M, 1/17/16
<b>Stl</b>	3, 4x, last vs. Central Michigan, 12/20/14
<b>Asst</b>	4 vs. CSUB, 11/28/15
<b>Min</b>	38 vs. Texas A&M, 1/17/16

## The Last Time...

### Individual

#### Scored 50 Points

**South Carolina** 51, Jocelyn Penn vs. Stetson, 1/4/03  
**Opponent** Never

#### Scored 40 Points

**South Carolina** 51, Jocelyn Penn vs. Stetson, 1/4/03  
**Opponent** 46, Cornelia Gayden, LSU, 1/14/95

#### Scored 30 Points

**South Carolina** 30, Ieasia Walker vs. Clemson, 11/18/10  
**Opponent** 36, Kelsey Mitchell, Ohio State, 11/13/15

#### Grabbed 20 Rebounds

**South Carolina** 25, Kelsey Bone vs. Boston University, 12/28/09  
**Opponent** 24, Courtney Paris, Oklahoma, 12/30/07

#### Grabbed 15 Rebounds

**South Carolina** 15, Alaina Coates vs. East Carolina, 12/20/15  
**Opponent** 15, Shayla Cooper, Ohio State, 11/13/15

#### Two Players with 20 or More Points

**South Carolina** A'ja Wilson 26/Bianca Cuevas 20 vs. CSU Bakersfield, 11/28/15  
**Opponent** Kelsey Mitchell 36/Ameryst Alston 23, Ohio State, 11/13/15

#### Two Players with 10 or More Rebounds

**South Carolina** A'ja Wilson 13/Alaina Coates 11 at Kentucky, 1/14/16  
**Opponent** Shela Boykin 12/Danielle Ballard 12, LSU, 2/12/15

#### Had 10 Assists

**South Carolina** 10, Tina Roy vs. Savannah State, 12/14/14  
**Opponent** 11, Marneshia Richard, Mississippi State, 1/21/07

#### Had Five Steals

**South Carolina** 5, Bianca Cuevas vs. Missouri, 1/10/16  
**Opponent** 6, Jordin Canada, at UCLA, 11/22/15

#### Had Five Blocked Shots

**South Carolina** 8, A'ja Wilson vs. Texas A&M, 1/17/16  
**Opponent** 5, Breanna Stewart, at UConn, 2/9/15

#### Had a Double-Double

**South Carolina** Alaina Coates (17 pts/10 rebs) at Auburn, 1/21/16  
**Opponent** Marina Laramie (13 pts/10 rebs) vs. East Carolina, 12/20/15

#### Two Players had a Double-Double

**South Carolina** Alaina Coates (13 pts/12 rebs)/ A'ja Wilson (11 pts/11 rebs) vs. Missouri, 1/10/16  
**Opponent** Sheila Boykin (12 pts/12 rebs)/Danielle Ballard (16 pts/12 rebs), LSU, 2/12/15

#### Three Players had a Double-Double

**South Carolina** Ashley Bruner (16 pts/12 rebs)/Aleighsa Welch (16 pts/ 11 rebs)/ Elem Ibiam (12 pts/10 rebs) vs. Kansas, 3/25/13  
**Opponent** Merlakia Jones (26 pts/10 rebs)/Takilya Davis (19 pts/13 rebs)/ DeLisha Milton (14 pts/15 rebs), at Florida, 2/20/94

#### Had a Triple-Double

**South Carolina** Alaina Coates (29 pts/16 rebs/10 blks) vs. Winthrop, 12/13/15  
**Opponent** Never

### Team

#### Scored 100 Points

**South Carolina** 102 at Alabama, 1/8/15  
**Opponent** 103, Clemson, 11/21/03

#### Won by 30 or More Points

**South Carolina** 85-32 (53) vs. Arkansas, 1/3/16  
**Opponent** 66-34 (32), Georgia, 3/4/11

#### Shot 65% or Better from the Field

**South Carolina** .652 (45-69) vs. East Tennessee State, 12/19/00  
**Opponent** Never

#### Shot 60% or Better from the Field

**South Carolina** .612 (30-49) vs. Florida State, 3/29/15  
**Opponent** .604 (29-48), Vanderbilt, 1/18/01

#### Shot 50% or Better from the Field

**South Carolina** .519 (27-52) at Auburn, 1/21/16  
**Opponent** .554 (31-56), at UConn, 2/9/15

#### No Players in Double-Figure Points

**South Carolina** at Auburn, 1/19/12  
**Opponent** Arkansas, 1/3/16

#### Five Players in Double-Figure Points

**South Carolina** vs. Arkansas, 1/3/16  
**Opponent** Arkansas, 2/14/10

#### More Than Five Players in Double-Figure Points

**South Carolina** 6 vs. Syracuse, 3/22/15  
**Opponent** 6 at Georgia, 2/13/03

#### Faced AP Top-25 Opponent

**Win** 59-58 vs. No. 15 Texas A&M, 1/17/16  
**Loss** 56-67 at No. 13 Kentucky, 3/1/15

#### Faced AP Top-10 Opponent

**Win** 57-51 at No. 10 Mississippi State, 1/24/16  
**Loss** 87-62 at No. 2 UConn, 2/9/15

#### Faced AP Top-5 Opponent

**Win** 62-46 vs. No. 5 Tennessee, 3/8/15  
**Loss** 87-62 at No. 2 UConn, 2/9/15

#### Faced AP No. 1 Team

**Win** Never  
**Loss** 49-53 vs. No. 1 Stanford, 12/19/12

#### Overtime Game

**Win** 58-55 vs. Drexel, 11/28/12  
**Loss** 65-57 at Texas A&M, 1/16/14

#### Double-Overtime Game

**Win** 92-91 at Florida State, 2/4/91  
**Loss** 92-94 at Clemson, 11/19/09

#### South Carolina Was Ranked (AP Poll)

**No. 1** 2/9/15  
**Top 10** No. 2, 1/25/16  
**Top 25** No. 2, 1/25/16

# Staley Era Team Records

*Italics indicates set in 2015-16*

## Scoring

Most	Points
1. vs. Savannah State, 12/14/14	111
2. at Alabama, 1/8/15	102
3. vs. Clemson, 11/20/14	99
vs. Ole Miss, 1/30/14	99
vs. Charleston Southern, 11/8/13	99

Fewest	Points
1. at Stanford, 11/26/10	32
2. vs. Georgia, 3/4/11	34
3. vs. Mississippi State, 3/5/09	39
4. at Georgia, 1/13/13	40
5. at Mississippi State, 2/26/09	41

Fewest Allowed	Points
1. vs. South Carolina State, 12/14/11	21
2. vs. Presbyterian, 11/27/11	24
3. vs. NC Central, 12/1/14	26
vs. SC State, 12/22/13	26
5. vs. NC Central, 12/2/13	27

Most Allowed	Points
1. at Clemson, 11/19/09	94
2. vs. North Carolina, 12/20/09	93
3. at Connecticut, 2/9/15	87
4. vs. Xavier, 11/12/10	84
5. at Tennessee, 2/17/11	82
at Florida, 2/22/09	82

## Margin of Outcome

Victory	Score	Margin
1. vs. Charleston Southern, 11/8/13	99-29	+70
2. vs. NC Central, 12/1/14	90-26	+64
3. vs. Savannah State, 12/14/14	111-49	+62
4. vs. Clemson, 11/20/14	99-41	+58
5. vs. <i>Arkansas</i>	85-32	+53

Defeat	Score	Margin
1. at Stanford, 11/26/10	32-70	-38
2. vs. Georgia, 3/4/11	34-66	-32
3. vs. Stanford, 12/19/08	47-78	-31
4. at Penn State, 11/21/10	48-78	-30
5. vs. Connecticut, 12/28/08	48-77	-29

## Field Goals

Made	FGM
1. vs. Charleston Southern, 11/8/13	39
2. vs. Savannah State, 12/14/14	38
vs. Clemson, 11/20/14	38
4. at Alabama, 1/8/15	37
vs. Central Michigan, 12/20/14	37

Attempts	FGA
1. vs. Penn State, 11/20/11	76
2. at Clemson, 11/19/09	74
3. vs. Tennessee, 1/20/11	73
4. vs. Central Michigan, 12/20/14	72
vs. Clemson, 11/20/14	72
vs. Kansas, 3/25/13	72

Highest Percentage (Min. 40 FGA)	FGM-A	Pct
1. vs. Savannah State, 3/20/15	34-53	.642
2. at Alabama, 1/8/15	37-58	.638
3. vs. Florida State, 3/29/15	30-49	.612
4. vs. Charleston Southern, 11/8/13	39-64	.609
5. vs. Ole Miss, 1/30/14	31-51	.608

Lowest Percentage (Min. 40 FGA)	FGM-A	Pct
1. at Stanford, 11/26/10	12-55	.218
2. vs. Georgia, 3/4/11	12-52	.231
3. at Florida, 1/20/13	15-64	.234
4. at Kentucky, 2/5/09	13-55	.236
5. at Georgia, 1/2/11	13-54	.241

Lowest Percentage Allowed	FGM-A	Pct
1. vs. South Carolina State, 12/14/11	6-48	.125
2. vs. NC Central, 12/2/13	8-50	.160
3. vs. Charleston Southern, 11/8/13	10-54	.185
4. vs. Arkansas, 3/6/15	11-57	.193
vs. Hampton, 11/22/12	11-57	.193

Highest Percentage Allowed	FGM-A	Pct
1. vs. Connecticut, 12/28/08	35-62	.565
vs. Florida, 1/9/11	26-46	.565
3. vs. Xavier, 11/12/10	34-61	.557
4. at Connecticut, 2/9/15	31-56	.554
5. at Kentucky, 1/13/11	30-55	.545

## 3-Point Field Goals

Made	3FGM
1. vs. <i>Arkansas</i> , 1/3/16	11
at Alabama, 1/8/15	11
3. at <i>Vanderbilt</i> , 1/7/16	10
4. vs. <i>Winthrop</i> , 12/13/15	9
10 other times	9

Attempts	3FGA
1. vs. Penn State, 11/20/11	29
2. vs. College of Charleston, 11/14/13	28
vs. North Carolina, 12/19/10	28
4. vs. Syracuse, 11/28/14	26
5. at <i>Clemson</i> , 11/18/15	25
vs. Savannah State, 11/15/12	25
at Ole Miss, 1/16/11	25

Percentage (Min. 5 3FGA)	3FGM-A	Pct
1. vs. Oregon State, 3/25/14	4-6	.667
vs. Ole Miss, 1/30/14	4-6	.667
vs. Savannah State, 12/28/13	4-6	.667
vs. Western Carolina, 12/29/12	6-9	.667
at Alabama, 1/10/10	8-12	.667
vs. Charlotte, 12/21/08	8-12	.667

## Free Throws

Made	FTM
1. vs. Savannah State, 12/14/14	34
vs. Oregon State, 3/25/14	34
3. vs. <i>Missouri</i> , 1/10/16	32
vs. Ole Miss, 1/30/14	32
at Mississippi State, 1/6/13	32

Attempts	FTA
1. at Mississippi State, 1/6/13	50
2. vs. Savannah State, 12/28/13	48
3. vs. Savannah State, 12/14/14	47
4. vs. Missouri, 2/2/14	46
5. vs. Seton Hall, 11/17/13	44
vs. SC State, 12/21/12	44

Percentage (Min. 10 FTA)	FTM-A	Pct
1. vs. Alabama, 1/19/14	10-11	.909
2. vs. Auburn, 1/2/09	23-26	.885
3. at <i>UCLA</i> , 11/22/15	14-16	.875
vs. San Diego State, 11/28/09	14-16	.875
5. at Mississippi State, 2/6/14	20-23	.870

## Rebounding

Total	Rebs
1. vs. College of Charleston, 11/14/13	62
2. at Florida, 1/20/13	59
3. vs. Hampton, 11/22/12	57
4. vs. Savannah State, 12/14/14	56
5. vs. Kentucky, 1/11/15	55

Margin	Rebs	Margin
1. vs. Savannah State, 12/14/14	56-21	+35
2. vs. <i>Hampton</i> , 12/16/15	52-19	+33
3. at Alabama, 2/7/13	53-24	+29
4. vs. Hampton, 12/17/14	48-21	+27
5. vs. SC State, 12/22/13	47-21	+26
vs. Florida Gulf Coast, 11/23/12	46-20	+26

## Assists

Game	Assists
1. vs. NC Central, 12/11/14	26
2. vs. <i>Winthrop</i> , 12/13/15	25
vs. <i>UNCG</i> , 11/15/15	25
vs. San Diego State, 11/23/14	25
vs. Clemson, 11/20/14	25
vs. Alabama, 1/19/14	25
vs. Charleston Southern, 11/8/13	25

## Steals

Game	Steals
1. vs. NC Central, 12/11/14	21
vs. Furman, 12/11/11	21
3. vs. San Diego State, 11/23/14	18
4. vs. Charleston Southern, 11/8/13	17
5. vs. NC State, 12/12/10	16
vs. USC Upstate, 12/16/08	16

## Blocked Shots

Game	Blocks
1. vs. <i>Winthrop</i> , 12/13/15	16
2. vs. Arkansas, 3/6/15	15
3. at Mississippi State, 2/6/14	14
vs. Kentucky, 1/9/14	14
5. at Kentucky, 3/1/15	12
vs. Charleston Southern, 11/14/13	12

## Turnovers

Fewest	TOs
1. at Tennessee, 2/2/12	4
2. vs. <i>CSU Bakersfield</i> , 11/28/15	5
at <i>Clemson</i> , 11/18/15	5
vs. Tennessee, 2/23/15	5
vs. Syracuse, 11/28/14	5
at Missouri, 2/28/13	5
vs. Georgia, 3/2/12	5
vs. Ole Miss, 3/3/11	5

Most	TOs
1. at Wake Forest, 12/3/08	32
2. vs. Hampton, 11/22/12	29
vs. Kentucky, 1/15/12	29
4. at Kentucky, 1/13/11	28
5. vs. Jacksonville, 12/30/08	26

# Dawn Staley

**Head Coach**  
**8th Season at South Carolina**  
**Virginia, 1992**



When three-time Olympic gold medalist Dawn Staley took the reins of the University of South Carolina women's basketball program on May 10, 2008, the Gamecocks' stature immediately rose not just in the Southeastern Conference but on the national stage as well. Building on a foundation of hard work, defensive effort and a "team first" mentality, South Carolina began to realize those expectations in 2011-12, and the program has continued to thrive. The Gamecocks boast four straight 25-win seasons, which include two SEC regular-season championships (2014, 2015), an SEC Tournament title (2015), an NCAA Final Four appearance (2015) and two other Sweet 16 seasons (2012, 2014), the program's first ever No. 1 national ranking and a school-record 34 wins in 2014-15. Staley's success has united every demographic in the state of South Carolina as the Gamecocks' fan based has tripled over the last three seasons, leading the nation in home attendance in 2014-15 at 12,293 fans per game and pacing the country in attendance increase in 2013-14 and 2014-15.

While her coaching career is blossoming, Staley is still recognized for her body of work as a one of the most decorated participants in United States women's basketball history. The Naismith Memorial Basketball Hall of Fame solidified her legacy with her enshrinement into the Hall as part of the Class of 2013. The Phoenix Club of Philadelphia established the Dawn Staley Award recognizing the nation's top guard in women's Division I basketball in 2013 as well. Staley was inducted into the Women's Basketball Hall of Fame as part of the Class of 2012 and was one of the final nominees for induction to the U.S. Olympic Hall of Fame the same year. In the summer of 2011, the WNBA recognized her as one of the league's "Top 15," honoring the most influential players in the league's history.

In her 16th season as a head coach, Staley has led her teams to six 25-win seasons, a total of 12 postseason appearances (two WNIT) and 34 weeks in the Associated Press top 10, including 12 in the No. 1 spot.

At the helm of the Gamecocks over the last seven seasons, Staley has been named National Coach of the Year (2014, *Basketball Times*), a Naismith National Coach of the Year Finalist (2014, 2015), SEC Coach of the Year (2014, *Coaches and AP*; 2015, *Coaches*) and BCA Female Coach of the Year (2012). She has coached two All-Americans, 16 All-SEC selections, six SEC All-Freshman team selections, two SEC Player of the Year choices, an SEC Sixth Player of the Year, an SEC Defensive Player of the Year and three SEC Freshman of the Year winners. South Carolina has turned in historic seasons each of the last four, especially standing out among the program's 24 seasons in the SEC, posting 25 wins in 2011-12 and 2012-13, 29 wins in 2013-14 and a school-record 34 victories in 2014-15. The Gamecocks have won more SEC games than the season before in each of Staley's last six seasons, and her 67 SEC victories are more than any other Gamecock coach, accounting for 51.1 percent of the program's total 131 league wins. She has helped the Gamecocks to four of the program's five top-four finishes in the SEC, including the first regular-season championship in 2013-14 and a share of the same title in 2014-15. Her 113 overall wins in the last four seasons mark the most successful four-year stretch in program history. Off the court, Staley's Gamecocks have been active in the community and thriving in the classroom. Every student-athlete who completed her eligibility under Staley at South Carolina has graduated or is on track to graduate, and the team GPA has been over 3.0 for the last six semesters. During the historic 2014-15 season, eight Gamecocks posted at least a 3.0 GPA for the year.

## Year-by-Year Coaching Record

Year	School	Record	Conf. Rec.	Conf. Finish	Postseason
2000-01	Temple	19-11	11-5	2nd East	WNIT
2001-02	Temple	20-11	12-4	2nd East	A-10 Tourn. Champ./NCAA 1st Round
2002-03	Temple	14-15	9-7	2nd East	
2003-04	Temple	21-10	14-2	1st East	A-10 Tourn. Champ./NCAA 1st Round
2004-05	Temple	28-4	16-0	1st East*	A-10 Tourn. Champ./NCAA 2nd Round
2005-06	Temple	24-8	12-4	3rd	A-10 Tourn. Champ./NCAA 1st Round
2006-07	Temple	25-8	13-1	2nd	NCAA 2nd Round
2007-08	Temple	21-13	12-2	T-1st	NCAA 1st Round
2008-09	South Carolina	10-18	2-12	11th	
2009-10	South Carolina	14-15	7-9	T-7th	
2010-11	South Carolina	18-15	8-8	T-5th	WNIT 2nd Round
2011-12	South Carolina	25-10	10-6	T-4th	NCAA Sweet 16
2012-13	South Carolina	25-8	11-5	T-4th	NCAA 2nd Round
2013-14	South Carolina	29-5	14-2	1st	NCAA Sweet 16
2014-15	South Carolina	34-3	15-1	T-1st	SEC Tourn. Champ./NCAA Final Four
2015-16	South Carolina	19-0	7-0		
<b>Career</b>	<b>16th season</b>	<b>346-154</b>	<b>173-68</b>		
<b>At SC</b>	<b>8th season</b>	<b>174-74</b>	<b>74-43</b>		

## Coaching Highlights

### College

- 10 NCAA Tournament Appearances (4 at South Carolina)
- 10 20-Win Seasons (4 at South Carolina)
- 3 Regular-Season Conference Titles (SEC 2014, 2015; A-10 2008)
- 5 Conference Tournament Titles (SEC 2015; A-10 2002, 2004, 2005, 2006)
- 2-time Naismith National Coach of the Year Finalist (2014, 2015)
- *Basketball Times* National Coach of the Year (2014)
- 3-time WBCA Region Coach of the Year (Region 3 2014, 2015; Region 1 2005)
- Four-time Conference Coach of the Year (SEC 2014, 2015; A-10 2004, 2005)

### USA Basketball

- Senior National Team Asst. Coach (2006-08, 2014-16) – FIBA World Championship gold medal (2014), Beijing Olympics gold medal (2008), FIBA Americas Championship gold medal (2007), FIBA World Championship bronze medal (2006)
- U19 National Team Head Coach – FIBA U19 World Championship gold medal (2015)
  - > 2015 USA Basketball co-National Coach of the Year
- U18 National Team Head Coach – FIBA U18 Americas Championship gold medal (2014)
- Pan Am Games Head Coach – Gold medal (2007)

## Playing Highlights

### U.S. Professional – 11 seasons

- Five-time WNBA All-Star (2001-03, 2005-06)
- Two-time ABL All-Star (1997, 1998)
- WNBA All-Decade Team

### USA Basketball

- Olympic gold medalist (1996, 2000, 2004)
- Flag bearer for U.S. in Olympic Games Opening Ceremony (2004)
- Two-time USA Basketball Female Athlete of the Year (1994, 2004)

### College – Virginia (1989-92)

- Kodak All-America (1990, 1991, 1992)
- Honda-Broderick Cup Award for Collegiate Female Athlete of the Year (1991)
- Two-time ACC Player of the Year (1991, 1992)
- NCAA Tournament MOP (1991)

## Other Notables

- Naismith Memorial Basketball Hall of Fame, Class of 2013
- Women's Basketball Hall of Fame, Class of 2012



# DONIYAH CLINEY

6-0 • R-Fr. • G • Newark, N.J. • Shabazz  
Major: Sociology



## 2015-16

- Has played in five games following hand injury
- Was having great preseason before surgery on her right hand in early November ... had cast removed Dec. 17 and was fully cleared for practice in January
- Showed her court vision at Auburn (Jan. 21) handing out three assists in the second half while capping the third quarter with her first career 3-pointer
- Added five points to win over No. 20/- Missouri (Jan. 10), finding her way in pace of play on both sides of the ball after not seeing game action since high school (2013-14)
- Made her South Carolina debut at Vanderbilt (Jan. 7), tallying two points in five minutes of action

## Career Highs

**Pts** ..... 5 vs. Missouri, 1/10/16  
**Rebs** ..... 2 at Auburn, 1/21/16  
**Blks** .....  
**Stls** ..... 1 vs. Missouri, 1/10/16  
**Assts** ..... 3 at Auburn, 1/21/16  
**Min** ..... 14 vs. Missouri, 1/10/16

## SEC Career Highs

**Pts** ..... 5 vs. Missouri, 1/10/16  
**Rebs** ..... 2 at Auburn, 1/21/16  
**Blks** .....  
**Stls** ..... 1 vs. Missouri, 1/10/16  
**Assts** ..... 3 at Auburn, 1/21/16  
**Min** ..... 14 vs. Missouri, 1/10/16

## 2015-16 Game-by-Game

Opponent	Date	GS	MIN	FG-A	3FG-A	FT-A	Reb	A	TO	B	S	TP
Ohio State	11/13					— DNP —						
UNCG	11/15					— DNP —						
at Clemson	11/18					— DNP —						
at UCLA	11/22					— DNP —						
vs. Arizona State	11/27					— DNP —						
vs. CSUB	11/28					— DNP —						
vs. Hawaii	11/29					— DNP —						
Duke	12/6					— DNP —						
Winthrop	12/13					— DNP —						
Hampton	12/16					— DNP —						
vs. East Carolina	12/20					— DNP —						
Elon	12/22					— DNP —						
Arkansas	1/3					— DNP —						
at Vanderbilt	1/7		5	1-2	0-0	0-0	0-0-0	0	0	0	0	2
Missouri	1/10		14	2-5	0-0	1-1	1-0-1	0	0	0	1	5
at Kentucky	1/14		5	0-2	0-0	0-0	0-0-0	0	0	0	0	0
Texas A&M	1/17					— DNP —						
at Auburn	1/21		11	1-2	1-2	0-0	0-2-2	3	1	0	0	3
at Miss. State	1/24		9	0-0	0-0	1-4	0-0-0	0	1	0	0	1

## Career Stats at South Carolina

Year	GP	GS	Min	Avg	FG	FGA	Pct	3FG	FGA	Pct	FT	FTA	Pct	Off	Def	Tot	Avg	PF	FO	A	TO	Blk	Stl	Pts	Avg
2014-15							— Did Not Play —																		
2015-16	5	0	44	8.8	4	11	.364	1	2	.500	2	5	.400	1	2	3	0.6	10	0	3	2	0	1	11	2.2
<b>Career</b>	<b>5</b>	<b>0</b>	<b>44</b>	<b>8.8</b>	<b>4</b>	<b>11</b>	<b>.364</b>	<b>1</b>	<b>2</b>	<b>.500</b>	<b>2</b>	<b>5</b>	<b>.400</b>	<b>1</b>	<b>2</b>	<b>3</b>	<b>0.6</b>	<b>10</b>	<b>0</b>	<b>3</b>	<b>2</b>	<b>0</b>	<b>1</b>	<b>11</b>	<b>2.2</b>



# ALAINA COATES

6-4 • Jr. • C • Irmo, S.C. • Dutch Fork  
Major: Social Work



## Career Highlights

Naismith Early Season Watch List (2015-16)	2015 Naismith Trophy Top 50 Watch List
Wooden Award Watch List (2015-16)	2014 SEC Co-6th Player of the Year (Coaches)
Preseason All-SEC First Team (Coaches, Media)	2014 SEC Freshman of the Year (Coaches, AP)
2015 SEC All-Defensive Team	2014 Freshman All-America First Team (Full Court)
All-SEC 2nd Team (Coaches - 2014, 2015; AP - 2015)	2014 SEC All-Freshman Team
2015 NCAA Greensboro Region MOP	5-time SEC Freshman of the Week (2013-14)
2015 SEC All-Tournament Team	

## 2015-16

- Ranks first in SEC in double-doubles and rebounding, fifth in blocks (1.5) and 18th in scoring
- Averaging a double-double in SEC play (10.3 ppg/10.7 rpg)
- Holds third place in school history with 155 career blocks, just 22 away from the school record
- Became the 31st player in program history to net 1,000 career points and the 13th to do it with 700 rebounds
- Has tallied nine double-doubles (seven in her last 11 games), including one triple-double
- Led team in rebounds 11 times – at Clemson, at UCLA, Winthrop, Hampton, vs. East Carolina, Elon, Arkansas, at Vanderbilt, Missouri, Texas A&M, at Auburn, at Miss. St.
- Shook off tough scoring night with great rebounding at #10/10 Mississippi State (Jan. 24), including six in a tight third quarter and her 11th of the night sparking a transition layup for a six-point league with 3:01 to play
- Established inside game early with six of team's first 12 points at Auburn (Jan. 21) and nearly had her double-double by halftime
- Matched a career best with three assists against #15/11 Texas A&M (Jan. 17) after playing a career high 34 minutes
- Hit both 1,000 career points and 700 career rebounds in opening minute against #20/- Missouri (Jan. 10), finishing with third-straight double-double
- Completed her school-record 12th career double-double in SEC play with key putback in late 11-3 run that sealed win at Vanderbilt (Jan. 7)
- Posted third-straight double-double against East Carolina (Dec. 20), grabbing 10 of her 15 rebounds in just 11 minutes of second-half action
- Recorded double-double against Hampton (Dec. 16) with 10 of 22 points coming during a 12-4 second-half run
- Played an historic career game against Winthrop (Dec. 13), recording program's first triple-double since Dec. 20, 2006, and first ever with blocked shots, swatting away a school-record 10 to go with her career-high 29 points and 16 rebounds

## 2015-16 Game-by-Game

Opponent	Date	GS	MIN	FG-A	3FG-A	FT-A	Reb	A	TO	B	S	TP
Ohio State	11/13		28	6-9	0-0	5-10	4-9-13	0	3	3	1	17
UNCG	11/15	*	13	6-7	0-0	0-3	2-5-7	0	0	0	3	12
at Clemson	11/18	*	22	4-7	0-0	2-4	5-1-6	1	2	2	1	10
at UCLA	11/22	*	32	6-7	0-0	0-0	4-8-12	0	1	0	2	12
vs. Arizona State	11/27	*	23	3-6	0-0	0-1	3-4-7	1	2	1	1	6
vs. CSUB	11/28	*	22	3-10	0-0	0-2	1-3-4	0	1	0	0	6
vs. Hawaii	11/29	*	20	1-3	0-0	1-2	0-1-1	0	2	3	0	3
Duke	12/6	*	25	7-9	0-0	2-4	2-5-7	0	1	1	1	16
Winthrop	12/13	*	30	13-15	0-0	3-5	6-10-16	0	1	10	1	29
Hampton	12/16	*	26	8-11	0-0	6-9	2-10-12	2	3	1	0	22
vs. East Carolina	12/20	*	21	4-8	0-0	2-4	4-11-15	0	0	2	0	10
Elon	12/22	*	24	5-6	0-0	6-6	5-3-8	0	4	2	1	16
Arkansas	1/3	*	26	4-5	0-0	3-3	0-10-10	2	0	1	1	11
at Vanderbilt	1/7	*	29	5-6	0-0	1-4	3-7-10	1	1	0	0	11
Missouri	1/10	*	19	3-3	0-0	7-12	3-9-12	0	2	0	1	13
at Kentucky	1/14	*	28	3-4	0-0	3-4	2-9-11	1	0	0	0	9
Texas A&M	1/17	*	34	2-5	0-0	1-2	1-10-11	3	1	0	2	5
at Auburn	1/21	*	26	8-10	0-0	1-2	5-5-10	2	4	1	0	17
at Miss. State	1/24	*	37	2-3	0-0	2-2	1-10-11	1	1	2	3	6

## Miscellaneous

	Season	Career
Triple-Double	1	1
Double-Double	9	31
20+ Points	2	10
10+ Points	13	60
10+ Rebounds	12	37
5+ Blocks	1	4
Tm-High Points	3	15
Tm-High Rebs.	12	46

## Career Highs

Pts	..... 29 vs. Winthrop, 12/13/15
Rebs	..... 17 vs. Kentucky, 1/9/14
Blks	..... 10 vs. Winthrop, 12/13/15
Stls	..... 3, 4x, last at Mississippi State, 1/24/16
Assts	..... 3, 4x, last vs. Texas A&M, 1/17/16
Min	..... 37 at Mississippi State, 1/24/16

## 2015-16 Highs

Pts	..... 29 vs. Winthrop, 12/13
Rebs	..... 16 vs. Winthrop, 12/13
Blks	..... 10 vs. Winthrop, 12/13
Stls	..... 3, 2x, last at Mississippi State, 1/24
Assts	..... 3 vs. Texas A&M, 1/17
Min	..... 37 at Mississippi State, 1/24

## SEC Career Highs

Pts	..... 24, 2x, last vs. Ole Miss, 1/30/14
Rebs	..... 17 vs. Kentucky, 1/9/14
Blks	..... 5, 3x, last vs. Alabama, 1/29/15
Stls	..... 3, 3x, last at Mississippi St., 1/24/16
Assts	..... 3, 2x, last vs. Texas A&M, 1/17/16
Min	..... 37 at Mississippi State, 1/24/16

- Connected on 7-of-9 field goals against #14/13 Duke (Dec. 6) and tallied six crucial points down the stretch to help South Carolina pull away
- Scored the game-tying putback with 56 seconds left against #16/18 Arizona State (Nov. 27)
- Double-double at UCLA (Nov. 22) kept Gamecocks within reach and made key steal during 8-2 run over final 90 seconds to secure the win
- Dominated the glass late against #6/10 Ohio State (Nov. 13), especially in 10-2 run over final 2:35 that decided the game, and finished the contest with her 24th career double-double (17 points, 13 rebounds)

## Career Stats at South Carolina

Year	GP	GS	Min	Avg	FG	FGA	Pct	3FG	FGA	Pct	FT	FTA	Pct	Off	Def	Tot	Avg	PF	FO	A	TO	Blk	Stl	Pts	Avg
2013-14	34	1	668	19.6	148	242	.612	0	0	—	121	185	.654	82	203	285	8.4	83	1	11	57	73	17	417	12.3
2014-15	36	5	760	21.1	141	251	.562	0	0	—	117	168	.696	99	186	285	7.9	62	0	28	50	53	19	399	11.1
2015-16	19	18	485	25.5	93	134	.694	0	0	—	45	79	.570	53	130	183	9.6	45	0	14	29	29	18	231	12.2
<b>Career</b>	<b>89</b>	<b>24</b>	<b>1913</b>	<b>21.5</b>	<b>382</b>	<b>627</b>	<b>.609</b>	<b>0</b>	<b>0</b>	<b>—</b>	<b>283</b>	<b>432</b>	<b>.655</b>	<b>234</b>	<b>519</b>	<b>753</b>	<b>8.5</b>	<b>190</b>	<b>1</b>	<b>53</b>	<b>136</b>	<b>155</b>	<b>54</b>	<b>1047</b>	<b>11.8</b>





# BIANCA CUEVAS

5-6 • So. • G • Bronx, N.Y. • Nazareth Regional  
Major: Criminal Justice



## Career Highlights

2015 Rainbow Wahine Showdown All-Tournament | McDonald's All-America (2013-14)  
New York Class AA co-Player of the Year (2013-14)

## 2015-16

- Has appeared in every game
- Led team in scoring once – vs. Arizona State
- Handed out team-high assists once – vs. CSUB
- Scored seven of her nine points against #15/11 Texas A&M (Jan. 17) during 12-7 fourth-quarter run that gave Gamecocks five-point lead with 3:55 to play
- Played lock-down defense against #20/- Missouri (Jan. 10), recording a career-best five steals
- Snatched a game-high three steals in the SEC opener against Arkansas (Jan. 3)
- Matched a career high with four rebounds against #14/13 Duke (Dec. 6)
- Named to the Rainbow Wahine Showdown All-Tournament team, finishing second on the team in scoring at the event with 17.0 points per game on 54.1 percent shooting, averaging 3.3 rebounds and swiping seven steals over the three-game event
- Scored in double figures for the third-straight game with 13 at Hawaii (Nov. 29), including nine in the second half to help Gamecocks pull away from a seven-point halftime lead
- Fell one point shy of her career high with 20 against CSU Bakersfield with four of her nine fourth-quarter points coming on back-to-back plays to launch a 14-2 run that put the game out of Roadrunners' reach
- Went on a personal 11-7 second-half run against #16/18 Arizona State (Nov. 27) as part of her team-high tying 18 points
- Gave UNCG (Nov. 15) trouble with her speed en route to 11 points, including 6-of-8 from the free throw line

## Miscellaneous

	Season	Career
20+ Points	1	2
10+ Points	6	14
5+ Assists	1	6
Tm-High Points	1	3
Tm-High Assists	1	9

## Career Highs

Pts .....21 at Ole Miss, 2/1/15  
Rebs..... 4, 6x, last vs. Duke, 12/6/15  
Blks .....2 vs. NC Central, 12/1/14  
Stls..... 5 vs. Missouri, 1/10/16  
Assts .....6 vs. CSU Bakersfield, 11/28/15  
Min.....30 vs. Southern Cal, 11/15/14

## 2015-16 Highs

Pts .....20 vs. CSU Bakersfield, 11/28  
Rebs..... 4, 3x, last vs. Duke, 12/6  
Blks .....  
Stls..... 5 vs. Missouri, 1/10  
Assts ..... 6 vs. CSU Bakersfield, 11/28  
Min.....29 vs. Hawaii, 11/29

## SEC Career Highs

Pts ..... 21 vs. Ole Miss, 2/1/15  
Rebs..... 4, 3x, last at Georgia, 2/5/15  
Blks ..... 1, 2x, last at Kentucky, 3/1/15  
Stls..... 5 vs. Missouri, 1/10/16  
Assts ..... 5, 2x, last vs. Vanderbilt, 2/15/15  
Min.....24, 2x, last vs. Arkansas, 1/3/16

## 2015-16 Game-by-Game

Opponent	Date	GS	MIN	FG-A	3FG-A	FT-A	Reb	A	TO	B	S	TP
Ohio State	11/13	8	1-5	0-1	3-4	0-0-0	1	1	0	0	5	
UNCG	11/15	19	2-4	1-3	6-8	0-2-2	1	3	0	2	11	
at Clemson	11/18	17	2-7	0-3	0-0	0-1-1	2	0	0	2	4	
at UCLA	11/22	13	2-4	0-0	3-3	0-2-2	2	2	0	0	7	
vs. Arizona State	11/27	18	7-13	0-2	4-7	0-2-2	0	2	0	2	18	
vs. CSUB	11/28	26	8-12	2-5	2-2	1-3-4	6	2	0	3	20	
vs. Hawaii	11/29	29	5-12	1-3	2-4	1-3-4	0	2	0	2	13	
Duke	12/6	13	1-4	0-1	0-2	0-4-4	2	1	0	0	2	
Winthrop	12/13	22	4-11	1-2	4-4	0-2-2	1	2	0	1	13	
Hampton	12/16	17	2-6	1-3	1-1	0-1-1	1	2	0	0	6	
vs. East Carolina	12/20	17	1-7	0-3	2-2	0-1-1	1	0	0	3	4	
Elon	12/22	15	1-4	0-3	0-0	0-1-1	2	3	0	0	2	
Arkansas	1/3	24	4-8	1-5	1-2	1-1-2	3	3	0	3	10	
at Vanderbilt	1/7	12	2-6	0-3	0-0	0-1-1	2	2	0	1	4	
Missouri	1/10	17	2-6	0-1	2-2	0-0-0	1	3	0	5	6	
at Kentucky	1/14	15	0-7	0-1	2-2	0-0-0	1	0	0	0	2	
Texas A&M	1/17	20	3-6	1-1	2-2	1-2-3	2	2	0	1	9	
at Auburn	1/21	18	0-3	0-2	1-2	0-2-2	2	2	0	0	1	
at Miss. State	1/24	6	0-2	0-0	0-2	0-0-0	1	1	0	0	0	

## Career Stats at South Carolina

Year	GP	GS	Min	Avg	FG	FGA	Pct	3FG	FGA	Pct	FT	FTA	Pct	Off	Def	Tot	Avg	PF	FO	A	TO	Blk	Stl	Pts	Avg
2014-15	37	0	536	14.5	74	200	.370	16	72	.222	45	58	.776	13	35	48	1.3	44	1	64	60	5	42	209	5.6
2015-16	19	0	326	17.2	47	127	.370	8	42	.190	35	49	.714	4	28	32	1.7	20	0	31	33	0	25	137	7.2
<b>Career</b>	<b>56</b>	<b>0</b>	<b>862</b>	<b>15.4</b>	<b>121</b>	<b>327</b>	<b>.370</b>	<b>24</b>	<b>114</b>	<b>.211</b>	<b>80</b>	<b>107</b>	<b>.748</b>	<b>17</b>	<b>63</b>	<b>80</b>	<b>1.4</b>	<b>64</b>	<b>1</b>	<b>95</b>	<b>93</b>	<b>5</b>	<b>67</b>	<b>346</b>	<b>6.2</b>



# ASIA DOZIER

6-0 • Sr. • G/F • Columbia, S.C. • Spring Valley  
Major: Accounting



## Career Highlights

Three-time SEC Academic Honor Roll

## 2015-16

- Team captain
- Has played in 18 games with nine starts
- Has recorded at least five assists two times
- Handed out team-high assists three times – UNCG, Duke, Hampton
- Hit two clutch free throws at #10/10 Mississippi State (Jan. 24) after playing just 5:00 in the second half to give South Carolina a 55-51 advantage with 23 seconds to play
- Reached double figures for the first time this season against East Carolina (Dec. 20), scoring five of her 10 points in the first quarter
- Returned to starting lineup against Hampton (Dec. 16), matching a career high with two steals in the opening 10 minutes
- Connected on a game-high three 3-pointers on the way to a season-best nine points against Winthrop (Dec. 13)
- Was solid, steady force on defense against #14/13 Duke (Dec. 6)
- Started the second half at Clemson (Nov. 18) and hit back-to-back 3s as part of 19-5 run that broke open the game
- Tied career high with six assists against UNCG (Nov. 15)
- Started the second half against #6/10 Ohio State (Nov. 13), providing calming influence after Gamecocks trailed at the break

## Miscellaneous

	Season	Career
10+ Points	1	14
10+ Rebounds	0	1
5+ Assists	2	10
Tm-High Points	0	2
Tm-High Assists	3	16

## Career Highs

Pts ..... 16, 2x, at San Diego State, 11/23/13  
 Rebs..... 10 vs. Elon, 11/9/12  
 Blks ..... 3 at Kentucky, 3/1/15  
 Stls..... 2, 9x, last vs. Hampton, 12/16/15  
 Assts ..... 6, 3x, last vs. UNCG, 11/15/15  
 Min..... 40 at Arkansas, 1/2/14

## 2015-16 Highs

Pts ..... 10 vs. East Carolina, 12/20  
 Rebs..... 3 vs. Missouri, 1/10  
 Blks .....  
 Stls..... 2 vs. Hampton, 12/16  
 Assts ..... 6 vs. UNCG, 11/15  
 Min..... 26 vs. UNCG, 11/15

## SEC Career Highs

Pts ..... 15 at Alabama, 1/8/15  
 Rebs..... 6 vs. Florida, 2/23/14  
 Blks ..... 3 at Kentucky, 3/1/15  
 Stls ..... 2 at Alabama, 1/8/15  
 Assts ..... 6 vs. Ole Miss, 1/30/14  
 Min..... 40 at Arkansas, 1/2/14

## 2015-16 Game-by-Game

Opponent	Date	GS	MIN	FG-A	3FG-A	FT-A	Reb	A	TO	B	S	TP
Ohio State	11/13		12	1-2	0-0	2-2	0-0-0	1	2	0	0	4
UNCG	11/15		26	1-4	1-4	0-0	0-2-2	6	0	0	0	3
at Clemson	11/18		21	3-9	2-7	0-0	0-1-1	0	1	0	0	8
at UCLA	11/22		3	0-1	0-1	0-0	0-0-0	0	1	0	0	0
vs. Arizona State	11/27		5	0-0	0-0	0-0	0-1-1	0	1	0	1	2
vs. CSUB	11/28		3	0-1	0-1	0-0	0-0-0	0	0	0	0	0
vs. Hawaii	11/29		25	0-2	0-2	3-4	0-0-0	3	1	0	1	3
Duke	12/6		20	0-2	0-1	0-0	0-2-2	3	1	0	0	0
Winthrop	12/13		18	3-4	3-4	0-0	0-2-2	3	2	0	1	9
Hampton	12/16	*	22	2-6	0-2	2-2	1-1-2	5	1	0	2	6
vs. East Carolina	12/20	*	19	4-5	2-2	0-0	0-1-1	0	1	0	0	10
Elon	12/22	*	22	3-5	1-3	0-0	1-0-1	3	1	0	0	7
Arkansas	1/3						— DNP —					
at Vanderbilt	1/7	*	23	1-5	1-4	0-0	0-1-1	4	2	0	0	3
Missouri	1/10	*	18	1-3	0-0	0-0	1-2-3	1	1	0	0	2
at Kentucky	1/14	*	5	0-2	0-1	0-0	0-1-1	0	1	0	0	0
Texas A&M	1/17	*	13	0-1	0-1	0-0	1-0-1	1	2	0	1	0
at Auburn	1/21	*	20	0-4	0-3	1-2	0-2-2	3	0	0	0	1
at Miss. State	1/24	*	12	0-1	0-1	2-2	0-1-1	1	1	0	0	2

## Career Stats at South Carolina

Year	GP	GS	Min	Avg	FG	FGA	Pct	3FG	FGA	Pct	FT	FTA	Pct	Off	Def	Tot	Avg	PF	FO	A	TO	Blk	Stl	Pts	Avg
2012-13	31	0	398	12.8	28	134	.209	16	91	.176	11	24	.458	19	42	61	2.0	35	1	25	20	4	8	83	2.7
2013-14	34	32	911	26.8	72	211	.341	33	103	.320	28	44	.636	18	77	95	2.8	63	0	92	68	7	21	205	6.0
2014-15	37	30	615	16.6	55	133	.414	29	87	.333	10	13	.769	2	36	38	1.0	27	0	67	33	7	20	149	4.0
2015-16	18	9	287	15.9	20	59	.339	10	37	.270	10	12	.833	4	17	21	1.2	12	0	34	19	0	6	60	3.3
<b>Career</b>	<b>120</b>	<b>71</b>	<b>2211</b>	<b>18.4</b>	<b>175</b>	<b>537</b>	<b>.326</b>	<b>88</b>	<b>318</b>	<b>.277</b>	<b>59</b>	<b>93</b>	<b>.634</b>	<b>43</b>	<b>172</b>	<b>215</b>	<b>1.8</b>	<b>137</b>	<b>1</b>	<b>218</b>	<b>140</b>	<b>18</b>	<b>55</b>	<b>497</b>	<b>4.1</b>



# #44 INDIA FARMER

6-0 • Jr. • F • N. Myrtle Beach, S.C. • North Myrtle Beach  
Major: Criminal Justice



## Career Highlights

Two-time SEC Academic Honor Roll

## 2015-16

- Has seen time in four contests, including SEC opener against Arkansas (Jan. 3)
- Recorded a pair of blocked shots against UNCG (Nov. 15)

## Career Highs

**Pts** ..... 3, 2x, last vs. Alabama, 1/19/14  
**Rebs**..... 3 vs. NC Central, 12/2/13  
**Blks** ..... 2 vs. UNCG, 11/15/15  
**Stls**..... 1 at Florida, 1/19/15  
**Assts** .....  
**Min**..... 11 vs. NC Central, 12/2/13

## 2015-16 Highs

**Pts** .....  
**Rebs**..... 1, 4x, last vs. Arkansas, 1/3  
**Blks** ..... 2 vs. UNCG, 11/15  
**Stls**.....  
**Assts** .....  
**Min**..... 5, 2x, last vs. East Carolina, 12/20

## SEC Career Highs

**Pts** ..... 3, 2x, last vs. Alabama, 1/19/14  
**Rebs**..... 1, 2x, last vs. Arkansas, 1/3/16  
**Blks** .....  
**Stls**..... 1 at Florida, 1/19/15  
**Assts** .....  
**Min**..... 4, 2x, last at Florida, 1/19/15

## 2015-16 Game-by-Game

Opponent	Date	GS	MIN	FG-A	3FG-A	FT-A	Reb	A	TO	B	S	TP
Ohio State	11/13					— DNP —						
UNCG	11/15	5	0-1	0-1	0-0	0-1-1	0	0	2	0	0	
at Clemson	11/18					— DNP —						
at UCLA	11/22					— DNP —						
vs. Arizona State	11/27					— DNP —						
vs. CSUB	11/28					— DNP —						
vs. Hawaii	11/29					— DNP —						
Duke	12/6					— DNP —						
Winthrop	12/13	3	0-2	0-1	0-0	1-0-1	0	0	0	0	0	
Hampton	12/16					— DNP —						
vs. East Carolina	12/20	5	0-1	0-1	0-0	0-1-1	0	0	0	0	0	
Elon	12/22					— DNP —						
Arkansas	1/3	3	0-0	0-0	0-0	0-1-1	0	0	0	0	0	
at Vanderbilt	1/7					— DNP —						
Missouri	1/10					— DNP —						
at Kentucky	1/14					— DNP —						
Texas A&M	1/17					— DNP —						
at Auburn	1/21					— DNP —						
at Miss. State	1/24					— DNP —						

## Career Stats at South Carolina

Year	GP	GS	Min	Avg	FG	FGA	Pct	3FG	FGA	Pct	FT	FTA	Pct	Off	Def	Tot	Avg	PF	FO	A	TO	Blk	Stl	Pts	Avg
2013-14	18	0	48	2.7	2	7	.286	2	4	.500	0	0	—	2	4	6	0.3	4	0	0	1	1	0	6	0.3
2014-15	16	0	37	2.3	0	4	.000	0	2	.000	4	6	.667	5	3	8	0.5	1	0	0	1	0	1	4	0.3
2015-16	4	0	16	4.0	0	4	.000	0	3	.000	0	0	—	1	3	4	1.0	2	0	0	0	2	0	0	0.0
<b>Career</b>	<b>38</b>	<b>0</b>	<b>101</b>	<b>2.7</b>	<b>2</b>	<b>15</b>	<b>.133</b>	<b>2</b>	<b>9</b>	<b>.222</b>	<b>4</b>	<b>6</b>	<b>.667</b>	<b>8</b>	<b>10</b>	<b>18</b>	<b>0.5</b>	<b>7</b>	<b>0</b>	<b>0</b>	<b>2</b>	<b>3</b>	<b>1</b>	<b>10</b>	<b>0.3</b>



# #24

# SARAH IMOVBIQH

6-2 • Sr. • F • Abuja, Nigeria • Virginia  
Major: Criminal Justice (graduate program)



### Career Highlights

2011 Parade All-America (HS)

### 2015-16

- Has played in every game, starting three
- Led the team in rebounding twice – UNCG, at Clemson
- Controlled the glass early at #10/10 Mississippi State (Jan. 24), collecting six first-half rebounds and seven total boards in just nine minutes of action
- Was effective in her SEC debut against Arkansas (Jan. 3) with seven rebounds and nine points in just 17 minutes
- Grabbed seven of her 12 rebounds against East Carolina (Dec. 20) in the first half
- Great offensive work against Hampton (Dec. 16), finishing with career bests in points (19), field goals (6) and free throws (7) after playing a career-high 24 minutes
- Was second on team in rebounding at Rainbow Wahine Showdown (Nov. 27-29) with 5.7 per game, including 2.3 offensive per outing
- Grabbed six of eight total rebounds against #16/18 Arizona State (Nov. 27) in the first half, including all three offensive boards to help Gamecocks stay within one possession at halftime
- Started the second half at Clemson (Nov. 18), providing great energy on the glass and adding four points to the game-changing 19-5 third-quarter surge
- Posted first double-double of Gamecock career with 14 points and team-high 11 boards against UNCG (Nov. 15)
- Had great fourth quarter against #6/10 Ohio State, scoring the six of the first eight points in the period, including to putbacks, to hold off the charging Buckeyes

### Miscellaneous

	Season	Career
Double-Double	1	1
10+ Points	2	2
10+ Rebounds	3	3
Tm-High Points	0	0
Tm-High Rebs.	2	2

### Career Highs

Pts ..... 19 vs. Hampton, 12/16/15  
 Rebs.....12 vs. East Carolina, 12/20/15  
 Blks ..... 1, 3x, last at Kentucky, 1/14/16  
 Stls.....2, 2x, last at Clemson, 11/18/15  
 Assts .....2, 2x, last vs. Missouri, 1/10/16  
 Min.....24 vs. Hampton, 12/16/15

### SEC Career Highs

Pts .....9 vs. Arkansas, 1/3/16  
 Rebs.. 7, 2x, last at Mississippi State, 1/24/16  
 Blks ..... 1, 2x, last at Kentucky, 1/14/16  
 Stls.....1 at Auburn, 1/21/16  
 Assts .....2 vs. Missouri, 1/10/16  
 Min.....17, 3x, last at Auburn, 1/21/16

### 2015-16 Game-by-Game

Opponent	Date	GS	MIN	FG-A	3FG-A	FT-A	Reb	A	TO	B	S	TP
Ohio State	11/13	*	16	4-5	0-0	0-2	3-7-10	0	1	0	0	8
UNCG	11/15		21	5-7	0-0	4-6	5-6-11	0	0	0	2	14
at Clemson	11/18		19	3-4	0-0	3-8	4-2-6	0	0	0	2	9
at UCLA	11/22		8	0-0	0-0	0-0	3-1-4	0	0	0	1	0
vs. Arizona State	11/27		16	0-1	0-0	1-2	3-5-8	0	2	0	0	1
vs. CSUB	11/28		15	3-5	0-0	0-5	3-2-5	0	0	0	0	6
vs. Hawaii	11/29		13	1-2	0-0	1-1	1-3-4	0	1	0	0	3
Duke	12/6		3	0-0	0-0	0-0	0-0-0	0	1	0	0	0
Winthrop	12/13	*	22	3-3	0-0	1-1	1-3-4	1	1	1	0	7
Hampton	12/16	*	24	6-8	0-0	7-9	5-2-7	0	0	0	0	19
vs. East Carolina	12/20		18	1-5	0-0	2-3	4-8-12	2	0	0	0	4
Elon	12/22		16	1-2	0-0	0-0	2-1-3	0	1	0	1	2
Arkansas	1/3		17	4-7	0-0	1-2	4-3-7	0	3	0	0	9
at Vanderbilt	1/7		5	0-0	0-0	0-0	0-2-2	0	1	0	0	0
Missouri	1/10		17	2-2	0-0	0-0	0-2-2	2	2	1	0	4
at Kentucky	1/14		13	0-2	0-0	0-2	2-3-5	0	0	1	0	0
Texas A&M	1/17		3	0-2	0-0	0-0	1-0-1	0	1	0	0	0
at Auburn	1/21		17	1-1	0-0	0-2	1-1-2	0	0	0	1	2
at Miss. State	1/24		9	0-0	0-0	0-0	4-3-7	0	2	0	0	0

### Career Stats at South Carolina

Year	GP	GS	Min	Avg	FG	FGA	Pct	3FG	FGA	Pct	FT	FTA	Pct	Off	Def	Tot	Avg	PF	FO	A	TO	Blk	Stl	Pts	Avg
2015-16	19	3	272	14.3	34	56	.607	0	0	—	20	43	.465	46	54	100	5.3	29	0	5	16	3	7	88	4.6



# TIFFANY MITCHELL

5-9 • Sr. • G • Charlotte, N.C. • Providence Day  
Major: Retail Management



## Career Highlights

Wooden Award Midseason Top 20	2015 Naismith Finalist
USBWA Ann Meyers Drysdale Award Midseason Watch List	2015 Wooden Award All-America Team/Finalist
Naismith Early Season Watch List	2015 Wade Watch List
Senior CLASS Award candidate	2015 Capital One Academic All-District 4
Preseason All-America (AP, Lindy's, Athlon, SI, ESPN)	2015 NCAA Greensboro Region All-Tournament Team
Preseason SEC Player of the Year (Coaches, Media)	2015 FIBA 3x3 World Championship Gold (USA)
Preseason All-SEC First Team (Coaches, Media)	2014 WBCA All-America
Two-time SEC Player of the Year (Coaches – 2014, 2015; AP - 2015)	2014 All-America Third Team (AP, Full Court)
Two-time All-SEC First Team (Coaches – 2014, 2015; AP – 2014, 2015)	2014 Wooden Award Final Ballot, Wade Trophy Watch List, Dawn Staley Award Watch List
2015 All-America First Team (ESPN, AP, USBWA)	2014 WBCA All-Region 3
2015 Dawn Staley Award Finalist	2014 SEC All-Defensive Team
	2013 SEC All-Freshman Team

## Miscellaneous

	Season	Career
<b>Double-Double</b>	0	4
<b>20+ Points</b>	2	15
<b>10+ Points</b>	18	93
<b>10+ Rebounds</b>	0	7
<b>5+ Assists</b>	3	14
<b>5+ Steals</b>	0	8
<b>Tm-High Points</b>	7	44
<b>Tm-High Rebs.</b>	0	10
<b>Tm-High Assists</b>	6	35

## 2015-16

- Selected team captain for second-straight season
- In SEC play, ranks among league's top 10 in five categories, including fifth in scoring (16.3 ppg), ninth in assists (3.1 apg) and ninth in steals (2.1 spg)
- Ranks ninth in the SEC in scoring overall, fourth in free throw percentage and 12th in 3-pointers made per game
- Has been team's top scorer seven times – at Clemson, at UCLA, vs. East Carolina, Elon, at Vandy, Mizzou, at Miss. St.
- Handed out team-high assists six times – Ohio State, Arkansas, at Vanderbilt, Missouri, at Auburn, at Miss. St.
- Willed the Gamecocks to victory at #10/10 Mississippi State (Jan. 24), scoring seven straight points to stretch a one-point lead to six with 2:34 to go and adding clutch free throws in final 10 seconds for second 20-point game
- Tallied nine second-half points at #9/9 Kentucky (Jan. 14), converting a key three-point play late in the third quarter to give South Carolina its first lead of the game
- Scored eight points of 10-2 third-quarter run after #20/- Missouri (Jan. 10) opened the period on a 12-4 surge en route to game-high 19 points
- Powered team to win at Vanderbilt (Jan. 7) with seven of her season-high 22 points during 10-3 third-quarter run that put Gamecocks ahead for good, adding seven of fourth quarter's first eight points to hold off Commodores

## Career Highs

<b>Pts</b> .....	25 vs. Georgia, 2/27/14
<b>Rebs</b> .....	11, 5x, last at Arkansas, 1/2/14
<b>Blks</b> .....	3 at Arkansas, 2/19/15
<b>Stls</b> .....	7 vs. NC Central, 12/2/14
<b>Assts</b> .....	9 at San Diego State, 11/23/13
<b>Min</b> .....	40, 3x, last vs. Texas A&M, 1/17/16

## 2015-16 Highs

<b>Pts</b> .....	22 at Vanderbilt, 1/7
<b>Rebs</b> .....	6 vs. Hampton, 12/16
<b>Blks</b> .....	1, 3x, last vs. Elon, 12/22
<b>Stls</b> .....	4, 3x, last vs. Texas A&M, 1/17
<b>Assts</b> .....	5, 3x, last at Auburn, 1/21
<b>Min</b> .....	40 vs. Texas A&M, 1/17

## 2015-16 Game-by-Game

Opponent	Date	GS	MIN	FG-A	3FG-A	FT-A	Reb	A	TO	B	S	TP
Ohio State	11/13	*	32	6-12	2-4	1-2	1-2-3	3	8	1	4	15
UNCG	11/15	*	23	3-11	2-7	2-2	0-2-2	5	1	0	2	10
at Clemson	11/18	*	25	6-12	4-7	2-4	3-2-5	0	1	0	4	18
at UCLA	11/22	*	34	5-12	1-5	6-6	2-3-5	2	6	0	1	17
vs. Arizona State	11/27	*	36	2-7	0-3	2-2	0-1-1	1	2	0	2	6
vs. CSUB	11/28	*	32	3-9	0-2	7-8	0-1-1	1	1	0	0	13
vs. Hawaii	11/29	*	29	5-10	2-5	2-2	1-1-2	2	3	0	0	14
Duke	12/6	*	35	3-13	1-5	5-6	2-2-4	2	3	1	0	12
Winthrop	12/13	*	22	4-8	3-6	1-2	1-4-5	3	4	0	1	12
Hampton	12/16	*	29	4-11	3-6	6-8	4-2-6	2	0	0	1	17
vs. East Carolina	12/20	*	24	5-9	1-3	7-8	0-1-1	3	1	0	2	18
Elon	12/22	*	34	7-15	3-6	1-1	2-2-4	2	1	1	1	18
Arkansas	1/3	*	26	4-9	2-5	2-3	0-3-3	4	3	0	2	12
at Vanderbilt	1/7	*	34	8-15	3-6	3-6	1-1-2	5	2	0	2	22
Missouri	1/10	*	31	5-12	1-5	8-9	0-2-2	2	2	0	3	19
at Kentucky	1/14	*	31	5-13	1-5	5-5	1-1-2	2	2	0	1	16
Texas A&M	1/17	*	40	4-13	1-5	2-5	2-2-4	2	3	0	4	11
at Auburn	1/21	*	24	4-10	1-3	4-4	1-0-1	5	1	0	3	13
at Miss. State	1/24	*	37	6-15	1-7	8-9	0-2-2	2	7	0	0	21

## SEC Career Highs

<b>Pts</b> .....	25 vs. Georgia, 2/27/14
<b>Rebs</b> .....	11, 2x, last at Arkansas, 1/2/14
<b>Blks</b> .....	3 at Arkansas, 2/19/15
<b>Stls</b> .....	6 at Auburn, 1/12/14
<b>Assts</b> .....	8, 2x, last vs. Ole Miss, 1/30/14
<b>Min</b> .....	40 vs. Texas A&M, 1/17/16

## Career Stats at South Carolina

Year	GP	GS	Min	Avg	FG	FGA	Pct	3FG	FGA	Pct	FT	FIA	Pct	Off	Def	Tot	Avg	PF	FO	A	TO	Blk	Stl	Pts	Avg
2012-13	33	30	927	28.1	107	282	.379	22	60	.367	68	111	.613	60	109	169	5.1	64	1	43	82	4	44	304	9.2
2013-14	34	34	1066	31.4	165	335	.493	40	74	.541	157	198	.793	41	149	190	5.6	63	0	118	97	8	62	527	15.5
2014-15	37	37	1106	29.9	189	378	.500	57	137	.416	98	117	.838	28	87	115	3.1	64	1	106	82	11	65	533	14.4
2015-16	19	19	578	30.4	89	216	.412	32	95	.337	74	92	.804	21	34	55	2.9	33	0	48	51	3	33	284	14.9
<b>Career</b>	<b>123</b>	<b>120</b>	<b>3677</b>	<b>29.9</b>	<b>550</b>	<b>1211</b>	<b>.454</b>	<b>151</b>	<b>366</b>	<b>.413</b>	<b>397</b>	<b>518</b>	<b>.766</b>	<b>150</b>	<b>379</b>	<b>529</b>	<b>4.3</b>	<b>224</b>	<b>2</b>	<b>315</b>	<b>312</b>	<b>26</b>	<b>204</b>	<b>1648</b>	<b>13.4</b>



# #23

# TINA ROY

5-11 • Sr. • G • Kaplan, La. • Kaplan  
Major: Retail Management



### Career Highlights

Two-time SEC Academic Honor Roll

### 2015-16

- Selected team captain
- Has played in every game, starting 10
- In league play, leads the SEC in 3-pointers per game (3.3) and in 3-point percentage (.500) and is 25th in scoring (10.3)
- Overall, ranks second in SEC in 3-point percentage and fourth in 3s made per game (2.2)
- Has led the team in scoring twice – at UCLA, vs. Arkansas
- Dished out a team-high assists six times – UNCG, at UCLA, vs. Arizona State, Missouri, at Kentucky, at Miss. St.
- Opened and closed 11-4 run at end of second quarter at #10/10 Mississippi State (Jan. 24) with 3-pointers and added a third to cap a 7-0 run that ended a 35-35 tie midway through the fourth quarter
- Helped spark an 18-0 run in the second quarter at Auburn (Jan. 21) with a pair of 3-pointers in a 2:00 span, the second of which gave team a lead it never relinquished
- Knocked down two of her four 3-pointers in a span of 97 seconds late in the third quarter at #9/9 Kentucky (Jan. 14) to help the Gamecocks stay within three of the lead
- Hit three of her four 3-pointers at Vanderbilt (Jan. 7) in the second half, including one at the end of the third quarter to put Gamecocks in front going into the fourth and another late in the fourth after Commodores pulled within three
- Buried back-to-back 3s as part of 20-2 run to open the second quarter against Arkansas (Jan. 3), finishing with career-best seven 3-pointers to tie the South Carolina record against an SEC opponent
- Went 3-of-3 from the behind the arc against Elon (Dec. 22), netting at least three 3s for the third time this season
- Matched her career high with five 3s at UCLA (Nov. 22), including one to open the fourth quarter to launch the Gamecocks' 23-17 final period to overcome a three-point deficit
- Hit a clutch 3 in the third quarter against #6/10 Ohio State (Nov. 13), tying the game as part of an 8-2 run to close the period

### 2015-16 Game-by-Game

Opponent	Date	GS	MIN	FG-A	3FG-A	FT-A	Reb	A	TO	B	S	TP
Ohio State	11/13	*	23	1-6	1-6	0-0	0-1-1	1	1	0	0	3
UNCG	11/15	*	19	3-8	3-8	0-0	0-0-0	6	0	0	0	9
at Clemson	11/18	*	22	1-6	1-6	0-0	0-1-1	1	0	0	1	3
at UCLA	11/22	*	37	6-14	5-11	0-0	0-3-3	4	2	0	0	17
vs. Arizona State	11/27	*	22	1-7	1-3	0-0	0-2-2	3	2	1	0	3
vs. CSUB	11/28	*	21	1-4	1-4	0-0	1-4-5	3	0	0	0	3
vs. Hawaii	11/29	*	9	0-1	0-1	0-0	0-0-0	2	0	0	1	0
Duke	12/6	*	16	1-3	1-2	0-0	0-1-1	2	1	0	1	3
Winthrop	12/13	*	11	1-6	1-6	0-0	0-0-0	3	0	0	0	3
Hampton	12/16		24	0-3	0-2	0-0	0-3-3	3	1	0	0	0
vs. East Carolina	12/20		12	1-5	1-4	0-0	1-2-3	0	2	0	0	3
Elon	12/22		11	3-3	3-3	0-0	0-0-0	1	0	0	0	9
Arkansas	1/3	*	29	7-13	7-12	0-0	0-1-1	3	0	0	1	21
at Vanderbilt	1/7		20	4-8	4-6	1-2	0-1-1	1	2	0	1	13
Missouri	1/10		16	1-5	1-5	0-3	0-2-2	2	2	0	0	3
at Kentucky	1/14		35	4-11	4-9	0-0	1-2-3	4	2	0	1	12
Texas A&M	1/17		13	0-3	0-3	0-0	0-2-2	1	0	0	0	0
at Auburn	1/21		20	4-7	4-7	0-0	0-0-0	2	0	0	0	12
at Miss. State	1/24		27	4-6	3-4	0-0	0-1-1	2	3	0	0	11

### Career Stats at South Carolina

Year	GP	GS	Min	Avg	FG	FGA	Pct	3FG	FGA	Pct	FT	FTA	Pct	Off	Def	Tot	Avg	PF	FO	A	TO	Blk	Stl	Pts	Avg		
2011-12	34	0	383	11.3	53	181	.293	32	127	.252	10	22	.455	20	29	49	1.4	20	0	10	15	1	9	148	4.4		
2012-13	— Did Not Play —																										
2013-14	34	1	553	16.3	44	146	.301	20	86	.233	14	23	.609	13	56	69	2.0	19	0	48	23	9	6	122	3.6		
2014-15	36	0	568	15.8	59	152	.388	46	119	.387	2	5	.400	8	59	67	1.9	19	0	78	34	5	7	166	4.6		
2015-16	19	10	387	20.4	43	119	.361	41	102	.402	1	5	.200	3	26	29	1.5	9	0	44	18	1	6	128	6.7		
<b>Career</b>	<b>123</b>	<b>11</b>	<b>1891</b>	<b>15.4</b>	<b>199</b>	<b>598</b>	<b>.333</b>	<b>139</b>	<b>434</b>	<b>.320</b>	<b>27</b>	<b>55</b>	<b>.491</b>	<b>44</b>	<b>170</b>	<b>214</b>	<b>1.7</b>	<b>67</b>	<b>0</b>	<b>180</b>	<b>90</b>	<b>16</b>	<b>28</b>	<b>564</b>	<b>4.6</b>		

### Miscellaneous

	Season	Career
10+ Points	6	18
5+ Assists	0	5
Tim-High Points	2	4
Tim-High Assists	6	16

### Career Highs

Pts .....21 vs. Arkansas, 1/3/16  
 Rebs..... 8 at Mississippi State, 2/6/14  
 Blks ..... 2 at Mississippi State, 2/6/14  
 Stls.....3 vs. Southern Cal, 11/15/14  
 Assts ..... 10 vs. Savannah State, 12/14/14  
 Min..... 37 at UCLA, 11/22/15

### 2015-16 Highs

Pts .....21 vs. Arkansas, 1/3  
 Rebs..... 5 vs. CSU Bakersfield, 11/28  
 Blks ..... 1 vs. Arizona State, 11/27  
 Stls..... 1, 6x, last at Kentucky, 1/14  
 Assts .....6 vs. UNCG, 11/15  
 Min..... 37 at UCLA, 11/22

### SEC Career Highs

Pts .....21 vs. Arkansas, 1/3/16  
 Rebs..... 8 at Mississippi State, 2/6/14  
 Blks ..... 2 at Mississippi State, 2/6/14  
 Stls..... 1, 10x, last at Kentucky, 1/14/16  
 Assts ..... 4, 4x, last at Kentucky, 1/14/16  
 Min..... 35 at Kentucky, 1/14/16



# KHADIJAH SESSIONS

5-8 • Sr. • G • Myrtle Beach, S.C. • Myrtle Beach  
Major: Hotel, Restaurant, Tourism Management



## Career Highlights

Three-time SEC Academic Honor Roll  
2012 Parade All-America (HS)

2012 SCBA Class 4A Player of the Year

## 2015-16

- Selected team captain
- Has started every game
- Ranks seventh in the SEC in steals (2.0) and ninth in league play (2.1)
- Has led the team in assists six times – Ohio State, at Clemson, at Hawaii, Winthrop, Elon, Arkansas – and handed out five or more assists twice this season
- Shooting 59.4 percent from the field in SEC play, including 6-of-11 from 3-point range, to average 8.1 points
- Continued her clutch shooting with a pair of midrange jumpers in the final 2:34 at #10/10 Mississippi State (Jan. 24), including one with 30 seconds to go in a two-point game
- Managed the game at Auburn (Jan. 21) well and provided great ball pressure to help Tigers shoot just 12.5 percent in the second quarter
- Bounced back from early thigh contusion against #15/11 Texas A&M (Jan. 17) to swipe two of her four steals in the final 5:12 then sink the game-winning free throw with less than a second to play
- Scored five of her eight points against #9/9 Kentucky (Jan. 14) in the fourth quarter, scoring four points of a 6-0 run that brought Gamecocks within one late in the third quarter then knocking down a fourth-quarter 3-pointer as part of the 15-2 run that won the game
- Great ball pressure against #20/- Missouri (Jan. 10) helped harass Tigers into 20 turnovers
- Hit a pair of clutch fourth-quarter 3-pointers at Vanderbilt (Jan. 7), the first coming in a one-point game with 4:00 to play and the second after 'Dores drew within three inside 2:00 remaining
- Was critical to 20-2 run that opened second quarter against Arkansas (Jan. 3), making two key defensive plays and handing out assists on two of the three 3-pointers that launched the surge
- Served as a catalyst for the South Carolina offense against Winthrop (Dec. 13), dishing out six assists
- Matched career highs in steals (4) and minutes played (37) against #14/13 Duke (Dec. 6), picking up last two steals in final 5:03 to spark 15-5 run that turned one-point deficit into victory
- At Rainbow Wahine Showdown, averaged 8.3 points on 56.3 percent shooting (9-of-16) to go with eight steals
- Scored in double figures for second time this season with 11 at Hawaii (Nov. 29) all in the second half, including nine

## Miscellaneous

	Season	Career
10+ Points	4	24
5+ Assists	2	12
Tm-High Points	0	3
Tm-High Assists	6	28

## Career Highs

Pts	19 vs. Auburn, 2/3/13
Rebs	6 vs. Clemson, 11/20/14
Blks	1, 9x, last vs. Arkansas, 1/3/16
Stls	4, 14x, last vs. Texas A&M, 1/17/16
Assts	8 vs. NC Central, 12/1/14
Min	37, 2x, last vs. Duke, 12/6/15

## 2015-16 Highs

Pts	12 vs. Ohio State, 11/13
Rebs	5, 2x, last vs. Duke, 12/6
Blks	1 vs. Arkansas, 1/3
Stls	4, 4x, last vs. Texas A&M, 1/17
Assts	6 vs. Winthrop, 12/13
Min	37 vs. Duke, 12/6

## SEC Career Highs

Pts	19 vs. Auburn, 2/3/13
Rebs	5, 4x, last at Arkansas, 2/19/15
Blks	1, 3x, last vs. Arkansas, 1/3/16
Stls	4, 6x, last vs. Texas A&M, 1/17/16
Assts	7 at Arkansas, 2/19/15
Min	35 at Missouri, 2/28/13

## 2015-16 Game-by-Game

Opponent	Date	GS	MIN	FG-A	3FG-A	FT-A	Reb	A	TO	B	S	TP
Ohio State	11/13	*	36	3-8	0-0	6-8	0-3-3	3	3	0	4	12
UNCG	11/15	*	18	1-2	0-0	0-0	0-1-1	4	0	0	2	2
at Clemson	11/18	*	19	0-1	0-1	0-0	0-2-2	5	1	0	1	0
at UCLA	11/22	*	23	0-1	0-1	0-0	1-4-5	1	4	0	0	0
vs. Arizona State	11/27	*	30	2-7	0-2	2-2	3-0-3	0	1	0	2	6
vs. CSUB	11/28	*	26	3-4	0-0	2-3	1-0-1	1	0	0	2	8
vs. Hawaii	11/29	*	21	4-5	1-2	2-2	1-3-4	4	1	0	4	11
Duke	12/6	*	37	2-4	0-1	1-6	2-3-5	1	1	0	4	5
Winthrop	12/13	*	15	2-3	0-1	0-0	0-1-1	6	1	0	1	4
Hampton	12/16	*	17	2-3	1-1	0-0	0-4-4	2	3	0	0	5
vs. East Carolina	12/20	*	22	1-5	0-2	3-4	0-2-2	3	2	0	1	5
Elon	12/22	*	24	2-4	1-2	1-2	1-1-2	4	1	0	2	6
Arkansas	1/3	*	25	3-4	1-1	0-0	1-2-3	4	1	1	3	7
at Vanderbilt	1/7	*	30	3-5	2-3	2-3	3-1-4	0	0	0	3	10
Missouri	1/10	*	23	2-6	1-2	4-4	0-0-1	1	0	0	1	9
at Kentucky	1/14	*	29	3-5	1-1	1-3	1-0-1	3	2	0	0	8
Texas A&M	1/17	*	34	3-5	0-2	2-4	0-2-2	2	2	0	4	8
at Auburn	1/21	*	26	1-1	1-1	2-2	0-3-3	1	3	0	3	5
at Miss. State	1/24	*	29	4-6	0-1	2-2	0-4-4	1	2	0	1	10

- Grabbed three offensive rebounds against #16/18 Arizona State (Nov. 27)

- Swiped four steals against #6/10 Ohio State (Nov. 13) and applied pressure to the Buckeyes' defense early with strong drives to the basket

## Career Stats at South Carolina

Year	GP	GS	Min	Avg	FG	FGA	Pct	3FG	FGA	Pct	FT	FTA	Pct	Off	Def	Tot	Avg	PF	FO	A	TO	Blk	Stl	Pts	Avg
2012-13	33	3	570	17.3	53	151	.351	13	54	.241	72	109	.661	22	24	46	1.4	43	0	36	49	3	21	191	5.8
2013-14	29	26	761	26.2	58	159	.365	18	59	.305	74	109	.679	9	38	47	1.6	60	0	77	45	1	28	208	7.2
2014-15	37	36	814	22.0	59	147	.401	20	64	.313	27	51	.529	26	63	89	2.4	63	0	105	49	4	68	165	4.5
2015-16	19	19	484	25.5	41	79	.519	9	24	.375	30	45	.667	14	36	50	2.6	46	1	46	28	1	38	121	6.4
<b>Career</b>	<b>118</b>	<b>84</b>	<b>2629</b>	<b>22.3</b>	<b>211</b>	<b>536</b>	<b>.394</b>	<b>60</b>	<b>201</b>	<b>.299</b>	<b>203</b>	<b>308</b>	<b>.659</b>	<b>71</b>	<b>161</b>	<b>232</b>	<b>2.0</b>	<b>212</b>	<b>1</b>	<b>264</b>	<b>171</b>	<b>9</b>	<b>155</b>	<b>685</b>	<b>5.8</b>



# #40 JATARIE WHITE

6-4 • So. • F • Charlotte, N.C. • Providence Day  
Major: Public Relations/Advertising



## Career Highlights

2014 McDonald's All-America  
2014 WBCA All-America

Charlotte Observer Player of the Year (2013, 2014)  
North Carolina Miss Basketball (2013, 2014)

## 2015-16

- Has seen time in every game
- Led the team in rebounding once – at Clemson
- Played eight tough minutes at #10/10 Mississippi State (Jan. 24), recording a fourth-quarter steal
- Showed better poise inside at Auburn (Jan. 21) for nine points in SEC career-high tying 21 minutes
- Reached double figures for the second time this season against #20/- Missouri (Jan. 10), pouring in an SEC career-high 11 points
- Great offensive game against East Carolina (Dec. 20) with career-high 14 points on 5-of-8 shooting
- Scored all of her eight points against Hampton (Dec. 16) in the second half, shooting 3-of-5 from the field and grabbing five her seven rebounds in the final 20 minutes as well
- Notched career highs in rebounds (9) and blocks (4) in 18 minutes of action against Winthrop (Dec. 13)
- Played 19 minutes against #14/13 Duke (Dec. 6), finishing with five rebounds
- Grabbed five rebounds in just 11 minutes of action against CSU Bakersfield (Nov. 27)
- Started the second half at Clemson (Nov. 18) and was key part of 19-5 third-quarter run that broke open the game ... tied for team-high honors with six rebounds
- Great contributions against #6/10 Ohio State (Nov. 13), beyond the four points, three rebounds and two assists in the box score

## Miscellaneous

	Season	Career
10+ Points	2	4
10+ Rebounds	0	0
Tm-High Points	0	0
Tm-High Rebs.	1	1

## Career Highs

Pts	14 vs. East Carolina, 12/20/15
Rebs	9 vs. Winthrop, 12/13/15
Blks	4 vs. Winthrop, 12/13/15
Stls	2 vs. Syracuse, 3/22/15
Assts	2, 4x, last at Clemson, 11/18/15
Min	22 vs. San Diego St., 11/23/14

## 2015-16 Highs

Pts	14 vs. East Carolina, 12/20
Rebs	9 vs. Winthrop, 12/13
Blks	4 vs. Winthrop, 12/13
Stls	1, 4x, last at Mississippi State, 1/24
Assts	2, 2x, last at Clemson, 11/18
Min	21, 2x, last at Auburn, 1/21

## SEC Career Highs

Pts	11 v. Missouri, 1/10/16
Rebs	7 at Georgia, 2/5/15
Blks	2 at Georgia, 2/5/15
Stls	1, 3x, last at Mississippi State, 1/24/16
Assts	2 vs. LSU, 2/12/15
Min	21, 2x, last at Auburn, 1/21/16

## 2015-16 Game-by-Game

Opponent	Date	GS	MIN	FG-A	3FG-A	FT-A	Reb	A	TO	B	S	TP
Ohio State	11/13	15	1-3	0-0	2-3	1-2-3	2	0	0	0	0	4
UNCG	11/15	13	2-4	0-0	1-2	0-3-3	1	0	1	0	0	5
at Clemson	11/18	18	1-4	0-0	1-2	4-2-6	2	0	1	0	0	3
at UCLA	11/22	12	0-2	0-0	2-2	0-2-2	0	0	0	0	0	2
vs. Arizona State	11/27	12	0-2	0-0	0-0	1-1-2	0	1	0	0	0	0
vs. CSUB	11/28	11	1-2	0-0	0-2	1-4-5	1	0	1	0	0	2
vs. Hawaii	11/29	14	0-2	0-0	0-0	0-2-2	1	1	0	0	0	0
Duke	12/6	19	0-3	0-0	0-0	1-4-5	1	2	0	1	0	0
Winthrop	12/13	18	2-2	0-0	0-0	1-8-9	1	0	4	1	1	4
Hampton	12/16	21	3-8	0-0	2-2	2-5-7	0	4	1	0	0	8
vs. East Carolina	12/20	19	5-8	0-1	4-6	1-3-4	0	0	0	0	0	14
Elon	12/22	14	1-7	0-0	0-0	0-2-2	0	0	0	0	0	2
Arkansas	1/3	18	0-5	0-0	1-2	2-3-5	1	1	0	0	0	1
at Vanderbilt	1/7	18	0-0	0-0	2-4	0-2-2	0	0	0	0	0	2
Missouri	1/10	18	3-5	0-1	5-6	3-1-4	0	1	0	1	0	11
at Kentucky	1/14	7	0-1	0-0	0-0	2-3-5	0	2	1	0	0	0
Texas A&M	1/17	5	0-0	0-0	0-0	0-0-0	0	1	1	0	0	0
at Auburn	1/21	21	4-7	0-1	1-2	1-1-2	0	0	0	0	0	9
at Miss. State	1/24	8	0-0	0-0	0-0	0-0-0	0	1	0	1	0	0

## Career Stats at South Carolina

Year	GP	GS	Min	Avg	FG	FGA	Pct	3FG	FGA	Pct	FT	FTA	Pct	Off	Def	Tot	Avg	PF	FO	A	TO	Blk	Stl	Pts	Avg
2014-15	20	0	184	9.2	20	49	.408	0	0	—	9	14	.643	16	28	44	2.2	20	0	7	14	5	7	49	2.5
2015-16	19	0	281	14.8	23	65	.354	0	3	.000	21	33	.636	20	48	68	3.6	36	0	10	14	10	4	67	3.5
Career	39	0	465	11.9	43	114	.377	0	3	.000	30	47	.638	36	76	112	2.9	56	0	17	28	15	11	116	3.0





# #22

# A'JA WILSON

6-5 • So. • F • Hopkins, S.C. • Heathwood Hall  
Major: Broadcasting



### Career Highlights

Wooden Award Midseason Top 20 (2015-16)  
USBWA Ann Meyers Drysdale Award Midseason Watch List  
Naismith Early Season Watch List (2015-16)  
2015 USA Basketball Female Athlete of the Year  
2015 Rainbow Wahine Showdown Tournament MVP  
Three-time SEC Player of the Week  
Preseason All-America Second Team (Lindy's, SI, ESPN)  
Preseason All-America Honorable Mention (AP)  
Preseason All-SEC First Team (Media, Coaches)  
2015 All-America Third Team (AP)  
2015 All-America Honorable Mention (WBCA)

2015 WBCA All-Region 3  
2015 SEC Freshman of the Year (Coaches, AP)  
2015 All-SEC First Team (Coaches, AP)  
2015 SEC All-Freshman Team  
USBWA National Freshman of the Week (Dec. 1-7)  
Five-time SEC Freshman of the Week  
2014 National High School Player of the Year (WBCA, Naismith, Parade)  
2014 McDonald's and Parade (HS) All-America  
Three-time SCISA Player of the Year

### Miscellaneous

	Season	Career
<b>Double-Double</b>	9	14
<b>20+ Points</b>	5	10
<b>10+ Points</b>	14	43
<b>10+ Rebounds</b>	10	15
<b>5+ Blocks</b>	4	5
<b>Tm-High Points</b>	8	23
<b>Tm-High Rebs.</b>	9	18

### Career Highs

**Pts** .....28 vs. Duke, 12/6/15  
**Rebs**.....19 at Kentucky, 3/1/15  
**Blks** ..... 8, 2x, last vs. Texas A&M, 1/17/16  
**Stls**.....3, 4x, last vs. C. Michigan, 12/20/14  
**Assts** ..... 4 vs. CSU Bakersfield, 11/28/15  
**Min**.....38 vs. Texas A&M, 1/17/16

### 2015-16 Highs

**Pts** .....28 vs. Duke, 12/6  
**Rebs**.....14 vs. Ohio State, 11/13  
**Blks** ..... 8, 2x, last vs. Texas A&M, 1/17  
**Stls**..... 2, 3x, last vs. Missouri, 1/10  
**Assts** ..... 4 vs. CSU Bakersfield, 11/28  
**Min**..... 38 vs. Texas A&M, 1/17

### SEC Career Highs

**Pts** ..... 26, 2x, last at Kentucky, 1/14/16  
**Rebs**.....19 at Kentucky, 3/1/15  
**Blks** ..... 8, 2x, last vs. Texas A&M, 1/17/16  
**Stls**..... 2, 2x, last vs. Missouri, 1/10/16  
**Assts** ..... 3, 2x, last vs. Alabama, 1/29/15  
**Min**.....38 vs. Texas A&M, 1/17/16

### 2015-16

- Leads team in scoring and is second in rebounding
- Ranks 25th in the nation in double-doubles and is eighth in blocked shots per game (3.3), leading SEC in both
- Among SEC's top five in field goal percentage (2nd), rebounding (4th) and scoring (6th)
- Team's top scorer eight times – Ohio St., UNCG, vs. Arizona St., vs. CSUB, at Hawaii, Duke, at Ky., Texas A&M
- Team's top rebounder nine times – Ohio St., vs. Arizona St., vs. CSUB, at Hawaii, Duke, Elon, Ark., at Ky., at Miss. St.
- Overcame tough shooting night at #10/10 Mississippi State (Jan. 24) to record two of her four blocks and two of her 11 rebounds in the final 2:08, including one of each in the final 13 seconds
- Delivered second-straight 26-point, eight-block game adding eight rebounds against #15/11 Texas A&M (Jan. 17), scoring team's first six points of second half to reclaim lead and adding five during 1:12 span of fourth quarter
- Powered win at #9/9 Kentucky on both sides of the ball with six of her career-high eight blocked shots coming in the second half, along with 15 of her game-high 26 points, including eight points of the 15-2 fourth-quarter run
- Nearly got her double-double in the first half alone against #20/- Missouri (Jan. 10) to go along with career-high tying six blocks in the game
- Scored five straight points in 8-0 third-quarter run to break 41-41 tie against Elon (Dec. 22)
- Personal 6-0 run in fourth quarter against ECU (Dec. 20) set up sixth double-double of the season
- Scored career-high 28 points against #14/13 Duke (Dec. 6), including 20 in the second half and 12 of the team's 16 in the third quarter
- Named MVP of Rainbow Wahine Showdown, averaging 20.7 points on 65.0 percent shooting (26-of-40), 8.0 rebounds

### 2015-16 Game-by-Game

Opponent	Date	GS	MIN	FG-A	3FG-A	FT-A	Reb	A	TO	B	S	TP
Ohio State	11/13	*	21	8-18	0-0	4-4	5-9-14	0	0	2	0	20
UNCG	11/15	*	17	9-14	0-0	1-2	6-4-10	1	2	6	2	19
at Clemson	11/18	*	21	3-10	0-0	1-4	1-4-5	0	0	3	0	7
at UCLA	11/22	*	30	4-9	0-0	3-5	2-8-10	3	2	4	1	11
vs. Arizona State	11/27	*	28	8-11	0-0	2-2	2-9-11	1	6	1	2	18
vs. CSUB	11/28	*	31	10-14	0-0	6-9	2-6-8	4	0	4	0	26
vs. Hawaii	11/29	*	27	8-15	0-0	2-2	2-3-5	0	1	2	0	18
Duke	12/6	*	32	10-19	0-0	8-10	6-5-11	2	3	3	1	28
Winthrop												
Hampton												
vs. East Carolina	12/20	*	22	7-10	0-0	1-1	3-7-10	0	2	2	1	15
Elon	12/22	*	25	5-12	0-0	2-5	2-6-8	2	1	3	1	12
Arkansas	1/3	*	25	7-12	0-0	0-1	4-6-10	1	2	0	0	14
at Vanderbilt	1/7	*	24	1-3	0-0	2-4	0-6-6	2	1	0	0	4
Missouri	1/10	*	27	3-10	0-0	5-6	2-9-11	1	0	6	2	11
at Kentucky	1/14	*	32	11-16	0-0	4-9	6-7-13	2	2	8	1	26
Texas A&M	1/17	*	38	11-19	0-0	4-6	2-6-8	1	4	8	0	26
at Auburn	1/21	*	17	4-7	0-0	3-4	2-4-6	2	1	0	0	11
at Miss. State	1/24	*	26	3-11	0-0	0-2	2-9-11	1	2	4	0	6

### Career Stats at South Carolina

Year	GP	GS	Min	Avg	FG	FGA	Pct	3FG	FGA	Pct	FT	FTA	Pct	Off	Def	Tot	Avg	PF	FO	A	TO	Blk	Stl	Pts	Avg
2014-15	37	1	734	19.8	177	329	.538	1	3	.333	131	198	.662	78	165	243	6.6	72	1	37	62	65	32	486	13.1
2015-16	17	17	443	26.1	112	210	.533	0	0	—	48	76	.632	49	108	157	9.2	41	1	23	29	56	11	272	16.0
<b>Career</b>	<b>54</b>	<b>18</b>	<b>1177</b>	<b>21.8</b>	<b>289</b>	<b>539</b>	<b>.536</b>	<b>1</b>	<b>3</b>	<b>.333</b>	<b>179</b>	<b>274</b>	<b>.653</b>	<b>127</b>	<b>273</b>	<b>400</b>	<b>7.4</b>	<b>113</b>	<b>2</b>	<b>60</b>	<b>91</b>	<b>121</b>	<b>43</b>	<b>758</b>	<b>14.0</b>



Official Basketball Box Score - Game Totals - Final Statistics  
**#6/10 Ohio State vs South Carolina**  
 11/13/15 7 p.m. at Columbia, S.C./Colonial Life Arena



**#6/10 Ohio State 80 • 0-1**

#	Player	Total		3-Ptr		Rebounds			PF	TP	A	TO	Blk	Stl	Min
		FG-FGA	FT-FTA	FG-FGA	FT-FTA	Off	Def	Tot							
22	Alexa Hart	f	1-5	0-0	0-0	4	1	5	3	2	0	0	2	0	19
32	Shayla Cooper	f	2-17	0-4	0-0	3	12	15	5	4	1	8	0	2	33
03	Kelsey Mitchell	g	10-24	4-9	12-13	0	2	2	4	36	1	3	3	0	38
13	Cait Craft	g	1-3	0-1	3-4	1	0	1	3	5	0	2	1	5	31
14	Amethyst Alston	g	8-19	4-5	3-3	0	3	3	2	23	0	1	1	2	38
12	Kianna Holland	g	2-4	1-3	0-0	0	0	0	3	5	0	0	0	0	8
20	Asia Doss	g	1-2	1-1	0-0	0	0	0	1	3	1	1	0	1	5
21	Lisa Blair	g	1-3	0-0	0-0	5	3	8	4	2	0	2	2	1	12
24	Makayla Waterman	g	0-3	0-0	0-0	2	1	3	3	0	0	1	1	2	13
34	Theresa Ekhelar	g	0-0	0-0	0-0	0	0	0	1	0	0	0	0	0	3
	Team					3	2	5							
	Totals		26-80	10-23	18-20	18	24	42	29	80	3	18	10	13	200

1st	FG %:	8-21	38.1%	2nd	8-18	44.4%	3rd	6-23	26.1%	4th	4-18	22.2%	Game	26-80	32.5%	Rebounds	18-23	43.5%
	3FG %:	5-8	62.5%		2-3	66.7%		1-7	14.3%		2-5	40.0%		10-23	43.5%			
	FT %:	5-5	100.0%		3-3	100.0%		2-2	100.0%		8-10	80.0%		18-20	90.0%			1,1

**South Carolina 88 • 1-0**

#	Player	Total		3-Ptr		Rebounds			PF	TP	A	TO	Blk	Stl	Min
		FG-FGA	FT-FTA	FG-FGA	FT-FTA	Off	Def	Tot							
22	WILSON, A'ja	f	8-18	0-0	4-4	5	9	14	0	20	0	0	2	0	21
24	IMOVBIQH, Sarah	f	4-5	0-0	0-2	3	7	10	3	8	0	1	0	0	16
05	SESSIONS, Khadijah	g	3-8	0-0	6-8	0	3	3	4	12	3	3	0	4	36
23	ROY, Tina	g	1-6	1-6	0-0	0	1	1	2	3	1	1	0	0	23
25	MITCHELL, Tiffany	g	6-12	2-4	1-2	1	2	3	4	15	3	8	1	4	32
00	COLLEY, Shay	g	0-0	0-0	0-0	0	0	0	3	0	1	0	0	0	6
01	CUEVAS, Bianca	g	1-5	0-1	3-4	0	0	0	2	5	1	1	0	0	8
03	DUCKETT, Kaydra	g	0-1	0-0	0-0	0	0	0	1	0	0	0	0	0	3
31	DOZIER, Asia	g	1-2	0-0	2-2	0	0	0	0	4	1	2	0	0	12
40	WHITE, Jatarie	g	1-3	0-0	2-3	1	2	3	0	4	2	0	0	0	15
41	COATES, Alaina	g	6-9	0-0	5-10	4	9	13	1	17	0	3	3	1	28
	Team					2	2	4							
	Totals		31-69	3-11	23-35	16	35	51	20	88	11	20	6	9	200

1st	FG %:	9-19	47.4%	2nd	4-12	33.3%	3rd	6-17	35.3%	4th	12-21	57.1%	Game	31-69	44.9%	Rebounds	16-35	45.5%
	3FG %:	1-3	33.3%		0-2	0.0%		2-4	50.0%		0-2	0.0%		3-11	27.3%			
	FT %:	11-14	78.6%		7-12	58.3%		5-7	71.4%		0-2	0.0%		23-35	65.7%			9,2

Officials: Beverly Roberts, Mark Zentz, Kevin Pethel  
 Technical fouls: #6/10 Ohio State-None. South Carolina-None.  
 Attendance: 16815

Score by periods	1st	2nd	3rd	4th	Total
#6/10 Ohio State	26	21	15	18	80
South Carolina	30	15	19	24	88

Points In Off 2nd Fast  
 OSU 52 20 14 8 9 10  
 SC 20 21 16 30

Score tied - 6 times.  
 Lead changed - 6 times.

Last FG - OSU 4th-02:35, SC 4th-00:08.  
 Largest lead - OSU by 6 3rd-08:26, SC by 15 1st-03:56.  
 OSU led for 08:14. SC led for 28:41. Game was tied for 03:05.



Official Basketball Box Score - Game Totals - Final Statistics  
**UNCG vs South Carolina**  
 11/15/15 3 p.m. at Columbia, S.C./Colonial Life Arena



**UNCG 44 • 1-1**

#	Player	Total		3-Ptr		Rebounds			PF	TP	A	TO	Blk	Stl	Min
		FG-FGA	FT-FTA	FG-FGA	FT-FTA	Off	Def	Tot							
15	Jade Scaife	f	2-5	0-0	0-1	0	2	2	3	4	0	2	1	1	26
22	India Timpton	f	0-6	0-0	0-0	4	2	6	4	0	0	5	0	1	27
44	Mariah Wilson	c	1-3	0-0	0-1	2	3	5	3	2	0	1	1	2	21
03	Jazmine Missouri	g	2-5	1-2	2-2	1	1	2	0	7	1	3	0	0	21
12	Lucy Mason	g	7-20	1-5	5-6	0	2	2	2	20	1	3	0	2	40
00	Ashley Bearden	g	0-0	0-0	0-0	0	0	0	0	1	0	0	0	0	6
01	Keli Foster	g	0-1	0-0	0-0	0	1	1	1	0	0	2	0	0	6
10	Gena Penick	g	0-1	0-0	0-0	1	0	1	4	0	0	1	0	0	3
14	Bailey Williams	g	0-1	0-1	1-2	0	0	0	1	1	2	3	0	0	10
21	Medena Bartley	g	0-0	0-0	0-0	0	0	0	0	0	0	0	0	0	4
23	Jayda Luckie	g	1-3	0-0	0-0	1	0	1	1	2	0	0	0	0	6
25	Shanese Harris	g	3-17	1-5	1-2	3	3	6	1	8	0	1	0	0	30
	Team					3	7	10							
	Totals		16-62	3-13	9-14	15	21	36	21	44	4	21	2	6	200

1st	FG %:	5-12	41.7%	2nd	4-14	28.6%	3rd	3-17	17.6%	4th	4-19	21.1%	Game	16-62	25.8%	Rebounds	16-23	43.5%
	3FG %:	2-3	66.7%		0-2	0.0%		1-4	25.0%		0-4	0.0%		3-13	23.1%			
	FT %:	4-4	100.0%		1-3	33.3%		2-4	50.0%		2-3	66.7%		9-14	64.3%			4,2

**South Carolina 92 • 2-0**

#	Player	Total		3-Ptr		Rebounds			PF	TP	A	TO	Blk	Stl	Min
		FG-FGA	FT-FTA	FG-FGA	FT-FTA	Off	Def	Tot							
22	WILSON, A'ja	f	9-14	0-0	1-2	6	4	10	0	19	1	2	6	2	17
41	COATES, Alaina	c	6-7	0-0	0-3	2	5	7	2	12	0	0	0	3	13
05	SESSIONS, Khadijah	g	1-2	0-0	0-0	0	1	1	2	2	4	0	0	2	18
23	ROY, Tina	g	3-8	3-8	0-0	0	0	0	0	9	6	0	0	0	19
25	MITCHELL, Tiffany	g	3-11	2-7	2-2	0	2	2	2	10	5	1	0	2	23
00	COLLEY, Shay	g	3-5	1-1	0-0	1	1	2	2	7	1	2	0	1	16
01	CUEVAS, Bianca	g	2-4	1-3	6-8	0	2	1	1	11	1	3	0	2	19
03	DUCKETT, Kaydra	g	0-0	0-0	0-0	0	1	1	1	0	0	1	1	0	10
24	IMOVBIQH, Sarah	g	5-7	0-0	4-6	5	6	11	3	14	0	0	0	2	21
31	DOZIER, Asia	g	1-4	1-4	0-0	0	2	2	2	3	6	0	0	0	26
40	WHITE, Jatarie	g	2-4	0-0	1-2	0	3	3	0	5	1	0	1	0	13
44	FARMER, India	g	0-1	0-1	0-0	1	1	1	0	0	0	0	2	0	5
	Team					1	4	5							
	Totals		35-67	8-24	14-23	15	32	47	15	92	25	10	15	20	200

1st	FG %:	11-18	61.1%	2nd	9-19	47.4%	3rd	12-19	63.2%	4th	3-11	27.3%	Game	35-67	52.3%	Rebounds	16-35	45.5%
	3FG %:	4-7	57.1%		1-3	33.3%		3-8	37.5%		0-6	0.0%		8-24	33.3%			
	FT %:	1-3	33.3%		7-11	63.6%		0-1	0.0%		6-8	75.0%		14-23	60.9%			3

Officials: Scott Yarbrough, Troy Winders, Nick Marshall  
 Technical fouls: UNCG-None. South Carolina-None.  
 Attendance: 13607

Score by periods	1st	2nd	3rd	4th	Total
UNCG	16	9	9	10	44
South Carolina	27	26	27	12	92

Points In Off 2nd Fast  
 UNCG 18 4 10 8 11  
 SC 52 29 16 13 40

Score tied - 1 time.  
 Lead changed - 0 times.

Last FG - UNCG 4th-00:55, SC 4th-02:39.  
 Largest lead - UNCG None, SC by 51 4th-03:32.  
 UNCG led for 00:00. SC led for 39:22. Game was tied for 00:34.



Official Basketball Box Score - Game Totals - Final Statistics  
**South Carolina vs Clemson**  
 11/18/15 7:00 PM at Clemson, S.C.



**South Carolina 67 • 3-0**

#	Player	Total		3-Ptr		Rebounds			PF	TP	A	TO	Blk	Stl	Min
		FG-FGA	FT-FTA	FG-FGA	FT-FTA	Off	Def	Tot							
22	WILSON, A'ja	f	3-10	0-0	1-4	1	4	5	3	7	0	0	3	0	21
41	COATES, Alaina	c	4-7	0-0	2-4	5	1	6	3	10	1	2	2	1	22
05	SESSIONS, Khadijah	g	0-1	0-1	0-0	0	2	2	2	0	5	1	0	1	19
23	ROY, Tina	g	1-6	1-6	0-0	0	1	1	1	3	1	0	0	1	22
25	MITCHELL, Tiffany	g	6-12	4-7	2-4	3	2	5	1	18	0	1	0	4	25
00	COLLEY, Shay	g	0-3	0-1	5-6	2	1	3	0	5	2	0	0	1	16
01	CUEVAS, Bianca	g	2-7	0-3	0-0	0	1	1	1	4	2	0	0	2	17
24	IMOVBIQH, Sarah	g	3-4	0-0	3-8	4	2	6	1	9	0	0	0	2	19
31	DOZIER, Asia	g	3-9	2-7	0-0	0	1	1	0	8	0	1	0	0	21
40	WHITE, Jatarie	g	1-4	0-0	1-2	4	2	6	3	2	0	1	0	0	18
	Team					3	2	5							
	Totals		23-63	7-25	14-28	22	19	41	15	67	13	5	6	12	200

1st	FG %:	6-20	30.0%	2nd	4-12	33.3%	3rd	9-12	75.0%	4th	4-19	21
-----	-------	------	-------	-----	------	-------	-----	------	-------	-----	------	----



Official Basketball Box Score - Game Totals - Final Statistics  
**#16/18 Arizona State vs South Carolina**  
 11/27/15 2:30pm HT at Honolulu, Oahu



**#16/18 Arizona State 58 • 1-2**

#	Player	Total		3-Ptr		Rebounds			PF	TP	A	TO	Blk	Stl	Min
		FG-FGA	FT-FTA	FG-FGA	FT-FTA	Off	Def	Tot							
21	Brunner, Sophie	f	1-6	0-0	4-6	3	7	10	1	6	2	6	0	3	29
22	Moos, Kelsey	f	2-5	0-0	1-2	2	0	2	1	5	0	1	0	0	18
24	Domstauder, Quinn	c	2-5	0-0	1-2	5	2	7	1	5	0	4	1	2	26
00	Hempfen, Katie	g	4-10	4-7	0-0	1	4	5	2	12	2	3	0	3	29
23	Davis, Elisha	g	4-12	2-6	0-0	0	0	0	3	10	5	0	0	1	26
01	Hawkins, Arnecia	g	3-10	0-1	1-2	1	1	2	2	7	0	0	0	1	21
03	Haines, Sabrina	g	2-2	2-2	0-0	2	1	3	0	6	0	1	0	0	11
11	Amukumara, Peace	g	2-4	0-1	1-2	0	4	4	4	5	1	3	0	0	17
33	Johnson-Chapman, Cha	g	0-0	0-0	0-0	0	0	0	0	0	0	0	0	0	1
42	Ibis, Kianna	g	0-2	0-1	0-0	0	0	0	0	0	0	0	0	0	4
43	Normen, Eliza	g	1-5	0-2	0-0	0	2	2	1	2	0	1	0	1	18
	Team					2	2	4							
	<b>Totals</b>		<b>21-61</b>	<b>8-20</b>	<b>8-14</b>	<b>16</b>	<b>23</b>	<b>39</b>	<b>15</b>	<b>58</b>	<b>10</b>	<b>19</b>	<b>1</b>	<b>11</b>	<b>200</b>

1st-FG %:	7-16	43.8%	2nd:	5-15	33.3%	3rd:	3-13	23.1%	4th:	6-17	35.3%	Game:	21-61	34.4%	Deadball	
3FG %:	2-6	33.3%	2-5	40.0%	2-5	40.0%	2-4	50.0%	8-20	40.0%	Rebounds					
FT %:	1-2	50.0%	4-8	50.0%	1-2	50.0%	2-2	100.0%	8-14	57.1%	2					

**South Carolina 60 • 5-0**

#	Player	Total		3-Ptr		Rebounds			PF	TP	A	TO	Blk	Stl	Min
		FG-FGA	FT-FTA	FG-FGA	FT-FTA	Off	Def	Tot							
22	WILSON, A'ja	f	8-11	0-0	2-2	2	9	11	2	18	1	6	1	2	28
41	COATES, Alaina	c	3-6	0-0	0-1	3	4	7	2	6	1	2	1	1	23
05	SESSIONS, Khadijah	g	2-7	0-2	2-2	3	0	3	1	6	0	1	0	2	30
23	ROY, Tina	g	1-7	1-3	0-0	0	2	2	0	3	3	2	1	0	22
25	MITCHELL, Tiffany	g	2-7	0-3	2-2	0	1	1	2	6	1	2	0	2	36
00	COLLEY, Shay	g	0-2	0-1	0-0	0	1	1	1	0	0	1	0	0	10
01	CUEVAS, Bianca	g	7-13	0-2	4-7	0	2	2	2	18	0	2	0	2	18
24	IMOVBIQH, Sarah	g	0-1	0-0	1-2	3	5	8	3	1	0	2	0	0	16
31	DOZIER, Asia	g	1-2	0-0	0-0	0	1	1	0	2	0	1	0	1	5
40	WHITE, Jatarie	g	0-2	0-0	0-0	1	1	2	3	0	0	1	0	0	12
	Team					2	2	4							
	<b>Totals</b>		<b>24-58</b>	<b>1-11</b>	<b>11-16</b>	<b>14</b>	<b>28</b>	<b>42</b>	<b>16</b>	<b>60</b>	<b>6</b>	<b>21</b>	<b>3</b>	<b>10</b>	<b>200</b>

1st-FG %:	5-17	29.4%	2nd:	7-13	53.8%	3rd:	7-12	58.3%	4th:	5-16	31.3%	Game:	24-58	41.4%	Deadball	
3FG %:	0-1	0.0%	0-3	0.0%	0-2	0.0%	1-5	20.0%	1-11	9.1%	Rebounds					
FT %:	4-4	100.0%	2-5	40.0%	1-2	50.0%	4-5	80.0%	11-16	68.8%	2					

Officials: Skelly Wingard, Victor Dunomes, Ethan Kahoano  
 Technical fouls: #16/18 Arizona State-None. South Carolina-None.  
 Attendance: 2020

Score by periods	1st	2nd	3rd	4th	Total
#16/18 Arizona State	17	16	9	16	58
South Carolina	14	16	15	15	60

Points	In	Off	2nd	Fast	Bench
ASU	16	20	9	0	20
SC	42	18	8	2	21

Last FG - ASU 4th-01:20, SC 4th-00:56.  
 Largest lead - ASU by 7 2nd-08:59, SC by 7 4th-07:08.  
 ASU led for 15:11. SC led for 13:08. Game was tied for 11:17.  
 Score tied - 10 times.  
 Lead changed - 11 times.



Official Basketball Box Score - Game Totals - Final Statistics  
**South Carolina vs CSU Bakersfield**  
 11/28/15 1:30 p.m. at Honolulu, HI (Stan Sheriff Center)



**South Carolina 90 • 6-0**

#	Player	Total		3-Ptr		Rebounds			PF	TP	A	TO	Blk	Stl	Min
		FG-FGA	FT-FTA	FG-FGA	FT-FTA	Off	Def	Tot							
22	WILSON, A'ja	f	10-14	0-0	6-9	2	6	8	2	26	4	0	4	0	31
41	COATES, Alaina	c	3-10	0-0	0-2	1	3	4	1	6	0	1	0	0	22
05	SESSIONS, Khadijah	g	3-4	0-0	2-3	1	0	1	1	8	1	0	0	2	26
23	ROY, Tina	g	1-4	1-4	0-0	1	4	5	0	3	3	0	0	0	21
25	MITCHELL, Tiffany	g	3-9	0-2	7-8	0	1	1	0	13	1	1	0	0	32
00	COLLEY, Shay	g	3-3	0-0	0-0	0	2	2	4	6	2	1	0	0	13
01	CUEVAS, Bianca	g	8-12	2-5	2-2	1	3	4	1	20	6	2	0	3	26
24	IMOVBIQH, Sarah	g	3-5	0-0	0-5	3	2	5	2	6	0	0	0	0	15
31	DOZIER, Asia	g	0-1	0-1	0-0	0	0	0	0	0	0	0	0	0	3
40	WHITE, Jatarie	g	1-2	0-0	0-2	1	4	5	1	2	1	0	1	0	11
	Team					1	3	4							
	<b>Totals</b>		<b>35-64</b>	<b>3-12</b>	<b>17-31</b>	<b>11</b>	<b>28</b>	<b>39</b>	<b>12</b>	<b>90</b>	<b>18</b>	<b>5</b>	<b>5</b>	<b>5</b>	<b>200</b>

1st-FG %:	10-19	52.6%	2nd:	7-14	50.0%	3rd:	9-18	50.0%	4th:	9-13	69.2%	Game:	35-64	54.7%	Deadball	
3FG %:	0-5	0.0%	0-0	0.0%	1-3	33.3%	2-4	50.0%	3-12	25.0%	Rebounds					
FT %:	7-8	87.5%	4-12	33.3%	0-3	0.0%	6-8	75.0%	17-31	54.8%	6					

**CSU Bakersfield 71 • 1-4**

#	Player	Total		3-Ptr		Rebounds			PF	TP	A	TO	Blk	Stl	Min
		FG-FGA	FT-FTA	FG-FGA	FT-FTA	Off	Def	Tot							
01	Shannon, Alyssa	*	3-7	1-1	4-4	0	0	0	4	11	5	2	0	0	35
10	Kleist, Keri	*	0-2	0-0	0-0	1	1	2	2	0	0	0	0	0	8
12	Gilbert, Alexus	*	3-7	0-0	1-1	0	1	1	2	7	1	2	0	0	23
15	Williams, Erika	*	3-9	1-3	3-4	0	5	5	5	10	4	1	0	1	33
21	Zempare, Bataba	*	7-11	1-1	4-4	2	6	8	3	19	1	1	0	1	34
00	Fears, Jerice	*	0-0	0-0	0-0	0	2	2	2	0	0	0	0	0	6
02	Sims, Brittany	*	3-5	1-1	1-2	0	1	1	4	8	0	0	0	0	15
04	Torres-Rodriguez, He	*	0-0	0-0	0-0	0	0	0	0	0	0	0	0	0	1
11	Walters, Addi	*	2-6	2-6	0-0	1	0	1	1	6	2	3	0	0	26
13	Vines, Dajj	*	4-9	2-6	0-0	1	4	5	4	10	3	1	0	0	17
23	Carter, Tylinn	*	0-2	0-0	0-0	0	2	2	0	0	0	1	0	0	2
	Team					1	2	3							
	<b>Totals</b>		<b>25-58</b>	<b>8-18</b>	<b>13-15</b>	<b>6</b>	<b>24</b>	<b>30</b>	<b>27</b>	<b>71</b>	<b>16</b>	<b>11</b>	<b>0</b>	<b>2</b>	<b>200</b>

1st-FG %:	5-16	31.3%	2nd:	8-15	53.3%	3rd:	7-16	43.8%	4th:	5-11	45.5%	Game:	25-58	43.1%	Deadball	
3FG %:	2-4	50.0%	2-7	28.6%	2-3	66.7%	2-4	50.0%	8-18	44.4%	Rebounds					
FT %:	4-4	100.0%	5-5	100.0%	4-6	66.7%	2-2	100.0%	13-15	86.7%	1,2					

Officials: Jen Zylstra, Victor Dunomes, Tim Tamashiro  
 Technical fouls: South Carolina-None. CSU Bakersfield-None.  
 Attendance: 2152

Score by periods	1st	2nd	3rd	4th	Total
South Carolina	27	18	19	26	90
CSU Bakersfield	14	23	20	14	71

Points	In	Off	2nd	Fast	Bench
SC	48	16	7	2	34
CSUB	20	7	7	0	24

Last FG - SC 4th-00:02, CSUB 4th-03:03.  
 Largest lead - SC by 19 4th-01:01, CSUB None.  
 SC led for 39:49. CSUB led for 00:00. Game was tied for 00:11.  
 Score tied - 0 times.  
 Lead changed - 0 times.



Official Basketball Box Score - Game Totals - Final Statistics  
**South Carolina vs Hawaii**  
 11/29/15 5:00 pm HT at Stan Sheriff Center



**South Carolina 67 • 7-0, 0-0 SEC**

#	Player	Total		3-Ptr		Rebounds			PF	TP	A	TO	Blk	Stl	Min
		FG-FGA	FT-FTA	FG-FGA	FT-FTA	Off	Def	Tot							
22	WILSON, A'ja	f	8-15	0-0	2-2	2	3	5	18	0	1	2	0	27	
41	COATES, Alaina	c	1-3	0-0	1-2	0	1	1	4	3	0	2	3	0	20
05	SESSIONS, Khadijah	g	4-5	1-2	2-2	1	3	4	4	11	4	1	0	4	21
23	ROY, Tina	g	0-1	0-1	0-0	0	0	0	0	2	0	0	1	0	9
25	MITCHELL, Tiffany	g	5-10	2-5	2-2	1	1	2	2	14	2	3	0	0	29
00	COLLEY, Shay	g	1-3	0-1	0-2	1	2	3	1	2	0	1	0	1	12
01	CUEVAS, Bianca	g	5-12	1-3	2-4	1	3	4	1	13	0	2	0	2	29
03	DUCKETT, Kaydra	g	0-0	0-0	0-0	0	0	0	0	0	0	0	0	0	1
24	IMOVBIQH, Sarah	g	1-2	0-0	1-1	1	3	4	0	3	0	1	0	0	13
31	DOZIER, Asia	g	0-2	0-2	3-4	0	0	0	1	3	3	1	0	1	25
40	WHITE, Jatarie	g	0-2	0-0	0-0	0	2	2	4	0	1	1	0	0	14
	Team					2	3	5							
	<b>Totals</b>		<b>25-55</b>	<b>4-14</b>	<b>13-19</b>	<b>9</b>	<b>21</b>	<b>30</b>	<b>22</b>	<b>67</b>	<b>12</b>	<b>14</b>	<b>5</b>	<b>9</b>	<b>200</b>

1st-FG %:	7-17</
-----------	--------



Official Basketball Box Score - Game Totals - Final Statistics  
**Winthrop vs #2/2 South Carolina**  
 12/13/15 2 p.m. at Columbia, S.C./Colonial Life Arena



**Winthrop 37 • 2-7**

#	Player	Total		3-Ptr		Rebounds			PF	TP	A	TO	Blk	Stl	Min
		FG-FGA	FT-FTA	FG-FGA	FT-FTA	Off	Def	Tot							
14	WHITAKER, Arianne	f	3-13	0-0	1-4	5	3	8	3	7	0	1	4	3	38
44	MBAMALU, Ezinne	f	3-11	0-0	1-4	4	3	7	3	7	0	2	0	1	30
01	KILPATRICK, Aliyah	g	1-11	0-2	0-0	2	3	5	4	2	1	2	0	1	36
02	BANKS, Jimechea	g	2-5	0-3	0-1	1	0	1	2	4	4	5	0	1	27
33	WILLIAMS, Erica	g	4-18	1-3	1-4	1	3	4	2	10	3	2	0	2	37
05	JACKSON, Nuba	g	3-6	0-1	1-2	0	2	2	2	7	1	2	0	1	26
15	JACKSON, Naima	g	0-0	0-0	0-0	0	0	0	0	0	0	0	0	0	6
Team						4	1	5							
Totals			16-64	1-9	4-15	17	15	32	16	37	9	14	4	9	200

1st - FG %: 3-20 15.0% 2nd: 3-9 33.3% 3rd: 6-18 33.3% 4th: 4-17 23.5% Game: 16-64 25.0% Deadball Rebounds 6,1  
 3FG %: 0-4 0.0% 0-1 0.0% 0-2 0.0% 1-2 50.0% 1-9 11.1% 4-15 26.7%  
 FT %: 1-2 50.0% 0-0 0.0% 2-7 28.6% 1-6 16.7%

**#2/2 South Carolina 86 • 9-0**

#	Player	Total		3-Ptr		Rebounds			PF	TP	A	TO	Blk	Stl	Min
		FG-FGA	FT-FTA	FG-FGA	FT-FTA	Off	Def	Tot							
24	IMOVBIQH, Sarah	f	3-3	0-0	1-1	1	3	4	0	7	1	1	1	0	22
41	COATES, Alaina	c	13-15	0-0	3-5	6	10	16	4	29	0	1	10	1	30
05	SESSIONS, Khadijah	g	2-3	0-1	0-0	0	1	1	2	4	6	1	0	1	15
23	ROY, Tina	g	1-6	1-6	0-0	0	0	0	0	3	3	0	0	0	11
25	MITCHELL, Tiffany	g	4-8	3-6	1-2	1	4	5	0	12	3	4	0	1	22
00	COLLEY, Shay	g	1-4	1-3	0-0	1	3	4	1	3	4	2	1	3	24
01	CUEVAS, Bianca	g	4-11	1-2	4-4	0	2	2	2	13	1	2	0	1	22
03	DUCKETT, Kaydra	g	1-4	0-1	0-0	0	2	2	1	2	3	0	0	1	15
31	DOZIER, Asia	g	3-4	3-4	0-0	0	2	2	0	9	3	2	0	1	18
40	WHITE, Jatarie	g	2-2	0-0	0-0	1	8	9	3	4	1	0	4	1	18
44	FARMER, India	g	0-2	0-1	0-0	1	0	1	0	0	0	0	0	0	3
Team						1	1	2							
Totals			34-62	9-24	9-12	12	36	48	13	86	25	13	16	10	200

1st - FG %: 10-14 71.4% 2nd: 8-14 57.1% 3rd: 7-18 38.9% 4th: 9-16 56.3% Game: 34-62 54.8% Deadball Rebounds 3  
 3FG %: 4-7 57.1% 1-5 20.0% 3-9 33.3% 1-3 33.3% 9-24 37.5%  
 FT %: 2-3 66.7% 3-4 75.0% 3-4 75.0% 0-1 0.0% 9-12 75.0%

Officials: Dee Kantner, Laura Morris, Chaney Muench  
 Technical fouls: Winthrop-None. #2/2 South Carolina-None.  
 Attendance: 13409

Score by periods	1st	2nd	3rd	4th	Total
Winthrop	7	6	14	10	37
#2/2 South Carolina	26	21	20	19	86

Points	In	Off	2nd	Fast	Bench
WU	Paint	T/O	Chance	Break	
SC	50	20	14	19	31

Last FG - WU 4th-00:47, SC 4th-00:56.  
 Largest lead - WU None, SC by 52 4th-03:11.  
 WU led for 00:00. SC led for 38:49. Game was tied for 01:11.

Score tied - 1 time.  
 Lead changed - 0 times.



Official Basketball Box Score - Game Totals - Final Statistics  
**Hampton vs #2/2 South Carolina**  
 12/16/15 7 p.m. at Columbia, S.C./Colonial Life Arena



**Hampton 48 • 1-8**

#	Player	Total		3-Ptr		Rebounds			PF	TP	A	TO	Blk	Stl	Min
		FG-FGA	FT-FTA	FG-FGA	FT-FTA	Off	Def	Tot							
31	LUPOE, Kaylah	f	3-6	0-0	1-1	2	6	8	5	7	1	1	4	1	27
00	TATE-DEFREITAS, Malia	g	5-15	1-3	3-5	0	2	2	1	14	5	2	0	3	39
03	GILBEAUX, Georgianna	g	0-1	0-0	0-0	0	0	0	0	0	0	0	0	0	15
15	JORDAN, Ryan	g	4-12	1-3	0-0	1	3	4	5	9	1	3	1	2	24
33	GREEN, Chanel	g	1-7	1-2	0-0	0	0	0	3	3	3	3	0	3	39
01	JAMES, Dejane'	g	0-2	0-1	0-0	0	0	0	0	0	0	0	0	0	1
05	WILLIAMS, Natalie	g	0-0	0-0	0-0	0	0	0	0	0	0	0	0	0	1
10	WILLIS, K'lynn	g	0-2	0-2	0-0	0	0	0	1	0	0	0	0	0	8
13	BOYD, Shaleise	g	1-1	0-0	0-0	0	0	0	0	2	0	0	0	0	3
21	SAYLE, Mikayla	g	1-2	0-0	1-2	2	1	3	3	3	0	0	0	0	10
24	DAVIS, Aereana	g	2-5	0-3	0-0	0	0	0	3	4	0	0	0	0	7
30	ROSE, Kristine	g	2-8	2-7	0-0	1	0	0	4	6	2	0	1	1	26
Team						1	1	2							
Totals			19-61	5-21	5-8	6	13	19	25	48	12	9	6	10	200

1st - FG %: 4-12 33.3% 2nd: 4-15 26.7% 3rd: 8-20 40.0% 4th: 3-14 21.4% Game: 19-61 31.1% Deadball Rebounds 2,1  
 3FG %: 1-3 33.3% 1-4 25.0% 2-6 33.3% 1-8 12.5% 5-21 23.8%  
 FT %: 0-0 0.0% 0-0 0.0% 2-2 100.0% 3-6 50.0%

**#2/2 South Carolina 86 • 10-0**

#	Player	Total		3-Ptr		Rebounds			PF	TP	A	TO	Blk	Stl	Min
		FG-FGA	FT-FTA	FG-FGA	FT-FTA	Off	Def	Tot							
24	IMOVBIQH, Sarah	f	6-8	0-0	7-9	5	2	7	1	19	0	0	0	0	22
31	DOZIER, Asia	f	2-6	0-2	2-2	1	1	2	0	6	5	1	0	2	24
41	COATES, Alaina	c	8-11	0-0	6-9	2	10	12	1	22	2	3	1	0	26
05	SESSIONS, Khadijah	g	2-3	1-1	0-0	4	2	5	2	5	2	3	0	0	17
25	MITCHELL, Tiffany	g	4-11	3-6	6-8	4	2	6	1	17	2	0	0	1	29
00	COLLEY, Shay	g	0-0	0-0	0-0	0	2	2	1	0	0	3	0	0	8
01	CUEVAS, Bianca	g	2-6	1-3	1-1	0	1	1	0	6	1	2	0	0	17
03	DUCKETT, Kaydra	g	1-2	1-2	0-0	1	1	2	3	3	2	0	0	0	12
23	ROY, Tina	g	0-3	0-2	0-0	0	3	3	0	3	0	1	0	0	24
40	WHITE, Jatarie	g	3-8	0-0	2-2	2	5	7	4	8	0	4	1	0	21
Team						3	3	6							
Totals			28-58	6-16	24-31	18	34	52	13	86	17	17	2	3	200

1st - FG %: 4-12 33.3% 2nd: 6-17 35.3% 3rd: 8-10 80.0% 4th: 10-15 66.7% Game: 28-58 48.3% Deadball Rebounds 5,3  
 3FG %: 0-4 0.0% 1-4 25.0% 3-4 75.0% 2-4 50.0% 6-16 37.5%  
 FT %: 6-7 85.7% 3-3 100.0% 10-16 62.5% 5-5 100.0%

Officials: Mark Zentz, Mary Day, Metta Roberts  
 Technical fouls: Hampton-ROSE, Kristine. #2/2 South Carolina-None.  
 Attendance: 12117

Score by periods	1st	2nd	3rd	4th	Total
Hampton	9	9	20	10	48
#2/2 South Carolina	14	16	29	27	86

Points	In	Off	2nd	Fast	Bench
HU	Paint	T/O	Chance	Break	
SC	42	18	1	10	15

Last FG - HU 4th-05:19, SC 4th-00:26.  
 Largest lead - HU None, SC by 38 4th-00:26.  
 HU led for 00:00. SC led for 38:33. Game was tied for 01:27.

Score tied - 0 times.  
 Lead changed - 0 times.



Official Basketball Box Score - Game Totals - Final Statistics  
**East Carolina vs #2/2 South Carolina**  
 12/20/15 1 p.m. at Myrtle Beach (SC) Convention Center



**East Carolina 57 • 6-6**

#	Player	Total		3-Ptr		Rebounds			PF	TP	A	TO	Blk	Stl	Min
		FG-FGA	FT-FTA	FG-FGA	FT-FTA	Off	Def	Tot							
23	PAYNE, Jada	f	3-11	2-6	6-6	3	3	6	1	14	0	2	1	1	39
24	TAYLOR, I'Tiana	f	8-18	0-0	1-1	4	3	7	3	16	1	1	1	1	24
55	LARAMIE, Marina	c	4-14	3-7	2-2	3	7	10	4	13	0	4	0	0	36
02	TOURE, Khadijah	g	1-9	0-4	2-2	0	3	3	4	3	3	0	0	0	26
04	GRAY, DeV Vaughn	g	0-3	0-3	0-0	0	1	1	2	0	0	0	0	0	14
01	FRAZIER, Alex	g	1-2	0-0	1-1	1	1	2	4	3	2	3	0	0	19
03	WOMBLE, Manesha	g	0-0	0-0	0-0	0	0	0	0	0	0	0	0	0	1
13	CSUTORAS, Fanni	g	2-8	1-3	0-0	0	1	1	4	5	1	0	0	0	28
40	HOLSTON, Gabrielle	g	0-4	0-0	2-2	0	2	2	5	2	0	0	1	1	13
Team						1	4	5							
Totals			19-69	6-23	13-14	12	25	37	26	57	7	13	3	3	200

1st - FG %: 5-16 31.3% 2nd: 3-15 20.0% 3rd: 9-21 42.9% 4th: 2-17 11.8% Game: 19-69 27.5% Deadball Rebounds 0  
 3FG %: 1-7 14.3% 2-5 40.0% 2-6 33.3% 1-5 20.0% 6-23 26.1%  
 FT %: 4-4 100.0% 2-3 66.7% 4-4 100.0% 13-14 92.9%

**#2/2 South Carolina 88 • 11-0**

#	Player	Total		3-Ptr		Rebounds			PF	TP	A	TO	Blk	Stl	Min
		FG-FGA	FT-FTA	FG-FGA	FT-										



Official Basketball Box Score - Game Totals - Final Statistics  
**Arkansas vs #2/2 South Carolina**  
 01/03/16 3 p.m. at Columbia, S.C./Colonial Life Arena



**Arkansas 32 • 5-9 (0-1 SEC)**

#	Player	Total			3-Ptr			Rebounds			PF	TP	A	TO	Blk	Stl	Min
		FG	FGA	FT	FTA	FG	FGA	FT	FTA	Off							
00	JACKSON, Jessica	f	4-12	0-3	1-2	1	3	4	3	9	1	2	0	1	29		
03	COOLEY, Alecia	c	0-4	0-0	2-2	2	4	6	3	2	1	4	1	0	29		
35	MONK, Malica	g	1-6	0-0	0-0	0	0	0	3	2	0	1	0	0	27		
21	COSPER, Devin	g	1-4	0-3	0-0	0	1	1	0	2	4	2	0	1	21		
33	WOLFF, Melissa	g	4-10	0-0	1-2	2	5	7	4	9	1	1	0	2	33		
04	SWENSON, Keiryn	g	2-5	0-1	0-0	0	2	2	0	4	0	0	0	0	18		
12	FREEMAN, Briunna	g	0-3	0-0	0-2	1	0	1	1	0	1	2	0	0	12		
15	BROOKS, Kelsey	g	0-3	0-2	0-0	0	0	0	1	0	0	1	0	0	7		
22	ZIMMERMAN, Bailey	g	0-1	0-1	0-0	0	1	1	0	0	0	0	0	1	5		
24	DANBERRY, Jordan	g	1-5	1-2	1-2	1	0	1	1	4	1	4	0	0	14		
32	WEST, Khadijah	g	0-1	0-0	0-0	0	0	0	1	0	0	0	0	0	5		
Team						2			1			1					
Totals			13-54	1-12	5-10	9	17	26	17	32	9	18	1	5	200		

1st-FG %: 4-15 26.7% 2nd: 4-12 33.3% 3rd: 2-14 14.3% 4th: 3-13 23.1% Game: 13-54 24.1% Deadball Rebounds: 2,1  
 3FG %: 0-3 0.0% 1-4 25.0% 0-2 0.0% 0-3 0.0% 1-12 8.3%  
 FT %: 1-2 50.0% 0-0 0.0% 3-4 75.0% 1-4 25.0% 5-10 50.0%

**#2/2 South Carolina 85 • 13-0 (1-0 SEC)**

#	Player	Total			3-Ptr			Rebounds			PF	TP	A	TO	Blk	Stl	Min
		FG	FGA	FT	FTA	FG	FGA	FT	FTA	Off							
22	WILSON, A'ja	f	7-12	0-0	0-1	4	6	10	2	14	1	2	0	0	25		
41	COATES, Alaina	c	4-5	0-0	3-3	0	10	10	3	11	2	0	1	1	26		
05	SESSIONS, Khadijah	g	3-4	1-1	0-0	1	2	3	0	7	4	1	1	3	25		
23	ROY, Tina	g	7-13	7-12	0-0	0	1	1	0	21	3	0	0	1	29		
25	MITCHELL, Tiffany	g	4-9	2-5	2-3	0	3	3	0	12	4	3	0	2	26		
01	CUEVAS, Bianca	g	4-8	1-5	1-2	1	1	2	1	10	3	3	0	3	24		
03	DUCKETT, Kaydra	g	0-0	0-0	0-0	0	2	2	0	0	2	0	1	7			
24	IMOVBIQH, Sarah	g	4-7	0-0	1-2	4	3	7	2	9	0	3	0	0	17		
40	WHITE, Jatarie	g	0-5	0-0	1-2	2	3	5	1	1	1	1	0	0	18		
44	FARMER, India	g	0-0	0-0	0-0	0	1	1	0	0	0	0	0	0	3		
Team						3			1			4					
Totals			33-63	11-23	8-13	15	33	48	11	85	18	15	2	11	200		

1st-FG %: 4-18 22.2% 2nd: 14-19 73.7% 3rd: 11-18 61.1% 4th: 4-8 50.0% Game: 33-63 52.4% Deadball Rebounds: 2,2  
 3FG %: 0-4 0.0% 5-7 71.4% 6-11 54.5% 0-1 0.0% 11-23 47.8%  
 FT %: 1-2 50.0% 2-2 100.0% 1-3 33.3% 4-6 66.7%

Officials: Sue Blauch, Eric Brewton, Troy Winders  
 Technical fouls: Arkansas-None. #2/2 South Carolina-None.  
 Attendance: 13407

Score by periods	1st	2nd	3rd	4th	Total
Arkansas	9	9	7	7	32
#2/2 South Carolina	9	35	29	12	85

Points	In	Off	2nd	Fast	Bench
AR	Paint	T/O	Chance	Break	
Arkansas	10	8	5	2	8
SC	44	28	20	16	20

Last FG - AR 4th-04:33, SC 4th-03:53.  
 Largest lead - AR by 2 1st-08:53, SC by 53 4th-00:38.  
 AR led for 02:05. SC led for 31:19. Game was tied for 06:36.  
 Score tied - 5 times.  
 Lead changed - 3 times.



Official Basketball Box Score - Game Totals - Final Statistics  
**#2/2 South Carolina vs Vanderbilt**  
 01/07/16 8 p.m. at Nashville, Tenn. (Memorial Gym)



**#2/2 South Carolina 71 • 14-0, 2-0**

#	Player	Total			3-Ptr			Rebounds			PF	TP	A	TO	Blk	Stl	Min
		FG	FGA	FT	FTA	FG	FGA	FT	FTA	Off							
22	WILSON, A'ja	f	1-3	0-0	2-4	0	6	6	4	4	2	1	0	0	24		
31	DOZIER, Asia	f	1-5	1-4	0-0	0	1	1	2	3	4	2	0	0	23		
41	COATES, Alaina	c	5-6	0-0	1-4	3	7	10	2	11	1	0	0	0	29		
05	SESSIONS, Khadijah	g	3-5	2-3	2-3	3	1	4	1	10	0	0	0	3	30		
25	MITCHELL, Tiffany	g	8-15	3-6	3-6	1	1	2	3	22	5	2	0	2	34		
01	CUEVAS, Bianca	g	2-6	0-3	0-0	0	1	1	2	4	2	2	0	1	12		
04	CLINEY, Donyiah	g	1-2	0-0	0-0	0	0	0	2	2	0	0	0	0	5		
23	ROY, Tina	g	4-8	4-6	1-2	0	1	1	0	13	1	2	0	1	20		
24	IMOVBIQH, Sarah	g	0-0	0-0	0-0	0	2	2	1	0	0	1	0	0	5		
40	WHITE, Jatarie	g	0-0	0-0	2-4	0	2	2	1	2	0	0	0	0	18		
Team						1			0			1					
Totals			25-50	10-22	11-23	8	22	30	18	71	15	11	0	7	200		

1st-FG %: 6-13 46.2% 2nd: 5-12 41.7% 3rd: 7-14 50.0% 4th: 7-11 63.6% Game: 25-50 50.0% Deadball Rebounds: 9,1  
 3FG %: 1-6 16.7% 2-6 33.3% 3-5 60.0% 4-5 80.0%  
 FT %: 2-6 33.3% 4-5 80.0% 1-2 50.0% 4-10 40.0%

**Vanderbilt 61 • 11-4, 0-2**

#	Player	Total			3-Ptr			Rebounds			PF	TP	A	TO	Blk	Stl	Min
		FG	FGA	FT	FTA	FG	FGA	FT	FTA	Off							
44	Rayte'a Long	f	1-1	0-0	0-0	3	1	4	2	2	0	1	0	0	11		
01	Rebekah Dahlman	g	5-10	2-7	2-2	2	4	6	3	14	3	1	0	2	33		
03	Rachel Bell	g	3-12	0-4	3-4	1	1	2	0	9	1	1	0	0	28		
23	Minta Spears	g	1-9	0-5	2-2	0	2	2	4	4	4	3	0	0	39		
33	Christa Reed	g	2-6	2-4	0-0	0	3	3	2	6	0	4	0	1	29		
15	Jasmine Jenkins	g	2-3	0-0	0-0	1	2	3	1	4	2	2	0	2	11		
22	Marq'ues Webb	g	3-5	0-0	1-1	0	3	3	5	7	0	1	0	0	17		
25	Morgan Batey	g	2-3	0-0	2-2	0	2	2	1	6	2	0	0	0	20		
35	Kendall Shaw	g	3-4	0-0	3-4	1	1	2	1	9	0	0	1	0	12		
Team						1			1			2					
Totals			22-53	4-20	13-15	9	20	29	19	61	12	13	1	5	200		

1st-FG %: 2-7 28.6% 2nd: 8-13 61.5% 3rd: 6-16 37.5% 4th: 6-17 35.3% Game: 22-53 41.5% Deadball Rebounds: 1  
 3FG %: 1-4 25.0% 1-4 25.0% 1-5 20.0% 1-7 14.3%  
 FT %: 5-6 83.3% 4-4 100.0% 2-2 100.0% 2-3 66.7%

Officials: Beverly Roberts, Jesse Dickerson, Douglas Knight  
 Technical fouls: #2/2 South Carolina-None. Vanderbilt-None.  
 Attendance: 2547

Score by periods	1st	2nd	3rd	4th	Total
#2/2 South Carolina	15	16	18	22	71
Vanderbilt	10	21	15	15	61

Points	In	Off	2nd	Fast	Bench
SC	Paint	T/O	Chance	Break	
South Carolina	30	12	6	10	21
VANDY	30	12	9	6	26

Last FG - SC 4th-00:55, VANDY 4th-02:22.  
 Largest lead - SC by 10 4th-00:24, VANDY by 6 3rd-07:31.  
 SC led for 25:49. VANDY led for 09:56. Game was tied for 04:08.  
 Score tied - 8 times.  
 Lead changed - 18 times.



Official Basketball Box Score - Game Totals - Final Statistics  
**#20/- Missouri vs #2/2 South Carolina**  
 01/10/16 12 p.m. at Columbia, S.C./Colonial Life Arena



**#20/- Missouri 58 • 14-2 (1-2 SEC)**

#	Player	Total			3-Ptr			Rebounds			PF	TP	A	TO	Blk	Stl	Min
		FG	FGA	FT	FTA	FG	FGA	FT	FTA	Off							
21	PORTER, Cierra	f	2-7	0-1	6-8	3	4	7	3	10	1	3	0	1	28		
22	FRERICKS, Jordan	f	1-4	0-0	7-8	2	2	4	5	9	0	3	0	1	20		
11	CUNNINGHAM, Sophie	g	4-13	1-5	0-0	0	2	2	5	9	0	1	0	1	24		
03	DUNNINGHAM, Lindsey	g	1-3	1-1	0-0	0	2	2	3	1	4	0	0	0	23		
24	MICHAELIS, Sierra	g	3-11	1-5	0-0	1	2	3	4	7	2	1	0	1	19		
01	DOTY, Lianna	g	0-0	0-0	2-2	1	2	3	2	1	3	0	1	9			
02	STOCK, Morgan	g	0-4	0-3	2-2	0	3	3	1	2	2	1	1	0	18		
04	PORTER, Bri	g	0-1	0-1	0-0	0	1	1	1	0	0	0	0	0	3		
10	STOCK, Maddie	g	2-3	1-2	0-0	0	0	0	3	5	0	0	0	0	14		
12	HUDYN, Michelle	g	0-2	0-0	0-0	0	0	0	2	0	1	2	1	0	7		
15	SHEPARD, Carrie	g	0-0	0-0	0-0	1	0	1	0	0	0	0	0	0	3		
20	McDOWELL, Kayla	g	3-5	0-1	1-1	0	4	4	0	7	0	1	0	0	14		
23	ROBINSON, Juanita	g	2-5	0-2	0-0	1	1	2	4	4	3	1	0	1	18		
Team						2			5			4					
Totals			18-58	4-21	18-21	11	26	37	34	58	11	20	2	6	200		



Official Basketball Box Score -- Game Totals -- Final Statistics  
**#15/11 Texas A&M vs #2/2 South Carolina**  
 01/17/16 1:30 p.m. at Columbia, S.C./Colonial Life Arena



**#15/11 Texas A&M 58 • 13-5 (3-2 SEC)**

#	Player	Total			3-Ptr			Rebounds			PF	TP	A	TO	Blk	Stl	Min
		FG	FGA	FT	FTA	Off	Def	Tot	Off	Def							
05	Anriel Howard	f	2-5	0-0	0-0	4	5	9	4	4	1	1	0	0	22		
00	Khaaila Hillsman	c	1-2	0-0	0-0	2	1	3	3	2	0	1	0	0	21		
13	Chelsea Jennings	g	7-14	0-0	0-0	0	7	7	4	14	0	3	0	1	35		
24	Jordan Jones	g	6-10	3-5	2-2	0	1	5	17	3	5	1	2	32			
33	Courtney Walker	g	7-18	0-0	2-3	2	3	5	1	16	5	3	1	2	40		
01	Courtney Williams	g	1-10	0-1	0-0	2	1	3	0	2	1	1	0	2	12		
03	Taylor Cooper	g	0-0	0-0	0-0	0	0	0	0	0	1	0	0	0	1		
10	Shlonte Allen	g	0-0	0-0	0-0	0	0	0	0	0	0	0	0	0	1		
11	Curtyce Knox	g	0-2	0-1	0-0	0	1	1	0	0	0	0	0	0	6		
12	Danni Williams	g	0-0	0-0	0-0	0	0	0	0	0	0	0	0	0	1		
21	Jasmine Lumpkin	g	1-3	0-0	1-3	0	2	2	1	3	1	0	0	0	9		
23	Rachel Mitchell	g	0-4	0-0	0-0	5	3	8	2	0	0	1	5	3	20		
	Team					2	2	4									
<b>Totals</b>			<b>25-68</b>	<b>3-7</b>	<b>5-8</b>	<b>17</b>	<b>26</b>	<b>43</b>	<b>21</b>	<b>58</b>	<b>12</b>	<b>15</b>	<b>7</b>	<b>10</b>	<b>200</b>		

1st - FG %: 8-16 50.0% 2nd: 5-18 27.8% 3rd: 4-16 25.0% 4th: 8-18 44.4% Game: 25-68 36.8% Deadball Rebounds 1,1  
 3FG %: 1-1 100.0% 0-1 0.0% 1-2 50.0% 1-3 33.3% 3-7 42.9%  
 FT %: 0-1 0.0% 0-0 0.0% 2-3 66.7% 3-4 75.0% 5-8 62.5%

**#2/2 South Carolina 59 • 17-0 (5-0 SEC)**

#	Player	Total			3-Ptr			Rebounds			PF	TP	A	TO	Blk	Stl	Min
		FG	FGA	FT	FTA	Off	Def	Tot	Off	Def							
22	WILSON, A'ja	f	11-19	0-0	4-6	2	6	8	3	26	1	4	8	0	38		
31	DOZIER, Asia	f	0-1	0-1	0-0	1	0	1	0	0	1	2	0	1	13		
41	COATES, Alaina	c	2-5	0-0	1-2	1	10	11	3	5	3	1	0	2	34		
05	SESSIONS, Khadijah	g	3-5	0-2	2-4	0	2	2	3	8	2	2	0	4	34		
25	MITCHELL, Tiffany	g	4-13	1-5	2-5	2	2	4	1	11	2	3	0	4	40		
01	CUEVAS, Bianca	g	3-6	1-1	2-2	1	2	3	2	9	2	2	0	1	20		
23	ROY, Tina	g	0-3	0-3	0-0	0	2	2	1	0	1	0	0	0	13		
24	IMOVBIQH, Sarah	g	0-2	0-0	0-0	1	0	1	0	0	0	1	0	0	3		
40	WHITE, Jatarie	g	0-0	0-0	0-0	0	0	0	1	0	0	1	1	0	5		
	Team					0	1	1									
<b>Totals</b>			<b>23-54</b>	<b>2-12</b>	<b>11-19</b>	<b>8</b>	<b>25</b>	<b>33</b>	<b>14</b>	<b>59</b>	<b>12</b>	<b>16</b>	<b>9</b>	<b>12</b>	<b>200</b>		

1st - FG %: 7-15 46.7% 2nd: 5-14 35.7% 3rd: 5-14 35.7% 4th: 6-11 54.5% Game: 23-54 42.6% Deadball Rebounds 4,3  
 3FG %: 1-1 100.0% 0-5 0.0% 1-2 50.0% 1-2 50.0% 2-12 16.7%  
 FT %: 1-1 100.0% 0-0 0.0% 0-0 0.0% 10-18 55.6% 11-19 57.9%

Officials: Lisa Mattingly, Bryan Enterline, Brian Garland  
 Technical fouls: #15/11 Texas A&M-None. #2/2 South Carolina-None.  
 Attendance: 15406

Score by periods	1st	2nd	3rd	4th	Total
#15/11 Texas A&M	17	10	11	20	58
#2/2 South Carolina	16	10	10	23	59

	Points	In Paint	Off T/O	2nd Chance	Fast Break	Bench
TAMU	22	19	9	10	5	
SC	42	24	8	10	9	

Last FG - TAMU 4th-00:00, SC 4th-01:16.  
 Largest lead - TAMU by 7 1st-06:30, SC by 6 4th-02:34.  
 TAMU led for 17:48. SC led for 21:20. Game was tied for 00:52.  
 Score tied - 4 times.  
 Lead changed - 19 times.



Official Basketball Box Score -- Game Totals -- Final Statistics  
**#2/2 South Carolina vs Auburn**  
 01/21/16 6:00 pm at Auburn Arena -- Auburn, Ala.



**#2/2 South Carolina 74 • 18-0, 6-0 SEC**

#	Player	Total			3-Ptr			Rebounds			PF	TP	A	TO	Blk	Stl	Min
		FG	FGA	FT	FTA	Off	Def	Tot	Off	Def							
22	WILSON, A'ja	f	4-7	0-0	3-4	2	4	6	1	11	2	1	0	0	17		
31	DOZIER, Asia	f	0-4	0-3	1-2	0	2	2	1	1	3	0	0	0	20		
41	COATES, Alaina	c	8-10	0-0	1-2	5	5	10	2	17	2	4	1	0	26		
05	SESSIONS, Khadijah	g	1-1	1-1	2-2	0	3	3	3	5	1	3	0	3	26		
25	MITCHELL, Tiffany	g	4-10	1-3	4-4	1	0	1	1	13	5	1	0	3	24		
01	CUEVAS, Bianca	g	0-3	0-2	1-2	0	2	2	1	1	2	2	0	0	18		
04	CLINEY, Doniyah	g	1-2	1-2	0-0	0	2	2	2	3	3	1	0	0	11		
23	ROY, Tina	g	4-7	4-7	0-0	0	0	0	0	12	2	0	0	0	20		
24	IMOVBIQH, Sarah	g	1-1	0-0	0-2	1	1	2	2	2	0	0	0	0	17		
40	WHITE, Jatarie	g	4-7	0-1	1-2	1	1	2	2	9	0	0	0	0	21		
	Team					1	3	4									
<b>Totals</b>			<b>27-52</b>	<b>7-19</b>	<b>13-20</b>	<b>11</b>	<b>23</b>	<b>34</b>	<b>15</b>	<b>74</b>	<b>20</b>	<b>12</b>	<b>1</b>	<b>7</b>	<b>200</b>		

1st - FG %: 5-13 38.5% 2nd: 7-14 50.0% 3rd: 7-12 58.3% 4th: 8-13 61.5% Game: 27-52 51.9% Deadball Rebounds 4  
 3FG %: 0-4 0.0% 2-3 66.7% 3-6 50.0% 2-6 33.3% 7-19 36.8%  
 FT %: 3-5 60.0% 4-7 57.1% 3-3 100.0% 3-5 60.0%

**Auburn 58 • 12-7, 2-4 SEC**

#	Player	Total			3-Ptr			Rebounds			PF	TP	A	TO	Blk	Stl	Min
		FG	FGA	FT	FTA	Off	Def	Tot	Off	Def							
15	Jones,Jazmine	f	3-6	0-0	0-0	5	3	8	2	6	1	0	0	0	30		
44	Tanner,Tra'cee	f	3-3	0-0	3-4	1	3	4	3	9	0	2	0	0	22		
10	Montgomery,Brandy	g	2-11	1-8	2-2	0	1	1	0	7	2	1	0	0	32		
13	Frengking,Katie	g	5-15	5-12	2-4	2	5	7	3	17	4	3	1	1	30		
40	Dieng,Khady	g	2-3	1-2	0-0	1	1	2	1	5	3	3	0	2	19		
03	Sanders,Erica	g	0-1	0-0	2-2	1	1	2	4	2	1	0	0	2	15		
12	Garvin,Jonika	g	0-2	0-0	0-0	0	1	1	0	0	0	0	0	0	3		
23	Jones,Jessica	g	0-2	0-0	2-2	2	1	3	2	2	1	0	0	0	18		
33	McKay,Janiah	g	4-12	2-5	0-0	0	1	1	1	10	2	3	0	2	21		
35	Capers,Cabriana	g	0-0	0-0	0-0	0	0	0	0	0	0	1	0	0	10		
	Team					1	0	1									
<b>Totals</b>			<b>19-55</b>	<b>9-27</b>	<b>11-14</b>	<b>13</b>	<b>17</b>	<b>30</b>	<b>16</b>	<b>58</b>	<b>14</b>	<b>13</b>	<b>1</b>	<b>7</b>	<b>200</b>		

1st - FG %: 5-14 35.7% 2nd: 2-16 12.5% 3rd: 5-13 38.5% 4th: 7-12 58.3% Game: 19-55 34.5% Deadball Rebounds 3  
 3FG %: 3-8 37.5% 1-9 11.1% 2-4 50.0% 3-6 50.0% 9-27 33.3%  
 FT %: 2-2 100.0% 0-0 0.0% 4-6 66.7% 5-6 83.3%

Officials: Beverly Roberts, Laura Morris, Eric Brewton  
 Technical fouls: #2/2 South Carolina-None. Auburn-None.  
 Attendance: 2419

Score by periods	1st	2nd	3rd	4th	Total
#2/2 South Carolina	13	20	20	21	74
Auburn	15	5	16	22	58

	Points	In Paint	Off T/O	2nd Chance	Fast Break	Bench
SC	36	16	9	8	27	
AU	16	15	14	4	14	

Last FG - SC 4th-02:33, AU 4th-00:15.  
 Largest lead - SC by 24 4th-02:33, AU by 5 2nd-09:31.  
 SC led for 30:48. AU led for 06:57. Game was tied for 02:04.  
 Score tied - 2 times.  
 Lead changed - 2 times.



Official Basketball Box Score -- Game Totals -- Final Statistics  
**#2/2 South Carolina vs #10/10 Mississippi State**  
 01/24/16 4:01 p.m. at Starkville, Miss. (Humphrey Coliseum)



**#2/2 South Carolina 57 • 19-0 (7-0 SEC)**

#	Player	Total			3-Ptr			Rebounds			PF	TP	A	TO	Blk	Stl	Min
		FG	FGA	FT	FTA	Off	Def	Tot	Off	Def							
22	WILSON, A'ja	f	3-11	0-0	0-2	2	9	11	4	6	1	2	4	0	26		
31	DOZIER, Asia	f	0-1	0-1	2-2	0	1	1	0	2	1	1	0	0	12		
41	COATES, Alaina	c	2-3	0-0	2-2	1	10	11	2	6	1	1	2	3	37		
05	SESSIONS, Khadijah	g	4-6	0-1	2-2	0	4	4	5	10	1	2	0	1	29		
25	MITCHELL, Tiffany	g	6-15	1-7	8-9	0	2	2	3	21	2	7	0	0	37		
01	CUEVAS, Bianca	g	0-2	0-0	0-2	0	0	0	0	0	1	1	0	0	6		
04	CLINEY, Doniyah	g	0-0	0-0	1-4	0	0	0	2	1	0	1	0	0	9		
23	ROY, Tina	g	4-6	3-4	0-0	0	1	1	1	11	2	3	0	0	27		
24	IMOVBIQH, Sarah	g	0-0	0-0	0-0	4	3	7	4	0	0	2	0	0	9		
40	WHITE, Jatarie	g	0-0	0-0	0-0	0	0	0	0	0	0	1	0	1	8		
	Team					2	1	3									
<b>Totals</b>			<b>19-44</b>	<b>4-13</b>	<b>15-23</b>	<b>9</b>	<b>31</b>	<b>40</b>	<b>21</b>	<b>57</b>	<b>9</b>	<b>21</b>	<b>6</b>	<b>5</b>			



**2015-16 South Carolina Basketball**  
**#2/2 South Carolina Season Schedule/Results & Leaders (as of Jan 24, 2016)**  
**All games**



<b>RECORD:</b>	<b>OVERALL</b>	<b>HOME</b>	<b>AWAY</b>	<b>NEUTRAL</b>
ALL GAMES	19-0	9-0	7-0	3-0
CONFERENCE	7-0	3-0	4-0	0-0
NON-CONFERENCE	12-0	6-0	3-0	3-0

<b>Date</b>	<b>Opponent</b>	<b>Score</b>	<b>Att. High Points</b>	<b>High Rebounds</b>
11/13/15	#6/10 OHIO STATE	w 88-80	16815 (20)WILSON, A'ja	(14)WILSON, A'ja
11/15/15	UNCG	w 92-44	13607 (19)WILSON, A'ja	(11)IMOVBIQH, Sarah
11/18/15	at Clemson	w 67-41	1030 (18)MITCHELL, Tiffany	(6)COATES, Alaina (6)IMOVBIQH, Sarah (6)WHITE, Jatarie
11/22/15	at UCLA	w 68-65	2018 (17)ROY, Tina (17)MITCHELL, Tiffany	(12)COATES, Alaina
11/27/15	@vs #16/18 Arizona State	w 60-58	2020 (18)CUEVAS, Bianca (18)WILSON, A'ja	(11)WILSON, A'ja
11/28/15	@vs CSU Bakersfield	w 90-71	2152 (26)WILSON, A'ja	(8)WILSON, A'ja
11/29/15	@at Hawaii	w 67-51	2073 (18)WILSON, A'ja	(5)WILSON, A'ja
12/06/15	#14/13 DUKE	w 66-55	16429 (28)WILSON, A'ja	(11)WILSON, A'ja
12/13/15	WINTHROP	w 86-37	13409 (29)COATES, Alaina	(16)COATES, Alaina
12/16/15	HAMPTON	w 86-48	12117 (22)COATES, Alaina	(12)COATES, Alaina
12/20/15	<vs East Carolina	w 88-57	(18)MITCHELL, Tiffany	(15)COATES, Alaina
12/22/15	ELON	w 78-63	13670 (18)MITCHELL, Tiffany	(8)WILSON, A'ja (8)COATES, Alaina
01/03/16	*ARKANSAS	w 85-32	13407 (21)ROY, Tina	(10)WILSON, A'ja (10)COATES, Alaina
01/07/16	*at Vanderbilt	w 71-61	2547 (22)MITCHELL, Tiffany	(10)COATES, Alaina
01/10/16	*#20/- MISSOURI	w 83-58	15934 (19)MITCHELL, Tiffany	(12)COATES, Alaina
01/14/16	*at #9/9 Kentucky	w 73-62	5527 (26)WILSON, A'ja	(13)WILSON, A'ja
01/17/16	*#15/11 TEXAS A&M	w 59-58	15406 (26)WILSON, A'ja	(11)COATES, Alaina
01/21/16	*at Auburn	w 74-58	2419 (17)COATES, Alaina	(10)COATES, Alaina
01/24/16	*at #10/10 Mississippi State	w 57-51	10626 (21)MITCHELL, Tiffany	(11)WILSON, A'ja (11)COATES, Alaina

\* = Conference game  
 @ = Rainbow Wahine Showdown (Honolulu, Hawaii)  
 < = Carolinas Challenge (Myrtle Beach, S.C.)

<b>Attendance Summary</b>	<b>Games</b>	<b>Attend</b>	<b>Avg/Game</b>
Home	9	130794	14533
Away	7	26240	3749
Neutral	3	4172	1391
Total	19	161206	8485



**2015-16 South Carolina Basketball**  
**#2/2 South Carolina Points-Rebounds-Assists (as of Jan 24, 2016)**  
**All games**



Opponent	Date	Score	00		01		03		04		05		22		23	
			COLLEY,SHA	CUEVAS,BIA	DUCKETT,KA	CLINEY,DON	SESSIONS,K	WILSON,A'J	ROY,TINA							
#6/10 OHIO STATE	11/13/15	88-80	w	0-0-0	5-0-1	0-0-0	DNP	12-3-3	20-14-0	3-1-1						
UNCG	11/15/15	92-44	w	7-2-1	11-2-1	0-1-0	DNP	2-1-4	19-10-1	9-0-6						
at Clemson	11/18/15	67-41	w	5-3-2	4-1-2	DNP	DNP	0-2-5	7-5-0	3-1-1						
at UCLA	11/22/15	68-65	w	2-2-0	7-2-2	DNP	DNP	0-5-1	11-10-3	17-3-4						
vs #16/18 Arizona State	11/27/15	60-58	w	0-1-0	18-2-0	DNP	DNP	6-3-0	18-11-1	3-2-3						
vs CSU Bakersfield	11/28/15	90-71	w	6-2-2	20-4-6	DNP	DNP	8-1-1	26-8-4	3-5-3						
at Hawaii	11/29/15	67-51	w	2-3-0	13-4-0	0-0-0	DNP	11-4-4	18-5-0	0-0-2						
#14/13 DUKE	12/06/15	66-55	w	DNP	2-4-2	DNP	DNP	5-5-1	28-11-2	3-1-2						
WINTHROP	12/13/15	86-37	w	3-4-4	13-2-1	2-2-3	DNP	4-1-6	DNP	3-0-3						
HAMPTON	12/16/15	86-48	w	0-2-0	6-1-1	3-2-2	DNP	5-4-2	DNP	0-3-3						
vs East Carolina	12/20/15	88-57	w	3-1-4	4-1-1	2-0-0	DNP	5-2-3	15-10-0	3-3-0						
ELON	12/22/15	78-63	w	2-0-0	2-1-2	2-1-0	DNP	6-2-4	12-8-2	9-0-1						
ARKANSAS	01/03/16	85-32	w	DNP	10-2-3	0-2-0	DNP	7-3-4	14-10-1	21-1-3						
at Vanderbilt	01/07/16	71-61	w	DNP	4-1-2	DNP	2-0-0	10-4-0	4-6-2	13-1-1						
#20/- MISSOURI	01/10/16	83-58	w	DNP	6-0-1	DNP	5-1-0	9-0-1	11-11-1	3-2-2						
at #9/9 Kentucky	01/14/16	73-62	w	DNP	2-0-1	DNP	0-0-0	8-1-3	26-13-2	12-3-4						
#15/11 TEXAS A&M	01/17/16	59-58	w	DNP	9-3-2	DNP	DNP	8-2-2	26-8-1	0-2-1						
at Auburn	01/21/16	74-58	w	DNP	1-2-2	DNP	3-2-3	5-3-1	11-6-2	12-0-2						
at #10/10 Mississippi S	01/24/16	57-51	w	DNP	0-0-1	DNP	1-0-0	10-4-1	6-11-1	11-1-2						

Opponent	Date	Score	24		25		31		40		41		44	
			IMOVBIOH,S	MITCHELL,T	DOZIER,ASI	WHITE,JATA	COATES,ALA	FARMER,IND						
#6/10 OHIO STATE	11/13/15	88-80	w	8-10-0	15-3-3	4-0-1	4-3-2	17-13-0	DNP					
UNCG	11/15/15	92-44	w	14-11-0	10-2-5	3-2-6	5-3-1	12-7-0	0-1-0					
at Clemson	11/18/15	67-41	w	9-6-0	18-5-0	8-1-0	3-6-2	10-6-1	DNP					
at UCLA	11/22/15	68-65	w	0-4-0	17-5-2	0-0-0	2-2-0	12-12-0	DNP					
vs #16/18 Arizona State	11/27/15	60-58	w	1-8-0	6-1-1	2-1-0	0-2-0	6-7-1	DNP					
vs CSU Bakersfield	11/28/15	90-71	w	6-5-0	13-1-1	0-0-0	2-5-1	6-4-0	DNP					
at Hawaii	11/29/15	67-51	w	3-4-0	14-2-2	3-0-3	0-2-1	3-1-0	DNP					
#14/13 DUKE	12/06/15	66-55	w	0-0-0	12-4-2	0-2-3	0-5-1	16-7-0	DNP					
WINTHROP	12/13/15	86-37	w	7-4-1	12-5-3	9-2-3	4-9-1	29-16-0	0-1-0					
HAMPTON	12/16/15	86-48	w	19-7-0	17-6-2	6-2-5	8-7-0	22-12-2	DNP					
vs East Carolina	12/20/15	88-57	w	4-12-2	18-1-3	10-1-0	14-4-0	10-15-0	0-1-0					
ELON	12/22/15	78-63	w	2-3-0	18-4-2	7-1-3	2-2-0	16-8-0	DNP					
ARKANSAS	01/03/16	85-32	w	9-7-0	12-3-4	DNP	1-5-1	11-10-2	0-1-0					
at Vanderbilt	01/07/16	71-61	w	0-2-0	22-2-5	3-1-4	2-2-0	11-10-1	DNP					
#20/- MISSOURI	01/10/16	83-58	w	4-2-2	19-2-2	2-3-1	11-4-0	13-12-0	DNP					
at #9/9 Kentucky	01/14/16	73-62	w	0-5-0	16-2-2	0-1-0	0-5-0	9-11-1	DNP					
#15/11 TEXAS A&M	01/17/16	59-58	w	0-1-0	11-4-2	0-1-1	0-0-0	5-11-3	DNP					
at Auburn	01/21/16	74-58	w	2-2-0	13-1-5	1-2-3	9-2-0	17-10-2	DNP					
at #10/10 Mississippi S	01/24/16	57-51	w	0-7-0	21-2-2	2-1-1	0-0-0	6-11-1	DNP					





**2015-16 South Carolina Basketball**  
**#2/2 South Carolina Team Game-by-Game Comparison (as of Jan 24, 2016)**  
**All games**



Opponent	1st	2nd	Score	Mar	Total FG	FG Pct	3-Pointers	3FG Pct	Free Throws	FT Pct	Rebounds	Assist	T/Over	Block	Steal	Fouls	
#6/10 OHIO STATE	45/47	43/33	88-80	+8	31-69/26-80	.449/.325	3-11/10-23	.273/.435	23-35/18-20	.657/.900	51/42	+9	11/3	20/18	6/10	9/13	20/29
UNCG	53/25	39/19	92-44	+48	35-67/16-62	.522/.258	8-24/3-13	.333/.231	14-23/9-14	.609/.643	47/36	+11	25/4	10/21	10/2	15/6	15/21
Clemson	31/20	36/21	67-41	+26	23-63/14-43	.365/.326	7-25/3-7	.280/.429	14-28/10-14	.500/.714	41/36	+5	13/12	5/19	6/0	12/0	15/24
UCLA	32/31	36/34	68-65	+3	24-55/23-64	.436/.359	6-19/4-18	.316/.222	14-16/15-25	.875/.600	45/31	+14	12/10	2/19	4/3	6/13	19/21
#16/18 Arizona State	30/33	30/25	60-58	+2	24-58/21-61	.414/.344	1-11/8-20	.091/.400	11-16/8-14	.688/.571	42/39	+3	6/10	2/19	3/1	10/11	16/15
CSU Bakersfield	45/37	45/34	90-71	+19	35-64/25-58	.547/.431	3-12/8-18	.250/.444	17-31/13-15	.548/.867	39/30	+9	18/16	5/11	5/0	5/2	12/27
Hawaii	29/22	38/29	67-51	+16	25-55/19-50	.455/.380	4-14/5-18	.286/.278	13-19/8-18	.684/.444	30/33	(3)	12/11	14/20	5/3	9/3	22/20
#14/13 DUKE	30/26	36/29	66-55	+11	24-57/21-59	.421/.356	2-10/3-10	.200/.300	16-28/10-13	.571/.769	43/36	+7	13/9	14/15	5/6	8/8	16/21
WINTHROP	47/13	39/24	86-37	+49	34-62/16-64	.548/.250	9-24/1-9	.375/.111	9-12/4-15	.750/.267	48/32	+16	25/9	13/14	16/4	10/9	13/16
HAMPTON	30/18	56/30	86-48	+38	28-58/19-61	.483/.311	6-16/5-21	.375/.238	24-31/5-8	.774/.625	52/19	+33	17/12	17/9	2/6	3/10	13/25
East Carolina	44/26	44/31	88-57	+31	31-66/19-69	.470/.275	5-18/6-23	.278/.261	21-28/13-14	.750/.929	54/37	+17	13/7	11/13	4/3	7/3	14/26
ELON	35/31	43/32	78-63	+15	30-63/23-52	.476/.442	8-19/4-13	.421/.308	10-14/13-19	.714/.684	34/26	+8	14/14	14/17	6/1	6/7	17/17
ARKANSAS	44/18	41/14	85-32	+53	33-63/13-54	.524/.415	11-23/1-12	.478/.083	8-13/5-10	.615/.500	48/26	+22	18/9	15/18	2/1	11/5	11/17
Vanderbilt	31/31	40/30	71-61	+10	25-50/22-53	.500/.415	10-22/4-20	.455/.200	11-23/13-15	.478/.867	30/29	+1	15/12	11/13	0/1	7/5	18/19
#20- MISSOURI	35/17	48/41	83-58	+25	24-57/18-58	.421/.310	3-14/4-21	.214/.190	32-43/18-21	.744/.857	39/37	+2	10/11	13/20	7/2	14/6	22/34
#9/9 Kentucky	28/32	45/30	73-62	+11	26-63/24-64	.413/.375	6-17/3-9	.353/.333	15-25/11-18	.600/.611	44/43	+1	13/7	11/13	10/2	3/3	16/22
#15/11 TEXAS A&M	26/27	33/31	59-58	+1	23-54/25-68	.426/.368	2-12/3-7	.167/.429	11-19/5-8	.579/.625	33/43	(10)	12/12	16/15	9/7	12/10	14/21
Auburn	33/20	41/38	74-58	+16	27-52/19-55	.519/.345	7-19/9-27	.368/.333	13-20/11-14	.650/.786	34/30	+4	20/14	12/13	1/1	7/7	15/16
#10/10 Mississippi State	22/20	35/31	57-51	+6	19-44/16-59	.432/.271	4-13/3-13	.308/.231	15-23/16-17	.652/.941	40/31	+9	9/9	21/13	6/2	5/5	21/21

Note: Game totals are displayed in the format TEAM/OPPONENT for each category



**2015-16 South Carolina Basketball**  
**#2/2 South Carolina Combined Team Statistics (as of Jan 24, 2016)**  
**vs. Ranked Teams**



RECORD:	OVERALL	HOME	AWAY	NEUTRAL
ALL GAMES	7-0	4-0	2-0	1-0
CONFERENCE	4-0	2-0	2-0	0-0
NON-CONFERENCE	3-0	2-0	0-0	1-0

##	Player	gp-gs	min	avg	Total		3-Point		F-Throw		Rebounds				pf	dq	a	to	blk	stl	pts	avg		
					fg-fga	fg%	3fg-fga	3fg%	ft-fga	ft%	off	def	tot	avg										
22	WILSON, A'ja	7-7	204	29.1	54-104	.519	0-0	.000	27-39	.692	25	54	79	11.3	16	0	8	17	32	6	135	19.3		
25	MITCHELL, Tiffany	7-7	242	34.6	31-85	.365	7-34	.206	31-38	.816	6	12	18	2.6	18	0	14	27	2	14	100	14.3		
41	COATES, Alaina	7-6	194	27.7	26-39	.667	0-0	.000	20-35	.571	16	56	72	10.3	16	0	6	10	7	9	72	10.3		
05	SESSIONS, Khadijah	7-7	218	31.1	19-41	.463	2-9	.222	18-29	.621	6	12	18	2.6	20	1	11	11	0	16	58	8.3		
01	CUEVAS, Bianca	7-0	97	13.9	14-43	.326	1-7	.143	13-21	.619	1	8	9	1.3	7	0	8	10	0	8	42	6.0		
23	ROY, Tina	7-3	152	21.7	12-41	.293	11-32	.344	0-3	.000	1	11	12	1.7	6	0	15	11	1	2	35	5.0		
40	WHITE, Jatarie	7-0	84	12.0	4-14	.286	0-1	.000	7-9	.778	8	11	19	2.7	11	0	3	8	2	3	15	2.1		
04	CLINEY, Doniyah	3-0	28	9.3	2-7	.286	0-0	.000	2-5	.400	1	0	1	0.3	6	0	0	1	0	1	6	2.0		
24	IMOVBIQH, Sarah	7-1	77	11.0	6-12	.500	0-0	.000	1-6	.167	13	20	33	4.7	15	0	2	9	2	0	13	1.9		
31	DOZIER, Asia	7-4	85	12.1	3-13	.231	0-4	.000	4-4	1.000	2	7	9	1.3	5	0	7	9	0	2	10	1.4		
03	DUCKETT, Kaydra	1-0	3	3.0	0-1	.000	0-0	.000	0-0	.000	0	0	0	0.0	1	0	0	0	0	0	0	0.0		
00	COLLEY, Shay	2-0	16	8.0	0-2	.000	0-1	.000	0-0	.000	0	1	1	0.5	4	0	0	2	0	0	0	0.0		
Team											10	11	21											
Total.....		7	1400		171-402	.425	21-88	.239	123-189	.651	89	203	292	41.7	125	1	74	116	46	61	486	69.4		
Opponents.....		7	1400		151-449	.336	34-103	.330	86-111	.775	104	167	271	38.7	163	7	61	113	30	56	422	60.3		

TEAM STATISTICS	SC	OPP	Date	Opponent	Score	Att.
SCORING	486	422	11/13/15	#6/10 OHIO STATE	w 88-80	16815
Points per game	69.4	60.3	@ 11/27/15	vs #16/18 Arizona State	w 60-58	2020
Scoring margin	+9.1	-	12/06/15	#14/13 DUKE	w 66-55	16429
FIELD GOALS-ATT	171-402	151-449	* 01/10/16	#20/- MISSOURI	w 83-58	15934
Field goal pct	.425	.336	* 01/14/16	at #9/9 Kentucky	w 73-62	5527
3 POINT FG-ATT	21-88	34-103	* 01/17/16	#15/11 TEXAS A&M	w 59-58	15406
3-point FG pct	.239	.330	* 01/24/16	at #10/10 Mississippi State	w 57-51	10626
3-pt FG made per game	3.0	4.9	* = Conference game			
FREE THROWS-ATT	123-189	86-111	@ = Rainbow Wahine Showdown (Honolulu, Hawaii)			
Free throw pct	.651	.775	< = Carolinas Challenge (Myrtle Beach, S.C.)			
F-Throws made per game	17.6	12.3				
REBOUNDS	292	271				
Rebounds per game	41.7	38.7				
Rebounding margin	+3.0	-				
ASSISTS	74	61				
Assists per game	10.6	8.7				
TURNOVERS	116	113				
Turnovers per game	16.6	16.1				
Turnover margin	-0.4	-				
Assist/turnover ratio	0.6	0.5				
STEALS	61	56				
Steals per game	8.7	8.0				
BLOCKS	46	30				
Blocks per game	6.6	4.3				
ATTENDANCE	64584	18173				
Home games-Avg/Game	4-16146	2-8076				
Neutral site-Avg/Game	-	1-2020				

Score by Periods	1st	2nd	3rd	4th	Totals
#2/2 South Carolina	106	110	116	154	486
Opponents	103	99	96	124	422



**2015-16 South Carolina Basketball**  
**#2/2 South Carolina Combined Team Statistics (as of Jan 24, 2016)**  
**Conference games**



<b>RECORD:</b>	<b>OVERALL</b>	<b>HOME</b>	<b>AWAY</b>	<b>NEUTRAL</b>
ALL GAMES	7-0	3-0	4-0	0-0
CONFERENCE	7-0	3-0	4-0	0-0
NON-CONFERENCE	0-0	0-0	0-0	0-0

##	Player	gp-gs	min	avg	Total		3-Point		F-Throw		Rebounds			pf	dq	a	to	blk	stl	pts	avg			
					fg-fga	fg%	3fg-fga	3fg%	ft-fga	ft%	off	def	tot											
25	MITCHELL, Tiffany	7-7	223	31.9	36-87	.414	10-36	.278	32-41	.780	5	11	16	2.3	13	0	22	20	0	15	114	16.3		
22	WILSON, A'ja	7-7	189	27.0	40-78	.513	0-0	.000	18-32	.563	18	47	65	9.3	18	0	10	12	26	3	98	14.0		
41	COATES, Alaina	7-7	199	28.4	27-36	.750	0-0	.000	18-29	.621	15	60	75	10.7	17	0	10	9	4	7	72	10.3		
23	ROY, Tina	7-1	160	22.9	24-53	.453	23-46	.500	1-5	.200	1	9	10	1.4	3	0	15	9	0	3	72	10.3		
05	SESSIONS, Khadijah	7-7	196	28.0	19-32	.594	6-11	.545	13-18	.722	5	12	17	2.4	18	1	12	10	1	15	57	8.1		
01	CUEVAS, Bianca	7-0	112	16.0	11-38	.289	2-13	.154	8-12	.667	2	6	8	1.1	7	0	12	13	0	10	32	4.6		
40	WHITE, Jatarie	7-0	95	13.6	7-18	.389	0-2	.000	9-14	.643	8	10	18	2.6	10	0	1	6	2	2	23	3.3		
04	CLINEY, Doniyah	5-0	44	8.8	4-11	.364	1-2	.500	2-5	.400	1	2	3	0.6	10	0	3	2	0	1	11	2.2		
24	IMOVBIQH, Sarah	7-0	81	11.6	7-14	.500	0-0	.000	1-6	.167	12	14	26	3.7	14	0	2	9	2	1	15	2.1		
31	DOZIER, Asia	6-6	91	15.2	2-16	.125	1-10	.100	3-4	.750	2	7	9	1.5	5	0	10	7	0	1	8	1.3		
03	DUCKETT, Kaydra	1-0	7	7.0	0-0	.000	0-0	.000	0-0	.000	0	2	2	2.0	2	0	0	2	0	1	0	0.0		
44	FARMER, India	1-0	3	3.0	0-0	.000	0-0	.000	0-0	.000	0	1	1	1.0	0	0	0	0	0	0	0	0.0		
Team											8	10	18											
Total.....		7	1400		177-383	.462	43-120	.358	105-166	.633	77	191	268	38.3	117	1	97	99	35	59	502	71.7		
Opponents.....		7	1400		137-411	.333	27-109	.248	79-103	.767	87	152	239	34.1	150	6	74	105	16	41	380	54.3		

<b>TEAM STATISTICS</b>	<b>SC</b>	<b>OPP</b>	<b>Date</b>	<b>Opponent</b>	<b>Score</b>	<b>Att.</b>
SCORING	502	380	* 01/03/16	ARKANSAS	w 85-32	13407
Points per game	71.7	54.3	* 01/07/16	at Vanderbilt	w 71-61	2547
Scoring margin	+17.4	-	* 01/10/16	#20/- MISSOURI	w 83-58	15934
FIELD GOALS-ATT	177-383	137-411	* 01/14/16	at #9/9 Kentucky	w 73-62	5527
Field goal pct	.462	.333	* 01/17/16	#15/11 TEXAS A&M	w 59-58	15406
3 POINT FG-ATT	43-120	27-109	* 01/21/16	at Auburn	w 74-58	2419
3-point FG pct	.358	.248	* 01/24/16	at #10/10 Mississippi State	w 57-51	10626
3-pt FG made per game	6.1	3.9	* = Conference game			
FREE THROWS-ATT	105-166	79-103	@ = Rainbow Wahine Showdown (Honolulu, Hawaii)			
Free throw pct	.633	.767	< = Carolinas Challenge (Myrtle Beach, S.C.)			
F-Throws made per game	15.0	11.3				
REBOUNDS	268	239				
Rebounds per game	38.3	34.1				
Rebounding margin	+4.1	-				
ASSISTS	97	74				
Assists per game	13.9	10.6				
TURNOVERS	99	105				
Turnovers per game	14.1	15.0				
Turnover margin	+0.9	-				
Assist/turnover ratio	1.0	0.7				
STEALS	59	41				
Steals per game	8.4	5.9				
BLOCKS	35	16				
Blocks per game	5.0	2.3				
ATTENDANCE	44747	21119				
Home games-Avg/Game	3-14916	4-5280				
Neutral site-Avg/Game	-	0-0				

<b>Score by Periods</b>	<b>1st</b>	<b>2nd</b>	<b>3rd</b>	<b>4th</b>	<b>Totals</b>
#2/2 South Carolina	85	134	133	150	502
Opponents	80	85	94	121	380



**2015-16 South Carolina Basketball**  
**#2/2 South Carolina Combined Team Statistics (as of Jan 24, 2016)**  
**All games**



<b>RECORD:</b>	<b>OVERALL</b>	<b>HOME</b>	<b>AWAY</b>	<b>NEUTRAL</b>
ALL GAMES	19-0	9-0	7-0	3-0
CONFERENCE	7-0	3-0	4-0	0-0
NON-CONFERENCE	12-0	6-0	3-0	3-0

##	Player	gp-gs	min	avg	Total		3-Point		F-Throw		Rebounds			pf	dq	a	to	blk	stl	pts	avg	
					fg-fga	fg%	3fg-fga	3fg%	ft-fga	ft%	off	def	tot									
22	WILSON, A'ja	17-17	443	26.1	112-210	.533	0-0	.000	48-76	.632	49	108	157	9.2	41	1	23	29	56	11	272	16.0
25	MITCHELL, Tiffany	19-19	578	30.4	89-216	.412	32-95	.337	74-92	.804	21	34	55	2.9	33	0	48	51	3	33	284	14.9
41	COATES, Alaina	19-18	485	25.5	93-134	.694	0-0	.000	45-79	.570	53	130	183	9.6	45	0	14	29	29	18	231	12.2
01	CUEVAS, Bianca	19-0	326	17.2	47-127	.370	8-42	.190	35-49	.714	4	28	32	1.7	20	0	31	33	0	25	137	7.2
23	ROY, Tina	19-10	387	20.4	43-119	.361	41-102	.402	1-5	.200	3	26	29	1.5	9	0	44	18	1	6	128	6.7
05	SESSIONS, Khadijah	19-19	484	25.5	41-79	.519	9-24	.375	30-45	.667	14	36	50	2.6	46	1	46	28	1	38	121	6.4
24	IMOVBIQH, Sarah	19-3	272	14.3	34-56	.607	0-0	.000	20-43	.465	46	54	100	5.3	29	0	5	16	3	7	88	4.6
40	WHITE, Jatarie	19-0	281	14.8	23-65	.354	0-3	.000	21-33	.636	20	48	68	3.6	36	0	10	14	10	4	67	3.5
31	DOZIER, Asia	18-9	287	15.9	20-59	.339	10-37	.270	10-12	.833	4	17	21	1.2	12	0	34	19	0	6	60	3.3
00	COLLEY, Shay	11-0	142	12.9	11-31	.355	3-12	.250	5-8	.625	8	12	20	1.8	18	0	13	16	1	7	30	2.7
04	CLINEY, Donyah	5-0	44	8.8	4-11	.364	1-2	.500	2-5	.400	1	2	3	0.6	10	0	3	2	0	1	11	2.2
03	DUCKETT, Kaydra	8-0	55	6.9	4-9	.444	1-3	.333	0-0	.000	1	7	8	1.0	8	0	5	4	1	3	9	1.1
44	FARMER, India	4-0	16	4.0	0-4	.000	0-3	.000	0-0	.000	1	3	4	1.0	2	0	0	0	2	0	0	0.0
Team											29	35	64				5					
Total.....		19	3800		521-1120	.465	105-323	.325	291-447	.651	254	540	794	41.8	309	2	276	264	107	159	1438	75.7
Opponents.....		19	3800		379-1134	.334	87-302	.288	205-292	.702	238	398	636	33.5	412	14	191	290	55	126	1050	55.3

<b>TEAM STATISTICS</b>	<b>SC</b>	<b>OPP</b>	<b>Date</b>	<b>Opponent</b>	<b>Score</b>	<b>Att.</b>
SCORING	1438	1050	11/13/15	#6/10 OHIO STATE	w 88-80	16815
Points per game	75.7	55.3	11/15/15	UNCG	w 92-44	13607
Scoring margin	+20.4	-	11/18/15	at Clemson	w 67-41	1030
FIELD GOALS-ATT	521-1120	379-1134	11/22/15	at UCLA	w 68-65	2018
Field goal pct	.465	.334	@ 11/27/15	vs #16/18 Arizona State	w 60-58	2020
3 POINT FG-ATT	105-323	87-302	@ 11/28/15	vs CSU Bakersfield	w 90-71	2152
3-point FG pct	.325	.288	@ 11/29/15	at Hawaii	w 67-51	2073
3-pt FG made per game	5.5	4.6	12/06/15	#14/13 DUKE	w 66-55	16429
FREE THROWS-ATT	291-447	205-292	12/13/15	WINTHROP	w 86-37	13409
Free throw pct	.651	.702	12/16/15	HAMPTON	w 86-48	12117
F-Throws made per game	15.3	10.8	< 12/20/15	vs East Carolina	w 88-57	0
REBOUNDS	794	636	12/22/15	ELON	w 78-63	13670
Rebounds per game	41.8	33.5	* 01/03/16	ARKANSAS	w 85-32	13407
Rebounding margin	+8.3	-	* 01/07/16	at Vanderbilt	w 71-61	2547
ASSISTS	276	191	* 01/10/16	#20/- MISSOURI	w 83-58	15934
Assists per game	14.5	10.1	* 01/14/16	at #9/9 Kentucky	w 73-62	5527
TURNOVERS	264	290	* 01/17/16	#15/11 TEXAS A&M	w 59-58	15406
Turnovers per game	13.9	15.3	* 01/21/16	at Auburn	w 74-58	2419
Turnover margin	+1.4	-	* 01/24/16	at #10/10 Mississippi State	w 57-51	10626
Assist/turnover ratio	1.0	0.7				
STEALS	159	126				
Steals per game	8.4	6.6				
BLOCKS	107	55				
Blocks per game	5.6	2.9				
ATTENDANCE	130794	30412				
Home games-Avg/Game	9-14533	7-3749				
Neutral site-Avg/Game	-	3-1391				

\* = Conference game  
 @ = Rainbow Wahine Showdown (Honolulu, Hawaii)  
 < = Carolinas Challenge (Myrtle Beach, S.C.)

<b>Score by Periods</b>	<b>1st</b>	<b>2nd</b>	<b>3rd</b>	<b>4th</b>	<b>Totals</b>
#2/2 South Carolina	322	348	386	382	1438
Opponents	255	239	273	283	1050