

# SOUTH CAROLINA

## 2016-17 Women's Basketball



Assoc. Media Relations Director: Diana Koval | Office: 803.777.7977 | Cell: 314.369.6050 | Email: dkoyal@mailbox.sc.edu | Twitter: @DianaKovalSID  
 Website: www.GamecocksOnline.com | Twitter: @GamecockWBB | Instagram: @GamecockWBB | Facebook: @GamecockWBB | Snapchat: @GamecockWBB

### Game 29 – SEC Tournament

**March 3, 2017 • Noon • Greenville, S.C. • Bon Secours Wellness Arena**

## South Carolina Gamecocks

24-4, 14-2 SEC

**Ranking:** 5/5 (AP/Coaches)  
**Head Coach:** Dawn Staley  
**Record at South Carolina:** 212-80 (9th)  
**Career Record:** 384-160 (17th)  
**Top Scorer:** A'ja Wilson (17.4)  
**Top Rebounder:** Alaina Coates (11.1)



VS



## Georgia Lady Bulldogs

15-14, 7-9 SEC

**Head Coach:** Joni Taylor (36-24 at GA)  
**Top Pts:** Roberts (14.5)/**Rebs:** Roberts (6.9)

## Auburn Tigers

17-13, 7-9 SEC

**Coach:** Terri Williams-Flournoy (88-74 at AU)  
**Top Pts:** Frerking (16.0)/**Rebs:** Frerking (6.4)

### Schedule/Results

Nov. 14	at #7/6 Ohio St. (BTN+)	W, 92-80
<i>Basketball Hall of Fame Women's Challenge</i>		
Nov. 20	Hampton (SECN+)	W, 92-38
Nov. 21	Maine (SECN+)	W, 79-42
Nov. 22	Saint Peter's (SECN+)	W, 93-38
Nov. 27	vs. #4/4 Louisville (ESPN2)	W, 83-59
<i>SEC/Big 12 Challenge</i>		
Dec. 1	at #14/15 Texas (ESPN2)	W, 76-67
Dec. 4	at Duke	L, 63-74
Dec. 11	Minnesota (SECN)	W, 98-58
Dec. 15	Clemson (SECN)	W, 83-61
Dec. 18	#9/9 UCLA (ESPN2)	W, 66-57
Dec. 21	at Savannah State	W, 70-30
Jan. 1	Alabama* (ESPN2)	W, 93-45
Jan. 5	at Auburn* (SECN+)	W, 73-47
Jan. 8	at Florida* (ESPNU)	W, 81-62
Jan. 12	Georgia* (SECN)	W, 66-63
Jan. 15	at LSU* (SECN+)	W, 84-61
Jan. 19	Ole Miss* (SECN)	W, 65-46
Jan. 23	#4/4 Mississippi St.* (ESPN2)	W, 64-61
Jan. 26	at Georgia* (SECN)	W, 62-44
Jan. 30	Tennessee* (ESPN2)	L, 74-76
Feb. 2	at #25/-Kentucky* (SECN)	W, 75-63
Feb. 5	at Arkansas* (ESPN2)	W, 79-49
Feb. 9	Auburn* (SECN+)	W, 60-41
Feb. 13	at #1/1 UConn (ESPN2)	L, 55-66
Feb. 16	Vanderbilt* (SECN)	W, 82-51
Feb. 19	at Missouri* (ESPN2)	L, 60-62
Feb. 23	at Texas A&M* (SECN)	W, 80-64
Feb. 26	#22/-Kentucky* (ESPNU)	W, 95-87
<i>SEC Tournament (Greenville, S.C.)</i>		
Mar. 3	Georgia/Auburn (SECN)	Noon
Mar. 4	Semifinals (ESPNU)	TBA
Mar. 5	Final (ESPN2)	TBA

All Times Listed as Eastern and are subject to change  
 \* indicates SEC Game

### Game Information

**Single-Session Tickets:** \$8-20  
**Live Stats:** SECsports.com

**Watch On:** SEC Network (Courtney Lyle, play-by-play; Tamika Catchings, analyst; Steffi Sorensen, sideline)  
**Radio:** 107.5 The Game (Brad Muller)

### Series History

**South Carolina Record vs. Georgia**..... 13-33  
**At Neutral Site**..... 3-4  
**In Columbia**..... 6-14  
**In Athens**..... 4-15  
**Staley Era**..... 9-6  
**First Meeting**..... GA, 62-60, 2/13/76  
**Current Streak**..... Won 6

**South Carolina Record vs. Auburn**..... 22-21  
**At Neutral Site**..... 2-2  
**In Columbia**..... 12-7  
**In Auburn**..... 8-12  
**Staley Era**..... 10-3  
**First Meeting**..... SC, 77-50, 12/29/94  
**Current Streak**..... Won 7












### South Carolina Notables

- South Carolina enters the SEC Tournament as the No. 1 seed for the fourth-straight season and the two-time reigning tournament champion. The Gamecocks were a semifinalist in 2014.
- The Gamecocks are 11-6 in SEC Tournament action in the Dawn Staley era (2009-present) and just two current Gamecocks have ever experienced a loss at the event – seniors Alaina Coates and Tiffany Davis. South Carolina has not won an SEC Tournament game in Greenville, S.C., before, falling in the opening round when the city last hosted the event in 2005.
- The SEC coaches continued to recognize the Gamecocks' frontcourt of Alaina Coates and A'ja Wilson among the best in the league, bestowing All-SEC First Team and All-Defensive Team honors on both. The group also named Wilson the league player of the year and guard Tyasha Harris to the All-Freshman team.
- South Carolina sprinted to the finish line of the SEC regular season, shaking off a narrow loss at Missouri that seemed to derail its goal of a fourth-straight title. Bouncing back as they had all season after a loss, the Gamecocks won their next two games by an average of 12.0 points, shooting a sterling 55.6 percent from the field. Averaging 87.5 points per game in those wins, six Gamecocks averaged in double figures and South Carolina assisted on 52.3 percent of its made field goals in the outings.
- Two-time SEC Player of the Year and national player of the year candidate A'ja Wilson has shined brightest down the stretch for South Carolina. With a career-best 10 20-point games this season, she has reached the plateau in each of the last three outings, shooting 70.0 percent from the field, while also lifting her rebounding numbers to 11.3 per game over the last three outings, which include two of her eight double-doubles on the season.
- Senior center Alaina Coates became the first Gamecock to capture All-SEC honors every year of her career. She is the second-leading rebounder in program history and ranks second in career double-doubles as well. This season she averages a double-double overall, in SEC play and against ranked opponents.
- Junior guard Allisha Gray has made a huge impact on the Gamecocks' success this season with her willingness and ability to fill in at any role – battling for tough rebounds, finding open teammates, hitting timely shots and locking down defensively. In SEC action, she leads the team in steals (1.5 spg), is second on the team in scoring (13.0 ppg) and assists (2.5 apg) and ranks third in rebounds (4.7 rpg).

### Season Theme - 100

South Carolina head coach Dawn Staley selects a theme for the team and its fans to rally around each season. The "100" this season plays off the meaning of being 100 in terms of commitment to the team and realizing its goals, but each numeral in 100 also represents an evolving principle of the team and season. The "1" reflects one goal, one dream, one team, one family and one focus. The first "0" stands for no boundaries and no complaints. The second "0" represents zero excuses, zero selfishness and zero tolerance.

# 2016-17 South Carolina Media Roster

<b>0</b>		<p><b>Victoria Patrick</b> 5-8 • Fr. • Guard • Orlando, Fla.</p> <p>PPG <b>1.4</b> RPG <b>0.5</b> APG <b>0.2</b> FG% <b>.286</b> FT% <b>.333</b></p>	<p><b>LAST GAME:</b> 2 mins at Texas A&amp;M <b>NOTABLE:</b> Solid shooting guard ... averages 6.3 minutes in 19 games played ... No. 25 guard in Class of 2016 ... helped Edgewater HS to state championship in 2014 ... led team with 15.4 ppg as a senior.</p>	<p><b>Career Highs</b> <b>Pts:</b> 4, 2x, at Sav. St., 12/21/16 <b>Reb:</b> 2, 4x, vs. Vandy, 2/16/17 <b>Ast:</b> 2 at Savannah St., 12/21/16 <b>Stl:</b> 2 vs. Saint Peter's, 11/22/16</p>
<b>1</b>		<p><b>Bianca Cuevas-Moore</b> 5-6 • Jr. • Guard • Bronx, N.Y. <i>kwub-VAHS</i></p> <p>PPG <b>8.5</b> RPG <b>1.9</b> APG <b>1.8</b> FG% <b>.389</b> FT% <b>.766</b></p>	<p><b>LAST GM:</b> 4 pts, 1 reb vs. Kentucky <b>NOTABLE:</b> Speedy, crafty guard ... offensive spark off bench ... in SEC play, 9.5 ppg, .415 FG%, .413 3FG% ... hit game-tying 3 with 15 secs to play vs. Tennessee.</p>	<p><b>Career Highs</b> <b>Pts:</b> 25 vs. Georgia, 1/12/17 <b>Reb:</b> 6, 2x, at Georgia, 1/26/17 <b>Ast:</b> 7 at Auburn, 1/5/17 <b>Stl:</b> 6 at Texas A&amp;M, 2/23/17</p>
<b>3</b>		<p><b>Kaela Davis</b> 6-2 • Jr. • Guard • Suwanee, Ga. <i>KAY-luh</i></p> <p>PPG <b>11.8</b> RPG <b>3.8</b> APG <b>2.3</b> FG% <b>.349</b> FT% <b>.784</b></p>	<p><b>LAST GM:</b> 20 pts, 3 assts, 8-11 FG vs. UK <b>NOTABLE:</b> Tall, athletic, versatile ... 29th SEC in ppg, 9th 3s/gm (1.6) ... 17 games of ≥10 pts, 12 games of ≥3 assts, 8 games of ≥5 rebounds ... CoSIDA Academic All-District ... 2x All-ACC at Ga. Tech.</p>	<p><b>Career Highs</b> <b>Pts:</b> 37 at Ohio State, 11/14/16 <b>Reb:</b> 11 at Texas A&amp;M, 2/23/17 <b>Ast:</b> 5, 2x, vs. Auburn, 2/9/17 <b>Stl:</b> 3, 3x, at Kentucky, 2/2/17</p>
<b>4</b>		<p><b>Doniyah Cliney</b> 6-0 • So. • Guard • Newark, N.J. <i>dawn-YAY CLY-nee</i></p> <p>PPG <b>2.4</b> RPG <b>2.9</b> APG <b>1.1</b> FG% <b>.368</b> FT% <b>.543</b></p>	<p><b>LAST GM:</b> 1 reb, 9 mins vs. Kentucky <b>NOTABLE:</b> Athletic guard with good size ... showed great development in non-conference play, especially on defense ... ≥5 rebs in 7 games, ≥20 minutes played in 12 games.</p>	<p><b>Career Highs</b> <b>Pts:</b> 10 vs. Florida, 2/11/16 <b>Reb:</b> 9 vs. Clemson, 12/15/16 <b>Ast:</b> 6, 2x, at Kentucky, 2/2/17 <b>Stl:</b> 3, 3x, at Arkansas, 2/5/17</p>
<b>10</b>		<p><b>Alisha Gray</b> 6-0 • Jr. • Guard • Sandersville, Ga. <i>uh-LEE-shub</i></p> <p>PPG <b>13.0</b> RPG <b>4.4</b> APG <b>2.8</b> FG% <b>.500</b> FT% <b>.713</b></p>	<p><b>LAST GM:</b> 17 pts, 3 rebs vs. Kentucky <b>NOTABLE:</b> Steady contributor in every area ... scored ≥10 pts 22 times, ≥4 assts 9 times, ≥5 rebs 12 times ... 22nd in SEC in scoring ... 14.0 ppg over last 3 games ... Staley Award Midseason Watch List.</p>	<p><b>Career Highs</b> <b>Pts:</b> 24 at Ohio State, 11/14/16 <b>Reb:</b> 8, 2x, vs. Tenn., 1/30/17 <b>Ast:</b> 7 vs. Minnesota, 12/11/16 <b>Stl:</b> 5 at Savannah St., 12/21/16</p>
<b>12</b>		<p><b>Araion Bradshaw</b> 5-6 • Fr. • Guard • Boston, Mass. <i>R-ee-on</i></p> <p>PPG <b>1.1</b> RPG <b>0.7</b> APG <b>.263</b> FG% <b>.750</b> FT% <b>.750</b></p>	<p><b>LAST GAME:</b> 2 pts, 1 reb at Texas A&amp;M <b>NOTABLE:</b> Scrappy guard ... has played in 19 games, including ≥10 mins 5 times ... great spark off bench at Georgia ... rated No. 10 guard in 2016 class ... helped HS to back-to-back appearances in state finals.</p>	<p><b>Career Highs</b> <b>Pts:</b> 3, 4x, at Georgia, 1/26/17 <b>Reb:</b> 3, 2x, at Arkansas, 2/5/17 <b>Ast:</b> 2, 2x, vs. Alabama, 1/1/17 <b>Stl:</b> 2 vs. Hampton, 11/20/16</p>
<b>15</b>		<p><b>Tiffany Davis</b> 5-7 • Sr. • Guard • Houston, Texas</p> <p>PPG <b>0.9</b> RPG <b>0.9</b> APG <b>0.2</b> FG% <b>.222</b> FT% <b>.600</b></p>	<p><b>LAST GAME:</b> 3 pts, 1 ast vs. Kentucky <b>NOTABLE:</b> Team captain ... has played just two full seasons due to injuries ... this season, played in 14 of the 18 games she was available ... averaging 6.6 minutes ... drew start on Senior Day vs. Kentucky.</p>	<p><b>Career Highs</b> <b>Pts:</b> 11 vs. Ole Miss, 1/30/14 <b>Reb:</b> 6 at Arkansas, 1/2/14 <b>Ast:</b> 3, 4x, vs. SC St., 12/22/13 <b>Stl:</b> 5 vs. Elon, 11/9/12</p>
<b>21</b>		<p><b>Mikiah Herbert Harrigan</b> 6-2 • Fr. • For. • Pembroke Pines, Fla. <i>muh-KEE-uh</i></p> <p>PPG <b>4.4</b> RPG <b>3.3</b> BPG <b>1.1</b> FG% <b>.427</b> FT% <b>.657</b></p>	<p><b>LAST GAME:</b> 3 rebs, 1 blk vs. Kentucky <b>NOTABLE:</b> Versatile forward with skill on both ends of court ... 11th in SEC in blocks per game ... ≥10 pts 4 times, ≥5 rebs 8 times, ≥3 blks 3 times ... last 5 games – 6.0 ppg, 52.2 FG% ... FBCA 8A Player of the Year.</p>	<p><b>Career Highs</b> <b>Pts:</b> 13, 2x, at TX A&amp;M, 2/23/17 <b>Reb:</b> 8 vs. Maine, 11/21/16 <b>Blk:</b> 4 vs. Alabama, 1/1/17 <b>Stl:</b> 2 vs. Saint Peter's, 11/22/16</p>
<b>22</b>		<p><b>A'ja Wilson</b> 6-5 • Jr. • Forward • Hopkins, S.C. <i>A-zhub</i></p> <p>PPG <b>17.4</b> RPG <b>7.6</b> BPG <b>2.2</b> FG% <b>.591</b> FT% <b>.715</b></p>	<p><b>LAST GM:</b> 25 pts, 10 rebs, 3 assts, 2 blks vs. UK <b>NOTABLE:</b> Team captain ... 3rd in SEC in ppg and blks/gm, 4th in FG%, 9th in rpg ... career-high 10 20-point games, 8 double-doubles ... team's top scorer team-high 17 times ... rated #1 in nation by espnW.</p>	<p><b>Career Highs</b> <b>Pts:</b> 31 at Texas, 12/2/16 <b>Reb:</b> 19 at Kentucky, 3/1/15 <b>Blk:</b> 8, 2x, vs. TAMU, 1/17/16 <b>Stl:</b> 5 vs. Vanderbilt, 2/16/17</p>
<b>41</b>		<p><b>Alaina Coates</b> 6-4 • Sr. • Center • Irmo, S.C. <i>uh-LAY-nub COATS</i></p> <p>PPG <b>13.4</b> RPG <b>11.1</b> BPG <b>1.4</b> FG% <b>.670</b> FT% <b>.653</b></p>	<p><b>LAST GM:</b> 13 pts, 9 rebs, 2 stls vs. Kentucky <b>NOTABLE:</b> Dominant inside ... great hustle ... good passer ... team captain ... nationally, 3rd in FG %age, 7th in rpg, 11th in dbl-dbls (15) ... leads SEC in rpg overall and in league play (11.1) ... rated #9 in nation by espnW.</p>	<p><b>Career Highs</b> <b>Pts:</b> 29 vs. Winthrop, 12/13/15 <b>Reb:</b> 19 at Arkansas, 2/5/17 <b>Blk:</b> 10 vs. Winthrop, 12/13/15 <b>Ast:</b> 6 at Texas A&amp;M, 1/31/16</p>
<b>52</b>		<p><b>Tyasha Harris</b> 5-10 • Fr. • Guard • Noblesville, Ind. <i>ty-A-shub</i></p> <p>PPG <b>5.4</b> RPG <b>1.6</b> APG <b>3.1</b> FG% <b>.404</b> FT% <b>.688</b></p>	<p><b>LAST GM:</b> 13 pts, 8 assts vs. Kentucky <b>NOTABLE:</b> Poised, quick, decisive PG, good defender ... ≥10 pts 4 times, ≥5 assts 8 times ... 9th in SEC with 3.8 assts per league game, 4th in A:TO (2.4), best among SEC freshmen ... won gold at FIBA U18 Americas.</p>	<p><b>Career Highs</b> <b>Pts:</b> 13 vs. Kentucky, 2/26/17 <b>Reb:</b> 5 at Savannah St., 12/21/16 <b>Ast:</b> 8 vs. Kentucky, 2/26/17 <b>Stl:</b> 4 vs. Georgia, 1/12/17</p>

**Starter** **Reserve**

Based on most recent game

## Five Second Count

South Carolina is one of three programs in the nation to appear in every AP top 10 since the start of the 2014-15 season. The Gamecocks have played in four of the last five NCAA Sweet 16s, including the 2015 Final Four. In the SEC, South Carolina is now just the second program in league history to win four-straight, regular-season championships and has claimed the last two SEC Tournaments. For her leadership, head coach Dawn Staley is the only coach in SEC history to earn three-straight league Coach of the Year honors from her peers.

## Quick Facts

### The University

**Location:** Columbia, S.C.  
**Founded:** 1801  
**Enrollment:** 33,724  
**Colors:** Garnet (PMS 202C) and Black  
**Nickname:** Gamecocks  
**Conference:** Southeastern  
**President:** Dr. Harris Pastides  
**Athletics Director:** Ray Tanner  
**Facility:** Colonial Life Arena (18,000)

### Coaching Staff

**Head Coach:** Dawn Staley  
**Alma Mater:** Virginia, 1992  
**Overall Record:** 384-160 (17th season)  
**School Record:** 212-80 (9th season)  
**Assoc. Head Coach (Alma Mater):**  
 Lisa Boyer (Ithaca, 1979)  
**Assistant Coaches (Alma Mater):**  
 Nikki McCray-Penson (Tennessee, 1995)  
 Fred Chmiel (Excelsior, 2001)

### Team Information

**2015-16 Record:** 33-2  
 Home: 16-1 Away: 11-0 Neutral: 6-1  
**SEC Record (Finish):** 16-0 (1st)  
 Home: 8-0 Away: 8-0  
**Letterwinners Returning/Lost:** 5/7  
**Starters Returning/Lost:** 2/3

### Program History

**First Year of Women's Basketball:** 1974-75  
**All-Time Record:** 792-509 (43rd season)  
**All-Time SEC Record:** 161-202 (26th season)  
**NCAA Appearances (Last):** 13 (2016)  
**NCAA Tournament Record:** 19-13  
**2016 NCAA Result:** Sweet 16, L 72-80, Syracuse, Sioux Falls, S.C.  
**WNIT Appearances (Last):** 4 (2011)  
**WNIT Record:** 3-4

### Media Relations

**Women's Basketball Contact:** Diana Koval  
**Office:** 803.777.7977  
**Cell:** 314.369.6050  
**Email:** dkoval@mailbox.sc.edu  
**Press Row Phone:** 803.777.6182  
**Athletics Department on the Web**  
**Website:** GamecocksOnline.com  
**Twitter:** @GamecocksOnline  
**Instagram:** @GamecocksOnline  
**Facebook:** Facebook.com/GamecocksOnline  
**YouTube:** YouTube.com/GamecocksOnline  
**Women's Basketball on Twitter**  
**Team:** @GamecockWBB  
**Head Coach:** @DawnStaley  
**Women's Basketball on Instagram and Snapchat**  
**Team:** GamecockWBB

## By the Numbers

- 2 SEC programs that have won four straight regular-season titles – South Carolina, Tennessee
- 4 Consecutive SEC Player of the Year honors picked up by a Gamecock after A'ja Wilson collected the award for the second-straight season this week
- 4.3 Assists per game by Tyasha Harris over the last three games with a 3.3 assist-to-turnover ratio during the stretch
- 5 SEC regular-season games the Gamecocks have lost in the last four seasons combined
- 6 Players on nationally ranked teams who average a double-double this season, including Alaina Coates (13.4 ppg/11.1 rpg)
- 10 20-point scoring games for A'ja Wilson this season, her career high, including the last three
- 11.0 Points per game by Kaela Davis over the last three games
- 11.3 Rebounds per game by junior A'ja Wilson over the last three games
- 15 Of her career 57 double-doubles that have come against ranked opponents, including five in eight games this season
- 51.2 Percent field goal shooting by the Gamecocks over the last three games
- 60.2 Percent of the all-time SEC wins by South Carolina (161) that have come in the nine seasons of the Dawn Staley era (97)

## Georgia Series Notes

Georgia leads the series 33-13, but the Gamecocks have won the last six meetings and seven of the last eight border battles. In the Dawn Staley era (beginning 2008-09), South Carolina leads the series 9-6 in what have been low-scoring affairs for both teams. Over the 15 games in the Staley era, which feature 12 outings in which at least one team was nationally ranked, neither team has scored more than 69 points in a game and four times neither has reached 60 points. During the current segment of the series, the Gamecocks average 55.7 points to the Lady Bulldogs' 53.7 points.

In the defensive series, the Gamecocks' 66-63 win on Jan. 12, at Colonial Life Arena produced the highest combined score since the inaugural matchup of the Dawn Staley era resulted in a 69-63 Lady Bulldog victory (Jan. 11, 2009). The return game this season saw Georgia-product Allisha Gray power home a 62-44 South Carolina victory (Jan. 26) with 11 fourth-quarter points on 5-of-5 shooting, allowing the Gamecocks to shed the pesky Lady Bulldogs, who trailed by 36-30 heading into the final period.

## Auburn Series Notes

The Gamecocks took the series lead with a pair of wins over the Tigers this season, stretching their win streak over Auburn to seven games. South Carolina is 10-3 against the Tigers in the Dawn Staley era. Seven of the last 13 meetings have been decided by single digits, but this season's wins came by an average of 22.5 points.

The Gamecocks claimed each game of this season's series in different ways. In the opening matchup at Auburn, Kaela Davis' long-range shooting made the Tigers pay for focusing on locking down South Carolina's frontcourt. The Gamecocks' defense imposed its will early, leading 29-6 by the end of the first period en route to the 73-47 victory (Jan. 5). In the return game at Colonial Life Arena, defense again drove play early and Alaina Coates scored six of South Carolina's first 14 points. The Tigers managed just

## Current Streaks

	Total	Home	Road	Neut.
Overall	W2	W3	W1	W1
SEC	W2	W3	W1	—
Non-Conference	L1	W8	L1	W1
Ranked Teams	W1	W4	L1	W1

single-digit points in each of the first three quarters, and the Gamecock offense methodically stretched the lead from five points in the first quarter to 13 by halftime to 24 through three quarters, out-scoring Auburn 34-6 in the paint to close out the 60-41 win (Feb. 9).

## Senior Moments

The Gamecocks' 2017 Senior Class has won more SEC regular-season games than any four-year class before them, logging 59 league wins while collecting their fourth-straight SEC title. With an overall four-year record of 120-14, the class of Alaina Coates and Tiffany Davis are just off the record of 121 set by 2016's seniors.

## Trust the Process

While South Carolina entered the season with lofty expectations based on its roster, head coach Dawn Staley knew that it would take time for her team to learn to play its best together. Through all the ups and downs, she encouraged them to trust the process of establishing their strengths and how they best suit the team.

The Gamecocks seem to be rounding into form just in time for postseason action, both individually and as a unit. The team's field goal percentage jumped from .466 in 2016 to .476 in SEC play and has skyrocketed of the last three games to 51.2 percent.

Individually, junior forward A'ja Wilson lifted her scoring average from 16.4 points in 2016 to 18.2 in SEC action. In the last three games, she has poured in 23.0 points per game on 70.0 percent shooting. Similarly, freshman Tyasha Harris has come into her own in 2017, averaging 4.6 points, 2.2 assists and 20.1 minutes in 2016, she turned in 5.9 points, 3.8 assists and 28.3 minutes per SEC contest. In the last two games, her numbers grew to 10.0 points, 6.0 assists and 29.0 minutes per outing. Other Gamecock lifting their games down the stretch include Allisha Gray averaging 14.5 points and Kaela Davis at 13.5 ppg on 50.0 percent shooting and 6.0 rebounds per game over the last two outings.

## South Carolina Tale of the Tape

Overall Rank	SEC Rank	SEC Only	SEC Rank
24-4	.....	Overall Record.....	14-2 ..... 1st
13-1	.....	Home Record.....	7-1 ..... 1st
10-3	.....	Away Record.....	7-1 ..... 1st
1-0	.....	Neutral Record.....	.....
76.5	..... 1st	Points Per Game.....	74.6..... 1st
56.9	..... 2nd	Opp. Points Per Game.....	57.6..... 2nd
.468	..... 1st	Field Goal %age.....	.476..... 1st
.355	..... 1st	Opp. Field Goal %age.....	.368..... 1st
.323	..... 7th	3-Pt. Field Goal %age.....	.327..... 6th
5.2	..... 8th	3-Pt. FGs/Game.....	5.0..... 8th
.277	..... 2nd	Opp. 3-Pt. Field Goal %age.....	.300..... 5th
.696	..... 8th	Free Throw %age.....	.712..... 6th
15.9	.....	FTs Made Per Game.....	15.4.....
40.4	..... 4th	Rebounds Per Game.....	37.3..... 5th
+7.6	..... 1st	Rebounding Margin.....	+4.9..... 1st
15.3	..... 2nd	Assists Per Game.....	14.4..... 4th
+2.6	..... 6th	Turnover Margin.....	+2.8..... 5th
8.9	..... 6th	Steals Per Game.....	8.9..... 3rd
5.7	..... 1st	Blocks Per Game.....	5.3..... 1st

## Ranked Readings

Under head coach Dawn Staley, South Carolina is 45-45 against nationally ranked opponents, including an 18-17 mark at Colonial Life Arena. That overall record is skewed by the early seasons of her tenure as the Gamecocks are 30-6 versus ranked foes since the start of the 2014-15 campaign. South Carolina is 13-4 against top-10 opponents during that time.

Staley's Gamecocks are 16-14 against ranked opponents on their home courts after winning seven the last eight road games against ranked foes and 12 of the last 17 such contests dating back to the start of 2013-14.

This season, the Gamecocks' 7-1 record against ranked foes, includes just three home games and a neutral-site win over then-No. 4/4 Louisville (83-89, Nov. 27).

## Neutral Stance

The Gamecocks are 111-83 all-time on a neutral court, including a 47-43 mark in postseason contests. South Carolina head coach Dawn Staley is 33-17 in games played at neutral sites, including a 17-12 slate in the postseason.

## Holding Home Court

The Gamecocks are 420-155 all-time on their home court, including a 178-60 mark in Colonial Life Arena. South Carolina is 113-27 at home during the Dawn Staley era and has lost just twice in its last 65 home games, including undefeated home seasons in 2013-14 and 2014-15. The Gamecocks have won 33 of their last 34 SEC regular-season home games dating back to the 2012-13 season.

## Road Ready

The Gamecocks are 238-248 all-time in true road games, including a 66-37 (.641) mark under head coach

Dawn Staley. In SEC action, Staley is 44-26 (.629) on the road in her ninth season at South Carolina.

## SEC Stories

Head coach Dawn Staley has steadily lifted the Gamecocks' national profile by building the Gamecocks into a consistent SEC contender with four straight regular-season titles, shirking decades of difficulty in the nation's best women's basketball conference.

In her ninth season at the helm, Staley boasts a 97-45 (.683) SEC regular-season record and has finished outside the league's top five just twice – an unprecedented achievement for a program that had finished INSIDE the top five only two times in the previous 17 seasons. Staley's 97 wins include six seasons of double-digit league victories – 10 in 2012; 11 in 2013; an SEC-best 14 in 2014, 15 in 2015 and 16 in 2016; and 14 in 2017 – and account for 60.2 percent of the program's all-time 161 league wins.

Staley's SEC regular-season record includes a 53-19 (.736) mark at home and a 44-26 (.629) slate on the road.

## Fourth Follow-Up

South Carolina delivered on the preseason predictions of SEC coaches and media to win its fourth-straight SEC regular-season championship. The Gamecocks join Tennessee as the only programs to collect the title in four consecutive seasons. The Lady Vols went on to win a league-record seven consecutive titles (1998-2004).

## Rankings Review

Ranked fifth in this week's AP Poll, the Gamecocks are in the midst of the nation's third-longest active top-10 ranking streak (68), trailing just UConn (231) and Notre Dame (124) and well ahead of fourth-place Baylor (51). South Carolina has appeared in the top 25 in each of the last 90 AP Polls.

In the Staley era, South Carolina has collected 52 top-five rankings in the AP Poll, including 42 weeks in the top three and 12 weeks at No. 1.

## Tough Task

Head coach Dawn Staley did not shy away from a challenging schedule this season, despite having to replace five seniors, including three starters, from last season's squad. The Gamecocks' overall schedule is ranked the seventh-toughest in the nation based on opponent winning percentage (.638).

## In the National Rankings

(thru games of 2/26)

Team	SEC	NCAA	Actual
Scoring Offense	1	21	76.5
Scoring Defense	2	31	56.9
Scoring Margin	2	7	+19.7
Field Goal Percentage	1	11	.468
Field Goal %age Def.	1	19	.355
3-Point FG %age	7	137	.323
3-Point FG %age Def.	2	25	.277
3-Point FG Made/Gm.	8	217	5.2
Free Throw Percentage	8	163	.696
Rebounding Offense	4	—	40.4
Rebounding Defense	4	—	32.8
Rebounding Margin	1	20	+7.6
Assists	2	70	15.3
Steals	6	95	8.9
Turnover Margin	6	67	+2.6
Turnovers	—	24	13.0
Assist-to-Turnover Ratio	1	32	1.2
Blocked Shots	1	15	5.7
Home Attendance Avg.	1	1	12,853

Alaina Coates	SEC	NCAA	Actual
Scoring	20	—	13.4
Rebounding	1	7	11.1
FG Percentage	1	3	.670
Blocked Shots	5	121	1.4
Offensive Rebs.	3	—	3.4
Defensive Rebs.	1	5	8.0
Double-Doubles	2	11	15.0

Kaela Davis	SEC	NCAA	Actual
Scoring	29	—	11.8
3-Pt FGM Per Game	9	—	1.6

Allisha Gray	SEC	NCAA	Actual
Scoring	22	—	13.0

Tyasha Harris	SEC	NCAA	Actual
Assists	14	—	3.1
Assist-to-Turnover Ratio	5	54	2.1

M. Herbert Harrigan	SEC	NCAA	Actual
Blocks	11	195	1.1

A'ja Wilson	SEC	NCAA	Actual
Scoring	3	72	17.4
Rebounding	9	168	7.6
FG Percentage	4	17	.591
Blocked Shots	3	33	2.2
Offensive Rebs.	15	—	2.6
Double-Doubles	7	—	8.0

# A'JA WILSON

## Junior • Forward

» Among most decorated Gamecocks in program history – two-time All-America, two-time SEC Player of the Year, 2016 SEC Defensive Player of the Year, three-time First-Team All-SEC, finalist for all 2016 national player of the year awards, on watch lists for all 2017 player of the year awards

» Leads team, 3rd in SEC in scoring – 17.4 ppg

» 17th in nation, 4th in SEC in FG percentage – .591 ... Shooting 63.5% in SEC play

» 3rd in SEC, 33rd in nation in blocked shots – 2.2

» Led team in scoring 17 times, rebounding nine times and assists three times

» Career-high 10 20-point games this season, including career-best 31 points at #14/15 Texas (Dec. 1) ... Now has 22 career 20-point games (7 in 2015-16, 5 in 2014-15)

» First Gamecock to record 200 career blocked shots ... Holds single-season blocked shots record with 103 in 2015-16 ... Set program career blocked shots record in 74th career game, fewer than anyone else on top-10 list ... Now has 226 in just 96 games

## Gamecocks in 2016-17 National Polls

Poll	Pre	11/14	11/21	11/28	12/5	12/12	12/19	12/26	1/2	1/9	1/16	1/23	1/30	2/6	2/13	2/20	2/27	3/6	3/12	Final
Associated Press	4	4	3	3	6	6	6	6	5	5	5	5	4	6	6	7	5			
Coaches	3	3	3	3	6	6	6	6	5	5	5	4	6	6	5	7	5			

South Carolina's docket featured 19 games against teams that played in the 2016 postseason, including 16 against NCAA Tournament squads.

The slate includes 10 games against teams ranked in the AP Top 25 this week, including three against this week's top-10 teams. Just three of those 10 games were home games for the Gamecocks.

### RPI Standing

The Gamecocks are currently third in the RPI behind UConn and Notre Dame, respectively. Their opponents have an average RPI of 78, which ranks fifth in the country

and is second in the SEC behind Kentucky (1st, 69).

With a tough non-conference schedule, South Carolina faced 11 teams in this week's RPI top 25 and four others in the top 50. The Gamecocks lead the SEC with seven wins against this week's top-25 RPI teams.

Four other SEC teams are ranked in the RPI top 25 – Mississippi State (5), Kentucky (14), Tennessee (16) and Missouri (19). Texas A&M (26), LSU (35) and Auburn (37) round out the SEC teams in the top 50.

The SEC stands atop the nation with eight teams ranked among the RPI top 50 and matches the ACC's 11 teams in the top 100. The league has an NCAA-leading 33 wins over RPI top-25 teams and another 34 over teams ranked 26-50 in the RPI.

### League Legends

The Gamecocks are the only team in the nation to boast two former WNBA All-Stars on their coaching staff in head coach Dawn Staley and assistant coach Nikki McCray-Penson. Five other programs tout multiple WNBA alums – Miami, Notre Dame, Penn State, Texas and Vanderbilt – but only Beth Cunningham at Notre Dame and Tina Thompson at Texas earned All-Star status at least once in their time in the league.

South Carolina has the added bonus of its other two coaches – associate head coach Lisa Boyer and assistant coach Fred Chmiel – having WNBA coaching experience.

## 2016-17 Double-Doubles

### Alaina Coates (15)

11/14	at Ohio State	10 pts/13 rebs
11/20	Hampton	28 pts/16 rebs
11/21	Maine	12 pts/14 rebs
11/27	vs. Louisville	17 pts/14 rebs
12/11	Minnesota	16 pts/11 rebs
12/15	Clemson	19 pts/10 rebs
12/18	UCLA	20 pts/14 rebs
1/1	Alabama	19 pts/11 rebs
1/8	at Florida	14 pts/13 rebs
1/12	Georgia	12 pts/11 rebs
1/15	at LSU	24 pts/11 rebs
1/19	Ole Miss	15 pts/15 rebs
2/2	at Kentucky	20 pts/18 rebs
2/5	at Arkansas	18 pts/19 rebs
2/13	at UConn	10 pts/15 rebs

### Kaela Davis (1)

11/14	at Ohio State	37 pts/10 rebs
-------	---------------	----------------

### A'ja Wilson (8)

12/1	at Texas	31 pts/12 rebs
12/15	Clemson	20 pts/10 rebs
12/18	UCLA	13 pts/13 rebs
1/5	at Auburn	10 pts/11 rebs
1/8	at Florida	23 pts/13 rebs
1/26	at Georgia	19 pts/11 rebs
2/23	at Texas A&M	21 pts/15 rebs
2/26	Kentucky	25 pts/10 rebs

# ALAINA COATES

## Senior • Center

» Three-time All-SEC selection (two-time first team) and two-time SEC All-Defensive Team member

» Top 10 in the NATION in field goal percentage (3rd, .670), rebounding (7th, 11.1) – both of which lead the SEC – and is 11th in double-doubles (15)

» NCAA Div. I active career leader in rebounds (1,229) and double-doubles (57)

» Third Gamecock all-time to reach 1,000-rebound plateau and sits in second in program history in career rebounds (1,229) ... First Gamecock since 1980-81 to amass 50 career double-doubles ... Her 57 are second-most in program history

» "Coates is better than she was a year ago because her face-up game is more powerful. She's not just a back-to-the-basket, offensive put-back kid. She can drive to the basket; she can knock down 12-footers." – Jimmy Dykes, Arkansas Head Coach

» "If I'm a WNBA GM, and I was picking one player in this senior class at the No. 1 pick, I wouldn't think twice – it'd be Alaina Coates. I just think she's that talented." – Matt Insell, Ole Miss Head Coach



## The Staley Era

In her ninth season at the South Carolina helm, head coach Dawn Staley has guided the program to unprecedented success not just in the SEC but on the national stage as well. Staley led the program to its first ever No. 1 ranking in both the AP and USA Today/Coaches Poll. She also delivered the first SEC regular-season and tournament championships.

### The Staley Era (2008-09 through present)

<b>Wins</b>	
30-Win Seasons .....	2
25-Win Seasons .....	5
20-Win Seasons (includes 2016-17) .....	6
Winning Seasons (includes 2016-17) .....	8

### National Rankings

Weeks in the AP Top 25 .....	95
Weeks in the AP Top 10 .....	68
Weeks in the AP Top 3 .....	40
Weeks at AP No. 1 .....	12

### Postseason

NCAA Tournament Appearances .....	5
NCAA Sweet 16s .....	4
NCAA Final Fours .....	1

### In the SEC

Regular-Season Championships (includes 2016-17) .....	4
Regular-Season Top 5 Finishes (includes 2016-17) .....	7
Tournament Championships .....	2
Double-Digit Wins (includes 2016-17) .....	6

### Pre-Staley in the SEC (1991-92 through 2007-08)

<b>Wins</b>	
30-Win Seasons .....	0
25-Win Seasons .....	1
20-Win Seasons .....	2
Winning Seasons .....	7

### National Rankings

Weeks in the AP Top 25 .....	32
Weeks in the AP Top 10 .....	6
Weeks in the AP Top 3 .....	0
Weeks at AP No. 1 .....	0

### Postseason

NCAA Tournament Appearances .....	2
NCAA Sweet 16s .....	1
NCAA Final Fours .....	0

### In the SEC

Regular-Season Championships .....	0
Regular-Season Top 5 Finishes .....	2
Tournament Championships .....	0
Double-Digit Wins .....	1

### Pre-Staley All-Time (1974-75 through 2007-08)

<b>Wins</b>	
30-Win Seasons .....	1
25-Win Seasons .....	3
20-Win Seasons .....	9
Winning Seasons .....	21

### National Rankings

Weeks in the AP Top 25 .....	130
Weeks in the AP Top 10 .....	31
Weeks in the AP Top 3 .....	6
Weeks at AP No. 1 .....	0

### Postseason

NCAA Tournament Appearances .....	8
NCAA Sweet 16s .....	3
NCAA Final Fours .....	0

### In Conference (SEC and Metro 1983-84 thru 1990-91)

Regular-Season Championships .....	5
Regular-Season Top 5 Finishes .....	10
Tournament Championships .....	3
Double-Digit Wins .....	5

## Alai-ja Awaits

Opponents may be inclined to think of the paint as the Gamecock-owned continent of Alai-ja as senior center Alaina Coates and junior forward A'ja Wilson have firmly planted the flag in the lane on both ends of the court. Both earned First-Team All-SEC honors from the league's coaches and are on the Naismith Top 30 and Wooden Award Late Season Top 20 lists. In the preseason, ESPN tapped Wilson as the top player in the nation this season as well, naming Coates the No. 9 player.

This season, the pair combine to average 29.0 points and 17.7 rebounds while shooting a combined 62.4 percent from the field. In eight games against ranked opponents, those averages rise to 32.4 points, accounting for 42.7 percent of the offense, and 21.0 rebounds. Not just one-dimensional threats, the duo also averages 3.1 assists this season and one or the other has led the team in assists six times this season. Defensively, they combine for 3.5 blocked shots per game.

Earning All-America and First-Team All-SEC status in 2015-16, the duo averaged a combined 27.3 points, 18.5 rebounds and 4.2 blocks. In the Gamecocks' 15

## 2016-17 Awards

### Alaina Coates

All-SEC First Team (Coaches)  
SEC All-Defensive Team  
USBWA National Player of the Week (12/13-19)  
Three-time SEC Player of the Week (11/15-21; 11/22-28; 12/13-19)  
Rated No. 9 player in the nation by espnW  
Wooden Award Late Season Top 20  
USBWA Drysdale Award Midesason Watch List  
Naismith Trophy Top 30 Watch List  
Wade Watch List (Preseason)  
Preseason All-America Second Team (espnW, Lindy's, Sporting News)  
Preseason All-America Honorable Mention (AP)

### Kaela Davis

CoSIDA Academic All-District 4  
Naismith Trophy Top 50 Preseason Watch List

### Allisha Gray

Dawn Staley Award Midseason Watch List  
Naismith Trophy Top 50 Preseason Watch List  
SEC Player of the Week (1/17-23)

### Tyasha Harris

SEC All-Freshman Team

### A'ja Wilson

SEC Player of the Year (Coaches)  
All-SEC First Team (Coaches)  
SEC All-Defensive Team  
Rated No. 1 player in the nation by espnW  
Wooden Award Late Season Top 20  
USBWA Drysdale Award Midesason Watch List  
Naismith Trophy Top 30 Watch List  
Wade Watch List (Preseason)  
Preseason All-America First Team (AP, espnW, Athlon, Lindy's, Sporting News)  
SEC Player of the Week (2/21-26)

# ALLISHA GRAY

## Junior • Guard



» Dawn Staley Award Midseason and Naismith Trophy Top 50 Preseason Watch Lists

» 22nd in SEC in scoring – 13.0 ppg – on 50.0% FG ... second on team with 22 double-figure scoring games, including 13 of the last 15

» In SEC play – 13.0 ppg (20th), 4.7 rpg, 1.5 spg

» Averages 4.4 rebounds (12 games of five or more), 2.8 assists (9 games of 4 or more)

» Difference-maker in 2nd half of tight-game victories – 11.1 ppg, 66.0% FG

» Kicked off Gamecock career with 24 points at #7/6 Ohio State (Nov. 14) that included 10-of-18 FGs

» Found success in power forward spot against Georgia (Jan. 12) and LSU (Jan. 15) to grab tough rebounds and hit free throw to seal win over the Lady Bulldogs

» Poured in 16 third-quarter points against #4/4 Mississippi State (Jan. 23) to pull Gamecocks out of seven-point halftime deficit then sprinted to defend breakaway layup that kept team in final minute

## Record Book Watch

The Gamecocks' starting frontcourt of Alaina Coates and A'ja Wilson are moving up the career record books quickly. Here's their current standing:

### Blocked Shots

Player	Gms	Blk
1. A'ja Wilson (2015-present)	96	226
2. Alaina Coates (2014-present)	132	210
3. Lakesha Tolliver (2004-07)	112	177
4. Elem Ibiam (2012-15)	126	164
5. Michelle Murray (1990-93)	96	148

### Rebounds

Player	Gms	Reb.
1. Sheila Foster (1979-82)	134	1427
2. Alaina Coates (2014-present)	132	1229
3. Marsha Williams (1990-93)	116	1026
4. Aleighsa Welch (2012-15)	137	956
5. Schonna Banner (1987-90)	125	901

### Offensive Rebounds (Since 1987-88)

Player	Gms	Reb.
1. Aleighsa Welch (2012-15)	137	449
2. Marsha Williams (1990-93)	116	427
3. Alaina Coates (2014-present)	132	380
4. Annie Lester (1997-2000)	110	348
5. Jocelyn Penn (1999-03)	117	345

### Double-Doubles

Player	Gms	Dbl-Dbl.
1. Sheila Foster (1979-82)	134	72
2. Alaina Coates (2014-present)	132	57
3. Marsha Williams (1990-93)	116	44
4. Denise Nanney (1975-77)	78	42
5. Katrina Anderson (1978-79)	71	41
6. Sharon Gilmore (1983-86)	110	32
7. Brantley Southers (1982-86)	120	29
8. Beth Hunt (1989-90)	63	27
9. A'ja Wilson (2015-present)	96	27
10. Schonna Banner (1987-90)	125	25

### Points

Player	Gms	FTM
1. Sheila Foster (1979-82)	134	2266
2. Shannon Johnson (1993-96)	109	2230
3. Brantley Southers (1982-86)	120	1982
4. Jocelyn Penn (1999-2003)	117	1939
5. Tiffany Mitchell (2013-16)	139	1885
6. Schonna Banner (1987-90)	125	1791
7. Martha Parker (1986-89)	124	1728
8. Karen Middleton (1988-91)	128	1714
9. Evelyn Johnson (1980-83)	113	1620
10. Alaina Coates (2014-present)	132	1602

### Free Throws Made

Player	Gms	FTM
1. Shannon Johnson (1993-96)	109	478
2. Martha Parker (1986-89)	124	473
3. Tiffany Mitchell (2013-16)	139	447
4. Sheila Foster (1979-82)	134	418
5. Jocelyn Penn (1999-03)	117	411
6. Alaina Coates (2014-present)	132	408
7. Nikki Miars (1996-99)	108	357
8. A'ja Wilson (2015-present)	96	359
9. Annie Lester (1997-2000)	110	333
10. Aleighsa Welch (2012-15)	137	329

### Free Throw Attempts

Player	Gms	FTA
1. Shannon Johnson (1993-96)	109	679
2. Martha Parker (1986-89)	124	641
3. Sheila Foster (1979-82)	134	624
4. Alaina Coates (2014-present)	132	636
5. Jocelyn Penn (1999-03)	117	604
6. Tiffany Mitchell (2013-16)	139	578
7. Aleighsa Welch (2012-15)	137	545
8. Marsha Williams (1990-93)	116	513
9. A'ja Wilson (2015-present)	96	515
10. Nikki Miars (1996-99)	108	474

games against ranked opponents, the pair was even more dominant with 29.7 points per game, 20.3 rebounds per contest and 4.9 blocks per outing.

## Second Effort

South Carolina has found itself in a single-digit game at halftime 13 times this season. The Gamecocks were in the lead in eight of those games, tied once and trailed four times – one of which they came back to win (Mississippi State, Jan. 23). While the defensive effort has remained relatively steady in both halves of those games (31.7 ppg vs. 34.0), the Gamecock offense was dramatically more efficient (33.4 vs. 41.6), especially in the nine wins.

In those nine victories, which the Gamecocks ended up winning by 11.3 points per game:

Half	PPG	FG%	3FG%	FT/Half	Paint
1st	34.4	.422	.204	8.1	170
2nd	41.6	.464	.385	13.6	150

## Miscellaneous Stats

Triple-Doubles	2016-17	Career	Record
Alaina Coates	0	1	1-0

Double-Doubles	2016-17	Career	Record
Alaina Coates	15	57	54-3
A'ja Wilson	8	27	25-2
Kaela Davis	1	1	1-0

30+ Points	2016-17	Career	Record
Kaela Davis	1	1	1-0
A'ja Wilson	1	1	1-0

20+ Points	2016-17	Career	Record
A'ja Wilson	10	22	20-2
Alaina Coates	4	16	15-1
Kaela Davis	4	4	4-0
Allisha Gray	2	2	2-0
Bianca Cuevas-Moore	1	3	3-0

10+ Points	2016-17	Career	Record
A'ja Wilson	24	81	72-9
Allisha Gray	22	22	19-3
Alaina Coates	19	91	87-4
Kaela Davis	17	17	15-2
Bianca Cuevas-Moore	9	25	23-2
Tyasha Harris	4	4	4-0
M. Herbert Harrigan	3	3	3-0
Doniyah Cliney	0	1	1-0
Tiffany Davis	0	1	1-0

10+ Rebounds	2016-17	Career	Record
Alaina Coates	17	66	63-3
A'ja Wilson	8	28	26-2
Kaela Davis	2	2	2-0

5+ Assists	2016-17	Career	Record
Tyasha Harris	8	8	7-1
Allisha Gray	5	5	4-1
Kaela Davis	3	3	3-0
Bianca Cuevas-Moore	2	8	8-0
Doniyah Cliney	2	2	2-0
A'ja Wilson	1	1	1-0
Alaina Coates	0	1	1-0

5+ Steals	2016-17	Career	Record
Bianca Cuevas-Moore	2	3	3-0
Allisha Gray	1	1	1-0
A'ja Wilson	1	1	109
Tiffany Davis	0	1	1-0

5+ Blocks	2016-17	Career	Record
A'ja Wilson	1	8	7-1
Alaina Coates	0	4	4-0

The Gamecock making the biggest leap when it comes down to winning is junior guard Allisha Gray. In the nine wins, the quiet scorer who is always ready to do whatever the team needs, lifted her scoring average from 4.2 points per first half to 11.1 per second half and her field goal percentage from .351 (13-of-37) to .660 (35-of-53), which includes a 3-point range jump from 12.5 percent (1-of-8) to 41.7 percent (5-of-12).

## Seeing Double

South Carolina center Alaina Coates ranks 11th in the nation with 15 double-doubles this season, and she is one of six players on a nationally ranked team to average a double-double this season.

Coates is third on the list in rebounds per game (11.07) while just fourth in average minutes (27.59).

To level the playing field of teams playing different schedules, a look at key stats for those six players against ranked opponents:

Player (Team-Gms)	PPG	RPG	MPG	FG%	Dbl.
Coates (SC-8)	13.13	12.75	28.75	.607	5
Billings (UCLA-10)	16.60	11.20	35.40	.395	5
Jones (MD-4)	17.50	11.00	27.50	.763	3
Mavunga (OSU-4)	11.25	10.75	28.75	.600	1
Osahor (Wash.-7)	15.00	14.29	38.00	.434	5
Akhatov (UK-8)	11.50	9.88	30.38	.487	2

In breaking down those numbers, centers Coates and Brianna Jones of Maryland stand out in efficiency, beyond their lofty field goal percentages. Coates records either a rebound or a point for every 1.11 minutes on the court against a ranked team, while Jones posts one or the other every 0.97 minute on the court.

For Coates, the excellence has been a career-long effort. She is the NCAA Div. I active leader in career rebounds (1,229) and double-doubles (57) with 15 of

those double-doubles coming against a ranked opponent.

This season, she ranks among the nation's best in field goal percentage (3rd, .670), rebounds (7th, 11.1 rpg) – both of which lead the SEC – and double-doubles (11th, 15). She averages a double-double overall (13.4 ppg/11.1 rpg), in SEC play (12.7/11.1) and vs. ranked teams (13.1/12.8).

## Games Led Team In...

(Tied for team lead in each category included)

Scoring	2016-17	Career	Record
A'ja Wilson	17	47	51-6
Alaina Coates	9	28	26-2
Kaela Davis	4	4	4-0
Bianca Cuevas-Moore	2	5	5-0
Allisha Gray	1	1	1-0

Rebounding	2016-17	Career	Record
Alaina Coates	20	78	72-6
A'ja Wilson	9	32	29-3
Doniyah Cliney	2	2	2-0
Allisha Gray	2	2	1-1
Kaela Davis	1	1	0-1

Assists	2016-17	Career	Record
Tyasha Harris	11	11	11-0
Bianca Cuevas-Moore	6	17	16-1
Allisha Gray	7	7	5-2
Kaela Davis	5	5	5-0
Alaina Coates	3	6	6-0
A'ja Wilson	3	4	4-0
Doniyah Cliney	2	2	2-0
M. Herbert Harrigan	1	1	1-0

## 2016-17 Scoring Differentials

Largest lead in a win.....	by 57 (93-36), 4th-1:37, vs. Saint Peter's, 11/22
Largest deficit overcome to win.....	by 9 (26-35), 2nd-0:24, vs. Mississippi State, 1/23
Largest lead given up in a loss.....	by 11 (16-5), 1st-3:46, at Duke, 12/4
Largest deficit in a loss.....	by 16 (50-66), 4th-2:15, at UConn, 2/13

# KAELA DAVIS

## Junior • Guard

» CoSIDA Academic All-District 4 ... Naismith Trophy Top 50 Preseason Watch List

» Explosive scorer, athletic and capable of playing variety of spots ... Challenged by Staley to also impact game defensively

» Burst into Carolina career with 37 points at #7/6 Ohio State (Nov. 14) – most points ever by Gamecock vs. ranked opponent

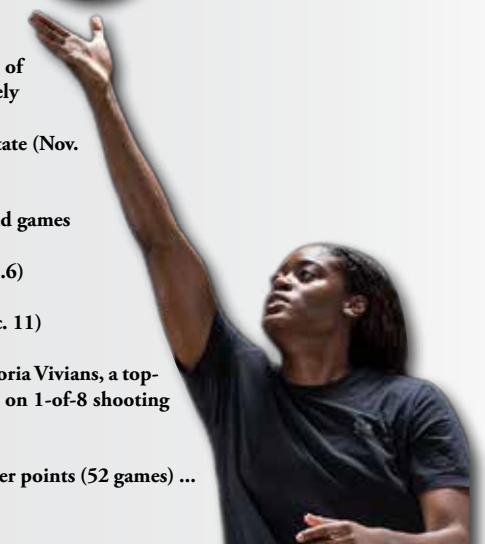
» 4 20-point games, 17 games of 10+ points, 2 10+ rebound games

» 29th in SEC in scoring (11.8 ppg) and 6th in 3s/game (1.6)

» Shot 6-of-10 from 3-point range against Minnesota (Dec. 11)

» Called her own number to defend Mississippi State's Victoria Vivians, a top-5 scorer in the SEC, in 2nd half, limiting her to five points on 1-of-8 shooting in final 20 minutes of tight Gamecock victory (Jan. 23)

» Fastest player in Georgia Tech history to reach 1,000 career points (52 games) ... Two-time First-Team All-ACC selection



## They're Free, Take Two!

South Carolina ranks among the nation's top 25 in free throws attempted (9th, 638) and made (14th, 444). The Gamecocks average 15.9 made free throws per game, while opponents average just 14.2 attempts.

In 11 games this season, at least 25.0 percent of the Gamecocks' points have come from the free throw line, including six of the seven wins over nationally ranked opponents. Free throws accounted for a season-high 39.5 percent (30-76) of the Gamecocks' points at #14/15 Texas (Dec. 1).

## Location, Location, Location

The Gamecocks average 38.6 points in the paint this season, making up 50.5 percent of their offense. Only three opponents have out-scored South Carolina in the paint this season – Duke (42-32, 12/3/16), Tennessee (38-26, 1/20/17) and UConn (34-26, 2/13/17). The Gamecocks are out-pacing their opponents in that space by 15.3 points per game. Their interior advantage has

been at least 20 points 11 times, including a season-high 44 against Maine (Nov. 21).

## Blocking Scheme

South Carolina leads the SEC and ranks 15th in the nation with 5.7 blocked shots per game and have blocked double-digit shots twice this season – 11 vs. Clemson (Dec. 15), 10 vs. Alabama (Jan. 1). The two driving forces of that defensive movement are also the program's all-time career blocked shot leaders – A'ja Wilson (226) and Alaina Coates (210).

Wilson broke the program's career blocks record earlier this season (vs. Saint Peter's, Nov. 22) but could hardly celebrate with Coates nipping at her heels. Wilson is third in the SEC and 33rd in the nation with 2.2 blocks per game, and Coates is just behind at 1.4 per game for fifth in the league. Freshman Mikiah Herbert Harrigan is following in her frontcourt mentors' footsteps, ranking 11th in the league with 1.1 blocks per game, which includes three games of three or more blocks.

## To Three, or Not to Three

South Carolina added a pair of outside threats with junior transfers Kaela Davis and Allisha Gray, but the Gamecocks' offensive strategy continues to center on the paint. In fact, the addition of the outside weapons has made South Carolina less reliant on the 3-point shot for scoring this season than last.

This season's 145 3s account for 20.3 percent of the Gamecocks' total offense, which is LESS than last season when the 190 3s made up 22.1 percent of the offense.

Interestingly, reliance on outside shooting decreases dramatically against ranked opponents. In eight games against top-25 foes this season, South Carolina's 30 3-pointers made up just 14.9 percent of its 606 points, which is much lower than the 18.0 percent of the offense in 15 games against ranked foes last season.

The three-game absence of one of the Gamecocks' All-America forwards also did not increase the Gamecocks' desire to line it up from outside the arc. In the two games without Wilson and one without Coates in the lineup, 18.3 percent of South Carolina's points came from long range compared to 21.3 percent in the



## South Carolina's SEC Tournament History

### Year-by-Year Results

Year	Seed	Result
2015-16	1	W, 57-48 Auburn / W, 93-63 Kentucky / W, 66-52 Mississippi State
2014-15	1	W, 58-36 Arkansas / W, 74-54 LSU / W, 62-46 Tennessee
2013-14	1	W, 67-48 Georgia / L, 58-68 Kentucky
2012-13	5	W, 77-35 Ala. / L, 52-61 Texas A&M
2011-12	6	W, 57-38 Ala. / W, 59-55 Georgia / L, 58-74 Tennessee
2010-11	5	W, 62-50 Ole Miss / L, 34-66 Georgia
2009-10	8	L, 63-64 Ole Miss
2008-09	11	L, 39-49 Mississippi State
2007-08	10	L, 71-57 Florida
2006-07	8	W, 65-63 Auburn / L, 63-81 Tenn.
2005-06	7	L, 48-64 Auburn
2004-05	12	L, 50-53 Ole Miss
2003-04	12	L, 42-73 Georgia
2002-03	5	W, 79-64 Miss. / L, 75-79 Miss. St.
2001-02	2	L, 61-79 Arkansas
2000-01	6	L, 68-75 Ole Miss
1999-00	11	L, 58-80 Vanderbilt
1998-99	12	L, 71-82 Alabama
1997-98	11	W, 76-61 LSU / L, 72-92 Alabama
1996-97	12	L, 48-75 Tennessee
1995-96	11	L, 48-65 Florida
1994-95	10	L, 70-80 Arkansas
1993-94	10	L, 80-83 Kentucky
1992-93	7	L, 57-59 Ole Miss
1991-92	12	L, 47-58 Vanderbilt
<b>Total</b>	<b>14-23</b>	

### Record By Team

Alabama	2-2
Arkansas	1-2
Auburn	2-1
Florida	0-2
Georgia	2-2
Kentucky	1-2
LSU	2-0
Mississippi	2-4
Mississippi State	1-2
Tennessee	1-3
Texas A&M	0-1
Vanderbilt	0-2

# TYASHA HARRIS

## Freshman • Guard

» SEC All-Freshman Team

» Poise and command of the point guard position moved her into permanent starting role at beginning of SEC play

» In SEC play, ranks ninth in assists per game (3.8), 4th in assist-to-turnover ratio (2.4) – both are best among league freshmen

» 8 games handing out five or more assists, including three vs ranked teams

» Committed more than two turnovers just four times in 28 games

» In 8 games against ranked opponents, averaged 3.6 assists and continued poise with 2.6 assist-to-turnover ratio

» Scored in double figures four times, including at #14/15 Texas (Dec. 1)

» Dished out six assists in first career start (Minnesota, Dec. 11) and first career SEC start (Alabama, Jan. 1)

» Ranked No. 8 point guard in 2016 recruiting class ... won three straight state championships and a gold medal in 2016 FIBA U18 Americas Championship



## All-Time Records vs. SEC Teams

Opponent	Overall	Under	SEC	SEC	H	A	N	Streak	Last
		Staley	Season	Tourn.					
Alabama	23-15	13-0	18-12	2-2	12-5	9-8	2-2	Won 13	W: 93-45, 1/1/17 (H)
Arkansas	16-17	9-3	15-15	1-2	9-5	6-10	1-2	Won 8	W: 79-49, 2/5/17 (A)
Auburn	22-21	10-3	16-15	2-1	12-7	8-12	2-2	Won 7	W: 60-41, 2/9/17 (H)
Florida	16-20	8-4	14-18	0-2	7-10	9-8	0-2	Won 8	W: 81-62, 1/8/17 (A)
Georgia	13-33	9-6	10-21	2-2	6-14	4-15	3-4	Won 6	W: 62-44, 1/26/17 (A)
Kentucky	27-33	11-9	22-25	2-2	18-9	8-20	2-4	Won 5	W: 95-87, 2/26/17 (H)
LSU	11-22	8-5	9-22	2-0	5-10	4-12	2-0	Won 7	W: 84-61, 1/15/17 (A)
Ole Miss	21-17	11-2	17-12	2-4	12-4	7-8	2-5	Won 9	W: 65-46, 1/19/17 (H)
Miss. State	18-16	9-3	16-14	1-2	11-5	6-9	1-2	Won 9	W: 64-61, 1/23/17 (H)
Missouri	4-2	3-2	3-2	—	2-0	1-2	1-0	Lost 1	W: 60-62, 2/19/17 (A)
Tennessee	5-46	4-9	3-27	1-3	2-20	2-21	1-5	Lost 1	L: 74-76, 1/20/17 (H)
Texas A&M	4-3	4-3	4-2	0-1	2-1	2-1	0-1	Won 4	W: 80-64, 2/23/17 (A)
Vanderbilt	14-21	9-2	14-18	0-2	8-8	5-11	0-2	Won 8	W: 82-51, 2/16/17 (H)
<b>Totals</b>	<b>194-266</b>	<b>108-51</b>	<b>161-202</b>	<b>14-23</b>	<b>104-98</b>	<b>71-137</b>	<b>16-30</b>	<b>Won 2</b>	



games both have played.

## 20/20 Vision

Five different Gamecocks have recorded at least one 20-point game this season – A'ja Wilson (10), Alaina Coates (4), Kaela Davis (4), Allisha Gray (2) and Bianca Cuevas-Moore (1) – across 15 games this season. Two Gamecocks have reached that mark in the same game five times, marking the most such games in a season since 1990-91 also saw five such game. Seven games in the 1985-86 season and 10 games in the 1988-90 campaign had multiple 20-point scorers.

## Four x 1,000

South Carolina boasts four 1,000-point scorers on this season's roster, led by senior center Alaina Coates (1,602). Junior transfer Kaela Davis (1,575 – includes 1,246 at Georgia Tech) is next in line with juniors A'ja Wilson (1,468) and Allisha Gray (1,416 – includes 1,053 at North Carolina) just behind.

## Helping Hands

South Carolina head coach Dawn Staley likes to say that with good movement, the ball will find who is supposed to shoot it on any given possession. With four 1,000-point scorers on this season's team, many observers wondered how the quartet would abide that philosophy.

Returns are good as the Gamecocks are second in the SEC with 15.3 assists per game and have assisted on at least half their field goal 21 times in 28 games, including four games assisting on at least two-thirds of their made baskets – vs. Minnesota (Dec. 11), at Auburn (Jan. 5), at Kentucky (Feb. 2) and against Auburn (Feb. 9).

Of the Gamecocks' 15.3 assists per game, the quartet of 1,000-point scorers account for 8.1 assists per game of that average with Allisha Gray leading the group at 2.8 and Kaela Davis handing out 2.3 per game.

Freshman point guard Tyasha Harris moved into the team lead in the category against Tennessee (Jan. 30) with her fourth six-assist game of the season and now has a 3.1 average following a career-best eight assists in the season finale against Kentucky (Feb. 26). In SEC action, the first-year guard is ninth with 3.8 assists per game while

holding fourth in assist-to-turnover ratio at 2.4.

## Quarter Breakdown

Through 28 games this season, South Carolina has out-scored its opponent in all but 29 quarters. The Gamecocks have out-paced their opponent by double

digits 29 times in the 112 quarters, including a season-high differential of 25 points (37-12) in the first quarter against Saint Peter's (Nov. 22). In SEC action, the 23-point advantage in the first quarter at Auburn (Jan. 5) was a season high.

South Carolina has shot at least 50.0 percent from

## Team Specialty Stats

South Carolina-Opponent

	Pts. in Paint	Pts. Off TOs	2nd Chance Pts	Fast Break Pts
11/14 at OSU	44-30	16-17	13-12	18-12
11/20 HU	46-20	35-2	23-7	12-3
11/21 Maine	52-8	20-7	14-2	11-0
11/22 SPU	50-14	30-8	17-9	26-0
11/27 vs. UL	40-24	18-15	20-5	14-2
12/1 at Texas	34-30	14-7	14-16	2-8
12/4 at Duke	32-42	18-28	14-15	9-12
12/11 Minn.	42-12	12-11	20-21	18-9
12/15 Clem.	50-26	10-6	21-8	13-4
12/18 UCLA	40-34	5-15	19-12	8-14
12/21 at SSU	42-8	21-4	22-5	20-4
1/1 Ala.	54-14	36-14	18-5	19-6
1/5 at Aub.	22-18	9-15	9-12	4-2
1/8 at Fla.	44-34	21-14	23-15	8-6
1/12 UGA	24-24	14-11	9-17	12-6
1/15 at LSU	38-24	20-10	13-8	8-4
1/19 Miss.	38-30	22-6	14-4	6-6
1/23 MSU	32-32	13-12	15-13	2-4
1/26 at UGa	20-18	13-10	9-5	6-2
1/30 Tenn.	26-38	7-12	8-9	8-18
2/2 at UK	34-20	15-15	11-10	2-4
2/5 at Ark.	40-18	22-15	15-15	9-2
2/9 Aub.	34-6	12-8	14-3	4-0
2/13 at UConn	26-34	15-19	12-16	2-12
2/16 Vandy	50-10	24-7	9-18	18-6
2/19 at Mizz.	32-30	26-19	7-11	4-4
2/23 at TAM	54-22	18-7	7-5	18-4
2/26 UK	42-32	11-5	8-10	2-17
Season Avg.	38.6-23.3	17.8-11.4	14.2-10.3	10.1-6.1
SEC Avg.	36.5-23.1	17.7-11.2	11.8-10.0	8.1-5.7

## Starters vs. Bench Points

	SC Starters	Opp. Starters	SC Bench	Opp. Bench
11/14 at OSU	85	76	7	4
11/20 HU	71	23	21	15
11/21 Maine	53	16	26	26
11/22 SPU	68	28	25	10
11/27 vs. UL	68	34	15	25
12/1 at Texas	64	47	12	20
12/4 at Duke	60	62	3	12
12/11 Minn.	59	37	39	21
12/15 Clem.	68	43	15	18
12/18 UCLA	56	46	10	11
12/21 at SSU	48	22	22	8
1/1 Ala.	72	33	21	12
1/5 at Aub.	46	34	27	13
1/8 at Fla.	70	50	11	12
1/12 UGA	41	49	25	14
1/15 at LSU	76	55	8	6
1/19 Miss.	50	39	15	7
1/23 MSU	61	41	3	20
1/26 at UGa	46	34	16	10
1/30 Tenn.	56	68	18	8
2/2 at UK	65	56	10	7
2/5 at Ark.	60	18	19	31
2/9 Aub.	56	22	4	19
2/13 at UConn	44	59	11	7
2/16 Vandy	60	25	22	26
2/19 at Mizz.	46	54	14	8
2/23 at TAM	63	63	17	1
2/26 UK	74	69	21	18
Season Avg.	60.2	43.7	16.3	13.9
SEC Avg.	58.9	44.4	15.7	13.2

# THE GAMECOCKS' TWIN TOWERS

Junior  
A'ja  
Wilson

» "We knew exactly what they were going to do, and we still couldn't stop it. They imposed their will with their inside game. I do think they have the best front line in the country, and they did a good job playing to their strengths." – Cori Close, UCLA Head Coach

» "They're a really powerful team. They are extremely talented, so gifted, and in our league there are some teams that maybe have some size and some big kids. But Wilson and Coates are just a different level of athletes." – Matthew Mitchell, Kentucky Head Coach

» "Their length and size, and the skill of those two kids – Wilson and Coates. They don't drop balls' they get them, hit easy stick-backs. Their tough. They can move. They can run. There's not another team in the country that can put two on the floor like that." – Jimmy Dykes, Arkansas Head Coach

» "We got a little lost [defensively] when Wilson would drive to the basket, but she's unbelievable." – Holly Warlick, Tennessee Head Coach

» "[Coates] has a motor like I haven't seen in a long time. She doesn't worry about who [they're] playing. She just does it right because that's what you're supposed to do. I watch them on film; they're up 30 at the half, and she sprinting the floor every single time." – Jeff Walz, Louisville Head Coach

Senior  
Alaina  
Coates

the field 49 times in its 112 quarters of action, including every quarter of the season finale against #22/- Kentucky (Feb. 26). The Gamecocks shot a season-best 71.4 percent accuracy in the first quarter against Saint Peter's (Nov. 22) and the last quarter against #22/- Kentucky (Feb. 26). The Gamecocks' 37 points in the first quarter against Saint Peter's are the most for the program since the NCAA went to the format for the 2015-16 season.

Defensively, South Carolina has held an opponent to single digits in a quarter 24 times this season, including five quarters of five or fewer points. An opponent has shot 20.0 percent or less from the field in 20 quarters, including a pair of quarters under 10.0 percent (6.3% by Vanderbilt, 4th qtr., 2/16/17; 7.1% by Florida, 2nd qtr., 1/8/17; 8.3% by Auburn, 4th qtr., 1/5/17).

Here's a more detailed look at the quarter-by-quarter production for the Gamecocks this season:

Qtr.	SC/Opp Avg. Pts	SC/Opp FG%	Avg. Pts. Margin
1	19.9/13.1	.465/.351	+6.8
2	19.5/14.1	.484/.368	+5.4
3	19.2/13.9	.492/.343	+5.3
4	18.0/15.7	.425/.360	+2.3

Individually, junior guard Kaela Davis leads the Gamecocks with six double-digit scoring quarters and has the highest-scoring quarter this season with 19 points in the first at Auburn (Jan. 5). Allisha Gray has four double-digit scoring quarters each, Alaina Coates has posted three, and A'ja Wilson has two.

## Gamecocks Coming Soon!

Head coach Dawn Staley signed four in the early signing period, highlighted by three ESPN Top-100 players.

### Elisia (Lele) Grissett

**Durham, N.C./Hillside • Wing • 6-1**

A five-start player ranked No. 24 overall in the class, Grissett was an AP All-State First-Team selection in 2016 after helping Hillside to a 28-3 record and a spot in the Class 4A state semifinals. The athletics wing can drive, score through contact and attack the glass with an emerging perimeter game. Averaged 22.2 points, 9.3 rebounds, 3.2 steals and 3.0 blocks as a junior.

### Bianca Jackson

**Montgomery, Ala./Brewbaker Tech Magnet**

**Wing • 5-11**

Ranked No. 54 overall in the class, Jackson is a three-time ASWA First-Team All-State selection and the daughter of the Alabama State men's and women's basketball coaches. She averaged 22 points, six rebounds and 4.2 assists last season.

### Haley Troup

**Gadsden, Ala./Gadsden • Guard • 5-9**

A First-Team ASWA 7A All-State selection last season, Troup is a combo guard who can handle the ball, pass with purpose in transition with a good shot off the dribble. She was the 2016 Gadsden Messenger Co-Player of the Year after averaging 17.9 points, 6.6 rebounds and 4.1 assists.

### LaDazia Williams

**Bradenton, Fla./Lakewood Ranch • Forward • 6-2**

A five-star player ranked No. 47 overall in the class, Williams earned a spot in the 2016 USA Basketball U18 National Team Trials. The 2016 FABC 7A Player of the Year is agile with a face-up game who can finish with either hand. Her 15.8 points, 6.9 rebounds and 2.2 blocks per game led Lakewood Ranch to the state championship game.

## 2016-17 Roster

No.	Name	Pos.	Ht.	Yr.	Hometown/Last School
0	Victoria Patrick	G	5-8	Fr.	Orlando, Fla./Edgewater
1	Bianca Cuevas-Moore	G	5-6	Jr.	Bronx, N.Y./Nazareth Regional
3	Kaela Davis	G	6-2	Jr.	Suwanee, Ga./Georgia Tech
4	Doniyah Cliney	G	6-0	So.	Newark, N.J./Malcolm X Shabazz
10	Allisha Gray	G	6-0	Jr.	Sandersville, Ga./North Carolina
12	Araion Bradshaw	G	5-6	Fr.	Boston, Mass./Tabor Academy
15	Tiffany Davis	G	5-7	Sr.	Houston Texas/Westbury Christian
21	Mikiah Herbert Harrigan	F	6-2	Fr.	Pembroke Pines, Fla./Flanagan
22	A'ja Wilson	F	6-5	Jr.	Hopkins, S.C./Heathwood Hall
35	Alexis Jennings*	F	6-2	Jr.	Madison, Ala./Kentucky
41	Alaina Coates	C	6-4	Sr.	Irmo, S.C./Dutch Fork
52	Tyasha Harris	G	5-10	Fr.	Noblesville, Ind./Heritage Christian

\* indicates will sit out 2016-17 due to NCAA transfer rules

**Head Coach:** Dawn Staley

**Assoc. Head Coach:** Lisa Boyer; **Assistant Coaches:** Nikki McCray-Penson, Fred Chmiel

**Director of Coaching Offensive Analytics:** Melanie Balcomb

## SEC Active

Senior Alaina Coates and junior A'ja Wilson feature prominently in the SEC's active leader boards this season.

Coates is running away with the double-double chart at 57 and the rebounding mark at 1,229 – over 400 more than the second-place player. Coates' 210 career blocks are just behind league leader Wilson's 226, more than 50 ahead of third place. Coates is fourth in scoring at 1,602 and in field goals made (597).

In addition to leading the blocks list, Wilson is tied for third in double-doubles with 27 and sixth in scoring with 1,468 career points. She is fifth in rebounding (727) and is seventh in field goals made (554).

## Fresh Faces

Five new Gamecocks joined the fold this season with the four freshmen taking the court right away. Junior forward Alexis Jennings will sit out this season due to NCAA transfer rules.

Guard Tyasha Harris (Noblesville, Ind.) headlines the freshman class, coming off a summer spent helping the U.S. to its seventh-straight gold medal in the FIBA U18 Americas Championship. Araion Bradshaw (Hyde Park, Mass.) and Victoria Patrick (Orlando, Fla.) join her in the guard spot. Bradshaw is point guard with

good court vision, and Patrick comes in as a scorer to help stretch the floor. Forward Mikiah Herbert Harrigan rounds out the class, bringing athleticism, speed and perimeter shooting to the team.

The quarter combines to play 49.6 minutes per game, while contributing 10.8 points per game. Harris leads the group in both minutes at 25.3 per game and in scoring (5.4 ppg). She was also the first of the group to earn a starting spot (Dec. 11 vs. Minnesota). Herbert Harrigan is just behind Harris in scoring with 4.4 points per game and earned the start against Georgia (Jan. 15), creating the first freshman tandem in a Gamecock starting lineup since the 2009-10 season.

## Great Gamecock Fans

With over 10,000 season-ticket holders for the second-straight season, South Carolina leads the nation in average attendance at 12,853 and is the only program drawing at least 10,000 fans per game.

The Gamecocks have posted the highest average attendance at the end of the last two seasons and enjoyed steady fan growth over the last five years – 3,952 in 2012-13; 6,371 in 2013-14; 12,293 in 2014-15; 14,364 in 2015-16.

## AP Top 25

(Week of 2/27)

1.	Connecticut	28-0
2.	Baylor	27-2
3.	Notre Dame	27-3
4.	Maryland	27-2
5.	<b>South Carolina</b>	<b>24-4</b>
6.	Mississippi State	27-3
7.	Oregon State	27-3
8.	Florida State	25-5
9.	Ohio State	25-5
10.	Stanford	25-5
11.	Washington	27-4
12.	Texas	21-7
13.	Duke	25-4
14.	Louisville	25-6
15.	UCLA	22-7
16.	Miami	21-7
17.	NC State	22-7
18.	DePaul	24-6
19.	Oklahoma	22-7
20.	Kentucky	20-9
21.	Syracuse	20-9
22.	Drake	23-4
23.	Missouri	21-9
24.	Kansas State	21-8
25.	Temple	22-6

## USA Today Coaches Top 25

(Week of 2/20)

1.	Connecticut	28-0
2.	Baylor	27-2
3.	Notre Dame	27-3
4.	Maryland	27-2
5.	<b>South Carolina</b>	<b>24-4</b>
6.	Oregon State	27-3
7.	Mississippi State	27-3
8.	Ohio State	25-5
9.	Stanford	25-5
10.	Washington	27-4
11.	Duke	25-4
12.	Florida State	25-5
13.	Louisville	25-6
14.	Texas	21-7
15.	UCLA	22-7
16.	Miami	21-7
17.	DePaul	24-6
18.	NC State	22-7
19.	Oklahoma	22-7
20.	Syracuse	20-9
21.	Temple	22-6
22.	Drake	23-4
23.	Creighton	22-6
24.	Kentucky	20-9
25.	Arizona State	18-11

## South Carolina's Record When...

	vs. Ranked	SEC	All
Record.....	7-1	14-2	4-4
Playing a ranked opponent.....	7-1	3-0	7-1
Playing at home .....	3-0	7-1	13-1
Playing on the road .....	3-1	7-1	10-3
Playing at neutral site .....	1-0	.....	1-0
Leading at half .....	5-0	13-1	22-1
Trailing at half .....	1-1	1-1	1-3
Tied at half .....	1-0	0-0	1-0
Playing an overtime game .....	0-0	0-0	0-0
0 players score in double figures .....	0-0	.....	0-0
1 player scores in double figures .....	0-0	.....	0-0
2 players score in double figures .....	1-0	2-1	2-1
3 players score in double figures .....	2-1	6-0	10-2
4 players score in double figures .....	2-0	3-1	6-1
5 players score in double figures .....	2-0	3-0	6-0
More than 5 players in double figures.....	0-0	.....	0-0
Starters out-score opponent's starters .....	7-0	13-0	23-0
Starters equal/exceed opponent team total.....	4-0	10-0	18-0
Opponent's starters score equal/more .....	0-1	1-2	1-4
Bench out-scores opponent's bench .....	3-1	9-1	14-2
Opponent's bench scores equal/more.....	4-0	5-1	10-2
No reserve scores in double figures .....	3-0	8-1	13-2
At least one reserve scores in double figures .....	3-1	6-1	11-2
More than one reserve scores in double figures...	0-0	0-0	0-0
Shooting 50% or better .....	2-0	7-0	10-0
Shooting between 40-49% .....	4-0	5-2	11-3
Shooting between 30-39% .....	1-1	2-0	3-1
Shooting less than 30% .....	0-0	0-0	0-0
Opponent shoots 50% or better.....	0-0	0-0	0-1
Opponent shoots between 40-49% .....	3-1	34-2	6-3
Opponent shoots between 30-39% .....	3-0	5-0	7-0
Opponent shoots less than 30%.....	1-0	5-0	11-0
Shooting better than opponent.....	7-0	12-0	22-0
Shooting worse than/equal to opponent.....	0-1	2-2	2-4
Having more FTs made than opponent.....	6-1	10-1	18-2
Having equal/less FTs made than opponent .....	1-0	4-1	6-2
Out-rebounding opponent .....	5-0	11-1	20-2
Having equal/less rebounds than opponent .....	2-1	3-1	4-2
Having fewer TOs than opponent.....	2-0	9-1	16-1
Having equal or more TOs than opponent.....	5-1	5-1	8-3
Attempting more FT than 3FG.....	6-0	11-2	19-2
Attempting equal/less FT than 3FG .....	1-1	3-0	5-2
Making 5 or more 3FGs.....	2-1	9-1	13-3
Making less than 5 3FGs.....	5-0	5-1	11-1
Making no 3 FGs .....	0-0	0-0	0-0
Attempting 15 or more 3FGs.....	2-1	7-1	11-3
Attempting less than 15 3FGs .....	5-0	7-1	13-1
No South Carolina players foul out .....	6-1	12-1	19-3
One or more SC players foul out.....	1-0	2-1	5-1
No opposing players foul out.....	0-0	8-2	13-3
One or more opposing players foul out .....	7-1	6-0	11-1

	vs. Ranked	SEC	All
Assist on at least half of field goals made.....	5-1	11-0	19-2
Assist on at least 2/3 of field goals made .....	1-0	3-0	4-0
Assist on less than half of field goals made.....	2-0	3-2	5-2
Scoring more pts. in paint than opponent .....	6-0	12-1	22-1
Scoring equal/less pts. in paint than opp. ....	1-1	2-1	2-3
Scoring more pts. off TOs than opponent .....	4-0	12-1	20-1
Scoring equal/less pts. off TOs than opp. ....	3-1	2-1	4-3
Scoring more 2nd-chance pts. ....	5-0	9-0	17-0
Scoring equal/less 2nd-chance pts.....	2-1	5-2	7-4
Scoring more fast break pts.....	2-0	10-0	18-0
Scoring equal/less fast break pts.....	5-1	4-2	6-4
Wearing white uniforms.....	4-0	7-2	13-2
Wearing black uniforms .....	2-0	4-0	7-1
Wearing garnet uniforms.....	1-1	2-0	3-1
Wearing pink uniforms .....	0-0	1-0	1-0
Playing in November.....	2-0	.....	5-0
Playing in December.....	2-0	.....	5-1
Playing in January .....	1-0	8-1	8-1
Playing in February .....	2-1	6-1	6-2
Playing in March.....	0-0	0-0	0-0
Playing during the day.....	3-0	5-1	9-2
Playing at night .....	4-1	9-1	15-2
Playing on Sunday.....	3-0	5-1	9-2
Playing on Monday .....	2-1	1-1	3-2
Playing on Tuesday.....	0-0	.....	1-0
Playing on Wednesday.....	0-0	.....	1-0
Playing on Thursday.....	2-0	8-0	10-0
Playing on Friday .....	0-0	.....	0-0
Playing on Saturday.....	0-0	.....	0-0
Margin is less than 5 pts. ....	1-0	2-2	2-2
Margin is between 5-9.....	3-0	1-0	3-0
Margin is between 10-19.....	2-1	6-0	7-2
Margin is between 20-29.....	1-0	2-0	4-0
Margin is between 30-39.....	0-0	2-0	3-0
Margin is between 40-49.....	0-0	1-0	3-0
Margin is 50 pts. or more.....	0-0	0-0	2-0
Having a 20-pt. scorer.....	6-0	9-1	14-1
Having a 30-pt. scorer.....	2-0	0-0	2-0
Scoring 49 points or less.....	0-0	0-0	0-0
Scoring 50-59 points.....	0-1	0-0	0-1
Scoring 60-69 points.....	2-0	5-1	6-2
Scoring 70-79 points.....	2-0	3-1	6-1
Scoring 80-89 points.....	1-0	4-0	6-0
Scoring 90-99 points.....	2-0	2-0	6-0
Scoring 100 points or more.....	0-0	0-0	0-0
Opponent scores 49 points or less .....	0-0	6-0	10-0
Opponent scores 50-59 points .....	2-0	1-0	4-0
Opponent scores 60-69 points .....	3-1	6-1	7-2
Opponent scores 70-79 points .....	0-0	0-1	0-2
Opponent scores 80-89 points .....	2-0	1-0	2-0
Opponent scores 90-99 points .....	0-0	0-0	0-0
Opponent scores 100 points or more.....	0-0	0-0	0-0

## 2016-17 Team High/Low - All Games

South Carolina Highs	South Carolina Lows	Category	Opponent Lows	Opponent Highs
98 vs. Minnesota, 12/11	55 at UConn, 2/13	<b>Points in Game</b>	30, at Savannah St., 12/21	87, Kentucky, 2/26
64 (1st) vs. Saint Peter's, 11/22	23 (1st) at Georgia, 1/26	<b>Points in a Half</b>	12 (1st), at Savannah St., 12/21 12 (2nd), Hampton, 11/20	47 (2nd), Kentucky, 2/26
37 (1st) vs. Saint Peter's, 11/22	6 (1st) vs. UCLA, 12/18	<b>Points in a Quarter</b>	4 (4th), Saint Peter's, 11/22 4 (4th), Hampton, 11/20	32 (4th), Kentucky, 2/26
38 vs. Minnesota, 12/11	20 at UConn, 2/13 20 at Georgia, 1/26 20 vs. Mississippi State, 1/23	<b>Field Goals Made</b>	11, at Savannah St., 12/21	30, Kentucky, 2/26 30, at Duke, 12/4
72 vs. Minnesota, 12/11	42 vs. Mississippi State, 1/23	<b>Field Goal Attempts</b>	47, Auburn, 2/9	78, UCLA, 12/18
.618 (34-55) vs. Kentucky, 2/26	.333 (22-66) vs. UCLA, 12/18	<b>FG Percentage</b>	.216 (11-51), at Sav. St., 12/21	.500 (30-60), at Duke, 12/4
16 vs. Minnesota, 12/11	1 vs. UCLA, 12/18	<b>3-Point FG Made</b>	1, at Georgia, 1/26 1, at LSU, 1/15	10, Minnesota, 12/11
33 vs. Minnesota, 12/11	3 vs. UCLA, 12/18	<b>3-Point FG Attempts</b>	6, at LSU, 1/15	29, at Arkansas, 2/5
.500 (14-28), at Auburn, 1/5	.154 (2-13) at Savannah St., 12/21	<b>3-Point FG Percentage</b>	.100 (1-10), at Georgia, 1/26	.467 (7-15), Georgia, 1/12
30 at Texas, 12/1	3 at Auburn, 1/5	<b>Free Throws Made</b>	2, Saint Peter's, 11/22	17, Clemson, 12/15 17, at Ohio State, 11/14
41 at Ohio State, 11/14	4, at Auburn, 1/5	<b>Free Throw Attempts</b>	2, Saint Peter's, 11/22	24, at Ohio State, 11/14
.938 (15-16) at Texas A&M, 2/23	.484 (15-31) vs. Vanderbilt, 2/16	<b>FT Percentage</b>	.333 (3-9), Mississippi State, 1/23	1.00 (10-10), at UConn, 2/13
54 vs. UCLA, 12/18	26 at Missouri, 2/19	<b>Rebounds</b>	24, Saint Peter's, 11/22	47, UCLA, 12/18
29 vs. Minnesota, 12/11	5 at Texas, 12/1	<b>Assists</b>	3, at Savannah St., 12/21	20, at UConn, 2/13
17 vs. Saint Peter's, 11/22	4 at Auburn, 1/5 4 vs. UCLA, 12/18	<b>Steals</b>	2, at Texas A&M, 2/23 2, Vanderbilt, 2/16 2, at Ohio State, 11/14	14, at Duke, 12/4
11 vs. Clemson, 12/15	3 at Duke, 12/4	<b>Blocked Shots</b>	1, at LSU, 1/15 1, at Auburn, 1/5 1, at Savannah St., 12/21 1, Saint Peter's, 11/22	9, at Texas, 12/1
19 at Duke, 12/4	5 vs. Vanderbilt, 2/16	<b>Turnovers</b>	9, Tennessee, 1/30 9, Mississippi State, 1/23 9, UCLA, 12/18	24, Hampton, 11/20
22 at Florida, 1/8	4 vs. Saint Peter's, 11/22	<b>Fouls</b>	9, at Savannah St., 12/21	29, at Texas, 12/1 29, at Ohio State, 11/14
22 at Ohio State, 11/14				

## 2016-17 Team High/Low - SEC Games Only

South Carolina Highs	South Carolina Lows	Category	Opponent Lows	Opponent Highs
95 vs. Kentucky, 2/26	60 at Missouri, 2/19 60 vs. Auburn, 2/9	<b>Points in Game</b>	41, Auburn, 2/9	87, Kentucky, 2/26
52 (2nd) vs. Alabama, 1/1	23 (1st) at Georgia, 1/26	<b>Points in a Half</b>	15 (1st) at Georgia, 1/26	47 (2nd), Kentucky, 2/26
31 (3rd) vs. Alabama, 1/1	10 (2nd) vs. Tennessee, 1/30	<b>Points in a Quarter</b>	5 (2nd), at Florida, 1/8	32 (4th), Kentucky, 2/26
10 (2nd) vs. Georgia, 1/12				
34 vs. Kentucky, 2/26	20 at Georgia, 1/26	<b>Field Goals Made</b>	12, Vanderbilt, 2/16	30, Kentucky, 2/26
34 vs. Alabama, 1/1	20 vs. Mississippi State, 1/23			
69 at Florida, 1/8	42 vs. Mississippi State, 1/23	<b>Field Goal Attempts</b>	47, Auburn, 2/9	67, Kentucky, 2/26
.618 (34-55) vs. Kentucky, 2/26	.351 (20-57) at Georgia, 1/26	<b>FG Percentage</b>	.222 (12-53), Vanderbilt, 2/16	.492 (29-59), Tennessee, 1/30
14 at Auburn, 1/5	2 vs. Kentucky, 2/26 2 vs. Ole Miss, 1/19	<b>3-Point FG Made</b>	1, at Georgia, 1/26 1, at LSU, 1/15	9, Kentucky, 2/26
28 at Auburn, 1/5	7 vs. Kentucky, 2/26	<b>3-Point FG Attempts</b>	6, at LSU, 1/15	29, at Arkansas, 2/5
.500 (14-28) at Auburn, 1/5	.167 (3-18) at Missouri, 2/19 .167 (3-18) vs. Vanderbilt, 2/16	<b>3-Point FG Percentage</b>	.100 (1-10), at Georgia, 1/26	.467 (7-15), Georgia, 1/12
25 vs. Kentucky, 2/26	3 at Auburn, 1/17	<b>Free Throws Made</b>	3, at Georgia, 1/26 3, Mississippi State, 1/23	23, vs. Vanderbilt, 2/16
34 vs. Kentucky, 2/26	4 at Auburn, 1/5	<b>Free Throw Attempts</b>	8, Auburn, 2/9 8, at Arkansas, 2/5 8, at Georgia, 1/26	28, vs. Vanderbilt, 2/16
.938 (15-16) at Texas A&M, 2/23	.484 (15-31) vs. Vanderbilt, 2/16	<b>FT Percentage</b>	.333 (3-9), Mississippi State, 1/23	.875 (7-8), at Arkansas, 2/5
48 at Florida, 1/8	26 at Missouri, 2/19	<b>Rebounds</b>	27, Alabama, 1/1	42, at Florida, 1/8
20 at Auburn, 1/5	9 26 at Missouri, 2/19	<b>Assists</b>	6, at Auburn, 1/5	19, Georgia, 1/12
13 at Texas A&M, 2/23	4 vs. Kentucky, 2/26	<b>Steals</b>	2, at Texas A&M, 2/23 2, Vanderbilt, 2/16	8, Auburn, 2/9 8, Mississippi State, 1/23 8, at LSU, 1/15
13 vs. Georgia, 1/12	4 at Auburn, 1/5			
13 at Florida, 1/8				
10 vs. Alabama, 1/1	1 vs. Georgia, 1/12	<b>Blocked Shots</b>	0, at Kentucky, 2/2	5, at Georgia, 1/26
17 at Kentucky, 2/2	5 vs. Vanderbilt, 2/16	<b>Turnovers</b>	9, Kentucky, 2/26 9, Tennessee, 1/30 9, Mississippi State, 1/23	22, at Florida, 1/8 22, Alabama, 1/1
22 at Florida, 1/8	10 vs. Auburn, 2/9	<b>Fouls</b>	11, Auburn, 2/9 11, at Auburn, 1/5	28, Vanderbilt, 2/16

## 2016-17 Individual Superlatives - All Games

Category	South Carolina	Opponent
Points in Game	37 by Kaela Davis at Ohio State, 11/14	29 by Taylor Murray, Kentucky, 2/126 29 by Rebecca Greenwell, at Duke, 12/4
Points in a Half	22 (2nd) by Kaela Davis at Ohio State, 11/14	20 (2nd) by Sophie Cunningham, at Missouri, 2/19
Points in a Quarter	19 (1st) by Kaela Davis at Auburn, 1/5	12 (4th) by Makayla Epps, at Kentucky, 2/2
Field Goals Made	12 by A'ja Wilson at Texas, 12/1 12 by Alaina Coates vs. Hampton, 11/20	10 by Sophie Cunningham, at Missouri, 2/19 10 by Gabby Williams, at UConn, 2/13 10 by Chloe Jackson, at LSU, 1/15
Field Goal Attempts	21 by Kaela Davis at Ohio State, 11/14	22 by Makalya Epps, at Kentucky, 2/2
FG Percentage	.889 (8-9) by Alaina Coates at Kentucky, 2/2 .889 (8-9) by Alaina Coates vs. Saint Peter's, 11/22	.800 (8-10) by Mercedes Russell, Tennessee, 1/30
3-Point FG Made	6 by Kaela Davis vs. Minnesota, 12/11	4 Rebecca Greenwell, at Duke, 12/4
3-Point FG Attempts	10 by Kaela Davis vs. Minnesota, 12/11	11 by Kelsey Mitchell, at Ohio State, 11/14
3-Point FG Percentage	1.00 (4-4) by Kaela Davis vs. Saint Peter's, 11/22	.750 (3-4) by Curtyce Knox, at Texas A&M, 2/23 .750 (3-4) by Dominique Dillingham, Mississippi State, 1/23 .750 (3-4) by Julie Brosseau, Maine, 11/21
Free Throws Made	14 by A'ja Wilson vs. Hampton, 11/20	12 by Jamie Nared, Tennessee, 1/30
Free Throw Attempts	16 by Kaela Davis at Ohio State, 11/14	15 by Jamie Nared, Tennessee, 1/30
FT Percentage	1.00 (14-14) by A'ja Wilson vs. Hampton, 11/20	1.000 (9-9) by Taylor Murray, Kentucky, 2/26
Rebounds	19 by Alaina Coates at Arkansas, 2/5	22 by Monique Billings, UCLA, 12/18
Assists	8 by Tyasha Harris vs. Kentucky, 2/26	10 by Curtyce Knox, at Texas A&M, 2/23
Steals	5 by A'ja Wilson vs. Vanderbilt, 2/16 5 by Allisha Gray at Savannah State, 12/21 5 by Bianca Cuevas-Moore vs. Saint Peter's, 11/22	5 by Leaonna Odom, at Duke, 12/4
Blocked Shots	5 by A'ja Wilson at Kentucky, 2/2	6 by Kelsey Lang, at Texas, 12/1
Turnovers	7 by Kaela Davis at Missouri, 2/19	6 by Lianna Doty, at Missouri, 2/19 6 by Kenyata Hendrix, at Savannah State, 12/21 6 by Lexie Brown, at Duke, 12/4 6 by Stephanie Mavunga, at Ohio State, 11/14

## 2016-17 Individual Superlatives - SEC Games Only

Category	South Carolina	Opponent
Points in Game	26 by A'ja Wilson vs. Mississippi State, 1/23	29 by Taylor Murray, Kentucky, 2/26
Points in a Half	21 (2nd) by Kaela Davis at Auburn, 1/5	20 (2nd) by Sophie Cunningham, at Missouri, 2/19
Points in a Quarter	19 (1st) by Kaela Davis at Auburn, 1/5	12 (4th) by Makayla Epps, at Kentucky, 2/2
Field Goals Made	10 by A'ja Wilson vs. Kentucky, 2/26 10 by A'ja Wilson vs. Mississippi State, 1/23	10 by Sophie Cunningham, at Missouri, 2/19 10 by Chloe Jackson, at LSU, 1/15
Field Goal Attempts	18 by Kaela Davis at Auburn, 1/5	22 by Makalya Epps, at Kentucky, 2/2
FG Percentage	.889 (8-9) by Alaina Coates at Kentucky, 2/2	.800 (8-10) by Mercedes Russell, Tennessee, 1/30
3-Point FG Made	5 by Bianca Cuevas-Moore at Auburn, 1/5 5 by Kaela Davis at Auburn, 1/5	3 by Makenzie Cann, Kentucky, 2/26 3 by Curtyce Knox, at Texas A&M, 2/23 3 by Aaliyah Wilson, at Arkansas, 2/5 3 by Dominique Dillingham, Mississippi State, 1/23 3 by Mackenzie Engram, Georgia, 1/12
3-Point FG Attempts	9 by Kaela Davis at Auburn, 1/5	9 by Makenzie Cann, Kentucky, 2/26
3-Point FG Percentage	.833 (5-6) by Bianca Cuevas-Moore at Auburn, 1/5	.750 (3-4) by Curtyce Knox, at Texas A&M, 2/23 .750 (3-4) by Dominique Dillingham, Mississippi State, 1/23
Free Throws Made	9 by A'ja Wilson at Georgia, 1/26	12 by Jamie Nared, Tennessee, 1/30
Free Throw Attempts	14 by A'ja Wilson at Georgia, 1/26	15 by Jamie Nared, Tennessee, 1/30
FT Percentage	1.000 (6-6) Bianca Cuevas-Moore, at Missouri, 2/19	1.000 (9-9) by Taylor Murray, Kentucky, 2/26
Rebounds	19 by Alaina Coates at Arkansas, 2/5	12 by Marqu'es Webb, Vanderbilt, 2/16
Assists	8 by Tyasha Harris vs. Kentucky, 2/26	10 by Curtyce Knox, at Texas A&M, 2/23
Steals	6 by Bianca Cuevas-Moore at Texas A&M, 2/23	3 by Jamie Nared, Tennessee, 1/30 3 by Mackenzie Engram, at Georgia, 1/26 3 by Morgan William, Mississippi State, 1/23 3 by Delicia Washington, at Florida, 1/8
Blocked Shots	5 by A'ja Wilson at Kentucky, 2/2	3 by Caliya Robinson, at Georgia, 1/26
Turnovers	7 by Kaela Davis at Missouri, 2/19	6 by Curtyce Knox, at Texas A&M, 2/23 6 by Lianna Doty, at Missouri, 2/19

## Gamecock Career Highs

### Araion Bradshaw

**Pts** 3, 4x, last at Georgia, 1/26/17  
**FG** 1, 5x, last at Georgia, 1/26/17  
**FGA** 4 at Savannah State, 12/21/16  
**FG %** .333 (1-3) vs. Minnesota, 12/11/16  
**3FG** 1, 4x, last at Georgia, 1/26/17  
**3FGA** 2, 3x, last at Georgia, 1/26/17  
**FT** 2, 2x, last at Texas A&M, 2/23/17  
**FTA** 2, 4x, last at Texas A&M, 2/23/17  
**FT %** 1.000 (2-2), 2x, last at Texas A&M, 2/23/17  
**Off Reb** 1, 4x, last, at Arkansas, 2/5/17  
**Reb** 3, 2x, last at Arkansas, 2/5/17  
**Stl** 2 vs. Hampton, 11/20/16  
**Asst** 2, 2x, last vs. Alabama, 1/1/17  
**Min** 15, 2x, last at Savannah State, 12/21/16

### Doniyah Cliney

**Pts** 10 vs. Florida, 2/11/16  
**FG** 3, 3x, last vs. Minnesota, 12/11/16  
**FGA** 6 vs. Ole Miss, 1/19/17  
**FG %** .750 (3-4) vs. Kentucky, 2/4/16  
**3FG** 1, 7x, at Georgia, 1/26/17  
**3FGA** 2, 5x, last vs. Ole Miss, 1/19/17  
**FT** 4 vs. UCLA, 12/18/16  
**FTA** 6, 2x, last vs. UCLA, 12/18/16  
**FT %** 1.000 (2-2), 2x, last at Georgia, 1/26/17  
**Reb** 9 vs. Clemson, 12/15/16  
**Off Reb** 4, 2x, last at Arkansas, 2/5/17  
**Stl** 3, 2x, last at Arkansas, 2/5/17  
**Asst** 6, 2x, last at Kentucky, 2/2/17  
**Min** 30 vs. Minnesota, 12/11/16

### Alaina Coates

**Pts** 29 vs. Winthrop, 12/13/15  
**FG** 13 vs. Winthrop, 12/13/15  
**FGA** 16, 2x, last vs. Hampton, 11/20/16  
**FG %** 1.000 (7-7) vs. SC St, 12/22/13  
**FT** 11 at San Diego St., 11/23/13  
**FTA** 15 at San Diego St., 11/23/13  
**FT %** 1.000 (10-10) vs. North Carolina, 3/27/15  
**Reb** 19 at Arkansas, 2/5/17  
**Off Reb** 8 vs. Auburn, 3/4/16  
**Def Reb** 16 at Kentucky, 2/2/17  
**Blk** 10 vs. Winthrop, 12/13/15  
**Stl** 4, 2x, last vs. Louisville, 11/27/16  
**Asst** 6 at Texas A&M, 1/31/16  
**Min** 38 at Texas A&M, 1/31/16

### Bianca Cuevas-Moore

**Pts** 25 vs. Georgia, 1/12/17  
**FG** 10 vs. Georgia, 1/12/17  
**FGA** 17 vs. Georgia, 1/12/17  
**FG %** .833 (5-6) at Hampton, 12/17/14  
**3FG** 5 at Auburn, 1/5/17  
**3FGA** 7 at Duke, 12/4/16  
**3FG %** .833 (5-6) at Auburn, 1/5/17  
**FT** 9 at Ole Miss, 2/1/15  
**FTA** 11 at Ole Miss, 2/1/15  
**FT %** 1.000 (6-6), 2x, last at Missouri, 2/19/17  
**Reb** 6, 2x, last at Georgia, 1/26/17  
**Off Reb** 3 vs. Alabama, 1/29/15  
**Blk** 2, 2x, last vs. UConn, 2/8/16  
**Stl** 6 at Texas A&M, 2/23/17  
**Asst** 7 at Auburn, 1/5/17  
**Min** 36, 2x, last at Texas A&M, 2/23/17

### Kaela Davis

**Pts** 37 at Ohio State, 11/14/16  
**FG** 10 at Ohio State, 11/14/16  
**FGA** 21 at Ohio State, 11/14/16  
**FG %** .727 (8-11) vs. Kentucky, 2/26/17  
**3FG** 6 vs. Minnesota, 12/11/16  
**3FGA** 10 vs. Minnesota, 12/11/16  
**3FG %** 1.000 (4-4) vs. Saint Peter's, 11/22/16  
**FT** 13 at Ohio State, 11/14/16  
**FTA** 16 at Ohio State, 11/14/16  
**FT %** 1.000 (4-4) at Texas, 12/1/16  
**Reb** 11 at Texas A&M, 2/23/17  
**Off Reb** 3, 4x, last vs. Vanderbilt, 2/16/17  
**Stl** 3, 3x, last at Kentucky, 2/2/17  
**Asst** 5, 3x, last vs. Auburn, 2/9/17  
**Min** 36 at Ohio State, 11/14/16

### Tiffany Davis

**Pts** 11 vs. Ole Miss, 1/30/14  
**FG** 3 vs. Savannah State, 12/28/13  
**FGA** 6 vs. SC State, 12/22/13  
**FG %** 1.000 (3-3) vs. Savannah State, 12/28/13  
**3FG** 2, 3x, last vs. Ole Miss, 1/30/14  
**3FGA** 5 vs. Winthrop, 12/20/13  
**3FG %** 1.000 (2-2), 3x, last vs. Ole Miss, 1/30/14  
**FT** 4 at Tennessee, 3/2/14  
**FTA** 4 at Tennessee, 3/2/14  
**FT %** 1.000 (4-4) at Tennessee, 3/2/14  
**Reb** 6 at Arkansas, 1/2/14  
**Off Reb** 2 vs. Arkansas, 1/2/14  
**Stl** 5 vs. Elon, 11/9/12  
**Asst** 3, 4x, last vs. SC State, 12/22/13  
**Min** 30 at Arkansas, 1/2/14

### Allisha Gray

**Pts** 24 at Ohio State, 11/14/16  
**FG** 10 at Ohio State, 11/14/16  
**FGA** 18 at Ohio State, 11/14/16  
**FG %** .875 (7-8) at LSU, 1/15/17  
**3FG** 4, 2x, last at Florida, 1/8/17  
**3FGA** 10 vs. Minnesota, 12/11/16  
**3FG %** 1.000 (2-2) at LSU, 1/15/17  
**FT** 7 vs. Kentucky, 2/26/17  
**FTA** 9 vs. Kentucky, 2/26/17  
**FT %** 1.000 (5-5) at LSU, 1/15/17  
**Reb** 8, 2x, last vs. Tennessee, 1/30/17  
**Off Reb** 4 at Duke, 12/4/16  
**Blk** 3 at LSU, 1/15/17  
**Stl** 5 at Savannah State, 12/21/16  
**Asst** 7 vs. Minnesota, 12/11/16  
**Min** 38, 4x, last at UConn, 2/13/17

### Tyasha Harris

**Pts** 13 vs. Kentucky, 2/26/17  
**FG** 5 at Savannah State, 12/21/16  
**FGA** 11 at UConn, 2/13/17  
**FG %** 1.000 (3-3) vs. Kentucky, 2/26/17  
**3FG** 3, 2x, last vs. Georgia, 1/12/17  
**3FGA** 8 at UConn, 2/13/17  
**3FG %** .750 (3-4) vs. Minnesota, 12/11/16  
**FT** 6, 2x, last vs. Kentucky, 2/26/17  
**FTA** 8, 2x, last vs. Kentucky, 2/26/17  
**FT %** .750 (6-8), 2x, last vs. Kentucky, 2/26/17  
**Reb** 5 at Savannah State, 12/21/16  
**Stl** 4 vs. Georgia, 1/12/17  
**Asst** 8 vs. Kentucky, 2/26/17  
**Min** 38 vs. Tennessee, 1/30/17

### Mikiah Herbert Harrigan

**Pts** 13, 2x, last at Texas A&M, 2/23/17  
**FG** 5, 3x, last at Texas A&M, 2/23/17  
**FGA** 11, 2x, last at Texas A&M, 2/23/17  
**FG %** 1.000 (5-5) vs. Vanderbilt, 2/16/17  
**3FGA** 2 vs. Saint Peter's, 11/22/16  
**FT** 5 vs. Louisville, 11/27/16  
**FTA** 5, 2x, last vs. Louisville, 11/27/16  
**FT %** 1.000 (5-5) vs. Louisville, 11/27/16  
**Reb** 8 vs. Maine, 11/21/16  
**Off Reb** 4 vs. Hampton, 11/20/16  
**Def Reb** 6 vs. Maine, 11/21/16  
**Blk** 4 vs. Alabama, 1/1/17  
**Stl** 2 vs. Saint Peter's, 11/22/16  
**Asst** 2, 4x, vs. Minnesota, 12/11/16  
**Min** 25, 2x, last vs. Georgia, 1/12/17

### Victoria Patrick

**Pts** 4, 2x, last at Savannah State, 12/21/16  
**FG** 1, 7x, last at Arkansas, 2/5/17  
**FGA** 5 vs. Hampton, 11/20/16  
**3FG** 1, 7x, last at Arkansas, 2/5/17  
**3FGA** 4, 2x, last at Savannah State, 12/21/16  
**FT** 1, 3x, last vs. Alabama, 1/1/17  
**FTA** 3 at Savannah State, 12/21/16  
**Reb** 2, 4x, last vs. Vanderbilt, 2/16/17  
**Off Reb** 1, 3x, last vs. Vanderbilt, 2/16/17  
**Stl** 2 vs. Saint Peter's, 11/22/16  
**Asst** 2 at Savannah State, 12/21/16  
**Min** 15, 2x, last at Savannah State, 12/21/16

### A'ja Wilson

**Pts** 31 at Texas, 12/1/16  
**FG** 12 at Texas, 12/1/16  
**FGA** 19, 2x, last vs. Texas A&M, 1/17/16  
**FG %** .875 (7-8) vs. Maine, 11/21/16  
**FT** 14 vs. Hampton, 11/20/16  
**FTA** 15 vs. LSU, 2/12/15  
**FT %** 1.000 (14-14) vs. Hampton, 11/20/16  
**Reb** 19 at Kentucky, 3/1/15  
**Off Reb** 7 at Alabama, 2/22/16  
**Def Reb** 14 at Kentucky, 3/1/15  
**Blk** 8, 2x, last vs. Texas A&M, 1/17/16  
**Stl** 5 vs. Vanderbilt, 2/16/17  
**Asst** 5 vs. Louisville, 11/27/16  
**Min** 39 at Texas A&M, 1/31/16

## The Last Time...

### Individual

#### Scored 50 Points

**South Carolina** 51, Jocelyn Penn vs. Stetson, 1/4/03  
**Opponent** Never

#### Scored 40 Points

**South Carolina** 51, Jocelyn Penn vs. Stetson, 1/4/03  
**Opponent** 46, Cornelia Gayden, LSU, 1/14/95

#### Scored 30 Points

**South Carolina** 31, A'ja Wilson at Texas, 12/1/16  
**Opponent** 36, Kelsey Mitchell, Ohio State, 11/13/15

#### Grabbed 20 Rebounds

**South Carolina** 25, Kelsey Bone vs. Boston University, 12/28/09  
**Opponent** 22, Monique Billings, UCLA, 12/18/16

#### Grabbed 15 Rebounds

**South Carolina** 15, A'ja Wilson at Texas A&M, 2/23/17  
**Opponent** 22, Monique Billings, UCLA, 12/18/16

#### Two Players with 20 or More Points

**South Carolina** A'ja Wilson 25/Kaela Davis 20 vs. Kentucky, 2/26/17  
**Opponent** Jamie Nared 27/Diamond DeShields 21, Tennessee, 1/30/17

#### Two Players with 10 or More Rebounds

**South Carolina** A'ja Wilson 15/Kaela Davis 11 at Texas A&M, 2/23/17  
**Opponent** Breanna Stewart 10/Gabby Williams 10, UConn, 2/8/16

#### Had 10 Assists

**South Carolina** 10, Tina Roy vs. Savannah State, 12/14/14  
**Opponent** 10, Curtyce Knox, at Texas A&M, 2/23/17

#### Had Five Steals

**South Carolina** 6, Bianca Cuevas-Moore at Texas A&M, 2/23/17  
**Opponent** 5, Leaonna Odom, at Duke, 12/4/16

#### Had Five Blocked Shots

**South Carolina** 5, A'ja Wilson at Kentucky, 2/2/17  
**Opponent** 6, Kelsey Lang, at Texas, 12/1/16

#### Had a Double-Double

**South Carolina** A'ja Wilson (25 pts/10 rebs) vs. Kentucky, 2/26/17  
**Opponent** Anriel Howard (16 pts/13 rebs) at Texas A&M, 2/23/17

#### Two Players had a Double-Double

**South Carolina** Alaina Coates (14 pts/13 rebs)/A'ja Wilson (23 pts/13 rebs) at Florida, 1/8/17  
**Opponent** Sheila Boykin (12 pts/12 rebs)/Danielle Ballard (16 pts/12 rebs), LSU, 2/12/15

#### Three Players had a Double-Double

**South Carolina** Ashley Bruner (16 pts/12 rebs)/Aleighsa Welch (16 pts/ 11 rebs)/Elem Ibiam (12 pts/10 rebs) vs. Kansas, 3/25/13  
**Opponent** Merlakia Jones (26 pts/10 rebs)/Takilya Davis (19 pts/13 rebs)/DeLisha Milton (14 pts/15 rebs), at Florida, 2/20/94

#### Had a Triple-Double

**South Carolina** Alaina Coates (29 pts/16 rebs/10 blks) vs. Winthrop, 12/13/15  
**Opponent** Never

### Team

#### Scored 100 Points

**South Carolina** 102 at Alabama, 1/8/15  
**Opponent** 103, Clemson, 11/21/03

#### Won by 30 or More Points

**South Carolina** 82-51 (31) vs. Vanderbilt, 2/16/17  
**Opponent** 66-34 (32), Georgia, 3/4/11

#### Shot 65% or Better from the Field

**South Carolina** .652 (45-69) vs. East Tennessee State, 12/19/00  
**Opponent** Never

#### Shot 60% or Better from the Field

**South Carolina** .618 (34-55) vs. Kentucky, 2/26/17  
**Opponent** .604 (29-48), Vanderbilt, 1/18/01

#### Shot 50% or Better from the Field

**South Carolina** .500 (31-62) at Texas A&M, 2/23/17  
**Opponent** .500 (30-60) at Duke, 12/4/16

#### No Players in Double-Figure Points

**South Carolina** at Auburn, 1/19/12  
**Opponent** Arkansas, 1/3/16

#### Five Players in Double-Figure Points

**South Carolina** vs. Kentucky, 2/26/17  
**Opponent** Arkansas, 2/14/10

#### More Than Five Players in Double-Figure Points

**South Carolina** 6 vs. Syracuse, 3/22/15  
**Opponent** 6 at Georgia, 2/13/03

#### Faced AP Top-25 Opponent

**Win** 95-87 vs. No. 22 Kentucky, 2/26/17  
**Loss** 72-80 vs. No. 14 Syracuse, 3/25/16

#### Faced AP Top-10 Opponent

**Win** 66-57 vs. No. 9 UCLA, 12/18/16  
**Loss** 87-62 at No. 2 UConn, 2/9/15

#### Faced AP Top-5 Opponent

**Win** 64-61 vs. No. 4 Mississippi State, 1/23/17  
**Loss** 87-62 at No. 2 UConn, 2/9/15

#### Faced AP No. 1 Team

**Win** Never  
**Loss** 55-66 at No. 1 UConn, 2/13/17

#### Overtime Game

**Win** 58-55 vs. Drexel, 11/28/12  
**Loss** 65-57 at Texas A&M, 1/16/14

#### Double-Overtime Game

**Win** 92-91 at Florida State, 2/4/91  
**Loss** 92-94 at Clemson, 11/19/09

#### South Carolina Was Ranked (AP Poll)

**No. 1** 2/9/15  
**Top 5** No. 5, 2/27/17  
**Top 10** No. 7, 2/20/17  
**Top 25** No. 13, 12/30/13

# South Carolina Single-Quarter Records

*Italics indicates set in 2016-17*

## TEAM

### Scoring

Most	Points
1. vs. <i>Saint Peter's</i> , 11/22/16, 1st qtr.	37
2. vs. Arkansas, 1/3/16, 2nd qtr.	35
3. vs. <i>Minnesota</i> , 12/11/16, 2nd qtr.	33
4. vs. <i>Hampton</i> , 11/20/16, 2nd qtr.	32
5. vs. <i>Kentucky</i> , 2/26/17, 4th qtr.	30
vs. <i>Kentucky</i> , 3/5/16, 4th qtr.	30
vs. <i>Ohio State</i> , 11/13/15, 1st qtr.	30

Fewest	Points
1. at <i>Mississippi State</i> , 1/24/16, 1st qtr.	7
2. vs. <i>Saint Peter's</i> , 11/22/16, 4th qtr.	8
vs. <i>UConn</i> , 2/8/16, 3rd qtr.	8
vs. <i>UConn</i> , 2/8/16, 1st qtr.	8
at <i>Texas A&amp;M</i> , 1/31/16, 2nd qtr.	8
at <i>Tennessee</i> , 2/15/16, 1st qtr.	8
at <i>Kentucky</i> , 1/14/16, 1st qtr.	8

Fewest Allowed	Points
1. vs. <i>Saint Peter's</i> , 11/22/16, 4th qtr.	4
vs. <i>Hampton</i> , 11/20/16, 4th qtr.	4
vs. <i>Georgia</i> , 2/18/16, 2nd qtr.	4
4. vs. <i>Maine</i> , 11/21/16, 1st qtr.	5
vs. <i>Auburn</i> , 3/4/16, 2nd qtr.	5
at <i>Ole Miss</i> , 2/25/16, 2nd qtr.	5
at <i>Auburn</i> , 1/21/16, 2nd qtr.	5
vs. <i>Missouri</i> , 1/10/16, 1st qtr.	5

Most Allowed	Points
1. vs. <i>Kentucky</i> , 2/26/17, 4th qtr.	32
2. vs. <i>Syracuse</i> , 3/25/16, 4th qtr.	30
3. vs. <i>Ohio State</i> , 11/13/15, 1st qtr.	26
4. vs. <i>Tennessee</i> , 1/30/17, 4th qtr.	24
vs. <i>Georgia</i> , 2/18/16, 4th qtr.	24
vs. <i>Missouri</i> , 1/10/16, 4th qtr.	24

### Margin of Difference

Lead	Score	Margin
1. vs. Arkansas, 1/3/16, 2nd qtr.	35-9	+26
2. vs. <i>Saint Peter's</i> , 11/22/16, 1st qtr.	37-12	+25
3. at <i>Auburn</i> , 1/5/17, 1st qtr.	29-6	+23
4. vs. Arkansas, 1/3/16, 3rd qtr.	29-7	+22
5. vs. <i>Winthrop</i> , 12/13/15, 1st qtr.	26-7	+19
at <i>Clemson</i> , 11/18/15, 3rd qtr.	27-8	+19

Deficit	Score	Margin
1. vs. <i>Syracuse</i> , 3/25/16, 4th qtr.	16-30	-14
2. vs. <i>UConn</i> , 2/8/16, 3rd qtr.	8-19	-11
at <i>Texas A&amp;M</i> , 1/31/16, 2nd qtr.	8-19	-11
4. vs. <i>Georgia</i> , 1/12/17, 2nd qtr.	10-20	-10
5. vs. <i>Tennessee</i> , 1/30/17, 2nd qtr.	10-19	-9
vs. <i>UConn</i> , 2/8/16, 1st qtr.	8-17	-9

### Field Goals

Made	FGM
1. vs. <i>Saint Peter's</i> , 11/22/16, 1st qtr.	15
2. vs. Arkansas, 1/3/16, 2nd qtr.	14
3. vs. <i>Minnesota</i> , 12/11/16, 3rd qtr.	12
vs. <i>Minnesota</i> , 12/11/16, 2nd qtr.	12
vs. <i>Ohio State</i> , 11/13/15, 4th qtr.	12
vs. <i>UNCG</i> , 11/15/15, 3rd qtr.	12

Attempts	FGA
1. at <i>Auburn</i> , 1/5/17, 1st qtr.	22
2. vs. <i>Vanderbilt</i> , 2/16/17, 1st qtr.	21
vs. <i>Tennessee</i> , 1/30/17, 1st	21
vs. <i>Minnesota</i> , 12/11/16, 1st qtr.	21
vs. <i>Saint Peter's</i> , 11/22/16, 1st qtr.	21
vs. <i>Kentucky</i> , 3/5/16, 1st qtr.	21
vs. <i>Ole Miss</i> , 1/28/16, 1st qtr.	21
vs. <i>Ohio State</i> , 11/13/15, 4th qtr.	21

Highest Percentage	FGM-A	Pct
1. vs. <i>Kentucky</i> , 3/5/16, 4th qtr.	11-13	.846
2. vs. <i>Hampton</i> , 12/16/15, 3rd qtr.	8-10	.800
3. vs. <i>LSU</i> , 2/28/16, 2nd qtr.	7-9	.778
4. at <i>Clemson</i> , 11/18/15, 3rd qtr.	9-12	.750
5. vs. Arkansas, 1/3/16, 2nd qtr.	14-19	.737

Lowest Percentage	FGM-A	Pct
1. vs. <i>Georgia</i> , 1/12/17, 2nd qtr.	1-12	.083
2. vs. <i>UCLA</i> , 12/18/16, 1st qtr.	2-15	.133
3. vs. <i>UConn</i> , 2/8/16, 3rd qtr.	3-17	.176
4. vs. <i>Georgia</i> , 2/18/16, 1st qtr.	2-11	.182
at <i>Mississippi State</i> , 1/24/16, 1st qtr.	2-11	.182

Lowest %age Allowed	FGM-A	Pct
1. vs. <i>Vanderbilt</i> , 2/16/17, 4th qtr.	1-16	.063
2. at <i>Florida</i> , 1/8/17, 2nd qtr.	1-14	.071
3. at <i>Auburn</i> , 1/5/17, 4th qtr.	1-12	.083
4. at <i>Ole Miss</i> , 2/25/16, 2nd qtr.	2-18	.111
vs. <i>Missouri</i> , 1/0/16, 1st qtr.	2-18	.111

Highest %age Allowed	FGM-A	Pct
1. at <i>LSU</i> , 1/15/17, 2nd qtr.	9-12	.750
2. vs. <i>Tennessee</i> , 1/30/17, 4th qtr.	9-13	.692
vs. <i>Mississippi St.</i> , 1/23/17, 2nd qtr.	9-13	.692
4. at <i>Vanderbilt</i> , 1/7/16, 2nd qtr.	8-13	.615
5. vs. <i>Georgia</i> , 1/12/17, 4th qtr.	9-15	.600
vs. <i>Elon</i> , 12/22/15, 3rd qtr.	6-10	.600
vs. <i>Ole Miss</i> , 1/28/16, 4th qtr.	9-15	.600

### Rebounding

Total	Rebs
1. at <i>Ohio state</i> , 11/14/16, 1st qtr.	20
2. vs. <i>Clemson</i> , 12/15/16, 2nd qtr.	18
vs. <i>Kansas State</i> , 3/20/16, 3rd qtr.	18
at <i>Alabama</i> , 2/22/16, 4th qtr.	18
5. at <i>Florida</i> , 1/18/17, 2nd qtr.	17
vs. <i>Clemson</i> , 12/15/16, 4th qtr.	17
vs. <i>Louisville</i> , 11/27/16, 3rd qtr.	17
vs. <i>Hampton</i> , 11/20/16, 4th qtr.	17
vs. <i>Ohio State</i> , 11/13/15, 3rd qtr.	17

Margin	Rebs	Margin
1. at <i>Alabama</i> , 2/22/16, 4th qtr.	18-3	+15
2. vs. <i>Clemson</i> , 12/15/16, 2nd qtr.	18-4	+14
3. vs. <i>Saint Peter's</i> , 11/22/16, 1st qtr.	16-3	+13
vs. <i>Hampton</i> , 12/16/15, 4th qtr.	15-2	+13
5. at <i>Ohio State</i> , 11/14/16, 1st qtr.	20-9	+11
vs. <i>Kansas State</i> , 3/20/16, 3rd qtr.	18-7	+11
vs. <i>Hampton</i> , 12/16/15, 2nd qtr.	16-5	+11

## INDIVIDUAL

### Scoring

Most	Points
1. <i>Kaela Davis</i> at <i>Auburn</i> , 1/5/17, 1st qtr.	19
2. <i>Tina Roy</i> vs. Arkansas, 1/3/16, 3rd qtr.	15
3. <i>Kaela Davis</i> vs. <i>Minnesota</i> , 12/11/16, 2nd qtr.	14
<i>Tina Roy</i> vs. <i>Syracuse</i> , 3/25/16, 2nd qtr.	14
5. <i>Allisha Gray</i> vs. <i>Mississippi St.</i> , 1/23/17, 3rd qtr.	12
<i>Alaina Coates</i> vs. <i>Hampton</i> , 11/20/16, 2nd qtr.	12
<i>Alaina Coates</i> vs. <i>Kentucky</i> , 2/4/16, 4th qtr.	12
<i>A'ja Wilson</i> , vs. <i>Duke</i> , 12/6/15, 3rd qtr.	12
<i>A'ja Wilson</i> vs. <i>Ohio State</i> , 11/13/15, 4th qtr.	12

### Rebounding

Most	Rebs
1. <i>Alaina Coates</i> at <i>Arkansas</i> , 2/5/17, 1st qtr.	9
<i>Alaina Coates</i> at <i>Georgia</i> , 1/26/17, 2nd qtr.	9
3. <i>Alaina Coates</i> vs. <i>Georgia</i> , 1/12/17, 1st qtr.	8
<i>A'ja Wilson</i> at <i>Florida</i> , 1/8/17, 2nd qtr.	8
<i>A'ja Wilson</i> vs. <i>UCLA</i> , 12/18/16, 4th qtr.	8
<i>Alaina Coates</i> vs. <i>Louisville</i> , 11/27/16, 3rd qtr.	8
<i>Alaina Coates</i> vs. <i>Hampton</i> , 11/20/16, 3rd qtr.	8
<i>Alaina Coates</i> vs. <i>Ole Miss</i> , 1/28/16, 2nd qtr.	8



# Staley Era Team Records

*Italics indicates set in 2016-17*

## Scoring

Most	Points
1. vs. Savannah State, 12/14/14	111
2. at Alabama, 1/8/15	102
3. vs. Clemson, 11/20/14	99
vs. Ole Miss, 1/30/14	99
vs. Charleston Southern, 11/9/13	99

Fewest	Points
1. at Stanford, 11/26/10	32
2. vs. Georgia, 3/4/11	34
3. vs. Mississippi State, 3/5/09	39
4. at Georgia, 1/13/13	40
5. at Mississippi State, 2/26/09	41

Fewest Allowed	Points
1. vs. South Carolina State, 12/14/11	21
2. vs. Presbyterian, 11/27/11	24
3. vs. NC Central, 12/1/14	26
vs. SC State, 12/22/13	26
5. vs. NC Central, 12/2/13	27

Most Allowed	Points
1. at Clemson, 11/19/09	94
2. vs. North Carolina, 12/20/09	93
3. vs. Kentucky, 2/26/17	87
at Connecticut, 2/9/15	87
5. vs. Xavier, 11/12/10	84

## Margin of Outcome

Victory	Score	Margin
1. vs. Charleston Southern, 11/8/13	99-29	+70
2. vs. NC Central, 12/1/14	90-26	+64
3. vs. Savannah State, 12/14/14	111-49	+62
4. vs. Clemson, 11/20/14	99-41	+58
5. vs. Saint Peter's, 11/22/16	93-38	+55

Defeat	Score	Margin
1. at Stanford, 11/26/10	32-70	-38
2. vs. Georgia, 3/4/11	34-66	-32
3. vs. Stanford, 12/19/08	47-78	-31
4. at Penn State, 11/21/10	48-78	-30
5. vs. Connecticut, 12/28/08	48-77	-29

## Field Goals

Made	FGM
1. vs. Charleston Southern, 11/8/13	39
2. vs. Minnesota, 12/11/16	38
vs. Savannah State, 12/14/14	38
vs. Clemson, 11/20/14	38
5. vs. Saint Peter's, 11/22/16	37
vs. Kentucky, 3/5/16	37
at Alabama, 1/8/15	37
vs. Central Michigan, 12/20/14	37

Attempts	FGA
1. vs. Penn State, 11/20/11	76
2. at Clemson, 11/19/09	74
3. vs. Tennessee, 1/20/11	73
4. vs. Minnesota, 12/11/16	72
vs. Central Michigan, 12/20/14	72
vs. Clemson, 11/20/14	72
vs. Kansas, 3/25/13	72

Highest Percentage (Min. 40 FGA)	FGM-A	Pct
1. vs. Savannah State, 3/20/15	34-53	.642
2. at Alabama, 1/8/15	37-58	.638
3. vs. Kentucky, 2/26/17	34-55	.618
4. vs. Florida State, 3/29/15	30-49	.612
5. vs. Charleston Southern, 11/14/13	39-64	.609

Lowest Percentage (Min. 40 FGA)	FGM-A	Pct
1. at Stanford, 11/26/10	12-55	.218
2. vs. Georgia, 3/4/11	12-52	.231
3. at Florida, 1/20/13	15-64	.234
4. at Kentucky, 2/5/09	13-55	.236
5. at Georgia, 1/2/11	13-54	.241

Lowest %age Allowed (Min. 40 FGA)	FGM-A	Pct
1. vs. South Carolina State, 12/14/11	6-48	.125
2. vs. NC Central, 12/2/13	8-50	.160
3. vs. Charleston Southern, 11/8/13	10-54	.185
4. vs. Arkansas, 3/6/15	11-57	.193
vs. Hampton, 11/22/12	11-57	.193

Highest %age Allowed (Min. 40 FGA)	FGM-A	Pct
1. vs. Connecticut, 12/28/08	35-62	.565
vs. Florida, 1/9/11	26-46	.565
3. vs. Xavier, 11/12/10	34-61	.557
4. at Connecticut, 2/9/15	31-56	.554
5. at Kentucky, 1/13/11	30-55	.545

## 3-Point Field Goals

Made	3FGM
1. vs. Minnesota, 12/11/16	16
2. at Auburn, 1/5/17	14
3. vs. Kentucky, 3/5/16	12
4. vs. Arkansas, 1/3/16	11
at Alabama, 1/8/15	11

Attempts	3FGA
1. vs. Minnesota, 12/11/16	33
2. vs. Syracuse, 3/25/16	32
3. vs. Penn State, 11/20/11	29
4. at Auburn, 1/5/17	28
vs. College of Charleston, 11/14/13	28
vs. North Carolina, 12/19/10	28

Percentage (Min. 5 3FGA)	3FGM-A	Pct
1. vs. Oregon State, 3/25/14	4-6	.667
vs. Ole Miss, 1/30/14	4-6	.667
vs. Savannah State, 12/28/13	4-6	.667
vs. Western Carolina, 12/29/12	6-9	.667
at Alabama, 1/10/10	8-12	.667
vs. Charlotte, 12/21/08	8-12	.667

## Free Throws

Made	FTM
1. vs. Savannah State, 12/14/14	34
vs. Oregon State, 3/25/14	34
3. vs. Missouri, 1/10/16	32
vs. Ole Miss, 1/30/14	32
at Mississippi State, 1/6/12	32

Attempts	FTA
1. at Mississippi State, 1/6/13	50
2. vs. Savannah State, 12/28/13	48
3. vs. Savannah State, 12/14/14	47
4. vs. Missouri, 2/2/14	46
5. vs. Seton Hall, 11/17/13	44
vs. South Carolina State, 12/21/12	44

Percentage (Min. 10 FTA)	FTM-A	Pct
1. at Texas A&M, 2/23/17	15-16	.923
2. vs. Alabama, 1/19/14	10-11	.909
3. at Arkansas, 2/5/17	18-20	.900
4. vs. Auburn, 1/2/09	23-26	.885
5. at UCLA, 11/22/15	14-16	.875
vs. San Diego State, 11/28/09	14-16	.875

## Rebounding

Total	Rebs
1. vs. College of Charleston, 11/14/13	62
2. at Florida, 1/20/13	59
3. at Alabama, 2/22/16	58
4. vs. Hampton, 11/22/12	57
5. vs. Savannah State, 12/14/14	56

Margin	Rebs	Margin
1. vs. Savannah State, 12/14/14	56-21	+35
2. vs. Hampton, 12/16/15	52-19	+33
3. at Alabama, 2/7/13	53-24	+29
4. at Alabama, 2/22/16	58-31	+28
vs. Hampton, 12/17/14	48-21	+27

Offensive	Off. Rebs
1. vs. Elon, 11/9/12	29
2. vs. College of Charleston, 11/23/11	27
3. vs. Kansas, 3/25/13	26
at Florida, 1/20/13	26
5. vs. Savannah State, 11/15/12	25
vs. Penn State, 11/20/11	25
at Penn State, 11/21/10	25

## Turnovers

Fewest	TOs
1. at Tennessee, 2/2/12	4
2. vs. Vanderbilt, 2/16/17	5
vs. CSU Bakersfield, 11/28/15	5
at Clemson, 11/18/15	5
vs. Syracuse, 11/28/14	5
vs. Tennessee, 2/23/15	5
at Missouri, 2/28/13	5
vs. Georgia, 3/2/12	5
vs. Ole Miss, 3/3/11	5

Most	TOs
1. at Wake Forest, 12/3/08	32
2. at Ole Miss, 2/25/16	29
vs. Hampton, 11/22/12	29
vs. Kentucky, 1/15/12	29
4. at Kentucky, 1/13/11	28

## Assists

1. vs. Minnesota, 12/11/16	29
2. vs. NC Central, 12/1/14	26
3. vs. Winthrop, 12/13/15	25
vs. UNCG, 11/15/15	25
vs. San Diego State, 11/23/14	25
vs. Clemson, 11/20/14	25
vs. Alabama, 1/19/14	25
vs. Charleston Southern, 11/8/13	25

## Steals

1. vs. NC Central, 12/1/14	21
vs. Furman, 12/11/11	21
3. vs. San Diego State, 11/23/14	18
4. vs. Saint Peter's, 11/22/16	17
vs. Charleston Southern, 11/8/13	17

## Blocked Shots

1. vs. Winthrop, 12/13/15	16
2. vs. Arkansas, 3/6/15	15
3. at Mississippi State, 2/6/14	14
vs. Kentucky, 1/9/14	14
5. at Kentucky, 3/1/15	12
vs. Charleston Southern, 11/8/13	12



# Dawn Staley

## Head Coach

### 9th Season at South Carolina

### Virginia, 1992

When three-time Olympic gold medalist Dawn Staley took the reins of the University of South Carolina women's basketball program on May 10, 2008, the Gamecocks' stature immediately rose not just in the Southeastern Conference but on the national stage as well. Building on a foundation of hard work, defensive effort and a "team first" mentality, South Carolina began to realize those expectations in 2011-12, and the program has continued to thrive as one of seven in the nation to be ranked in every Associated Press Top 25 poll since the start of the 2013-14 season. The Gamecocks boast five straight 25-win seasons, which include four SEC regular-season championships (2014, 2015, 2016, 2017), two SEC Tournament titles (2015, 2016), an NCAA Final Four appearance (2015) and three other Sweet 16 seasons (2012, 2014, 2016), the program's first ever No. 1 national ranking and a school-record 34 wins in 2014-15. Staley's success has united every demographic in the state of South Carolina as the Gamecocks' fan base tripled over a span of three seasons, and twice led the nation in home attendance (2014-15, 2015-16).

While her coaching career is blossoming, Staley is still recognized for her body of work as a one of the most decorated participants in United States women's basketball history. The Naismith Memorial Basketball Hall of Fame solidified her legacy with her enshrinement as part of the Class of 2013. The Phoenix Club of Philadelphia established the Dawn Staley Award recognizing the nation's top guard in women's Division I basketball in 2013 as well. Staley was inducted into the Women's Basketball Hall of Fame as part of the Class of 2012 and was one of the final nominees for induction to the U.S. Olympic Hall of Fame the same year. In the summer of 2011, the WNBA recognized her as one of the league's "Top 15," honoring the most influential players in the league's history.

Now in her 17th season as a head coach, Staley has amassed a 384-160 (.706) record, including her 212-80 (.726) slate in her ninth season at South Carolina. She has led her teams to seven 25-win seasons, a total of 13 postseason appearances (two WNIT) and 68 weeks in the Associated Press top 10, including 12 in the No. 1 spot. Also a force in USA Basketball, she has been the head coach of three gold medal teams – 2015 FIBA U19 World Championships, 2014 FIBA U18 Americas Championship, 2007 Pan Am Games – and served as an assistant on the Senior National Team 2006-08 and again from 2014 to present, helping the team to gold medals in the 2014 FIBA World Championship and the 2008 and 2016 Olympic Games.

In her ninth season at the helm of the Gamecocks, Staley has been named National Coach of the Year (2014, Basketball Times), a Naismith National Coach of the Year Finalist (2014, 2015, 2016), SEC Coach of the Year (2014, Coaches and AP; 2015, Coaches; 2016, Coaches and AP) and BCA Female Coach of the Year (2012). She became the fastest coach to 200 wins in program history, needing just 277 games at South Carolina to reach the plateau.

Under Staley's leadership, four Gamecocks have collected eight All-America selections, two have picked up four SEC Player of the Year honors, two have earned SEC Defensive Player of the Year recognition, one has been the SEC 6th Player of the Year and three were named SEC Freshman of the Year. She has coached 10 Gamecocks who earned All-SEC honors a combined 21 times, including 11 first-team selections, and two Gamecocks have been selected in the WNBA Draft in the last two seasons, including 2016 selection Tiffany Mitchell who became the third first-round selection for South Carolina and went on to earn WNBA All-Rookie Team honors.

### Coaching Highlights

#### College

- 11 NCAA Tournament Appearances (5 at South Carolina)
- 12 20-Win Seasons (6 at South Carolina)
- 5 Regular-Season Conference Titles (SEC 2014, 2015, 2016, 2017; A-10 2008)
- 6 Conference Tournament Titles (SEC 2015, 2016; A-10 2002, 2004, 2005, 2006)
- 3-time Naismith National Coach of the Year Finalist (2014, 2015, 2016)
- Basketball Times National Coach of the Year (2014)
- 4-time WBCA Region Coach of the Year (Region 3 2014, 2015, 2016; Region 1 2005)
- Five-time Conference Coach of the Year (SEC 2014, 2015, 2016; A-10 2004, 2005)

#### USA Basketball

- Senior National Team Asst. Coach (2006-08, 2014-16) – Rio Olympics gold medal (2016), FIBA World Championship gold medal (2014), Beijing Olympics gold medal (2008), FIBA Americas Championship gold medal (2007), FIBA World Championship bronze medal (2006)
- U19 National Team Head Coach – FIBA U19 World Championship gold medal (2015)
- U18 National Team Head Coach – FIBA U18 Americas Championship gold medal (2014)
- Pan Am Games Head Coach – Gold medal (2007)

### Playing Highlights

#### U.S. Professional – 11 seasons

- Five-time WNBA All-Star (2001, 2002, 2003, 2005, 2006)
- Two-time ABL All-Star (1997, 1998)
- WNBA All-Decade Team

#### USA Basketball

- Olympic gold medalist (1996, 2000, 2004)
- Flag bearer for U.S. in Olympic Games Opening Ceremony (2004)
- Two-time USA Basketball Female Athlete of the Year (1994, 2004)

#### College – Virginia (1989-92)

- Kodak All-America (1990, 1991, 1992)
- Honda-Broderick Cup Award for Collegiate Female Athlete of the Year (1991)
- Two-time ACC Player of the Year (1991, 1992)
- NCAA Tournament MOP (1991)

### Other Notables

- Naismith Memorial Basketball Hall of Fame, Class of 2013
- Order of the Palmetto Recipient (2013)
- Women's Basketball Hall of Fame, Class of 2012

### Year-by-Year Coaching Record

Year	School	Record	Conf. Rec.	Conf. Finish	Postseason
2000-01	Temple	19-11	11-5	2nd East	WNIT
2001-02	Temple	20-11	12-4	2nd East	A-10 Tourn. Champ./NCAA 1st Round
2002-03	Temple	14-15	9-7	2nd East	
2003-04	Temple	21-10	14-2	1st East	A-10 Tourn. Champ./NCAA 1st Round
2004-05	Temple	28-4	16-0	1st East*	A-10 Tourn. Champ./NCAA 2nd Round
2005-06	Temple	24-8	12-4	3rd	A-10 Tourn. Champ./NCAA 1st Round
2006-07	Temple	25-8	13-1	2nd	NCAA 2nd Round
2007-08	Temple	21-13	12-2	T-1st	NCAA 1st Round
2008-09	South Carolina	10-18	2-12	11th	
2009-10	South Carolina	14-15	7-9	T-7th	
2010-11	South Carolina	18-15	8-8	T-5th	WNIT 2nd Round
2011-12	South Carolina	25-10	10-6	T-4th	NCAA Sweet 16
2012-13	South Carolina	25-8	11-5	T-4th	NCAA 2nd Round
2013-14	South Carolina	29-5	14-2	1st	NCAA Sweet 16
2014-15	South Carolina	34-3	15-1	T-1st	SEC Tourn. Champ./NCAA Final Four
2015-16	South Carolina	33-2	16-0	1st	SEC Tourn. Champ./NCAA Sweet 16
2016-17	South Carolina	24-4	14-2	1st	
<b>Career</b>	<b>17th season</b>	<b>384-160</b>	<b>196-70</b>		
<b>At SC</b>	<b>9th season</b>	<b>212-80</b>	<b>97-45</b>		



# ARAION BRADSHAW

# #12

**5-6 • Fr. • G • Boston, Mass. • Tabor Academy**  
**Major: Civil Engineering**

### This Season's Highlights

- Played in 19 games, including 11 SEC contests
- Grabbed career-high three rebounds at Arkansas (Feb. 5), all in six fourth-quarter minutes
- Started the second half at Georgia (Jan. 26), connecting on a 3-pointer to open the Gamecocks' scoring in the third quarter and stretch the lead to nine
- Matched her season high with 15 minutes at Savannah State (Dec. 21)

### Prior to South Carolina

- Ranked as the No. 32 recruit overall and No. 10 guard in the Class of 2016
- Helped high school to back-to-back finals in the NEPSAC Class A Tournament
- Earned NEPSAC Class A East All-Star honors as a senior

### Career Highs

**Pts** ..... 3, 4x, last at Georgia, 1/26/17  
**Rebs** ..... 3, 2x, last at Arkansas, 2/5/17  
**3FGs** ..... 1, 3x, last at Georgia, 1/26/17  
**Stls** ..... 2 vs. Hampton, 11/20/16  
**Assts** ..... 2, 2x, last vs. Alabama, 1/1/17  
**Min.** 15, 2x, last at Savannah St., 12/21/16

### SEC Career Highs

**Pts** ..... 3, 2x, last at Georgia, 1/26/17  
**Rebs** ..... 3, 2x, last at Arkansas, 2/5/17  
**3FGs** ..... 1, 2x, last at Georgia, 1/26/17  
**Stls** ..... 1 vs. Ole Miss, 1/19/17  
**Assts** ..... 2 vs. Alabama, 1/1/17  
**Min.** ..... 10 vs. Auburn, 2/9/17

### 2016-17 Game-by-Game Stats

Opponent	Date	GS	MIN	FG-A	3FG-A	FT-A	Reb	A	TO	B	S	TP
at Ohio State	11/14	1	0-0	0-0	0-0	0	0	0	0	0	0	0
Hampton	11/20	10	0-0	0-0	0-0	1	1	0	0	2	0	0
Maine	11/21	9	0-1	0-0	0-0	0	1	1	0	0	0	0
Saint Peter's	11/22	15	1-1	1-1	0-0	0	1	1	0	0	3	0
vs. Louisville	11/27	4	0-1	0-0	0-0	0	0	0	0	0	0	0
at Texas	12/1					— DNP —						
at Duke	12/4					— DNP —						
Minnesota	12/11	12	1-3	1-2	0-0	2	2	2	0	1	3	0
Clemson	12/15	9	0-0	0-0	0-0	1	1	0	0	0	0	0
UCLA	12/18					— DNP —						
at Sav. State	12/21	15	1-4	0-2	0-0	1	1	0	0	1	2	0
Alabama	1/1	6	0-2	0-1	1-2	3	2	1	0	0	1	0
at Auburn	1/5					— DNP (injury) —						
at Florida	1/8	3	0-0	0-0	0-0	0	0	0	0	0	0	0
Georgia	1/12					— DNP —						
at LSU	1/15	4	1-1	1-1	0-0	1	0	2	0	0	3	0
Ole Miss	1/19	2	0-0	0-0	2-2	0	0	0	0	1	2	0
Miss. State	1/23					— DNP —						
at Georgia	1/26	7	1-2	1-2	0-0	0	1	0	0	0	3	0
Tennessee	1/30	2	0-0	0-0	0-0	0	0	0	0	0	0	0
at Kentucky	2/2	3	0-0	0-0	0-0	0	0	1	0	0	0	0
at Arkansas	2/5	7	0-2	0-0	0-0	3	1	1	0	0	0	0
Auburn	2/9	10	0-2	0-1	0-0	1	0	0	0	0	0	0
at UConn	2/13					— DNP —						
Vanderbilt	2/16	6	0-0	0-0	1-2	0	1	0	0	0	1	0
at Missouri	2/19					— DNP —						
at Texas A&M	2/23	2	0-0	0-0	2-2	1	0	0	0	0	2	0
Kentucky	2/26					— DNP —						

### Career Stats at South Carolina

Year	GP	GS	Min	Avg	FG	FGA	Pct	3FG	FGA	Pct	FT	FTA	Pct	Off	Def	Tot	Avg	PF	FO	A	TO	Blk	Stl	Pts	Avg
2016-17	19	0	127	6.7	5	19	.263	4	10	.400	6	8	.750	4	10	14	0.7	15	0	12	9	0	5	20	1.1



# DONIYAH CLINEY

# #4

**6-0 • So. • G • Newark, N.J. • Malcolm X Shabazz**  
**Major: Sociology**

## This Season's Highlights

- Played in every game with one start
- Led team in rebounding twice – Saint Peter's, at Savannah St.
- Baseline jumper last in second quarter at Texas A&M (Feb. 23) launched 10-4 run to close the half turned a back-and-forth opening 20 minutes into a six-point Gamecock lead
- Active on offensive glass at Arkansas (Feb. 5), grabbing four of her five on the offensive end – second-most on the team
- Facilitated the offense at #25/- Kentucky (Feb. 2) with a game-high six assists, the first of which led to a layup that sparked game-changing 22-4 run to close the first half
- Hit a 3-pointer to give Gamecocks first lead at Georgia (Jan. 26) and closed game with four of last five points
- Picked up two of her three steals in final minute of the first quarter at LSU (Jan. 15) to help Gamecocks to nine-point lead
- Dished out three of her career-best six assists at Auburn (Jan. 5) in the fourth quarter
- Slowed down #9/9 UCLA's backcourt attack (Dec. 18) and netted the final four points of the second quarter to even the score and give the Gamecocks momentum heading into halftime
- Made an impact on the glass against Clemson (Dec. 15), grabbing a career-best nine boards, including three offensive ... netted a season-high seven points and came up with a steal and layup in transition to cap a pivotal 12-2 Gamecock run in the third quarter that put Carolina in control
- Was solid defensively in 20 minutes off the bench against #4/4 Louisville (Nov. 27)
- Tied for team lead in rebounds with eight against Saint Peter's (Nov. 22)

## Career Summary

- Posted first career double-digit scoring game in first career start against #16/19 Florida (Feb. 11)
- Made her South Carolina debut at Vanderbilt (Jan. 7) after missing early season with hand injury

## Miscellaneous

	Season	Career
<b>10+ Points</b>	0	1
<b>Tm-High Rebs</b>	2	2
<b>Tm-High Assists</b>	2	2

## Career Highs

<b>Pts</b> .....	10 vs. Florida, 2/11/16
<b>Rebs</b> .....	9 vs. Clemson, 12/15/16
<b>3FGs</b> .....	1, 9x, last at Missouri, 2/19/17
<b>Stls</b> .....	3, 3x, last at Arkansas, 2/5/17
<b>Assts</b> .....	6, 2x, last at Kentucky, 2/2/17
<b>Min</b> .....	30 vs. Minnesota, 12/11/16

## SEC Career Highs

<b>Pts</b> .....	10 vs. Florida, 2/11/16
<b>Rebs</b> .....	5, 3x, last vs. Vanderbilt, 2/16/17
<b>3FGs</b> .....	1, 7x, last at Missouri, 2/19/17
<b>Stls</b> .....	3, 3x, last at Arkansas, 2/5/17
<b>Assts</b> .....	6, 2x, last at Kentucky, 2/2/17
<b>Min</b> .....	26 vs. Kentucky, 2/4/16

## Season Highs

<b>Pts</b> .....	7, 2x, last at Georgia, 1/26
<b>Rebs</b> .....	9 vs. Clemson, 12/15
<b>3FGs</b> .....	1, 5x, last at Missouri, 2/19
<b>Stls</b> .....	3, 2x, last at Arkansas, 2/5
<b>Assts</b> .....	6, 2x, last at Kentucky, 2/2
<b>Min</b> .....	30 vs. Minnesota, 12/11

## 2016-17 Game-by-Game Stats

Opponent	Date	GS	MIN	FG-A	3FG-A	FT-A	Reb	A	TO	B	S	TP
at Ohio State	11/14		13	0-2	0-0	0-0	1	0	0	0	0	0
Hampton	11/20		17	1-2	0-0	0-0	1	0	2	0	2	2
Maine	11/21		22	1-2	0-1	2-2	4	4	1	0	2	4
Saint Peter's	11/22		20	1-2	1-1	0-0	8	1	1	0	2	3
vs. Louisville	11/27		20	0-1	0-1	3-6	4	0	3	0	0	3
at Texas	12/1		4	0-0	0-0	0-0	0	0	0	0	0	0
at Duke	12/4		2	0-0	0-0	0-0	0	0	1	0	0	0
Minnesota	12/11	*	30	3-5	0-1	0-0	8	3	0	1	0	6
Clemson	12/15		19	2-4	0-0	3-5	9	1	1	0	1	7
UCLA	12/18		29	1-4	0-1	4-6	4	0	0	0	1	6
at Sav. State	12/21		21	1-2	0-0	1-2	7	0	2	0	1	3
Alabama	1/1		20	0-1	0-0	1-2	5	1	1	0	1	1
at Auburn	1/5		21	1-1	1-1	0-0	1	6	1	0	0	3
at Florida	1/8		15	0-1	0-1	1-2	1	0	1	0	1	1
Georgia	1/12		21	0-3	0-1	0-0	4	1	1	0	1	0
at LSU	1/15		23	1-3	0-1	1-2	1	0	1	0	3	3
Ole Miss	1/19		20	2-6	0-2	0-2	2	1	1	0	2	4
Miss. State	1/23		7	0-0	0-0	1-2	0	0	0	0	0	1
at Georgia	1/26		19	2-3	1-1	2-2	4	1	1	0	2	7
Tennessee	1/30		16	0-2	0-1	0-0	1	0	2	0	2	0
at Kentucky	2/2		17	1-1	1-1	0-0	1	6	1	0	1	3
at Arkansas	2/5		24	0-4	0-1	0-0	5	1	3	0	3	0
Auburn	2/9		15	1-1	0-0	0-0	1	1	3	0	0	2
at UConn	2/13		3	0-0	0-0	0-0	0	0	0	0	0	0
Vanderbilt	2/16		14	1-2	0-1	0-2	5	3	1	0	0	2
at Missouri	2/19		18	1-3	1-1	0-0	0	0	0	0	2	3
at Texas A&M	2/23		11	1-1	0-0	0-0	2	0	2	0	1	2
Kentucky	2/26		9	0-1	0-0	0-0	1	0	0	0	0	0

## Career Stats at South Carolina

Year	GP	GS	Min	Avg	FG	FGA	Pct	3FG	FGA	Pct	FT	FTA	Pct	Off	Def	Tot	Avg	PF	FO	A	TO	Blk	Stl	Pts	Avg
2014-15					— Did Not Play —																				
2015-16	20	3	219	11.0	20	47	.426	4	13	.308	18	27	.667	5	11	16	0.8	24	0	14	21	1	10	62	3.1
2016-17	28	1	470	16.8	21	57	.368	5	17	.294	19	35	.543	33	47	80	2.9	41	0	30	30	1	28	66	2.4
<b>Career</b>	<b>48</b>	<b>4</b>	<b>689</b>	<b>14.4</b>	<b>41</b>	<b>104</b>	<b>.394</b>	<b>9</b>	<b>30</b>	<b>.300</b>	<b>37</b>	<b>62</b>	<b>.597</b>	<b>38</b>	<b>58</b>	<b>96</b>	<b>2.0</b>	<b>65</b>	<b>0</b>	<b>44</b>	<b>51</b>	<b>2</b>	<b>38</b>	<b>128</b>	<b>2.7</b>



# ALAINA COATES

# #41

**6-4 • Sr. • C • Irmo, S.C. • Dutch Fork**  
**Major: Sociology**

## Career Highlights

Rated No. 9 player in the nation by espnW  
Four-time All-SEC (in 2016, 2017 First Team; 2014, 2015 Second Team)  
Two-time SEC All-Defensive Team (2015, 2017)  
Wooden Award Late Season Top 20 (2017)  
Naismith Trophy Top 30 Watch List (2017)  
USBWA Drysdale Midseason and Wade Watch Lists (2017)  
2017 Preseason All-America Second Team (espnW, Lindy's, Sporting News)

Naismith Midseason Watch List (2015-16)  
2016 NCAA Sioux Falls All-Regional Team  
2015 NCAA Greensboro Region MOP  
2015 SEC All-Tournament Team  
SEC Co-6th Player of the Year (2014 Coaches)  
SEC Freshman of the Year (2014 Coaches, AP)  
Freshman All-America First Team (2013-14 Full Court)  
SEC All-Freshman Team (2014)  
2015 Pan American Games, silver medal (USA)

## Miscellaneous

	Season	Career
<b>Triple-Double</b>	0	1
<b>Double-Double</b>	15	57
<b>20+ Points</b>	4	16
<b>10+ Points</b>	19	91
<b>10+ Rebounds</b>	17	66
<b>5+ Blocks</b>	0	4
<b>Tm-High Points</b>	9	28
<b>Tm-High Rebs.</b>	20	78

## This Season's Highlights

- Selected to be a team captain this season
- Three-time SEC Player of the Week (11/15-21, 11/22-28, 12/13-19); USBWA National Player of the Week (12-13/19)
- Tops the SEC and is third in the nation in field goal percentage ... is seventh nationally and first in the conference in rebounds ... comes in 20th in the SEC in scoring
- Led the league with 11.1 rebounds in conference play ... averaged a double-double in SEC play – 12.7 ppg, 11.1 rpg
- Returned from ankle injury to fall just one rebound shy of a double-double against #22/- Kentucky (Feb. 26), picking up eight of her 13 points in the first half
- Netted 10 points and grabbed nine of her game-high 15 boards in the second half at #1/1 UConn (Feb. 13) to notch her fourth double-double against a top-10 opponent this season
- Dominated down low early and often at Arkansas (Feb. 5), beginning with personal 6-0 run in first quarter to open 13-2 lead just 4:30 into the game and recording her double-double with 3:00 left in first half ... career-high 19 rebounds are most by any SEC player this season
- Converted a key layup to put Carolina ahead by three with 25 seconds to play against #4/4 Mississippi State (Jan. 23)
- Had six points and six rebounds in eight first-quarter minutes against Ole Miss (Jan. 19), scoring another six points during

## 2016-17 Game-by-Game Stats

Opponent	Date	GS	MIN	FG-A	3FG-A	FTA	Reb	A	TO	B	S	TP
at Ohio State	11/14	*	31	4-7	0-0	2-4	13	3	2	1	0	10
Hampton	11/20	*	24	12-16	0-0	4-7	16	1	0	2	1	28
Maine	11/21	*	22	6-7	0-0	0-1	14	0	0	1	1	12
Saint Peter's	11/22	*	19	8-9	0-0	0-2	7	2	0	1	1	16
vs. Louisville	11/27	*	31	5-9	0-0	7-9	14	1	3	1	4	17
at Texas	12/1	*	22	0-2	0-0	6-8	7	0	0	2	0	6
at Duke	12/4	*	37	3-7	0-0	2-2	5	2	2	2	1	8
Minnesota	12/11	*	25	7-8	0-0	2-3	11	2	3	4	1	16
Clemson	12/15	*	30	8-10	0-0	3-4	10	3	2	4	2	19
UCLA	12/18	*	24	5-10	0-0	10-13	14	0	1	1	0	20
at Sav. State	12/21	*	21	3-5	0-0	3-4	7	2	1	0	0	9
Alabama	1/1	*	23	8-10	0-0	3-4	11	1	1	2	3	19
at Auburn	1/5	*	30	2-2	0-0	1-2	6	0	1	2	1	5
at Florida	1/8	*	32	6-10	0-0	2-4	13	2	3	2	1	14
Georgia	1/12	*	30	4-7	0-0	4-6	11	1	0	0	2	12
at LSU	1/15	*	30	8-10	0-0	8-11	11	2	2	1	2	24
Ole Miss	1/19	*	30	6-10	0-0	3-4	15	2	1	1	3	15
Miss State	1/23	*	31	3-5	0-0	3-4	12	3	2	1	0	9
at Georgia	1/26	*	28	0-5	0-0	1-4	13	0	0	4	3	1
Tennessee	1/30	*	24	3-7	0-0	1-2	9	2	0	0	1	7
at Kentucky	2/2	*	30	8-9	0-0	4-5	18	1	4	1	0	20
at Arkansas	2/5	*	30	8-11	0-0	2-2	19	4	1	1	2	18
Auburn	2/9	*	31	7-9	0-0	2-4	9	1	2	1	0	16
at UConn	2/13	*	34	4-6	0-0	2-4	15	4	3	0	0	10
Vanderbilt	2/16	*	29	6-9	0-0	3-6	7	2	2	3	1	15
at Missouri	2/19	*	20	1-1	0-0	0-0	3	1	2	0	0	2
at Texas A&M	2/23					— DNP —						
Kentucky	2/26	*	27	5-8	0-0	3-5	9	2	1	1	2	13

## Career Highs

<b>Pts</b> .....	29 vs. Winthrop, 12/13/15
<b>Rebs</b> .....	19 at Arkansas, 2/5/17
<b>Blks</b> .....	10 vs. Winthrop, 12/13/15
<b>Stls</b> .....	4, 2x, last vs. Louisville, 11/27/16
<b>Assts</b> .....	6 at Texas A&M, 1/31/16
<b>Min.</b> .....	38 at Texas A&M, 1/31/16

## SEC Career Highs

<b>Pts</b> .....	27 vs. Kentucky, 2/4/16
<b>Rebs</b> .....	19 at Arkansas, 2/5/17
<b>Blks</b> .....	5, 3x, last vs. Alabama, 1/29/15
<b>Stls</b> .....	4 at Tennessee, 2/15/16
<b>Assts</b> .....	6 at Texas A&M, 1/31/16
<b>Min.</b> .....	38 at Texas A&M, 1/31/16

## Season Highs

<b>Pts</b> .....	28 vs. Hampton, 11/20
<b>Rebs</b> .....	19 at Arkansas, 2/5
<b>Blks</b> .....	4, 3x, last at Georgia, 1/26
<b>Stls</b> .....	4 vs. Louisville, 11/27
<b>Assts</b> .....	4, 2x, last at UConn, 2/13
<b>Min.</b> .....	37 at Duke, 12/4

a 13-3 Gamecock run that ended the second quarter with a double-digit Gamecock lead

- Netted 18 of her game-high 24 points in the first half at LSU (Jan. 15), going 8-of-11 from the line
- Great on the glass in the opening 10 minutes against Georgia (Jan. 12) with eight rebounds, which tied for the most in one quarter in program history
- Notched 50th career double-double against Alabama (Jan. 1), posting nine points and five boards in the first quarter
- Scored 11 of her 20 points against #9/9 UCLA (Dec. 18) in the third quarter to fuel Carolina's game-changing 24-5 run that turned a first-half deficit into a double-digit lead late in the period
- Controlled the glass down the stretch against #14/15 Texas (Dec. 1) with seven second-half boards, the sixth of which gave her 1,000 for her career
- Matched a career high with four steals against #4/4 Louisville (Nov. 27), including one that led to a pivotal 3-point play for Carolina at the end of the first half

## Career Summary

- Is third Gamecock all-time to amass 1,000 career points and 1,000 career rebounds and now stands second in program history in career boards
- Is just fourth Gamecock all-time to accrue 1,500 career points playing every season in the SEC, 12th overall
- Ranks first among active NCAA Division I players in career rebounds and double-doubles (57), ranking seventh in career field goal percentage (.620)

## Career Stats at South Carolina

Year	GP	GS	Min	Avg	FG	FGA	Pct	3FG	FGA	Pct	FT	FTA	Pct	Off	Def	Tot	Avg	PF	FO	A	TO	Blk	Stl	Pts	Avg
2013-14	34	1	668	19.6	148	242	.612	0	0	—	121	185	.654	82	203	285	8.4	83	1	11	57	73	17	417	12.3
2014-15	36	5	760	21.1	141	251	.562	0	0	—	117	168	.696	99	186	285	7.9	62	0	28	50	53	19	399	11.1
2015-16	35	33	937	26.8	168	261	.644	0	0	—	89	159	.560	107	253	360	10.3	87	0	33	53	45	43	425	12.1
2016-17	27	27	745	27.6	140	209	.670	0	0	—	81	124	.653	92	207	299	11.1	66	1	44	39	39	32	361	13.4
<b>Career</b>	<b>132</b>	<b>66</b>	<b>3110</b>	<b>23.6</b>	<b>597</b>	<b>963</b>	<b>.620</b>	<b>0</b>	<b>0</b>	<b>—</b>	<b>408</b>	<b>636</b>	<b>.642</b>	<b>380</b>	<b>849</b>	<b>1229</b>	<b>9.3</b>	<b>298</b>	<b>2</b>	<b>116</b>	<b>199</b>	<b>210</b>	<b>111</b>	<b>1602</b>	<b>12.1</b>



# BIANCA CUEVAS-MOORE

# #1

**5-6 • Jr. • Guard • Bronx, N.Y. • Nazareth Regional**  
**Major: Criminal Justice**

## This Season's Highlights

- Started 12 of 28 games, has provided offensive punch off the bench since the start of SEC action
- Knocked down multiple 3-pointers in six of 16 SEC contests
- Brilliant on the defensive end at Texas A&M (Feb. 23) with a career-best six steals starting in place of injured Alaina Coates ... tallied four first-half steals to cool the Aggies' hot offensive start and netted 16 points on 6-of-11 shooting after pushing the tempo the other way
- Swiped two of her game-high three steals in crunch time at Missouri (Feb. 19), the second of which helped give Carolina a 60-58 lead with less than a minute to play
- Efficient from the 3-point line at #1/1 UConn (Feb. 13), going 3-of-4 from beyond the arc en route to 11 points
- Accounted for all of Carolina's eight points in the final 1:20 against Tennessee (Jan. 30) and knocked down two 3-pointers during the stretch, including a pull-up from beyond the arc to even the score at 74 with 15 seconds to play
- Connected on first three shots at LSU (Jan. 15) for team-high nine first-quarter points en route to 17 points to finish in double figures for the third time in league action
- Netted 17 of her career-high 25 points in the second half against Georgia (Jan. 12), including eight in a back-and-forth final period ... applied good defensive pressure on the perimeter to disrupt the Lady Bulldogs' offense
- Posted her best offensive showing of the season at Auburn (Jan. 5), knocking down at least one 3 in each quarter to for a career-high five en route to a season-high 19 points
- Hit 3 early in third quarter against Clemson (Dec. 15) to spark at 13-4 run that put the Gamecocks firmly in control
- Scored four of her nine points at Duke (Dec. 4) on transition layups during a 12-0 first-quarter run
- Matched her career high with five steals against Saint Peter's (Nov. 22) in just 16 minutes

## Career Summary

- Has played in all but one game in her career
- Led team in assists three times in 2015-16
- Tied for school record with 37 games played in 2014-15

## 2016-17 Game-by-Game Stats

Opponent	Date	GS	MIN	FG-A	3FG-A	FT-A	Reb	A	T	B	S	TP
at Ohio State	11/14	*	22	3-7	0-2	3-4	2	2	1	0	3	9
Hampton	11/20	*	16	1-5	1-2	1-2	1	1	0	1	2	4
Maine	11/21	*	17	2-4	1-1	2-2	1	2	1	0	2	7
Saint Peter's	11/22	*	16	5-8	1-3	0-1	3	3	2	0	5	11
vs. Louisville	11/27	*	17	1-6	0-3	2-2	1	3	0	0	1	4
at Texas	12/1	*	19	2-9	0-1	3-4	0	2	1	0	2	7
at Duke	12/4	*	22	4-11	1-7	0-0	2	2	4	0	2	9
Minnesota	12/11	*	13	2-6	1-3	1-3	2	1	0	0	2	6
Clemson	12/15	*	26	1-3	1-3	1-2	2	4	2	1	1	4
UCLA	12/18	*	23	4-14	1-1	1-2	5	1	3	0	0	10
at Sav. State	12/21	*	19	1-4	1-2	0-0	3	5	0	0	2	3
Alabama	1/1	*	23	3-6	2-3	1-2	1	1	3	0	1	9
at Auburn	1/5	*	30	7-11	5-6	0-0	2	7	0	0	0	19
at Florida	1/8	*	23	1-6	1-3	0-0	2	1	2	0	2	3
Georgia	1/12	*	36	10-17	2-5	3-6	2	3	2	0	2	25
at LSU	1/15	*	34	6-11	2-3	3-4	2	3	2	0	2	17
Ole Miss	1/19	*	26	2-6	1-2	2-2	2	0	3	0	0	7
Miss. State	1/23	*	21	0-3	0-1	2-2	1	0	1	0	0	2
at Georgia	1/26	*	19	3-7	0-3	0-0	6	1	2	0	1	6
Tennessee	1/30	*	27	4-10	2-3	8-9	3	0	2	0	1	18
at Kentucky	2/2	*	22	1-5	1-3	0-0	0	2	1	0	0	3
at Arkansas	2/5	*	22	2-5	0-1	6-6	2	0	0	0	0	10
Auburn	2/9	*	5	0-0	0-0	0-0	1	0	1	0	0	0
at UConn	2/13	*	19	4-8	3-4	0-0	4	0	2	0	1	11
Vanderbilt	2/16	*	21	2-8	1-4	2-3	1	3	0	0	1	7
at Missouri	2/19	*	27	0-6	0-3	6-6	0	1	1	0	3	6
at Texas A&M	2/23	*	36	6-11	2-4	2-2	0	2	3	0	6	16
Kentucky	2/26	*	19	2-6	0-2	0-0	1	0	2	0	1	4

## Career Stats at South Carolina

Year	GP	GS	Min	Avg	FG	FGA	Pct	3FG	FGA	Pct	FT	FTA	Pct	Off	Def	Tot	Avg	PF	FO	A	TO	Blk	Stl	Pts	Avg
2014-15	37	0	536	14.5	74	200	.370	16	72	.222	45	58	.776	13	35	48	1.3	44	1	64	60	5	42	209	5.6
2015-16	34	1	615	18.1	78	207	.377	20	76	.263	50	66	.758	10	50	60	1.8	43	1	63	64	2	47	226	6.6
2016-17	28	12	620	22.1	79	203	.389	30	78	.385	49	64	.766	12	40	52	1.9	44	0	50	42	2	43	237	8.5
<b>Career</b>	<b>99</b>	<b>13</b>	<b>1770</b>	<b>17.9</b>	<b>231</b>	<b>610</b>	<b>.379</b>	<b>66</b>	<b>226</b>	<b>.292</b>	<b>144</b>	<b>188</b>	<b>.766</b>	<b>35</b>	<b>125</b>	<b>160</b>	<b>1.6</b>	<b>131</b>	<b>1</b>	<b>177</b>	<b>166</b>	<b>9</b>	<b>132</b>	<b>672</b>	<b>6.8</b>

## Miscellaneous

	Season	Career
20+ Points	1	3
10+ Points	9	25
5+ Assists	2	8
5+ Steals	2	3
Tm-High Points	2	5
Tm-High Assists	6	17

## Career Highs

Pts	25 vs. Georgia, 1/12/17
Rebs	6, 2x, last at Georgia, 1/26/17
3FGs	5 at Auburn, 1/5/17
Stls	6 at Texas A&M, 2/23/17
Assts	7 at Auburn, 1/5/17
Min	36, 2x, last at Texas A&M, 2/23/17

## SEC Career Highs

Pts	25 vs. Georgia, 1/12/17
Rebs	6, 2x, last at Georgia, 1/26/17
3FGs	5 at Auburn, 1/5/17
Stls	6 at Texas A&M, 2/23/17
Assts	7 at Auburn, 1/5/17
Min	36, 2x, last at Texas A&M, 2/23/17

## Season Highs

Pts	25 vs. Georgia, 1/12
Rebs	6 at Georgia, 1/26
3FGs	5 at Auburn, 1/5
Stls	6 at Texas A&M, 2/23
Assts	7 at Auburn, 1/5
Min	36, 2x last at Texas A&M, 2/23



# KAELA DAVIS

# #3

**6-2 • Jr. • Guard • Suwanee, Ga. • Georgia Tech**  
**Major: Integrated Technology**

## Career Highlights

Naismith Trophy Top 50 Preseason Watch List (2016-17) | 2012 FIBA 3x3 U18 World Champs., gold medal (USA)  
 Two-time All-ACC (1st team, 2015; 2nd team, 2014) | 2011 FIBA U16 Americas Champs., gold medal (USA)  
 2012 FIBA U17 World Championships, gold medal (USA)

## This Season's Highlights

- Is tied for ninth in the league in 3s made per game (1.6), 29th in points per game
- Jumpstarted Carolina's hot shooting afternoon against #22/- Kentucky (Feb. 26) with three of the team's first seven field goals ... tallied 13 first-half points and finished with 20 on 8-of-11 shooting in an SEC career-high 31 minutes of action
- Crashed the glass at Texas A&M (Feb. 23) in the absence of center Alaina Coates with a career-best 11 rebounds ... collected eight of her 11 boards in the second half, including three to go with a three-point play in the opening 2:30 of the second half to keep the Aggies on their heels and stretch the Gamecocks' lead to 13
- Scored from a variety of spots early against Vanderbilt (Feb. 16) and netted eight of her 13 first-half points in the final 5:20 of the second quarter ... finished with a game-high 15 points to go with three assists and a steal
- Opened each half against Auburn (Feb. 9) with a 3-pointer and handed out five assists, her most since Dec. 1
- Hit back-to-back 3s to open double-digit scoring afternoon at Arkansas (Feb. 5)
- Saw her shots fall more consistently against Tennessee (Jan. 30), scoring the Gamecocks first points in the first, third and fourth quarters, including hitting 2-of-3 from 3-point range
- Locked down one of SEC's top scorers in Victoria Vivians in second half of win over #4/4 Mississippi State (Jan. 23), holding her to 1-of-8 shooting and five points over the final 20 minutes
- Got hot early at Auburn (Jan. 5), scoring 13 of team's first 17 points en route to 19 first-quarter points that included five 3s in the opening 10 minutes ... first-quarter scoring was most by a Gamecock in one quarter in program history
- Reached double figures by halftime and finished with 16 points in her SEC debut against Alabama (Jan. 1)
- Caught fire from the 3-point line against Minnesota (Dec. 11), knocking down a career-best six 3s, including five in the first half
- Knocked down two timely 3-pointers in a back-and-forth third quarter against #14/15 Texas (Dec. 1) to finish in double figures for the fourth-straight game
- Scored team's first seven points in the opening 98 seconds against #4/4 Louisville (Nov. 27) and added back-to-back 3s

## Miscellaneous

	Season	Career
<b>Double-Doubles</b>	1	1
<b>30+ Points</b>	1	1
<b>20+ Points</b>	4	4
<b>10+ Points</b>	17	17
<b>10+ Rebounds</b>	2	2
<b>5+ Assists</b>	3	3
<b>Tm-High Points</b>	4	4
<b>Tm-High Rebs</b>	1	1
<b>Tm-High Assists</b>	5	5

## Career Highs

**Pts** .....37 at Ohio State, 11/14/16  
**Rebs**..... 11 at Texas A&M, 2/23/17  
**3FGs**.....6 vs. Minnesota, 12/11/16  
**Stls**..... 3, 3x, last at Kentucky, 2/2/17  
**Assts** .....5, 3x, last vs. Auburn, 2/9/17  
**Min**.....36 at Ohio State, 11/14/16

## SEC Career Highs

**Pts** .....21 at Auburn, 1/5/17  
**Rebs**..... 11 at Texas A&M, 2/23/17  
**3FGs**.....5 at Auburn, 1/5/17  
**Stls**..... 3, 2x, last at Kentucky, 2/2/17  
**Assts** ..... 5 vs. Auburn, 2/9/17  
**Min**.....31 vs. Kentucky, 2/26/17

## 2016-17 Game-by-Game Stats

Opponent	Date	GS	MIN	FG-A	3FG-A	FT-A	Reb	A	TO	B	S	TP
at Ohio State	11/14	*	36	10-21	4-6	13-16	10	5	5	0	3	37
Hampton	11/20	*	30	1-9	1-5	0-0	7	5	2	0	1	3
Maine	11/21	*	26	3-11	1-6	3-4	3	3	2	0	1	10
Saint Peter's	11/22	*	19	5-7	4-4	0-0	3	3	1	0	0	14
vs. Louisville	11/27	*	20	5-10	3-5	0-0	8	1	1	0	0	13
at Texas	12/1	*	34	3-6	2-4	4-4	3	1	5	0	2	12
at Duke	12/4	*	31	5-14	2-9	2-4	6	2	0	0	2	14
Minnesota	12/11	*	28	8-15	6-10	0-0	3	4	1	0	0	22
Clemson	12/15	*	28	6-16	2-7	3-4	3	4	3	0	0	17
UCLA	12/18	*	33	1-13	0-1	0-0	4	2	4	0	2	2
at Sav. State	12/21	*	21	3-9	0-3	0-0	4	3	1	0	2	6
Alabama	1/1	*	23	5-10	1-3	5-6	3	2	1	0	1	16
at Auburn	1/5	*	22	8-18	5-9	0-0	5	2	3	0	1	21
at Florida	1/8	*	25	4-16	1-5	1-1	6	1	3	0	2	10
Georgia	1/12	*	27	1-10	0-2	2-2	3	2	2	0	3	4
at LSU	1/15	*	28	2-7	0-3	4-4	2	3	2	0	1	8
Ole Miss	1/19	*	29	3-11	1-2	7-8	1	0	1	0	0	14
Miss. State	1/23	*	29	1-9	0-6	2-2	0	1	2	0	1	4
at Georgia	1/26	*	28	2-11	2-6	2-6	3	1	1	0	0	8
Tennessee	1/30	*	28	6-14	2-3	1-1	2	0	2	0	0	15
at Kentucky	2/2	*	26	3-10	1-4	0-0	2	0	3	0	3	7
at Arkansas	2/5	*	27	4-11	2-6	0-0	3	2	1	0	1	10
Auburn	2/9	*	25	4-9	3-7	0-0	0	5	1	0	0	11
at UConn	2/13	*	25	1-10	1-6	0-0	2	0	5	0	0	3
Vanderbilt	2/16	*	27	6-14	1-5	2-4	5	3	0	0	1	15
at Missouri	2/19	*	29	2-11	0-6	2-2	3	2	7	0	1	6
at Texas A&M	2/23	*	28	3-11	0-2	1-1	11	3	2	0	0	7
Kentucky	2/26	*	31	8-11	0-2	4-5	1	3	2	0	0	20

early in the second half to eliminate any Cardinal comeback from the eight-point halftime deficit

- Brilliant Gamecock debut at #7/6 Ohio State (Nov. 14), stuffing the box score with 37 points – 11 in the second, third and fourth quarters each – 10 rebounds, five assists and three steals ... first Gamecock to score 30 or more points in a game since Ieasia Walker netted 30 against Clemson on Nov. 18, 2010, and the most ever by a Gamecock against a ranked opponent

## Prior to South Carolina

- Two-time All-ACC selection in two seasons at Georgia Tech
- Fastest player in Georgia Tech history to 1,000 career points (52 games)
- Ranked as No. 1 guard and No. 2 overall recruit in 2013 class
- 2013 McDonald's and WBCA High School All-America

## Career Stats at South Carolina

Year	GP	GS	Min	Avg	FG	FGA	Pct	3FG	FGA	Pct	FT	FTA	Pct	Off	Def	Tot	Avg	PF	FO	A	TO	Blk	Stl	Pts	Avg
2016-17	28	27	763	27.3	113	324	.349	45	137	.328	58	74	.784	29	77	106	3.8	64	1	63	63	0	28	329	11.8



# TIFFANY DAVIS

# #15

**5-7 • Sr. • Guard • Houston, Texas • Westbury Christian**  
**Major: Psychology**

## This Season's Highlights

- Selected to be a team captain
- Has played in 14 games – missed 10 games with knee injury
- Made her first start of the season on Senior Day against #22/- Kentucky (Feb. 26) and connected on her only field goal attempt, a 3-pointer from the right corner in the first quarter
- Grabbed two rebounds in five minutes against Vanderbilt (Feb. 16) in her first game action since Jan. 5
- Was solid defensively playing five minutes in the pivotal second quarter against #4/4 Louisville (Nov. 27)

## Career Summary

- Missed 2015-16 with knee injury suffered in September
- Missed the bulk of the 2012-13 season after suffering a knee injury
- Graduated in 2016 with bachelor's degree in retail management

## Miscellaneous

	Season	Career
<b>10+ Points</b>	0	1
<b>5+ Steals</b>	0	1
<b>Tm-High Points</b>	0	0
<b>Tm-High Assists</b>	0	0

## Career Highs

<b>Pts</b> .....	11 vs. Ole Miss, 1/30/14
<b>3FGs</b> .....	2, 3x, last vs. Ole Miss, 1/30/14
<b>Rebs</b> .....	6 at Arkansas, 1/2/14
<b>Stls</b> .....	5 vs. Elon, 11/9/12
<b>Assts</b> .....	3, 4x, last vs. SC State, 12/22/13
<b>Min.</b> .....	30 at Arkansas, 1/2/14

## SEC Career Highs

<b>Pts</b> .....	11 vs. Ole Miss, 1/30/14
<b>Rebs</b> .....	6 at Arkansas, 2/11/16
<b>3FGs</b> .....	2 vs. Ole Miss, 1/30/14
<b>Stls</b> .....	
<b>Assts</b> .....	2, 4x, last at LSU, 1/4/15
<b>Min.</b> .....	30 at Arkansas, 1/2/14

## Season Highs

<b>Pts</b> .....	4 vs. Hampton, 11/20
<b>3FGs</b> .....	1, 2x, last vs. Kentucky, 2/26
<b>Rebs</b> .....	3 vs. Saint Peter's, 11/22
<b>Stls</b> .....	1 vs. Saint Peter's, 11/22
<b>Assts</b> .....	1, 3x, last vs. Kentucky, 2/26
<b>Min.</b> .....	17 vs. Saint Peter's, 11/22

## 2016-17 Game-by-Game Stats

Opponent	Date	GS	MIN	FG-A	3FG-A	FT-A	Reb	A	TO	B	S	TP
at Ohio State	11/14	1	0-0	0-0	0-0	0	0	0	0	0	0	0
Hampton	11/20	13	1-3	0-1	2-3	2	0	0	0	0	0	4
Maine	11/21	10	1-2	0-1	0-0	2	1	1	0	0	0	2
Saint Peter's	11/22	17	0-3	0-2	0-0	3	1	1	0	1	0	0
vs. Louisville	11/27	9	0-1	0-1	1-2	2	0	0	0	0	0	1
at Texas	12/1											
at Duke	12/4	3	0-0	0-0	0-0	1	0	2	0	0	0	0
Minnesota	12/11	7	0-2	0-2	0-0	1	0	0	1	0	0	0
Clemson	12/15	4	0-2	0-1	0-0	0	0	0	0	0	0	0
UCLA	12/18											
at Sav. State	12/21											
Alabama	1/1	8	1-1	1-1	0-0	0	0	0	0	0	0	3
at Auburn	1/5	3	0-1	0-1	0-0	0	0	0	0	0	0	0
at Florida	1/8											
Georgia	1/12											
at LSU	1/15											
Ole Miss	1/19											
Miss. State	1/23											
at Georgia	1/26											
Tennessee	1/30											
at Kentucky	2/2											
at Arkansas	2/5											
Auburn	2/9											
at UConn	2/13											
Vanderbilt	2/16	5	0-2	0-2	0-0	2	0	0	0	0	0	0
at Missouri	2/19	1	0-0	0-0	0-0	0	0	0	0	0	0	0
at Texas A&M	2/23	4	0-0	0-0	0-0	0	0	0	0	0	0	0
Kentucky	2/26	*	7	1-1	1-1	0-0	0	1	0	0	0	3

## Career Stats at South Carolina

Year	GP	GS	Min	Avg	FG	FGA	Pct	3FG	FGA	Pct	FT	FTA	Pct	Off	Def	Tot	Avg	PF	FO	A	TO	Blk	Stl	Pts	Avg
2012-13	3	0	40	13.3	4	8	.500	1	4	.250	3	4	.750	1	3	4	1.3	2	0	4	2	0	5	12	4.0
2013-14	32	7	356	11.1	23	59	.390	12	30	.400	19	26	.731	5	27	32	1.0	29	0	29	40	1	4	77	2.4
2014-15	16	0	84	5.3	6	16	.375	5	13	.385	6	9	.667	5	13	18	1.1	5	0	7	9	0	0	23	1.4
2016-17	14	1	92	6.6	4	18	.222	2	13	.154	3	5	.600	3	10	13	0.9	2	0	3	4	1	1	13	0.9
<b>Career</b>	<b>65</b>	<b>8</b>	<b>572</b>	<b>8.8</b>	<b>37</b>	<b>101</b>	<b>.366</b>	<b>20</b>	<b>60</b>	<b>.333</b>	<b>31</b>	<b>44</b>	<b>.705</b>	<b>14</b>	<b>53</b>	<b>67</b>	<b>1.0</b>	<b>38</b>	<b>0</b>	<b>43</b>	<b>55</b>	<b>2</b>	<b>10</b>	<b>125</b>	<b>1.9</b>





# ALLISHA GRAY

# #10

**6-0 • Jr. • Guard • Sandersville, Ga. • North Carolina**  
**Major: Broadcasting**

## Career Highlights

- SEC Player of the Week (1/17-23)
- Dawn Staley Award Midseason Watch List
- Naismith Trophy Top 50 Preseason Watch List
- First-Team All-ACC (2015)
- WBCA Honorable Mention All-America (2015)
- Full Court Freshman All-America Second Team (2014)

## This Season's Highlights

- Started 27 of 28 games this season, finishing in double figures in all but six contests
- Second on the team in steals (1.5) and assists (2.8) ... ranks 22nd in SEC in scoring and rose to 20th in conference action while checking in at 14th in free throw percentage (.750) in league play
- Shot 4-of-5 from the floor and connected on six of seven free throw attempts in the second half against #22/- Kentucky (Feb. 26) to post 14 of her 17 points in the final 20 minutes
- Converted two tough put-back buckets at Texas A&M (Feb. 23) and scored eight of her 12 points in the third period to help keep the Gamecock lead at double digits after halftime
- Facilitated the offense early against Vanderbilt (Feb. 16), distributing three of her game-best five assists in the first quarter ... tallied eight of her points in the final 6:21 of the third quarter
- Dished out four of her game best and SEC career-high six assists in the opening 11 minutes against Auburn (Feb. 9)
- Netted eight of her 11 points at #25/- Kentucky (Feb. 2) during Carolina's momentum-shifting 22-4 run to close the first half, accounting for six of the team's first eight points throughout the dominant stretch
- Battled against Tennessee (Jan. 30) with the Gamecocks' frontcourt in foul trouble in the first half, posting eight points and six boards in the opening 20 minutes to keep Lady Vols within three at halftime
- Engineered Carolina's pivotal 18-5 fourth-quarter run at Georgia (Jan. 26), scoring 11 points during the stretch ... her final bucket capped a personal 7-0 run that put the Gamecocks comfortably in front late
- Came alive in the second half against #4/4 Mississippi State (Jan. 23) with 16 of her 17 points in the final two periods, including 12 in the third quarter to help Carolina turn a seven-point halftime deficit into a one-point lead ... delivered the key defensive play after running down a Bulldog guard to deter a layup in transition and preserve the one-point Gamecock lead with 54 seconds to play
- Scored eight of her 11 points against Ole Miss (Jan. 19) in the first quarter to help open early 20-11 lead
- Second on team in points and rebounds at LSU (Jan. 15) battling in the forward spot while blocking a career-best three shots ... became the second Gamecock this season to pair a 20-point game with at least three blocks

## Miscellaneous

	Season	Career
20+ Points	2	2
10+ Points	22	22
5+ Assists	5	5
Tm-High Points	1	1
Tm-High Assists	8	8
Tm-High Rebs.	2	2

## Career Highs

Pts	24 at Ohio State, 11/14/17
Rebs	8, 2x, last vs. Tennessee, 1/30/17
3FGs	4, 2x, last at Florida, 1/8/17
Stls	5 at Savannah St., 12/21/16
Assts	7 vs. Minnesota, 12/11/16
Min.	38, 4x, last at UConn, 2/13/17

## SEC Career Highs

Pts	21 at LSU, 1/15/17
Rebs	8 vs. Tennessee, 1/30/17
3FGs	4 at Florida, 1/8/17
Stls	4 at Florida, 1/8/17
Assts	6 vs. Auburn, 2/9/17
Min.	38, 2x, last vs. Tennessee, 1/30/17

## 2016-17 Game-by-Game Stats

Opponent	Date	GS	MIN	FG-A	3FG-A	FT-A	Reb	A	TO	B	S	TP
at Ohio State	11/14	*	38	10-18	0-3	4-8	7	3	0	0	2	24
Hampton	11/20	*	24	4-9	2-7	6-7	1	4	0	0	2	16
Maine	11/21	*	22	5-9	0-1	0-0	3	3	2	0	0	10
Saint Peter's	11/22	*	19	4-7	1-4	4-5	8	5	1	1	1	13
vs. Louisville	11/27	*	22	7-12	2-5	1-1	3	0	0	0	0	17
at Texas	12/1	*	35	2-7	0-1	4-4	4	0	3	0	0	8
at Duke	12/4	*	37	4-9	2-6	1-2	6	6	2	0	1	11
Minnesota	12/11	*	19	7-13	4-10	0-0	5	7	1	0	2	18
Clemson	12/15	*	27	3-10	1-3	1-2	2	1	0	2	2	8
UCLA	12/18	*	23	4-6	0-0	3-5	3	2	0	0	0	11
at Sav. State	12/21	*	21	6-10	0-1	0-1	4	4	1	2	5	12
Alabama	1/1	*	18	2-8	1-4	2-2	2	2	1	1	1	7
at Auburn	1/5	*	23	2-7	1-5	0-0	4	2	5	0	0	5
at Florida	1/8	*	27	6-10	4-7	2-2	6	2	0	1	4	18
Georgia	1/12	*	26	4-11	1-3	5-6	7	1	1	0	1	14
at LSU	1/15	*	31	7-8	2-2	5-5	5	2	5	3	2	21
Ole Miss	1/19	*	30	4-8	0-1	3-4	5	4	3	1	1	11
Miss. State	1/23	*	38	5-9	2-3	5-8	7	1	1	0	2	17
at Georgia	1/26	*	36	7-11	1-2	3-5	4	1	1	2	2	18
Tennessee	1/30	*	38	6-12	0-2	2-3	8	1	2	0	1	14
at Kentucky	2/2	*	28	3-6	2-5	3-3	5	2	1	1	3	11
at Arkansas	2/5	*	25	4-9	2-5	0-0	4	4	0	0	2	10
Auburn	2/9	*	33	3-7	1-4	2-2	3	6	0	0	0	9
at UConn	2/13	*	38	3-7	1-3	0-2	2	2	4	1	2	7
Vanderbilt	2/16	*	22	4-8	0-3	3-6	2	5	2	1	1	11
at Missouri	2/19	*	34	5-13	1-6	2-5	4	3	1	0	3	13
at Texas A&M	2/23	*	33	4-7	0-2	4-4	6	3	2	1	1	12
Kentucky	2/26	*	27	5-9	0-1	7-9	3	1	0	0	0	17

- Grabbed the biggest rebound of her seven against Georgia (Jan. 12) off a missed Lady Bulldog free throw with three seconds left then hit the resulting two free throws to stretch the Gamecock lead to three ... six of her seven rebounds and 11 of her 14 points came in the second half
- Found her shooting stroke in the early going at Florida (Jan. 8) with four first-half 3-pointers, the third of which opened the scoring in Carolina's dominant second quarter
- Converted two crucial 3-point plays from the left block against #9/9 UCLA (Dec. 18), the second of which pushed Carolina's lead back to double-digits early in the fourth quarter
- Triggered South Carolina's 3-point shooting outburst against Minnesota (Dec. 11), connecting on two early 3s to help open the contest on a 15-0 run ... finished with 18 points in just 19 minutes of action and boasted career bests with four 3-pointers and a game-high seven assists
- Tallied 11 of her game-high 17 points in the third quarter against #4/4 Louisville (Nov. 27), including six during the period-opening 16-5 run to help end any threat of a Cardinal comeback
- Crafty scorer with 24 points at #7/6 Ohio State (Nov. 14) in Gamecock debut, including five as part of 10-0 run early in fourth quarter to stop end Buckeyes' comeback hopes

## Prior to South Carolina

- Played two seasons at North Carolina, amassing over 1,000 career points in that time
- 2015 First-Team All-ACC and WBCA All-Region
- Ranked as No. 4 guard and No. 7 overall recruit in 2013 class
- Three-time Georgia state player of the year (2010-12)

## Career Stats at South Carolina

Year	GP	GS	Min	Avg	FG	FGA	Pct	3FG	FGA	Pct	FT	FTA	Pct	Off	Def	Tot	Avg	PF	FO	A	TO	Blk	Stl	Pts	Avg
2016-17	28	27	794	28.4	130	260	.500	31	99	.313	72	101	.713	50	73	123	4.4	60	1	77	39	17	41	363	13.0



# TYASHA HARRIS

# #52

**5-10 • Fr. • Guard • Noblesville, Ind. • Heritage Christian**  
**Major: Sports Management**

### This Season's Highlights

- Has 17 starts, moving into the full-time role at the start of SEC play
- Leads the team in assists with 3.1 per game
- In league play, ranked fourth among conference players in assist-to-turnover ratio (2.4) and was also in the top 10 in assists (9th, 3.8) - both topped rankings among league freshmen
- Enjoyed her most productive offensive showing of the season against #22/- Kentucky (Feb. 26) with career highs in points (13) and assists (8) ... four of her assists came in the fourth quarter, and she netted six of Carolina's final nine points, tallying each from the free throw line to seal the victory
- Made plays on the defensive end against Auburn (Feb. 9) with a career-high two blocks in the first half and a game-high three steals to go with four assists
- Opened scoring at #25/- Kentucky (Feb. 2) with a 3-pointer and dished out three of her five assists during 22-4 run to close the second quarter
- Delivered three assists in the opening six minutes against Tennessee (Jan. 30), and the last of her game-high six assists set up a Carolina 3-pointer in the corner that cut the Lady Vol lead to two points with 1:20 remaining
- Gave Gamecocks first lead over #4/4 Mississippi State (Jan. 23) with clutch third-quarter 3 as part of 13-2 run that overcame seven-point halftime deficit
- Dished out two of her game-high five assists against Ole Miss (Jan. 19) during Carolina's crucial 13-3 second-quarter run
- Impacted the game on both ends of the floor against Georgia (Jan. 12) with career highs in points (11) and steals (4) ... connected on three 3s, including one from the right corner that answered a Georgia 3-pointer and sparked a pivotal 7-1 Gamecock run in the fourth quarter
- Jump-started Carolina's 12-2 run to open the game against Alabama (Jan. 1) with a 3-pointer in the first minute and four of her career-high six assists in the first half
- Impressed against Minnesota (Dec. 11) in first career start with nine points and three 3-pointers, including the first basket of the game that sparked a 15-0 run ... facilitated the offense in the opening two quarters, matching her career high in assists (6) by the half
- Played a great all-around game against #14/15 Texas (Dec. 1) in a career-high 30 minutes of action, notching three steals and reaching double figures (10) for the first time ... netted four-straight points late in the fourth quarter to put the game out of the Longhorns' reach
- Drew the second-half start against #4/4 Louisville (Nov. 27), logging 14 of her 29 minutes during the half and dishing out five of her career-high six assists in that time

### Miscellaneous

	Season	Career
<b>10+ Points</b>	4	4
<b>5+ Assists</b>	8	8
<b>Tm-High Points</b>	0	0
<b>Tm-High Assists</b>	11	11

### Career Highs

<b>Pts</b> .....	13 vs. Kentucky, 2/26/17
<b>Rebs</b> .....	5 at Savannah St., 12/21/16
<b>Stls</b> .....	4 vs. Georgia, 1/12/17
<b>Assts</b> .....	8 vs. Kentucky, 2/26/17
<b>Min</b> .....	38 vs. Tennessee, 1/30/17

### SEC Career Highs

<b>Pts</b> .....	13 vs. Kentucky, 2/26/17
<b>Rebs</b> .....	4, 3x, last vs. Ole Miss, 1/19/17
<b>Stls</b> .....	4 vs. Georgia, 1/12/17
<b>Assts</b> .....	8 vs. Kentucky, 2/26/17
<b>Min</b> .....	38 vs. Tennessee, 1/30/17

### 2016-17 Game-by-Game Stats

Opponent	Date	GS	MIN	FG-A	3FG-A	FT-A	Reb	A	TO	B	S	TP
at Ohio State	11/14	19	1-4	0-0	1-2	0	3	1	0	0	3	
Hampton	11/20	16	1-4	1-3	0-0	2	2	0	1	0	3	
Maine	11/21	19	2-4	0-1	0-0	2	3	2	0	1	4	
Saint Peter's	11/22	14	3-5	1-3	0-0	0	1	2	1	0	7	
vs. Louisville	11/27	29	0-3	0-2	0-0	0	6	1	0	0	0	
at Texas	12/1	30	2-6	0-4	6-8	1	0	0	0	3	10	
at Duke	12/4	25	1-2	1-1	0-0	1	1	4	0	0	3	
Minnesota	12/11	*	21	3-5	3-4	0-0	1	6	3	0	0	9
Clemson	12/15	7	0-0	0-0	0-0	1	0	2	0	0	0	
UCLA	12/18	19	1-2	0-0	0-2	1	1	1	0	0	2	
at Sav. State	12/21	22	5-9	0-1	0-0	5	1	0	0	0	10	
Alabama	1/1	*	25	3-5	1-3	0-0	1	6	1	1	1	7
at Auburn	1/5	*	23	2-5	1-3	0-0	3	2	2	0	1	5
at Florida	1/8	*	29	2-5	0-2	1-2	2	2	2	0	2	5
Georgia	1/12	*	31	3-8	3-7	2-2	4	3	2	0	4	11
at LSU	1/15	*	29	3-7	0-2	0-0	4	3	2	0	2	6
Ole Miss	1/19	*	32	2-3	0-1	0-0	4	5	2	1	0	4
Miss. State	1/23	*	35	1-3	1-3	2-2	1	3	4	1	0	5
at Georgia	1/26	*	25	0-5	0-2	0-0	0	2	0	0	2	0
Tennessee	1/30	*	38	2-6	1-5	1-2	1	6	3	0	0	6
at Kentucky	2/2	*	27	2-5	2-4	1-2	1	5	2	0	0	7
at Arkansas	2/5	*	20	1-2	0-0	2-2	1	5	0	0	1	4
Auburn	2/9	*	30	1-4	1-2	0-0	2	4	1	2	3	3
at UConn	2/13	*	34	3-11	1-8	0-0	2	3	0	0	2	7
Vanderbilt	2/16	*	27	4-10	1-2	0-0	2	1	0	0	3	9
at Missouri	2/19	*	23	1-4	0-1	0-0	3	1	0	0	1	2
at Texas A&M	2/23	*	29	3-6	1-3	0-0	0	4	2	0	1	7
Kentucky	2/26	*	29	3-3	1-1	6-8	1	8	2	0	0	13

### Prior to South Carolina

- Ranked as the No. 27 recruit overall and the No. 8 point guard in the 2016 Class
- Finalist for Indiana's Miss Basketball award
- Helped Heritage Christian to three straight state titles, including the 2016 championship in the program's first season in Class 3A
- Is her high school's all-time top scorer with 2,004 career points, also holding school record in steals (487) and ranking third in assists (426)
- Earned gold medal with USA Basketball in 2016 FIBA Americas U18 Championship

### Career Stats at South Carolina

Year	GP	GS	Min	Avg	FG	FGA	Pct	3FG	FGA	Pct	FT	FTA	Pct	Off	Def	Tot	Avg	PF	FO	A	TO	Blk	Stl	Pts	Avg
2016-17	28	18	707	25.3	55	136	.404	20	68	.294	22	32	.688	4	42	46	1.6	39	0	87	41	7	27	152	5.4



# MIKIAH HERBERT HARRIGAN #21

**6-2 • Fr. • Forward • Pembroke Pines, Fla./Flanagan  
Major: Criminal Justice**

### This Season's Highlights

- Played in every game this season, including 13.4 minutes per contest in SEC play
- Fifth on the team in rebounding average
- Ranks 11th in the SEC with 1.1 bpg on the season
- Has averaged 7.5 points on 60.0 percent shooting (12-of-20) from the floor over her last four contests
- Scored Carolina's first six points in the second quarter at Texas A&M (Feb. 23) to put the Gamecocks ahead by one in a back-and-forth first half ... finished with an SEC career high 13 points and added a block and a steal
- Continued strong shooting with a perfect game at Missouri (Feb. 19), including her first career 3-pointer help Gamecocks hold early fourth-quarter lead
- Connected on all five of her field goals against Vanderbilt (Feb. 16) to finish with an SEC career-high 12 points ... scored eight of Carolina's final 10 points over the last five minutes of the game and chipped in two fourth-quarter blocks
- Boasted a strong finish on the glass at Arkansas (Feb. 5) with four of her six boards in the fourth quarter, including three over the final 1:54
- Drew first career start against Georgia (Jan. 12), stepping into the lineup for the injured A'ja Wilson
- Protected the rim in the second half in her SEC debut against Alabama (Jan. 1) with four blocks in the final 20 minutes, including one on back-to-back Crimson Tide possessions late in the contest
- Contributed timely blocks against #9/9 UCLA (Dec. 18), denying a last-second Bruin field goal at the end of the first half before recording blocks on back-to-back possessions during Carolina's key third-quarter run
- Netted five of her 11 points against #4/4 Louisville (Nov. 27) in the final 1:24 of the first half to send the Gamecocks into the locker room with an eight-point lead they would not relinquish

### Prior to South Carolina

- Ranked as the No. 12 forward in the 2016 Class
- Helped team to four district championships
- Named 2016 8A Player of the Year by the Florida Basketball Coaches Association (FBCA)
- Was a two-time FBCA All-State selection

### Miscellaneous

	Season	Career
<b>10+ Points</b>	4	4
<b>10+ Rebounds</b>	0	0
<b>Tm-High Points</b>	0	0
<b>Tm-High Rebs</b>	0	0

### Career Highs

<b>Pts</b> .....	13, 2x, last at Texas A&M, 2/23/17
<b>Rebs</b> .....	8 vs. Maine, 11/21/16
<b>Blks</b> .....	4 vs. Alabama, 1/1/17
<b>Stls</b> .....	2 vs. Saint Peter's, 11/22/16
<b>Min</b> .....	25 vs. Saint Peter's, 11/22/16

### SEC Career Highs

<b>Pts</b> .....	13 at Texas A&M, 2/23/17
<b>Rebs</b> .....	6 at Arkansas, 2/5/17
<b>Blks</b> .....	4 vs. Alabama, 1/1/17
<b>Stls</b> .....	1, 3x, last at Texas A&M, 2/23/17
<b>Min</b> .....	24 vs. Georgia, 1/12/17

### 2016-17 Game-by-Game Stats

Opponent	Date	GS	MIN	FG-A	3FG-A	FT-A	Reb	A	TO	B	S	TP
at Ohio State	11/14		22	2-2	0-0	0-1	5	0	5	1	1	4
Hampton	11/20		17	4-9	0-0	0-0	7	2	0	2	1	8
Maine	11/21		24	5-8	0-0	3-5	8	2	0	0	0	13
Saint Peter's	11/22		25	4-11	0-2	1-2	4	0	2	2	2	9
vs. Louisville	11/27		17	3-5	0-0	5-5	2	1	0	1	1	11
at Texas	12/1		18	1-4	0-0	0-1	4	2	0	0	0	2
at Duke	12/4		8	0-0	0-0	0-0	3	1	0	0	0	0
Minnesota	12/11		17	1-4	0-0	3-4	3	2	1	0	1	5
Clemson	12/15		15	2-4	0-0	4-4	5	0	2	2	0	8
UCLA	12/18		23	1-3	0-0	0-0	7	0	2	3	1	2
at Sav. State	12/21		22	1-5	0-0	1-2	6	0	3	3	0	3
Alabama	1/1		20	2-6	0-0	0-0	5	1	2	4	1	4
at Auburn	1/5		15	1-2	0-0	0-0	4	0	1	2	0	2
at Florida	1/8		16	3-7	0-0	1-2	3	0	1	0	0	7
Georgia	1/12	*	24	0-4	0-0	0-0	2	0	3	0	0	0
at LSU	1/15		10	1-3	0-0	0-0	2	0	0	0	0	2
Ole Miss	1/19		14	1-7	0-0	0-0	3	0	0	2	0	2
Miss. State	1/23		1	0-0	0-0	0-0	0	0	0	0	0	0
at Georgia	1/26		3	0-0	0-0	0-0	0	0	1	0	0	0
Tennessee	1/30		5	0-0	0-0	0-0	1	0	0	0	0	0
at Kentucky	2/2		12	2-5	0-1	0-0	2	0	1	1	0	4
at Arkansas	2/5		17	3-4	0-0	0-1	6	0	3	2	1	6
Auburn	2/9		16	1-1	0-0	0-0	2	0	5	2	0	2
at UConn	2/13		13	0-3	0-0	0-0	3	1	1	1	0	0
Vanderbilt	2/16		19	5-5	0-0	2-4	1	0	0	2	0	12
at Missouri	2/19		10	2-2	1-1	0-1	1	1	1	0	0	5
at Texas A&M	2/23		19	5-11	0-0	3-3	1	1	0	1	1	13
Kentucky	2/26		13	0-2	0-0	0-0	3	1	0	1	0	0

### Career Stats at South Carolina

Year	GP	GS	Min	Avg	FG	FGA	Pct	3FG	FGA	Pct	FT	FTA	Pct	Off	Def	Tot	Avg	PF	FO	A	TO	Blk	Stl	Pts	Avg
2016-17	28	1	436	15.6	50	117	.427	1	4	.250	23	35	.657	31	62	93	3.3	46	2	15	34	32	10	124	4.4



# VICTORIA PATRICK

# #0

**5-9 • Fr. • Guard • Orlando, Fla. • Edgewater**  
**Major: Biology**

### This Season's Highlights

- Played in 19 games this season, including 11 of 16 SEC games
- Matched her season high with 15 minutes at Savannah State (Dec. 21)

### Prior to South Carolina

- Ranked as the No. 25 guard in the Class of 2016
- Helped team to 2014 state championship
- Earned First-Team All-Metro West and All-Area honors from the *Orlando Sentinel* in 2016
- Led team with 15.8 points per game as a senior, helping team to state semifinals

### Career Highs

**Pts** ..... 4, 2x, last at Savannah St., 12/21/16  
**Rebs** ..... 2, 4x, last vs. Vanderbilt, 2/16/17  
**3FGs** ..... 1, 7x, last at Arkansas, 2/5/17  
**Stls** ..... 2 vs. Saint Peter's, 11/22/16  
**Min.** 15, 2x, last at Savannah St., 12/21/16

### SEC Career Highs

**Pts** ..... 3, 3x, last at Arkansas, 2/5/17  
**Rebs** ..... 2, 2x, last vs. Vanderbilt, 2/16/17  
**3FGs** ..... 1, 2x, last at Arkansas, 2/5/17  
**Stls** ..... 1 vs. Alabama, 1/1/17  
**Min.** ..... 11 at LSU, 1/15/17

### 2016-17 Game-by-Game Stats

Opponent	Date	GS	MIN	FG-A	3FG-A	FT-A	Reb	A	TO	B	S	TP
at Ohio State	11/14		1	0-0	0-0	0-0	0	0	0	0	0	0
Hampton	11/20	11	1-5	1-3	1-2	2	1	1	0	0	4	
Maine	11/21	10	1-3	1-3	0-0	1	0	0	0	0	3	
Saint Peter's	11/22	15	1-4	1-4	0-0	0	1	1	0	2	3	
vs. Louisville	11/27	3	0-0	0-0	0-0	0	0	0	0	0	0	
at Texas	12/1					— DNP —						
at Duke	12/4					— DNP —						
Minnesota	12/11	7	1-1	1-1	0-0	0	0	0	1	0	3	
Clemson	12/15	4	0-1	0-0	0-0	0	0	0	0	0	0	
UCLA	12/18					— DNP —						
at Sav. State	12/21	15	1-4	1-4	1-3	2	2	1	0	0	4	
Alabama	1/1	10	1-2	0-1	1-2	2	0	0	0	1	3	
at Auburn	1/5	4	1-2	1-2	0-0	0	0	0	0	0	3	
at Florida	1/8	1	0-0	0-0	0-0	0	0	0	0	0	0	
Georgia	1/12	4	0-0	0-0	0-0	0	0	0	1	0	0	
at LSU	1/15	11	0-1	0-0	0-0	0	0	0	0	0	0	
Ole Miss	1/19	2	0-1	0-1	0-0	1	0	0	0	0	0	
Miss. State	1/23					— DNP —						
at Georgia	1/26					— DNP —						
Tennessee	1/30					— DNP —						
at Kentucky	2/2	2	0-1	0-1	0-0	0	0	0	0	0	0	
at Arkansas	2/5	5	1-1	1-1	0-0	0	0	0	0	0	3	
Auburn	2/9	6	0-0	0-0	0-0	0	0	0	0	0	0	
at UConn	2/13					— DNP —						
Vanderbilt	2/16	6	0-2	0-1	0-2	2	0	0	0	0	0	
at Missouri	2/19					— DNP —						
at Texas A&M	2/23	2	0-0	0-0	0-0	0	0	0	0	0	0	
Kentucky	2/26					— DNP —						

### Career Stats at South Carolina

Year	GP	GS	Min	Avg	FG	FGA	Pct	3FG	FGA	Pct	FT	FTA	Pct	Off	Def	Tot	Avg	PF	FO	A	TO	Blk	Stl	Pts	Avg
2016-17	19	0	119	6.3	8	28	.286	7	22	.318	3	9	.333	3	7	10	0.5	7	0	4	3	2	3	26	1.4



# A'JA WILSON

# #22

**6-5 • Jr. • Forward • Hopkins, S.C. • Heathwood Hall**  
**Major: Advertising**

## Career Highlights

Rated No. 1 player in the nation by espnW  
 Three-time All-SEC First Team (2015, 2016, 2017)  
 Two-time SEC Player of the Year (2016, 2017)  
 Two-time SEC All-Defensive Team (2016, 2017)  
 Wooden Award Late Season Top 20 (2017)  
 Naismith Trophy Top 30 Watch List  
 USBWA Drysdale Midseason and Wade Watch Lists  
 2016-17 Preseason All-America First Team (AP, espnW, Athlon, Lindy's, Sporting News)

2016 Naismith, Wooden and Wade Trophy Finalist  
 2016 All-America First Team (AP, WBCA, USBWA, ESPN, Wooden Award)  
 2016 SEC Defensive Player of the Year (Coaches)  
 2015 USA Basketball Female Athlete of the Year  
 2015 All-America (Third Team, AP; Hon. Men, WBCA)  
 2015 SEC Freshman of the Year (Coaches, AP)  
 2015 SEC All-Freshman Team  
 2014 Nat'l HS Player of the Year (WBCA, Naismith, Parade)  
 2014 McDonald's and Parade (HS) All-America

## Miscellaneous

	Season	Career
<b>Double-Double</b>	8	27
<b>30+ Points</b>	1	1
<b>20+ Points</b>	10	22
<b>10+ Points</b>	23	80
<b>10+ Rebounds</b>	8	28
<b>5+ Blocks</b>	1	8
<b>Tm-High Points</b>	16	46
<b>Tm-High Rebs.</b>	9	32
<b>Tm-High Assists</b>	3	4

## This Season's Highlights

- Selected to be a team captain
- Ranks 17th in the nation in field goal percentage and 33rd in blocks, ranking fourth and third in the SEC, respectively
- Among league top 10 in scoring (3rd) and rebounding (9th) ... in conference play, was second in blocked shots (2.2) and ranked in the top 10 in scoring (4th, 18.2) and rebounding (7th, 8.5)
- Averaged 23.0 points on 70.0 percent shooting (28-of-40) to go with 11.3 rebounds per game over her last three contests to help secure Carolina's fourth-straight SEC regular-season title
- Thrived in the paint against #22/- Kentucky (Feb. 26) to notch her second-straight double-double after finishing with team highs in points (25) and boards (10) ... went 4-of-4 in the final period to deny a Kentucky comeback
- Set the tone early at Texas A&M (Feb. 23) that team would control the paint even without the injured Alaina Coates, posting a double-double (12 pts/10 rebs) in the opening 20 minutes ... finished with a season-high 15 boards
- Scored Carolina's final nine points at Missouri (Feb. 19) to keep Gamecocks in it down the stretch ... finished with a team-high 23 points on 9-of-11 (.818) shooting
- Paced Carolina's offense early at #1/1 UConn (Feb. 13), reaching double figures less than 11 minutes into the game ... protected the rim with three blocks to help hold Huskies to a season-low 66 points

## 2016-17 Game-by-Game Stats

Opponent	Date	GS	MIN	FG-A	3FG-A	FT-A	Reb	A	TO	B	S	TP
at Ohio State	11/14	*	16	1-3	0-0	3-6	3	0	3	3	0	5
Hampton	11/20	*	22	3-8	0-0	14-14	7	2	3	2	1	20
Maine	11/21	*	19	7-8	0-0	0-2	3	2	0	4	0	14
Saint Peter's	11/22	*	21	5-9	0-0	4-7	5	4	1	2	3	14
vs. Louisville	11/27	*	28	6-12	0-0	5-6	5	5	5	2	1	17
at Texas	12/1	*	38	12-18	0-0	7-11	12	0	4	4	3	31
at Duke	12/4	*	35	7-14	0-0	4-6	6	0	4	1	0	18
Minnesota	12/11	*	21	5-10	0-0	0-0	6	2	0	2	2	10
Clemson	12/15	*	31	9-17	0-0	2-4	10	4	1	2	0	20
UCLA	12/18	*	26	5-14	0-0	3-4	13	0	3	1	0	13
at Sav. State	12/21	*	23	8-10	0-0	2-4	3	1	1	1	1	18
Alabama	1/1	*	24	9-13	0-0	5-6	9	2	3	2	2	23
at Auburn	1/5	*	29	4-7	0-1	2-2	11	1	2	2	1	10
at Florida	1/8	*	29	8-14	0-0	7-10	13	2	2	3	1	23
Georgia	1/12											
at LSU	1/15											
Ole Miss	1/19	*	15	3-5	0-0	0-2	4	0	2	0	1	6
Miss. State	1/23	*	38	10-13	0-0	6-8	9	2	4	3	2	26
at Georgia	1/26	*	35	5-13	0-0	9-14	11	3	2	2	0	19
Tennessee	1/30	*	22	7-10	0-0	0-0	4	1	2	2	0	14
at Kentucky	2/2	*	33	8-14	0-0	4-5	9	3	3	5	0	20
at Arkansas	2/5	*	23	5-9	0-0	8-9	1	0	2	1	0	18
Auburn	2/9	*	29	8-11	0-0	1-2	6	1	1	2	0	17
at UConn	2/13	*	34	5-12	0-0	7-8	5	1	1	3	1	17
Vanderbilt	2/16	*	24	4-7	0-0	2-2	8	1	0	1	5	10
at Missouri	2/19	*	38	9-11	0-0	5-8	9	0	2	3	2	23
at Texas A&M	2/23	*	36	9-15	0-0	3-4	15	2	0	3	3	21
Kentucky	2/26	*	38	10-14	0-0	5-7	10	3	2	2	1	25

- Had her way inside early against #4/4 Mississippi State (Jan. 23) with 16 first-half points on 7-of-8 shooting ... in second half, knocked down a tough turnaround jumper to extend lead late before converting two free throws to again push the advantage to three with two seconds to play

- Dominant performance at #14/15 Texas (Dec. 1), delivering on both ends of the court with a career-high 31 points with nine in the fourth quarter, including two crucial putbacks that stifled any chance of a Longhorn comeback
- Scored 11 of her team-high 17 points against #4/4 Louisville (Nov. 27) in first half to help build eight-point halftime lead ... also handed out career-best five assists

## Career Highs

<b>Pts</b> .....	31 at Texas, 12/1/16
<b>Rebs</b> .....	19 at Kentucky, 3/1/15
<b>Blks</b> .....	8, 2x, last vs. Texas A&M, 1/17/16
<b>Stls</b> .....	5 vs. Vanderbilt, 2/16/17
<b>Assts</b> .....	5 vs. Louisville, 11/27/16
<b>Min</b> .....	39 at Texas A&M, 1/31/16

## SEC Career Highs

<b>Pts</b> .....	26, 2x, last vs. Miss. State, 1/23/17
<b>Rebs</b> .....	19 at Kentucky, 3/1/15
<b>Blks</b> .....	8, 2x, last vs. Texas A&M, 1/17/16
<b>Stls</b> .....	5 vs. Vanderbilt, 2/16/17
<b>Assts</b> .....	3, 7x, last vs. Kentucky, 2/26/17
<b>Min</b> .....	39 at Texas A&M, 1/31/16

## Season Highs

<b>Pts</b> .....	31 at Texas, 12/1
<b>Rebs</b> .....	15 at Texas A&M, 2/23
<b>Blks</b> .....	5 at Kentucky, 2/2
<b>Stls</b> .....	5 vs. Vanderbilt, 2/16
<b>Assts</b> .....	5 vs. Louisville, 11/27
<b>Min</b> .....	38, 4x, last vs. Kentucky, 2/26

## Career Highlights

- Finalist for all three national player of the year awards, consensus first-team All-American in 2015-16 – only returning Naismith Trophy finalist this season
- Eighth player ever to win back-to-back SEC Player of the Year honors (2016, 2017)
- Second player in league history to earn SEC Player of the Year and SEC Defensive Player of the Year in the same season (2016)
- Set school record for blocked shots in a season with 103 in 2015-16, ranking 12th in the nation
- Holds school blocked shots records for career (226), an SEC career (116) and in an SEC game (8, two times)
- Second player in program history to reach 1,000 career points as a sophomore

## Career Stats at South Carolina

Year	GP	GS	Min	Avg	FG	FGA	Pct	3FG	FGA	Pct	FT	FTA	Pct	Off	Def	Tot	Avg	PF	FO	A	TO	Blk	Stl	Pts	Avg
2014-15	37	1	734	19.8	177	329	.538	1	3	.333	131	198	.662	78	165	243	6.6	72	1	37	62	65	32	486	13.1
2015-16	33	32	895	27.1	205	386	.531	0	0	—	120	166	.723	88	199	287	8.7	78	1	47	74	103	27	530	16.1
2016-17	26	26	727	28.0	172	291	.591	0	1	.000	108	151	.715	68	129	197	7.6	56	1	42	53	58	30	452	17.4
<b>Career</b>	<b>96</b>	<b>59</b>	<b>2356</b>	<b>24.5</b>	<b>554</b>	<b>1006</b>	<b>.551</b>	<b>1</b>	<b>4</b>	<b>.250</b>	<b>359</b>	<b>515</b>	<b>.697</b>	<b>234</b>	<b>493</b>	<b>727</b>	<b>7.6</b>	<b>206</b>	<b>3</b>	<b>126</b>	<b>189</b>	<b>226</b>	<b>89</b>	<b>1468</b>	<b>15.3</b>













Official Basketball Box Score - Game Totals - Final Statistics  
Ole Miss vs #5/5 South Carolina  
01/19/17 7 p.m. at Columbia, S.C./Colonial Life Arena



Ole Miss 46 • 13-6 (2-4 SEC)

Player stats table for Ole Miss vs South Carolina. Columns: Player, FG, FGA, 3-PT, FT, FTA, Rebounds, PF, TP, A, TO, Blk, Stl, Min.

Game summary statistics for Ole Miss vs South Carolina. Includes shooting percentages, foul percentages, and total statistics.

#5/5 South Carolina 65 • 16-1 (6-0 SEC)

Player stats table for South Carolina vs Ole Miss. Columns: Player, FG, FGA, 3-PT, FT, FTA, Rebounds, PF, TP, A, TO, Blk, Stl, Min.

Game summary statistics for South Carolina vs Ole Miss. Includes shooting percentages, foul percentages, and total statistics.

Officials: Lisa Mattingly, Douglas Knight, Eric Koch. Technical fouls: Ole Miss-None. #5/5 South Carolina-None. Attendance: 12518.

Score by periods and key statistics table for Ole Miss vs South Carolina. Includes quarter scores, total points, and other metrics.

Last FG - OM 4th-00:14, SC 4th-01:00. Largest lead - OM by 2 1st-08:52, SC by 21 4th-00:29. OM led for 00:59. SC led for 38:35. Game was tied for 00:16.



Official Basketball Box Score - Game Totals - Final Statistics  
#4/4 Mississippi St. vs #5/5 South Carolina  
01/23/17 7 p.m. at Columbia, S.C./Colonial Life Arena



#4/4 Mississippi St. 61 • 20-1 (6-1 SEC)

Player stats table for Mississippi State vs South Carolina. Columns: Player, FG, FGA, 3-PT, FT, FTA, Rebounds, PF, TP, A, TO, Blk, Stl, Min.

Game summary statistics for Mississippi State vs South Carolina. Includes shooting percentages, foul percentages, and total statistics.

#5/5 South Carolina 64 • 17-1 (7-0 SEC)

Player stats table for South Carolina vs Mississippi State. Columns: Player, FG, FGA, 3-PT, FT, FTA, Rebounds, PF, TP, A, TO, Blk, Stl, Min.

Game summary statistics for South Carolina vs Mississippi State. Includes shooting percentages, foul percentages, and total statistics.

Officials: Dee Kantner, Tina Napier, Bryan Enterline. Technical fouls: #4/4 Mississippi St.-None. #5/5 South Carolina-None. Attendance: 13210.

Score by periods and key statistics table for South Carolina vs Mississippi State. Includes quarter scores, total points, and other metrics.

Last FG - MS 4th-01:25, SC 4th-00:25. Largest lead - MS by 9 2nd-00:24, SC by 4 3rd-05:38. MS led for 21:56. SC led for 10:55. Game was tied for 07:09.



Official Basketball Box Score - Game Totals - Final Statistics  
#5/4 South Carolina vs Georgia  
1/26/17 7 p.m. ET at Athens, Ga. (Stegeman Coliseum)



#5/4 South Carolina 62 • 18-1, 8-0 SEC

Player stats table for South Carolina vs Georgia. Columns: Player, FG, FGA, 3-PT, FT, FTA, Rebounds, PF, TP, A, TO, Blk, Stl, Min.

Game summary statistics for South Carolina vs Georgia. Includes shooting percentages, foul percentages, and total statistics.

Georgia 44 • 10-10, 2-5 SEC

Player stats table for Georgia vs South Carolina. Columns: Player, FG, FGA, 3-PT, FT, FTA, Rebounds, PF, TP, A, TO, Blk, Stl, Min.

Game summary statistics for Georgia vs South Carolina. Includes shooting percentages, foul percentages, and total statistics.

Officials: Bob Trammell, Kevin Pethel and Meadow Overstreet. Technical fouls: #5/4 South Carolina-None. Georgia-Mackenzie Engram. Attendance: 3540.

Score by periods and key statistics table for Georgia vs South Carolina. Includes quarter scores, total points, and other metrics.

Last FG - SC 4th-01:02, UGA 4th-00:44. Largest lead - SC by 18 4th-00:25, UGA by 4 1st-07:44. SC led for 31:01. UGA led for 04:21. Game was tied for 04:36.



Official Basketball Box Score - Game Totals - Final Statistics  
Tennessee vs #4/4 South Carolina  
01/30/17 6 p.m. at Columbia, S.C./Colonial Life Arena



Tennessee 76 • 14-7 (5-3 SEC)

Player stats table for Tennessee vs South Carolina. Columns: Player, FG, FGA, 3-PT, FT, FTA, Rebounds, PF, TP, A, TO, Blk, Stl, Min.

Game summary statistics for Tennessee vs South Carolina. Includes shooting percentages, foul percentages, and total statistics.

#4/4 South Carolina 74 • 18-2 (8-1 SEC)

Player stats table for South Carolina vs Tennessee. Columns: Player, FG, FGA, 3-PT, FT, FTA, Rebounds, PF, TP, A, TO, Blk, Stl, Min.

Game summary statistics for South Carolina vs Tennessee. Includes shooting percentages, foul percentages, and total statistics.

Officials: Susan Blaich, Michael Price, Brian Garland. Technical fouls: Tennessee-None. #4/4 South Carolina-WILSON, A'ja. Attendance: 13690.

Score by periods and key statistics table for South Carolina vs Tennessee. Includes quarter scores, total points, and other metrics.

Last FG - TN 4th-00:46, SC 4th-00:15. Largest lead - TN by 11 4th-05:51, SC by 9 1st-01:42. TN led for 14:20. SC led for 20:45. Game was tied for 04:54.



Official Basketball Box Score - Game Totals - Final Statistics
#4/6 South Carolina vs #25/ - Kentucky
02/02/17 7:02 pm at Memorial Coliseum - Lexington, KY



#4/6 South Carolina 75 • 19-2, 9-1

Player statistics table for South Carolina vs Kentucky, including columns for Player, FG-FGA, 3-Ptr, FT-FTA, Rebounds, PF, TP, A TO Blk Stl, and Min.

1st - FG %: 7-17 41.2% 2nd: 8-15 53.3% 3rd: 6-11 54.5% 4th: 7-13 53.8% Game: 28-56 50.0% Deadball Rebounds 3
3FG %: 2-5 40.0% 3-6 50.0% 1-3 33.3% 1-5 20.0% 7-19 36.8% 1-2 50.0% 5-14 35.7%
FT %: 4-6 66.7% 3-3 100.0% 2-3 66.7% 3-3 100.0% 12-15 80.0% 2-3 66.7%

#25/ - Kentucky 63 • 15-8, 6-4

Player statistics table for Kentucky vs South Carolina, including columns for Player, FG-FGA, 3-Ptr, FT-FTA, Rebounds, PF, TP, A TO Blk Stl, and Min.

1st - FG %: 7-16 43.8% 2nd: 2-15 13.3% 3rd: 5-16 31.3% 4th: 7-15 46.7% Game: 21-62 33.9% Deadball Rebounds 4,1
3FG %: 1-4 25.0% 1-4 25.0% 2-4 50.0% 2-7 28.6% 6-19 31.6% 3-10 30.0% 6-29 20.7%
FT %: 0-0 0.0% 3-5 60.0% 5-6 83.3% 7-9 77.8% 15-20 75.0% 2-2 100.0%

Officials: Lisa Mattingly, Jesse Dickerson, Roy Gulbeyan
Technical fouls: #4/6 South Carolina-COATES, Alaina. #25/ - Kentucky-None.
Attendance: 5533

Score by periods table for Kentucky vs South Carolina showing 1st, 2nd, 3rd, 4th, and Total scores.

Points in game table showing In, Off, 2nd, Fast, Bench, and Break points for SC and UK.

Last FG - SC 4th-00:24, UK 4th-00:51.
Largest lead - SC by 27 3rd-02:51, UK by 1 1st-08:44.
SC led for 36:22. UK led for 01:17. Game was tied for 02:21.



Official Basketball Box Score - Game Totals - Final Statistics
#4/6 South Carolina vs Arkansas
02/05/17 1 p.m. at Fayetteville, Ark. (Bud Walton Arena)



#4/6 South Carolina 79 • 20-2, 10-1 SEC

Player statistics table for South Carolina vs Arkansas, including columns for Player, FG-FGA, 3-Ptr, FT-FTA, Rebounds, PF, TP, A TO Blk Stl, and Min.

1st - FG %: 8-16 50.0% 2nd: 9-17 52.9% 3rd: 6-11 54.5% 4th: 5-14 35.7% Game: 28-58 48.3% Deadball Rebounds 1,1
3FG %: 2-4 50.0% 1-4 25.0% 1-4 25.0% 1-2 50.0% 5-14 35.7% 1-2 50.0% 18-20 90.0%
FT %: 3-4 75.0% 3-3 100.0% 10-10 100.0% 2-3 66.7%

Arkansas 49 • 13-10, 2-8 SEC

Player statistics table for Arkansas vs South Carolina, including columns for Player, FG-FGA, 3-Ptr, FT-FTA, Rebounds, PF, TP, A TO Blk Stl, and Min.

1st - FG %: 4-18 22.2% 2nd: 7-19 36.8% 3rd: 2-12 16.7% 4th: 5-16 31.3% Game: 18-65 27.7% Deadball Rebounds 2
3FG %: 2-7 28.6% 0-4 0.0% 1-8 12.5% 3-10 30.0% 6-29 20.7%
FT %: 0-0 0.0% 1-2 50.0% 4-4 100.0% 2-2 100.0%

Officials: Cameron Inouye, Douglas Knight, Laura C Morris
Technical fouls: #4/6 South Carolina-None. Arkansas-None.
Attendance: 1650
Estimated Actual Attendance: 919

Score by periods table for Arkansas vs South Carolina showing 1st, 2nd, 3rd, 4th, and Total scores.

Points in game table showing In, Off, 2nd, Fast, Bench, and Break points for AR and SC.

Last FG - SC 4th-00:43, AR 4th-02:59.
Largest lead - SC by 33 4th-07:53, AR None.
SC led for 38:35. AR led for 00:00. Game was tied for 01:25.



Official Basketball Box Score - Game Totals - Final Statistics
Auburn vs #6/6 South Carolina
02/09/17 7 p.m. at Columbia, S.C.:Colonial Life Arena



Auburn 41 • 15-10 (5-6 SEC)

Player statistics table for Auburn vs South Carolina, including columns for Player, FG-FGA, 3-Ptr, FT-FTA, Rebounds, PF, TP, A TO Blk Stl, and Min.

1st - FG %: 4-16 25.0% 2nd: 2-12 16.7% 3rd: 3-12 25.0% 4th: 5-7 71.4% Game: 14-47 29.8% Deadball Rebounds 2
3FG %: 1-3 33.3% 1-6 16.7% 2-5 40.0% 3-4 75.0% 7-18 38.9%
FT %: 0-0 0.0% 2-2 100.0% 1-2 50.0%

#6/6 South Carolina 60 • 21-2 (11-1 SEC)

Player statistics table for South Carolina vs Auburn, including columns for Player, FG-FGA, 3-Ptr, FT-FTA, Rebounds, PF, TP, A TO Blk Stl, and Min.

1st - FG %: 6-11 54.5% 2nd: 7-12 58.3% 3rd: 8-13 61.5% 4th: 4-8 50.0% Game: 25-44 56.8% Deadball Rebounds 1,3
3FG %: 2-5 40.0% 1-5 20.0% 2-4 50.0% 0-0 0.0% 5-14 35.7%
FT %: 0-0 0.0% 2-2 100.0% 2-4 50.0%

Officials: Dee Kantner, Gina Cross, Frank Steratore
Technical fouls: Auburn-None. #6/6 South Carolina-None.
Attendance: 13360

Score by periods table for Auburn vs South Carolina showing 1st, 2nd, 3rd, 4th, and Total scores.

Points in game table showing In, Off, 2nd, Fast, Bench, and Break points for AU and SC.

Last FG - AU 4th-02:13, SC 4th-02:44.
Largest lead - AU None, SC by 25 3rd-03:28.
AU led for 00:00. SC led for 38:51. Game was tied for 01:09.



Official Basketball Box Score - Game Totals - Final Statistics
#6/6 South Carolina vs #1/1 UConn
02/13/17 9:15 p.m. at Gampel Pavilion (Storrs, Conn.)



#6/6 South Carolina 55 • 21-3

Player statistics table for South Carolina vs UConn, including columns for Player, FG-FGA, 3-Ptr, FT-FTA, Rebounds, PF, TP, A TO Blk Stl, and Min.

1st - FG %: 6-12 50.0% 2nd: 5-11 45.5% 3rd: 4-16 25.0% 4th: 5-18 27.8% Game: 20-57 35.1% Deadball Rebounds 5
3FG %: 1-4 25.0% 2-4 50.0% 0-5 0.0% 3-8 37.5% 6-21 28.6%
FT %: 3-3 100.0% 1-3 33.3% 2-4 50.0% 3-4 75.0%

#1/1 UConn 66 • 25-0

Player statistics table for UConn vs South Carolina, including columns for Player, FG-FGA, 3-Ptr, FT-FTA, Rebounds, PF, TP, A TO Blk Stl, and Min.

1st - FG %: 8-18 44.4% 2nd: 7-16 43.8% 3rd: 7-17 41.2% 4th: 4-12 33.3% Game: 26-63 41.3% Deadball Rebounds 0
3FG %: 1-4 25.0% 2-6 33.3% 0-2 0.0% 1-5 20.0% 4-17 23.5%
FT %: 2-2 100.0% 0-0 0.0% 2-2 100.0% 6-6 100.0%

Officials: Joseph Vaszily, Scott Yarbrough, Rachelle Jones
Technical fouls: #6/6 South Carolina-None. #1/1 UConn-None.
Attendance: 10167

Score by periods table for UConn vs South Carolina showing 1st, 2nd, 3rd, 4th, and Total scores.

Points in game table showing In, Off, 2nd, Fast, Bench, and Break points for SC and UCONN.

Last FG - SC 4th-00:18, UCONN 4th-02:15.
Largest lead - SC by 3 2nd-05:42, UCONN by 16 4th-02:22.
SC led for 05:11. UCONN led for 30:43. Game was tied for 04:06.



Official Basketball Box Score -- Game Totals -- Final Statistics  
Vanderbilt vs #6/5 South Carolina  
02/16/17 7 p.m. at Columbia, S.C./Colonial Life Arena



Vanderbilt 51 • 12-14 (2-11 SEC)

Box score table for Vanderbilt vs South Carolina. Columns include Player, Total (FG-FGA, 3-Ptr), Rebounds (Off, Def, Tot), PF, TP, A TO Blk Stl, Min. Summary: Vanderbilt 51, South Carolina 82.

1st-FG %: 2-10 20.0% 2nd: 4-12 33.3% 3rd: 5-15 33.3% 4th: 1-16 6.3% Game: 12-53 22.6% Deadball Rebounds 5,2

#6/5 South Carolina 82 • 22-3 (12-1 SEC)

Box score table for #6/5 South Carolina vs Vanderbilt. Columns include Player, Total (FG-FGA, 3-Ptr), Rebounds (Off, Def, Tot), PF, TP, A TO Blk Stl, Min. Summary: South Carolina 82, Vanderbilt 51.

1st-FG %: 10-21 47.6% 2nd: 9-17 52.9% 3rd: 6-14 42.9% 4th: 7-15 46.7% Game: 32-67 47.8% Deadball Rebounds 11,1

Mizzou 62 • 19-9, 9-5

Box score table for Mizzou vs #6/5 South Carolina. Columns include Player, Total (FG-FGA, 3-Ptr), Rebounds (Off, Def, Tot), PF, TP, A TO Blk Stl, Min. Summary: Mizzou 62, South Carolina 30.

Officials: Cameron Inouye, William L. Smith, Douglas Knight. Technical fouls: Vanderbilt-None. #6/5 South Carolina-None. Attendance: 13089

Score by periods table for Mizzou vs South Carolina.

In Off 2nd Fast Bench table for Mizzou vs South Carolina.

Last FG - VANDY 4th-03:58, SC 4th-02:24. Largest lead - VANDY None, SC by 33 4th-04:20. VANDY led for 00:00. SC led for 38:50. Game was tied for 01:10.



Official Basketball Box Score -- Game Totals -- Final Statistics  
#6/5 South Carolina vs Mizzou  
02/19/17 2 p.m. at Mizzou Arena



#6/5 South Carolina 60 • 22-4, 12-2

Box score table for #6/5 South Carolina vs Mizzou. Columns include Player, Total (FG-FGA, 3-Ptr), Rebounds (Off, Def, Tot), PF, TP, A TO Blk Stl, Min. Summary: South Carolina 60, Mizzou 200.

1st-FG %: 5-14 35.7% 2nd: 4-12 33.3% 3rd: 8-13 61.5% 4th: 4-12 33.3% Game: 21-51 41.2% Deadball Rebounds 3,1

Mizzou 62 • 19-9, 9-5

Box score table for Mizzou vs #6/5 South Carolina. Columns include Player, Total (FG-FGA, 3-Ptr), Rebounds (Off, Def, Tot), PF, TP, A TO Blk Stl, Min. Summary: Mizzou 62, South Carolina 200.

1st-FG %: 6-15 40.0% 2nd: 4-9 44.4% 3rd: 8-14 57.1% 4th: 6-11 54.5% Game: 24-49 49.0% Deadball Rebounds 1,1

Officials: Bryan Enterline, Metta Roberts, Luis Gonzalez. Technical fouls: #6/5 South Carolina-None. Mizzou-None. Attendance: 5789

Score by periods table for Mizzou vs South Carolina.

In Off 2nd Fast Bench table for Mizzou vs South Carolina.

Last FG - SC 4th-01:24, MU 4th-00:01. Largest lead - SC by 10 3rd-06:06, MU by 5 1st-00:09. SC led for 17:47. MU led for 15:20. Game was tied for 06:53.



Official Basketball Box Score -- Game Totals -- Final Statistics  
#7/7 South Carolina vs Texas A&M  
02/23/17 8 p.m. at College Station, Texas (Reed Arena)



#7/7 South Carolina 80 • 23-4, 13-2 SEC

Box score table for #7/7 South Carolina vs Texas A&M. Columns include Player, Total (FG-FGA, 3-Ptr), Rebounds (Off, Def, Tot), PF, TP, A TO Blk Stl, Min. Summary: South Carolina 80, Texas A&M 200.

1st-FG %: 8-15 53.3% 2nd: 11-16 68.8% 3rd: 6-17 35.3% 4th: 6-14 42.9% Game: 31-62 50.0% Deadball Rebounds 1,1

Texas A&M 64 • 19-9, 9-6 SEC

Box score table for Texas A&M vs #7/7 South Carolina. Columns include Player, Total (FG-FGA, 3-Ptr), Rebounds (Off, Def, Tot), PF, TP, A TO Blk Stl, Min. Summary: Texas A&M 64, South Carolina 200.

1st-FG %: 7-17 41.2% 2nd: 7-14 50.0% 3rd: 3-14 21.4% 4th: 7-14 50.0% Game: 24-59 40.7% Deadball Rebounds 1,1

Officials: Dee Kantner, Mark Zentz, Eric. Technical fouls: #7/7 South Carolina-None. Texas A&M-None. Attendance: 6402

Score by periods table for Texas A&M vs South Carolina.

In Off 2nd Fast Bench table for Texas A&M vs South Carolina.

Last FG - SC 4th-01:52, TAMU 4th-00:41. Largest lead - SC by 20 4th-05:52, TAMU by 3 1st-04:51. SC led for 30:24. TAMU led for 07:46. Game was tied for 01:50.



Official Basketball Box Score -- Game Totals -- Final Statistics  
#22/- Kentucky vs #7/7 South Carolina  
02/26/17 2 p.m. at Columbia, S.C./Colonial Life Arena



#22/- Kentucky 87 • 20-9 (11-5 SEC)

Box score table for #22/- Kentucky vs #7/7 South Carolina. Columns include Player, Total (FG-FGA, 3-Ptr), Rebounds (Off, Def, Tot), PF, TP, A TO Blk Stl, Min. Summary: Kentucky 87, South Carolina 200.

1st-FG %: 6-14 42.9% 2nd: 8-17 47.1% 3rd: 5-15 33.3% 4th: 11-21 52.4% Game: 30-67 44.8% Deadball Rebounds 1,1

#7/7 South Carolina 95 • 24-4 (14-2 SEC)

Box score table for #7/7 South Carolina vs #22/- Kentucky. Columns include Player, Total (FG-FGA, 3-Ptr), Rebounds (Off, Def, Tot), PF, TP, A TO Blk Stl, Min. Summary: South Carolina 95, Kentucky 200.

1st-FG %: 11-19 57.9% 2nd: 8-13 61.5% 3rd: 5-9 55.6% 4th: 10-14 71.4% Game: 34-55 61.8% Deadball Rebounds 5,3

Officials: Susan Blauch, Michael McConnell, Carla Fountain. Technical fouls: #22/- Kentucky-None. #7/7 South Carolina-None. Attendance: 18000

Score by periods table for Kentucky vs South Carolina.

In Off 2nd Fast Bench table for Kentucky vs South Carolina.

Last FG - UK 4th-00:11, SC 4th-01:31. Largest lead - UK None, SC by 14 2nd-05:58. UK led for 00:00. SC led for 39:14. Game was tied for 00:37.



**2016-17 South Carolina Basketball**  
**South Carolina Game-by-Game Highs (as of Feb 26, 2017)**  
**All games**



Opponent	Date	Score	Points	Rebounds	Assists	Steals	Blocked shots
at #7/6 Ohio State	11/14/16	92-80	37-DAVIS, Kaela	13-COATES, Alaina	5-DAVIS, Kaela	3-DAVIS, Kaela CUEVAS-MOORE,	3-WILSON, A'ja
HAMPTON	11/20/16	92-38	28-COATES, Alaina	16-COATES, Alaina	5-DAVIS, Kaela	2-CUEVAS-MOORE, GRAY, Allisha CLINEY, Doniyah BRADSHAW, Araion	2-HERBERT HARRI COATES, Alaina WILSON, A'ja
MAINE	11/21/16	79-42	14-WILSON, A'ja	14-COATES, Alaina	4-CLINEY, Doniyah	2-CLINEY, Doniyah CUEVAS-MOORE,	4-WILSON, A'ja
SAINT PETER'S	11/22/16	93-38	16-COATES, Alaina	8-GRAY, Allisha CLINEY, Doniyah	5-GRAY, Allisha	5-CUEVAS-MOORE,	2-HERBERT HARRI WILSON, A'ja
vs #4/4 Louisville	11/27/16	83-59	17-COATES, Alaina GRAY, Allisha WILSON, A'ja	14-COATES, Alaina	6-HARRIS, Tyasha	4-COATES, Alaina	2-WILSON, A'ja
at #14/15 Texas	12/01/16	76-67	31-WILSON, A'ja	12-WILSON, A'ja	2-HERBERT HARRI CUEVAS-MOORE,	3-WILSON, A'ja HARRIS, Tyasha	4-WILSON, A'ja
at Duke	12/04/16	63-74	18-WILSON, A'ja	6-DAVIS, Kaela GRAY, Allisha WILSON, A'ja	6-GRAY, Allisha	2-DAVIS, Kaela CUEVAS-MOORE,	2-COATES, Alaina
MINNESOTA	12/11/16	98-58	22-DAVIS, Kaela	11-COATES, Alaina	7-GRAY, Allisha	2-WILSON, A'ja GRAY, Allisha CUEVAS-MOORE,	4-COATES, Alaina
CLEMSON	12/15/16	83-61	20-WILSON, A'ja	10-WILSON, A'ja COATES, Alaina	4-CUEVAS-MOORE, WILSON, A'ja DAVIS, Kaela	2-COATES, Alaina GRAY, Allisha	4-COATES, Alaina
#9/9 UCLA	12/18/16	66-57	20-COATES, Alaina	14-COATES, Alaina	2-GRAY, Allisha DAVIS, Kaela	2-DAVIS, Kaela	3-HERBERT HARRI
at Savannah State	12/21/16	70-30	18-WILSON, A'ja	7-COATES, Alaina CLINEY, Doniyah	5-CUEVAS-MOORE,	5-GRAY, Allisha	3-HERBERT HARRI
ALABAMA	01/01/17	93-45	23-WILSON, A'ja	11-COATES, Alaina	6-HARRIS, Tyasha	3-COATES, Alaina	4-HERBERT HARRI
at Auburn	01/05/17	73-47	21-DAVIS, Kaela	11-WILSON, A'ja	7-CUEVAS-MOORE,	1-WILSON, A'ja HARRIS, Tyasha COATES, Alaina DAVIS, Kaela	2-HERBERT HARRI WILSON, A'ja COATES, Alaina
at Florida	01/08/17	81-62	23-WILSON, A'ja	13-COATES, Alaina WILSON, A'ja	2-COATES, Alaina WILSON, A'ja GRAY, Allisha HARRIS, Tyasha	4-GRAY, Allisha	3-WILSON, A'ja
GEORGIA	01/12/17	66-63	25-CUEVAS-MOORE,	11-COATES, Alaina	3-HARRIS, Tyasha CUEVAS-MOORE,	4-HARRIS, Tyasha	1-PATRICK, Victoria
at LSU	01/15/17	84-61	24-COATES, Alaina	11-COATES, Alaina	3-DAVIS, Kaela CUEVAS-MOORE, HARRIS, Tyasha	3-CLINEY, Doniyah	3-GRAY, Allisha
OLE MISS	01/19/17	65-46	15-COATES, Alaina	15-COATES, Alaina	5-HARRIS, Tyasha	3-COATES, Alaina	2-HERBERT HARRI
#4/4 MISSISSIPPI ST.	01/23/17	64-61	26-WILSON, A'ja	12-COATES, Alaina	3-COATES, Alaina HARRIS, Tyasha	2-WILSON, A'ja GRAY, Allisha	3-WILSON, A'ja
at Georgia	01/26/17	62-44	19-WILSON, A'ja	13-COATES, Alaina	3-WILSON, A'ja	3-COATES, Alaina	4-COATES, Alaina
TENNESSEE	01/30/17	74-76	18-CUEVAS-MOORE,	9-COATES, Alaina	6-HARRIS, Tyasha	2-CLINEY, Doniyah	2-WILSON, A'ja
at #25/- Kentucky	02/02/17	75-63	20-COATES, Alaina WILSON, A'ja	18-COATES, Alaina	6-CLINEY, Doniyah	3-GRAY, Allisha DAVIS, Kaela	5-WILSON, A'ja
at Arkansas	02/05/17	79-49	18-WILSON, A'ja COATES, Alaina	19-COATES, Alaina	5-HARRIS, Tyasha	3-CLINEY, Doniyah	2-HERBERT HARRI
AUBURN	02/09/17	60-41	17-WILSON, A'ja	9-COATES, Alaina	6-GRAY, Allisha	3-HARRIS, Tyasha	2-HERBERT HARRI HARRIS, Tyasha WILSON, A'ja
at #1/1 UConn	02/13/17	55-66	17-WILSON, A'ja	15-COATES, Alaina	4-COATES, Alaina	2-HARRIS, Tyasha GRAY, Allisha	3-WILSON, A'ja
VANDERBILT	02/16/17	82-51	15-DAVIS, Kaela COATES, Alaina	8-WILSON, A'ja	5-GRAY, Allisha	5-WILSON, A'ja	3-COATES, Alaina
at Mizzou	02/19/17	60-62	23-WILSON, A'ja	9-WILSON, A'ja	3-GRAY, Allisha	3-GRAY, Allisha CUEVAS-MOORE,	3-WILSON, A'ja
at Texas A&M	02/23/17	80-64	21-WILSON, A'ja	15-WILSON, A'ja	4-HARRIS, Tyasha	6-CUEVAS-MOORE,	3-WILSON, A'ja
#22/- KENTUCKY	02/26/17	95-87	25-WILSON, A'ja	10-WILSON, A'ja	8-HARRIS, Tyasha	2-COATES, Alaina	2-WILSON, A'ja



**2016-17 South Carolina Basketball**  
**South Carolina Points-Rebounds-Assists (as of Feb 26, 2017)**  
**All games**



Opponent	Date	Score	00		01		03		04		10		12		15	
			PATRICK,VI	CUEVAS-MOO	DAVIS,KAEL	CLINEY,DON	GRAY,ALLIS	BRADSHAW,A	DAVIS,TIFF							
at #7/6 Ohio State	11/14/16	92-80	w	0-0-0	9-2-2	37-10-5	0-1-0	24-7-3	0-0-0	0-0-0						
HAMPTON	11/20/16	92-38	w	4-2-1	4-1-1	3-7-5	2-1-0	16-1-4	0-1-1	4-2-0						
MAINE	11/21/16	79-42	w	3-1-0	7-1-2	10-3-3	4-4-4	10-3-3	0-0-1	2-2-1						
SAINT PETER'S	11/22/16	93-38	w	3-0-1	11-3-3	14-3-3	3-8-1	13-8-5	3-0-1	0-3-1						
vs #4/4 Louisville	11/27/16	83-59	w	0-0-0	4-1-3	13-8-1	3-4-0	17-3-0	0-0-0	1-2-0						
at #14/15 Texas	12/01/16	76-67	w	DNP	7-0-2	12-3-1	0-0-0	8-4-0	DNP	DNP						
at Duke	12/04/16	63-74	L	DNP	9-2-2	14-6-2	0-0-0	11-6-6	DNP	0-1-0						
MINNESOTA	12/11/16	98-58	w	3-0-0	6-2-1	22-3-4	6-8-3	18-5-7	3-2-2	0-1-0						
CLEMSON	12/15/16	83-61	w	0-0-0	4-2-4	17-3-4	7-9-1	8-2-1	0-1-1	0-0-0						
#9/9 UCLA	12/18/16	66-57	w	DNP	10-5-1	2-4-2	6-4-0	11-3-2	DNP	DNP						
at Savannah State	12/21/16	70-30	w	4-2-2	3-3-5	6-4-3	3-7-0	12-4-4	2-1-1	DNP						
ALABAMA	01/01/17	93-45	w	3-2-0	9-1-1	16-3-2	1-5-1	7-2-2	1-3-2	3-0-0						
at Auburn	01/05/17	73-47	w	3-0-0	19-2-7	21-5-2	3-1-6	5-4-2	DNP	0-0-0						
at Florida	01/08/17	81-62	w	0-0-0	3-2-1	10-6-1	1-1-0	18-6-2	0-0-0	DNP						
GEORGIA	01/12/17	66-63	w	0-0-0	25-2-3	4-3-2	0-4-1	14-7-1	DNP	DNP						
at LSU	01/15/17	84-61	w	0-0-0	17-2-3	8-2-3	3-1-0	21-5-2	3-1-0	DNP						
OLE MISS	01/19/17	65-46	w	0-1-0	7-2-0	14-1-0	4-2-1	11-5-4	2-0-0	DNP						
#4/4 MISSISSIPPI ST.	01/23/17	64-61	w	DNP	2-1-0	4-0-1	1-0-0	17-7-1	DNP	DNP						
at Georgia	01/26/17	62-44	w	DNP	6-6-1	8-3-1	7-4-1	18-4-1	3-0-1	DNP						
TENNESSEE	01/30/17	74-76	L	DNP	18-3-0	15-2-0	0-1-0	14-8-1	0-0-0	DNP						
at #25/- Kentucky	02/02/17	75-63	w	0-0-0	3-0-2	7-2-0	3-1-6	11-5-2	0-0-0	DNP						
at Arkansas	02/05/17	79-49	w	3-0-0	10-2-0	10-3-2	0-5-1	10-4-4	0-3-1	DNP						
AUBURN	02/09/17	60-41	w	0-0-0	0-1-0	11-0-5	2-1-1	9-3-6	0-1-0	DNP						
at #1/1 UConn	02/13/17	55-66	L	DNP	11-4-0	3-2-0	0-0-0	7-2-2	DNP	DNP						
VANDERBILT	02/16/17	82-51	w	0-2-0	7-1-3	15-5-3	2-5-3	11-2-5	1-0-1	0-2-0						
at Mizzou	02/19/17	60-62	L	DNP	6-0-1	6-3-2	3-0-0	13-4-3	DNP	0-0-0						
at Texas A&M	02/23/17	80-64	w	0-0-0	16-0-2	7-11-3	2-2-0	12-6-3	2-1-0	0-0-0						
#22/- KENTUCKY	02/26/17	95-87	w	DNP	4-1-0	20-1-3	0-1-0	17-3-1	DNP	3-0-1						

Opponent	Date	Score	21		22		41		52	
			HERBERT HA	WILSON,A'J	COATES,ALA	HARRIS,TYA				
at #7/6 Ohio State	11/14/16	92-80	w	4-5-0	5-3-0	10-13-3	3-0-3			
HAMPTON	11/20/16	92-38	w	8-7-2	20-7-2	28-16-1	3-2-2			
MAINE	11/21/16	79-42	w	13-8-2	14-3-2	12-14-0	4-2-3			
SAINT PETER'S	11/22/16	93-38	w	9-4-0	14-5-4	16-7-2	7-0-1			
vs #4/4 Louisville	11/27/16	83-59	w	11-2-1	17-5-5	17-14-1	0-0-6			
at #14/15 Texas	12/01/16	76-67	w	2-4-2	31-12-0	6-7-0	10-1-0			
at Duke	12/04/16	63-74	L	0-3-1	18-6-0	8-5-2	3-1-1			
MINNESOTA	12/11/16	98-58	w	5-3-2	10-6-2	16-11-2	9-1-6			
CLEMSON	12/15/16	83-61	w	8-5-0	20-10-4	19-10-3	0-1-0			
#9/9 UCLA	12/18/16	66-57	w	2-7-0	13-13-0	20-14-0	2-1-1			
at Savannah State	12/21/16	70-30	w	3-6-0	18-3-1	9-7-2	10-5-1			
ALABAMA	01/01/17	93-45	w	4-5-1	23-9-2	19-11-1	7-1-6			
at Auburn	01/05/17	73-47	w	2-4-0	10-11-1	5-6-0	5-3-2			
at Florida	01/08/17	81-62	w	7-3-0	23-13-2	14-13-2	5-2-2			
GEORGIA	01/12/17	66-63	w	0-2-0	DNP	12-11-1	11-4-3			
at LSU	01/15/17	84-61	w	2-2-0	DNP	24-11-2	6-4-3			
OLE MISS	01/19/17	65-46	w	2-3-0	6-4-0	15-15-2	4-4-5			
#4/4 MISSISSIPPI ST.	01/23/17	64-61	w	0-0-0	26-9-2	9-12-3	5-1-3			
at Georgia	01/26/17	62-44	w	0-0-0	19-11-3	1-13-0	0-0-2			
TENNESSEE	01/30/17	74-76	L	0-1-0	14-4-1	7-9-2	6-1-6			
at #25/- Kentucky	02/02/17	75-63	w	4-2-0	20-9-3	20-18-1	7-1-5			
at Arkansas	02/05/17	79-49	w	6-6-0	18-1-0	18-19-4	4-1-5			
AUBURN	02/09/17	60-41	w	2-2-0	17-6-1	16-9-1	3-2-4			
at #1/1 UConn	02/13/17	55-66	L	0-3-1	17-5-1	10-15-4	7-2-3			
VANDERBILT	02/16/17	82-51	w	12-1-0	10-8-1	15-7-2	9-2-1			
at Mizzou	02/19/17	60-62	L	5-1-1	23-9-0	2-3-1	2-3-1			
at Texas A&M	02/23/17	80-64	w	13-1-1	21-15-2	DNP	7-0-4			
#22/- KENTUCKY	02/26/17	95-87	w	0-3-1	25-10-3	13-9-2	13-1-8			



**2016-17 South Carolina Basketball**  
 South Carolina Team Game-by-Game Comparison (as of Feb 26, 2017)  
 All games



Opponent	1st	2nd	Score	Mar	Total FG	FG Pct	3-Pointers	3FG Pct	Free Throws	FT Pct	Rebounds	Assist	T/Over	Block	Steal	Fouls	
#7/6 Ohio State	44/39	48/41	92-80	+12	31-64/28-70	.484/.400	4-11/7-27	.364/.259	26-41/17-24	.634/.708	48/36	+12	16/10	17/17	5/5	9/2	22/29
HAMPPTON	53/26	39/12	92-38	+54	29-70/14-58	.414/.241	6-21/4-15	.286/.267	28-35/6-12	.800/.500	50/36	+14	19/9	9/24	8/3	12/3	12/26
MAINE	43/19	36/23	79-42	+37	33-59/15-56	.559/.268	3-14/5-22	.214/.227	10-16/7-9	.625/.778	42/27	+15	21/9	10/13	5/2	7/4	11/15
SAINT PETER'S	64/21	29/17	93-38	+55	37-66/16-54	.561/.296	10-24/4-20	.417/.200	9-17/7-2	.529/1000	44/24	+20	22/6	13/22	7/1	17/11	4/14
#4/4 Louisville	37/29	46/30	83-59	+24	27-60/23-60	.450/.383	5-17/6-18	.294/.333	24-31/7-10	.774/.700	46/29	+17	17/14	13/17	6/9	7/3	19/27
#14/15 Texas	33/30	43/37	76-67	+9	22-52/28-68	.423/.412	2-10/4-13	.200/.308	30-40/7-14	.750/.500	37/40	(3)	5/13	13/17	6/9	10/5	18/29
Duke	29/36	34/38	63-74	(11)	24-57/30-60	.421/.500	6-23/5-12	.261/.417	9-14/9-11	.643/.818	33/30	+3	14/8	19/16	3/3	6/14	11/15
MINNESOTA	57/27	41/31	98-58	+40	38-72/18-63	.528/.286	16-33/10-32	.485/.313	6-10/12-18	.600/.667	45/38	+7	29/12	11/14	9/3	9/6	17/17
CLEMSON	38/28	45/33	83-61	+22	31-67/21-61	.463/.344	4-14/2-11	.286/.182	17-25/17-23	.680/.739	49/30	+19	18/5	13/11	11/2	6/5	19/20
#9/9 UCLA	26/26	40/31	66-57	+9	22-66/22-78	.333/.282	1-3/4-27	.333/.148	21-32/9-17	.656/.529	54/47	+7	6/9	15/9	5/7	4/11	14/27
Savannah State	39/12	31/18	70-30	+40	30-62/11-51	.484/.216	2-13/3-15	.154/.200	8-16/5-5	.500/1000	50/25	+25	19/3	10/16	6/1	12/7	9/9
ALABAMA	41/22	52/23	93-45	+48	34-64/16-59	.531/.271	6-16/4-16	.375/.250	19-26/9-12	.731/.750	44/27	+17	18/9	14/22	10/4	12/6	18/21
Auburn	41/25	32/22	73-47	+26	28-56/16-58	.500/.276	14-28/3-18	.500/.167	3-4/12-15	.750/.800	37/32	+5	20/6	15/11	6/1	4/4	19/11
Florida	47/24	34/38	81-62	+19	30-69/23-63	.435/.365	6-18/4-10	.333/.400	15-23/12-20	.652/.600	48/42	+6	10/11	14/22	6/2	13/6	22/22
GEORGIA	30/27	36/36	66-63	+3	22-60/24-57	.367/.421	6-18/7-15	.333/.467	16-22/8-14	.727/.571	34/40	(6)	11/19	11/18	1/4	13/4	14/22
LSU	49/36	35/25	84-61	+23	29-51/26-60	.569/.433	5-12/1-6	.417/.167	21-26/8-16	.808/.500	31/30	+1	13/8	16/18	4/1	12/8	15/19
OLE MISS	37/22	28/24	65-46	+19	23-57/19-52	.404/.365	2-9/2-9	.222/.222	17-24/6-14	.708/.429	41/31	+10	12/12	14/18	5/3	8/6	12/20
#4/4 MISSISSIPPI ST.	28/35	36/26	64-61	+3	20-42/26-66	.476/.394	3-13/6-16	.231/.375	21-28/3-9	.750/.333	33/34	(1)	10/16	14/9	5/3	5/8	17/23
Georgia	23/15	39/29	62-44	+18	20-57/20-54	.351/.370	5-16/1-10	.313/.100	17-31/3-8	.548/.375	45/38	+7	10/9	10/18	8/5	10/4	15/21
TENNESSEE	36/39	38/37	74-76	(2)	28-61/29-59	.459/.492	5-14/3-8	.357/.375	13-17/15-21	.765/.714	36/28	+8	10/14	13/9	2/2	5/7	21/15
#25/- Kentucky	42/23	33/40	75-63	+12	28-56/21-62	.500/.339	7-19/6-19	.368/.316	12-15/15-20	.800/.750	40/29	+11	19/9	17/14	8/0	7/5	18/15
Arkansas	43/25	36/24	79-49	+30	28-58/18-65	.483/.277	5-14/6-29	.357/.207	18-20/7-8	.900/.875	46/30	+16	17/10	12/13	4/1	10/4	13/17
AUBURN	29/16	31/25	60-41	+19	25-44/14-47	.568/.298	5-14/7-18	.357/.389	5-8/6-8	.625/.750	30/21	+9	18/10	14/10	7/3	3/8	10/11
#1/1 UConn	29/35	26/31	55-66	(11)	20-57/26-63	.351/.413	6-21/4-17	.286/.235	9-14/10-10	.643/1000	36/38	(2)	11/20	17/12	5/2	6/8	18/17
VANDERBILT	46/26	36/25	82-51	+31	32-67/12-53	.478/.226	3-18/4-18	.167/.222	15-31/23-28	.484/.821	37/41	(4)	19/7	5/20	7/1	12/2	19/28
Mizzou	30/26	30/36	60-62	(2)	21-51/24-49	.412/.490	3-18/6-18	.167/.333	15-22/8-11	.682/.727	26/34	(8)	9/10	14/21	3/1	12/6	19/23
Texas A&M	41/35	39/29	80-64	+16	31-62/24-59	.500/.407	3-11/5-11	.273/.455	15-16/11-17	.938/.647	38/33	+5	15/17	11/15	5/2	13/2	15/14
#22/- KENTUCKY	48/40	47/47	95-87	+8	34-55/30-67	.618/.448	2-7/9-26	.286/.346	25-34/18-21	.735/.857	31/29	+2	19/12	9/9	4/1	4/5	19/26

Note: Game totals are displayed in the format TEAM/OPPONENT for each category



**2016-17 South Carolina Basketball**  
**South Carolina Combined Team Statistics (as of Feb 26, 2017)**  
**vs. Ranked Teams**



<b>RECORD:</b>	<b>OVERALL</b>	<b>HOME</b>	<b>AWAY</b>	<b>NEUTRAL</b>
ALL GAMES	7-1	3-0	3-1	1-0
CONFERENCE	3-0	2-0	1-0	0-0
NON-CONFERENCE	4-1	1-0	2-1	1-0

##	Player	gp-gs	min	avg	Total		3-Point		F-Throw		Rebounds			pf	dq	a	to	blk	stl	pts	avg	
					fg-fga	fg%	3fg-fga	3fg%	ft-fga	ft%	off	def	tot									
22	WILSON, A'ja	8-8	251	31.4	57-100	.570	0-0	.000	40-55	.727	19	47	66	8.3	19	1	14	25	23	8	154	19.3
10	GRAY, Alisha	8-7	249	31.1	39-74	.527	7-21	.333	27-40	.675	10	24	34	4.3	19	0	11	9	2	9	112	14.0
41	COATES, Alaina	8-8	230	28.8	34-56	.607	0-0	.000	37-52	.712	31	71	102	12.8	25	0	14	16	8	6	105	13.1
03	DAVIS, Kaela	8-8	234	29.3	32-90	.356	11-34	.324	23-27	.852	4	26	30	3.8	21	0	13	27	0	11	98	12.3
01	CUEVAS-MOORE, Bia	8-4	162	20.3	17-58	.293	5-17	.294	11-14	.786	5	9	14	1.8	19	0	10	12	0	8	50	6.3
52	HARRIS, Tyasha	8-4	222	27.8	13-37	.351	5-22	.227	16-24	.667	2	5	7	0.9	14	0	29	11	1	5	47	5.9
21	HERBERT HARRIGAN	8-0	119	14.9	9-24	.375	0-1	.000	5-7	.714	7	19	26	3.3	14	0	5	9	8	3	23	2.9
04	CLINEY, Doniyah	8-0	102	12.8	2-9	.222	1-3	.333	8-14	.571	5	6	11	1.4	13	0	6	4	0	2	13	1.6
15	DAVIS, Tiffany	3-1	17	5.7	1-2	.500	1-2	.500	1-2	.500	0	2	2	0.7	0	0	1	0	0	0	4	1.3
12	BRADSHAW, Araion	3-0	8	2.7	0-1	.000	0-0	.000	0-0	.000	0	0	0	0.0	1	0	0	1	0	0	0	0.0
00	PATRICK, Victoria	3-0	6	2.0	0-1	.000	0-1	.000	0-0	.000	0	0	0	0.0	0	0	0	0	0	0	0	0.0
Team											15	18	33				1					
Total.....		8	1600		204-452	.451	30-101	.297	168-235	.715	98	227	325	40.6	145	1	103	115	42	52	606	75.8
Opponents.....		8	1600		204-534	.382	46-163	.282	86-125	.688	115	167	282	35.2	193	12	103	104	32	47	540	67.5

<b>TEAM STATISTICS</b>	<b>SC</b>	<b>OPP</b>	<b>Date</b>	<b>Opponent</b>	<b>Score</b>	<b>Att.</b>
SCORING	606	540	11/14/16	at #7/6 Ohio State	w 92-80	6683
Points per game	75.8	67.5	@ 11/27/16	vs #4/4 Louisville	w 83-59	1812
Scoring margin	+8.3	-	12/01/16	at #14/15 Texas	w 76-67	3330
FIELD GOALS-ATT	204-452	204-534	12/18/16	#9/9 UCLA	w 66-57	13367
Field goal pct	.451	.382	* 01/23/17	#4/4 MISSISSIPPI ST.	w 64-61	13120
3 POINT FG-ATT	30-101	46-163	* 02/02/17	at #25/- Kentucky	w 75-63	5533
3-point FG pct	.297	.282	02/13/17	at #1/1 UConn	L 55-66	10167
3-pt FG made per game	3.8	5.8	* 02/26/17	#22/- KENTUCKY	w 95-87	18000
FREE THROWS-ATT	168-235	86-125	* = Conference game			
Free throw pct	.715	.688	@ = Basketball Hall of Fame Women's Challenge (Columbia, S.C./Springfield, Mass.)			
F-Throws made per game	21.0	10.8				
REBOUNDS	325	282				
Rebounds per game	40.6	35.2				
Rebounding margin	+5.4	-				
ASSISTS	103	103				
Assists per game	12.9	12.9				
TURNOVERS	115	104				
Turnovers per game	14.4	13.0				
Turnover margin	-1.4	-				
Assist/turnover ratio	0.9	1.0				
STEALS	52	47				
Steals per game	6.5	5.9				
BLOCKS	42	32				
Blocks per game	5.3	4.0				
ATTENDANCE	44487	27525				
Home games-Avg/Game	3-14829	4-6428				
Neutral site-Avg/Game	-	1-1812				

<b>Score by Periods</b>	<b>1st</b>	<b>2nd</b>	<b>3rd</b>	<b>4th</b>	<b>Totals</b>
South Carolina	131	156	158	161	606
Opponents	132	125	127	156	540





**2016-17 South Carolina Basketball**  
**South Carolina Combined Team Statistics (as of Feb 26, 2017)**  
**Conference games**



<b>RECORD:</b>	<b>OVERALL</b>	<b>HOME</b>	<b>AWAY</b>	<b>NEUTRAL</b>
ALL GAMES	14-2	7-1	7-1	0-0
CONFERENCE	14-2	7-1	7-1	0-0
NON-CONFERENCE	0-0	0-0	0-0	0-0

##	Player	gp-gs	min	avg	Total		3-Point		F-Throw		Rebounds			pf	dq	a	to	blk	stl	pts	avg			
					fg-fga	fg%	3fg-fga	3fg%	ft-fa	ft%	off	def	tot											
22	WILSON, A'ja	14-14	413	29.5	99-156	.635	0-1	.000	57-79	.722	41	78	119	8.5	27	0	21	27	31	18	255	18.2		
10	GRAY, Alisha	16-15	469	29.3	71-143	.497	18-55	.327	48-64	.750	34	41	75	4.7	37	1	40	25	11	24	208	13.0		
41	COATES, Alaina	15-15	425	28.3	75-113	.664	0-0	.000	40-63	.635	43	123	166	11.1	41	1	24	22	20	21	190	12.7		
03	DAVIS, Kaela	16-16	432	27.0	62-183	.339	19-71	.268	33-42	.786	12	38	50	3.1	40	0	30	33	0	15	176	11.0		
01	CUEVAS-MOORE, Bia	16-2	391	24.4	49-118	.415	19-46	.413	35-42	.833	5	21	26	1.6	24	0	24	25	0	20	152	9.5		
52	HARRIS, Tyasha	16-16	452	28.3	33-81	.407	13-41	.317	15-20	.750	1	29	30	1.9	27	0	60	25	5	21	94	5.9		
21	HERBERT HARRIGAN	16-1	215	13.4	26-59	.441	1-2	.500	6-11	.545	10	26	36	2.3	30	1	4	18	17	3	59	3.7		
04	CLINEY, Doniyah	16-0	270	16.9	11-33	.333	4-12	.333	6-14	.429	15	19	34	2.1	26	0	21	19	0	19	32	2.0		
12	BRADSHAW, Araion	11-0	52	4.7	2-9	.222	2-5	.400	6-8	.750	2	7	9	0.8	8	0	5	5	0	1	12	1.1		
15	DAVIS, Tiffany	6-1	28	4.7	2-5	.400	2-5	.400	0-0	.000	1	1	2	0.3	1	0	1	0	0	0	6	1.0		
00	PATRICK, Victoria	11-0	53	4.8	3-10	.300	2-7	.286	1-4	.250	1	4	5	0.5	5	0	0	0	1	1	9	0.8		
Team											17	28	45											
Total.....		16	3200	433-910		.476	80-245	.327	247-347	.712	182	415	597	37.3	266	3	230	203	85	143	1193	74.6		
Opponents.....		16	3200	342-930		.368	74-247	.300	164-242	.678	192	327	519	32.4	308	9	179	247	34	85	922	57.6		

<b>TEAM STATISTICS</b>	<b>SC</b>	<b>OPP</b>	<b>Date</b>	<b>Opponent</b>	<b>Score</b>	<b>Att.</b>
SCORING	1193	922	* 01/01/17	ALABAMA	w 93-45	12069
Points per game	74.6	57.6	* 01/05/17	at Auburn	w 73-47	2144
Scoring margin	+16.9	-	* 01/08/17	at Florida	w 81-62	2232
FIELD GOALS-ATT	433-910	342-930	* 01/12/17	GEORGIA	w 66-63	12043
Field goal pct	.476	.368	* 01/15/17	at LSU	w 84-61	2840
3 POINT FG-ATT	80-245	74-247	* 01/19/17	OLE MISS	w 65-46	12518
3-point FG pct	.327	.300	* 01/23/17	#4/4 MISSISSIPPI ST.	w 64-61	13120
3-pt FG made per game	5.0	4.6	* 01/26/17	at Georgia	w 62-44	3540
FREE THROWS-ATT	247-347	164-242	* 01/30/17	TENNESSEE	L 74-76	13690
Free throw pct	.712	.678	* 02/02/17	at #25/- Kentucky	w 75-63	5533
F-Throws made per game	15.4	10.3	* 02/05/17	at Arkansas	w 79-49	1650
REBOUNDS	597	519	* 02/09/17	AUBURN	w 60-41	13360
Rebounds per game	37.3	32.4	* 02/16/17	VANDERBILT	w 82-51	13089
Rebounding margin	+4.9	-	* 02/19/17	at Mizzou	L 60-62	5789
ASSISTS	230	179	* 02/23/17	at Texas A&M	w 80-64	6402
Assists per game	14.4	11.2	* 02/26/17	#22/- KENTUCKY	w 95-87	18000
TURNOVERS	203	247	* = Conference game			
Turnovers per game	12.7	15.4	@ = Basketball Hall of Fame Women's Challenge (Columbia, S.C./Springfield, Mass.)			
Turnover margin	+2.8	-				
Assist/turnover ratio	1.1	0.7				
STEALS	143	85				
Steals per game	8.9	5.3				
BLOCKS	85	34				
Blocks per game	5.3	2.1				
ATTENDANCE	107889	30130				
Home games-Avg/Game	8-13486	8-3766				
Neutral site-Avg/Game	-	0-0				

<b>Score by Periods</b>	<b>1st</b>	<b>2nd</b>	<b>3rd</b>	<b>4th</b>	<b>Totals</b>
South Carolina	328	283	289	293	1193
Opponents	202	234	217	269	922



**2016-17 South Carolina Basketball**  
**South Carolina Combined Team Statistics (as of Feb 26, 2017)**  
**All games**



<b>RECORD:</b>	<b>OVERALL</b>	<b>HOME</b>	<b>AWAY</b>	<b>NEUTRAL</b>
ALL GAMES	24-4	13-1	10-3	1-0
CONFERENCE	14-2	7-1	7-1	0-0
NON-CONFERENCE	10-2	6-0	3-2	1-0

##	Player	gp-gs	min	avg	Total		3-Point		F-Throw		Rebounds			pf	dq	a	to	blk	stl	pts	avg	
					fg-fga	fg%	3fg-fga	3fg%	ft-fga	ft%	off	def	tot									
22	WILSON, A'ja	26-26	727	28.0	172-291	.591	0-1	.000	108-151	.715	68	129	197	7.6	56	1	42	53	58	30	452	17.4
41	COATES, Alaina	27-27	745	27.6	140-209	.670	0-0	.000	81-124	.653	92	207	299	11.1	66	1	44	39	39	32	361	13.4
10	GRAY, Alisha	28-27	794	28.4	130-260	.500	31-99	.313	72-101	.713	50	73	123	4.4	60	1	77	39	17	41	363	13.0
03	DAVIS, Kaela	28-27	763	27.3	113-324	.349	45-137	.328	58-74	.784	29	77	106	3.8	64	1	63	63	0	28	329	11.8
01	CUEVAS-MOORE, Bia	28-12	620	22.1	79-203	.389	30-78	.385	49-64	.766	12	40	52	1.9	44	0	50	42	2	43	237	8.5
52	HARRIS, Tyasha	28-18	707	25.3	55-136	.404	20-68	.294	22-32	.688	4	42	46	1.6	39	0	87	41	7	27	152	5.4
21	HERBERT HARRIGAN	28-1	436	15.6	50-117	.427	1-4	.250	23-35	.657	31	62	93	3.3	46	2	15	34	32	10	124	4.4
04	CLINEY, Doniyah	28-1	470	16.8	21-57	.368	5-17	.294	19-35	.543	33	47	80	2.9	41	0	30	30	1	28	66	2.4
00	PATRICK, Victoria	19-0	119	6.3	8-28	.286	7-22	.318	3-9	.333	3	7	10	0.5	7	0	4	3	2	3	26	1.4
12	BRADSHAW, Araion	19-0	127	6.7	5-19	.263	4-10	.400	6-8	.750	4	10	14	0.7	15	0	12	9	0	5	20	1.1
15	DAVIS, Tiffany	14-1	92	6.6	4-18	.222	2-13	.154	3-5	.600	3	10	13	0.9	2	0	3	4	1	1	13	0.9
Team											42	56	98				6					
Total.....		28	5600		777-1662	.468	145-449	.323	444-638	.696	371	760	1131	40.4	440	6	427	363	159	248	2143	76.5
Opponents.....		28	5600		594-1672	.355	132-476	.277	272-397	.685	346	573	919	32.8	553	19	297	435	77	164	1592	56.9

<b>TEAM STATISTICS</b>	<b>SC</b>	<b>OPP</b>	<b>Date</b>	<b>Opponent</b>	<b>Score</b>	<b>Att.</b>
SCORING	2143	1592	11/14/16	at #7/6 Ohio State	w 92-80	6683
Points per game	76.5	56.9	@ 11/20/16	HAMPTON	w 92-38	11795
Scoring margin	+19.7	-	@ 11/21/16	MAINE	w 79-42	11057
FIELD GOALS-ATT	777-1662	594-1672	@ 11/22/16	SAINT PETER'S	w 93-38	11455
Field goal pct	.468	.355	@ 11/27/16	vs #4/4 Louisville	w 83-59	1812
3 POINT FG-ATT	145-449	132-476	12/01/16	at #14/15 Texas	w 76-67	3330
3-point FG pct	.323	.277	12/04/16	at Duke	L 63-74	6036
3-pt FG made per game	5.2	4.7	12/11/16	MINNESOTA	w 98-58	12461
FREE THROWS-ATT	444-638	272-397	12/15/16	CLEMSON	w 83-61	11916
Free throw pct	.696	.685	12/18/16	#9/9 UCLA	w 66-57	13367
F-Throws made per game	15.9	9.7	12/21/16	at Savannah State	w 70-30	1411
REBOUNDS	1131	919	* 01/01/17	ALABAMA	w 93-45	12069
Rebounds per game	40.4	32.8	* 01/05/17	at Auburn	w 73-47	2144
Rebounding margin	+7.6	-	* 01/08/17	at Florida	w 81-62	2232
ASSISTS	427	297	* 01/12/17	GEORGIA	w 66-63	12043
Assists per game	15.3	10.6	* 01/15/17	at LSU	w 84-61	2840
TURNOVERS	363	435	* 01/19/17	OLE MISS	w 65-46	12518
Turnovers per game	13.0	15.5	* 01/23/17	#4/4 MISSISSIPPI ST.	w 64-61	13120
Turnover margin	+2.6	-	* 01/26/17	at Georgia	w 62-44	3540
Assist/turnover ratio	1.2	0.7	* 01/30/17	TENNESSEE	L 74-76	13690
STEALS	248	164	* 02/02/17	at #25/- Kentucky	w 75-63	5533
Steals per game	8.9	5.9	* 02/05/17	at Arkansas	w 79-49	1650
BLOCKS	159	77	* 02/09/17	AUBURN	w 60-41	13360
Blocks per game	5.7	2.8	02/13/17	at #1/1 UConn	L 55-66	10167
ATTENDANCE	179940	59569	* 02/16/17	VANDERBILT	w 82-51	13089
Home games-Avg/Game	14-12853	13-4443	* 02/19/17	at Mizzou	L 60-62	5789
Neutral site-Avg/Game	-	1-1812	* 02/23/17	at Texas A&M	w 80-64	6402
			* 02/26/17	#22/- KENTUCKY	w 95-87	18000

<b>Score by Periods</b>	<b>1st</b>	<b>2nd</b>	<b>3rd</b>	<b>4th</b>	<b>Totals</b>
South Carolina	557	546	537	503	2143
Opponents	368	396	388	440	1592

\* = Conference game  
 @ = Basketball Hall of Fame Women's Challenge (Columbia, S.C./Springfield, Mass.)