



# 2015-16 Women's Basketball SOUTH CAROLINA

Assoc. Media Relations Director: Diana Koval | Office: 803.777.7977 | Cell: 314.369.6050 | Email: dkoval@mailbox.sc.edu | Twitter: @DianaKovalSID  
Website: www.GamecocksOnline.com | Twitter: @GamecockWBB | Instagram: @GamecockWBB | Facebook: @GamecockWBB

Game 32 - SEC Tournament - Final

March 6, 2016 • 2:30 p.m. • Jacksonville, Fla. • Veterans Memorial Arena

**South Carolina  
Gamecocks**  
30-1, 16-0 SEC



vs.



**Mississippi State  
Bulldogs**  
25-6, 11-5 SEC

**Ranking:** 3/2 (AP/Coaches)

**Head Coach:** Dawn Staley

**Record at South Carolina:** 185-75 (8th)

**Career Record:** 357-155 (16th)

**Top Scorer:** A'ja Wilson (16.3)

**Top Rebounder:** Alaina Coates (10.2)

**Ranking:** 16/16

**Head Coach:** Vic Schaefer

**Record at MSU:** 88-44 (4th)

**Career Record:** 168-154 (11th)

**Top Scorer:** Victoria Vivians (16.5)

**Top Rebounder:** Chinwe Okorie (6.0)

## Schedule/Results

Nov. 13	#6/10 Ohio State (SECN+)	W, 88-80
Nov. 15	UNCG (SECN+)	W, 92-44
Nov. 18	at Clemson (ESPN3)	W, 67-41
Nov. 22	at UCLA (Pac-12 Network)	W, 68-65

*Waikiki Beach Marriott  
Rainbow Wahine Showdown*

Nov. 27	vs. #16/18 Arizona State	W, 60-58
Nov. 28	vs. CSU Bakersfield	W, 90-71
Nov. 29	at Hawaii	W, 67-51

Dec. 6	#14/13 Duke (ESPN2)	W, 66-55
Dec. 13	Winthrop (SECN)	W, 86-37
Dec. 16	Hampton (SECN+)	W, 86-48

*CresCom Bank Carolinas College Women's Challenge*

Dec. 20	vs. East Carolina	W, 88-57
---------	-------------------	----------

Dec. 22	Elon (SECN+)	W, 78-63
Jan. 3	Arkansas* (ESPNU)	W, 85-32
Jan. 7	at Vanderbilt* (SECN^)	W, 71-61
Jan. 10	#20/- Missouri* (SECN)	W, 83-58
Jan. 14	at #9/9 Kentucky* (SECN)	W, 73-62
Jan. 17	#15/11 Texas A&M* (ESPN2)	W, 59-58
Jan. 21	at Auburn* (SECN+)	W, 74-58
Jan. 24	at #10/10 Miss. State* (ESPN2)	W, 51-57
Jan. 28	Ole Miss* (SECN+)	W, 81-62
Jan. 31	at #10/10 Texas A&M* (ESPN2)	W, 70-63
Feb. 4	#18/18 Kentucky* (SECN)	W, 78-68
Feb. 8	#1/1 Connecticut (ESPN2)	L, 54-66
Feb. 11	#16/19 Florida* (SECN+)	W, 86-71
Feb. 15	at #24/-Tennessee* (ESPN2)	W, 62-56
Feb. 18	Georgia* (SECN+)	W, 61-51
Feb. 22	at Alabama* (SECN)	W, 66-46
Feb. 25	at Ole Miss* (SECN^)	W, 66-45
Feb. 28	LSU* (ESPNU)	W, 75-39

*SEC Tournament (Jacksonville, Fla.)*

Mar. 4	Auburn (SECN)	W, 57-48
Mar. 5	#13/13 Kentucky (ESPNU)	W, 93-63
Mar. 6	#16/16 Mississippi State (ESPN)	2:30 p.m.

*All Times Listed as Eastern and are subject to change*

*< indicates played in Myrtle Beach, S.C.*

*\* indicates SEC Game*

*SECN^ indicates whip around coverage on SEC Network with full game available on SECN+*

## Game Information

**TV:** ESPN (Paul Sunderland, play-by-play; Carolyn Peck, analyst; Cara Capuano, sideline)

**SC Radio:** 1320 AM/98.5 FM WOMG (Brad Muller) / Sirius 145 / XM 190 / SXM Online 963

## Series History

South Carolina Record .....	16-16
At Neutral Site .....	0-2
In Columbia .....	10-5
In Starkville .....	6-9
Staley Era .....	7-3
First Meeting .....	SC 84-60, 12/29/84
Current Streak .....	Won 7












### Last Five Meetings:

Date	Result	Location
1/24/16	W, 57-51	Starkville
2/26/15	W, 69-50	Columbia
2/6/14	W, 71-64	Starkville
2/24/13	W, 58-43	Columbia
1/6/13	W, 60-46	Starkville

## Game Notables

- The Gamecocks are in the SEC Tournament championship game for just the second time in school history, but the second time in as many seasons. South Carolina is looking to give the league back-to-back tournament championships for the eighth time in conference history.
- South Carolina head coach predicted that two-time All-American Tiffany Mitchell would avenge her SEC Tournament quarterfinal performance with a great game against No. 13/13 Kentucky (Mar. 5) in the semis, and the Charlotte, N.C., native delivered. Mitchell turned in her sixth 20-point game of the season, including four 3s to tie her season high. Over the last three games, including the eight-point outing against Auburn (Mar. 4), she averaged 17.3 points per game on 43.6 percent shooting, including 40.0 percent (8-of-20) from 3-point range. Mitchell's complete game has been on display in the last three contests, averaging 3.3 assists and 2.3 steals.
- Junior center Alaina Coates continues her season-long dominance on the glass, posting her 17th double-double of the season against No. 13/13 Kentucky (Mar. 5), including four of the last five games. Among the most dominant rebounders in Gamecock history, Coates is one of two to amass 1,000 career points and 800 rebounds before her senior season. She already holds the record for career defensive rebounds, she is seventh in offensive board with 269. Of her 17 double-doubles, 10 came during the SEC regular season and she has one in each game of this season's SEC Tournament. Coates also averages a double-double against ranked opponents, posting 10.8 points and 10.4 rebounds per game over the Gamecocks' 13 outings against ranked foes.
- Sophomore forward A'ja Wilson also bounced back from a tough offensive outing in the SEC Tournament quarterfinals, netting 18 points against No. 13/13 Kentucky, including 4-of-4 accuracy in the second half after sloughing off a hard foul in the paint. Two of her four blocked shots in the game came during the big run in the second quarter. Wilson has shined under the brightest spotlights, leading the team with 19.2 points per game against ranked opponents while blocking 4.1 shots per game and grabbing 9.5 rebounds per contest.
- Sophomore guard Bianca Cuevas has scored 8.4 points per game over the last five outings, including scoring 12.5 points per game in the SEC Tournament, shooting 60.0 percent from the field, including 4-of-8 from 3-point range, at the event. The Bronx native has been fine-tuning her jump shot after practice the last few weeks and reaping the rewards. Over the last five games, she is shooting 51.9 percent (14-of-27) from the field and 42.9 percent (6-of-14) from 3-point range. Cuevas entered the stretch shooting 34.2 percent overall and just 18.8 percent from 3-point range.
- Senior guard/forward Asia Dozier's impact on the Gamecocks cannot be measured by her entries in the box score. Instead, the team's productivity on both ends of the floor reflect the depth of her contributions. In the five games she missed with an injury, South Carolina averaged 68.2 points per game on 42.7 percent shooting and allowed opponents 62.4 points per game on 38.4 percent shooting. In the five games since her return, South Carolina has averaged 71.4 points on 45.7 percent shooting while opponents averaged 48.2 points on 31.8 percent shooting.

# 2015-16 South Carolina Media Roster

1		<b>Bianca Cuevas</b> 5-6 • So. • Guard • Bronx, N.Y. <i>kway-VAHS</i> PPG 6.6 RPG 1.6 APG 1.9 FG% .368 FT% .750	<b>LAST GAME:</b> 15 pts, 3 assts, 3 rebs vs. UK <b>NOTABLE:</b> Lightning-quick guard who finishes well in traffic ... scored in double figures 8x ... ≥ 3 steals 6x this season ... last 5 games - average 8.4 points, 3.2 assists, 2.2 steals ... 2014 McDonald's All-America.	<b>Career Highs</b> <b>Pts:</b> 21 at Ole Miss, 2/1/15 <b>Reb:</b> 6 at Alabama, 2/22/16 <b>Asst:</b> 6 vs. CSUB, 11/28/15 <b>Stl:</b> 5 vs. Missouri, 1/10/16
4		<b>Doniyah Cliney</b> 6-0 • R-Fr. • Guard • Newark, N.J. <i>dawn-YAY CLY-nee</i> PPG 3.5 RPG 0.9 APG 0.8 FG% .422 FT% .667	<b>LAST GM:</b> 3 pts, 1 asst, 6 mins vs. Kentucky <b>NOTABLE:</b> Athletic guard with good court vision, improving constantly since return from hand injury ... played in 17 games with 2 starts ... averaged 4.4 points over last 5 games ... won two HS state titles.	<b>Career Highs</b> <b>Pts:</b> 10 vs. Florida, 2/11/16 <b>Reb:</b> 3, 2x, vs. Florida, 2/11/16 <b>Asst:</b> 3 at Auburn, 1/21/16 <b>Stl:</b> 3 vs. Georgia, 2/18/16
5		<b>Khadijah Sessions</b> 5-8 • Sr. • Guard • Myrtle Beach, S.C. <i>kuh-DEE-zhuh SESH-uns</i> PPG 6.5 RPG 2.5 APG 2.2 FG% .444 FT% .636	<b>LAST GM:</b> 10 pts, 3 rebs, 3 stls vs. Kentucky <b>NOTABLE:</b> Team captain ... career best FG %age ... in SEC, 7.4 ppg on 45.3% FG ... hit clutch shots late in 5 tight wins ... posted ≥4 assists in 15 games ... 7.5 ppg in SEC Tournament.	<b>Career Highs</b> <b>Pts:</b> 19 vs. Auburn, 2/3/13 <b>Reb:</b> 11 at Alabama, 2/22/16 <b>Asst:</b> 8 vs. NC Central, 12/1/14 <b>Stl:</b> 6 vs. Georgia, 2/18/16
22		<b>A'ja Wilson</b> 6-5 • So. • Forward • Hopkins, S.C. <i>A-zhuh</i> PPG 16.3 RPG 8.6 BPG 3.2 FG% .547 FT% .720	<b>LAST GM:</b> 8 pts, 8 rebs, 3 bks vs. Auburn <b>NOTABLE:</b> SEC Player and Def. Player of the Year ... 11 dbl-dbls ... SEC top 5 in ppg, rpg, FG% ... 3.5 blocks, 2.5 assists per SEC Tournament game ... Naismith, Wooden, Drysdale Watch Lists ... 2015 All-America.	<b>Career Highs</b> <b>Pts:</b> 28 vs. Duke, 12/6/15 <b>Reb:</b> 19 at Kentucky, 3/1/15 <b>Blks:</b> 8, 2x, vs. TAMU, 1/17/16 <b>Stl:</b> 3, 4x, vs. C. Mich., 12/20/14
23		<b>Tina Roy</b> 5-11 • Sr. • Guard • Kaplan, La. PPG 6.0 RPG 1.5 APG 2.4 FG% .337 FT% .455	<b>LAST GM:</b> 9 pts, 3-of-3 3s vs. Kentucky <b>NOTABLE:</b> Team captain ... in SEC play - 7.4 ppg, .387 3FG %age (36-of-93) ... 4-of-6 from 3 in SEC Tourn ... ≥4 3s in 5 games ... ≥3 assists in 15 games ... 2nd on team in assists vs. SEC (2.6).	<b>Career Highs</b> <b>Pts:</b> 21 vs. Arkansas, 1/3/16 <b>Reb:</b> 8 at Miss. St., 2/6/14 <b>Asst:</b> 10 vs. Sav. St., 12/14/14 <b>Stl:</b> 3, 2x, vs. Ole Miss, 1/28/16
24		<b>Sarah Imovbioh</b> 6-2 • Sr. • Forward • Abuja, Nigeria <i>ih-MOE-vee-o</i> PPG 4.5 RPG 5.0 APG 0.2 FG% .577 FT% .448	<b>LAST GM:</b> 5 pts, 5 rebs vs. Kentucky <b>NOTABLE:</b> Great energy, aggressive around rim ... ≥10 rebs 3x, ≥10 pts 3x, 1 double-double ... 2nd on team in FG %age ... playing 17.0 minutes per SEC Tournament game.	<b>Career Highs</b> <b>Pts:</b> 19 vs. Hampton, 12/16/15 <b>Reb:</b> 12 vs. ECU, 12/20/15 <b>Asst:</b> 2, 2x, vs. Missouri, 1/10/16 <b>Stl:</b> 2, 3x, at Ole Miss, 2/15/16
25		<b>Tiffany Mitchell</b> 5-9 • Sr. • Guard • Charlotte, N.C. PPG 14.8 RPG 2.8 APG 2.5 FG% .411 FT% .831	<b>LAST GM:</b> 20 pts, 4 rebs, 3 stls, 2 assts vs. UK <b>NOTABLE:</b> All-SEC 1st Team ... ≥10 pts 28x ... 7th in SEC ppg, 3rd FT% ... vs. SEC, 15.6 ppg, 2.8 apg, 1.9 spg ... 17.3 ppg last 3 gms ... Naismith, Wooden, Drysdale, Staley Watch Lists ... 2x SEC POY, All-America.	<b>Career Highs</b> <b>Pts:</b> 25 vs. Georgia, 2/27/14 <b>Reb:</b> 11, 5x, at Arkansas, 1/2/14 <b>Asst:</b> 9 at SDSU, 11/23/13 <b>Stl:</b> 7 vs. NC Central, 12/1/14
31		<b>Asia Dozier</b> 6-0 • Sr. • Guard/For. • Columbia, S.C. <i>DOE-zhur</i> PPG 3.2 RPG 1.1 APG 2.3 FG% .321 FT% .722	<b>LAST GAME:</b> 9 assts vs. Kentucky <b>NOTABLE:</b> Two-time team captain ... cerebral player, nurturing leader ... Last 3 games - 3.7 apg ... always seems to deliver timely points or defensive play.	<b>Career Highs</b> <b>Pts:</b> 16, 2x, at SDSU, 11/23/13 <b>Reb:</b> 10 vs. Elon, 11/9/12 <b>Asst:</b> 9 vs. Kentucky, 3/5/16 <b>Stl:</b> 2, 9x, vs. Hampton, 12/16/15
40		<b>Jatarie White</b> 6-4 • So. • Forward • Charlotte, N.C. <i>juh-TAR-ee</i> PPG 3.0 RPG 3.1 APG 0.5 FG% .359 FT% .604	<b>LAST GAME:</b> 3 rebs, 11 mins vs. Kentucky <b>NOTABLE:</b> Solid play not always in box score ... steadily improving on both sides of ball ... good effort vs. Kentucky in SEC semifinal ... ≥5 rebs 7x ... ≥10 points 2x ... 2014 WBCA, McDonald's All-America.	<b>Career Highs</b> <b>Pts:</b> 14 vs. ECU, 12/20/15 <b>Reb:</b> 9 vs. Winthrop, 12/13/15 <b>Blk:</b> 4 vs. Winthrop, 12/13/15 <b>Stl:</b> 2 vs. Syracuse, 3/22/15
41		<b>Alaina Coates</b> 6-4 • Jr. • Center • Irmo, S.C. <i>uh-LAY-nuh COATS</i> PPG 11.8 RPG 10.2 BPG 1.3 FG% .636 FT% .558	<b>LAST GM:</b> 13 pts, 10 rebs, 2 assts vs. UK <b>NOTABLE:</b> All-SEC 1st Team ... has 16 dbl-dbls (1 triple) - 10 in SEC ... avg. dbl-dbl in SEC ... Top 25 in NCAA in rpg ... shot 66.7% vs. SEC ... 72.2% FT shooting last 3 games ... 2x All-SEC 2nd Team.	<b>Career Highs</b> <b>Pts:</b> 29 vs. Winthrop, 12/13/15 <b>Reb:</b> 18 at Alabama, 2/22/16 <b>Blk:</b> 10 vs. Winthrop, 12/13/15 <b>Asst:</b> 6 at Texas A&M, 1/31/16
44		<b>India Farmer</b> 6-0 • Jr. • Forward • N. Myrtle Beach, S.C. PPG 0.0 RPG 0.5 APG 0.0 FG% .000 FT% --	<b>LAST GAME:</b> 4 mins vs. Kentucky <b>NOTABLE:</b> Played in 8 games this season after seeing action in 16 in 2014-15, including five SEC and three postseason ... great team player ... works hard with good attitude.	<b>Career Highs</b> <b>Pts:</b> 3, 2x, vs. Alabama, 1/19/14 <b>Reb:</b> 3 vs. NC Central, 12/2/13 <b>Blk:</b> 2 vs. UNCG, 11/15/15 <b>Stl:</b> 1 at Florida, 1/19/15

Starter

Reserve

## Gamecocks' Five-Second Count

South Carolina is enjoying its most successful period in program history, clinching its third-straight SEC regular-season title and recording an SEC-record 45 wins during the stretch. With 118 career wins in the last four years, the 2016 Senior Class holds the program record, breaking the 2015 class' mark of 113, and holds a .874 winning percentage (118-17), which would also be the school record. South Carolina has not finished outside the SEC's top four in five campaigns with a 66-14 record. Nationally, 70 straight AP Poll appearances is the new program record.

In the last three seasons, three Gamecocks have earned All-America honors, including two on the 2015-16 squad, and 10 have earned All-SEC selection, including this season's three first-team selections.

## Quick Facts

### The University

**Location:** Columbia, S.C.

**Founded:** 1801

**Enrollment:** 32,972

**Colors:** Garnet (PMS 202C) and Black

**Nickname:** Gamecocks

**Conference:** Southeastern

**President:** Dr. Harris Pastides

**Athletics Director:** Ray Tanner

**Facility:** Colonial Life Arena (18,000)

### Coaching Staff

**Head Coach:** Dawn Staley

**Alma Mater:** Virginia, 1992

**Overall Record:** 357-155 (16th season)

**School Record:** 185-75 (8th season)

**Assoc. Head Coach (Alma Mater):**

Lisa Boyer (Ithaca, 1979)

**Assistant Coaches (Alma Mater):**

Nikki McCray-Penson (Tennessee, 1995)

Fred Chmiel (Excelsior, 2001)

### Team Information

**2014-15 Record:** 34-3

Home: 16-0 Away: 9-2 Neutral: 9-1

**SEC Record (Finish):** 15-1 (T-1st)

Home: 8-0 Away: 7-1

**Letterwinners Returning/Lost:** 11/3

**Starters Returning/Lost:** 3/2

### Program History

**First Year of Women's Basketball:** 1974-75

**All-Time Record:** 765-504 (42nd season)

**All-Time SEC Record:** 147-201 (25th season)

**NCAA Appearances (Last):** 12 (2015)

**NCAA Tournament Record:** 17-12

**2015 NCAA Result:** Final Four; L, 65-66, Notre Dame; Tampa, Fla.

**WNIT Appearances (Last):** 4 (2011)

**WNIT Record:** 3-4

### Media Relations

**Women's Basketball Contact:** Diana Koval

**Office:** 803.777.7977

**Cell:** 314.369.6050

**Email:** dkoval@mailbox.sc.edu

**Press Row Phone:** 803.777.6182

**Athletics Department on the Web**

**Website:** GamecocksOnline.com

**Twitter:** @GamecocksOnline

**Instagram:** @GamecocksOnline

**Facebook:** Facebook.com/GamecocksOnline

**YouTube:** YouTube.com/GamecocksOnline

**Women's Basketball on Twitter**

**Team:** @GamecockWBB

**Head Coach:** @DawnStaley

## By the Numbers

	2	5	12	84.6
2	Defensive rebounds needed by Alaina Coates to tie the school record for defensive boards in a season (230, Beth Hunt, 1989-90)			
2	Gamecocks all-time who have amassed at least 1,800 career points and 300 career assists, including senior guard Tiffany Mitchell with her 1,824 points and 343 assists			
4	Times in program history South Carolina has defeated a ranked opponent by at least 30 points			
5	Gamecocks who scored in double figures against #13/13 Kentucky (Mar. 4), marking the fourth time this season that many have netted at least 10 points in a game but the first against a ranked opponent			
6	Games this season in which senior guard Tiffany Mitchell scored 20 points – all in SEC play, including four in the last 10 league contests			
11	Games in which an SEC opponent scored less than 60 points against the Gamecocks			
12	Wins over nationally ranked opponents this season (a school record), including four over top-10 teams, eight against an SEC foe and five played outside Columbia			
12	Made 3s against #13/13 Kentucky (Mar. 5), the most in the Dawn Staley era, six of which came in the fourth quarter			
19.2	Points per game by sophomore forward A'ja Wilson against ranked opponents this season (13 games)			
28	Games in which South Carolina has shot a higher percentage than its opponent, including 17 games shooting at least 45.0 percent			
28	Quarters this season in which the Gamecocks have held their opponent to single digits, including at least one in five of the last six games			
48.2	Points per game allowed by the Gamecocks over the last five games			
50.9	Percent of South Carolina's points that are scored in the paint this season			
52	Quarters this season in which the Gamecocks have scored 20 or more points, including 17 quarters of 25 or more			
84.6	Percent shooting by the Gamecocks in the fourth quarter of the semifinal game against #13/13 Kentucky, the highest single quarter of the season			
93	Points scored by the Gamecocks against #13/13 Kentucky (Mar. 4), the highest output of the season			

and their most ever against a ranked opponent

98 Career points scored by Tiffany Mitchell in the SEC Tournament, a South Carolina record

## Mississippi State Series Notes

With seven straight wins over the Bulldogs, South Carolina has leveled the all-time series at 16-16. Mississippi State's last win in the series was a 55-53 decision at Colonial Life Arena on Feb. 11, 2010.

Nearly every battle with Mississippi State during the Dawn Staley era has been a defensive showcase. The Gamecocks have averaged 57.7 points over the 10 games while holding the Bulldogs to just 51.2 points per game. Only once has either team reached 70 points, and seven times neither team scored over 60 points in the game with the Gamecocks winning four of those seven.

Both teams have been nationally ranked in four of the all-time meetings, including each of the last two.

In the matchup earlier this season in Starkville, senior guard Tiffany Mitchell scored 21 points, including nine in the fourth quarter to hold off a late surge from the Bulldogs in front of their capacity crowd. The Gamecocks struggled shooting in the first third quarters, but hit 55.6 percent in the second and 70.0 percent in the fourth.

South Carolina's results vs. MSU since the arrival of head coach Dawn Staley:

Date	W/L	Score	Site	Rank (SC/MSU)
1/24/16	W	57-51	A	2/10
2/26/15	W	69-50	H	2/11
2/6/14	W	71-64	A	6/-
2/24/13	W	58-43	H	15/-
1/6/13	W	60-46	A	18/-
1/29/12	W	69-43	H	-/-
2/13/11	W	60-53	A	-/-
2/11/10	L	53-55	H	-/-
3/5/09	L	39-49	N	-/-
2/26/09	L	41-58	A	-/-

## Gamecocks' SEC Tournament History

The Gamecocks are trying to join Tennessee (1999-2000 and 2010-11) and Georgia (1983-84) as the only programs to win both the regular-season and tournament titles in back-to-back seasons. South Carolina could also join those two programs as the only to go undefeated in the SEC regular season and win the SEC Tournament – Georgia in 1986 (9-0 season, 3-0 tournament), Tennessee in 1994 (11-0 season, 3-0 tournament) and in 2011 (16-0 season, 3-0 tournament).

## Tale of the Tape

Mississippi State				South Carolina			
Overall	SEC Rank	SEC Only	SEC Rank	Overall	SEC Rank	SEC Only	SEC Rank
25-6		11-5		Overall Record	30-1		16-0
14-2		6-2		Home Record	14-1		8-0
6-4		5-3		Away Record	11-0		8-0
5-0				Neutral Record	5-0		
71.2	4th	62.6	6th	Points Per Game	73.8	3rd	71.7
54.1	2nd	57.1	2nd	Opp. Points Per Game	55.7	3rd	55.1
.405	10th	.380	10th	Field Goal %age	.458	2nd	.457
.370	6th	.386	6th	Opp. Field Goal %age	.348	1st	.347
.298	8th	.261	9th	3-Pt. Field Goal %age	.331	4th	.337
.269	2nd	.280	7th	Opp. 3-Pt. Field Goal %age	.282	5th	.253
.729	2nd	.742	3rd	Free Throw %age	.667	10th	.668
14.2		14.2		FTs Made Per Game	16.1		17.1
40.4	4th	37.3	6th	Rebounds Per Game	40.6	3rd	39.0
+6.0	3rd	+1.3	6th	Rebounding Margin	+7.6	2nd	+6.0
13.9	7th	10.9	10th	Assists Per Game	14.8	5th	14.9
+7.1	1st	+3.9	1st	Turnover Margin	+1.1	9th	+0.6
8.1	10th	6.9	10th	Steals Per Game	8.8	7th	9.3
4.7	3rd	4.6	4th	Blocks Per Game	5.4	1st	4.7





**2015-16 South Carolina Basketball**  
**#3/2 South Carolina Combined Team Statistics (as of Mar 05, 2016)**  
**Last 5**



<b>RECORD:</b>	<b>OVERALL</b>	<b>HOME</b>	<b>AWAY</b>	<b>NEUTRAL</b>
ALL GAMES	5-0	1-0	2-0	2-0
CONFERENCE	3-0	1-0	2-0	0-0
NON-CONFERENCE	2-0	0-0	0-0	2-0

##	Player	gp-gs	min	avg	Total		3-Point		F-Throw		Rebounds				pf	dq	a	to	blk	stl	pts	avg
					fg-fga	fg%	3fg-fga	3fg%	ft-fa	ft%	off	def	tot	avg								
25	MITCHELL, Tiffany	5-4	146	29.2	24-58	.414	11-28	.393	15-18	.833	4	7	11	2.2	12	0	12	10	0	11	74	14.8
22	WILSON, A'ja	5-4	136	27.2	30-50	.600	0-0	.000	12-14	.857	10	25	35	7.0	8	0	10	14	16	5	72	14.4
41	COATES, Alaina	5-4	126	25.2	20-42	.476	0-0	.000	21-30	.700	23	35	58	11.6	14	0	2	3	5	6	61	12.2
01	CUEVAS, Bianca	5-1	111	22.2	14-27	.519	6-14	.429	8-9	.889	3	10	13	2.6	8	0	16	12	0	11	42	8.4
23	ROY, Tina	5-1	94	18.8	8-17	.471	8-16	.500	1-2	.500	0	6	6	1.2	1	0	10	5	0	0	25	5.0
05	SESSIONS, Khadijah	5-5	100	20.0	5-19	.263	4-8	.500	8-13	.615	5	12	17	3.4	5	0	6	9	1	9	22	4.4
04	CLINEY, Doniyah	5-0	45	9.0	6-10	.600	1-3	.333	8-9	.889	1	2	3	0.6	3	0	5	6	1	3	21	4.2
24	IMOVBIQH, Sarah	5-1	83	16.6	8-17	.471	0-0	.000	4-9	.444	7	16	23	4.6	12	0	2	5	2	5	20	4.0
31	DOZIER, Asia	5-5	112	22.4	5-19	.263	3-14	.214	3-6	.500	0	5	5	1.0	3	0	17	11	1	2	16	3.2
40	WHITE, Jatarie	3-0	32	10.7	1-5	.200	0-0	.000	2-5	.400	1	7	8	2.7	7	0	1	2	1	0	4	1.3
44	FARMER, India	4-0	15	3.8	0-1	.000	0-0	.000	0-0	.000	0	0	0	0.0	0	0	1	2	0	0	0	0.0
Team											10	10	20					3				
Total.....		5	1000		121-265	.457	33-83	.398	82-115	.713	64	135	199	39.8	73	0	82	82	27	52	357	71.4
Opponents.....		5	1000		90-283	.318	18-68	.265	43-66	.652	67	89	156	31.2	98	2	43	85	13	36	241	48.2



**2015-16 South Carolina Basketball**  
**#3/2 South Carolina Combined Team Statistics (as of Mar 05, 2016)**  
**Last 3**



<b>RECORD:</b>	<b>OVERALL</b>	<b>HOME</b>	<b>AWAY</b>	<b>NEUTRAL</b>
ALL GAMES	3-0	1-0	0-0	2-0
CONFERENCE	1-0	1-0	0-0	0-0
NON-CONFERENCE	2-0	0-0	0-0	2-0

##	Player	gp-gs	min	avg	Total		3-Point		F-Throw		Rebounds				pf	dq	a	to	blk	stl	pts	avg
					fg-fga	fg%	3fg-fga	3fg%	ft-fa	ft%	off	def	tot	avg								
25	MITCHELL, Tiffany	3-3	89	29.7	17-39	.436	8-20	.400	10-12	.833	3	3	6	2.0	6	0	10	5	0	7	52	17.3
22	WILSON, A'ja	3-2	74	24.7	16-27	.593	0-0	.000	8-8	1.000	3	18	21	7.0	6	0	5	5	8	4	40	13.3
41	COATES, Alaina	3-2	65	21.7	12-28	.429	0-0	.000	13-18	.722	16	10	26	8.7	8	0	2	0	3	3	37	12.3
01	CUEVAS, Bianca	3-0	66	22.0	10-17	.588	5-10	.500	3-3	1.000	0	5	5	1.7	5	0	9	4	0	5	28	9.3
23	ROY, Tina	3-1	63	21.0	7-13	.538	7-12	.583	1-2	.500	0	4	4	1.3	0	0	4	2	0	0	22	7.3
05	SESSIONS, Khadijah	3-3	58	19.3	4-10	.400	3-4	.750	7-9	.778	1	3	4	1.3	1	0	2	4	1	6	18	6.0
04	CLINEY, Doniyah	3-0	23	7.7	3-4	.750	1-1	1.000	3-3	1.000	0	1	1	0.3	0	0	3	3	1	2	10	3.3
24	IMOVBIQH, Sarah	3-1	52	17.3	3-9	.333	0-0	.000	3-7	.429	6	6	12	4.0	6	0	1	3	2	2	9	3.0
31	DOZIER, Asia	3-3	69	23.0	2-12	.167	1-8	.125	0-2	.000	0	4	4	1.3	3	0	11	6	0	2	5	1.7
40	WHITE, Jatarie	3-0	32	10.7	1-5	.200	0-0	.000	2-5	.400	1	7	8	2.7	7	0	1	2	1	0	4	1.3
44	FARMER, India	2-0	9	4.5	0-0	.000	0-0	.000	0-0	.000	0	0	0	0.0	0	0	1	1	0	0	0	0.0
Team											4	6	10					2				
Total.....		3	600		75-164	.457	25-55	.455	50-69	.725	34	67	101	33.7	42	0	49	37	16	31	225	75.0
Opponents.....		3	600		58-157	.369	8-23	.348	26-38	.684	36	57	93	31.0	58	0	29	54	7	15	150	50.0



**2015-16 South Carolina Basketball**  
**#3/2 South Carolina Combined Team Statistics (as of Mar 05, 2016)**  
**SEC Tournament**



<b>RECORD:</b>	<b>OVERALL</b>	<b>HOME</b>	<b>AWAY</b>	<b>NEUTRAL</b>
ALL GAMES	2-0	0-0	0-0	2-0
CONFERENCE	0-0	0-0	0-0	0-0
NON-CONFERENCE	2-0	0-0	0-0	2-0

##	Player	gp-gs	min	avg	Total		3-Point		F-Throw		Rebounds				pf	dq	a	to	blk	stl	pts	avg
					fg-fga	fg%	3fg-fga	3fg%	ft-fa	ft%	off	def	tot	avg								
25	MITCHELL, Tiffany	2-2	59	29.5	10-27	.370	4-12	.333	4-5	.800	2	3	5	2.5	4	0	5	4	0	4	28	14.0
41	COATES, Alaina	2-2	48	24.0	10-22	.455	0-0	.000	7-11	.636	13	9	22	11.0	5	0	2	0	3	3	27	13.5
22	WILSON, A'ja	2-2	57	28.5	11-20	.550	0-0	.000	4-4	1.000	2	12	14	7.0	4	0	5	4	7	3	26	13.0
01	CUEVAS, Bianca	2-0	47	23.5	9-15	.600	4-8	.500	3-3	1.000	0	4	4	2.0	3	0	6	4	0	5	25	12.5
05	SESSIONS, Khadijah	2-2	38	19.0	3-7	.429	2-3	.667	7-9	.778	1	3	4	2.0	0	0	2	3	1	3	15	7.5
23	ROY, Tina	2-0	35	17.5	4-7	.571	4-6	.667	1-2	.500	0	2	2	1.0	0	0	1	2	0	0	13	6.5
24	IMOVBIQH, Sarah	2-0	34	17.0	3-9	.333	0-0	.000	2-5	.400	5	2	7	3.5	3	0	1	3	2	1	8	4.0
31	DOZIER, Asia	2-2	43	21.5	2-9	.222	1-5	.200	0-0	.000	0	2	2	1.0	3	0	9	3	0	1	5	2.5
04	CLINEY, Doniyah	2-0	13	6.5	1-2	.500	0-0	.000	1-1	1.000	0	1	1	0.5	0	0	1	2	1	0	3	1.5
44	FARMER, India	1-0	4	4.0	0-0	.000	0-0	.000	0-0	.000	0	0	0	0.0	0	0	1	1	0	0	0	0.0
40	WHITE, Jatarie	2-0	22	11.0	0-3	.000	0-0	.000	0-3	.000	1	5	6	3.0	4	0	1	1	1	0	0	0.0
Team											2	5	7					1				
Total.....		2	400		53-121	.438	15-34	.441	29-43	.674	26	48	74	37.0	26	0	34	28	15	20	150	75.0
Opponents.....		2	400		45-112	.402	6-20	.300	15-24	.625	21	43	64	32.0	37	0	21	34	5	9	111	55.5

<b>TEAM STATISTICS</b>	<b>SC</b>	<b>OPP</b>
SCORING	150	111
Points per game	75.0	55.5
Scoring margin	+19.5	-
FIELD GOALS-ATT	53-121	45-112
Field goal pct	.438	.402
3 POINT FG-ATT	15-34	6-20
3-point FG pct	.441	.300
3-pt FG made per game	7.5	3.0
FREE THROWS-ATT	29-43	15-24
Free throw pct	.674	.625
F-Throws made per game	14.5	7.5
REBOUNDS	74	64
Rebounds per game	37.0	32.0
Rebounding margin	+5.0	-
ASSISTS	34	21
Assists per game	17.0	10.5
TURNOVERS	28	34
Turnovers per game	14.0	17.0
Turnover margin	+3.0	-
Assist/turnover ratio	1.2	0.6
STEALS	20	9
Steals per game	10.0	4.5
BLOCKS	15	5
Blocks per game	7.5	2.5
ATTENDANCE	0	7877
Home games-Avg/Game	0-0	0-0
Neutral site-Avg/Game	-	2-3938

<b>Date</b>	<b>Opponent</b>		<b>Score</b>	<b>Att.</b>
^ 03/04/16	vs Auburn	w	57-48	2245
^ 03/05/16	vs #13/13 Kentucky	w	93-63	5632

\* = Conference game

@ = Rainbow Wahine Showdown (Honolulu, Hawaii)

< = Carolinas Challenge (Myrtle Beach, S.C.)

^ = SEC Tournament (Jacksonville, Fla.)

<b>Score by Periods</b>	<b>1st</b>	<b>2nd</b>	<b>3rd</b>	<b>4th</b>	<b>Totals</b>
#3/2 South Carolina	36	38	32	44	150
Opponents	27	20	22	42	111



**2015-16 South Carolina Basketball**  
**#3/2 South Carolina Combined Team Statistics (as of Mar 05, 2016)**  
**vs. Ranked**



<b>RECORD:</b>	<b>OVERALL</b>	<b>HOME</b>	<b>AWAY</b>	<b>NEUTRAL</b>
ALL GAMES	12-1	6-1	4-0	2-0
CONFERENCE	8-0	4-0	4-0	0-0
NON-CONFERENCE	4-1	2-1	0-0	2-0

##	Player	gp-gs	min	avg	Total		3-Point		F-Throw		Rebounds				pf	dq	a	to	blk	stl	pts	avg
					fg-fga	fg%	3fg-fga	3fg%	ft-fa	ft%	off	def	tot	avg								
22	WILSON, A'ja	13-13	384	29.5	92-169	.544	0-0	.000	65-84	.774	37	86	123	9.5	34	0	16	35	53	12	249	19.2
25	MITCHELL, Tiffany	13-13	426	32.8	61-159	.384	18-64	.281	48-56	.857	12	24	36	2.8	31	0	24	42	3	24	188	14.5
41	COATES, Alaina	13-12	374	28.8	55-86	.640	0-0	.000	30-58	.517	28	107	135	10.4	35	0	20	20	12	20	140	10.8
05	SESSIONS, Khadijah	13-13	386	29.7	32-73	.438	8-21	.381	38-58	.655	7	23	30	2.3	31	1	23	19	2	26	110	8.5
01	CUEVAS, Bianca	13-0	194	14.9	23-73	.315	5-16	.313	18-27	.667	2	14	16	1.2	12	0	19	18	2	12	69	5.3
23	ROY, Tina	13-5	284	21.8	22-76	.289	19-60	.317	3-7	.429	4	17	21	1.6	7	0	29	17	1	6	66	5.1
04	CLINEY, Doniyah	9-2	116	12.9	11-25	.440	2-5	.400	8-13	.615	2	4	6	0.7	12	0	6	12	0	4	32	3.6
24	IMOVBIQH, Sarah	13-1	149	11.5	18-32	.563	0-0	.000	3-13	.231	28	29	57	4.4	25	0	3	14	3	1	39	3.0
40	WHITE, Jatarie	13-0	131	10.1	7-20	.350	0-1	.000	12-20	.600	10	22	32	2.5	23	0	6	13	3	4	26	2.0
31	DOZIER, Asia	9-6	133	14.8	3-18	.167	0-7	.000	4-4	1.000	2	9	11	1.2	9	0	17	13	0	3	10	1.1
44	FARMER, India	1-0	4	4.0	0-0	.000	0-0	.000	0-0	.000	0	0	0	0.0	0	0	1	1	0	0	0	0.0
03	DUCKETT, Kaydra	1-0	3	3.0	0-1	.000	0-0	.000	0-0	.000	0	0	0	0.0	1	0	0	0	0	0	0	0.0
00	COLLEY, Shay	2-0	16	8.0	0-2	.000	0-1	.000	0-0	.000	0	1	1	0.5	4	0	0	2	0	0	0	0.0
Team											21	23	44		1		4					
Total.....		13	2600		324-734	.441	52-175	.297	229-340	.674	153	359	512	39.4	225	1	164	210	79	112	929	71.5
Opponents.....		13	2600		300-815	.368	59-182	.324	150-201	.746	173	297	470	36.2	295	10	135	212	50	97	809	62.2

<b>TEAM STATISTICS</b>	<b>SC</b>	<b>OPP</b>	<b>Date</b>	<b>Opponent</b>	<b>Score</b>	<b>Att.</b>
SCORING	929	809	11/13/15	#6/10 OHIO STATE	w 88-80	16815
Points per game	71.5	62.2	@ 11/27/15	vs #16/18 Arizona State	w 60-58	2020
Scoring margin	+9.2	-	12/06/15	#14/13 DUKE	w 66-55	16429
FIELD GOALS-ATT	324-734	300-815	* 01/10/16	#20/- MISSOURI	w 83-58	15934
Field goal pct	.441	.368	* 01/14/16	at #9/9 Kentucky	w 73-62	5527
3 POINT FG-ATT	52-175	59-182	* 01/17/16	#15/11 TEXAS A&M	w 59-58	15406
3-point FG pct	.297	.324	* 01/24/16	at #10/10 Mississippi State	w 57-51	10626
3-pt FG made per game	4.0	4.5	* 01/31/16	at #10/10 Texas A&M	w 70-63	8511
FREE THROWS-ATT	229-340	150-201	* 02/04/16	#18/18 KENTUCKY	w 78-68	15015
Free throw pct	.674	.746	02/08/16	#1/1 UCONN	L 54-66	18000
F-Throws made per game	17.6	11.5	* 02/11/16	#16/19 FLORIDA	w 86-71	13324
REBOUNDS	512	470	* 02/15/16	at #24/- Tennessee	w 62-56	12014
Rebounds per game	39.4	36.2	^ 03/05/16	vs #13/13 Kentucky	w 93-63	5632
Rebounding margin	+3.2	-				
ASSISTS	164	135				
Assists per game	12.6	10.4				
TURNOVERS	210	212				
Turnovers per game	16.2	16.3				
Turnover margin	+0.2	-				
Assist/turnover ratio	0.8	0.6				
STEALS	112	97				
Steals per game	8.6	7.5				
BLOCKS	79	50				
Blocks per game	6.1	3.8				
ATTENDANCE	110923	44330				
Home games-Avg/Game	7-15846	4-9170				
Neutral site-Avg/Game	-	2-3826				

\* = Conference game

@ = Rainbow Wahine Showdown (Honolulu, Hawaii)

< = Carolinas Challenge (Myrtle Beach, S.C.)

^ = SEC Tournament (Jacksonville, Fla.)

<b>Score by Periods</b>	<b>1st</b>	<b>2nd</b>	<b>3rd</b>	<b>4th</b>	<b>Totals</b>
#3/2 South Carolina	196	214	228	291	929
Opponents	187	194	202	226	809



\* = Conference game  
 @ = Rainbow Wahine Showdown (Honolulu, Hawaii)  
 < = Carolinas Challenge (Myrtle Beach, S.C.)  
 ^ = SEC Tournament (Jacksonville, Fla.)