



2015-16 Women's Basketball SOUTH CAROLINA

Assoc. Media Relations Director: Diana Koval | Office: 803.777.7977 | Cell: 314.369.6050 | Email: dkoval@mailbox.sc.edu | Twitter: @DianaKovalSID
Website: www.GamecocksOnline.com | Twitter: @GamecockWBB | Instagram: @GamecockWBB | Facebook: @GamecockWBB

Game 28

Feb. 25, 2016 • 8 p.m. (CT) • Oxford, Miss. • Pavilion at Ole Miss (9,500)

South Carolina Gamecocks
26-1, 14-0 SEC



vs.



Ole Miss Rebels
10-17, 2-12 SEC

Ranking: 3/2 (AP/Coaches)

Head Coach: Dawn Staley

Record at South Carolina: 181-75 (8th)

Career Record: 353-155 (16th)

Top Scorer: A'ja Wilson (16.7)

Top Rebounder: Alaina Coates (10.2)

Ranking: -/-

Head Coach: Matt Insell

Record at OM: 41-51 (3rd)

Career Record: Same

Top Scorer: Shandricka Sessom (15.5)

Top Rebounder: Bretta Hart (5.5)

Schedule/Results

Nov. 13	#6/10 Ohio State (SECN+)	W, 88-80
Nov. 15	UNCG (SECN+)	W, 92-44
Nov. 18	at Clemson (ESPN3)	W, 67-41
Nov. 22	at UCLA (Pac-12 Network)	W, 68-65

*Waikiki Beach Marriott
Rainbow Wahine Showdown*

Nov. 27	vs. #16/18 Arizona State	W, 60-58
Nov. 28	vs. CSU Bakersfield	W, 90-71
Nov. 29	at Hawaii	W, 67-51

Dec. 6	#14/13 Duke (ESPN2)	W, 66-55
Dec. 13	Winthrop (SECN)	W, 86-37
Dec. 16	Hampton (SECN+)	W, 86-48

CresCom Bank Carolinas College Women's Challenge

Dec. 20	vs. East Carolina	W, 88-57
---------	-------------------	----------

Dec. 22	Elon (SECN+)	W, 78-63
Jan. 3	Arkansas* (ESPNU)	W, 85-32
Jan. 7	at Vanderbilt* (SECN^)	W, 71-61
Jan. 10	#20/- Missouri* (SECN)	W, 83-58
Jan. 14	at #9/9 Kentucky* (SECN)	W, 73-62
Jan. 17	#15/11 Texas A&M* (ESPN2)	W, 59-58
Jan. 21	at Auburn* (SECN+)	W, 74-58
Jan. 24	at #10/10 Miss. State* (ESPN2)	W, 51-57
Jan. 28	Ole Miss* (SECN+)	W, 81-62
Jan. 31	at #10/10 Texas A&M* (ESPN2)	W, 70-63
Feb. 4	#18/18 Kentucky* (SECN)	W, 78-68
Feb. 8	#1/1 Connecticut (ESPN2)	L, 54-66
Feb. 11	#16/19 Florida* (SECN+)	W, 86-71
Feb. 15	at #24/- Tennessee* (ESPN2)	W, 62-56
Feb. 18	Georgia* (SECN+)	W, 61-51
Feb. 22	at Alabama* (SECN)	W, 66-46
Feb. 25	at Ole Miss* (SECN^)	9 p.m.
Feb. 28	LSU* (ESPNU)	2 p.m.

SEC Tournament (Jacksonville, Fla.)

Mar. 4	Quarterfinals (SECN)	Noon
Mar. 5	Semifinals (ESPNU)	5 p.m.
Mar. 6	Final (ESPN)	2:30 p.m.

All Times Listed as Eastern and are subject to change

< indicates played in Myrtle Beach, S.C.

** indicates SEC Game*

SECN^ indicates whip around coverage on SEC Network with full game available on SECN+

Game Information

Tickets: \$5 General Admission

Live Stats: OleMissSports.com

Radio: 107.5 The Game (Brad Muller)

TV: SEC Network+/SEC Network Whip Around Coverage (Paul Sunderland, play-by-play; Carolyn Peck, analyst)

Series History

South Carolina Record	19-17
In Oxford	6-8
In Columbia	11-5
At Neutral Site	2-4
Staley Era	9-2
First Meeting	OM 84-76, 11/25/78
Current Streak	Won 7

Last Five Meetings:

Date	Result	Location
1/28/16	W, 81-62	Columbia
2/1/15	W, 77-59	Oxford
1/30/14	W, 99-70	Columbia
2/17/13	W, 62-47	Oxford
1/26/12	W, 61-43	Columbia












Game Notables

- South Carolina has built its series lead against Ole Miss by winning nine of the 11 contests since the arrival of head coach Dawn Staley (2008-09 season). During that stretch, the Gamecocks' nine wins have come by an average of 15.4 points while each of the two losses were by a single point.
- With 43 SEC regular-season wins in the last three seasons, the Gamecocks are currently tied with the 2010-12 Tennessee teams for the best three-year mark in league history.
- The South Carolina has held eight opponents under 60 points this season, including four that were nationally ranked. The Gamecocks have seen just three teams top 70 points this season with Florida's 71 the lone entry in league play.
- The Gamecocks continue to lead the SEC in five categories in league play – scoring (71.9), scoring margin (+14.9), field goal percentage (.449), assists (14.8) and assist-to-turnover ratio (1.0).
- South Carolina leads the nation in free throw attempts and is fourth in free throws made this season, averaging 27.3 and 16.0, respectively. The Gamecocks have made more free throws this season (432) than their opponents have attempted (397).
- Junior center Alaina Coates leads the SEC and ranks 13th in the nation with 14 double-doubles this season. Nine of those have come in the Gamecocks' 14 SEC games. The program's previous CAREER record for double-doubles in SEC play was 11 set by Marsha Williams over 22 games played 1992-93. Now the record holder with 19, Coates had 10 double-doubles in league play through her first two seasons. Her most recent entry came at Alabama (Feb. 22) behind a career-high 18 rebounds, 11 of which came in the first half.
- Senior guard Khadijah Sessions has ramped up her offensive game this season, averaging 8.3 points per SEC game compared to 4.9 per league game in 2014-15. She has also been contributing career numbers in other categories lately as well. She swiped six steals against Georgia (Feb. 18) and followed that night with an 11-rebound performance at Alabama (Feb. 22).
- Senior guard Tiffany Mitchell is 31 points away from making South Carolina's all-time top five in career scoring, a list that has not changed since Jocelyn Penn moved into fourth place in 2003. Mitchell's 826 points in SEC regular-season action are 10 away from Shannon Johnson's school record set 1993-96.
- The only two SEC players to register double-digit double-doubles this season both play for South Carolina as Alaina Coates leads the league with 14 and A'ja Wilson is just behind at 11.

#TheShowSC

South Carolina head coach Dawn Staley selected this season's theme as "The Show" to recognize all the elements that go into what has become one of the nation's premier programs. For the first time the theme is not focused on the team itself. Instead, Staley wanted to showcase the state of South Carolina, the fans, the band, the cheerleaders, the program, the University and how they have come together to support her team.

2015-16 South Carolina Media Roster

1		<p>Bianca Cuevas 5-6 • So. • Guard • Bronx, N.Y. <i>kway-VAHS</i></p> <p>PPG 6.2 RPG 1.6 APG 1.7 FG% .344 FT% .727</p>	<p>LAST GAME: 5 pts, 6 rebs, 3 assts at Alabama NOTABLE: Lightning-quick guard who finishes well in traffic ... scored in double figures 6x ... ≥ 3 steals 4x this season ... solid floor management vs. UK ... 2014 McDonald's All-America.</p>	<p>Career Highs Pts: 21 at Ole Miss, 2/1/15 Reb: 6 at Alabama, 2/22/16 Asst: 6 vs. CSUB, 11/28/15 Stl: 5 vs. Missouri, 1/10/16</p>
4		<p>Doniyah Cliney 6-0 • R-Fr. • Guard • Newark, N.J. <i>dawn-YAY CLY-nee</i></p> <p>PPG 3.3 RPG 1.0 APG 0.8 FG% .378 FT% .600</p>	<p>LAST GM: 4 pts, 2 assts, 5 min at Alabama NOTABLE: Athletic guard with good court vision, improving constantly since return from hand injury ... played in 13 games with 2 starts ... 4 pts in 5 mins at Alabama ... won two HS state titles.</p>	<p>Career Highs Pts: 10 vs. Florida, 2/11/16 Reb: 3, 2x, vs. Florida, 2/11/16 Asst: 3 at Auburn, 1/21/16 Stl: 3 vs. Georgia, 2/18/16</p>
5		<p>Khadijah Sessions 5-8 • Sr. • Guard • Myrtle Beach, S.C. <i>kub-DEE-zhub SESH-uns</i></p> <p>PPG 6.8 RPG 2.7 APG 2.4 FG% .459 FT% .622</p>	<p>LAST GM: 4 pts, 11 rebs, 3 assts at Alabama NOTABLE: Team captain ... back-to-back 13-pt games ... career best FG %age ... in SEC, 8.6 ppg on 50.8% FG ... hit clutch late shots in 5 wins ... posted ≥4 assists 8x, scored ≥10 pts 7x ... 6th in SEC in steals (1.9).</p>	<p>Career Highs Pts: 19 vs. Auburn, 2/3/13 Reb: 11 at Alabama, 2/22/16 Asst: 8 vs. NC Central, 12/1/14 Stl: 6 vs. Georgia, 2/18/16</p>
22		<p>A'ja Wilson 6-5 • So. • Forward • Hopkins, S.C. <i>A-zhub</i></p> <p>PPG 16.7 RPG 8.9 BPG 3.2 FG% .531 FT% .704</p>	<p>LAST GM: 16 pts, 10 rebs, 3 blks at Alabama NOTABLE: Has 11 dbl-dbls, SEC-best 3.2 bpg (13th in NCAA) ... SEC top 5 in ppg, rpg, FG% ... 4x SEC Plyr of Wk. ... Naismith, Wooden and Drysdale Watch Lists ... 1st SC fr. to earn All-America.</p>	<p>Career Highs Pts: 28 vs. Duke, 12/6/15 Reb: 19 at Kentucky, 3/1/15 Blks: 8, 2x, vs. TAMU, 1/17/16 Stl: 3, 4x, vs. C. Mich., 12/20/14</p>
23		<p>Tina Roy 5-11 • Sr. • Guard • Kaplan, La.</p> <p>PPG 6.1 RPG 1.6 APG 2.4 FG% .322 FT% .444</p>	<p>LAST GM: 3 pts, 3 assts at Alabama NOTABLE: Team captain ... in SEC play – 7.8ppg, .379 3FG %age (33-of-87) ... overall, 4th in SEC in 3s/gm (1.9) ... ≥4 3s in 5 games ... ≥3 assists in 13 games ... 2nd on team in assists vs. SEC teams (2.5).</p>	<p>Career Highs Pts: 21 vs. Arkansas, 1/3/16 Reb: 8 at Miss. St., 2/6/14 Asst: 10 vs. Sav. St., 12/14/14 Stl: 3, 2x, vs. Ole Miss, 1/28/16</p>
24		<p>Sarah Imovbioh 6-2 • Sr. • Forward • Abuja, Nigeria <i>ih-MOE-vee-o</i></p> <p>PPG 4.7 RPG 5.1 APG 0.2 FG% .598 FT% .449</p>	<p>LAST GM: 8 pts, 6 rebs at Alabama NOTABLE: Great energy, aggressive around rim ... ≥10 rebs 3x, ≥10 pts 3x, 1 double-double ... 2nd on team in FG %age ... avg. dbl-dbl in 2014-15, 10.8 rpg (19th in nation, 1st in ACC) and 12.6 ppg playing at Uva.</p>	<p>Career Highs Pts: 19 vs. Hampton, 12/16/15 Reb: 12 vs. ECU, 12/20/15 Asst: 2, 2x, vs. Missouri, 1/10/16 Stl: 2, 2x, at Clemson, 11/18/15</p>
25		<p>Tiffany Mitchell 5-9 • Sr. • Guard • Charlotte, N.C.</p> <p>PPG 14.7 RPG 2.9 APG 2.4 FG% .408 FT% .831</p>	<p>LAST GM: 10 pts, 1 asst, 1 stl at Alabama NOTABLE: Team captain ... ≥10 pts all but two games ... 8th in SEC in ppg, 3rd in FT%age ... vs. SEC – 15.3 ppg, 2.8 apg, 1.8 spg ... Naismith, Wooden, Drysdale and Staley Watch Lists ... 2x SEC POY, All-America.</p>	<p>Career Highs Pts: 25 vs. Georgia, 2/27/14 Reb: 11, 5x, at Arkansas, 1/2/14 Asst: 9 at SDSU, 11/23/13 Stl: 7 vs. NC Central, 12/1/14</p>
31		<p>Asia Dozier 6-0 • Sr. • Guard/For. • Columbia, S.C. <i>DOE-zbur</i></p> <p>PPG 3.1 RPG 1.0 APG 2.0 FG% .344 FT% .833</p>	<p>LAST GAME: 3 pts, 1 asst at Alabama NOTABLE: Two-time team captain ... cerebral player, nurturing leader ... returned to lineup vs. Alabama after missing 5 games with hand injury ... always seems to deliver timely points or defensive play.</p>	<p>Career Highs Pts: 16, 2x, at SDSU, 11/23/13 Reb: 10 vs. Elon, 11/9/12 Asst: 6, 3x, vs. UNCG, 11/15/15 Stl: 2, 9x, vs. Hampton, 12/16/15</p>
40		<p>Jatarie White 6-4 • So. • Forward • Charlotte, N.C. <i>juh-TAR-ee</i></p> <p>PPG 3.2 RPG 3.2 APG 0.5 FG% .370 FT% .628</p>	<p>LAST GAME: 1 reb, 3 mins at Tennessee NOTABLE: Solid play not always in the box score ... steadily improving on both sides of ball ... missed last 2 games due to illness ... ≥5 rebs 7 times this season ... ≥10 points 2x ... 2014 WBCA, McDonald's All-America.</p>	<p>Career Highs Pts: 14 vs. ECU, 12/20/15 Reb: 9 vs. Winthrop, 12/13/15 Blk: 4 vs. Winthrop, 12/13/15 Stl: 2 vs. Syracuse, 3/22/15</p>
41		<p>Alaina Coates 6-4 • Jr. • Center • Irmo, S.C. <i>uh-LAY-nub COATS</i></p> <p>PPG 11.8 RPG 10.2 BPG 1.3 FG% .663 FT% .543</p>	<p>LAST GM: 13 pts, 18 rebs at Alabama NOTABLE: SEC-best 14 dbl-dbls (1 triple) – 9 in SEC play ... avg dbl-dbl in SEC ... 13th in nation in dbl-dbls, 23rd rpg (1st in SEC) ... shooting 68.5% in SEC play ... Naismith Watch List ... 2x All-SEC.</p>	<p>Career Highs Pts: 29 vs. Winthrop, 12/13/15 Reb: 18 at Alabama, 2/22/16 Blk: 10 vs. Winthrop, 12/13/15 Asst: 6 at Texas A&M, 1/31/16</p>
44		<p>India Farmer 6-0 • Jr. • Forward • N. Myrtle Beach, S.C.</p> <p>PPG 0.0 RPG 0.8 APG 0.0 FG% .000 FT% --</p>	<p>LAST GAME: 3 mins at Alabama NOTABLE: Played in 5 games this season after seeing action in 16 in 2014-15, including five SEC and three postseason ... great team player ... works hard with good attitude.</p>	<p>Career Highs Pts: 3, 2x, vs. Alabama, 1/19/14 Reb: 3 vs. NC Central, 12/12/13 Blk: 2 vs. UNCG, 11/15/15 Stl: 1 at Florida, 1/19/15</p>

Starter

Reserve

Gamecocks' Five-Second Count

South Carolina is enjoying its most successful period in program history, clinching its third-straight SEC regular-season title (second out-right championship). With 114 career wins in the last four years, the 2016 Senior Class holds the program record, breaking the 2015 class' mark of 113, and holds a .870 winning percentage (114-17), which would also be the school record. South Carolina has not finished outside the SEC's top four in five campaigns. Nationally, 70 straight AP Poll appearances is the new program record.

In the last two seasons, three Gamecocks have earned All-America honors, including two on the 2015-16 squad, and seven have earned All-SEC selection, including three on this season's roster.

Quick Facts

The University

Location: Columbia, S.C.
Founded: 1801
Enrollment: 32,972
Colors: Garnet (PMS 202C) and Black
Nickname: Gamecocks
Conference: Southeastern
President: Dr. Harris Pastides
Athletics Director: Ray Tanner
Facility: Colonial Life Arena (18,000)

Coaching Staff

Head Coach: Dawn Staley
Alma Mater: Virginia, 1992
Overall Record: 352-155 (16th season)
School Record: 181-75 (8th season)
Assoc. Head Coach (Alma Mater):
 Lisa Boyer (Ithaca, 1979)
Assistant Coaches (Alma Mater):
 Nikki McCray-Penson (Tennessee, 1995)
 Fred Chmiel (Excelsior, 2001)

Team Information

2014-15 Record: 34-3
 Home: 16-0 Away: 9-2 Neutral: 9-1
SEC Record (Finish): 15-1 (T-1st)
 Home: 8-0 Away: 7-1
Letterwinners Returning/Lost: 11/3
Starters Returning/Lost: 3/2

Program History

First Year of Women's Basketball: 1974-75
All-Time Record: 761-504 (42nd season)
All-Time SEC Record: 145-201 (25th season)
NCAA Appearances (Last): 12 (2015)
NCAA Tournament Record: 17-12
2015 NCAA Result: Final Four; L, 65-66, Notre Dame; Tampa, Fla.
WNIT Appearances (Last): 4 (2011)
WNIT Record: 3-4

Media Relations

Women's Basketball Contact: Diana Koval
Office: 803.777.7977
Cell: 314.369.6050
Email: dkoval@mailbox.sc.edu
Press Row Phone: 803.777.6182
Athletics Department on the Web
Website: GamecocksOnline.com
Twitter: @GamecocksOnline
Instagram: @GamecocksOnline
Facebook: Facebook.com/GamecocksOnline
YouTube: YouTube.com/GamecocksOnline
Women's Basketball on Twitter
Team: @GamecockWBB
Head Coach: @DawnStaley

By the Numbers

	2	10.0	16.2	26
--	----------	-------------	-------------	-----------

- Opponent who has scored more than half its points in the paint against the Gamecocks this season, compared to 16 games over 50.0 percent for South Carolina
- Stats in which junior center Alaina Coates leads the SEC and ranks among the top 35 in the nation – rebounding (10.2, 23rd) and double-doubles (14, 13th)
- Blocks needed by Alaina Coates to move into a tie for 2015 grad Elem Ibiam for second in program history in career blocks (164)
- Straight 25-win seasons by South Carolina, which has recorded just three others in program history
- 20-point games this season by A'ja Wilson, including four against SEC foes, who were all nationally ranked
- Games in which an SEC opponent has scored less than 60 points against the Gamecocks
- Of South Carolina's first 11 SEC games that were against a nationally ranked team, including three top-10 matchups
- Points per game by senior guard Khadijah Sessions over the last three outings
- Wins over nationally ranked opponents this season, including four over top-10 teams, eight against an SEC foe and five played outside Columbia
- Points per game more than their opponents that the Gamecocks have scored in the paint this season (38.5-22.3)
- Games in which South Carolina has assisted on at least half its made field goals
- Games in which at least three Gamecocks have scored in double figures, including 11 games with four or more in double figures
- Games in which South Carolina has shot a higher percentage that its opponent, including 14 games shooting at least 45.0 percent
- Double-doubles by the Gamecocks this season, the most of any team in the league (Tennessee is next with 20)
- Rebounds by the Gamecocks at Alabama (Feb. 22), which are a season high and third highest in the Staley era

Ole Miss Series Notes

South Carolina leads the series 19-17 after winning the last seven meetings with Ole Miss and nine of 11 contests

Current Streaks

	Total	Home	Road	Neut.
Overall	W4	W2	W10	W3
SEC	W14	W25	W7	—
Non-Conference	L1	L1	W3	W3
Ranked Teams	W2	W1	W4	W1

in the Dawn Staley era with both losses coming by a single point. The Gamecocks are just 6-8 all-time against the Rebels in Oxford, but 4-0 on the road in the Staley era.

South Carolina junior Alaina Coates has enjoyed her two career games against Ole Miss, averaging 15.7 points and 12.0 rebounds while shooting 66.7 percent from the field. Senior Tiffany Mitchell has scored 15 points in three of her four career games against the Rebels to average 14.0 points on 50.0 percent shooting, including 7-of-12 (.583) from 3-point range, while handing out 3.8 assists per game.

Earlier this season, South Carolina posted an 81-62 win over Ole Miss (Jan. 28) with Coates pouring on 13 points and 14 rebounds. The Gamecocks capitalized on 14 Ole Miss turnovers, creating 18 points off them while scoring 17 second-chance points off their 22 offensive rebounds.

In the Gamecock's most recent trip between to Oxford, they claimed a 77-59 victory on Feb. 1, 2015, behind five players in double figures. Then-freshman Bianca Cuevas enjoyed a breakout game with 21 points in just 24 minutes, while Coates posted a double-double in her 24 minutes of action.

South Carolina's results vs. Ole Miss since the arrival of head coach Dawn Staley:

Date	W/L	Score	Site	Rank (SC/OM)
1/28/16	W	81-62	H	2/-
2/1/15	W	77-59	A	1/-
1/30/14	W	99-70	H	7/-
2/17/13	W	62-47	A	16/-
1/26/12	W	61-43	H	-/-
3/3/11	W	62-50	N	-/-
1/16/11	W	63-58 (ot)	A	-/-
3/4/10	L	63-64	N	-/-
1/28/10	W	64-50	H	-/-
2/8/09	L	65-66	H	-/-
1/22/09	W	76-67	A	-/-

SEC Title Talk

South Carolina joined elite company with its third-straight SEC regular-season title, which the Gamecocks claimed out-right with their win over Georgia (Feb. 18).

Tale of the Tape

Ole Miss				South Carolina			
Overall	SEC Rank	SEC Only	SEC Rank	Overall	SEC Rank	SEC Only	SEC Rank
10-17		2-12		Overall Record	26-1		14-0
8-8		2-5		Home Record	13-1		7-0
2-9		0-7		Away Record	10-0		7-0
0-0				Neutral Record	3-0		
66.2	7th	55.0	13th	Points Per Game	73.9	3rd	71.9
64.4	13th	67.2	13th	Opp. Points Per Game	56.8	4th	56.9
.356	14th	.329	14th	Field Goal %age	.455	3rd	.449
.420	4th	.465	14th	Opp. Field Goal %age	.351	2nd	.360
.278	10th	.253	14th	3-Pt. Field Goal %age	.319	5th	.332
.278	5th	.268	4th	Opp. 3-Pt. Field Goal %age	.274	3rd	.236
.604	14th	.601	14th	Free Throw %age	.660	10th	.656
10.9		8.9		FTs Made Per Game	16.0		16.8
39.3	8th	32.4	11th	Rebounds Per Game	41.4	3rd	39.8
-3.5	14th	-9.6	13th	Rebounding Margin	+8.1	1st	+6.4
12.5	11th	10.5	12th	Assists Per Game	14.6	6th	14.8
+7.3	1st	+4.0	1st	Turnover Margin	+0.9	9th	+0.4
11.3	3rd	8.5	7th	Steals Per Game	8.4	8th	8.6
3.2	10th	3.0	8th	Blocks Per Game	5.3	1st	4.8

South Carolina became just the third program to win three straight titles, joining Tennessee (2000-2004 and 1993-1995) and Auburn (1987-89).

Next week, the Gamecocks will attempt to join Tennessee (1999-2000 and 2010-11) and Georgia (1983-84) as the only programs to win both the regular-season and tournament titles in back-to-back seasons.

Road Warriors

Overall, South Carolina is 224-243 (.480) in road games, including a 55-34 (.618) record during the Dawn Staley era. After a difficult start as the Gamecocks' mentor, Staley has guided her team to three of the program's top five road records in program history, including 2013-14's school-record winning percentage of .833 (10-2). Last season's .818 winning percentage (9-2) was second-best, while the 2012-13 team's .733 (11-4) mark is fifth in program history.

This season, South Carolina is 10-0 in road games.

Conference Confidence

With a perfect 14-0 record so far this season, the Gamecocks have won 43 of their last 46 SEC regular-season games, beginning with the 2014 league opener at Arkansas. The 43 wins matches the SEC's best three-season win total, originally set by Tennessee in 2012 as the Lady Vols went 43-5 (2010-12) en route to two league titles. Tennessee is the only other program to amass 40 or more wins over a three-year span, reaching the number 10 times. The Lady Vols also hold the best three-season win percentage, going undefeated (11-0) in its 1993, 1994 and 1995 campaigns.

2015-16 Double-Doubles

Alaina Coates (14)

11/13	Ohio State	17 pts/13 rebs
11/22	at UCLA	12 pts/12 rebs
12/13	Winthrop	29 pts/16 rebs/10 blks
12/16	Hampton	22 pts/12 rebs
12/20	vs. East Carolina	10 pts/15 rebs
1/3	Arkansas	11 pts/10 rebs
1/7	at Vanderbilt	11 pts/10 rebs
1/10	Missouri	13 pts/12 rebs
1/21	at Auburn	17 pts/10 rebs
1/28	Ole Miss	13 pts/14 rebs
1/31	at Texas A&M	12 pts/10 rebs
2/4	Kentucky	27 pts/13 rebs
2/11	Florida	14 pts/11 rebs
2/22	at Alabama	13 pts/18 rebs

Sarah Imovbioh (1)

11/15	UNCG	14 pts/11 rebs
-------	------	----------------

A'ja Wilson (11)

11/13	Ohio State	20 pts/14 rebs
11/15	UNCG	19 pts/10 rebs
11/22	at UCLA	11 pts/10 rebs
11/27	vs. Arizona State	18 pts/11 rebs
12/6	Duke	28 pts/11 rebs
12/20	vs. East Carolina	15 pts/10 rebs
1/3	Arkansas	11 pts/10 rebs
1/10	Missouri	11 pts/11 rebs
1/14	at Kentucky	26 pts/13 rebs
1/31	at Texas A&M	27 pts/10 rebs
2/22	at Alabama	16 pts/10 rebs

Ranked Readings

The Gamecocks have played 12 games against ranked teams this season with an 11-1 record. The win total includes four against top-10 teams and broke last season's school record of 10 wins against nationally ranked foes. In 2014-15, five of the 10 wins were against top-10 foes.

This season against ranked teams, South Carolina averages 69.7 points on 43.2 percent field goal shooting while holding its opponent to 62.2 points per game on 36.2 percent shooting. Sophomore forward A'ja Wilson leads the offense with 19.3 points per game to go with her 9.8 rebounds per outing. Junior center Alaina Coates averages a double-double against ranked teams this season - 10.6 points, 10.4 rebounds. Senior guard Tiffany Mitchell adds 14.0 points per game against ranked opponents.

In the eight games against ranked SEC opponents, the Gamecocks are out-performing their early-season tangles with the nation's elite. In those eight outings, South Carolina averages 71.0 points on 44.0 percent shooting and holds opponents to 60.9 points per game on 36.5 percent shooting.

After posting a 24-9 record against ranked opponents since the start of the 2013-14 season, head coach Dawn Staley has a 36-43 mark vs. the nation's best teams during her South Carolina tenure, highlighted by a 24-8 mark when the Gamecocks carry a better ranking than their opponent into the contest.

2015-16 Awards

Alaina Coates

- Naismith Midseason Watch List
- Wooden Award Watch List
- SEC Player of the Week (Jan. 26-Feb. 1)
- Preseason All-SEC First Team (Media, Coaches)

Bianca Cuevas

- Rainbow Wahine Showdown All-Tournament

Tiffany Mitchell

- Wooden Award Late Season Top 20
- CoSIDA Academic All-District
- USBWA Ann Meyers Drysdale Midseason List
- Naismith Midseason Watch List
- Dawn Staley Award Watch List
- Senior CLASS Award Finalist
- Preseason All-America (AP, Lindy's, Athlon, SI, ESPN)
- Preseason All-SEC First Team (Media, Coaches)
- Preseason SEC Player of the Year (Media, Coaches)

Khadijah Sessions

- SEC Community Service Team (Women's basketball)

A'ja Wilson

- Wooden Award Late Season Top 20
- USBWA Ann Meyers Drysdale Midseason List
- 2015 USA Basketball Female Athlete of the Year
- Naismith Midseason Watch List
- Rainbow Wahine Showdown Tournament MVP
- Preseason All-America 2nd Team (Lindy's, SI, ESPN)
- Preseason All-America Honorable Mention (AP)
- Preseason All-SEC First Team (Media, Coaches)
- SEC Player of the Week (Nov. 13-16; Nov. 24-30; Dec. 1-7; Jan. 12-18)
- ESPN National Player of the Week (Jan. 12-18)

SEC Story

Head coach Dawn Staley has steadily lifted the Gamecocks' national profile by building the Gamecocks into a consistent SEC contender with now three straight regular-season titles, shirking decades of difficulty in the nation's best women's basketball conference.

In her eighth season at the helm, Staley boasts an 81-43 (.653) SEC regular-season record and has finished outside the league's top five just twice - an unprecedented achievement for a program that had finished INSIDE the top five only two times in the previous 17 seasons. Staley's 81 wins include now five seasons of double-digit league victories - 10 in 2012, 11 in 2013, an SEC-best 14 in 2014 and 15 in 2015, and currently 14 in 2016.

In the National Rankings

(thru games of 2/22)

Team	SEC	NCAA	Actual
Scoring Offense	3	36	73.9
Scoring Defense	4	38	56.8
Scoring Margin	2	12	+17.1
Field Goal Percentage	3	19	.455
Field Goal %age Def.	2	18	.351
3-Point FG %age	5	134	.319
3-Point FG %age Def.	3	32	.274
3-Point FG Made/Gm.	6	193	5.3
Free Throw Percentage	10	264	.660
Rebounding Offense	3	—	41.4
Rebounding Defense	3	—	33.3
Rebounding Margin	1	24	+8.1
Assists	6	77	14.6
Steals	8	119	8.4
Turnover Margin	9	141	+0.9
Turnovers	—	68	14.4
Assist-to-Turnover Ratio	3	59	1.0
Blocked Shots	1	22	5.3
Home Attendance Avg.	1	1	14,831

Alaina Coates	SEC	NCAA	Actual
Scoring	19	—	11.8
Rebounding	1	23	10.2
Blocks	8	153	1.3
Double-Doubles	1	13	14

Tiffany Mitchell	SEC	NCAA	Actual
Scoring	8	199	14.7
FT Percentage	3	68	.831
Steals	13	—	1.7
3FG Made/Game	8	—	1.7

Tina Roy	SEC	NCAA	Actual
3FG Made/Game	4	202	1.9

Khadijah Sessions	SEC	NCAA	Actual
Steals	6	153	1.9

A'ja Wilson	SEC	NCAA	Actual
Scoring	3	92	16.7
Rebounding	4	70	8.9
FG Percentage	2	41	.531
FT Percentage	10	—	.704
Blocks	1	13	3.2
Off. Rebounds	10	—	3.0
Double-Doubles	2	36	11

Gamecocks in 2015-16 National Polls

Poll	Pre	11/16	11/23	11/30	12/7	12/14	12/21	12/28	1/4	1/11	1/18	1/25	2/1	2/8	2/15	2/22	3/1	3/8	3/16	Final
Associated Press	2	2	2	2	2	2	2	2	2	2	2	2	2	2	3	3				
Coaches	2	2	2	2	2	2	2	2	2	2	2	2	2	2	2	2				

Staley's SEC regular-season record includes a 45-18 (.714) mark at home and a 36-25 (.590) slate on the road.

Poll Position

South Carolina remains at No. 2 in the nation in the USA Today Coaches Poll this while sitting at No. 3 in the AP poll for the second-straight week, marking the 34th-straight time the Gamecocks have been ranked among the nation's top three teams. South Carolina has held a top-10 position in the Associated Press poll for 45 straight weeks and been ranked in the AP top 25 for 70 consecutive weeks (beginning Dec. 10, 2012), breaking the school record of 62 from Feb. 27, 1979 through Jan. 9, 1983.

Strength in Numbers

Based on cumulative opponent winning percentage, South Carolina currently has the 22nd toughest schedule in the nation. The 26 teams the Gamecocks will face this season have a current winning percentage of .601. The SEC and Pac-12 dominate the top 30 schedules with six seven entries, respectively.

With 12 games away from Columbia so far this season, the Gamecocks are second in the RPI – best in the SEC with Texas A&M (13), Kentucky (14), Georgia (20), Florida (21) and Tennessee (24) also among the top 25. Missouri (27) Mississippi State (31) and are in the top 50.

Location, Location, Location

South Carolina averages 38.5 points in the paint this season, making up 52.1 percent of the Gamecocks' offense. No opponent has out-scored South Carolina in the paint this season (Vanderbilt and UConn tied), and the Gamecocks have out-paced their opponents in that space by 16.3 points per game.

In 12 games against ranked opponents this season, South Carolina has out-scored its foes in the paint by 13.8 points per game. The Gamecocks average 12.6 points in the paint per game more than their SEC opponents.

South Carolina's interior advantage has been at least 20 points in 10 of the team's 27 games this season, including three games against ranked teams – #6/10 Ohio State (32), #16/18 Arizona State (26) and #15/10 Texas A&M (20). The season-high advantage of 34 points has happened twice – against Arkansas (Jan. 3) and UNCG (Nov. 15).

Be Aggressive

Led by arguably among the best frontcourts in the nation, South Carolina leads the country in free throw attempts (655) and is fourth in free throws made (432). The Gamecocks attempt 24.3 free throws per game on the season, including 25.6 per SEC contest.

South Carolina is shooting 66.0 percent from the free throw line – a number that has been on the rise recently

Team Specialty Stats

South Carolina-Opponent

	Pts. in Paint	Pts. Off TOs	2nd Chance Pts	Fast Break Pts
11/13 OSU	52-20	20-14	21-8	16-9
11/15 UNCG	52-18	29-4	16-10	13-8
11/18 at Clem.	24-16	21-2	22-11	8-0
11/20 at UCLA	30-20	8-17	10-9	4-6
11/27 vs. ASU	42-16	18-20	8-9	2-0
11/28 vs. CSUB	48-20	16-7	7-7	2-0
11/29 at Hawaii	36-18	23-5	12-11	6-0
12/6 Duke	42-24	15-6	18-9	15-6
12/13 Winthrop	50-18	20-9	14-10	19-6
12/16 Hampton	42-22	7-18	17-1	2-10
12/20 vs. ECU	46-18	16-6	17-11	2-0
12/22 Elon	40-32	21-17	14-10	9-8
1/3 Ark.	44-10	28-8	20-5	16-2
1/7 at VU	30-30	12-12	6-9	10-6
1/10 Mizzou	34-22	17-9	10-7	14-4
1/14 at UK	38-34	16-9	15-12	0-12
1/17 TAMU	42-22	24-19	8-9	10-10
1/21 at Aub.	36-16	16-15	9-14	8-4
1/24 at MSU	28-10	4-13	6-4	14-6
1/28 Miss.	46-34	18-8	17-7	15-8
1/31 at TAMU	40-24	22-15	14-16	10-17
2/4 UK	44-38	15-13	17-15	12-8
2/8 UConn	30-30	4-6	6-8	0-10
2/11 Fla.	38-32	19-21	8-17	19-13
2/15 at Tenn.	24-18	16-6	2-13	6-10
2/18 Ga.	30-20	19-9	10-9	6-4
2/22 at Ala.	32-20	11-12	16-9	8-10
2/25 at Miss.				
2/28 LSU				
<i>Season Avg.</i>	<i>38.5-22.3</i>	<i>16.9-11.1</i>	<i>12.6-9.6</i>	<i>9.0-6.6</i>
<i>SEC Avg.</i>	<i>36.1-23.5</i>	<i>16.9-12.1</i>	<i>11.3-10.4</i>	<i>10.4-8.3</i>

Starters vs. Bench Points

	SC Starters	Opp. Starters	SC Bench	Opp. Bench
11/13 OSU	58	70	30	10
11/15 UNCG	52	33	40	11
11/18 at Clem.	38	33	29	8
11/22 at UCLA	57	55	11	10
11/27 vs. ASU	39	38	21	20
11/28 vs. CSUB	56	47	34	24
11/29 at Hawaii	46	36	21	15
12/6 Duke	64	45	2	10
12/13 Winthrop	55	30	31	7
12/16 Hampton	69	35	17	15
12/20 vs. ECU	58	47	30	10
12/22 Elon	59	52	19	11
1/3 Ark.	65	24	20	8
1/7 at VU	50	35	21	26
1/10 Mizzou	54	38	29	20
1/14 at UK	59	51	14	11
1/17 TAMU	50	53	9	5
1/21 at Aub.	47	44	27	14
1/24 at MSU	45	46	12	5
1/28 Miss.	52	38	29	24
1/31 at TAMU	69	53	1	10
2/4 UK	63	46	15	22
2/8 UConn	31	61	23	5
2/11 Fla.	65	28	21	43
2/15 at Tenn.	52	29	10	27
2/18 Ga.	56	45	5	6
2/22 at Ala.	46	32	20	14
2/25 at Miss.				
2/28 LSU				
<i>Season Avg.</i>	<i>53.9</i>	<i>42.4</i>	<i>20.0</i>	<i>14.5</i>
<i>SEC Avg.</i>	<i>55.2</i>	<i>40.1</i>	<i>16.6</i>	<i>16.8</i>

after hitting 68.5 percent in the last five games. Two Gamecocks rank among the SEC's top percentage free throw shooters in league play – Tiffany Mitchell (4th, .831) and A'ja Wilson (10th, .713) – who also lead the team in free throw attempts in league play with Wilson at 87 and Mitchell at 65.

This season, South Carolina has outscored its opponent on the free throw line 22 times, including 12 SEC games. The Gamecocks have made at least 20 free throws seven times this season – 23 vs. #6/10 Ohio State (Nov. 13), 21 vs. East Carolina (Dec. 20), 32 vs. #20/- Missouri (Jan. 10), 20 at #10/10 Texas A&M (Jan. 31), 24 vs. #18/18 Kentucky (Feb. 4), 22 vs. #16/19 Florida, 22 at #24/- Tennessee.

Balancing Act

Six different Gamecocks have been the team's high scorer in a game at least once, but often the high scorer has several teammates on her heels. In a constant search for balance, the Gamecocks' top scorer in a game has accounted for at least one-third of the team's points just eight times – #14/13 Duke, Winthrop, at #9/9 Kentucky, #15/11 Texas A&M, at #10/10 Mississippi State, at #10/10 Texas A&M, #18/18 Kentucky, at #24/- Tennessee – and for more than a quarter of the team's total points 16 times. South Carolina has had four or more players score in double figures 11 times with just four games of two or fewer double-figure scorers.

Overall, three Gamecocks average double-figure points – A'ja Wilson 16.7 ppg, Tiffany Mitchell 14.7, Alaina Coates 11.8 – with three others scoring at least 6.1 points per game – Khadijah Sessions 6.8, Bianca Cuevas 6.2 ppg, Tina Roy 6.1.

In SEC play, the balance of offense is only slightly contracted with Wilson at 16.4 ppg, Mitchell at 15.3 ppg and Coates at 11.3 to go along with Sessions' 8.3 ppg and Roy's 7.8 ppg.

Diversified Assets

Head coach Dawn Staley has compiled an arsenal of offensive weapons that keeps growing throughout the season with no one Gamecock consistently dominating the stat line, especially on offense.

While nine different Gamecocks have been the team's top scorer in at least one quarter this season, no Gamecock has led the team in scoring for all four quarters of a game. A single player has topped the team in three quarters just 10 times – Alaina Coates (Winthrop, Kentucky), Tiffany Mitchell (at Clemson, at Vandy, Florida) and A'ja Wilson (vs. CSUB, Duke, at Kentucky, Texas A&M, at Tennessee). Conversely, a different Gamecock has led

All-Time Records vs. SEC Teams

Opponent	Overall	Under Staley	SEC Season	SEC Tourn.	H	A	N	Streak	Last
Alabama	22-15	12-0	17-12	2-2	11-5	9-8	2-2	Won 12	W: 66-46, 2/22/16 (A)
Arkansas	15-17	8-3	14-15	1-2	9-5	5-10	1-2	Won 7	W: 85-32, 1/3/16 (H)
Auburn	19-21	7-3	14-15	1-1	11-7	7-12	1-2	Won 4	W: 74-58, 1/21/16 (A)
Florida	15-20	7-4	13-18	0-2	7-10	8-8	0-2	Won 7	W: 86-71, 2/11/16 (H)
Georgia	11-33	7-6	8-21	2-2	5-14	3-15	3-4	Won 4	W: 61-51, 2/18/16 (H)
Kentucky	24-33	8-9	20-25	0-2	17-9	7-20	0-4	Won 2	W: 78-68, 2/4/16 (H)
LSU	9-22	6-5	7-22	2-0	4-10	3-12	2-0	Won 5	W: 74-54, 3/7/15 (N)
Ole Miss	19-17	9-2	15-12	2-4	11-4	6-8	2-5	Won 7	W: 81-62, 1/28/16 (H)
Miss. State	16-16	7-3	15-14	0-2	10-5	6-9	0-2	Won 7	W: 57-51, 1/24/16 (A)
Missouri	4-1	3-1	3-1	—	2-0	1-1	1-0	Won 3	W: 83-58, 1/10/16 (H)
Tennessee	5-45	4-8	3-26	1-3	2-19	2-21	1-5	Won 3	W: 62-56, 2/15/16 (A)
Texas A&M	3-3	3-3	3-2	0-1	2-1	1-1	0-1	Won 3	W: 70-63, 1/31/16 (A)
Vanderbilt	13-21	8-2	13-18	0-2	7-8	5-11	0-2	Won 6	W: 71-61, 1/7/16 (A)
Totals	175-264	89-49	145-200	11-23	96-97	63-136	13-30	Won 17	

each quarter of a game eight times (Ohio State, UNCG, Hampton, vs. East Carolina, Arkansas, Missouri, at Auburn, Ole Miss).

A Little Help From My Friends

Playing under one of the best point guards in U.S. women's basketball history, South Carolina has always been committed to finding the teammate with the best shot, and the Gamecocks currently lead the SEC with 14.8 assists per conference game. After assisting on just 45.9 percent of its field goals (158 of 344) to start the season, South Carolina has rediscovered its roots in league play, handing out assists on 207 of 347 made field goals (59.7 percent). Senior Tiffany Mitchell, who is second on the team in scoring in SEC games (15.7), also leads the team in assists (2.8), ranking 11th in the league.

Overall, South Carolina has assisted on at least 50.0 percent of its field goals in 19 games, including five games of over 70.0 percent. The Gamecocks' 24 assists on 31 made field goals against Ole Miss (Jan. 28) was a season-

best 77.4 percent, followed closely by the 75.0 percent (21 of 28) against Florida (Feb. 11).

Senior Moments

South Carolina's four four-year seniors – Asia Dozier, Tiffany Mitchell, Tina Roy, Khadijah Sessions – have been a huge part of the Gamecocks' undefeated SEC record. After accounting for 36.5 percent of South Carolina's offense to open the season, the quartet averages 32.3 points per SEC game to make up 45.0 percent of the Gamecocks' league-best 71.9 points per game, despite being down a member with Dozier missing four games (Feb. 4-18) due to injury.

Crunch Time

This season 12 games have been in the balance late with the teams within single digits in the last five minutes – #6/10 Ohio State, at UCLA, vs. #16/18 Arizona State, #14/13 Duke, at Vanderbilt, at #9/9 Kentucky, #15/11 Texas A&M, at #10/10 Mississippi State, at #10/10 Texas A&M, #18/18 Kentucky, at #24/- Tennessee, Georgia – including five in which South Carolina trailed at halftime. The Gamecocks have won all 12 of those outings behind offensive efficiency and defensive rebounding in the closing moments.

In the last five minutes of those 12 games, the Gamecocks shot 55.8 percent, including 40.0 percent from 3-point range (6-of-15), while allowing just 34.2 percent field goal shooting to their opponent. South Carolina out-rebounded its opponents 69-53 in that segment of the game.

In the fourth quarter of those 12 games, South Carolina has shot over 50.0 from the field eight times, including five games of at least 60.0 percent. The best fourth-quarter showing was 7-of-10 (.700) at Mississippi State, during which the Gamecocks missed just one field goal in the final five minutes to seal the win.

Offensive Operation

Head coach Dawn Staley is often thought of as a defensive coach, but she has steadily built an efficient offensive team over the last few seasons, culminating in the 2014-15 squad's 75.9 points per game (fourth-best in program history and the first new entry in the top five since 1993-94) on 48.4 percent shooting. That group ranked 18th in the nation in scoring and fourth in field goal percentage.

This season, the Gamecocks are 36th in the nation in scoring average (73.9) and 19th in field goal percentage (.455).

Here's a look at the offense's growth over the last six seasons:

Season	PPG (rank)	FG%age (rank)
2015-16	73.9 (36th)	.455 (19th)
2014-15	75.9 (18th)	.484 (4th)
2013-14	72.9 (63rd)	.474 (6th)
2012-13	61.3 (183rd)	.390 (155th)
2011-12	61.2 (180th)	.398 (121st)
2010-11	58.7 (253rd)	.380 (223rd)

Getting Defensive

South Carolina has been a defensive juggernaut under head coach Dawn Staley, ranking among the nation's top 15 in scoring defense the previous four seasons, including three seasons among the top 10. While the Gamecock offense has grown, the attention to defense has not wavered with opponent field goal percentage ranking among the nation's top 25 each of the last three seasons.

This season, South Carolina has held its opponents to just 56.8 points per game on 35.1 percent shooting to rank 38th and 18th in the nation, respectively. The Gamecocks have yielded over 65 points just five times this season, and only five opponents have shot at least 40.0 percent against South Carolina with just one hitting 45.0 percent.

Here's a look at the defense's dominance over the last five seasons:

Season	Opp. PPG	Opp. FG%age
2015-16	56.8 (38th)	.351 (18th)
2014-15	54.1 (12th)	.349 (10th)
2013-14	55.8 (8th)	.346 (5th)
2012-13	50.3 (5th)	.354 (32nd)
2011-12	51.4 (4th)	.376 (108th)

Call in The Closer

Head coach Dawn Staley and senior guard Tiffany Mitchell share many traits, but their loathe for losing is likely the strongest similarity between the two. And, in the last three seasons, the coach has called on The Closer to deliver in tough situations – a role that merited back-to-back SEC Player of the Year and All-America status for the Charlotte, N.C., native.

While Mitchell ceded the role early in the season as she recovered from injury, the Gamecocks' star is shining once again under the harshest spotlights. South Carolina has played eight tight SEC games this season (within nine points in the final 5:00), tied or trailing at halftime in four of them – at Vanderbilt (Jan. 7), at #9/9 Kentucky (Jan. 14), vs. #15/11 Texas A&M (Jan. 17), at #10/10 Texas A&M (Jan. 31).

Mitchell played in the second half of seven of those close SEC games (missing the UK game due to first-half injury), leading the team with 10.7 points per second half along with 1.6 assists, 1.3 steals and 2.1 rebounds. That scoring average includes 6.3 points per fourth quarter. In the eight first halves, she averaged 6.0 points, 1.0 assists, 0.6 steals and 0.6 rebounds.

Miscellaneous Stats

Triple-Doubles	2015-16	Career	Record
Alaina Coates	1	1	1-0

Double-Doubles	2015-16	Career	Record
Alaina Coates	14	36	35-1
A'ja Wilson	11	16	15-1
Sarah Imovbioh	1	1	1-0
Tiffany Mitchell	0	4	4-0

20+ Points	2015-16	Career	Record
A'ja Wilson	7	12	11-1
Tiffany Mitchell	4	17	17-0
Alaina Coates	3	13	10-1
Bianca Cuevas	1	2	2-0
Tina Roy	1	1	1-0

10+ Points	2015-16	Career	Record
Tiffany Mitchell	26	100	90-10
A'ja Wilson	22	51	47-4
Alaina Coates	18	65	62-3
Khadijah Sessions	7	27	26-1
Tina Roy	6	18	16-2
Bianca Cuevas	6	14	14-0
Sarah Imovbioh	3	3	2-1
Jatarie White	2	4	4-0
Asia Dozier	1	14	13-1
Donyah Clincy	1	1	1-0

10+ Rebounds	2015-16	Career	Record
Alaina Coates	17	42	41-1
A'ja Wilson	12	17	16-1
Sarah Imovbioh	3	3	3-0
Khadijah Sessions	1	1	1-0
Tiffany Mitchell	0	7	6-1
Asia Dozier	0	1	1-0

5+ Assists	2015-16	Career	Record
Tiffany Mitchell	3	14	14-0
Khadijah Sessions	3	13	13-0
Asia Dozier	3	11	11-0
Bianca Cuevas	1	6	6-0
Alaina Coates	1	1	1-0
Tina Roy	0	5	5-0

5+ Steals	2015-16	Career	Record
Bianca Cuevas	1	1	1-0
Khadijah Sessions	1	1	1-0
Tiffany Mitchell	0	8	8-0

5+ Blocks	2015-16	Career	Record
A'ja Wilson	4	5	4-1
Alaina Coates	1	4	4-0

Games Led Team In...

(Tied for team lead in each category included)

Scoring	2015-16	Career	Record
A'ja Wilson	13	28	25-3
Tiffany Mitchell	9	46	44-2
Alaina Coates	4	16	15-1
Tina Roy	2	4	4-0
Bianca Cuevas	1	3	3-0
Sarah Imovbioh	1	1	0-1
Khadijah Sessions	0	3	2-1
Asia Dozier	0	2	2-0

Rebounding	2015-16	Career	Record
Alaina Coates	19	53	50-3
A'ja Wilson	11	20	19-1
Sarah Imovbioh	2	2	2-0
Jatarie White	1	1	1-0
Tiffany Mitchell	0	10	9-1

Assists	2015-16	Career	Record
Tina Roy	11	21	20-1
Khadijah Sessions	10	32	29-3
Tiffany Mitchell	8	37	35-2
Asia Dozier	4	17	17-0
Bianca Cuevas	2	10	9-1
Alaina Coates	2	3	3-0
Sarah Imovbioh	1	1	1-0

2015-16 Scoring Differentials

Largest lead in a win.....	by 52 (84-32), 4th-3:11, vs. Winthrop, 12/13
Largest deficit overcome to win.....	by 11 (19-30), 2nd-3:43, at Kentucky, 1/14
Largest lead given up in a loss.....
Largest deficit in a loss.....	by 21 (33-54), 3rd-1:20, vs. UConn, 2/8

A game-by-game breakdown of her impact:

Vanderbilt (Jan. 7) – Eight of her 22 points came in the fourth quarter.

At #9/9 Kentucky (Jan. 14) – Nine of her 16 points came in the second half, including a fourth-quarter tip-in of a missed free throw that helped spark a 12-0 run.

At #10/10 Mississippi State (Jan. 24) – Nine of her 21 points came in the fourth quarter, including five straight to stretch a one-point lead into six and two free throws with :10 to play.

At #10/10 Texas A&M (Jan. 31) – 18 of her 20 points came in the second half, including seven during 13-2 fourth-quarter run the delivered seven-point lead with 3:38 to play and two more on a pair of free throws in a four-point game with :34 to go.

At #24/- Tennessee (Feb. 15) – After her personal 6-0 run turned a three-point third-quarter deficit into a three-point lead, she spent the home stretch setting up her teammates, assisting on Tina Roy's 3-pointer that launched a 10-2 run midway through the fourth quarter, which Mitchell capped with a pair of free throws for a 13-point lead with 1:39 to play.

Georgia (Feb. 18) – Scored 10 of her team-high 19 points in the fourth quarter, including a pull-up jumper through contact after the Lady Bulldogs pulled within five points with 2:29 to play that launched an 11-6 run that she capped with 3-of-4 free throws in the final 32 seconds.

Hometown Hero

Sophomore forward A'ja Wilson has lived up to her billing, both this season being selected to the watch lists for the Wooden, Naismith and the USBWA Drysdale awards and last season as the SEC Freshman of the Year, First-Team All-SEC selection and the first Gamecock freshman to earn All-America honors.

The sophomore's numbers have not just come in volume but in importance – 12 of her 20 points against #6/10 Ohio State (Nov. 13) came in the fourth quarter, including six of the team's 10 in the final 2:35; scoring and rebounding late at UCLA (Nov. 22) put Gamecocks

on top in final 3:00 of tight game; three rebounds in final 18 seconds of tie game vs. #16/18 Arizona State (Nov. 27) led to game-winning free throws with 0.6 seconds to play; 20 second-half points against Duke included 12 of the team's 16 in the third quarter and six in the final 1:45 of the game; nine points of team's 15-2 fourth-quarter run broke open a 56-56 tie at #9/9 Kentucky (Jan. 14); and a blocked shot and defensive rebound in the final 13 seconds at #10/10 Mississippi State (Jan. 24).

Named SEC Player of the Week three times in the first four weeks of the season, Wilson added a fourth honor after leading the Gamecocks to comeback wins at #9/9 Kentucky and over #15/11 Texas A&M.

Quality vs. Quantity

Senior point guard Khadijah Sessions embodies head coach Dawn Staley's theory that her position is one of service to others. Last season, Sessions averaged 4.5 points per SEC game on 40.1 percent shooting, which left most opponents focusing on stopping every other Gamecock on the floor. The veteran honed her shot and her confidence this summer, and, this season, SEC foes have continued their defensive philosophy at their own peril.

Sessions is enjoying a career-best .459 field goal percentage this season, including 47.8 percent in SEC play, during which she is 13-of-29 (.448) from 3-point range. She averages 8.3 points per league game while still averaging 2.1 assists and 2.0 steals, which ranks her fifth in the league. Last season, Sessions contributed just 4.9 points per SEC game, shooting 46.0 percent from the field, including 33.3 percent from outside the arc.

In the Gamecocks' 12 games that were within single digits with 5:00 remaining, Sessions is shooting 54.5 percent (6-of-11) in that time, including 2-of-4 from 3-point range. In the eight SEC games in that group, her numbers rise to 6-of-10 (.600) from the field and 2-of-3 from 3-point range, and she is second on the team with a 3.1 scoring average during that time.

With the Gamecocks leading by one with 4:24 to go at Vanderbilt (Jan. 7), Sessions hit two 3-pointers over the next 2:00 to twice turn back the Commodores. In the final 2:34 against #15/11 Texas A&M (Jan. 17), she picked up a steal then delivered the game-winning free throw after forcing the action following a game-tying layup by the Aggies with :03 on the clock. At #10/10 Mississippi State (Jan. 24), Sessions buried a pair of

pull-up jumpers to turn back the Bulldogs, the second of which came in a two-point game with 30 seconds to play, setting up her fellow seniors for the game-clinching free throws. At #10/10 Texas A&M (Jan. 31), in the final 5:23, Sessions hit a transition layup, assisted on Tiffany Mitchell's 3-pointer that made it a seven-point game, blocked a 3-point attempt and hit two free throws with 46 seconds to play to help seal the win. In putting away #18/18 Kentucky (Feb. 4), which trailed by just two with 2:39 to play, Sessions swiped a steal, hit a free throw and converted a transition layup as part of the 10-2 run that closed the game. At #24/- Tennessee, Sessions' free throw shooting in the final 30 seconds (4-of-6) kept the Lady Vols at bay.

An All-Around Contender

Sophomore forward A'ja Wilson rivals teammate Tiffany Mitchell in comprehensive impact on the game, coming in among the league's top 10 in seven stats, including four top four placings. And, while Wilson may have opened the season joking about setting her sights on SEC Defensive Player of the Year honors this season, she has been changing the game on both sides of the ball.

The 6-foot-5 forward leads the league in blocks per game (3.2) and is second in field goal percentage (.531) and double-doubles (11). Wilson is third in scoring (16.7) and fourth in rebounding (8.9). She comes in 10th in free throw percentage (.704) and offensive rebounds per game (3.0).

In SEC play, Wilson is similarly ranked in six categories – first in blocks (3.4) and field goal percentage (.515), second in scoring (16.4), third in rebounds (8.9), seventh in offensive rebounding (3.0) and 10th in free throw percentage (.713).

A Model of Efficiency

Junior center Alaina Coates led the nation in field goal percentage for several weeks, missing out on the rankings this week by falling seven made field goals short of the minimum average (5 FGM/game) while shooting a team-best 66.3 percent from the field. Coates is shooting 68.5 percent from the field. In SEC play, Coates is even more efficient, shooting 70.7 percent en route to her 11.3 points per game, which rank 17th in the conference.

Coates has shot the ball well throughout her career, hitting 61.2 percent as a freshman and 56.2 percent in



Around the SEC

(as of Feb. 22)

	SEC Games			Overall		
	W	L	Pct.	W	L	Pct.
South Carolina	14	0	1.000	26	1	.963
Texas A&M	10	4	.714	20	7	.741
Mississippi St.	9	5	.643	22	6	.786
Auburn	8	6	.571	18	9	.667
Florida	8	6	.571	20	7	.741
Georgia	8	6	.571	20	7	.741
Kentucky	8	6	.571	19	6	.760
Missouri	8	6	.571	21	6	.778
Tennessee	7	7	.500	16	11	.593
Arkansas	6	8	.428	11	16	.407
Vanderbilt	4	10	.286	15	12	.556
Alabama	3	11	.214	14	13	.519
LSU	3	11	.214	9	18	.333
Ole Miss	2	12	.143	10	17	.370

Today's Games

February 18

Arkansas at Georgia, 7 p.m.

#24/24 Missouri at #15/14 Kentucky, 7 p.m.

#11/11 Texas A&M at Auburn, 7:30 p.m.

#16/16 Mississippi State at Vanderbilt, 8 p.m.

Tennessee at Alabama, 8:30 p.m.

Florida at LSU, 8:30 p.m.

Rankings are listed as AP/ESPN Poll
All Times Eastern; TV Network in ()

AP Top 25

(Week of Feb. 22)

1. Connecticut	26-0
2. Notre Dame	25-1
3. South Carolina	25-1
4. Baylor	27-1
5. Ohio State	23-4
6. Maryland	25-3
7. Oregon State	24-3
8. Texas	24-2
9. Arizona State	24-4
10. Louisville	22-6
11. Texas A&M	20-7
12. Florida State	21-5
13. Stanford	22-6
14. UCLA	20-7
15. Kentucky	19-6
16. Mississippi State	22-6
17. Miami (FL)	22-5
18. Syracuse	22-6
19. DePaul	23-7
20. Michigan State	20-7
21. South Florida	19-7
22. Oklahoma State	19-7
23. Oklahoma	18-8
24. Missouri	21-6
25. Colorado State	24-1

USA Today Coaches Top 25

(Week of Feb. 22)

1. Connecticut	26-0
2. South Carolina	25-1
3. Notre Dame	25-1
4. Baylor	27-1
5. Ohio State	23-4
6. Maryland	25-3
7. Oregon State	24-3
8. Texas	24-2
9. Arizona State	24-4
10. Louisville	22-6
11. Texas A&M	20-7
12. Florida State	21-5
13. Stanford	22-6
14. Kentucky	19-6
15. UCLA	20-7
16. Mississippi State	22-6
17. Miami (FL)	22-5
18. Syracuse	22-6
19. DePaul	23-7
20. South Florida	19-7
21. Michigan State	20-7
22. BYU	23-4
23. Oklahoma	18-8
24. Missouri	21-6
25. Colorado State	24-1

2014-15. Her career 60.8 field goal percentage is the fifth highest among active NCAA Division I players, trailing three sophomores and another junior on the list.

Quarter Breakdown

Through 108 quarters this season, South Carolina has out-scored its opponent 77 times with the Gamecocks topping their foe by double digits 19 times, including a season-high differential of 26 (35-9) in the second quarter against Arkansas (Jan. 3). This season's best first-quarter advantage is 19 (26-7) against Winthrop (Dec. 13), third-quarter margin is 22 (29-7) against Arkansas (Jan. 3) and fourth-quarter edge is 17 (27-10) vs. Hampton (Dec. 16).

South Carolina has shot at least 50.0 percent in 49 quarters this season with a high of 80.0 percent (8-of-10) in the third quarter against Hampton. The Gamecocks' offensive efficiency builds steadily throughout the game as opponents begin to feel the effects of the Gamecocks' formidable frontcourt with 32 of the 49 quarters in which South Carolina has shot at least 50 percent coming in the second half. The Gamecocks shoot a game-high 50.6 percent in the fourth quarter with the third quarter next in line at 48.0 percent.

Similarly, opponents' shooting percentages steadily decline throughout the game. Of the 10 lowest shooting percentage quarters for opposing teams.

A more detailed look at the quarter-by-quarter production for the Gamecocks and their opponents.

Qtr.	SC/Opp Avg. Pts	SC/Opp Avg. Rebs	SC/Opp FG%
1	16.3/12.8	11.2/9.3	.375/.328
2	17.9/13.1	10.1/8.0	.476/.351
3	19.6/15.0	10.4/8.7	.480/.361
4	20.2/15.7	10.3/8.0	.506/.356

Individually, sophomore forward A'ja Wilson has turned in five of the 11 double-digit scoring quarters this season, but senior guard Tina Roy owns the top spot with 15 points in the third quarter against Arkansas (Jan. 3). Senior guard Tiffany Mitchell has the highest first-quarter scoring total with nine against both CSUB (Nov. 28) and Winthrop (Dec. 13). Wilson owns the best mark the second quarter, turning in 11 in the second quarter against UNCG (Nov. 15), and her 12 in the fourth quarter against Ohio State (Nov. 13) are tied with Alaina Coates' 12 against #18/18 Kentucky (Feb. 4) for that quarter's top mark.

SEC Active Leaders

Among the SEC's active leaders in eight statistical categories five different Gamecocks are among the top 10 in at least one with junior Alaina Coates leading the conference in two. Senior Tiffany Mitchell's league-high six entries is not a surprise given the breadth of her resume, but the appearance of sophomore A'ja Wilson at No. 2 on the active blocked shots list (144) and No. 5 on the double-doubles list (16) may catch some observers off guard.

Mitchell headlines the South Carolina entries ranking second in scoring (1,760) and field goals made (587); third in steals (216) and 3-pointers made (165); fourth in assists (332) and ninth in rebounding (552). She is one of just two true perimeter players on the rebounding list.

Coates is the league's active leader in blocks (161) and double-doubles (36). She sits second in rebounds (846) –

2015-16 Roster

No.	Name	Pos.	Ht.	Yr.	Hometown/Last School
1	Bianca Cuevas	G	5-6	So.	Bronx, N.Y./Nazareth Regional
4	Doniyah Cliney	G	6-0	R-Fr.	Newark, N.J./Malcolm X Shabazz
5	Khadijah Sessions	G	5-8	Sr.	Myrtle Beach, S.C./Myrtle Beach
10	Allisha Gray*	G	6-0	Jr.	Sandersville, Ga./North Carolina
15	Tiffany Davis	G	5-7	Jr.	Houston Texas/Westbury Christian
22	A'ja Wilson	F	6-5	So.	Hopkins, S.C./Heathwood Hall
23	Tina Roy	G	5-11	Sr.	Kaplan, La./Kaplan
24	Sarah Imovbioh	F	6-2	Sr.	Abuja, Nigeria/Virginia
25	Tiffany Mitchell	G	5-9	Sr.	Charlotte, N.C./Providence Day
31	Asia Dozier	G/F	6-0	Sr.	Columbia, S.C./Spring Valley
35	Kaela Davis*	G	6-2	Jr.	Suwanee, Ga./Georgia Tech
40	Jatarie White	F	6-4	So.	Charlotte, N.C./Providence Day
41	Alaina Coates	C	6-4	Jr.	Irmo, S.C./Dutch Fork
44	India Farmer	F	6-0	Jr.	North Myrtle Beach, S.C./North Myrtle Beach

* indicates will sit out 2015-16 due to NCAA transfer rules

Head Coach: Dawn Staley

Assoc. Head Coach: Lisa Boyer; **Assistant Coaches:** Nikki McCray-Penson, Fred Chmiel

trailing only a senior – and is 10th in scoring (1,135).

Senior Khadijah Sessions holds sixth in steals (169) and ninth in assists (284). Senior Tina Roy comes in fourth on the 3-pointers made list (149).

Great Gamecock Fans

South Carolina leads the nation in average attendance at 14,831 and is one of just two programs averaging at least 10,000 fans this season. (Both are in the SEC as Tennessee joins the Gamecocks with a 10,285 average.) In fact, 11 of the top 15 attended games in NCAA Division I women's basketball this season were played at Colonial Life Arena, including seven of the top 10 and three of the top five.

Delving more deeply into the numbers, South Carolina's Colonial Life Arena's capacity of 18,000 makes it the seventh-largest women's basketball venue in the nation. South Carolina is the only one of those selling over 50 percent of their capacity as Gamecocks fans are filling Colonial Life Arena at 82.39 percent capacity, the highest of any facility seating at least 10,000 and fifth overall.

Prior to 2015-16, the Gamecocks led the nation in average attendance increase in each of the previous two seasons and paced the country in average attendance in 2014-15 at 12,293. In the last two seasons South Carolina has played in front of over 10,000 fans at Colonial Life Arena 26 times, including every game this season. The program enjoyed its first sell out at Colonial Life Arena when 18,000 fans turned out to watch the No. 2/2 Gamecocks take on No. 1/1 UConn on Feb. 8, 2016.

Double-Double Trouble

Junior center Alaina Coates joined some elite company in South Carolina history recently, becoming just the second player to amass 1,000 career points and 800 career rebounds prior to her senior season. She hit the rebound mark with the first of her 11 boards against Florida (Feb. 11) and joined the 1,000-point club in the first 30 seconds of the win over No. 20/- Missouri (Jan. 10) to become the 10th Gamecock overall to achieve both plateaus in her career.

This season, Coates leads the SEC with a career-high 14 double-doubles and averages a double-double both overall (11.8 ppg/10.2 rpg) and in league play (11.3 ppg/11.4 rpg). She leads the league in rebounding both overall and in conference play and ranks among the SEC's top 20 scorers in both as well.

With 36 career double-doubles, during which the Gamecocks are 25-1, she is fifth in program history in that category, becoming the first new entry in the top five since Marsha Williams moved into the No. 2 spot in 1992-93 with 44. (The school record of 70 belongs to Sheila Foster, 1979-82.) With three straight double-doubles to open league play, Coates matched and then broke Williams' school record for double-doubles in SEC action, previously 11 now 19.

The SEC's active leader with 161 career blocks, Coates is third in South Carolina history in the category. She is just 16 shy of Lakesha Tolliver's (2004-07) career record of 177 and three out of second place (Elem Ibiam, 2012-15).

Mitchell's March

Senior guard Tiffany Mitchell's work ethic and competitive fire have made her an annual part of the national player of the year conversations, and expectations have been the same this season for the two-time All-American and reigning back-to-back SEC Player of the Year. Ranking among the SEC's best in numerous categories over the last three seasons, Mitchell is steadily moving up various Gamecocks' career charts as well.

Here are a few of the career benchmarks she has a chance to catch:

Category	Current	Chasing	To Go
Points	1,760 (6th)	1,791 (5th)	31
3FG Made	165 (5th)	208 (4th)	43
3FG Att.	405 (T-8th)	418 (7th)	13
FT Made	421 (3rd)	473 (2nd)	52
FT Att.	544 (6th)	545 (5th)	1
Steals	216 (7th)	227 (6th)	11
Minutes	3,925 (3rd)	4,013 (3rd)	88
Games Played	131 (3rd)	134 (2nd)	3
Games Started	128 (1st)	—	—

Gamecocks Coming Soon!

Head coach Dawn Staley signed two Gamecocks in the early period, adding espnW Top 10 recruits Araion Bradshaw (Hyde Park, Mass./Tabor Academy) and Mikiah "Kiki" Harrigan (Pembroke Pines, Fla./Flanagan) to the South Carolina's 2016-17 roster.

Bradshaw is ranked No. 32 overall in the class and is the No. 10 guard in the group. An athletic, explosive athlete, she averaged nearly 12.0 points as a junior and was just as disruptive on the defensive end. The 5-foot-6 point guard helped Tabor Academy to the finals of the New England Prep School Athletic Council Class A Tournament and earned a spot on the All-New England Team.

Harrigan is the 12th-ranked forward in the nation and comes in at No. 74 overall in the espnW rankings. The 6-foot-2 forward averaged 15.7 points and 9.1 rebounds as a junior to earn Florida Association of Basketball Coaches Class 8A All-State first-team honors.

South Carolina's Record When...

	vs. Ranked	SEC	All
Record.....	11-1	14-0	26-1
Playing a ranked opponent.....	11-1	8-0	11-1
Playing at home	6-1	7-0	13-1
Playing on the road	4-0	7-0	10-0
Playing at neutral site	1-0	0-0	3-0
Leading at half	6-0	10-0	20-0
Trailing at half	5-1	3-0	5-1
Tied at half	1-0	1-0	1-0
Playing an overtime game	0-0	0-0	0-0
0 players score in double figures	0-0	0-0	0-0
1 player scores in double figures	0-0	0-0	0-0
2 players score in double figures	3-0	2-0	4-0
3 players score in double figures	5-1	6-0	11-1
4 players score in double figures	3-0	5-0	8-0
5 players score in double figures	0-0	1-0	3-0
More than 5 players in double figures.....	0-0	0-0	0-0
Starters out-score opponent's starters	8-0	12-0	23-0
Opponent's starters score equal/more	3-1	2-0	3-1
Bench out-scores opponent's bench	6-1	8-0	19-1
Opponent's bench scores equal/more.....	5-0	6-0	7-0
SC Starters out-score SC Bench.....	11-1	14-0	26-1
SC Bench out-scores/ties SC Starters.....	0-0	0-0	0-0
Shooting 50% or better	1-0	4-0	7-0
Shooting between 40-49%	9-0	7-0	15-0
Shooting between 30-39%	1-0	3-0	4-0
Shooting less than 30%	0-0	0-0	0-0
Opponent shoots 50% or better.....	0-0	0-0	0-0
Opponent shoots between 40-49%	2-1	5-0	7-1
Opponent shoots between 30-39%	8-1	6-0	13-1
Opponent shoots less than 30%	1-0	3-0	6-0
Shooting better than opponent.....	11-0	13-0	25-0
Shooting worse than/equal to opponent.....	0-1	1-0	1-1
Having more FTs made than opponent	10-0	12-0	23-0
Having equal/less FTs made than opponent	1-1	2-0	3-1
Out-rebounding opponent	9-0	12-0	23-0
Having equal/less rebounds than opponent	2-1	2-0	3-1
Having more TOs than opponent	6-1	5-0	9-1
Having equal or less TOs than opponent.....	5-0	9-0	17-0
Attempting more FT than 3FG.....	11-1	13-0	21-1
Attempting equal/less FT than 3FG	0-0	1-0	5-0
Making 5 or more 3FGs.....	2-0	9-0	16-0
Making less than 5 3FGs.....	9-1	5-0	10-1
Making no 3 FGs.....	0-0	0-0	0-0
Attempting 15 or more 3FGs.....	2-0	8-0	15-0
Attempting less than 15 3FGs.....	9-1	6-0	11-1

	vs. Ranked	SEC	All
No South Carolina players foul out	10-1	13-0	24-1
One or more SC players foul out.....	1-0	1-0	2-0
Assist on less than half of field goals made	4-1	1-0	7-1
Assist at least half of field goals made.....	7-0	13-0	19-0
Assist on at least 2/3 of field goals made	1-0	4-0	6-0
Scoring more pts. in paint than opponent	11-0	13-0	25-0
Scoring equal/less pts. in paint than opp.	0-1	1-0	1-1
Scoring more pts. off TOs than opponent	8-0	10-0	19-0
Scoring equal/less pts. off TOs than opp.	3-1	4-0	7-1
Scoring more 2nd-chance pts.	6-0	8-0	18-0
Scoring equal/less 2nd-chance pts.....	5-1	6-0	8-1
Scoring more fast break pts.....	7-0	8-0	18-0
Scoring equal/less fast break pts.....	4-1	6-0	8-1
Wearing white uniforms.....	7-1	7-0	15-1
Wearing black uniforms	4-0	6-0	10-0
Wearing pink uniforms	0-0	1-0	1-0
Playing in tournaments/classics	1-0	4-0	4-0
Playing on live television	10-1	14-0	24-1
Playing in November.....	2-0	7-0	7-0
Playing in December.....	0-0	5-0	5-0
Playing in January	6-0	9-0	9-0
Playing in February	3-1	5-0	5-1
Playing in March.....	0-0	0-0	0-0
Playing during the day.....	5-0	4-0	11-0
Playing at night	6-1	10-0	15-1
Playing on Sunday.....	5-0	5-0	11-0
Playing on Monday.....	1-1	2-0	2-1
Playing on Tuesday.....	0-0	1-0	1-0
Playing on Wednesday.....	0-0	2-0	2-0
Playing on Thursday.....	3-0	7-0	7-0
Playing on Friday	2-0	2-0	2-0
Playing on Saturday.....	0-0	1-0	1-0
Margin is less than 5 pts.	2-0	1-0	3-0
Margin is between 5-9.....	4-0	3-0	4-0
Margin is between 10-19.....	4-1	7-0	11-1
Margin is 20 pts. or more	1-0	3-0	8-0
Having a 20-pt. scorer.....	8-0	9-0	14-0
Having a 30-pt. scorer.....	0-0	0-0	0-0
Scoring 49 points or less.....	0-0	0-0	0-0
Scoring 50-59 points.....	2-1	2-0	2-1
Scoring 60-69 points.....	3-0	3-0	8-0
Scoring 70-79 points.....	3-0	5-0	6-0
Scoring 80-89 points.....	3-0	4-0	8-0
Scoring 90-99 points.....	0-0	0-0	2-0
Scoring 100 points or more.....	0-0	0-0	0-0

2015-16 Team High/Low

South Carolina Highs	South Carolina Lows	Category	Opponent Lows	Opponent Highs
92 vs. UNCG, 11/15	55 vs. UConn, 2/8	Points in Game	32, Arkansas, 1/3	80, Ohio State, 11/13
86 vs. Florida, 2/11	57 at Mississippi State, 1/24	(SEC)	32, Arkansas, 1/3	71, Florida, 2/11
56 (2nd) vs. Hampton, 12/16	22 (1st) at Mississippi State, 1/24	Points in a Half	13 (1st), Georgia, 2/18	47 (1st), Ohio State, 11/13
		(SEC)	13 (1st), Winthrop, 12/13	
45 (2nd) at Texas A&M, 1/31	22 (1st) at Mississippi State, 1/24		13 (1st), Georgia, 2/18	41 (2nd), Missouri, 1/10
45 (2nd) at Kentucky, 1/14				
35 (2nd) vs. Arkansas, 1/3	7 (1st) at Mississippi State, 1/24	Points in a Quarter	4 (2nd), Georgia, 2/18	26 (1st), Ohio State, 11/13
35 (2nd) vs. Arkansas, 1/3	7 (1st) at Mississippi State, 1/24	(SEC)	4 (2nd), Georgia, 2/18	24 (4th), Missouri, 1/10
35 vs. CSUB, 11/28	18 at Tennessee, 2/15	Field Goals Made	13, Arkansas, 1/3	28, Kentucky, 2/4
35 vs. UNCG, 11/15		(SEC)		
33 vs. Arkansas, 1/3	18 at Tennessee, 2/15		13, Arkansas, 1/3	28, Kentucky, 2/4
69 vs. Ohio State, 11/13	49 at Tennessee, 2/15	Field Goal Attempts	43, at Clemson, 11/18	80, Ohio State, 11/13
68 vs. Ole Miss, 1/28	49 at Tennessee, 2/15	(SEC)	53, at Tennessee, 2/15	69, Florida, 2/11
			53, at Vanderbilt, 1/7	69, Kentucky, 2/4
.548 (34-62) vs. Winthrop, 12/13	.365 (23-63) at Clemson, 11/18	FG Percentage	.241 (13-54), Arkansas, 1/3	.481 (26-54), Ole Miss, 1/28
.524 (33-63) vs. Arkansas, 1/13	.367 (18-49) at Tennessee, 2/15	(SEC)	.241 (13-54), Arkansas, 1/3	.481 (26-54), Ole Miss, 1/28
11 vs. Arkansas, 1/3	1 vs. Arizona State, 11/17	3-Point FG Made	1, Arkansas, 1/3	10, Ohio State, 11/13
		(SEC)	1, Winthrop, 12/13	
11 vs. Arkansas, 1/3	2 vs. Kentucky, 2/4		1, Arkansas, 1/3	9, at Auburn, 1/21
	2 at Texas A&M, 1/31			
	2 vs. Texas A&M, 1/17			
25 at Clemson, 11/18	10 vs. Duke, 12/6	3-Point FG Attempts	7, Texas A&M, 1/17	28, at Alabama, 2/22
	7, at Clemson, 11/18	(SEC)		
23 vs. Ole Miss, 1/28	11 at Texas A&M, 1/31		7, Texas A&M, 1/17	28, at Alabama, 2/22
23 vs. Arkansas, 1/3				
32 vs. Missouri, 1/10	8 vs. Arkansas, 1/3	Free Throws Made	3, Georgia, 2/18	18, Missouri, 1/10
		(SEC)		18, Ohio State, 11/13
32 vs. Missouri, 1/10	8 vs. Arkansas, 1/3		3, Georgia, 2/18	18, Missouri, 1/10
43 vs. Missouri, 1/10	12 vs. Winthrop, 12/13	Free Throw Attempts	6, Georgia, 2/18	25, at UCLA, 11/22
		(SEC)	6, at Texas A&M, 1/31	
43 vs. Missouri, 1/10	13 vs. Arkansas, 1/3		6, Georgia, 2/18	22, at Tennessee, 2/15
			6, at Texas A&M, 1/31	
.875 (14-16) at UCLA, 11/22	.478 (11-23) at Vanderbilt 1/7	FT Percentage	.267 (4-15), Winthrop, 12/13	1.00 (6-6) at Texas A&M, 1/31
.800 (20-25) at Texas A&M, 1/31	.478 (11-23) at Vanderbilt, 1/7	(SEC)	.500 (3-6), Georgia, 2/18	1.00 (6-6) at Texas A&M, 1/31
			.500 (5-10), Arkansas, 1/3	
58 at Alabama, 2/22	30 at Tennessee, 2/15	Rebounds	19, Hampton, 12/16	43, at Tennessee, 2/15
	30 at Vanderbilt, 1/7	(SEC)		43, Texas A&M, 1/17
	30 at Hawaii, 11/29			43, at Kentucky, 1/14
58 at Alabama, 2/22	30 at Tennessee, 2/15		26, Arkansas, 1/3	43, at Tennessee, 2/15
	30 at Vanderbilt, 1/7			43, Texas A&M, 1/17
				43, at Kentucky, 1/14
25 vs. UNCG, 11/15	6 vs. Arizona State, 11/27	Assists	3, Ohio State, 11/13	16, at Texas A&M, 1/31
25 vs. Winthrop, 12/13		(SEC)		16, vs. CSUB, 11/28
24 vs. Ole Miss, 1/28	9 at Mississippi State, 1/24		5, at Alabama, 2/22	16, at Texas A&M, 1/31
15 vs. UNCG, 11/15	3 at Kentucky, 1/14	Steals	0, at Clemson, 11/18	13, Florida, 2/11
	3 vs. Hampton, 12/16	(SEC)		13, at UCLA, 11/22
				13, Ohio State, 11/13
14 vs. Missouri, 1/10	3 at Kentucky, 1/14		3, at Kentucky, 1/14	13, Florida, 2/11
16 vs. Winthrop, 12/13	0 at Vanderbilt, 1/7	Blocked Shots	0, at Clemson, 11/18	10, Ohio State, 11/13
10 at Kentucky, 1/14	0 at Vanderbilt, 1/7	(SEC)	1, vs. Kentucky, 2/4	7, Texas A&M, 1/17
			1, at Auburn, 1/21	
			1, at Vanderbilt, 1/7	
			1, Arkansas, 1/3	
21 vs. Florida, 2/11	5 vs. CSUB, 11/28	Turnovers	8, at Alabama, 2/22	21, Georgia, 2/18
21 at Mississippi State, 1/24	5 at Clemson, 11/18	(SEC)		21, UNCG, 11/15
21 vs. Arizona State, 11/27				
21 at UCLA, 11/22				
21 vs. Florida, 2/11	11 at Kentucky, 1/14		8, at Alabama, 2/22	21, Georgia, 2/18
21 at Mississippi State, 1/24	11 at Vanderbilt, 1/7			
22 vs. Missouri, 1/10	11 vs. Ole Miss, 1/28	Fouls	16, UConn, 2/8	34, Missouri, 1/10
22 at Hawaii, 11/29	11 vs. Arkansas, 1/3	(SEC)	16, at Auburn, 1/21	
22 vs. Missouri, 1/10	11 vs. Ole Miss, 1/28		16, at Auburn, 1/21	32, Missouri, 1/10
	11 vs. Arkansas, 1/3			

2015-16 Individual Superlatives

Category	South Carolina	Opponent
Points in Game (SEC)	29 by Alaina Coates vs. Winthrop, 12/13 27 by Alaina Coates vs. Kentucky, 2/4 27 by A'ja Wilson at Texas A&M, 1/31	36 by Kelsey Mitchell, Ohio State, 11/13 26 by Shandricka Sessom, Ole Miss, 1/28
Points in a Half	20 (2nd) by A'ja Wilson vs. Duke, 12/6 18 (2nd) by Tiffany Mitchell at Texas A&M, 1/31	21 (2nd) by Kelsey Mitchell, Ohio State, 11/13 17 (2nd) by Carla Batchelor, Florida, 2/11 17 (2nd) by Makayla Epps, Kentucky, 2/4
Points in a Quarter (SEC)	15 (3rd) by Tina Roy vs. Arkansas, 1/3 15 (3rd) by Tina Roy vs. Arkansas, 1/3	13 (3rd) by Makayla Epps, Kentucky, 2/4 13 (4th) by Kelsey Mitchell, Ohio State, 11/13 13 (3rd) by Makayla Epps, Kentucky, 2/4
Field Goals Made (SEC)	13 by Alaina Coates vs. Winthrop, 12/13 11 by A'ja Wilson vs. Texas A&M, 1/17 11 by A'ja Wilson at Kentucky, 1/14	11 by Shandricka Sessom, Ole Miss, 1/28 11 by Shandricka Sessom, Ole Miss, 1/28
Field Goal Attempts (SEC)	19 by A'ja Wilson vs. Texas A&M, 1/17 19 by A'ja Wilson vs. Duke, 12/6 19 by A'ja Wilson vs. Texas A&M, 1/17	25 by Victoria Vivians, at Mississippi State, 1/24 25 by Victoria Vivians, at Mississippi State, 1/24
FG Percentage (SEC)	1.00 (3-3) by Alaina Coates vs. Missouri, 1/10 1.00 (3-3) by Tina Roy vs. Elon, 12/22 1.00 (3-3) by Shay Colley vs. CSU Bakersfield, 11/28 1.00 (3-3) by Alaina Coates vs. Missouri, 1/10	1.00 (3-3) by Tra'Cee Tanner, at Auburn, 1/21 1.00 (3-3) by Tra'Cee Tanner, at Auburn, 1/21
3-Point FG Made (SEC)	7 by Tina Roy vs. Arkansas, 1/3 7 by Tina Roy vs. Arkansas, 1/3	5 by Katie Frerking, at Auburn, 1/21 5 by Katie Frerking, at Auburn, 1/21
3-Point FG Attempts (SEC)	12 by Tina Roy vs. Arkansas, 1/3 12 by Tina Roy vs. Arkansas, 1/3	12 by Katie Frerking, at Auburn, 1/21 12 by Katie Frerking, at Auburn, 1/21
3-Point FG Percentage (SEC)	1.00 (3-3) by Tina Roy vs. Elon, 12/22 .750 (3-4) by Tina Roy at Mississippi State, 1/24	.800 (4-5) by Ameryst Alston, Ohio State, 11/13 .600 (3-5) by Jordan Jones, Texas A&M, 1/17
Free Throws Made (SEC)	9 by A'ja Wilson at Tennessee, 2/15 9 by A'ja Wilson at Texas A&M, 1/31 9 by A'ja Wilson at Tennessee, 2/15 9 by A'ja Wilson at Texas A&M, 1/31	12 by Kelsey Mitchell, Ohio State, 11/13 9 by Bashaara Graves, at Tennessee, 2/15
Free Throw Attempts (SEC)	12 by Alaina Coates vs. Kentucky, 2/4 12 by Alaina Coates vs. Missouri, 1/10 12 by Alaina Coates vs. Kentucky, 2/4 12 by Alaina Coates vs. Missouri, 1/10	13 by Kelsey Mitchell, Ohio State, 11/13 10 by Bashaara Graves, at Tennessee, 2/15
FT Percentage (SEC)	1.000 (7-7) by Tiffany Mitchell vs. Florida, 2/11 1.000 (7-7) by Tiffany Mitchell vs. Florida, 2/11	1.00 (6-6) by Ketara Chapel, at Mississippi State, 1/24 1.00 (6-6) by Jada Payne, East Carolina, 12/20 1.00 (6-6) by Ketara Chapel, at Mississippi State, 1/24
Rebounds (SEC)	18 by Alaina Coates at Alabama, 2/22 18 by Alaina Coates at Alabama, 2/22	15 by Shayla Cooper, Ohio State, 11/13 10 by Bashaara Graves, at Tennessee, 2/15 10 by Batouly Camara, at Kentucky, 1/14
Assists (SEC)	6 by Alaina Coates at Texas A&M, 1/31 6 by Khadijah Sessions vs. Winthrop, 12/13 6 by Bianca Cuevas vs. CSU Bakersfield, 11/28 6 by Asia Dozier vs. UNCG, 11/15 6 by Tina Roy vs. UNCG, 11/15 6 by Alaina Coates at Texas A&M, 1/31	9 by Jordan Jones, at Texas A&M, 1/31
Steals (SEC)	6 by Khadijah Sessions, Georgia, 2/18 6 by Khadijah Sessions, Georgia, 2/18	9 by Jordan Jones, at Texas A&M, 1/31 6 by Jordin Canada, at UCLA, 11/22 3 by Meoshonti Knight, at Alabama, 2/22 3 by Tiaria Griffin, Georgia, 2/18 3 by Merritt Hempe, Georgia, 2/18 3 by Shequilla Joseph, Ole Miss, 1/28
Blocked Shots (SEC)	10 by Alaina Coates vs. Winthrop, 12/13 8 by A'ja Wilson vs. Texas A&M, 1/17 8 by A'ja Wilson at Kentucky, 1/14	5 by Breanna Stewart, UConn, 2/8 3 by Merritt Hempe, Georgia, 2/18 3 by Khaalia Hillsman, at Texas A&M, 1/31
Turnovers (SEC)	8 by Tiffany Mitchell vs. Ohio State, 11/13 7 by Doniyah Cliney vs. Florida, 2/11 7 by Tiffany Mitchell at Mississippi State, 1/24	8 by Shayla Cooper, Ohio State, 11/13 6 by Courtney Williams, at Texas A&M, 1/31

Gamecock Career Highs

Alaina Coates

Pts	29 vs. Winthrop, 12/13/15
FG	13 vs. Winthrop, 12/13/15
FGA	16 vs. Vanderbilt, 1/5/14
FG %	1.000 (7-7) vs. SC St., 12/22/13
FT	11 at San Diego St., 11/23/13
FTA	15 at San Diego St., 11/23/13
FT %	1.000 (10-10) vs. North Carolina, 3/27/15
Reb	18 at Alabama, 2/22/16
Off Reb	7 vs. Kentucky, 1/9/14
Def Reb	13, 2x, last at Alabama, 2/22/16
Blk	10 vs. Winthrop, 12/13/15
Stl	4 at Tennessee, 2/15/16
Asst	6 at Texas A&M, 1/31/16
Min	38 at Texas A&M, 1/31/16

Doniyah Cliney

Pts	10 vs. Florida, 2/11/16
FG	3, 2x, last vs. Florida, 2/11/16
FGA	5 vs. Missouri, 1/10/16
FG %	.750 (3-4) vs. Kentucky, 2/4/16
3FGA	2, 4x, last vs. Georgia, 2/18/16
FT	3 vs. Florida, 2/11/16
FTA	4, 3x, last vs. Florida, 2/11/16
FT %	.750 (3-4) vs. Florida, 2/11/16
Reb	3 vs. Florida, 2/11/16
Off Reb	2 vs. Ole Miss, 1/28/16
Stl	3 vs. Georgia, 2/18/16
Asst	3 at Auburn, 1/21/16
Min	26 vs. Kentucky, 2/4/16

Bianca Cuevas

Pts	21 at Ole Miss, 2/1/15
FG	8 vs. CSUB, 11/28/15
FGA	14 at Georgia, 2/5/15
FG %	.833 (5-6) at Hampton, 12/17/14
3FG	2, 5x, last vs. CSUB, 11/28/15
3FGA	6 vs. Clemson, 11/20/14
3FG %	.667 (2-3) at Hampton, 12/17/14
FT	9 at Ole Miss, 2/1/15
FTA	11 at Ole Miss, 2/1/15
FT %	1.000 (5-5) vs. Syracuse, 3/22/15
Reb	6 at Alabama, 2/22/16
Off Reb	3 vs. Alabama, 1/29/15
Blk	2, 2x, last vs. UConn, 2/8/16
Stl	5 Missouri, 1/10/16
Asst	6 vs. CSUB, 11/28/15
Min	29 at Hawaii, 11/29/15

Asia Dozier

Pts	16, 2x, at San Diego St., 11/23/13
FG	6, 2x, last at Alabama, 1/8/15
FGA	13 at San Diego St., 11/23/13
FG %	1.00 (4-4) at Kentucky, 2/14/13
3FG	4, 2x, last vs. Syracuse, 3/22/15
3FGA	10 at San Diego St., 11/23/13
3FG %	1.000 (2-2), 3x, last vs. East Carolina, 12/20/15
FT	4, 3x, last vs. Florida State, 3/29/15
FTA	7 vs. Elon, 11/9/12
FT %	1.000 (4-4), 2x, last vs. Florida State, 3/29/15
Reb	10 vs. Elon, 11/9/12
Off Reb	4 vs. Elon, 11/9/12
Blk	3 at Kentucky, 3/1/15
Stl	2, 9x, last vs. Hampton, 12/16/15
Asst	6, 3x, last vs. UNCG, 11/15/15
Min	40 at Arkansas, 1/2/14

India Farmer

Pts	3, 2x, last vs. Alabama, 1/19/14
FGA	3 vs. NC Central, 12/2/13
3FGA	2 vs. NC Central, 12/2/13
FT	2 at Florida, 1/19/15
FTA	2, 2x, last, at Florida, 1/19/15
FT %	1.000 (2-2) at Florida, 1/19/15
Reb	3 vs. NC Central, 12/2/13
Blk	2 vs. UNCG, 11/15/15
Min	11 vs. NC Central, 12/2/13

Sarah Imovbioh

Pts	19 vs. Hampton, 12/16/15
FG	6, 2x, last vs. UConn, 2/8/16
FGA	8 vs. Hampton, 12/16/15
FG %	1.00 (6-6) vs. UConn, 2/8/16
FT	7 vs. Hampton, 12/16/15
FTA	9 vs. Hampton, 12/16/15
FT %	.777 (7-9) vs. Hampton, 12/16/15
Reb	12 vs. East Carolina, 12/20/15
Off Reb	7 vs. Ole Miss, 1/28/16
Def Reb	8 vs. East Carolina, 12/20/15
Stl	2, 2x, last at Clemson, 11/18/15
Asst	2, 2x, last vs. Missouri, 1/10/16
Min	24 vs. Hampton, 12/16/15

Tiffany Mitchell

Pts	25 vs. Georgia, 2/27/14
FG	8, 7x, last at Vanderbilt, 1/7/16
FGA	17, 2x, last at Texas A&M, 1/31/16
FG %	.857 (6-7) vs. Savannah State, 12/14/14
3FG	6, 2x, last at Hampton, 12/17/14
3FGA	8, 2x, last at Hampton, 12/17/14
3FG %	1.000 (6-6) vs. San Diego State, 11/23/14
FT	13 vs. CSU Northridge, 3/23/14
FTA	17 vs. CSU Northridge, 3/23/14
FT %	1.000 (10-10) vs. Georgia, 2/27/14
Reb	11, 5x, last at Arkansas, 1/2/14
Off Reb	6 at Florida, 1/20/13
Blk	3 at Arkansas, 2/19/15
Stl	7 vs. NC Central, 12/11/14
Asst	9 at San Diego State, 11/23/13
Min	40, 3x, last vs. Texas A&M, 1/17/16

Tina Roy

Pts	21 vs. Arkansas, 1/3/16
FG	7 vs. Arkansas, 1/3/16
FGA	14 at UCLA, 11/22/15
FG %	1.000 (4-4) at Alabama, 1/8/15
3FG	7 vs. Arkansas, 1/3/16
3FGA	12 vs. Arkansas, 1/3/16
3FG %	1.000 (3-3), 2x, last vs. Elon, 12/22/15
FT	4 at Southern Cal, 11/25/13
FTA	4, 4x, last vs. Georgia, 2/27/14
FT %	1.000 (4-4) at Southern Cal, 11/25/13
Reb	8 at Mississippi State, 2/6/14
Off Reb	3, 2x, last vs. CSU Northridge, 3/23/14
Blk	2 vs. Mississippi State, 2/6/14
Stl	3, 2x, last vs. Ole Miss, 1/28/16
Asst	10 vs. Savannah State, 12/14/14
Min	37 at UCLA, 11/22/15

Khadijah Sessions

Pts	19 vs. Auburn, 2/3/13
FG	6, 2x, last vs. Seton Hall, 11/17/13
FGA	15 at Missouri, 2/28/13
FG %	.833 (5-6) vs. LSU, 2/12/15
3FG	3, 4x, last vs. LSU, 3/7/15
3FGA	6, 3x, last vs. Kentucky, 1/11/15
3FG %	1.00 (3-3) at Kentucky, 2/20/14
FT	8, 2x, last at Tennessee, 2/15/16
FTA	12 vs. Missouri, 2/2/14
FT %	1.00 (5-5) at Kentucky, 2/20/14
Reb	11 at Alabama, 2/22/16
Off Reb	3, 4x, last at Alabama, 2/22/16
Stl	6 vs. Georgia, 2/18/16
Asst	8 vs. NC Central, 12/1/14
Min	39 at Texas A&M, 1/31/16

Jatarie White

Pts	14 vs. East Carolina, 12/20/15
FG	5, 2x, last vs. East Carolina, 12/20/15
FGA	12 vs. Clemson, 11/20/14
FG %	.626 (5-8) vs. East Carolina, 12/20/15
FT	5 vs. Missouri, 1/10/16
FTA	6, 2x, last vs. Missouri, 1/10/16
FT %	1.000 (2-2), 2x, last vs. Hampton, 12/16/15
Reb	9 vs. Winthrop, 12/13/15
Off Reb	4 at Clemson, 11/18/15
Def Reb	8 vs. Winthrop, 12/13/15
Blk	4 vs. Winthrop, 12/13/15
Stl	2 vs. Syracuse, 3/22/15
Asst	2, 4x, last at Clemson, 11/18/15
Min	22 vs. San Diego St., 11/23/14

A'ja Wilson

Pts	28 vs. Duke, 12/6/15
FG	11, 2x, last vs. Texas A&M, 1/17/16
FGA	19, 2x, last vs. Texas A&M, 1/17/16
FG %	.800 (8-10) vs. Savannah State, 12/14/14
FT	11 vs. LSU, 2/12/15
FTA	15 vs. LSU, 2/12/15
FT %	1.00 (5-5), 2x, last vs. Ole Miss, 1/28/16
Reb	19 at Kentucky, 3/1/15
Off Reb	6, 3x, last at Kentucky, 1/14/16
Def Reb	14 at Kentucky, 3/1/15
Blk	8, 2x, last vs. Texas A&M, 1/17/16
Stl	3, 4x, last vs. Central Michigan, 12/20/14
Asst	4 vs. CSUB, 11/28/15
Min	39 at Texas A&M, 1/31/16

The Last Time...

Individual

Scored 50 Points

South Carolina 51, Jocelyn Penn vs. Stetson, 1/4/03
Opponent Never

Scored 40 Points

South Carolina 51, Jocelyn Penn vs. Stetson, 1/4/03
Opponent 46, Cornelia Gayden, LSU, 1/14/95

Scored 30 Points

South Carolina 30, Ieasia Walker vs. Clemson, 11/18/10
Opponent 36, Kelsey Mitchell, Ohio State, 11/13/15

Grabbed 20 Rebounds

South Carolina 25, Kelsey Bone vs. Boston University, 12/28/09
Opponent 24, Courtney Paris, Oklahoma, 12/30/07

Grabbed 15 Rebounds

South Carolina 18, Alaina Coates at Alabama, 2/22/16
Opponent 15, Shayla Cooper, Ohio State, 11/13/15

Two Players with 20 or More Points

South Carolina A'ja Wilson 27/Tiffany Mitchell 20 at Texas A&M, 1/31/16
Opponent Kelsey Mitchell 36/Ameryst Alston 23, Ohio State, 11/13/15

Two Players with 10 or More Rebounds

South Carolina Alaina Coates 18/Khadijah Sessions 11/A'ja Wilson 10 at Alabama, 2/22/16
Opponent Breanna Stewart 10/Gabby Williams 10, UConn, 2/8/16

Had 10 Assists

South Carolina 10, Tina Roy vs. Savannah State, 12/14/14
Opponent 11, Marneshia Richard, Mississippi State, 1/21/07

Had Five Steals

South Carolina 6, Khadijah Sessions, Georgia, 2/18/16
Opponent 6, Jordin Canada, at UCLA, 11/22/15

Had Five Blocked Shots

South Carolina 5, A'ja Wilson at Tennessee, 2/15/16
Opponent 5, Breanna Stewart, UConn, 2/8/16

Had a Double-Double

South Carolina Alaina Coates (13 pts/18 rebs)/A'ja Wilson (16 pts/10 rebs) at Alabama, 2/22/16
Opponent Bashaara Graves (13 pts/10 rebs), at Tennessee, 2/15/16

Two Players had a Double-Double

South Carolina Alaina Coates (13 pts/18 rebs)/A'ja Wilson (16 pts/10 rebs) at Alabama, 2/22/16
Opponent Sheila Boykin (12 pts/12 rebs)/Danielle Ballard (16 pts/12 rebs), LSU, 2/12/15

Three Players had a Double-Double

South Carolina Ashley Bruner (16 pts/12 rebs)/Aleighsa Welch (16 pts/ 11 rebs)/Elem Ibiam (12 pts/10 rebs) vs. Kansas, 3/25/13
Opponent Merlakia Jones (26 pts/10 rebs)/Takilya Davis (19 pts/13 rebs)/DeLisha Milton (14 pts/15 rebs), at Florida, 2/20/94

Had a Triple-Double

South Carolina Alaina Coates (29 pts/16 rebs/10 blks) vs. Winthrop, 12/13/15
Opponent Never

Team

Scored 100 Points

South Carolina 102 at Alabama, 1/8/15
Opponent 103, Clemson, 11/21/03

Won by 30 or More Points

South Carolina 85-32 (53) vs. Arkansas, 1/3/16
Opponent 66-34 (32), Georgia, 3/4/11

Shot 65% or Better from the Field

South Carolina .652 (45-69) vs. East Tennessee State, 12/19/00
Opponent Never

Shot 60% or Better from the Field

South Carolina .612 (30-49) vs. Florida State, 3/29/15
Opponent .604 (29-48), Vanderbilt, 1/18/01

Shot 50% or Better from the Field

South Carolina .520 (26-50) vs. Kentucky, 2/4/16
Opponent .554 (31-56), at UConn, 2/9/15

No Players in Double-Figure Points

South Carolina at Auburn, 1/19/12
Opponent Arkansas, 1/3/16

Five Players in Double-Figure Points

South Carolina vs. Arkansas, 1/3/16
Opponent Arkansas, 2/14/10

More Than Five Players in Double-Figure Points

South Carolina 6 vs. Syracuse, 3/22/15
Opponent 6 at Georgia, 2/13/03

Faced AP Top-25 Opponent

Win 62-56 at No. 24 Tennessee, 2/15/16
Loss 56-67 at No. 13 Kentucky, 3/1/15

Faced AP Top-10 Opponent

Win 70-63 at No. 10 Texas A&M, 1/31/16
Loss 87-62 at No. 2 UConn, 2/9/15

Faced AP Top-5 Opponent

Win 62-46 vs. No. 5 Tennessee, 3/8/15
Loss 87-62 at No. 2 UConn, 2/9/15

Faced AP No. 1 Team

Win Never
Loss 54-66 vs. No. 1 UConn, 2/8/16

Overtime Game

Win 58-55 vs. Drexel, 11/28/12
Loss 65-57 at Texas A&M, 1/16/14

Double-Overtime Game

Win 92-91 at Florida State, 2/4/91
Loss 92-94 at Clemson, 11/19/09

South Carolina Was Ranked (AP Poll)

No. 1 2/9/15
Top 5 No. 3, 2/15/16
Top 10 No. 8, 3/17/14
Top 25 No. 13, 12/30/13

Staley Era Team Records

Italics indicates set in 2015-16

Scoring

Most	Points
1. vs. Savannah State, 12/14/14	111
2. at Alabama, 1/8/15	102
3. vs. Clemson, 11/20/14	99
vs. Ole Miss, 1/30/14	99
vs. Charleston Southern, 11/8/13	99

Fewest	Points
1. at Stanford, 11/26/10	32
2. vs. Georgia, 3/4/11	34
3. vs. Mississippi State, 3/5/09	39
4. at Georgia, 1/13/13	40
5. at Mississippi State, 2/26/09	41

Fewest Allowed	Points
1. vs. South Carolina State, 12/14/11	21
2. vs. Presbyterian, 11/27/11	24
3. vs. NC Central, 12/1/14	26
vs. SC State, 12/22/13	26
5. vs. NC Central, 12/2/13	27

Most Allowed	Points
1. at Clemson, 11/19/09	94
2. vs. North Carolina, 12/20/09	93
3. at Connecticut, 2/9/15	87
4. vs. Xavier, 11/12/10	84
5. at Tennessee, 2/17/11	82
at Florida, 2/22/09	82

Margin of Outcome

Victory	Score	Margin
1. vs. Charleston Southern, 11/8/13	99-29	+70
2. vs. NC Central, 12/1/14	90-26	+64
3. vs. Savannah State, 12/14/14	111-49	+62
4. vs. Clemson, 11/20/14	99-41	+58
5. vs. <i>Arkansas</i>	85-32	+53

Defeat	Score	Margin
1. at Stanford, 11/26/10	32-70	-38
2. vs. Georgia, 3/4/11	34-66	-32
3. vs. Stanford, 12/19/08	47-78	-31
4. at Penn State, 11/21/10	48-78	-30
5. vs. Connecticut, 12/28/08	48-77	-29

Field Goals

Made	FGM
1. vs. Charleston Southern, 11/8/13	39
2. vs. Savannah State, 12/14/14	38
vs. Clemson, 11/20/14	38
4. at Alabama, 1/8/15	37
vs. Central Michigan, 12/20/14	37

Attempts	FGA
1. vs. Penn State, 11/20/11	76
2. at Clemson, 11/19/09	74
3. vs. Tennessee, 1/20/11	73
4. vs. Central Michigan, 12/20/14	72
vs. Clemson, 11/20/14	72
vs. Kansas, 3/25/13	72

Highest Percentage (Min. 40 FGA)	FGM-A	Pct
1. vs. Savannah State, 3/20/15	34-53	.642
2. at Alabama, 1/8/15	37-58	.638
3. vs. Florida State, 3/29/15	30-49	.612
4. vs. Charleston Southern, 11/8/13	39-64	.609
5. vs. Ole Miss, 1/30/14	31-51	.608

Lowest Percentage (Min. 40 FGA)	FGM-A	Pct
1. at Stanford, 11/26/10	12-55	.218
2. vs. Georgia, 3/4/11	12-52	.231
3. at Florida, 1/20/13	15-64	.234
4. at Kentucky, 2/5/09	13-55	.236
5. at Georgia, 1/2/11	13-54	.241

Lowest Percentage Allowed	FGM-A	Pct
1. vs. South Carolina State, 12/14/11	6-48	.125
2. vs. NC Central, 12/2/13	8-50	.160
3. vs. Charleston Southern, 11/8/13	10-54	.185
4. vs. Arkansas, 3/6/15	11-57	.193
vs. Hampton, 11/22/12	11-57	.193

Highest Percentage Allowed	FGM-A	Pct
1. vs. Connecticut, 12/28/08	35-62	.565
vs. Florida, 1/9/11	26-46	.565
3. vs. Xavier, 11/12/10	34-61	.557
4. at Connecticut, 2/9/15	31-56	.554
5. at Kentucky, 1/13/11	30-55	.545

3-Point Field Goals

Made	3FGM
1. vs. <i>Arkansas</i> , 1/3/16	11
at Alabama, 1/8/15	11
3. at <i>Vanderbilt</i> , 1/7/16	10
4. vs. <i>Winthrop</i> , 12/13/15	9
10 other times	9

Attempts	3FGA
1. vs. Penn State, 11/20/11	29
2. vs. College of Charleston, 11/14/13	28
vs. North Carolina, 12/19/10	28
4. vs. Syracuse, 11/28/14	26
5. at <i>Clemson</i> , 11/18/15	25
vs. Savannah State, 11/15/12	25
at Ole Miss, 1/16/11	25

Percentage (Min. 5 3FGA)	3FGM-A	Pct
1. vs. Oregon State, 3/25/14	4-6	.667
vs. Ole Miss, 1/30/14	4-6	.667
vs. Savannah State, 12/28/13	4-6	.667
vs. Western Carolina, 12/29/12	6-9	.667
at Alabama, 1/10/10	8-12	.667
vs. Charlotte, 12/21/08	8-12	.667

Free Throws

Made	FTM
1. vs. Savannah State, 12/14/14	34
vs. Oregon State, 3/25/14	34
3. vs. <i>Missouri</i> , 1/10/16	32
vs. Ole Miss, 1/30/14	32
at Mississippi State, 1/6/13	32

Attempts	FTA
1. at Mississippi State, 1/6/13	50
2. vs. Savannah State, 12/28/13	48
3. vs. Savannah State, 12/14/14	47
4. vs. Missouri, 2/2/14	46
5. vs. Seton Hall, 11/17/13	44
vs. SC State, 12/21/12	44

Percentage (Min. 10 FTA)	FTM-A	Pct
1. vs. Alabama, 1/19/14	10-11	.909
2. vs. Auburn, 1/2/09	23-26	.885
3. at <i>UCLA</i> , 11/22/15	14-16	.875
vs. San Diego State, 11/28/09	14-16	.875
5. at Mississippi State, 2/6/14	20-23	.870

Rebounding

Total	Rebs
1. vs. College of Charleston, 11/14/13	62
2. at Florida, 1/20/13	59
3. at Alabama, 2/22/16	58
4. vs. Hampton, 11/22/12	57
5. vs. Savannah State, 12/14/14	56

Margin	Rebs	Margin
1. vs. Savannah State, 12/14/14	56-21	+35
2. vs. <i>Hampton</i> , 12/16/15	52-19	+33
3. at Alabama, 2/7/13	53-24	+29
4. at Alabama, 2/22/16	58-31	+27
vs. Hampton, 12/17/14	48-21	+27

Assists

Game	Assists
1. vs. NC Central, 12/1/14	26
2. vs. <i>Winthrop</i> , 12/13/15	25
vs. <i>UNCG</i> , 11/15/15	25
vs. San Diego State, 11/23/14	25
vs. Clemson, 11/20/14	25
vs. Alabama, 1/19/14	25
vs. Charleston Southern, 11/8/13	25

Steals

Game	Steals
1. vs. NC Central, 12/1/14	21
vs. Furman, 12/11/11	21
3. vs. San Diego State, 11/23/14	18
4. vs. Charleston Southern, 11/8/13	17
5. vs. NC State, 12/12/10	16
vs. USC Upstate, 12/16/08	16

Blocked Shots

Game	Blocks
1. vs. <i>Winthrop</i> , 12/13/15	16
2. vs. Arkansas, 3/6/15	15
3. at Mississippi State, 2/6/14	14
vs. Kentucky, 1/9/14	14
5. at Kentucky, 3/1/15	12
vs. Charleston Southern, 11/14/13	12

Turnovers

Fewest	TOs
1. at Tennessee, 2/2/12	4
2. vs. <i>CSU Bakersfield</i> , 11/28/15	5
at <i>Clemson</i> , 11/18/15	5
vs. Tennessee, 2/23/15	5
vs. Syracuse, 11/28/14	5
at Missouri, 2/28/13	5
vs. Georgia, 3/2/12	5
vs. Ole Miss, 3/3/11	5

Most	TOs
1. at Wake Forest, 12/3/08	32
2. vs. Hampton, 11/22/12	29
vs. Kentucky, 1/15/12	29
4. at Kentucky, 1/13/11	28
5. vs. Jacksonville, 12/30/08	26

Dawn Staley

Head Coach
8th Season at South Carolina
Virginia, 1992



When three-time Olympic gold medalist Dawn Staley took the reins of the University of South Carolina women's basketball program on May 10, 2008, the Gamecocks' stature immediately rose not just in the Southeastern Conference but on the national stage as well. Building on a foundation of hard work, defensive effort and a "team first" mentality, South Carolina began to realize those expectations in 2011-12, and the program has continued to thrive. The Gamecocks boast five straight 25-win seasons, which include three SEC regular-season championships (2014, 2015, 2016), an SEC Tournament title (2015), an NCAA Final Four appearance (2015) and two other Sweet 16 seasons (2012, 2014), the program's first ever No. 1 national ranking and a school-record 34 wins in 2014-15. Staley's success has united every demographic in the state of South Carolina as the Gamecocks' fan based has tripled over the last three seasons, leading the nation in home attendance in 2014-15 at 12,293 fans per game and pacing the country in attendance increase in 2013-14 and 2014-15.

While her coaching career is blossoming, Staley is still recognized for her body of work as a one of the most decorated participants in United States women's basketball history. The Naismith Memorial Basketball Hall of Fame solidified her legacy with her enshrinement into the Hall as part of the Class of 2013. The Phoenix Club of Philadelphia established the Dawn Staley Award recognizing the nation's top guard in women's Division I basketball in 2013 as well. Staley was inducted into the Women's Basketball Hall of Fame as part of the Class of 2012 and was one of the final nominees for induction to the U.S. Olympic Hall of Fame the same year. In the summer of 2011, the WNBA recognized her as one of the league's "Top 15," honoring the most influential players in the league's history.

In her 16th season as a head coach, Staley has led her teams to seven 25-win seasons, a total of 12 postseason appearances (two WNIT) and 49 weeks in the Associated Press top 10, including 12 in the No. 1 spot.

In her first seven seasons at the helm of the Gamecocks, Staley has been named National Coach of the Year (2014, *Basketball Times*), a Naismith National Coach of the Year Finalist (2014, 2015), SEC Coach of the Year (2014, *Coaches and AP*; 2015, *Coaches*) and BCA Female Coach of the Year (2012). She has coached two All-Americans, 16 All-SEC selections, six SEC All-Freshman team selections, two SEC Player of the Year choices, an SEC Sixth Player of the Year, an SEC Defensive Player of the Year and three SEC Freshman of the Year winners. South Carolina has turned in historic seasons each of the last four, especially standing out among the program's 24 seasons in the SEC, posting 25 wins in 2011-12 and 2012-13, 29 wins in 2013-14 and a school-record 34 victories in 2014-15. The Gamecocks have won more SEC games than the season before in each of Staley's last six seasons, and her now 80 SEC victories are more than any other Gamecock coach, accounting for 56.3 percent of the program's total 144 league wins. She has helped the Gamecocks to five of the program's six top-four finishes in the SEC, including the first regular-season championship in 2013-14 and making it three straight titles in 2016. Her 113 overall wins in the previous four seasons mark the most successful four-year stretch in program history. Off the court, Staley's Gamecocks have been active in the community and thriving in the classroom. Every student-athlete who completed her eligibility under Staley at South Carolina has graduated or is on track to graduate, and the team GPA has been over 3.0 for the last six semesters. During the historic 2014-15 season, eight Gamecocks posted at least a 3.0 GPA for the year.

Year-by-Year Coaching Record

Year	School	Record	Conf. Rec.	Conf. Finish	Postseason
2000-01	Temple	19-11	11-5	2nd East	WNIT
2001-02	Temple	20-11	12-4	2nd East	A-10 Tourn. Champ./NCAA 1st Round
2002-03	Temple	14-15	9-7	2nd East	
2003-04	Temple	21-10	14-2	1st East	A-10 Tourn. Champ./NCAA 1st Round
2004-05	Temple	28-4	16-0	1st East*	A-10 Tourn. Champ./NCAA 2nd Round
2005-06	Temple	24-8	12-4	3rd	A-10 Tourn. Champ./NCAA 1st Round
2006-07	Temple	25-8	13-1	2nd	NCAA 2nd Round
2007-08	Temple	21-13	12-2	T-1st	NCAA 1st Round
2008-09	South Carolina	10-18	2-12	11th	
2009-10	South Carolina	14-15	7-9	T-7th	
2010-11	South Carolina	18-15	8-8	T-5th	WNIT 2nd Round
2011-12	South Carolina	25-10	10-6	T-4th	NCAA Sweet 16
2012-13	South Carolina	25-8	11-5	T-4th	NCAA 2nd Round
2013-14	South Carolina	29-5	14-2	1st	NCAA Sweet 16
2014-15	South Carolina	34-3	15-1	T-1st	SEC Tourn. Champ./NCAA Final Four
2015-16	South Carolina	26-1	14-0	1st	
Career	16th season	353-155	180-68		
At SC	8th season	181-75	81-43		

Coaching Highlights

College

- 10 NCAA Tournament Appearances (4 at South Carolina)
- 11 20-Win Seasons (5 at South Carolina)
- 4 Regular-Season Conference Titles (SEC 2014, 2015, 2016; A-10 2008)
- 5 Conference Tournament Titles (SEC 2015; A-10 2002, 2004, 2005, 2006)
- 2-time Naismith National Coach of the Year Finalist (2014, 2015)
- *Basketball Times* National Coach of the Year (2014)
- 3-time WBCA Region Coach of the Year (Region 3 2014, 2015; Region 1 2005)
- Four-time Conference Coach of the Year (SEC 2014, 2015; A-10 2004, 2005)

USA Basketball

- Senior National Team Asst. Coach (2006-08, 2014-16) – FIBA World Championship gold medal (2014), Beijing Olympics gold medal (2008), FIBA Americas Championship gold medal (2007), FIBA World Championship bronze medal (2006)
- U19 National Team Head Coach – FIBA U19 World Championship gold medal (2015)
 - > 2015 USA Basketball co-National Coach of the Year
- U18 National Team Head Coach – FIBA U18 Americas Championship gold medal (2014)
- Pan Am Games Head Coach – Gold medal (2007)

Playing Highlights

U.S. Professional – 11 seasons

- Five-time WNBA All-Star (2001-03, 2005-06)
- Two-time ABL All-Star (1997, 1998)
- WNBA All-Decade Team

USA Basketball

- Olympic gold medalist (1996, 2000, 2004)
- Flag bearer for U.S. in Olympic Games Opening Ceremony (2004)
- Two-time USA Basketball Female Athlete of the Year (1994, 2004)

College – Virginia (1989-92)

- Kodak All-America (1990, 1991, 1992)
- Honda-Broderick Cup Award for Collegiate Female Athlete of the Year (1991)
- Two-time ACC Player of the Year (1991, 1992)
- NCAA Tournament MOP (1991)

Other Notables

- Naismith Memorial Basketball Hall of Fame, Class of 2013
- Women's Basketball Hall of Fame, Class of 2012



DONIYAH CLINEY

6-0 • R-Fr. • G • Newark, N.J. • Shabazz
Major: Sociology



2015-16

- Has played in 13 games following hand injury, drawing three starts
- Helped pace South Carolina's strong defensive effort against Georgia (Feb. 18) with a career-high three steals
- Scored five of team's first eight points in first career start against #16/19 Florida (Feb. 11) en route to first double-digit scoring game
- Efficient in relief of Tiffany Mitchell (injury) against #18/18 Kentucky (Feb. 4), notching seven points (3-of-4 shooting) that included a key bucket in transition during South Carolina's 10-2 run to end the game
- Scored her four points against Ole Miss (Jan. 28) during 13-4 fourth-quarter run to end Rebels' rally
- Made an impact on the boards against Ole Miss (Jan. 28), grabbing a career-best three rebounds in 12 minutes of action
- Showed her court vision at Auburn (Jan. 21) handing out three assists in the second half while capping the third quarter with her first career 3-pointer
- Added five points to win over No. 20/- Missouri (Jan. 10), finding her way in pace of play on both sides of the ball after not seeing game action since high school (2013-14)
- Made her South Carolina debut at Vanderbilt (Jan. 7), tallying two points in five minutes of action
- Was having great preseason before surgery on her right hand in early November ... had cast removed Dec. 17 and was fully cleared for practice in January

Miscellaneous

	Season	Career
10+ Points	1	1
5+ Assists	0	0
Tm-High Points	0	0
Tm-High Assists	0	0

Career Highs

Pts	10 vs. Florida, 2/11/16
Rebs	3, 2x, last vs. Florida, 2/11/16
Blks	
Stls	3 vs. Georgia, 2/18/16
Asssts	3 at Auburn, 1/21/16
Min	26 vs. Kentucky, 2/4/16

SEC Career Highs

Pts	10 vs. Florida, 2/11/16
Rebs	3, 2x, last vs. Florida, 2/11/16
Blks	
Stls	3 vs. Georgia, 2/18/16
Asssts	3 at Auburn, 1/21/16
Min	26 vs. Kentucky, 2/4/16

2015-16 Game-by-Game

Opponent	Date	GS	MIN	FG-A	3FG-A	FT-A	Reb	A	TO	B	S	TP
Ohio State	11/13					— DNP —						
UNCG	11/15					— DNP —						
at Clemson	11/18					— DNP —						
at UCLA	11/22					— DNP —						
vs. Arizona State	11/27					— DNP —						
vs. CSUB	11/28					— DNP —						
vs. Hawaii	11/29					— DNP —						
Duke	12/6					— DNP —						
Winthrop	12/13					— DNP —						
Hampton	12/16					— DNP —						
vs. East Carolina	12/20					— DNP —						
Elon	12/22					— DNP —						
Arkansas	1/3					— DNP —						
at Vanderbilt	1/7		5	1-2	0-0	0-0	0-0-0	0	0	0	0	2
Missouri	1/10		14	2-5	0-0	1-1	1-0-1	0	0	0	1	5
at Kentucky	1/14		5	0-2	0-0	0-0	0-0-0	0	0	0	0	0
Texas A&M	1/17					— DNP —						
at Auburn	1/21		11	1-2	1-2	0-0	0-2-2	3	1	0	0	3
at Miss. State	1/24		9	0-0	0-0	1-4	0-0-0	0	1	0	0	1
Ole Miss	1/28		12	1-5	0-1	2-4	2-1-3	1	1	0	0	4
at Texas A&M	1/31		1	0-0	0-0	0-0	0-0-0	0	0	0	0	0
Kentucky	2/4		26	3-4	0-0	1-1	0-1-1	2	2	0	1	7
UConn	2/8		20	1-3	1-2	1-2	0-0-0	1	1	0	0	4
Florida	2/11	*	19	3-5	1-2	3-4	1-2-3	2	7	0	2	10
at Tennessee	2/15	*	17	1-4	0-1	0-0	0-1-1	0	0	0	0	2
Georgia	2/18	*	23	0-3	0-2	1-2	0-2-2	0	2	0	3	1
at Alabama	2/22		5	1-2	0-0	2-2	0-0-0	2	1	0	0	4

Career Stats at South Carolina

Year	GP	GS	Min	Avg	FG	FGA	Pct	3FG	FGA	Pct	FT	FTA	Pct	Off	Def	Tot	Avg	PF	FO	A	TO	Blk	Stl	Pts	Avg	
2014-15	— Did Not Play —																									
2015-16	13	3	166	12.8	14	37	.378	3	10	.300	12	20	.600	4	9	13	1.0	20	0	11	16	0	7	43	3.3	
Career	13	3	166	12.8	14	37	.378	3	10	.300	12	20	.600	4	9	13	1.0	20	0	11	16	0	7	43	3.3	



ALAINA COATES

6-4 • Jr. • C • Irmo, S.C. • Dutch Fork
Major: Social Work



Career Highlights

- | | |
|--|---|
| Naismith Midseason Watch List (2015-16) | 2015 SEC All-Tournament Team |
| Wooden Award Watch List (2015-16) | 2015 Naismith Trophy Top 50 Watch List |
| SEC Player of the Week (Feb. 2) | 2014 SEC Co-6th Player of the Year (Coaches) |
| Preseason All-SEC First Team (Coaches, Media) | 2014 SEC Freshman of the Year (Coaches, AP) |
| 2015 SEC All-Defensive Team | 2014 Freshman All-America First Team (Full Court) |
| All-SEC 2nd Team (Coaches - 2014, 2015; AP - 2015) | 2014 SEC All-Freshman Team |
| 2015 NCAA Greensboro Region MOP | 5-time SEC Freshman of the Week (2013-14) |

Miscellaneous

	Season	Career
Triple-Double	1	1
Double-Double	14	36
20+ Points	3	11
10+ Points	18	65
10+ Rebounds	18	43
5+ Blocks	1	4
Tm-High Points	4	16
Tm-High Rebs.	19	53

2015-16

- Ranks 13th in the nation in double-doubles and 23rd in rebounding, leading the SEC in both
- Averaging a double-double in SEC play and overall for the season
- Holds third place in school history with 161 career blocks, just 16 away from the school record
- Became the 31st player in program history to net 1,000 career points and the 10th to do it with 800 rebounds
- Has tallied 14 double-doubles (12 in her last 19 games), including one triple-double
- Led team in rebounds 19 times – at Clemson, at UCLA, Winthrop, Hampton, vs. ECU, Elon, Ark., at Vandy, Mizzou, Texas A&M, at Auburn, at Miss. St., Ole Miss, at Texas A&M, Ky., UConn, Florida, at Tenn., at Ala.
- Dominated the glass at Alabama (Feb. 22) with 11 of her career-high 18 rebounds coming in 16 first-half minutes
- Scored eight of her 14 points in the second half against #16/19 Florida (Feb. 11), including six in the fourth quarter to go along with two key assists that helped the Gamecocks preserve their lead down the stretch
- Dominated both ends of the floor against #18/18 Kentucky (Feb. 4), especially down the stretch with 12 of her SEC career-high 27 points coming in the fourth quarter on 4-of-4 field goals and 4-of-5 free throws
- Quietly stuffed the stat sheet at #10/10 Texas A&M (Jan. 31), adding career-high six assists to her double-double and helping key a 10-0 fourth-quarter run that turned a deficit into a six-point lead with solid defense at the rim, three defensive rebounds and a drive to the basket
- Grabbed nine of her 14 rebounds against Ole Miss (Jan. 28) in the first half and scored five of last seven points of the half

Career Highs

Pts	29 vs. Winthrop, 12/13/15
Rebs	18 at Alabama, 2/22/16
Blks	10 vs. Winthrop, 12/13/15
Stls	4 at Tennessee, 2/15/16
Assts	6 at Texas A&M, 1/31/16
Min	38 at Texas A&M, 1/31/16

2015-16 Highs

Pts	29 vs. Winthrop, 12/13
Rebs	18 at Alabama, 2/22
Blks	10 vs. Winthrop, 12/13
Stls	4 at Tennessee, 2/15
Assts	6 at Texas A&M, 1/31
Min	38 at Texas A&M, 1/31

SEC Career Highs

Pts	27 vs. Kentucky, 2/4/16
Rebs	18 at Alabama, 2/22/16
Blks	5, 3x, last vs. Alabama, 1/29/15
Stls	4 at Tennessee, 2/15/16
Assts	6 at Texas A&M, 1/31/16
Min	38 at Texas A&M, 1/31/16

2015-16 Game-by-Game

Opponent	Date	GS	MIN	FG-A	3FG-A	FTA	Reb	A	TO	B	S	TP
Ohio State	11/13		28	6-9	0-0	5-10	4-9-13	0	3	3	1	17
UNCG	11/15	*	13	6-7	0-0	0-3	2-5-7	0	0	0	3	12
at Clemson	11/18	*	22	4-7	0-0	2-4	5-1-6	1	2	2	1	10
at UCLA	11/22	*	32	6-7	0-0	0-0	4-8-12	0	1	0	2	12
vs. Arizona State	11/27	*	23	3-6	0-0	0-1	3-4-7	1	2	1	1	6
vs. CSUB	11/28	*	22	3-10	0-0	0-2	1-3-4	0	1	0	0	6
vs. Hawaii	11/29	*	20	1-3	0-0	1-2	0-1-1	0	2	3	0	3
Duke	12/6	*	25	7-9	0-0	2-4	2-5-7	0	1	1	1	16
Winthrop	12/13	*	30	13-15	0-0	3-5	6-10-16	0	1	10	1	29
Hampton	12/16	*	26	8-11	0-0	6-9	2-10-12	2	3	1	0	22
vs. East Carolina	12/20	*	21	4-8	0-0	2-4	4-11-15	0	0	2	0	10
Elon	12/22	*	24	5-6	0-0	6-6	5-3-8	0	4	2	1	16
Arkansas	1/3	*	26	4-5	0-0	3-3	0-10-10	2	0	1	1	11
at Vanderbilt	1/7	*	29	5-6	0-0	1-4	3-7-10	1	1	0	0	11
Missouri	1/10	*	19	3-3	0-0	7-12	3-9-12	0	2	0	1	9
at Kentucky	1/14	*	28	3-4	0-0	3-4	2-9-11	1	0	0	0	13
Texas A&M	1/17	*	34	2-5	0-0	1-2	1-10-11	3	1	0	2	5
at Auburn	1/21	*	26	8-10	0-0	1-2	5-5-10	2	4	1	0	17
at Miss. State	1/24	*	37	2-3	0-0	2-2	1-10-11	1	1	2	3	6
Ole Miss	1/28	*	23	6-9	0-0	1-6	5-9-14	2	1	1	1	13
at Texas A&M	1/31	*	38	5-8	0-0	2-3	2-8-10	6	1	0	1	12
Kentucky	2/4	*	32	10-14	0-0	7-12	5-8-13	2	3	4	1	27
UConn	2/8	*	26	1-6	0-0	0-2	0-9-9	0	3	0	2	2
Florida	2/11	*	35	7-8	0-0	0-2	0-11-11	3	2	0	3	14
at Tennessee	2/15	*	26	0-1	0-0	0-2	0-10-10	1	1	0	4	0
Georgia	2/18	*	32	3-6	0-0	1-2	0-8-8	1	5	1	0	7
at Alabama	2/22	*	31	3-7	0-0	7-8	5-13-18	0	0	0	0	13

- Shook off tough scoring night with great rebounding at #10/10 Mississippi State (Jan. 24), including six in a tight third quarter and her 11th of the night sparking a transition layup for a six-point lead with 3:01 to play
- Recorded 1,000th career points in opening minute against #20/-Missouri (Jan. 10), finishing with third-straight double-double
- Completed her school-record 12th career double-double in SEC play with key putback in late 11-3 run that sealed win at Vanderbilt (Jan. 7)
- Played an historic career game against Winthrop (Dec. 13), recording program's first triple-double since Dec. 20, 2006, and first ever with blocked shots, swatting away a school-record 10 to go with her career high 29 points and 16 rebounds
- Connected on 7-of-9 field goals against #14/13 Duke (Dec. 6) and tallied six crucial points down the stretch to help South Carolina pull away
- Scored the game-tying putback with 56 seconds left against #16/18 Arizona State (Nov. 27)
- Double-double at UCLA (Nov. 22) kept Gamecocks within reach and made key steal during 8-2 run over final 90 seconds to secure the win
- Dominated the glass late against #6/10 Ohio State (Nov. 13), especially in 10-2 run over final 2:35 that decided the game, and finished the contest with her 24th career double-double (17 points, 13 rebounds)

Career Stats at South Carolina

Year	GP	GS	Min	Avg	FG	FGA	Pct	3FG	FGA	Pct	FT	FTA	Pct	Off	Def	Tot	Avg	PF	FO	A	TO	Blk	Stl	Pts	Avg
2013-14	34	1	668	19.6	148	242	.612	0	0	—	121	185	.654	82	203	285	8.4	83	1	11	57	73	17	417	12.3
2014-15	36	5	760	21.1	141	251	.562	0	0	—	117	168	.696	99	186	285	7.9	62	0	28	50	53	19	399	11.1
2015-16	27	26	728	27.0	128	193	.663	0	0	—	63	116	.543	70	206	276	10.2	69	0	29	45	35	30	319	11.8
Career	97	32	2156	22.2	417	686	.608	0	0	—	301	469	.642	251	595	846	8.7	214	1	68	152	161	66	1135	11.7



BIANCA CUEVAS

5-6 • So. • G • Bronx, N.Y. • Nazareth Regional
Major: Criminal Justice



Career Highlights

- 2015 Rainbow Wahine Showdown All-Tournament
- McDonald's All-America (2013-14)
- New York Class AA co-Player of the Year (2013-14)

2015-16

- Has appeared in all but one of South Carolina's 27 games
- Led team in scoring once – vs. Arizona State
- Handed out team-high assists twice – vs. CSUB, at Alabama
- Posted a productive all-around performance at Alabama (Feb. 22), tallying a career-best six boards and a team-high three assists and converted a 3-pointer early in the second quarter to give South Carolina its first double-digit lead of the game
- Hit a 3-pointer and dished out two of her three assists during 16-0 run that opened second quarter against #16/19 Florida (Feb. 11)
- Solid extended minutes against #18/18 Kentucky (Feb. 4), committing just one turnover in 21 minutes
- Scored seven of her nine points against #15/11 Texas A&M (Jan. 17) during 12-7 fourth-quarter run that gave Gamecocks five-point lead with 3:55 to play
- Played lock-down defense against #20/- Missouri (Jan. 10), recording a career-best five steals
- Snatched a game-high three steals in the SEC opener against Arkansas (Jan. 3)
- Matched a career high with four rebounds against #14/13 Duke (Dec. 6)
- Named to the Rainbow Wahine Showdown All-Tournament team, finishing second on the team in scoring at the event with 17.0 points per game on 54.1 percent shooting, averaging 3.3 rebounds and swiping seven steals over the three-game event
- Scored in double figures for the third-straight game with 13 at Hawaii (Nov. 29), including nine in the second half to help Gamecocks pull away from a seven-point halftime lead
- Fell one point shy of her career high with 20 against CSU Bakersfield with four of her nine fourth-quarter points coming on back-to-back plays to launch a 14-2 run that put the game out of Roadrunners' reach
- Went on a personal 11-7 second-half run against #16/18 Arizona State (Nov. 27) as part of her team-high tying 18 points
- Gave UNCG (Nov. 15) trouble with her speed en route to 11 points, including 6-of-8 from the free throw line

2015-16 Game-by-Game

Opponent	Date	GS	MIN	FG-A	3FG-A	FT-A	Reb	A	TO	B	S	TP
Ohio State	11/13		8	1-5	0-1	3-4	0-0-0	1	1	0	0	5
UNCG	11/15		19	2-4	1-3	6-8	0-2-2	1	3	0	2	11
at Clemson	11/18		17	2-7	0-3	0-0	0-1-1	2	0	0	2	4
at UCLA	11/22		13	2-4	0-0	3-3	0-2-2	2	2	0	0	7
vs. Arizona State	11/27		18	7-13	0-2	4-7	0-2-2	0	2	0	2	18
vs. CSUB	11/28		26	8-12	2-5	2-2	1-3-4	6	2	0	3	20
vs. Hawaii	11/29		29	5-12	1-3	2-4	1-3-4	0	2	0	2	13
Duke	12/6		13	1-4	0-1	0-2	0-4-4	2	1	0	0	2
Winthrop	12/13		22	4-11	1-2	4-4	0-2-2	1	2	0	1	13
Hampton	12/16		17	2-6	1-3	1-1	0-1-1	1	2	0	0	6
vs. East Carolina	12/20		17	1-7	0-3	2-2	0-1-1	1	0	0	3	4
Elon	12/22		15	1-4	0-3	0-0	0-1-1	2	3	0	0	2
Arkansas	1/3		24	4-8	1-5	1-2	1-1-2	3	3	0	3	10
at Vanderbilt	1/7		12	2-6	0-3	0-0	0-1-1	2	2	0	1	4
Missouri	1/10		17	2-6	0-1	2-2	0-0-0	1	3	0	5	6
at Kentucky	1/14		15	0-7	0-1	2-2	0-0-0	1	0	0	0	2
Texas A&M	1/17		20	3-6	1-1	2-2	1-2-3	2	2	0	1	9
at Auburn	1/21		18	0-3	0-2	1-2	0-2-2	2	2	0	0	1
at Miss. State	1/24		6	0-2	0-0	0-2	0-0-0	1	1	0	0	0
Ole Miss	1/28		18	3-7	0-2	0-0	0-0-0	1	2	0	0	6
at Texas A&M	1/31		3	0-0	0-0	0-0	0-0-0	0	0	0	0	3
Kentucky	2/4		21	1-5	0-1	3-4	0-2-2	2	1	0	1	5
UConn	2/8		20	1-7	0-1	0-0	1-1-2	1	1	2	0	2
Florida	2/11		17	1-5	1-1	0-0	0-0-0	3	2	0	0	3
at Tennessee	2/15		16	0-4	0-1	2-2	0-0-0	2	4	0	2	2
Georgia	2/18						— DNP —					
at Alabama	2/22		25	2-5	1-3	0-0	2-4-6	3	2	0	2	5

Career Stats at South Carolina

Year	GP	GS	Min	Avg	FG	FGA	Pct	3FG	FGA	Pct	FT	FTA	Pct	Off	Def	Tot	Avg	PF	FO	A	TO	Blk	Stl	Pts	Avg
2014-15	37	0	536	14.5	74	200	.370	16	72	.222	45	58	.776	13	35	48	1.3	44	1	64	60	5	42	209	5.6
2015-16	26	0	446	17.2	55	160	.344	10	51	.196	40	55	.727	7	35	42	1.6	26	0	43	45	2	30	160	6.2
Career	63	0	982	15.6	129	360	.358	26	123	.211	85	113	.752	20	70	90	1.4	70	1	107	105	7	72	369	5.9

Miscellaneous

	Season	Career
20+ Points	1	2
10+ Points	6	14
5+ Assists	1	6
Tm-High Points	1	3
Tm-High Assists	2	10

Career Highs

Pts21	at Ole Miss, 2/1/15
Rebs6	at Alabama, 2/22/16
Blks2, 2x,	last vs. UConn, 2/8/16
Stls5	vs. Missouri, 1/10/16
Assts6	vs. CSU Bakersfield, 11/28/15
Min30	vs. Southern Cal, 11/15/14

2015-16 Highs

Pts20	vs. CSU Bakersfield, 11/28
Rebs6	at Alabama, 2/22
Blks2	vs. UConn, 2/8
Stls5	vs. Missouri, 1/10
Assts6	vs. CSU Bakersfield, 11/28
Min29	vs. Hawaii, 11/29

SEC Career Highs

Pts21	vs. Ole Miss, 2/1/15
Rebs6	at Alabama, 2/22/16
Blks1, 2x,	last at Kentucky, 3/1/15
Stls5	vs. Missouri, 1/10/16
Assts5, 2x,	last vs. Vanderbilt, 2/15/15
Min25	at Alabama, 2/22/16



ASIA DOZIER

6-0 • Sr. • G/F • Columbia, S.C. • Spring Valley
Major: Accounting



Career Highlights

Three-time SEC Academic Honor Roll

2015-16

- Team captain
- Has played in 21 games with 12 starts, missing five games with an injury
- Has recorded at least five assists three times
- Handed out team-high assists four times – UNCG, Duke, Hampton, Ole Miss
- Returned from injury against Alabama (Feb. 22), recording her first block of the season after getting the start
- Displayed great court vision against Ole Miss (Jan. 28) to finish with a game-high five assists
- Hit two clutch free throws at #10/10 Mississippi State (Jan. 24) after playing just 5:00 in the second half to give South Carolina a 55-51 advantage with 23 seconds to play
- Reached double figures for the first time this season against East Carolina (Dec. 20), scoring five of her 10 points in the first quarter
- Returned to starting lineup against Hampton (Dec. 16), matching a career high with two steals in the opening 10 minutes
- Connected on a game-high three 3-pointers on the way to a season-best nine points against Winthrop (Dec. 13)
- Was solid, steady force on defense against #14/13 Duke (Dec. 6)
- Started the second half at Clemson (Nov. 18) and hit back-to-back 3s as part of 19-5 run that broke open the game
- Tied career high with six assists against UNCG (Nov. 15)
- Started the second half against #6/10 Ohio State (Nov. 13), providing calming influence after Gamecocks trailed at the break

2015-16 Game-by-Game

Opponent	Date	GS	MIN	FG-A	3FG-A	FT-A	Reb	A	TO	B	S	TP
Ohio State	11/13	12	1-2	0-0	2-2	0-0-0	1	2	0	0	0	4
UNCG	11/15	26	1-4	1-4	0-0	0-2-2	6	0	0	0	0	3
at Clemson	11/18	21	3-9	2-7	0-0	0-1-1	0	1	0	0	0	8
at UCLA	11/22	3	0-1	0-1	0-0	0-0-0	0	1	0	0	0	0
vs. Arizona State	11/27	5	0-0	0-0	0-0	0-1-1	0	1	0	1	0	2
vs. CSUB	11/28	3	0-1	0-1	0-0	0-0-0	0	0	0	0	0	0
vs. Hawaii	11/29	25	0-2	0-2	3-4	0-0-0	3	1	0	1	0	3
Duke	12/6	20	0-2	0-1	0-0	0-2-2	3	1	0	0	0	0
Winthrop	12/13	18	3-4	3-4	0-0	0-2-2	3	2	0	1	0	9
Hampton	12/16	*	22	2-6	0-2	2-2	1-1-2	5	1	0	2	6
vs. East Carolina	12/20	*	19	4-5	2-2	0-0	0-1-1	0	1	0	0	10
Elon	12/22	*	22	3-5	1-3	0-0	1-0-1	3	1	0	0	7
Arkansas	1/3					— DNP —						
at Vanderbilt	1/7	*	23	1-5	1-4	0-0	0-1-1	4	2	0	0	3
Missouri	1/10	*	18	1-3	0-0	0-0	1-2-3	1	1	0	0	2
at Kentucky	1/14	*	5	0-2	0-1	0-0	0-1-1	0	1	0	0	0
Texas A&M	1/17	*	13	0-1	0-1	0-0	1-0-1	1	2	0	1	0
at Auburn	1/21	*	20	0-4	0-3	1-2	0-2-2	3	0	0	0	1
at Miss. State	1/24	*	12	0-1	0-1	2-2	0-1-1	1	1	0	0	2
Ole Miss	1/28	*	20	1-3	1-3	0-0	0-0-0	5	1	0	1	3
at Texas A&M	1/31	*	22	0-0	0-0	0-0	0-1-1	1	3	0	0	0
Kentucky	2/4					— DNP —						
UConn	2/8					— DNP —						
Florida	2/11					— DNP —						
at Tennessee	2/15					— DNP —						
Georgia	2/18					— DNP —						
at Alabama	2/22	*	16	1-2	1-2	0-0	0-0-0	1	2	1	0	3

Career Stats at South Carolina

Year	GP	GS	Min	Avg	FG	FGA	Pct	3FG	FGA	Pct	FT	FTA	Pct	Off	Def	Tot	Avg	PF	FO	A	TO	Blk	Stl	Pts	Avg
2012-13	31	0	398	12.8	28	134	.209	16	91	.176	11	24	.458	19	42	61	2.0	35	1	25	20	4	8	83	2.7
2013-14	34	32	911	26.8	72	211	.341	33	103	.320	28	44	.636	18	77	95	2.8	63	0	92	68	7	21	205	6.0
2014-15	37	30	615	16.6	55	133	.414	29	87	.333	10	13	.769	2	36	38	1.0	27	0	67	33	7	20	149	4.0
2015-16	21	12	345	16.4	22	64	.344	12	42	.286	10	12	.833	4	18	22	1.0	16	0	41	25	1	7	66	3.1
Career	123	74	2269	18.4	177	542	.327	90	323	.279	59	93	.634	43	173	216	1.8	141	1	225	146	19	56	503	4.1

Miscellaneous

	Season	Career
10+ Points	1	14
10+ Rebounds	0	1
5+ Assists	3	11
Tm-High Points	0	2
Tm-High Assists	4	17

Career Highs

Pts 16, 2x, at San Diego State, 11/23/13
 Rebs..... 10 vs. Elon, 11/9/12
 Blks 3 at Kentucky, 3/1/15
 Stls..... 2, 9x, last vs. Hampton, 12/16/15
 Assts 6, 3x, last vs. UNCG, 11/15/15
 Min..... 40 at Arkansas, 1/2/14

2015-16 Highs

Pts 10 vs. East Carolina, 12/20
 Rebs..... 3 vs. Missouri, 1/10
 Blks 1 at Alabama, 2/22
 Stls..... 2 vs. Hampton, 12/16
 Assts 6 vs. UNCG, 11/15
 Min..... 26 vs. UNCG, 11/15

SEC Career Highs

Pts 15 at Alabama, 1/8/15
 Rebs..... 6 vs. Florida, 2/23/14
 Blks 3 at Kentucky, 3/1/15
 Stls..... 2 at Alabama, 1/8/15
 Assts 6 vs. Ole Miss, 1/30/14
 Min..... 40 at Arkansas, 1/2/14



INDIA #44 FARMER

6-0 • Jr. • F • N. Myrtle Beach, S.C. • North Myrtle Beach
Major: Criminal Justice



Career Highlights

Two-time SEC Academic Honor Roll

2015-16

- Has seen time in five contests, including SEC opener against Arkansas (Jan. 3)
- Recorded a pair of blocked shots against UNCG (Nov. 15)

Career Highs

Pts 3, 2x, last vs. Alabama, 1/19/14
Rebs 3 vs. NC Central, 12/2/13
Blks 2 vs. UNCG, 11/15/15
Stls 1 at Florida, 1/19/15
Assts
Min 11 vs. NC Central, 12/2/13

2015-16 Highs

Pts
Rebs 1, 4x, last vs. Arkansas, 1/3
Blks 2 vs. UNCG, 11/15
Stls
Assts
Min 5, 2x, last vs. East Carolina, 12/20

SEC Career Highs

Pts 3, 2x, last vs. Alabama, 1/19/14
Rebs 1, 2x, last vs. Arkansas, 1/3/16
Blks
Stls 1 at Florida, 1/19/15
Assts
Min 4, 2x, last at Florida, 1/19/15

2015-16 Game-by-Game

Opponent	Date	GS	MIN	FG-A	3FG-A	FT-A	Reb	A	TO	B	S	TP
Ohio State	11/13					DNP						
UNCG	11/15		5	0-1	0-1	0-0	0-1-1	0	0	2	0	0
at Clemson	11/18					DNP						
at UCLA	11/22					DNP						
vs. Arizona State	11/27					DNP						
vs. CSUB	11/28					DNP						
vs. Hawaii	11/29					DNP						
Duke	12/6					DNP						
Winthrop	12/13		3	0-2	0-1	0-0	1-0-1	0	0	0	0	0
Hampton	12/16					DNP						
vs. East Carolina	12/20		5	0-1	0-1	0-0	0-1-1	0	0	0	0	0
Elon	12/22					DNP						
Arkansas	1/3		3	0-0	0-0	0-0	0-1-1	0	0	0	0	0
at Vanderbilt	1/7					DNP						
Missouri	1/10					DNP						
at Kentucky	1/14					DNP						
Texas A&M	1/17					DNP						
at Auburn	1/21					DNP						
at Miss. State	1/24					DNP						
Ole Miss	1/28					DNP						
at Texas A&M	1/31					DNP						
Kentucky	2/4					DNP						
UConn	2/8					DNP						
Florida	2/11					DNP						
at Tennessee	2/15					DNP						
Georgia	2/18					DNP						
at Alabama	2/22		3	0-0	0-0	0-0	0-0-0	0	0	0	0	0

Career Stats at South Carolina

Year	GP	GS	Min	Avg	FG	FGA	Pct	3FG	FGA	Pct	FT	FTA	Pct	Off	Def	Tot	Avg	PF	FO	A	TO	Blk	Stl	Pts	Avg
2013-14	18	0	48	2.7	2	7	.286	2	4	.500	0	0	—	2	4	6	0.3	4	0	0	1	1	0	6	0.3
2014-15	16	0	37	2.3	0	4	.000	0	2	.000	4	6	.667	5	3	8	0.5	1	0	0	1	0	1	4	0.3
2015-16	5	0	19	3.8	0	4	.000	0	3	.000	0	0	—	1	3	4	0.8	2	0	0	0	2	0	0	0.0
Career	39	0	104	2.7	2	15	.133	2	9	.222	4	6	.667	8	10	18	0.5	7	0	0	2	3	1	10	0.3



SARAH IMOVBIOH

6-2 • Sr. • F • Abuja, Nigeria • Virginia
Major: Criminal Justice (master's)



Career Highlights

2011 Parade All-America (HS)

2015-16

- Has played in every game, starting three
- Led the team in rebounding twice – UNCG, at Clemson
- Recorded either a point or a rebound for each of her 14 minutes at Alabama (Feb. 22)
- Needed just 11 minutes to record six points and six rebounds, including five offensive, against #16/19 Florida (Feb. 11)
- Was aggressive against #1/1 UConn (Feb. 8), scoring eight of her team-high 13 points in the second half and finishing 6-of-6 from the floor
- Grabbed seven of her nine rebounds against Ole Miss (Jan. 28) on the offensive end, including five in 10 minutes of second-half action
- Controlled the glass early at #10/10 Mississippi State (Jan. 24), collecting six first-half rebounds and seven total boards in just nine minutes of action
- Was effective in her SEC debut against Arkansas (Jan. 3) with seven rebounds and nine points in just 17 minutes
- Grabbed seven of her 12 rebounds against East Carolina (Dec. 20) in the first half
- Great offensive work against Hampton (Dec. 16), finishing with career bests in points (19), field goals (6) and free throws (7) after playing a career-high 24 minutes
- Was second on team in rebounding at Rainbow Wahine Showdown (Nov. 27-29) with 5.7 per game, including 2.3 offensive per outing
- Grabbed six of eight total rebounds against #16/18 Arizona State (Nov. 27) in the first half, including all three offensive boards to help Gamecocks stay within one possession at halftime
- Started the second half at Clemson (Nov. 18), providing great energy on the glass and adding four points to the game-changing 19-5 third-quarter surge
- Posted first double-double of Gamecock career with 14 points and team-high 11 boards against UNCG (Nov. 15)
- Had great fourth quarter against #6/10 Ohio State, scoring the six of the first eight points in the period, including to putbacks, to hold off the charging Buckeyes

Miscellaneous

	Season	Career
Double-Double	1	1
10+ Points	3	3
10+ Rebounds	3	3
Tm-High Points	1	1
Tm-High Rebs.	2	2

Career Highs

Pts	19 vs. Hampton, 12/16/15
Rebs	12 vs. East Carolina, 12/20/15
Blks	1, 3x, last at Kentucky, 1/14/16
Stls	2, 2x, last at Clemson, 11/18/15
Assts	2, 2x, last vs. Missouri, 1/10/16
Min	24 vs. Hampton, 12/16/15

SEC Career Highs

Pts	9 vs. Arkansas, 1/3/16
Rebs	9 vs. Ole Miss, 1/28/16
Blks	1, 2x, last at Kentucky, 1/14/16
Stls	1, 2x, last at Alabama, 1/21/16
Assts	2 vs. Missouri, 1/10/16
Min	18 vs. Georgia, 2/18/16

2015-16 Game-by-Game

Opponent	Date	GS	MIN	FG-A	3FG-A	FT-A	Reb	A	TO	B	S	TP
Ohio State	11/13	*	16	4-5	0-0	0-2	3-7-10	0	1	0	0	8
UNCG	11/15		21	5-7	0-0	4-6	5-6-11	0	0	0	2	14
at Clemson	11/18		19	3-4	0-0	3-8	4-2-6	0	0	0	2	9
at UCLA	11/22		8	0-0	0-0	0-0	3-1-4	0	0	0	1	0
vs. Arizona State	11/27		16	0-1	0-0	1-2	3-5-8	0	2	0	0	1
vs. CSUB	11/28		15	3-5	0-0	0-5	3-2-5	0	0	0	0	6
vs. Hawaii	11/29		13	1-2	0-0	1-1	1-3-4	0	1	0	0	3
Duke	12/6		3	0-0	0-0	0-0	0-0-0	0	1	0	0	0
Winthrop	12/13	*	22	3-3	0-0	1-1	1-3-4	1	1	1	0	7
Hampton	12/16	*	24	6-8	0-0	7-9	5-2-7	0	0	0	0	19
vs. East Carolina	12/20		18	1-5	0-0	2-3	4-8-12	2	0	0	0	4
Elon	12/22		16	1-2	0-0	0-0	2-1-3	0	1	0	1	2
Arkansas	1/3		17	4-7	0-0	1-2	4-3-7	0	3	0	0	9
at Vanderbilt	1/7		5	0-0	0-0	0-0	0-2-2	0	1	0	0	0
Missouri	1/10		17	2-2	0-0	0-0	0-2-2	2	2	1	0	4
at Kentucky	1/14		13	0-2	0-0	0-2	2-3-5	0	0	1	0	0
Texas A&M	1/17		3	0-2	0-0	0-0	1-0-1	0	1	0	0	0
at Auburn	1/21		17	1-1	0-0	0-2	1-1-2	0	0	0	1	2
at Miss. State	1/24		9	0-0	0-0	0-0	4-3-7	0	2	0	0	0
Ole Miss	1/28		17	3-5	0-0	1-3	7-2-9	0	2	0	0	7
at Texas A&M	1/31		1	0-0	0-0	0-0	1-0-1	0	0	0	0	1
Kentucky	2/4		8	1-2	0-0	0-0	1-0-1	0	0	0	0	2
UConn	2/8		21	6-6	0-0	1-1	2-6-8	0	1	0	0	13
Florida	2/11		11	3-5	0-0	0-2	5-1-6	0	0	0	0	6
at Tennessee	2/15		13	0-2	0-0	0-0	2-1-3	0	1	0	0	0
Georgia	2/18		18	1-4	0-0	0-0	2-3-5	0	2	0	0	2
at Alabama	2/22		14	4-7	0-0	0-0	1-5-6	1	0	0	1	8

Career Stats at South Carolina

Year	GP	GS	Min	Avg	FG	FGA	Pct	3FG	FGA	Pct	FT	FTA	Pct	Off	Def	Tot	Avg	PF	FO	A	TO	Blk	Stl	Pts	Avg
2015-16	27	3	375	13.9	52	87	.598	0	0	—	22	49	.449	67	72	139	5.2	44	0	6	22	3	8	126	4.7



TIFFANY MITCHELL

5-9 • Sr. • G • Charlotte, N.C. • Providence Day
Major: Retail Management



Career Highlights

Wooden Award Late Season Top 20
USBWA Ann Meyers Drysdale Award Midseason Watch List
Dawn Staley Award Midseason Watch List
Naismith Midseason Watch List
Senior CLASS Award Finalist
Preseason All-America (AP, Lindy's, Athlon, SI, ESPN)
Preseason SEC Player of the Year (Coaches, Media)
Two-time SEC Player of the Year (Coaches – 2014, 2015; AP - 2015)
Two-time All-SEC First Team (2014, 2015)
2015 All-America First Team (ESPN, AP, USBWA)
2015 Naismith and Dawn Staley Award Finalist

2015 Wooden Award All-America Team/Finalist
2015 Wade Watch List
2015 Capital One Academic All-District 4
2015 NCAA Greensboro Region All-Tournament Team
2015 FIBA 3x3 World Championship Gold (USA)
2014 WBCA All-America
2014 All-America Third Team (AP, Full Court)
2014 Wooden Award Final Ballot, Wade Trophy Watch List, Dawn Staley Award Watch List
2014 WBCA All-Region 3
2014 SEC All-Defensive Team
2013 SEC All-Freshman Team

Miscellaneous

	Season	Career
Double-Double	0	4
20+ Points	4	17
10+ Points	25	100
10+ Rebounds	0	7
5+ Assists	3	14
5+ Steals	0	8
Tm-High Points	9	46
Tm-High Rebs.	0	10
Tm-High Assists	8	37

2015-16

- Selected team captain for second-straight season
- In SEC play, ranks among league's top 10 in three categories – seventh in scoring (15.3 ppg), fourth in free throw percentage (.831) and sixth in 3-pointers made per game (1.6)
- Ranks eighth in the SEC in scoring overall, third in free throw percentage and eighth in 3-pointers made per game
- Has been team's top scorer nine times – at Clemson, at UCLA, vs. ECU, Elon, at Vandy, Mizzou, at Miss. St., Fla., Ga.
- Handed out team-high assists eight times – Ohio St., Ark., at Vandy, Mizzou, at Auburn, at Miss. St., Fla., Ga.
- Hit a pull-up jumper to end 6-0 Georgia (Feb. 18) run that cut Gamecock lead to five with 2:29 to play and capped resulting 11-6 run with 3-of-4 free throw shooting in final 32 seconds
- Put together a personal 6-0 scoring run late in the third quarter at #24/- Tennessee (Feb. 15) to reclaim lead on the way to her 23rd double-digit point performance of the season

2015-16 Game-by-Game

Opponent	Date	GS	MIN	FG-A	3FG-A	FT-A	Reb	A	TO	B	S	TP
Ohio State	11/13	*	32	6-12	2-4	1-2	1-2-3	3	8	1	4	15
UNCG	11/15	*	23	3-11	2-7	2-2	0-2-2	5	1	0	2	10
at Clemson	11/18	*	25	6-12	4-7	2-4	3-2-5	0	1	0	4	18
at UCLA	11/22	*	34	5-12	1-5	6-6	2-3-5	2	6	0	1	17
vs. Arizona State	11/27	*	36	2-7	0-3	2-2	0-1-1	1	2	0	2	6
vs. CSUB	11/28	*	32	3-9	0-2	7-8	0-1-1	1	1	0	0	13
vs. Hawaii	11/29	*	29	5-10	2-5	2-2	1-1-2	2	3	0	0	14
Duke	12/6	*	35	3-13	1-5	5-6	2-2-4	2	3	1	0	12
Winthrop	12/13	*	22	4-8	3-6	1-2	1-4-5	3	4	0	1	12
Hampton	12/16	*	29	4-11	3-6	6-8	4-2-6	2	0	0	1	17
vs. East Carolina	12/20	*	24	5-9	1-3	7-8	0-1-1	3	1	0	2	18
Elon	12/22	*	34	7-15	3-6	1-1	2-2-4	2	1	1	1	18
Arkansas	1/3	*	26	4-9	2-5	2-3	0-3-3	4	3	0	2	12
at Vanderbilt	1/7	*	34	8-15	3-6	3-6	1-1-2	5	2	0	2	22
Missouri	1/10	*	31	5-12	1-5	8-9	0-2-2	2	2	0	3	19
at Kentucky	1/14	*	31	5-13	1-5	5-5	1-1-2	2	2	0	1	16
Texas A&M	1/17	*	40	4-13	1-5	2-5	2-2-4	2	3	0	4	11
at Auburn	1/21	*	24	4-10	1-3	4-4	1-0-1	5	1	0	3	13
at Miss. State	1/24	*	37	6-15	1-7	8-9	0-2-2	2	7	0	0	21
Ole Miss	1/28	*	26	6-11	3-6	0-0	1-3-4	4	2	1	1	15
at Texas A&M	1/31	*	38	7-17	1-6	5-5	3-1-4	2	3	0	3	20
Kentucky	2/4	*	10	1-2	0-0	0-0	0-0-0	0	3	0	1	2
UConn	2/8	*	39	4-12	2-5	2-2	0-5-5	0	2	1	2	12
Florida	2/11	*	35	6-15	3-6	7-7	0-3-3	4	3	0	1	22
at Tennessee	2/15	*	34	4-12	1-5	3-4	1-1-2	2	2	0	0	12
Georgia	2/18	*	38	5-12	2-6	7-8	0-4-4	4	2	1	3	19
at Alabama	2/22	*	28	4-12	2-5	0-0	0-1-1	1	1	0	1	10

Career Highs

Pts 25 vs. Georgia, 2/27/14
Rebs 11, 5x, last at Arkansas, 1/2/14
Blks 3 at Arkansas, 2/19/15
Stls 7 vs. NC Central, 12/2/14
Assts 9 at San Diego State, 11/23/13
Min.... 40, 3x, last vs. Texas A&M, 1/17/16

2015-16 Highs

Pts 22, 2x, last vs. Florida, 2/11
Rebs 6 vs. Hampton, 12/16
Blks 1, 6x, last vs. Georgia, 2/18
Stls 4, 3x, last vs. Texas A&M, 1/17
Assts 5, 3x, last at Auburn, 1/21
Min..... 40 vs. Texas A&M, 1/17

SEC Career Highs

Pts 25 vs. Georgia, 2/27/14
Rebs 11, 2x, last at Arkansas, 1/2/14
Blks 3 at Arkansas, 2/19/15
Stls 6 at Auburn, 1/12/14
Assts 8, 2x, last vs. Ole Miss, 1/30/14
Min..... 40 vs. Texas A&M, 1/17/16

- Led team in points and assist vs. #16/19 Florida (Feb. 11), knocking down three timely 3s and all seven of her free throws
- Scored 18 of her 20 points in the second half at #10/10 Texas A&M (Jan. 31), including seven during South Carolina's 13-2 fourth-quarter run that grabbed control of the game
- Willed Gamecocks to victory at #10/10 Mississippi State (Jan. 24), scoring seven straight points to stretch one-point lead to six with 2:34 to go, adding clutch free throws in final :10 for second 20-point game
- Tallied nine second-half points at #9/9 Kentucky (Jan. 14), converting a key three-point play late in the third quarter to give South Carolina its first lead of the game
- Scored eight points of 10-2 third-quarter run after #20/- Missouri (Jan. 10) opened the period on a 12-4 surge en route to game-high 19 points
- Powered team to win at Vanderbilt (Jan. 7) with seven of her season-high 22 points during 10-3 third-quarter run that put team ahead for good, adding seven of fourth quarter's first eight points
- Had most efficient scoring game of the season vs. East Carolina (Dec. 20), hitting 5-of-9 field goals and 7-of-8 free throws on her way to a game-high 18 points
- Netted four of her 17 points at UCLA (Nov. 22) during 10-4 run over final 4:05 to deliver the win

Career Stats at South Carolina

Year	GP	GS	Min	Avg	FG	FGA	Pct	3FG	FGA	Pct	FT	FIA	Pct	Off	Def	Tot	Avg	PF	FO	A	TO	Blk	Stl	Pts	Avg
2012-13	33	30	927	28.1	107	282	.379	22	60	.367	68	111	.613	60	109	169	5.1	64	1	43	82	4	44	304	9.2
2013-14	34	34	1066	31.4	165	335	.493	40	74	.541	157	198	.793	41	149	190	5.6	63	0	118	97	8	62	527	15.5
2014-15	37	37	1106	29.9	189	378	.500	57	137	.416	98	117	.838	28	87	115	3.1	64	1	106	82	11	65	533	14.4
2015-16	27	27	826	30.6	126	309	.408	46	134	.343	98	118	.831	26	52	78	2.9	49	0	65	69	6	45	396	14.7
Career	131	128	3925	30.0	587	1304	.450	165	405	.407	421	544	.774	155	397	552	4.2	240	2	332	330	29	216	1760	13.4



TINA ROY

5-11 • Sr. • G • Kaplan, La. • Kaplan
Major: Retail Management



Career Highlights

Two-time SEC Academic Honor Roll

2015-16

- Selected team captain
- Has played in every game, starting 12
- In league play, leads the SEC in 3-point percentage (.379) and is second in 3-pointers per game (2.4); overall, ranks fourth in 3s made per game (1.9)
- Has led the team in scoring twice – at UCLA, vs. Arkansas
- Dished out a team-high assists 11 times – UNCG, at UCLA, vs. Arizona St., Mizzou, at Ky., at Miss. St., Ky., UConn, Fla., at Tenn., at Ala.
- Fueled 12-2 fourth-quarter run at #24/- Tennessee (Feb. 15) with two 3-pointers, the last of which gave Gamecocks their first double-digit lead of the contest
- Hit a pair of first-half 3s against #16/19 Florida (Feb. 11) to help establish 12-point halftime lead
- Started against #18/18 Kentucky (Feb. 4) contributing on both ends with two steals, a team-high four assists and five timely points, including a free-throw-line jumper after the Wildcats got within three points in fourth quarter
- Well-rounded effort against Ole Miss (Jan. 28) matching career high with three steals to go with three 3s and four assists
- Opened and closed 11-4 run at end of second quarter at #10/10 Mississippi State (Jan. 24) with 3-pointers and added a third to cap a 7-0 run that ended a 35-35 tie midway through the fourth quarter
- Helped spark an 18-0 run in the second quarter at Auburn (Jan. 21) with a pair of 3-pointers in a 2:00 span, the second of which gave team a lead it never relinquished
- Knocked down two of her four 3-pointers in a span of 97 seconds late in the third quarter at #9/9 Kentucky (Jan. 14) to help the Gamecocks stay within three of the lead
- Hit three of her four 3-pointers at Vanderbilt (Jan. 7) in the second half, including one at the end of the third quarter to

put Gamecocks in front going into the fourth and another late in the fourth after Commodores pulled within three

2015-16 Game-by-Game

Opponent	Date	GS	MIN	FG-A	3FG-A	FTA	Reb	A	TO	B	S	TP
Ohio State	11/13	*	23	1-6	1-6	0-0	0-1-1	1	1	0	0	3
UNCG	11/15	*	19	3-8	3-8	0-0	0-0-0	6	0	0	0	9
at Clemson	11/18	*	22	1-6	1-6	0-0	0-1-1	1	0	0	1	3
at UCLA	11/22	*	37	6-14	5-11	0-0	0-3-3	4	2	0	0	17
vs. Arizona State	11/27	*	22	1-7	1-3	0-0	0-2-2	3	2	1	0	3
vs. CSUB	11/28	*	21	1-4	1-4	0-0	1-4-5	3	0	0	0	3
vs. Hawaii	11/29	*	9	0-1	0-1	0-0	0-0-0	2	0	0	1	0
Duke	12/6	*	16	1-3	1-2	0-0	0-1-1	2	1	0	1	3
Winthrop	12/13	*	11	1-6	1-6	0-0	0-0-0	3	0	0	0	3
Hampton	12/16		24	0-3	0-2	0-0	0-3-3	3	1	0	0	0
vs. East Carolina	12/20		12	1-5	1-4	0-0	1-2-3	0	2	0	0	3
Elon	12/22		11	3-3	3-3	0-0	0-0-0	1	0	0	0	9
Arkansas	1/3	*	29	7-13	7-12	0-0	0-1-1	3	0	0	1	21
at Vanderbilt	1/7		20	4-8	4-6	1-2	0-1-1	1	2	0	1	13
Missouri	1/10		16	1-5	1-5	0-3	0-2-2	2	2	0	0	3
at Kentucky	1/14		35	4-11	4-9	0-0	1-2-3	4	2	0	1	12
Texas A&M	1/17		13	0-3	0-3	0-0	0-2-2	1	0	0	0	0
at Auburn	1/21		20	4-7	4-7	0-0	0-0-0	2	0	0	0	12
at Miss. State	1/24		27	4-6	3-4	0-0	0-1-1	2	3	0	0	11
Ole Miss	1/28		20	3-9	3-9	0-0	0-0-0	4	1	0	3	9
at Texas A&M	1/31		18	0-3	0-3	1-2	0-1-1	1	2	0	1	1
Kentucky	2/4	*	33	2-11	1-8	2-2	0-1-1	4	0	0	2	7
UConn	2/8	*	19	0-3	0-2	0-0	1-1-2	2	2	0	0	0
Florida	2/11		26	2-8	2-8	0-0	0-2-2	4	1	0	1	6
at Tennessee	2/15		26	3-7	2-4	0-0	2-1-3	3	1	0	0	8
Georgia	2/18		22	1-7	1-5	0-0	2-1-3	1	1	0	1	3
at Alabama	2/22		17	1-4	1-4	0-0	0-1-1	3	2	0	0	3

Miscellaneous

	Season	Career
10+ Points	6	18
5+ Assists	0	5
Tm-High Points	2	4
Tm-High Assists	11	21

Career Highs

Pts21 vs. Arkansas, 1/3/16
Rebs 8 at Mississippi State, 2/6/14
Blks 2 at Mississippi State, 2/6/14
Stls3, 2x, last vs. Ole Miss, 1/28/16
Assts 10 vs. Savannah State, 12/14/14
Min 37 at UCLA, 11/22/15

2015-16 Highs

Pts 21 vs. Arkansas, 1/3
Rebs 5 vs. CSU Bakersfield, 11/28
Blks 1 vs. Arizona State, 11/27
Stls3 vs. Ole Miss, 1/28
Assts6 vs. UNCG, 11/15
Min 37 at UCLA, 11/22

SEC Career Highs

Pts21 vs. Arkansas, 1/3/16
Rebs 8 at Mississippi State, 2/6/14
Blks 2 at Mississippi State, 2/6/14
Stls 3 vs. Ole Miss, 1/28/16
Assts4, 7x, last vs. Florida, 2/11/16
Min 35 at Kentucky, 1/14/16

- Buried back-to-back 3s as part of 20-2 run to open the second quarter against Arkansas (Jan. 3), finishing with career-best seven 3-pointers to tie the South Carolina record against an SEC opponent
- Went 3-of-3 from the behind the arc against Elon (Dec. 22), netting at least three 3s for the third time this season
- Matched her career high with five 3s at UCLA (Nov. 22), including one to open the fourth quarter to launch the Gamecocks' 23-17 final period to overcome three-point deficit
- Hit a clutch 3 in the third quarter against #6/10 Ohio State (Nov. 13), tying the game as part of an 8-2 run to close the period

Career Stats at South Carolina

Year	GP	GS	Min	Avg	FG	FGA	Pct	3FG	FGA	Pct	FT	FTA	Pct	Off	Def	Tot	Avg	PF	FO	A	TO	Blk	Stl	Pts	Avg	
2011-12	34	0	383	11.3	53	181	.293	32	127	.252	10	22	.455	20	29	49	1.4	20	0	10	15	1	9	148	4.4	
2012-13	— Did Not Play —																									
2013-14	34	1	553	16.3	44	146	.301	20	86	.233	14	23	.609	13	56	69	2.0	19	0	48	23	9	6	122	3.6	
2014-15	36	0	568	15.8	59	152	.388	46	119	.387	2	5	.400	8	59	67	1.9	19	0	78	34	5	7	166	4.6	
2015-16	27	12	568	21.0	55	171	.322	51	145	.352	4	9	.444	8	34	42	1.6	10	0	66	28	1	14	165	6.1	
Career	131	13	2072	15.8	211	650	.325	149	477	.312	30	59	.508	49	178	227	1.7	68	0	202	100	16	36	601	4.6	



KHADIJAH SESSIONS

5-8 • Sr. • G • Myrtle Beach, S.C. • Myrtle Beach
Major: Hotel, Restaurant, Tourism Management



Career Highlights

2016 SEC Community Service Team (women's basketball) | 2012 Parade All-America (HS)
Three-time SEC Academic Honor Roll | 2012 SCBA Class 4A Player of the Year

2015-16

- Selected team captain
- Has started every game
- Ranks fifth in SEC in steals in league play (2.0) and overall (2.0)
- Has led the team in assists 10 times – Ohio State, at Clemson, at Hawaii, Winthrop, Elon, Arkansas, Ole Miss, UConn, Florida, at Alabama – and handed out five or more assists three times this season
- Was aggressive on the boards at Alabama (Feb. 22), collecting a career-best 11 rebound, including six in the first quarter
- Set the defensive tone against Georgia (Feb. 18), totaling career-best six steals, the last of which set up a layup with 1:22 left as key part of final 11-6 run that sealed the win
- Scored four of her season-high 13 points at #24/- Tennessee (Feb. 15) from the free throw line in the final 39 seconds to hold off a late rally by the Lady Vols
- Knocked down a 70-foot, third-quarter buzzer beater to give the Gamecocks momentum and a 57-53 lead over #18/18 Kentucky (Feb. 4) heading into the final period
- Finished in double figures at #10/10 Texas A&M (Jan. 31), capping off South Carolina's 10-0 fourth-quarter run with a layup in transition for a 60-54 lead midway through the period and hit a pair of free throws in the final 1:00 to help seal the win
- Continued her clutch shooting with a pair of midrange jumpers in the final 2:34 at #10/10 Mississippi State (Jan. 24), including one with 30 seconds to go in a two-point game
- Bounced back from early thigh contusion against #15/11 Texas A&M (Jan. 17) to swipe two of her four steals in the final 5:12 then sink the game-winning free throw with less than a second to play
- Scored five of her eight points against #9/9 Kentucky (Jan. 14) in the fourth quarter, scoring four points of a 6-0 run that brought Gamecocks within one late in the third quarter then knocking down a fourth-quarter 3-pointer as part of the 15-2 run that won the game

2015-16 Game-by-Game

Opponent	Date	GS	MIN	FG-A	3FG-A	FT-A	Reb	A	TO	B	S	TP
Ohio State	11/13	*	36	3-8	0-0	6-8	0-3-3	3	3	0	4	12
UNCG	11/15	*	18	1-2	0-0	0-0	0-1-1	4	0	0	2	2
at Clemson	11/18	*	19	0-1	0-1	0-0	0-2-2	5	1	0	1	0
at UCLA	11/22	*	23	0-1	0-1	0-0	1-4-5	1	4	0	0	0
vs. Arizona State	11/27	*	30	2-7	0-2	2-2	3-0-3	0	1	0	2	6
vs. CSUB	11/28	*	26	3-4	0-0	2-3	1-0-1	1	0	0	2	8
vs. Hawaii	11/29	*	21	4-5	1-2	2-2	1-3-4	4	1	0	4	11
Duke	12/6	*	37	2-4	0-1	1-6	2-3-5	1	1	0	4	5
Winthrop	12/13	*	15	2-3	0-1	0-0	0-1-1	6	1	0	1	4
Hampton	12/16	*	17	2-3	1-1	0-0	0-4-4	2	3	0	0	5
vs. East Carolina	12/20	*	22	1-5	0-2	3-4	0-2-2	3	2	0	1	5
Elon	12/22	*	24	2-4	1-2	1-2	1-1-2	4	1	0	2	6
Arkansas	1/3	*	25	3-4	1-1	0-0	1-2-3	4	1	1	3	7
at Vanderbilt	1/7	*	30	3-5	2-3	2-3	3-1-4	0	0	0	3	10
Missouri	1/10	*	23	2-6	1-2	4-4	0-0-0	1	0	0	1	9
at Kentucky	1/14	*	29	3-5	1-1	1-3	1-0-1	3	2	0	0	8
Texas A&M	1/17	*	34	3-5	0-2	2-4	0-2-2	2	2	0	4	8
at Auburn	1/21	*	26	1-1	1-1	2-2	0-3-3	1	3	0	3	5
at Miss. State	1/24	*	29	4-6	0-1	2-2	0-4-4	1	2	0	1	10
Ole Miss	1/28	*	25	1-4	0-2	2-4	1-1-2	5	0	0	1	4
at Texas A&M	1/31	*	39	3-8	1-2	3-5	0-2-2	3	2	1	3	10
Kentucky	2/4	*	30	3-5	1-3	2-4	0-4-4	1	3	0	2	9
UConn	2/8	*	23	1-6	0-0	2-3	0-1-1	2	0	0	1	4
Florida	2/11	*	23	1-2	1-2	3-4	0-0-0	4	2	0	0	6
at Tennessee	2/15	*	27	2-4	1-2	8-11	0-2-2	0	0	0	1	13
Georgia	2/18	*	37	3-8	2-4	5-10	0-1-1	2	2	0	6	13
at Alabama	2/22	*	30	1-6	1-3	1-4	3-8-11	3	2	0	0	4

Career Stats at South Carolina

Year	GP	GS	Min	Avg	FG	FGA	Pct	3FG	FGA	Pct	FT	FTA	Pct	Off	Def	Tot	Avg	PF	FO	A	TO	Blk	Stl	Pts	Avg
2012-13	33	3	570	17.3	53	151	.351	13	54	.241	72	109	.661	22	24	46	1.4	43	0	36	49	3	21	191	5.8
2013-14	29	26	761	26.2	58	159	.365	18	59	.305	74	109	.679	9	38	47	1.6	60	0	77	45	1	28	208	7.2
2014-15	37	36	814	22.0	59	147	.401	20	64	.313	27	51	.529	26	63	89	2.4	63	0	105	49	4	68	165	4.5
2015-16	27	27	718	26.6	56	122	.459	16	42	.381	56	90	.622	18	55	73	2.7	63	1	66	39	2	52	184	6.8
Career	126	92	2863	22.7	226	579	.390	67	219	.306	229	353	.649	75	180	255	2.0	229	1	284	182	10	169	748	5.9

Miscellaneous

	Season	Career
10+ Points	7	27
5+ Assists	3	13
Tm-High Points	0	3
Tm-High Assists	10	32

Career Highs

Pts	19 vs. Auburn, 2/3/13
Rebs	11 at Alabama, 2/22/16
Blks	1, 10x, last at Texas A&M, 1/31/16
Stls	6 vs. Georgia, 2/18/16
Assts	8 vs. NC Central, 12/1/14
Min	39 at Texas A&M, 1/31/16

2015-16 Highs

Pts	13, 2x, last vs. Georgia, 2/18
Rebs	11 at Alabama, 2/22
Blks	1, 2x, last at Texas A&M, 1/31
Stls	6 vs. Georgia, 2/18
Assts	6 vs. Winthrop, 12/13
Min	39 at Texas A&M, 1/31

SEC Career Highs

Pts	19 vs. Auburn, 2/3/13
Rebs	11 at Alabama, 2/22/16
Blks	1, 4x, last at Texas A&M, 1/31/16
Stls	6 vs. Georgia, 2/18/16
Assts	7 at Arkansas, 2/19/15
Min	39 at Texas A&M, 1/31/16

- Great ball pressure against #20/- Missouri (Jan. 10) helped harass Tigers into 20 turnovers
- Hit a pair of clutch fourth-quarter 3-pointers at Vanderbilt (Jan. 7), the first coming in a one-point game with 4:00 to play and the second after 'Dores drew within three inside 2:00 remaining
- Was critical to 20-2 run that opened second quarter against Arkansas (Jan. 3), making two key defensive plays and handing out assists on two of the three 3-pointers that launched the surge
- Served as a catalyst for the South Carolina offense against Winthrop (Dec. 13), dishing out six assists
- Matched career highs in steals (4) and minutes played (37) against #14/13 Duke (Dec. 6), picking up last two steals in final 5:03 to spark 15-5 run that turned one-point deficit into victory
- At Rainbow Wahine Showdown, averaged 8.3 points on 56.3 percent shooting (9-of-16) to go with eight steals
- Scored all 11 points at Hawaii (Nov. 29) in the second half, including nine during a 17-6 run to close the third quarter after UH had closed within five
- Grabbed three offensive rebounds against #16/18 Arizona State (Nov. 27)
- Swiped four steals against #6/10 Ohio State (Nov. 13) and applied pressure to the Buckeyes' defense early with strong drives to the basket



JATARIE WHITE

6-4 • So. • F • Charlotte, N.C. • Providence Day
Major: Public Relations/Advertising



Career Highlights

2014 McDonald's All-America
2014 WBCA All-America

Charlotte Observer Player of the Year (2013, 2014)
North Carolina Miss Basketball (2013, 2014)

2015-16

- Has seen time in 25 games, missing the last two due to illness
- Led the team in rebounding once – at Clemson
- Capped South Carolina's 16-0 second-quarter run against #16/19 Florida (Feb. 11) with a layup and scored six points over the final 3:46 of the half to help establish a 12-point halftime lead
- Played eight tough minutes at #10/10 Mississippi State (Jan. 24), recording a fourth-quarter steal
- Showed better poise inside at Auburn (Jan. 21) for nine points in SEC career-high tying 21 minutes
- Reached double figures for the second time this season against #20/- Missouri (Jan. 10), pouring in an SEC career-high 11 points
- Great offensive game against East Carolina (Dec. 20) with career-high 14 points on 5-of-8 shooting
- Scored all of her eight points against Hampton (Dec. 16) in the second half, shooting 3-of-5 from the field and grabbing five her seven rebounds in the final 20 minutes as well
- Notched career highs in rebounds (9) and blocks (4) in 18 minutes of action against Winthrop (Dec. 13)
- Played 19 minutes against #14/13 Duke (Dec. 6), finishing with five rebounds
- Grabbed five rebounds in just 11 minutes of action against CSU Bakersfield (Nov. 27)
- Started the second half at Clemson (Nov. 18) and was key part of 19-5 third-quarter run that broke open the game ... tied for team-high honors with six rebounds
- Great contributions against #6/10 Ohio State (Nov. 13), beyond the four points, three rebounds and two assists in the box score

Miscellaneous

	Season	Career
10+ Points	2	4
10+ Rebounds	0	0
Tm-High Points	0	0
Tm-High Rebs.	1	1

Career Highs

Pts 14 vs. East Carolina, 12/20/15
 Rebs..... 9 vs. Winthrop, 12/13/15
 Blks 4 vs. Winthrop, 12/13/15
 Stls..... 2 vs. Syracuse, 3/22/15
 Assts 2, 4x, last at Clemson, 11/18/15
 Min..... 22 vs. San Diego St., 11/23/14

2015-16 Highs

Pts 14 vs. East Carolina, 12/20
 Rebs..... 9 vs. Winthrop, 12/13
 Blks 4 vs. Winthrop, 12/13
 Stls..... 1, 6x, last vs. Florida, 2/11
 Assts 2, 2x, last at Clemson, 11/18
 Min..... 21, 2x, last at Auburn, 1/21

SEC Career Highs

Pts 11 v. Missouri, 1/10/16
 Rebs..... 7 at Georgia, 2/5/15
 Blks 2 at Georgia, 2/5/15
 Stls..... 1, 5x, last vs. Florida, 2/11/16
 Assts 2 vs. LSU, 2/12/15
 Min..... 21, 2x, last at Auburn, 1/21/16

2015-16 Game-by-Game

Opponent	Date	GS	MIN	FG-A	3FG-A	FT-A	Reb	A	TO	B	S	TP
Ohio State	11/13	15	1-3	0-0	2-3	1-2-3	2	0	0	0	0	4
UNCG	11/15	13	2-4	0-0	1-2	0-3-3	1	0	1	0	0	5
at Clemson	11/18	18	1-4	0-0	1-2	4-2-6	2	0	1	0	0	3
at UCLA	11/22	12	0-2	0-0	2-2	0-2-2	0	0	0	0	0	2
vs. Arizona State	11/27	12	0-2	0-0	0-0	1-1-2	0	1	0	0	0	0
vs. CSUB	11/28	11	1-2	0-0	0-2	1-4-5	1	0	1	0	0	2
vs. Hawaii	11/29	14	0-2	0-0	0-0	0-2-2	1	1	0	0	0	0
Duke	12/6	19	0-3	0-0	0-0	1-4-5	1	2	0	1	0	0
Winthrop	12/13	18	2-2	0-0	0-0	1-8-9	1	0	4	1	0	4
Hampton	12/16	21	3-8	0-0	2-2	2-5-7	0	4	1	0	0	8
vs. East Carolina	12/20	19	5-8	0-1	4-6	1-3-4	0	0	0	0	0	14
Elon	12/22	14	1-7	0-0	0-0	0-2-2	0	0	0	0	0	2
Arkansas	1/3	18	0-5	0-0	1-2	2-3-5	1	1	0	0	1	1
at Vanderbilt	1/7	18	0-0	0-0	2-4	0-2-2	0	0	0	0	0	2
Missouri	1/10	18	3-5	0-1	5-6	3-1-4	0	1	0	1	11	11
at Kentucky	1/14	7	0-1	0-0	0-0	2-3-5	0	2	1	0	0	0
Texas A&M	1/17	5	0-0	0-0	0-0	0-0-0	0	1	1	0	0	0
at Auburn	1/21	21	4-7	0-1	1-2	1-1-2	0	0	0	0	0	9
at Miss. State	1/24	8	0-0	0-0	0-0	0-0-0	0	1	0	1	0	0
Ole Miss	1/28	13	1-3	0-0	1-2	1-1-2	0	0	0	1	3	3
at Texas A&M	1/31	2	0-0	0-0	0-0	0-0-0	0	0	0	0	0	0
Kentucky	2/4	12	0-0	0-0	1-2	1-2-3	1	1	0	0	1	1
UConn	2/8	9	1-2	0-0	2-2	0-1-1	1	1	0	0	0	4
Florida	2/11	10	2-3	0-0	2-4	1-4-5	0	2	1	1	6	6
at Tennessee	2/15	3	0-0	0-0	0-0	0-1-1	1	0	0	0	0	0
Georgia	2/18					— DNP —						
at Alabama	2/22					— DNP —						

Career Stats at South Carolina

Year	GP	GS	Min	Avg	FG	FGA	Pct	3FG	FGA	Pct	FT	FTA	Pct	Off	Def	Tot	Avg	PF	FO	A	TO	Blk	Stl	Pts	Avg
2014-15	20	0	184	9.2	20	49	.408	0	0	—	9	14	.643	16	28	44	2.2	20	0	7	14	5	7	49	2.5
2015-16	25	0	330	13.2	27	73	.370	0	3	.000	27	43	.628	23	57	80	3.2	47	0	13	18	11	6	81	3.2
Career	45	0	514	11.4	47	122	.385	0	3	.000	36	57	.632	39	85	124	2.8	67	0	20	32	16	13	130	2.9



A'JA WILSON

6-5 • So. • F • Hopkins, S.C. • Heathwood Hall
Major: Broadcasting



Career Highlights

- | | |
|---|---|
| Wooden Award Late Season Top 20 (2015-16) | 2015 WBCA All-Region 3 |
| USBWA Ann Meyers Drysdale Award Midseason Watch List | 2015 SEC Freshman of the Year (Coaches, AP) |
| Naismith Early Season Watch List (2015-16) | 2015 All-SEC First Team (Coaches, AP) |
| 2015 USA Basketball Female Athlete of the Year | 2015 SEC All-Freshman Team |
| 2015 Rainbow Wahine Showdown Tournament MVP | USBWA National Freshman of the Week (Dec. 1-7) |
| Four-time SEC Player of the Week | Five-time SEC Freshman of the Week |
| Preseason All-America Second Team (Lindy's, SI, ESPN) | 2014 National High School Player of the Year (WBCA, Naismith, Parade) |
| Preseason All-America Honorable Mention (AP) | 2014 McDonald's and Parade (HS) All-America |
| Preseason All-SEC First Team (Media, Coaches) | Three-time SCISA Player of the Year |
| 2015 All-America (Third Team, AP; Hon. Men, WBCA) | |

Miscellaneous

	Season	Career
Double-Double	11	16
20+ Points	7	12
10+ Points	22	51
10+ Rebounds	12	17
5+ Blocks	5	6
Tm-High Points	13	28
Tm-High Rebs.	11	20

2015-16

- Ranks 36th in the nation in double-doubles and is 13th with an SEC-leading 3.2 blocked shots per game
- Among SEC's top five in field goal percentage (2nd), scoring (2nd) and rebounding (4th)
- Team's top scorer 12 times – Ohio St., UNCG, vs. Arizona St., vs. CSUB, at Hawaii, Duke, at Ky., Texas A&M, Ole Miss, at Texas A&M, UConn, at Tenn.
- Team's top rebounder 13 times – Ohio St., vs. Arizona St., vs. CSUB, at Hawaii, Duke, Elon, Ark., at Ky., at Miss. St., at Texas A&M, Georgia, at Alabama
- Provided the team's most consistent offense at #24/- Tennessee (Feb. 15), tallying 11 of the team's 24 first-half points and added six of the second half's first eight points to keep Lady Vols within reach
- Played just 23 minutes against #1/1 UConn (Feb. 8) due to injury, but still tied for team-high honors with 13 points, including 4-of-4 shooting in the first half
- Carried offense early at #10/10 Texas A&M (Jan. 31), scoring 17 of team's 25 first-half points and all eight of its second-quarter points, adding a putback and key defensive boards late in the game
- Overcame tough shooting night at #10/10 Mississippi State (Jan. 24) to record two of her four blocks and two of her 11 rebounds in the final 2:08, including one of each in the final 13 seconds
- Delivered second-straight 26-point, eight-block game adding eight rebounds against #15/11 Texas A&M (Jan. 17), scoring team's first six points of second half to reclaim lead and adding five during 1:12 span of fourth quarter

Career Highs

Pts	28 vs. Duke, 12/6/15
Rebs	19 at Kentucky, 3/1/15
Blks	8, 2x, last vs. Texas A&M, 1/17/16
Stls	3, 4x, last vs. C. Michigan, 12/20/14
Assts	4 vs. CSU Bakersfield, 11/28/15
Min	39 at Texas A&M, 1/31/16

2015-16 Highs

Pts	28 vs. Duke, 12/6
Rebs	14 vs. Ohio State, 11/13
Blks	8, 2x, last vs. Texas A&M, 1/17
Stls	2, 4x, last vs. Florida, 2/11
Assts	4 vs. CSU Bakersfield, 11/28
Min	39 at Texas A&M, 1/31

2015-16 Game-by-Game

Opponent	Date	GS	MIN	FG-A	3FG-A	FT-A	Reb	A	TO	B	S	TP
Ohio State	11/13	*	21	8-18	0-0	4-4	5-9-14	0	0	2	0	20
UNCG	11/15	*	17	9-14	0-0	1-2	6-4-10	1	2	6	2	19
at Clemson	11/18	*	21	3-10	0-0	1-4	1-4-5	0	0	3	0	7
at UCLA	11/22	*	30	4-9	0-0	3-5	2-8-10	3	2	4	1	11
vs. Arizona State	11/27	*	28	8-11	0-0	2-2	2-9-11	1	6	1	2	18
vs. CSUB	11/28	*	31	10-14	0-0	6-9	2-6-8	4	0	4	0	26
vs. Hawaii	11/29	*	27	8-15	0-0	2-2	2-3-5	0	1	2	0	18
Duke	12/6	*	32	10-19	0-0	8-10	6-5-11	2	3	3	1	28
Winthrop						— DNP —						
Hampton						— DNP —						
vs. East Carolina	12/20	*	22	7-10	0-0	1-1	3-7-10	0	2	2	1	15
Elon	12/22	*	25	5-12	0-0	2-5	2-6-8	2	1	3	1	12
Arkansas	1/3	*	25	7-12	0-0	0-1	4-6-10	1	2	0	0	14
at Vanderbilt	1/7	*	24	1-3	0-0	2-4	0-6-6	2	1	0	0	4
Missouri	1/10	*	27	3-10	0-0	5-6	2-9-11	1	0	6	2	11
at Kentucky	1/14	*	32	11-16	0-0	4-9	6-7-13	2	2	8	1	26
Texas A&M	1/17	*	38	11-19	0-0	4-6	2-6-8	1	4	8	0	26
at Auburn	1/21	*	17	4-7	0-0	3-4	2-4-6	2	1	0	0	11
at Miss. State	1/24	*	26	3-11	0-0	0-2	2-9-11	1	2	4	0	6
Ole Miss	1/28	*	26	6-12	0-0	5-5	4-5-9	2	1	1	1	17
at Texas A&M	1/31	*	39	9-17	0-0	9-10	4-6-10	1	5	4	1	27
Kentucky	2/4	*	28	5-7	0-0	8-10	2-5-7	3	4	2	0	18
UConn	2/8	*	23	5-8	0-0	3-4	1-5-6	0	2	2	1	13
Florida	2/11	*	24	3-6	0-0	7-8	3-6-9	1	2	4	2	13
at Tennessee	2/15	*	38	8-15	0-0	9-11	1-5-6	1	3	5	1	25
Georgia	2/18	*	30	7-13	0-0	2-5	3-6-9	2	3	2	0	16
at Alabama	2/22	*	31	6-15	0-0	4-6	7-3-10	2	5	3	1	16

SEC Career Highs

Pts	27 at Texas A&M, 1/31/16
Rebs	19 at Kentucky, 3/1/15
Blks	8, 2x, last vs. Texas A&M, 1/17/16
Stls	2, 3x, last vs. Florida, 2/11/16
Assts	3, 3x, last vs. Kentucky, 2/4/16
Min	39 at Texas A&M, 1/31/16

Career Stats at South Carolina

Year	GP	GS	Min	Avg	FG	FGA	Pct	3FG	FGA	Pct	FT	FTA	Pct	Off	Def	Tot	Avg	PF	FO	A	TO	Blk	Stl	Pts	Avg
2014-15	37	1	734	19.8	177	329	.538	1	3	.333	131	198	.662	78	165	243	6.6	72	1	37	62	65	32	486	13.1
2015-16	25	25	682	27.3	161	303	.531	0	0	—	95	135	.704	74	149	223	8.9	63	1	35	54	79	18	417	16.7
Career	62	26	1416	22.8	338	632	.535	1	3	.333	226	333	.679	152	314	466	7.5	135	2	72	116	144	50	903	14.6



Official Basketball Box Score - Game Totals - Final Statistics
#6/10 Ohio State vs South Carolina
11/13/15 7 p.m. at Columbia, S.C./Colonial Life Arena



#6/10 Ohio State 80 • 0-1

Table with columns: # Player, FG-FGA, 3-Ptr, FT-FTA, Rebounds, PF, TP, A TO Blk Stl, Min. Lists stats for 15 players and team totals.

Summary statistics table with columns: 1st, 2nd, 3rd, 4th, Game, Deadball Rebounds. Includes FG%, 3FG%, FT%, and other metrics.

South Carolina 88 • 1-0

Table with columns: # Player, FG-FGA, 3-Ptr, FT-FTA, Rebounds, PF, TP, A TO Blk Stl, Min. Lists stats for 15 players and team totals.

Summary statistics table with columns: 1st, 2nd, 3rd, 4th, Game, Deadball Rebounds. Includes FG%, 3FG%, FT%, and other metrics.

Officials: Beverly Roberts, Mark Zentz, Kevin Pethel
Technical fouls: #6/10 Ohio State-None. South Carolina-None.
Attendance: 16815

Score by periods table with columns: 1st, 2nd, 3rd, 4th, Total. Shows scores for Ohio State and South Carolina.

Last FG - OSU 4th-02:35, SC 4th-00:08.
Largest lead - OSU by 6 3rd-08:26, SC by 15 1st-03:56.
OSU led for 08:14. SC led for 28:41. Game was tied for 03:05.

Score tied - 6 times.
Lead changed - 6 times.



Official Basketball Box Score - Game Totals - Final Statistics
UNCG vs South Carolina
11/15/15 3 p.m. at Columbia, S.C./Colonial Life Arena



UNCG 44 • 1-1

Table with columns: # Player, FG-FGA, 3-Ptr, FT-FTA, Rebounds, PF, TP, A TO Blk Stl, Min. Lists stats for 15 players and team totals.

Summary statistics table with columns: 1st, 2nd, 3rd, 4th, Game, Deadball Rebounds. Includes FG%, 3FG%, FT%, and other metrics.

South Carolina 92 • 2-0

Table with columns: # Player, FG-FGA, 3-Ptr, FT-FTA, Rebounds, PF, TP, A TO Blk Stl, Min. Lists stats for 15 players and team totals.

Summary statistics table with columns: 1st, 2nd, 3rd, 4th, Game, Deadball Rebounds. Includes FG%, 3FG%, FT%, and other metrics.

Officials: Scott Yarbrough, Troy Winders, Nick Marshall
Technical fouls: UNCG-None. South Carolina-None.
Attendance: 13607

Score by periods table with columns: 1st, 2nd, 3rd, 4th, Total. Shows scores for UNCG and South Carolina.

Last FG - UNCG 4th-00:55, SC 4th-02:39.
Largest lead - UNCG None, SC by 51 4th-03:32.
UNCG led for 00:00. SC led for 39:22. Game was tied for 00:34.

Score tied - 1 time.
Lead changed - 0 times.



Official Basketball Box Score - Game Totals - Final Statistics
South Carolina vs Clemson
11/18/15 7:00 PM at Clemson, S.C.



South Carolina 67 • 3-0

Table with columns: # Player, FG-FGA, 3-Ptr, FT-FTA, Rebounds, PF, TP, A TO Blk Stl, Min. Lists stats for 15 players and team totals.

Summary statistics table with columns: 1st, 2nd, 3rd, 4th, Game, Deadball Rebounds. Includes FG%, 3FG%, FT%, and other metrics.

Clemson 41 • 1-2

Table with columns: # Player, FG-FGA, 3-Ptr, FT-FTA, Rebounds, PF, TP, A TO Blk Stl, Min. Lists stats for 15 players and team totals.

Summary statistics table with columns: 1st, 2nd, 3rd, 4th, Game, Deadball Rebounds. Includes FG%, 3FG%, FT%, and other metrics.

Officials: Eric Brewton, Metta Roberts, Mark Resch
Technical fouls: South Carolina-None. Clemson-None.
Attendance: 1030

Score by periods table with columns: 1st, 2nd, 3rd, 4th, Total. Shows scores for South Carolina and Clemson.

Last FG - SC 4th-00:48, CU 4th-01:42.
Largest lead - SC by 35 4th-06:29, CU by 2 1st-09:18.
SC led for 39:06. CU led for 00:12. Game was tied for 00:42.

Score tied - 0 times.
Lead changed - 1 time.



Official Basketball Box Score - Game Totals - Final Statistics
South Carolina vs UCLA
11/22/15 1:02 p.m. at Los Angeles, CA (Pauley Pavilion)



South Carolina 68 • 4-0

Table with columns: # Player, FG-FGA, 3-Ptr, FT-FTA, Rebounds, PF, TP, A TO Blk Stl, Min. Lists stats for 15 players and team totals.

Summary statistics table with columns: 1st, 2nd, 3rd, 4th, Game, Deadball Rebounds. Includes FG%, 3FG%, FT%, and other metrics.

UCLA 65 • 2-1

Table with columns: # Player, FG-FGA, 3-Ptr, FT-FTA, Rebounds, PF, TP, A TO Blk Stl, Min. Lists stats for 15 players and team totals.

Summary statistics table with columns: 1st, 2nd, 3rd, 4th, Game, Deadball Rebounds. Includes FG%, 3FG%, FT%, and other metrics.

Officials: Melissa Barlow, Lisa Jones, Penny Davis
Technical fouls: South Carolina-None. UCLA-None.
Attendance: 2018

Score by periods table with columns: 1st, 2nd, 3rd, 4th, Total. Shows scores for South Carolina and UCLA.

Last FG - SC 4th-00:40, UCLA 4th-00:00.
Largest lead - SC by 6 2nd-03:57, UCLA by 4 1st-05:54.
SC led for 16:01. UCLA led for 13:31. Game was tied for 10:28.

Score tied - 14 times.
Lead changed - 14 times.



Official Basketball Box Score - Game Totals - Final Statistics
#16/18 Arizona State vs South Carolina
11/27/15 2:30pm HT at Honolulu, Oahu



#16/18 Arizona State 58 • 1-2

Table with columns: # Player, Total FG-FGA, 3-Ptr FG-FGA, FT-FTA, Rebounds Off Def Tot, PF, TP, A TO Blk Stl, Min. Includes player stats for Brunner, Sophie, Moos, Kelsey, etc.

Summary statistics table for Arizona State game, including 1st-4th quarter percentages and game totals.

South Carolina 60 • 5-0

Table with columns: # Player, Total FG-FGA, 3-Ptr FG-FGA, FT-FTA, Rebounds Off Def Tot, PF, TP, A TO Blk Stl, Min. Includes player stats for WILSON, A'ja, COATES, Alaina, etc.

Summary statistics table for South Carolina game, including 1st-4th quarter percentages and game totals.

Officials: Skelly Wingard, Victor Dunomes, Ethan Kahoano
Technical fouls: #16/18 Arizona State-None. South Carolina-None.
Attendance: 2020

Score by periods table for South Carolina game, showing 1st, 2nd, 3rd, 4th quarters and Total score.

Points, In, Off, 2nd, Fast, Bench table for South Carolina game.

Last FG - ASU 4th-01:20, SC 4th-00:56.
Largest lead - ASU by 7 2nd-08:59, SC by 7 4th-07:08.
ASU led for 15:11. SC led for 13:08. Game was tied for 11:17.

Score tied - 10 times.
Lead changed - 11 times.



Official Basketball Box Score - Game Totals - Final Statistics
South Carolina vs CSU Bakersfield
11/28/15 1:30 p.m. at Honolulu, HI (Stan Sheriff Center)



South Carolina 90 • 6-0

Table with columns: # Player, Total FG-FGA, 3-Ptr FG-FGA, FT-FTA, Rebounds Off Def Tot, PF, TP, A TO Blk Stl, Min. Includes player stats for WILSON, A'ja, COATES, Alaina, etc.

Summary statistics table for South Carolina vs CSU Bakersfield game, including 1st-4th quarter percentages and game totals.

CSU Bakersfield 71 • 1-4

Table with columns: # Player, Total FG-FGA, 3-Ptr FG-FGA, FT-FTA, Rebounds Off Def Tot, PF, TP, A TO Blk Stl, Min. Includes player stats for Shannon, Alyssa, Kleist, Keri, etc.

Summary statistics table for CSU Bakersfield game, including 1st-4th quarter percentages and game totals.

Officials: Jen Zylstra, Victor Dunomes, Tim Tamashiro
Technical fouls: South Carolina-None. CSU Bakersfield-None.
Attendance: 2152

Score by periods table for CSU Bakersfield game, showing 1st, 2nd, 3rd, 4th quarters and Total score.

Points, In, Off, 2nd, Fast, Bench table for CSU Bakersfield game.

Last FG - SC 4th-00:02, CSUB 4th-03:03.
Largest lead - SC by 19 4th-01:01, CSUB None.
SC led for 39:49. CSUB led for 00:00. Game was tied for 00:11.

Score tied - 0 times.
Lead changed - 0 times.



Official Basketball Box Score - Game Totals - Final Statistics
South Carolina vs Hawaii
11/29/15 5:00 pm HT at Stan Sheriff Center



South Carolina 67 • 7-0, 0-0 SEC

Table with columns: # Player, Total FG-FGA, 3-Ptr FG-FGA, FT-FTA, Rebounds Off Def Tot, PF, TP, A TO Blk Stl, Min. Includes player stats for WILSON, A'ja, COATES, Alaina, etc.

Summary statistics table for South Carolina vs Hawaii game, including 1st-4th quarter percentages and game totals.

Hawaii 51 • 4-3, 0-0 BWC

Table with columns: # Player, Total FG-FGA, 3-Ptr FG-FGA, FT-FTA, Rebounds Off Def Tot, PF, TP, A TO Blk Stl, Min. Includes player stats for Toeaina, Sarah, Karaitiana, Ashleigh, etc.

Summary statistics table for Hawaii game, including 1st-4th quarter percentages and game totals.

Officials: Skelly Wingard, Victor Dunomes, Mason Souza
Technical fouls: South Carolina-None. Hawaii-None.
Attendance: 2073

Score by periods table for Hawaii game, showing 1st, 2nd, 3rd, 4th quarters and Total score.

Points, In, Off, 2nd, Fast, Bench table for Hawaii game.

Last FG - SC 4th-02:27, UH 4th-00:37.
Largest lead - SC by 18 4th-00:52, UH by 3 1st-05:45.
SC led for 33:18. UH led for 03:11. Game was tied for 03:08.

Score tied - 2 times.
Lead changed - 6 times.



Official Basketball Box Score - Game Totals - Final Statistics
#14/13 Duke vs #2/2 South Carolina
12/06/15 2 p.m. at Columbia, S.C./Colonial Life Arena



#14/13 Duke 55 • 7-2

Table with columns: # Player, Total FG-FGA, 3-Ptr FG-FGA, FT-FTA, Rebounds Off Def Tot, PF, TP, A TO Blk Stl, Min. Includes player stats for Azura Stevens, Oderah Chidom, etc.

Summary statistics table for Duke vs South Carolina game, including 1st-4th quarter percentages and game totals.

#2/2 South Carolina 66 • 8-0

Table with columns: # Player, Total FG-FGA, 3-Ptr FG-FGA, FT-FTA, Rebounds Off Def Tot, PF, TP, A TO Blk Stl, Min. Includes player stats for WILSON, A'ja, COATES, Alaina, etc.

Summary statistics table for South Carolina game, including 1st-4th quarter percentages and game totals.

Officials: Lisa Mattingly, Sue Blauch, Felicia Grinter
Technical fouls: #14/13 Duke-Angela Salvadores; TEAM. #2/2 South Carolina-None.
Attendance: 16429

Score by periods table for South Carolina game, showing 1st, 2nd, 3rd, 4th quarters and Total score.

Points, In, Off, 2nd, Fast, Bench table for South Carolina game.

Last FG - DU 4th-00:10, SC 4th-00:03.
Largest lead - DU by 5 3rd-04:02, SC by 12 4th-00:17.
DU led for 05:19. SC led for 24:54. Game was tied for 09:33.

Score tied - 12 times.
Lead changed - 4 times.



Official Basketball Box Score - Game Totals - Final Statistics
Winthrop vs #2/2 South Carolina
12/13/15 2 p.m. at Columbia, S.C./Colonial Life Arena



Winthrop 37 • 2-7

Table with columns: #, Player, Total (FG-FGA, 3-Ptr, FT-FTA), Rebounds (Off, Def, Tot), PF, TP, A TO Blk, Stl, Min. Includes player stats for WHITAKER, MBAMALU, KILPATRICK, etc.

1st - FG %: 3-20 15.0% 2nd: 3-9 33.3% 3rd: 6-18 33.3% 4th: 4-17 23.5% Game: 16-64 25.0% Deadball Rebounds 6,1

#2/2 South Carolina 86 • 9-0

Table with columns: #, Player, Total (FG-FGA, 3-Ptr, FT-FTA), Rebounds (Off, Def, Tot), PF, TP, A TO Blk, Stl, Min. Includes player stats for IMOVBIQH, COATES, SESSIONS, etc.

1st - FG %: 10-14 71.4% 2nd: 8-14 57.1% 3rd: 7-18 38.9% 4th: 9-16 56.3% Game: 34-62 54.8% Deadball Rebounds 3

Officials: Dee Kantner, Laura Morris, Chaney Muench
Technical fouls: Winthrop-None. #2/2 South Carolina-None.
Attendance: 13409

Score by periods table with columns: 1st, 2nd, 3rd, 4th, Total. Winthrop scores: 7, 6, 14, 10, 37. #2/2 South Carolina scores: 26, 21, 20, 19, 86.

Points In Paint, Off T/O, 2nd Chance, Fast Break, Bench. Winthrop: 18, 9, 10, 6, 7. #2/2 South Carolina: 50, 20, 14, 19, 31.

Last FG - WU 4th-00:47, SC 4th-00:56.
Largest lead - WU None, SC by 52 4th-03:11.
WU led for 00:00. SC led for 38:49. Game was tied for 01:11.

Score tied - 1 time.
Lead changed - 0 times.



Official Basketball Box Score - Game Totals - Final Statistics
Hampton vs #2/2 South Carolina
12/16/15 7 p.m. at Columbia, S.C./Colonial Life Arena



Hampton 48 • 1-8

Table with columns: #, Player, Total (FG-FGA, 3-Ptr, FT-FTA), Rebounds (Off, Def, Tot), PF, TP, A TO Blk, Stl, Min. Includes player stats for LUPOE, TATE-DeFRETAS, GILBEAUX, etc.

1st - FG %: 4-12 33.3% 2nd: 4-15 26.7% 3rd: 8-20 40.0% 4th: 3-14 21.4% Game: 19-61 31.1% Deadball Rebounds 2,1

#2/2 South Carolina 86 • 10-0

Table with columns: #, Player, Total (FG-FGA, 3-Ptr, FT-FTA), Rebounds (Off, Def, Tot), PF, TP, A TO Blk, Stl, Min. Includes player stats for IMOVBIQH, DOZIER, COATES, etc.

1st - FG %: 4-12 33.3% 2nd: 6-17 35.3% 3rd: 8-10 80.0% 4th: 10-15 66.7% Game: 28-58 48.3% Deadball Rebounds 5,3

Officials: Mark Zentz, Mary Day, Metta Roberts
Technical fouls: Hampton-ROSE,Kristine. #2/2 South Carolina-None.
Attendance: 12117

Score by periods table with columns: 1st, 2nd, 3rd, 4th, Total. Hampton scores: 9, 9, 20, 10, 48. #2/2 South Carolina scores: 14, 16, 29, 27, 86.

Points In Paint, Off T/O, 2nd Chance, Fast Break, Bench. Hampton: 22, 18, 1, 10, 15. #2/2 South Carolina: 42, 7, 17, 2, 17.

Last FG - HU 4th-05:19, SC 4th-00:26.
Largest lead - HU None, SC by 38 4th-00:26.
HU led for 00:00. SC led for 38:33. Game was tied for 01:27.

Score tied - 0 times.
Lead changed - 0 times.



Official Basketball Box Score - Game Totals - Final Statistics
East Carolina vs #2-2 South Carolina
12/20/15 1 p.m. at Myrtle Beach (SC) Convention Center



East Carolina 57 • 6-6

Table with columns: #, Player, Total (FG-FGA, 3-Ptr, FT-FTA), Rebounds (Off, Def, Tot), PF, TP, A TO Blk, Stl, Min. Includes player stats for PAYNE, TAYLOR, LARAMIE, etc.

1st - FG %: 5-16 31.3% 2nd: 3-15 20.0% 3rd: 9-21 42.9% 4th: 2-17 11.8% Game: 19-69 27.5% Deadball Rebounds 0

#2/2 South Carolina 88 • 11-0

Table with columns: #, Player, Total (FG-FGA, 3-Ptr, FT-FTA), Rebounds (Off, Def, Tot), PF, TP, A TO Blk, Stl, Min. Includes player stats for WILSON, DOZIER, COATES, etc.

1st - FG %: 6-18 33.3% 2nd: 9-17 52.9% 3rd: 8-14 57.1% 4th: 8-17 47.1% Game: 31-66 47.0% Deadball Rebounds 2

Officials: Amy Bonner, Angelica Sufferen, Michael McConnell
Technical fouls: East Carolina-TEAM. #2/2 South Carolina-None.
Attendance: CAROLINAS CHALLENGE: #2 South Carolina vs. East Carolina

Score by periods table with columns: 1st, 2nd, 3rd, 4th, Total. East Carolina scores: 15, 11, 22, 9, 57. #2/2 South Carolina scores: 21, 23, 25, 19, 88.

Points In Paint, Off T/O, 2nd Chance, Fast Break, Bench. East Carolina: 18, 6, 11, 0, 10. #2/2 South Carolina: 46, 16, 17, 2, 30.

Last FG - ECU 4th-02:36, SC 4th-01:04.
Largest lead - ECU None, SC by 34 4th-05:09.
ECU led for 00:00. SC led for 39:24. Game was tied for 00:36.

Score tied - 0 times.
Lead changed - 0 times.



Official Basketball Box Score - Game Totals - Final Statistics
Elon vs #2-2 South Carolina
12/22/15 7 p.m. at Columbia, S.C./Colonial Life Arena



Elon 63 • 7-3

Table with columns: #, Player, Total (FG-FGA, 3-Ptr, FT-FTA), Rebounds (Off, Def, Tot), PF, TP, A TO Blk, Stl, Min. Includes player stats for Rhodes, JENIFER, Rhones, MALAYA, etc.

1st - FG %: 6-17 35.3% 2nd: 6-12 50.0% 3rd: 6-10 60.0% 4th: 5-13 38.5% Game: 23-52 44.2% Deadball Rebounds 5,2

#2/2 South Carolina 78 • 12-0

Table with columns: #, Player, Total (FG-FGA, 3-Ptr, FT-FTA), Rebounds (Off, Def, Tot), PF, TP, A TO Blk, Stl, Min. Includes player stats for WILSON, DOZIER, COATES, etc.

1st - FG %: 5-15 33.3% 2nd: 10-15 66.7% 3rd: 7-18 38.9% 4th: 8-15 53.3% Game: 30-63 47.6% Deadball Rebounds 4,1

Officials: Denise Brooks, Kelly Johnson, Kylie Galloway
Technical fouls: Elon-None. #2/2 South Carolina-None.
Attendance: 13670

Score by periods table with columns: 1st, 2nd, 3rd, 4th, Total. Elon scores: 18, 13, 16, 16, 63. #2/2 South Carolina scores: 13, 22, 21, 22, 78.

Points In Paint, Off T/O, 2nd Chance, Fast Break, Bench. Elon: 32, 17, 10, 8, 11. #2/2 South Carolina: 40, 21, 14, 9, 19.

Last FG - ELON 4th-03:23, SC 4th-00:59.
Largest lead - ELON by 7 2nd-08:58, SC by 17 4th-00:59.
ELON led for 12:16. SC led for 25:28. Game was tied for 01:49.

Score tied - 3 times.
Lead changed - 5 times.



Official Basketball Box Score - Game Totals - Final Statistics
Arkansas vs #2/2 South Carolina
01/03/16 3 p.m. at Columbia, S.C./Colonial Life Arena



Arkansas 32 • 5-9 (0-1 SEC)

Table with columns: # Player, Total (FG-FGA, 3-Ptr, FT-FTA), Rebounds (Off, Def, Tot), PF, TP, A TO Blk Stl, Min. Includes player stats for Jackson, Coolley, Monk, Cosper, Wolff, Swenson, Freeman, Brooks, Zimmerman, Danberry, West, and Team.

1st-FG %: 4-15 26.7% 2nd: 4-12 33.3% 3rd: 2-14 14.3% 4th: 3-13 23.1% Game: 13-54 24.1% Deadball Rebounds 2,1

#2/2 South Carolina 85 • 13-0 (1-0 SEC)

Table with columns: # Player, Total (FG-FGA, 3-Ptr, FT-FTA), Rebounds (Off, Def, Tot), PF, TP, A TO Blk Stl, Min. Includes player stats for Wilson, Coates, Sessions, Roy, Mitchell, Cuevas, Duckett, Imovbioh, White, Farmer, and Team.

1st-FG %: 4-18 22.2% 2nd: 14-19 73.7% 3rd: 11-18 61.1% 4th: 4-8 50.0% Game: 33-63 52.4% Deadball Rebounds 2,2

Officials: Sue Blanch, Eric Brewton, Troy Winders
Technical fouls: Arkansas-None. #2/2 South Carolina-None.
Attendance: 13407

Score by periods table with columns: 1st, 2nd, 3rd, 4th, Total. Shows Arkansas 9, 9, 7, 7 and #2/2 South Carolina 9, 35, 29, 12, 85.

Last FG - AR 4th-04:33, SC 4th-03:53.
Largest lead - AR by 2 1st-08:53, SC by 53 4th-00:38.
AR led for 02:05. SC led for 31:19. Game was tied for 06:36.

Score tied - 5 times.
Lead changed - 3 times.



Official Basketball Box Score - Game Totals - Final Statistics
#2/2 South Carolina vs Vanderbilt
01/07/16 8 p.m. at Nashville, Tenn. (Memorial Gym)



#2/2 South Carolina 71 • 14-0, 2-0

Table with columns: # Player, Total (FG-FGA, 3-Ptr, FT-FTA), Rebounds (Off, Def, Tot), PF, TP, A TO Blk Stl, Min. Includes player stats for Wilson, Dozier, Coates, Sessions, Mitchell, Cuevas, Cliney, Roy, Imovbioh, White, and Team.

1st-FG %: 6-13 46.2% 2nd: 5-12 41.7% 3rd: 7-14 50.0% 4th: 7-11 63.6% Game: 25-50 50.0% Deadball Rebounds 9,1

Vanderbilt 61 • 11-4, 0-2

Table with columns: # Player, Total (FG-FGA, 3-Ptr, FT-FTA), Rebounds (Off, Def, Tot), PF, TP, A TO Blk Stl, Min. Includes player stats for Rayte'a Long, Rebekah Dahlman, Rachel Bell, Minta Spears, Christa Reed, Jasmine Jenkins, Marqu'es Webb, Morgan Batey, Kendall Shaw, and Team.

1st-FG %: 2-7 28.6% 2nd: 8-13 61.5% 3rd: 6-16 37.5% 4th: 6-17 35.3% Game: 22-53 41.5% Deadball Rebounds 1

Officials: Beverly Roberts, Jesse Dickerson, Douglas Knight
Technical fouls: #2/2 South Carolina-None. Vanderbilt-None.
Attendance: 2547

Score by periods table with columns: 1st, 2nd, 3rd, 4th, Total. Shows #2/2 South Carolina 15, 16, 18, 22, 71 and Vanderbilt 10, 21, 15, 15, 61.

Points In Off 2nd Fast Bench table with columns: Points, In, Off, 2nd, Fast, Bench. Shows #2/2 South Carolina 30, 12, 6, 10, 21 and Vanderbilt 30, 12, 9, 6, 26.

Last FG - SC 4th-00:55, VANDY 4th-02:22.
Largest lead - SC by 10 4th-00:24, VANDY by 6 3rd-07:31.
SC led for 25:49. VANDY led for 09:56. Game was tied for 04:08.

Score tied - 8 times.
Lead changed - 18 times.



Official Basketball Box Score - Game Totals - Final Statistics
#20/- Missouri vs #2/2 South Carolina
01/10/16 12 p.m. at Columbia, S.C./Colonial Life Arena



#20/- Missouri 58 • 14-2 (1-2 SEC)

Table with columns: # Player, Total (FG-FGA, 3-Ptr, FT-FTA), Rebounds (Off, Def, Tot), PF, TP, A TO Blk Stl, Min. Includes player stats for Porter, Frericks, Cunningham, Cunnningham, Michaleis, Doty, Stock, Porter, Stock, Hudyn, Shephard, McDowell, Robinson, and Team.

1st-FG %: 2-18 11.1% 2nd: 4-13 30.8% 3rd: 6-15 40.0% 4th: 6-12 50.0% Game: 18-58 31.0% Deadball Rebounds 2,1

#2/2 South Carolina 83 • 15-0 (3-0 SEC)

Table with columns: # Player, Total (FG-FGA, 3-Ptr, FT-FTA), Rebounds (Off, Def, Tot), PF, TP, A TO Blk Stl, Min. Includes player stats for Wilson, Coates, Sessions, Mitchell, Cuevas, Cliney, Roy, Imovbioh, White, and Team.

1st-FG %: 4-13 30.8% 2nd: 6-17 35.3% 3rd: 7-15 46.7% 4th: 7-12 58.3% Game: 24-57 42.1% Deadball Rebounds 7,1

Officials: Scott Yarbrough, Kevin Pethel, Pualani Spurlock
Technical fouls: #20/- Missouri-None. #2/2 South Carolina-None.
Attendance: 15934

Score by periods table with columns: 1st, 2nd, 3rd, 4th, Total. Shows #20/- Missouri 5, 12, 17, 24, 58 and #2/2 South Carolina 17, 18, 21, 27, 83.

Last FG - MU 4th-00:30, SC 4th-00:10.
Largest lead - MU None, SC by 25 4th-00:03.
MU led for 00:00. SC led for 39:00. Game was tied for 00:30.

Score tied - 0 times.
Lead changed - 0 times.



Official Basketball Box Score - Game Totals - Final Statistics
#2/2 South Carolina vs #9/9 Kentucky
01/14/16 7:01 PM at MEMORIAL COLISEUM, LEXINGTON, KY



#2/2 South Carolina 73 • 16-0, 4-0

Table with columns: # Player, Total (FG-FGA, 3-Ptr, FT-FTA), Rebounds (Off, Def, Tot), PF, TP, A TO Blk Stl, Min. Includes player stats for Wilson, Dozier, Coates, Sessions, Mitchell, Cuevas, Cliney, Roy, Imovbioh, White, and Team.

1st-FG %: 3-16 18.8% 2nd: 7-17 41.2% 3rd: 9-13 69.2% 4th: 7-14 50.0% Game: 26-63 41.3% Deadball Rebounds 4

#9/9 Kentucky 62 • 13-2, 2-2

Table with columns: # Player, Total (FG-FGA, 3-Ptr, FT-FTA), Rebounds (Off, Def, Tot), PF, TP, A TO Blk Stl, Min. Includes player stats for Jennings, Akhator, Thompson, Morris, Epps, Camara, Murray, Rice, and Team.

1st-FG %: 6-18 33.3% 2nd: 7-15 46.7% 3rd: 7-17 41.2% 4th: 4-14 28.6% Game: 24-64 37.5% Deadball Rebounds 3

Officials: TINA NAPIER, BOB TRAMMELL, ROY GULBEYAN
Technical fouls: #2/2 South Carolina-None. #9/9 Kentucky-None.
Attendance: 5527

Score by periods table with columns: 1st, 2nd, 3rd, 4th, Total. Shows #2/2 South Carolina 8, 20, 23, 22, 73 and #9/9 Kentucky 16, 16, 18, 12, 62.

Last FG - SC 4th-04:38, UK 4th-00:24.
Largest lead - SC by 15 4th-01:51, UK by 11 2nd-03:43.
SC led for 09:35. UK led for 28:45. Game was tied for 01:10.

Score tied - 2 times.
Lead changed - 5 times.



Official Basketball Box Score - Game Totals - Final Statistics
#15/11 Texas A&M vs #2/2 South Carolina
01/17/16 1:30 p.m. at Columbia, S.C./Colonial Life Arena



#15/11 Texas A&M 58 • 13-5 (3-2 SEC)

Table with columns: Player, FG-FGA, 3-Ptr, FT-FTA, Rebounds, PF, TP, A TO Blk Stl, Min. Lists stats for players like Anriell Howard, Khaaila Hillsman, Chelsea Jennings, etc.

Summary statistics table for #15/11 Texas A&M, including 1st-4th quarter percentages and totals.

#2/2 South Carolina 59 • 17-0 (5-0 SEC)

Table with columns: Player, FG-FGA, 3-Ptr, FT-FTA, Rebounds, PF, TP, A TO Blk Stl, Min. Lists stats for players like WILSON, A'ja, DOZIER, Asia, COATES, Alaina, etc.

Summary statistics table for #2/2 South Carolina, including 1st-4th quarter percentages and totals.

Score by periods table for #2/2 South Carolina, showing points in 1st, 2nd, 3rd, 4th quarters and total.

Officials: Lisa Mattingly, Bryan Enterline, Brian Garland
Technical fouls: #15/11 Texas A&M-None. #2/2 South Carolina-None.
Attendance: 15406



Official Basketball Box Score - Game Totals - Final Statistics
#2/2 South Carolina vs Auburn
01/21/16 6:00 pm at Auburn Arena -- Auburn, Ala.



#2/2 South Carolina 74 • 18-0, 6-0 SEC

Table with columns: Player, FG-FGA, 3-Ptr, FT-FTA, Rebounds, PF, TP, A TO Blk Stl, Min. Lists stats for players like WILSON, A'ja, DOZIER, Asia, COATES, Alaina, etc.

Summary statistics table for #2/2 South Carolina vs Auburn, including 1st-4th quarter percentages and totals.

Auburn 58 • 12-7, 2-4 SEC

Table with columns: Player, FG-FGA, 3-Ptr, FT-FTA, Rebounds, PF, TP, A TO Blk Stl, Min. Lists stats for players like Jones, Jazmine, Tanner, Tra'cee, Montgomery, Brandy, etc.

Summary statistics table for Auburn vs #2/2 South Carolina, including 1st-4th quarter percentages and totals.

Score by periods table for Auburn vs #2/2 South Carolina, showing points in 1st, 2nd, 3rd, 4th quarters and total.

Officials: Beverly Roberts, Laura Morris, Eric Brewton
Technical fouls: #2/2 South Carolina-None. Auburn-None.
Attendance: 2419



Official Basketball Box Score - Game Totals - Final Statistics
#2/2 South Carolina vs #10/10 Mississippi State
01/24/16 4:01 p.m. at Starkville, Miss. (Humphrey Coliseum)



#2/2 South Carolina 57 • 19-0 (7-0 SEC)

Table with columns: Player, FG-FGA, 3-Ptr, FT-FTA, Rebounds, PF, TP, A TO Blk Stl, Min. Lists stats for players like WILSON, A'ja, DOZIER, Asia, COATES, Alaina, etc.

Summary statistics table for #2/2 South Carolina vs #10/10 Mississippi State, including 1st-4th quarter percentages and totals.

#10/10 Mississippi State 51 • 17-4 (4-3 SEC)

Table with columns: Player, FG-FGA, 3-Ptr, FT-FTA, Rebounds, PF, TP, A TO Blk Stl, Min. Lists stats for players like Ketara Chapel, Chinwe Okorie, Dominique Dillingham, etc.

Summary statistics table for #10/10 Mississippi State vs #2/2 South Carolina, including 1st-4th quarter percentages and totals.

Score by periods table for #10/10 Mississippi State vs #2/2 South Carolina, showing points in 1st, 2nd, 3rd, 4th quarters and total.

Officials: Dee Kantner, Michael McConnell, Kevin Pethel
Technical fouls: #2/2 South Carolina-None. #10/10 Mississippi State-None.
Attendance: 10626



Official Basketball Box Score - Game Totals - Final Statistics
Ole Miss vs #2/2 South Carolina
01/28/16 7 p.m. at Colonial Life Arena/Columbia, S.C.



Ole Miss 62 • 10-10 (2-5 SEC)

Table with columns: Player, FG-FGA, 3-Ptr, FT-FTA, Rebounds, PF, TP, A TO Blk Stl, Min. Lists stats for players like Joseph, Shequila, Hayes, A'Queen, Sisk, Erika, etc.

Summary statistics table for Ole Miss vs #2/2 South Carolina, including 1st-4th quarter percentages and totals.

#2/2 South Carolina 81 • 20-0 (8-0 SEC)

Table with columns: Player, FG-FGA, 3-Ptr, FT-FTA, Rebounds, PF, TP, A TO Blk Stl, Min. Lists stats for players like WILSON, A'ja, DOZIER, Asia, COATES, Alaina, etc.

Summary statistics table for #2/2 South Carolina vs Ole Miss, including 1st-4th quarter percentages and totals.

Score by periods table for #2/2 South Carolina vs Ole Miss, showing points in 1st, 2nd, 3rd, 4th quarters and total.

Officials: Bob Trammell, Denise Brooks, Douglas Knight
Technical fouls: Ole Miss-None. #2/2 South Carolina-None.
Attendance: 14313



Official Basketball Box Score - Game Totals - Final Statistics
#2/2 South Carolina vs #10/10 Texas A&M
01/31/16 5 p.m. at College Station, Texas (Reed Arena)



#2/2 South Carolina 70 • 21-0, 9-0 SEC

Box score table for #2/2 South Carolina vs #10/10 Texas A&M. Columns include Player, FG-FGA, 3-Ptr, FT-FTA, Rebounds, PF, TP, A TO Blk Stl, Min. Totals: 24-53, 2-11, 20-25, 14 20 34, 16 70, 14 16 5 9, 200.

1st FG %: 6-17 35.3% 2nd: 3-11 27.3% 3rd: 9-15 60.0% 4th: 6-10 60.0% Game: 24-53 45.3% Deadball Rebounds 3
3FG %: 1-4 25.0% 0-4 0.0% 0-1 0.0% 1-2 50.0% 2-11 18.2%
FT %: 4-6 66.7% 2-2 100.0% 7-9 77.8% 7-8 87.5% 20-25 80.0%

#10/10 Texas A&M 63 • 15-6, 5-3 SEC

Box score table for #10/10 Texas A&M vs #2/2 South Carolina. Columns include Player, FG-FGA, 3-Ptr, FT-FTA, Rebounds, PF, TP, A TO Blk Stl, Min. Totals: 27-62, 3-12, 6-6, 13 17 30, 21 63, 16 17 6 6, 200.

1st FG %: 6-13 46.2% 2nd: 8-15 53.3% 3rd: 7-14 50.0% 4th: 7-20 35.0% Game: 27-62 43.5% Deadball Rebounds 2
3FG %: 0-3 0.0% 0-1 0.0% 1-1 100.0% 0-0 0.0% 3-12 25.0%
FT %: 2-4 50.0% 3-3 100.0% 1-1 100.0% 0-0 0.0% 6-6 100.0%

Officials: Dee Kantner, Beverly Roberts, Brian Hall
Technical fouls: #2/2 South Carolina-None. #10/10 Texas A&M-None.
Attendance: 8511

Score by periods table for #2/2 South Carolina vs #10/10 Texas A&M. Columns: 1st, 2nd, 3rd, 4th, Total. Totals: 17, 8, 25, 20, 70.

Points In Off 2nd Fast Bench table for #2/2 South Carolina vs #10/10 Texas A&M. Columns: Paint, T/O, Chance, Break, Bench. Totals: 40, 22, 14, 10, 1.

Last FG - SC 4th-01:22, TAM 4th-00:37.
Largest lead - SC by 7 1st-02:29, TAM by 10 2nd-05:04.
SC led for 21:47. TAM led for 13:28. Game was tied for 03:47.
Score tied - 7 times.
Lead changed - 9 times.



Official Basketball Box Score - Game Totals - Final Statistics
#18/18 Kentucky vs #2/2 South Carolina
02/04/16 7 p.m. at Columbia, S.C./Colonial Life Arena



#18/18 Kentucky 68 • 15-6 (4-6 SEC)

Box score table for #18/18 Kentucky vs #2/2 South Carolina. Columns include Player, FG-FGA, 3-Ptr, FT-FTA, Rebounds, PF, TP, A TO Blk Stl, Min. Totals: 28-69, 2-8, 10-14, 14 18 32, 31 68, 11 11 1 4, 200.

1st FG %: 5-17 29.4% 2nd: 7-14 50.0% 3rd: 10-21 47.6% 4th: 6-17 35.3% Game: 28-69 40.6% Deadball Rebounds 3,1
3FG %: 0-2 0.0% 1-3 33.3% 0-0 0.0% 1-3 33.3% 2-8 25.0%
FT %: 1-1 100.0% 4-5 80.0% 3-4 75.0% 2-4 50.0%

#2/2 South Carolina 78 • 22-0 (10-0 SEC)

Box score table for #2/2 South Carolina vs #18/18 Kentucky. Columns include Player, FG-FGA, 3-Ptr, FT-FTA, Rebounds, PF, TP, A TO Blk Stl, Min. Totals: 26-50, 2-12, 24-35, 11 28 39, 17 78, 15 17 6 8, 200.

1st FG %: 6-12 50.0% 2nd: 5-14 35.7% 3rd: 8-13 61.5% 4th: 7-11 63.6% Game: 26-50 52.0% Deadball Rebounds 5
3FG %: 0-2 0.0% 0-3 0.0% 2-4 50.0% 0-3 0.0% 2-12 16.7%
FT %: 3-3 100.0% 10-16 62.5% 4-7 57.1% 7-9 77.8%

Officials: Michael Price, Amy Bonner, Greg Small
Technical fouls: #18/18 Kentucky-None. #2/2 South Carolina-WILSON, A'ja.
Attendance: 15015

Score by periods table for #18/18 Kentucky vs #2/2 South Carolina. Columns: 1st, 2nd, 3rd, 4th, Total. Totals: 11, 19, 23, 15, 68.

Points In Off 2nd Fast Bench table for #18/18 Kentucky vs #2/2 South Carolina. Columns: Paint, T/O, Chance, Break, Bench. Totals: 38, 13, 15, 8, 22.

Last FG - UK 4th-00:26, SC 4th-01:01.
Largest lead - UK by 1 2nd-05:53, SC by 12 4th-00:32.
UK led for 00:35. SC led for 37:33. Game was tied for 01:43.
Score tied - 0 times.
Lead changed - 2 times.



Official Basketball Box Score - Game Totals - Final Statistics
#1/1 UConn vs #2/2 South Carolina
02/08/16 7 p.m. at Columbia, S.C./Colonial Life Arena



#1/1 UConn 66 • 23-0 (12-0 AAC)

Box score table for #1/1 UConn vs #2/2 South Carolina. Columns include Player, FG-FGA, 3-Ptr, FT-FTA, Rebounds, PF, TP, A TO Blk Stl, Min. Totals: 24-57, 6-16, 12-18, 8 27 35, 16 66, 14 13 6 9, 200.

1st FG %: 7-14 50.0% 2nd: 6-16 37.5% 3rd: 7-16 43.8% 4th: 4-11 36.4% Game: 24-57 42.1% Deadball Rebounds 1,1
3FG %: 0-3 0.0% 3-6 50.0% 2-4 50.0% 1-3 33.3% 6-16 37.5%
FT %: 3-4 75.0% 3-4 75.0% 3-6 50.0% 3-6 50.0%

#2/2 South Carolina 54 • 22-1 (10-0 SEC)

Box score table for #2/2 South Carolina vs #1/1 UConn. Columns include Player, FG-FGA, 3-Ptr, FT-FTA, Rebounds, PF, TP, A TO Blk Stl, Min. Totals: 20-53, 3-10, 11-16, 6 29 35, 15 54, 7 15 5 6, 200.

1st FG %: 4-12 33.3% 2nd: 7-13 53.8% 3rd: 3-17 17.6% 4th: 6-11 54.5% Game: 20-53 37.7% Deadball Rebounds 4,1
3FG %: 0-1 0.0% 1-4 25.0% 0-2 0.0% 2-3 66.7% 3-10 30.0%
FT %: 0-0 0.0% 2-5 40.0% 2-2 100.0% 7-9 77.8%

Officials: Lisa Mattingly, Bryan Entenline, Sue Blauch
Technical fouls: #1/1 UConn-None. #2/2 South Carolina-None.
Attendance: 18000

Score by periods table for #1/1 UConn vs #2/2 South Carolina. Columns: 1st, 2nd, 3rd, 4th, Total. Totals: 17, 18, 19, 12, 66.

Points In Off 2nd Fast Bench table for #1/1 UConn vs #2/2 South Carolina. Columns: Paint, T/O, Chance, Break, Bench. Totals: 30, 6, 8, 10, 5.

Last FG - UCONN 4th-01:18, SC 4th-00:47.
Largest lead - UCONN by 21 3rd-01:20, SC None.
UCONN led for 37:45. SC led for 00:00. Game was tied for 02:15.
Score tied - 1 time.
Lead changed - 0 times.



Official Basketball Box Score - Game Totals - Final Statistics
#16/19 Florida vs #2/2 South Carolina
02/11/16 7 p.m. at Columbia, S.C./Colonial Life Arena



#16/19 Florida 71 • 19-5 (7-4 SEC)

Box score table for #16/19 Florida vs #2/2 South Carolina. Columns include Player, FG-FGA, 3-Ptr, FT-FTA, Rebounds, PF, TP, A TO Blk Stl, Min. Totals: 27-69, 8-22, 9-15, 10 20 30, 29 71, 15 20 3 13, 200.

1st FG %: 6-15 40.0% 2nd: 7-20 35.0% 3rd: 7-15 46.7% 4th: 7-19 36.8% Game: 27-69 39.1% Deadball Rebounds 4,2
3FG %: 2-5 40.0% 1-5 20.0% 3-5 60.0% 2-6 33.3% 8-22 36.4%
FT %: 2-2 100.0% 0-3 0.0% 1-2 50.0% 6-8 75.0%

#2/2 South Carolina 86 • 23-1 (11-0 SEC)

Box score table for #2/2 South Carolina vs #16/19 Florida. Columns include Player, FG-FGA, 3-Ptr, FT-FTA, Rebounds, PF, TP, A TO Blk Stl, Min. Totals: 28-57, 8-19, 22-31, 11 33 44, 17 86, 21 22 5 10, 200.

1st FG %: 5-13 38.5% 2nd: 9-16 56.3% 3rd: 7-15 46.7% 4th: 7-13 53.8% Game: 28-57 49.1% Deadball Rebounds 5,1
3FG %: 3-7 42.9% 2-3 66.7% 2-6 33.3% 1-3 33.3% 8-19 42.1%
FT %: 6-7 85.7% 4-6 66.7% 0-2 0.0% 12-16 75.0%

Officials: Scott Yarbrough, Michael McConnell, Pualani Spurlock
Technical fouls: #16/19 Florida-TEAM. #2/2 South Carolina-SESSIONS, Khadijah.
Attendance: 13324

Score by periods table for #16/19 Florida vs #2/2 South Carolina. Columns: 1st, 2nd, 3rd, 4th, Total. Totals: 16, 15, 18, 22, 71.

Points In Off 2nd Fast Bench table for #16/19 Florida vs #2/2 South Carolina. Columns: Paint, T/O, Chance, Break, Bench. Totals: 32, 21, 17, 13, 43.

Last FG - UF 4th-00:41, SC 4th-01:07.
Largest lead - UF by 2 1st-09:39, SC by 20 4th-01:07.
UF led for 01:50. SC led for 37:38. Game was tied for 00:21.
Score tied - 1 time.
Lead changed - 1 time.



Official Basketball Box Score -- Game Totals -- Final Statistics
#3/2 South Carolina vs #24/- Tennessee
02/15/16 7:01 p.m. at Knoxville, Tenn. (Thompson-Boling Arena)



#3/2 South Carolina 62 • 24-1, 12-0

Box score table for South Carolina vs Tennessee. Columns include Player, FG-FGA, 3-Ptr, FT-FTA, Rebounds, PF, TP, A TO Blk Stl, Min. Totals: 18-49, 4-13, 22-30, 8 22 30, 21 62, 10 12 5 8 200.

1st - FG %: 4-17 23.5% 2nd: 4-8 50.0% 3rd: 7-14 50.0% 4th: 3-10 30.0% Game: 18-49 36.7% Deadball Rebounds 4
3FG %: 0-4 0.0% 1-1 100.0% 1-3 33.3% 4-13 30.8%
FT %: 0-1 0.0% 7-8 87.5% 5-7 71.4% 10-14 71.4% 22-30 73.3%

#24/- Tennessee 56 • 15-10, 6-6

Box score table for Tennessee vs South Carolina. Columns include Player, FG-FGA, 3-Ptr, FT-FTA, Rebounds, PF, TP, A TO Blk Stl, Min. Totals: 18-53, 3-14, 17-22, 16 27 43, 22 56, 6 19 4 4 200.

1st - FG %: 5-14 35.7% 2nd: 4-14 28.6% 3rd: 3-8 37.5% 4th: 6-17 35.3% Game: 18-53 34.0% Deadball Rebounds 2
3FG %: 1-1 100.0% 1-5 20.0% 0-2 0.0% 1-6 16.7% 3-14 21.4%
FT %: 1-2 50.0% 0-0 0.0% 12-16 75.0% 4-4 100.0% 17-22 77.3%

Officials: Tina Napier, Felicia Grinter, Denise Brooks
Technical fouls: #3/2 South Carolina-TEAM, #24/- Tennessee-TEAM.
Attendance: 12014

Score by periods table for South Carolina vs Tennessee. Columns: 1st, 2nd, 3rd, 4th, Total. Totals: 8, 16, 20, 18, 62.

Points In Off 2nd Fast Bench table for South Carolina vs Tennessee. Columns: Points, In, Off, 2nd, Fast, Bench. Totals: 12, 9, 18, 17, 56.

Last FG - SC 4th-02:22, UT 4th-00:01. Largest lead - SC by 13 4th-01:39, UT by 6 1st-01:29. SC led for 18:19. UT led for 18:44. Game was tied for 02:56. Score tied - 6 times. Lead changed - 6 times.



Official Basketball Box Score -- Game Totals -- Final Statistics
Georgia vs #3/2 South Carolina
02/18/16 7 p.m. at Columbia, S.C./Colonial Life Arena



Georgia 51 • 25-1 (13-0 SEC)

Box score table for Georgia vs South Carolina. Columns include Player, FG-FGA, 3-Ptr, FT-FTA, Rebounds, PF, TP, A TO Blk Stl, Min. Totals: 21-59, 6-21, 3-6, 8 26 34, 23 51, 14 21 5 7 200.

1st - FG %: 4-15 26.7% 2nd: 2-14 14.3% 3rd: 5-10 50.0% 4th: 10-20 50.0% Game: 21-59 35.6% Deadball Rebounds 2,1
3FG %: 1-7 14.3% 0-4 0.0% 2-3 66.7% 3-7 42.9%
FT %: 0-0 0.0% 0-2 0.0% 2-2 100.0% 1-2 50.0% 6-21 28.6%

#3/2 South Carolina 61 • 19-7 (7-6 SEC)

Box score table for South Carolina vs Georgia. Columns include Player, FG-FGA, 3-Ptr, FT-FTA, Rebounds, PF, TP, A TO Blk Stl, Min. Totals: 20-53, 5-17, 16-27, 9 30 39, 16 61, 10 17 4 13 200.

1st - FG %: 2-11 18.2% 2nd: 7-15 46.7% 3rd: 7-16 43.8% 4th: 4-11 36.4% Game: 20-53 37.7% Deadball Rebounds 8,1
3FG %: 0-1 0.0% 3-6 50.0% 1-5 20.0% 1-5 20.0%
FT %: 6-9 66.7% 0-0 0.0% 1-2 50.0% 9-16 56.3%

Officials: Bob Trammell, Mark Zentz, Laura Morris
Technical fouls: Georgia-None, #3/2 South Carolina-None.
Attendance: 16186

Score by periods table for South Carolina vs Georgia. Columns: 1st, 2nd, 3rd, 4th, Total. Totals: 9, 4, 14, 24, 51.

Points In Off 2nd Fast Bench table for South Carolina vs Georgia. Columns: Points, In, Off, 2nd, Fast, Bench. Totals: 10, 17, 16, 18, 61.

Last FG - UGA 4th-00:20, SC 4th-01:22. Largest lead - UGA by 1 2nd-09:21, SC by 16 3rd-01:12. UGA led for 00:24. SC led for 38:26. Game was tied for 01:10. Score tied - 1 time. Lead changed - 2 times.



Official Basketball Box Score -- Game Totals -- Final Statistics
#3/2 South Carolina vs Alabama
02/22/16 6 p.m. at Tuscaloosa, Ala. (Foster Auditorium)



#3/2 South Carolina 66 • 26-1, 14-0 SEC

Box score table for South Carolina vs Alabama. Columns include Player, FG-FGA, 3-Ptr, FT-FTA, Rebounds, PF, TP, A TO Blk Stl, Min. Totals: 23-60, 6-17, 14-20, 21 37 58, 14 66, 16 16 4 5 200.

1st - FG %: 5-15 33.3% 2nd: 6-12 50.0% 3rd: 6-17 35.3% 4th: 6-16 37.5% Game: 23-60 38.3% Deadball Rebounds 1
3FG %: 1-3 33.3% 3-6 50.0% 1-4 25.0% 1-4 25.0%
FT %: 3-4 75.0% 3-4 75.0% 0-2 0.0% 8-10 80.0% 14-20 70.0%

Alabama 46 • 14-13, 3-11 SEC

Box score table for Alabama vs South Carolina. Columns include Player, FG-FGA, 3-Ptr, FT-FTA, Rebounds, PF, TP, A TO Blk Stl, Min. Totals: 18-63, 3-28, 7-11, 10 21 31, 18 46, 5 8 4 10 200.

1st - FG %: 2-16 12.5% 2nd: 7-18 38.9% 3rd: 2-13 15.4% 4th: 7-16 43.8% Game: 18-63 28.6% Deadball Rebounds 2
3FG %: 0-8 0.0% 2-10 20.0% 0-6 0.0% 1-4 25.0%
FT %: 2-4 50.0% 0-0 0.0% 5-7 71.4% 0-0 0.0% 7-11 63.6%

Officials: Lisa Mattingly, Brian Hall, Michael McConnell
Technical fouls: #3/2 South Carolina-None, Alabama-None.
Attendance: 2679

Score by periods table for South Carolina vs Alabama. Columns: 1st, 2nd, 3rd, 4th, Total. Totals: 14, 18, 13, 21, 66.

Points In Off 2nd Fast Bench table for South Carolina vs Alabama. Columns: Points, In, Off, 2nd, Fast, Bench. Totals: 32, 11, 16, 8, 20.

Last FG - SC 4th-01:00, UA 4th-00:16. Largest lead - SC by 24 4th-01:00, UA None. SC led for 39:17. UA led for 00:00. Game was tied for 00:43. Score tied - 0 times. Lead changed - 0 times.



2015-16 South Carolina Basketball
#3/2 South Carolina Season Schedule/Results & Leaders (as of Feb 22, 2016)
All games



RECORD:	OVERALL	HOME	AWAY	NEUTRAL
ALL GAMES	26-1	13-1	10-0	3-0
CONFERENCE	14-0	7-0	7-0	0-0
NON-CONFERENCE	12-1	6-1	3-0	3-0

Date	Opponent	Score	Att. High Points	High Rebounds
11/13/15	#6/10 OHIO STATE	w 88-80	16815 (20)WILSON, A'ja	(14)WILSON, A'ja
11/15/15	UNCG	w 92-44	13607 (19)WILSON, A'ja	(11)IMOVBIQH, Sarah
11/18/15	at Clemson	w 67-41	1030 (18)MITCHELL, Tiffany	(6)COATES, Alaina (6)IMOVBIQH, Sarah (6)WHITE, Jatarie
11/22/15	at UCLA	w 68-65	2018 (17)ROY, Tina (17)MITCHELL, Tiffany	(12)COATES, Alaina
11/27/15	@vs #16/18 Arizona State	w 60-58	2020 (18)CUEVAS, Bianca (18)WILSON, A'ja	(11)WILSON, A'ja
11/28/15	@vs CSU Bakersfield	w 90-71	2152 (26)WILSON, A'ja	(8)WILSON, A'ja
11/29/15	@at Hawaii	w 67-51	2073 (18)WILSON, A'ja	(5)WILSON, A'ja
12/06/15	#14/13 DUKE	w 66-55	16429 (28)WILSON, A'ja	(11)WILSON, A'ja
12/13/15	WINTHROP	w 86-37	13409 (29)COATES, Alaina	(16)COATES, Alaina
12/16/15	HAMPTON	w 86-48	12117 (22)COATES, Alaina	(12)COATES, Alaina
12/20/15	<vs East Carolina	w 88-57	(18)MITCHELL, Tiffany	(15)COATES, Alaina
12/22/15	ELON	w 78-63	13670 (18)MITCHELL, Tiffany	(8)WILSON, A'ja (8)COATES, Alaina
01/03/16	*ARKANSAS	w 85-32	13407 (21)ROY, Tina	(10)WILSON, A'ja (10)COATES, Alaina
01/07/16	*at Vanderbilt	w 71-61	2547 (22)MITCHELL, Tiffany	(10)COATES, Alaina
01/10/16	*#20/- MISSOURI	w 83-58	15934 (19)MITCHELL, Tiffany	(12)COATES, Alaina
01/14/16	*at #9/9 Kentucky	w 73-62	5527 (26)WILSON, A'ja	(13)WILSON, A'ja
01/17/16	*#15/11 TEXAS A&M	w 59-58	15406 (26)WILSON, A'ja	(11)COATES, Alaina
01/21/16	*at Auburn	w 74-58	2419 (17)COATES, Alaina	(10)COATES, Alaina
01/24/16	*at #10/10 Mississippi State	w 57-51	10626 (21)MITCHELL, Tiffany	(11)WILSON, A'ja (11)COATES, Alaina
01/28/16	*OLE MISS	w 81-62	14313 (17)WILSON, A'ja	(14)COATES, Alaina
01/31/16	*at #10/10 Texas A&M	w 70-63	8511 (27)WILSON, A'ja	(10)WILSON, A'ja (10)COATES, Alaina
02/04/16	*#18/18 KENTUCKY	w 78-68	15015 (27)COATES, Alaina	(13)COATES, Alaina
02/08/16	#1/1 UCONN	54-66 L	18000 (13)WILSON, A'ja (13)IMOVBIQH, Sarah	(9)COATES, Alaina
02/11/16	*#16/19 FLORIDA	w 86-71	13324 (22)MITCHELL, Tiffany	(11)COATES, Alaina
02/15/16	*at #24/- Tennessee	w 62-56	12014 (25)WILSON, A'ja	(10)COATES, Alaina
02/18/16	*GEORGIA	w 61-51	16186 (19)MITCHELL, Tiffany	(9)WILSON, A'ja
02/22/16	*at Alabama	w 66-46	2679 (16)WILSON, A'ja	(18)COATES, Alaina

* = Conference game

@ = Rainbow Wahine Showdown (Honolulu, Hawaii)

< = Carolinas Challenge (Myrtle Beach, S.C.)

Attendance Summary	Games	Attend	Avg/Game
Home	14	207632	14831
Away	10	49444	4944
Neutral	3	4172	1391
Total	27	261248	9676



2015-16 South Carolina Basketball
#3/2 South Carolina Points-Rebounds-Assists (as of Feb 22, 2016)
All games



Opponent	Date	Score	01	04	05	22	23	24	25	
			CUEVAS,BIA	CLINEY,DON	SESSIONS,K	WILSON,A'J	ROY,TINA	IMOVBIQH,S	MITCHELL,T	
#6/10 OHIO STATE	11/13/15	88-80	w	5-0-1	DNP	12-3-3	20-14-0	3-1-1	8-10-0	15-3-3
UNCG	11/15/15	92-44	w	11-2-1	DNP	2-1-4	19-10-1	9-0-6	14-11-0	10-2-5
at Clemson	11/18/15	67-41	w	4-1-2	DNP	0-2-5	7-5-0	3-1-1	9-6-0	18-5-0
at UCLA	11/22/15	68-65	w	7-2-2	DNP	0-5-1	11-10-3	17-3-4	0-4-0	17-5-2
vs #16/18 Arizona State	11/27/15	60-58	w	18-2-0	DNP	6-3-0	18-11-1	3-2-3	1-8-0	6-1-1
vs CSU Bakersfield	11/28/15	90-71	w	20-4-6	DNP	8-1-1	26-8-4	3-5-3	6-5-0	13-1-1
at Hawaii	11/29/15	67-51	w	13-4-0	DNP	11-4-4	18-5-0	0-0-2	3-4-0	14-2-2
#14/13 DUKE	12/06/15	66-55	w	2-4-2	DNP	5-5-1	28-11-2	3-1-2	0-0-0	12-4-2
WINTHROP	12/13/15	86-37	w	13-2-1	DNP	4-1-6	DNP	3-0-3	7-4-1	12-5-3
HAMPTON	12/16/15	86-48	w	6-1-1	DNP	5-4-2	DNP	0-3-3	19-7-0	17-6-2
vs East Carolina	12/20/15	88-57	w	4-1-1	DNP	5-2-3	15-10-0	3-3-0	4-12-2	18-1-3
ELON	12/22/15	78-63	w	2-1-2	DNP	6-2-4	12-8-2	9-0-1	2-3-0	18-4-2
ARKANSAS	01/03/16	85-32	w	10-2-3	DNP	7-3-4	14-10-1	21-1-3	9-7-0	12-3-4
at Vanderbilt	01/07/16	71-61	w	4-1-2	2-0-0	10-4-0	4-6-2	13-1-1	0-2-0	22-2-5
#20/- MISSOURI	01/10/16	83-58	w	6-0-1	5-1-0	9-0-1	11-11-1	3-2-2	4-2-2	19-2-2
at #9/9 Kentucky	01/14/16	73-62	w	2-0-1	0-0-0	8-1-3	26-13-2	12-3-4	0-5-0	16-2-2
#15/11 TEXAS A&M	01/17/16	59-58	w	9-3-2	DNP	8-2-2	26-8-1	0-2-1	0-1-0	11-4-2
at Auburn	01/21/16	74-58	w	1-2-2	3-2-3	5-3-1	11-6-2	12-0-2	2-2-0	13-1-5
at #10/10 Mississippi S	01/24/16	57-51	w	0-0-1	1-0-0	10-4-1	6-11-1	11-1-2	0-7-0	21-2-2
OLE MISS	01/28/16	81-62	w	6-0-1	4-3-1	4-2-5	17-9-2	9-0-4	7-9-0	15-4-4
at #10/10 Texas A&M	01/31/16	70-63	w	0-0-0	0-0-0	10-2-3	27-10-1	1-1-1	0-1-0	20-4-2
#18/18 KENTUCKY	02/04/16	78-68	w	5-2-2	7-1-2	9-4-1	18-7-3	7-1-4	2-1-0	2-0-0
#1/1 UCONN	02/08/16	54-66	L	2-2-1	4-0-1	4-1-2	13-6-0	0-2-2	13-8-0	12-5-0
#16/19 FLORIDA	02/11/16	86-71	w	3-0-3	10-3-2	6-0-4	13-9-1	6-2-4	6-6-0	22-3-4
at #24/- Tennessee	02/15/16	62-56	w	2-0-2	2-1-0	13-2-0	25-6-1	8-3-3	0-3-0	12-2-2
GEORGIA	02/18/16	61-51	w	DNP	1-2-0	13-1-2	16-9-2	3-3-1	2-5-0	19-4-4
at Alabama	02/22/16	66-46	w	5-6-3	4-0-2	4-11-3	16-10-2	3-1-3	8-6-1	10-1-1

Opponent	Date	Score	31	40	41	44	
			DOZIER,ASI	WHITE,JATA	COATES,ALA	FARMER,IND	
#6/10 OHIO STATE	11/13/15	88-80	w	4-0-1	4-3-2	17-13-0	DNP
UNCG	11/15/15	92-44	w	3-2-6	5-3-1	12-7-0	0-1-0
at Clemson	11/18/15	67-41	w	8-1-0	3-6-2	10-6-1	DNP
at UCLA	11/22/15	68-65	w	0-0-0	2-2-0	12-12-0	DNP
vs #16/18 Arizona State	11/27/15	60-58	w	2-1-0	0-2-0	6-7-1	DNP
vs CSU Bakersfield	11/28/15	90-71	w	0-0-0	2-5-1	6-4-0	DNP
at Hawaii	11/29/15	67-51	w	3-0-3	0-2-1	3-1-0	DNP
#14/13 DUKE	12/06/15	66-55	w	0-2-3	0-5-1	16-7-0	DNP
WINTHROP	12/13/15	86-37	w	9-2-3	4-9-1	29-16-0	0-1-0
HAMPTON	12/16/15	86-48	w	6-2-5	8-7-0	22-12-2	DNP
vs East Carolina	12/20/15	88-57	w	10-1-0	14-4-0	10-15-0	0-1-0
ELON	12/22/15	78-63	w	7-1-3	2-2-0	16-8-0	DNP
ARKANSAS	01/03/16	85-32	w	DNP	1-5-1	11-10-2	0-1-0
at Vanderbilt	01/07/16	71-61	w	3-1-4	2-2-0	11-10-1	DNP
#20/- MISSOURI	01/10/16	83-58	w	2-3-1	11-4-0	13-12-0	DNP
at #9/9 Kentucky	01/14/16	73-62	w	0-1-0	0-5-0	9-11-1	DNP
#15/11 TEXAS A&M	01/17/16	59-58	w	0-1-1	0-0-0	5-11-3	DNP
at Auburn	01/21/16	74-58	w	1-2-3	9-2-0	17-10-2	DNP
at #10/10 Mississippi S	01/24/16	57-51	w	2-1-1	0-0-0	6-11-1	DNP
OLE MISS	01/28/16	81-62	w	3-0-5	3-2-0	13-14-2	DNP
at #10/10 Texas A&M	01/31/16	70-63	w	0-1-1	0-0-0	12-10-6	DNP
#18/18 KENTUCKY	02/04/16	78-68	w	DNP	1-3-1	27-13-2	DNP
#1/1 UCONN	02/08/16	54-66	L	DNP	4-1-1	2-9-0	DNP
#16/19 FLORIDA	02/11/16	86-71	w	DNP	6-5-0	14-11-3	DNP
at #24/- Tennessee	02/15/16	62-56	w	DNP	0-1-1	0-10-1	DNP
GEORGIA	02/18/16	61-51	w	DNP	DNP	7-8-1	DNP
at Alabama	02/22/16	66-46	w	3-0-1	DNP	13-18-0	0-0-0



2015-16 South Carolina Basketball
#3/2 South Carolina Team Game-by-Game Comparison (as of Feb 22, 2016)
All games



Opponent	1st	2nd	Score	Mar	Total FG	FG Pct	3-Pointers	3FG Pct	Free Throws	FT Pct	Rebounds	Assist	T/Over	Block	Steal	Fouls	
#6/10 OHIO STATE	45/47	43/33	88-80	+8	31-69/26-80	.449/.325	3-11/10-23	.273/.435	23-35/18-20	.657/.900	51/42	+9	11/3	20/18	6/10	9/13	20/29
UNCG	53/25	39/19	92-44	+48	35-67/16-62	.522/.258	8-24/3-13	.333/.231	14-23/9-14	.609/.643	47/36	+11	25/4	10/21	10/2	15/6	15/21
Clemson	31/20	36/21	67-41	+26	23-63/14-43	.365/.326	7-25/3-7	.280/.429	14-28/10-14	.500/.714	41/36	+5	13/12	5/19	6/0	12/0	15/24
UCLA	32/31	36/34	68-65	+3	24-55/23-64	.436/.359	6-19/4-18	.316/.222	14-16/15-25	.875/.600	45/31	+14	12/10	2/19	4/3	6/13	19/21
#16/18 Arizona State	30/33	30/25	60-58	+2	24-58/21-61	.414/.344	1-11/8-20	.091/0.400	11-16/8-14	.688/.571	42/39	+3	6/10	2/19	3/1	10/11	16/15
CSU Bakersfield	45/37	45/34	90-71	+19	35-64/25-58	.547/.431	3-12/8-18	.250/.444	17-31/13-15	.548/.867	39/30	+9	18/16	5/11	5/0	5/2	12/27
Hawaii	29/22	38/29	67-51	+16	25-55/19-50	.455/.380	4-14/5-18	.286/.278	13-19/8-18	.684/.444	30/33	(3)	12/11	14/20	5/3	9/3	22/20
#14/13 DUKE	30/26	36/29	66-55	+11	24-57/21-59	.421/.356	2-10/3-10	.200/.300	16-28/10-13	.571/.759	43/36	+7	13/9	14/15	5/6	8/8	16/21
WINTHROP	47/13	39/24	86-37	+49	34-62/16-64	.548/.250	9-24/1-9	.375/.111	9-12/4-15	.750/.267	48/32	+16	25/9	13/14	16/4	10/9	13/16
HAMPTON	30/18	56/30	86-48	+38	28-58/19-61	.483/.311	6-16/5-21	.375/.238	24-31/5-8	.774/.625	52/19	+33	17/12	17/9	2/6	3/10	13/25
East Carolina	44/26	44/31	88-57	+31	31-66/19-69	.470/.275	5-18/6-23	.278/.261	21-28/13-14	.750/.929	54/37	+17	13/7	11/13	4/3	7/3	14/26
ELON	35/31	43/32	78-63	+15	30-63/23-52	.476/.442	8-19/4-13	.421/.308	10-14/13-19	.714/.684	34/26	+8	14/14	14/17	6/1	6/7	17/17
ARKANSAS	44/18	41/14	85-32	+53	33-63/13-54	.524/.415	11-23/1-12	.478/.083	8-13/5-10	.615/.500	48/26	+22	18/9	15/18	2/1	11/5	11/17
Vanderbilt	31/31	40/30	71-61	+10	25-50/22-53	.500/.415	10-22/4-20	.455/.200	11-23/13-15	.478/.867	30/29	+1	15/12	11/13	0/1	7/5	18/19
#20- MISSOURI	35/17	48/41	83-58	+25	24-57/18-58	.421/.310	3-14/4-21	.214/.190	15-25/11-18	.744/.857	39/37	+2	10/11	13/20	7/2	14/6	22/34
#9/9 Kentucky	28/32	45/30	73-62	+11	26-63/24-64	.413/.375	6-17/3-9	.353/.333	11-19/5-8	.579/.625	33/43	(10)	13/7	11/13	10/2	3/3	16/22
#15/11 TEXAS A&M	26/27	33/31	59-58	+1	23-54/25-68	.426/.368	2-12/3-7	.167/.429	15-25/11-14	.650/.786	34/30	+4	20/14	12/13	1/1	7/7	15/16
Auburn	33/20	41/38	74-58	+16	27-52/19-55	.519/.345	7-19/9-27	.368/.333	13-20/11-14	.650/.786	34/30	+4	9/9	21/13	6/2	5/5	21/21
#10/10 Mississippi State	22/20	35/31	57-51	+6	19-44/16-59	.432/.271	4-13/3-13	.308/.231	15-23/16-17	.652/.941	40/31	+9	9/9	21/13	6/2	5/5	21/21
OLE MISS	40/26	41/36	81-62	+19	31-68/26-54	.456/.481	7-23/3-19	.304/.158	12-24/7-13	.500/.538	45/28	+17	24/14	11/14	3/3	9/8	11/21
#10/10 Texas A&M	25/31	45/32	70-63	+7	24-53/27-62	.453/.435	2-11/3-12	.182/.250	20-25/6-6	.800/1000	34/30	+4	14/16	16/17	5/6	9/6	16/21
#18/18 KENTUCKY	35/30	43/38	78-68	+10	26-50/28-69	.520/.406	2-12/2-8	.167/.250	24-35/10-14	.686/.714	39/32	+7	15/11	17/11	6/1	8/4	17/31
#1/1 UCONN	25/35	29/31	54-66	(12)	20-53/24-57	.377/.421	3-10/6-16	.300/.375	11-16/12-18	.688/.667	35/35	-	7/14	15/13	5/6	6/9	15/16
#16/19 FLORIDA	43/31	43/40	86-71	+15	28-57/27-69	.491/.391	8-19/8-22	.421/.364	22-31/9-15	.710/.600	44/30	+14	21/15	22/20	5/3	10/13	17/29
#24- Tennessee	24/21	38/35	62-56	+6	18-49/18-53	.367/.340	4-13/3-14	.308/.214	22-30/17-22	.733/.773	30/43	(13)	10/6	12/19	5/4	8/4	21/22
GEORGIA	27/13	34/38	61-51	+10	20-53/21-59	.377/.356	5-17/6-21	.294/.286	16-27/3-6	.593/.500	39/34	+5	10/14	17/21	4/5	13/7	16/23
Alabama	32/22	34/24	66-46	+20	23-60/18-63	.383/.286	6-17/3-28	.353/.107	14-20/7-11	.700/.636	58/31	+27	16/5	16/8	4/4	5/10	14/18

Note: Game totals are displayed in the format TEAM/OPPONENT for each category



2015-16 South Carolina Basketball
#3/2 South Carolina Combined Team Statistics (as of Feb 22, 2016)
Last 5



RECORD:	OVERALL	HOME	AWAY	NEUTRAL
ALL GAMES	4-1	2-1	2-0	0-0
CONFERENCE	4-0	2-0	2-0	0-0
NON-CONFERENCE	0-1	0-1	0-0	0-0

##	Player	gp-gs	min	avg	Total		3-Point		F-Throw		Rebounds				pf	dq	a	to	blk	stl	pts	avg
					fg-fga	fg%	3fg-fga	3fg%	ft-fa	ft%	off	def	tot	avg								
22	WILSON, A'ja	5-5	146	29.2	29-57	.509	0-0	.000	25-34	.735	15	25	40	8.0	15	0	6	15	16	5	83	16.6
25	MITCHELL, Tiffany	5-5	174	34.8	23-63	.365	10-27	.370	19-21	.905	1	14	15	3.0	9	0	11	10	2	7	75	15.0
05	SESSIONS, Khadijah	5-5	140	28.0	8-26	.308	5-11	.455	19-32	.594	3	12	15	3.0	14	0	11	6	0	8	40	8.0
41	COATES, Alaina	5-5	150	30.0	14-28	.500	0-0	.000	8-16	.500	5	51	56	11.2	19	0	5	11	1	9	36	7.2
24	IMOVBIQH, Sarah	5-0	77	15.4	14-24	.583	0-0	.000	1-3	.333	12	16	28	5.6	12	0	1	4	0	1	29	5.8
04	CLINEY, Doniyah	5-3	84	16.8	6-17	.353	2-7	.286	7-10	.700	1	5	6	1.2	5	0	5	11	0	5	21	4.2
23	ROY, Tina	5-1	110	22.0	7-29	.241	6-23	.261	0-0	.000	5	6	11	2.2	0	0	13	7	0	2	20	4.0
40	WHITE, Jatarie	3-0	22	7.3	3-5	.600	0-0	.000	4-6	.667	1	6	7	2.3	6	0	2	3	1	1	10	3.3
31	DOZIER, Asia	1-1	16	16.0	1-2	.500	1-2	.500	0-0	.000	0	0	0	0.0	0	0	1	2	1	0	3	3.0
01	CUEVAS, Bianca	4-0	78	19.5	4-21	.190	2-6	.333	2-2	1.000	3	5	8	2.0	2	0	9	9	2	4	12	3.0
44	FARMER, India	1-0	3	3.0	0-0	.000	0-0	.000	0-0	.000	0	0	0	0.0	0	0	0	0	0	0	0	0.0
Team											9	11	20		1		4					
Total.....		5	1000		109-272	.401	26-76	.342	85-124	.685	55	151	206	41.2	83	0	64	82	23	42	329	65.8
Opponents.....		5	1000		108-301	.359	26-101	.257	48-72	.667	52	121	173	34.6	108	5	54	81	22	43	290	58.0



2015-16 South Carolina Basketball
#3/2 South Carolina Combined Team Statistics (as of Feb 22, 2016)
Last 3



RECORD:	OVERALL	HOME	AWAY	NEUTRAL
ALL GAMES	3-0	1-0	2-0	0-0
CONFERENCE	3-0	1-0	2-0	0-0
NON-CONFERENCE	0-0	0-0	0-0	0-0

##	Player	gp-gs	min	avg	Total		3-Point		F-Throw		Rebounds				pf	dq	a	to	blk	stl	pts	avg
					fg-fga	fg%	3fg-fga	3fg%	ft-fa	ft%	off	def	tot	avg								
22	WILSON, A'ja	3-3	99	33.0	21-43	.488	0-0	.000	15-22	.682	11	14	25	8.3	10	0	5	11	10	2	57	19.0
25	MITCHELL, Tiffany	3-3	100	33.3	13-36	.361	5-16	.313	10-12	.833	1	6	7	2.3	7	0	7	5	1	4	41	13.7
05	SESSIONS, Khadijah	3-3	94	31.3	6-18	.333	4-9	.444	14-25	.560	3	11	14	4.7	9	0	5	4	0	7	30	10.0
41	COATES, Alaina	3-3	89	29.7	6-14	.429	0-0	.000	8-12	.667	5	31	36	12.0	12	0	2	6	1	4	20	6.7
23	ROY, Tina	3-0	65	21.7	5-18	.278	4-13	.308	0-0	.000	4	3	7	2.3	0	0	7	4	0	1	14	4.7
01	CUEVAS, Bianca	2-0	41	20.5	2-9	.222	1-4	.250	2-2	1.000	2	4	6	3.0	1	0	5	6	0	4	7	3.5
24	IMOVBIQH, Sarah	3-0	45	15.0	5-13	.385	0-0	.000	0-0	.000	5	9	14	4.7	7	0	1	3	0	1	10	3.3
31	DOZIER, Asia	1-1	16	16.0	1-2	.500	1-2	.500	0-0	.000	0	0	0	0.0	0	0	1	2	1	0	3	3.0
04	CLINEY, Doniyah	3-2	45	15.0	2-9	.222	0-3	.000	3-4	.750	0	3	3	1.0	2	0	2	3	0	3	7	2.3
40	WHITE, Jatarie	1-0	3	3.0	0-0	.000	0-0	.000	0-0	.000	0	1	1	1.0	2	0	1	0	0	0	0	0.0
44	FARMER, India	1-0	3	3.0	0-0	.000	0-0	.000	0-0	.000	0	0	0	0.0	0	0	0	0	0	0	0	0.0
Team											7	7	14		1		1					
Total.....		3	600		61-162	.377	15-47	.319	52-77	.675	38	89	127	42.3	51	0	36	45	13	26	189	63.0
Opponents.....		3	600		57-175	.326	12-63	.190	27-39	.692	34	74	108	36.0	63	3	25	48	13	21	153	51.0



2015-16 South Carolina Basketball
#3/2 South Carolina Combined Team Statistics (as of Feb 15, 2016)
vs Ranked



RECORD:	OVERALL	HOME	AWAY	NEUTRAL
ALL GAMES	11-1	6-1	4-0	1-0
CONFERENCE	8-0	4-0	4-0	0-0
NON-CONFERENCE	3-1	2-1	0-0	1-0

##	Player	gp-gs	min	avg	Total		3-Point		F-Throw		Rebounds				pf	dq	a	to	blk	stl	pts	avg						
					fg-fga	fg%	3fg-fga	3fg%	ft-fga	ft%	off	def	tot	avg														
22	WILSON, A'ja	12-12	356	29.7	84-157	.535	0-0	.000	63-82	.768	36	81	117	9.8	31	0	14	33	49	11	231	19.3						
25	MITCHELL, Tiffany	12-12	398	33.2	53-143	.371	14-56	.250	48-56	.857	10	22	32	2.7	29	0	22	40	3	21	168	14.0						
41	COATES, Alaina	12-11	351	29.3	49-76	.645	0-0	.000	29-56	.518	23	102	125	10.4	32	0	18	20	11	20	127	10.6						
05	SESSIONS, Khadijah	12-12	360	30.0	29-66	.439	6-18	.333	36-56	.643	6	21	27	2.3	31	1	21	18	1	23	100	8.3						
23	ROY, Tina	12-5	274	22.8	19-73	.260	16-57	.281	3-7	.429	4	17	21	1.8	7	0	29	17	1	6	57	4.8						
01	CUEVAS, Bianca	12-0	174	14.5	17-64	.266	2-11	.182	18-27	.667	2	11	13	1.1	11	0	16	18	2	11	54	4.5						
04	CLINEY, Doniyah	8-2	110	13.8	10-23	.435	2-5	.400	7-12	.583	2	4	6	0.8	12	0	5	11	0	4	29	3.6						
24	IMOVBIQH, Sarah	12-1	131	10.9	16-27	.593	0-0	.000	2-9	.222	24	28	52	4.3	23	0	2	11	2	0	34	2.8						
40	WHITE, Jatarie	12-0	120	10.0	7-19	.368	0-1	.000	12-17	.706	10	19	29	2.4	21	0	6	12	3	4	26	2.2						
31	DOZIER, Asia	8-5	107	13.4	3-13	.231	0-4	.000	4-4	1.000	2	8	10	1.3	8	0	8	12	0	2	10	1.3						
00	COLLEY, Shay	2-0	16	8.0	0-2	.000	0-1	.000	0-0	.000	0	1	1	0.5	4	0	0	2	0	0	0	0.0						
03	DUCKETT, Kaydra	1-0	3	3.0	0-1	.000	0-0	.000	0-0	.000	0	0	0	0.0	1	0	0	0	0	0	0	0.0						
Team											20	21	41	1		4												
Total.....		12	2400	287-664		.432	40-153	.261	222-326	.681	139	335	474	39.5	211	1	141	198	72	102	836	69.7						
Opponents.....		12	2400	275-759		.362	56-175	.320	140-186	.753	165	276	441	36.8	282	10	123	193	50	92	746	62.2						

TEAM STATISTICS

	SC	OPP
SCORING	836	746
Points per game	69.7	62.2
Scoring margin	+7.5	-
FIELD GOALS-ATT	287-664	275-759
Field goal pct	.432	.362
3 POINT FG-ATT	40-153	56-175
3-point FG pct	.261	.320
3-pt FG made per game	3.3	4.7
FREE THROWS-ATT	222-326	140-186
Free throw pct	.681	.753
F-Throws made per game	18.5	11.7
REBOUNDS	474	441
Rebounds per game	39.5	36.8
Rebounding margin	+2.8	-
ASSISTS	141	123
Assists per game	11.8	10.3
TURNOVERS	198	193
Turnovers per game	16.5	16.1
Turnover margin	-0.4	-
Assist/turnover ratio	0.7	0.6
STEALS	102	92
Steals per game	8.5	7.7
BLOCKS	72	50
Blocks per game	6.0	4.2
ATTENDANCE	110923	38698
Home games-Avg/Game	7-15846	4-9170
Neutral site-Avg/Game	-	1-2020

Date	Opponent		Score	Att.
11/13/15	#6/10 OHIO STATE	w	88-80	16815
@ 11/27/15	vs #16/18 Arizona State	w	60-58	2020
12/06/15	#14/13 DUKE	w	66-55	16429
* 01/10/16	#20/- MISSOURI	w	83-58	15934
* 01/14/16	at #9/9 Kentucky	w	73-62	5527
* 01/17/16	#15/11 TEXAS A&M	w	59-58	15406
* 01/24/16	at #10/10 Mississippi State	w	57-51	10626
* 01/31/16	at #10/10 Texas A&M	w	70-63	8511
* 02/04/16	#18/18 KENTUCKY	w	78-68	15015
02/08/16	#1/1 UCONN	L	54-66	18000
* 02/11/16	#16/19 FLORIDA	w	86-71	13324
* 02/15/16	at #24/- Tennessee	w	62-56	12014

* = Conference game

@ = Rainbow Wahine Showdown (Honolulu, Hawaii)

< = Carolinas Challenge (Myrtle Beach, S.C.)

Score by Periods	1st	2nd	3rd	4th	Totals
#3/2 South Carolina	173	195	207	261	836
Opponents	171	179	190	206	746



2015-16 South Carolina Basketball
#3/2 South Carolina Combined Team Statistics (as of Feb 22, 2016)
Conference games



RECORD:	OVERALL	HOME	AWAY	NEUTRAL
ALL GAMES	14-0	7-0	7-0	0-0
CONFERENCE	14-0	7-0	7-0	0-0
NON-CONFERENCE	0-0	0-0	0-0	0-0

##	Player	gp-gs	min	avg	Total		3-Point		F-Throw		Rebounds				pf	dq	a	to	blk	stl	pts	avg								
					fg-fga	fg%	3fg-fga	3fg%	ft-fga	ft%	off	def	tot	avg																
22	WILSON, A'ja	14-14	405	28.9	84-163	.515	0-0	.000	62-87	.713	42	83	125	8.9	37	0	22	35	47	9	230	16.4								
25	MITCHELL, Tiffany	14-14	432	30.9	69-168	.411	22-70	.314	54-65	.831	10	24	34	2.4	28	0	39	36	2	25	214	15.3								
41	COATES, Alaina	14-14	416	29.7	61-89	.685	0-0	.000	36-64	.563	32	127	159	11.4	37	0	25	22	10	17	158	11.3								
05	SESSIONS, Khadijah	14-14	407	29.1	33-69	.478	13-29	.448	37-60	.617	9	30	39	2.8	34	1	30	21	2	28	116	8.3								
23	ROY, Tina	14-2	322	23.0	36-102	.353	33-87	.379	4-9	.444	5	16	21	1.5	4	0	35	17	0	11	109	7.8								
01	CUEVAS, Bianca	13-0	212	16.3	18-64	.281	4-21	.190	13-18	.722	4	12	16	1.2	13	0	23	24	0	15	53	4.1								
04	CLINEY, Donyiah	12-3	146	12.2	13-34	.382	2-8	.250	11-18	.611	4	9	13	1.1	18	0	10	15	0	7	39	3.3								
24	IMOVBIQH, Sarah	14-0	163	11.6	19-39	.487	0-0	.000	2-11	.182	31	26	57	4.1	27	0	3	14	2	2	40	2.9								
40	WHITE, Jatarie	12-0	135	11.3	10-24	.417	0-2	.000	13-22	.591	11	18	29	2.4	19	0	3	9	3	4	33	2.8								
31	DOZIER, Asia	9-9	149	16.6	4-21	.190	3-15	.200	3-4	.750	2	8	10	1.1	9	0	17	13	1	2	14	1.6								
03	DUCKETT, Kaydra	1-0	7	7.0	0-0	.000	0-0	.000	0-0	.000	0	2	2	2.0	2	0	0	2	0	1	0	0.0								
44	FARMER, India	2-0	6	3.0	0-0	.000	0-0	.000	0-0	.000	0	1	1	0.5	0	0	0	0	0	0	0	0.0								
Team											23	28	51		1		2													
Total.....		14	2800		347-773	.449	77-232	.332	235-358	.656	173	384	557	39.8	229	1	207	210	67	121	1006	71.9								
Opponents.....		14	2800		302-840	.360	55-233	.236	138-190	.726	165	302	467	33.4	315	13	155	215	42	93	797	56.9								

TEAM STATISTICS	SC	OPP	Date	Opponent	Score	Att.
SCORING	1006	797	* 01/03/16	ARKANSAS	w 85-32	13407
Points per game	71.9	56.9	* 01/07/16	at Vanderbilt	w 71-61	2547
Scoring margin	+14.9	-	* 01/10/16	#20/- MISSOURI	w 83-58	15934
FIELD GOALS-ATT	347-773	302-840	* 01/14/16	at #9/9 Kentucky	w 73-62	5527
Field goal pct	.449	.360	* 01/17/16	#15/11 TEXAS A&M	w 59-58	15406
3 POINT FG-ATT	77-232	55-233	* 01/21/16	at Auburn	w 74-58	2419
3-point FG pct	.332	.236	* 01/24/16	at #10/10 Mississippi State	w 57-51	10626
3-pt FG made per game	5.5	3.9	* 01/28/16	OLE MISS	w 81-62	14313
FREE THROWS-ATT	235-358	138-190	* 01/31/16	at #10/10 Texas A&M	w 70-63	8511
Free throw pct	.656	.726	* 02/04/16	#18/18 KENTUCKY	w 78-68	15015
F-Throws made per game	16.8	9.9	* 02/11/16	#16/19 FLORIDA	w 86-71	13324
REBOUNDS	557	467	* 02/15/16	at #24/- Tennessee	w 62-56	12014
Rebounds per game	39.8	33.4	* 02/18/16	GEORGIA	w 61-51	16186
Rebounding margin	+6.4	-	* 02/22/16	at Alabama	w 66-46	2679
ASSISTS	207	155				
Assists per game	14.8	11.1				
TURNOVERS	210	215				
Turnovers per game	15.0	15.4				
Turnover margin	+0.4	-				
Assist/turnover ratio	1.0	0.7				
STEALS	121	93				
Steals per game	8.6	6.6				
BLOCKS	67	42				
Blocks per game	4.8	3.0				
ATTENDANCE	103585	44323				
Home games-Avg/Game	7-14798	7-6332				
Neutral site-Avg/Game	-	0-0				

* = Conference game
 @ = Rainbow Wahine Showdown (Honolulu, Hawaii)
 < = Carolinas Challenge (Myrtle Beach, S.C.)

Score by Periods	1st	2nd	3rd	4th	Totals
#3/2 South Carolina	192	253	268	293	1006
Opponents	157	182	207	251	797



2015-16 South Carolina Basketball
#3/2 South Carolina Combined Team Statistics (as of Feb 22, 2016)
All games



RECORD:	OVERALL	HOME	AWAY	NEUTRAL
ALL GAMES	26-1	13-1	10-0	3-0
CONFERENCE	14-0	7-0	7-0	0-0
NON-CONFERENCE	12-1	6-1	3-0	3-0

##	Player	gp-gs	min	avg	Total		3-Point		F-Throw		Rebounds			pf	dq	a	to	blk	stl	pts	avg	
					fg-fga	fg%	3fg-fga	3fg%	ft-fga	ft%	off	def	tot									
22	WILSON, A'ja	25-25	682	27.3	161-303	.531	0-0	.000	95-135	.704	74	149	223	8.9	63	1	35	54	79	18	417	16.7
25	MITCHELL, Tiffany	27-27	826	30.6	126-309	.408	46-134	.343	98-118	.831	26	52	78	2.9	49	0	65	69	6	45	396	14.7
41	COATES, Alaina	27-26	728	27.0	128-193	.663	0-0	.000	63-116	.543	70	206	276	10.2	69	0	29	45	35	30	319	11.8
05	SESSIONS, Khadijah	27-27	718	26.6	56-122	.459	16-42	.381	56-90	.622	18	55	73	2.7	63	1	66	39	2	52	184	6.8
01	CUEVAS, Bianca	26-0	446	17.2	55-160	.344	10-51	.196	40-55	.727	7	35	42	1.6	26	0	43	45	2	30	160	6.2
23	ROY, Tina	27-12	568	21.0	55-171	.322	51-145	.352	4-9	.444	8	34	42	1.6	10	0	66	28	1	14	165	6.1
24	IMOVBIQH, Sarah	27-3	375	13.9	52-87	.598	0-0	.000	22-49	.449	67	72	139	5.1	44	0	6	22	3	8	126	4.7
04	CLINEY, Doniyah	13-3	166	12.8	14-37	.378	3-10	.300	12-20	.600	4	9	13	1.0	20	0	11	16	0	7	43	3.3
40	WHITE, Jatarie	25-0	330	13.2	27-73	.370	0-3	.000	27-43	.628	23	57	80	3.2	47	0	13	18	11	6	81	3.2
31	DOZIER, Asia	21-12	345	16.4	22-64	.344	12-42	.286	10-12	.833	4	18	22	1.0	16	0	41	25	1	7	66	3.1
00	COLLEY, Shay	11-0	142	12.9	11-31	.355	3-12	.250	5-8	.625	8	12	20	1.8	18	0	13	16	1	7	30	2.7
03	DUCKETT, Kaydra	8-0	55	6.9	4-9	.444	1-3	.333	0-0	.000	1	7	8	1.0	8	0	5	4	1	3	9	1.1
44	FARMER, India	5-0	19	3.8	0-4	.000	0-3	.000	0-0	.000	1	3	4	0.8	2	0	0	0	2	0	0	0.0
Team											45	53	98		1		9					
Total.....		27	5400		711-1563	.455	142-445	.319	432-655	.660	356	762	1118	41.4	436	2	393	390	144	227	1996	73.9
Opponents.....		27	5400		568-1620	.351	121-442	.274	276-397	.695	324	575	899	33.3	593	21	286	413	87	187	1533	56.8

TEAM STATISTICS	SC	OPP	Date	Opponent	Score	Att.
SCORING	1996	1533	11/13/15	#6/10 OHIO STATE	w 88-80	16815
Points per game	73.9	56.8	11/15/15	UNCG	w 92-44	13607
Scoring margin	+17.1	-	11/18/15	at Clemson	w 67-41	1030
FIELD GOALS-ATT	711-1563	568-1620	11/22/15	at UCLA	w 68-65	2018
Field goal pct	.455	.351	@ 11/27/15	vs #16/18 Arizona State	w 60-58	2020
3 POINT FG-ATT	142-445	121-442	@ 11/28/15	vs CSU Bakersfield	w 90-71	2152
3-point FG pct	.319	.274	@ 11/29/15	at Hawaii	w 67-51	2073
3-pt FG made per game	5.3	4.5	12/06/15	#14/13 DUKE	w 66-55	16429
FREE THROWS-ATT	432-655	276-397	12/13/15	WINTHROP	w 86-37	13409
Free throw pct	.660	.695	12/16/15	HAMPTON	w 86-48	12117
F-Throws made per game	16.0	10.2	< 12/20/15	vs East Carolina	w 88-57	0
REBOUNDS	1118	899	12/22/15	ELON	w 78-63	13670
Rebounds per game	41.4	33.3	* 01/03/16	ARKANSAS	w 85-32	13407
Rebounding margin	+8.1	-	* 01/07/16	at Vanderbilt	w 71-61	2547
ASSISTS	393	286	* 01/10/16	#20/- MISSOURI	w 83-58	15934
Assists per game	14.6	10.6	* 01/14/16	at #9/9 Kentucky	w 73-62	5527
TURNOVERS	390	413	* 01/17/16	#15/11 TEXAS A&M	w 59-58	15406
Turnovers per game	14.4	15.3	* 01/21/16	at Auburn	w 74-58	2419
Turnover margin	+0.9	-	* 01/24/16	at #10/10 Mississippi State	w 57-51	10626
Assist/turnover ratio	1.0	0.7	* 01/28/16	OLE MISS	w 81-62	14313
STEALS	227	187	* 01/31/16	at #10/10 Texas A&M	w 70-63	8511
Steals per game	8.4	6.9	* 02/04/16	#18/18 KENTUCKY	w 78-68	15015
BLOCKS	144	87	02/08/16	#1/1 UCONN	L 54-66	18000
Blocks per game	5.3	3.2	* 02/11/16	#16/19 FLORIDA	w 86-71	13324
ATTENDANCE	207632	53616	* 02/15/16	at #24/- Tennessee	w 62-56	12014
Home games-Avg/Game	14-14831	10-4944	* 02/18/16	GEORGIA	w 61-51	16186
Neutral site-Avg/Game	-	3-1391	* 02/22/16	at Alabama	w 66-46	2679

Score by Periods	1st	2nd	3rd	4th	Totals
#3/2 South Carolina	437	484	529	546	1996
Opponents	349	354	405	425	1533

* = Conference game

@ = Rainbow Wahine Showdown (Honolulu, Hawaii)

< = Carolinas Challenge (Myrtle Beach, S.C.)