



SOUTH CAROLINA BASKETBALL

@GamecockMBB | #Gamecocks | GamecocksOnline.com | #HereSC

SOUTH CAROLINA (16-15, 6-12 SEC) vs. OLE MISS (20-11, 11-7 SEC)

Thurs., March 12 • Bridgestone Arena (19,395) • Nashville, Tenn. • 9:30 p.m. ET

2014-15 SCHEDULE

DATE	OPPONENT	TIME/BROADCAST
O. 26	Benedict +	W, 92-47
N. 14	North Florida	W, 81-56
N. 18	RV/RV Baylor \$	L, 69-65
N. 20	vs. Cornell %	W, 69-45
N. 21	vs. Charlotte %	L, 65-63
N. 23	vs. Akron %	L, 68-63
N. 26	UNC Asheville	W, 89-75
D. 1	at Marshall	W, 77-59
D. 6	RV/RV Oklahoma State !	W, 75-49
D. 19	Clemson	W, 68-45
D. 21	Coker	W, 78-52
D. 30	North Carolina A&T	W, 91-54
J. 3	vs. No. 9/9 Iowa State & Florida*	W, 64-60
J. 7	at Ole Miss*	L, 72-68
J. 10	at Ole Miss*	L, 65-49
J. 13	RV/RV Alabama*	W, 68-66
J. 17	at Auburn*	L, 71-68
J. 20	RV/- Tennessee*	L, 66-62
J. 24	No. 1/1 Kentucky*	L, 58-43
J. 28	at RV/RV LSU*	L, 64-58
J. 31	RV/RV Georgia*	W, 67-50
F. 3	at (RV/RV) Arkansas*	L, 75-55
F. 7	at Vanderbilt*	L, 65-50
F. 10	Missouri*	W, 65-60
F. 14	at No. 1/1 Kentucky*	L, 77-43
F. 17	at Georgia*	W, 64-58
F. 21	(RV/RV) Texas A&M*	L, 62-52
F. 24	at Alabama*	L, 59-51
F. 28	Mississippi State*	W, 81-68
M. 5	No. 18/18 Arkansas*	L, 78-74
M. 7	at Tennessee*	W, 60-49
M. 11	vs. Missouri ^	W, 63-54
M. 12	vs. Ole Miss ^	9:30 p.m./SECN

All home games in **bold** | All times listed Eastern
 * indicates SEC contest | + indicates exhibition | FSN - Fox Sports | SECN+ - SEC Network + | SECN - SEC Network | CBSSN - CBS Sports Network | \$ - ESPN College Hoops Marathon (Columbia, S.C.) | % - Charleston Classic (Charleston, S.C.) | ! - SEC/Big 12 Challenge (Columbia, S.C.) | & Brooklyn Hoops Presents (Brooklyn, N.Y.) | ^ - 2015 SEC Tournament (Nashville, Tenn.)

GAME INFORMATION

Game Date: Thursday, March 12, 2015
Game Time: 9:30 p.m. ET
Arena: Bridgestone Arena (19,395)
Broadcast: SEC Network
Talent: Dave Neal (pxp), Darrin Horn (analyst), Kaylee Hartung (analyst)
Radio: Gamecock Radio Network
Talent: Andy Demetra (pxp), Casey Manning (analyst)
Sirius: 93; **XM:** 190
Live Stats: GamecocksOnline.com
Tickets: SECSports.com
Series: Ole Miss leads 18-15
Last Meeting: 65-49 Ole Miss win, Jan. 10, 2015, in Oxford, Miss.



SEC Tournament Seed: 11th
Head Coach: Frank Martin (FIU, '93)
Record At Carolina: 44-53 (3rd season)
Career Record: 161-107 (8th season)
Record vs. Ole Miss: 1-4

Top scorer: Notice (11.4)
Top rebounder: Carrera (5.6)
Top assist maker: Johnson (3.5)
Media Relations: Emily Feeney
Twitter: @GamecockMBB

GAMECOCKS



SEC Tournament Seed: 6th
Head Coach: Andy Kennedy (UAB '91)
Record At UM: 191-112 (9th)
Career Record: 212-130 (10th)
Record vs. S. Carolina: 6-5

Top scorer: Moody (16.6)
Top rebounder: Newby (5.0)
Top assist maker: Summers (4.7)
Media Relations: Daniel Snowden
Twitter: @OleMissMBB

REBELS

PROBABLE STARTERS

South Carolina	Ht.	Wt.	Yr.	Hometown	PPG	RPG	MPG
G - #10 Duane Notice	6-2	221	So.	Woodbridge, Ontario	11.4	2.7	29.7
G - #0 Sindarius Thornwell	6-5	206	So.	Lancaster, S.C.	11.2	4.8	30.4
G - #4 Tyrone Johnson	6-3	195	Sr.	Plainfield, N.J.	9.9	2.8	30.0
F - #14 Laimonas Chatkevicius	6-11	251	Jr.	Klaipeda, Lithuania	8.6	5.2	22.4
F - #24 Michael Carrera	6-5	212	Jr.	Anzoátegui, Venezuela	6.8	5.6	20.6

Ole Miss	Ht.	Wt.	Yr.	Hometown	PPG	RPG	MPG
G - #10 LaDarius White	6-6	205	Sr.	McComb, Miss.	10.9	3.1	23.8
G - #32 Jarvis Summers	6-3	186	Sr.	Jackson, Miss.	12.3	1.7	29.1
G - #3 Terence Smith	6-4	195	Sr.	Russellville, Ala.	4.1	1.3	16.4
F - #4 M.J. Rhett	6-9	240	Sr.	Columbia, S.C.	7.1	4.7	22.2
F - #34 Aaron Jones	6-9	230	Sr.	Gautier, Miss.	3.3	2.5	13.2

TODAY'S GAME

South Carolina posted a 63-54 victory over 14th-seed Missouri on Wednesday night to advance to tonight's second-round matchup vs. sixth-seeded Ole Miss. The Rebels won the only regular-season meeting between the two schools, 65-49 on Jan. 10. Thursday's contest will be broadcast on the SEC Network with Dave Neal (pxp), Darrin Horn (analyst) and Kaylee Hartung (sideline) on the call.



GAME STORYLINES

- South Carolina is in its 107th season of varsity basketball in 2014-15.
- The Gamecocks are led by third-year head coach Frank Martin. His associate head coach is Matt Figger, his assistant coaches are Perry Clark and Lamont Evans, and his director of operations is Andy Assaley.
- The 11th-seeded Gamecocks posted a 63-54 victory over Missouri on Wednesday night in the opening round of the 2015 SEC Tournament behind 18 points from sophomore guard Sindarius Thornwell. Thornwell hit a season high, and matched a career high with four made 3s in the contest. The Gamecock defense allowed the Tigers to hit just 36.0% (18-50) from the field, compared to a solid effort from Carolina, connecting on 45.7% (21-46) in the win.
- The Gamecocks are 3-4 all-time vs. Ole Miss in SEC Tournament play. Thursday's matchup will be the first in the postseason event between the two schools since 2011 when the Rebels posted a 66-55 victory. That contest was played in Atlanta at the Georgia Dome.
- South Carolina has won three of its last four games - vs. Mississippi State (Feb. 28), at Tennessee (March 7) and vs. Missouri (March 11). The loss in the stretch came against 18th-ranked Arkansas (March 5).
- Sophomore forward Reggie Theus Jr. will not be available for games at the SEC Tournament due to a concussion.



SOUTH CAROLINA GAMECOCKS

Overall: 16-15; SEC: 6-12; Home: 10-6; Away: 3-7; Neutral: 3-2

0		SINDARIUS THORNWELL - So. - G - 6-5 - 215 - Lancaster, S.C. MIN PTS RBS AST FG% 3FG% FT% 30.4 11.2 4.8 2.1 34.1 27.0 72.7	<ul style="list-style-type: none"> Scored 10 points with two assists vs. Arkansas on March 5 Team high 18 points in SEC Tourney win vs. Mizzou, including season best four made 3s/also matched season high with six assists vs. Tigers Last 5 games: 9.8 points, 3.2 rebounds, 3.0 assists, 1.2 steals per game
1		MARCUS STROMAN - Fr. - G - 6-2 - 183 - Columbia, S.C. MIN PTS RBS AST FG% 3FG% FT% 20.6 4.4 2.8 3.3 37.0 11.1 63.9	<ul style="list-style-type: none"> DNP vs. Missouri, at Kentucky, at Georgia or vs. Texas A&M due to a throat infection/returned at Alabama, two assists in 14 minutes DNP vs. Miss. State due to recurrence of infection/Returned vs. Ark. 5-of-5 from the free throw line in SEC Tourney win vs. Missouri
4		TYRONE JOHNSON - Sr. - G - 6-3 - 195 - Plainfield, N.J. MIN PTS RBS AST FG% 3FG% FT% 30.0 9.9 2.8 3.5 37.4 29.7 82.2	<ul style="list-style-type: none"> Ranks third in the league in FT%, 82.2% (88-107) Career high 28 points, career highs 13-of-15 FT, vs. Miss. State; third-career 20-point game Scored team high 18 points, with six assists and 3 steals vs. Ark. (3/5) Last 5 games: 13.0 points, 2.8 rebounds, 4.4 assists, 1.4 steals per game
5		TEMARCUS BLANTON - Fr. - G - 6-5 - 209 - Locust Grove, Ga. MIN PTS RBS AST FG% 3FG% FT% - - - - - - -	<ul style="list-style-type: none"> Out for the season after suffering a hip injury which required surgery Averaged 20.2 points and 8.0 rebounds per game as a senior when he helped lead his team to its first region tournament championship victory and state tournament victory
10		DUANE NOTICE - So. - G - 6-2 - 212 - Woodbridge, Ontario MIN PTS RBS AST FG% 3FG% FT% 29.7 11.4 2.7 2.8 37.9 35.3 76.5	<ul style="list-style-type: none"> Scored nine points in SEC Tourney win vs. Missouri, also dishing five assists Has 18 double-figure scoring games this season Last 5 games: 12.8 points, 3.0 rebounds, 4.0 assists, 0.8 steals per game Has hit 15-of-34 from 3 in last 5 games, 44.1%
-		AUSTIN CONSTABLE - Jr. - G - 5-11 - 178 - West Chester, Pa. MIN PTS RBS AST FG% 3FG% FT% - - - - - - -	<ul style="list-style-type: none"> Out for the season after suffering a knee injury. Saw action in three games last season, attempting one shot.
14		LAIMONAS CHATKEVICIUS - Jr. - F - 6-11 - 251 - Klaipeda, Lithuania MIN PTS RBS BLK FG% 3FG% FT% 22.4 8.6 5.2 1.4 51.4 32.0 72.9	<ul style="list-style-type: none"> Career high 18 points, with 9 rebounds at Alabama in 34 min Matched career high with 18 points, 9 rebs. vs. Miss. State 6 points, 5 rebs, 3 blocks vs. Arkansas (3/5) Last 5 games: 11.0 points, 5.4 rebounds, 1.6 blocks per game
15		REGGIE THEUS JR. - So. - F - 6-6 - 221 - Los Angeles, Calif. MIN PTS RBS AST FG% 3FG% FT% 2.4 0.5 0.2 0.0 40.0 0.0 0.0	<ul style="list-style-type: none"> Saw action vs. Cornell, collecting one steal Scored first basket of the season vs. UNC Asheville Saw action at Arkansas, one rebound Will not be available at the SEC Tournament due to a concussion
20		JUSTIN MCKIE - So. - G - 6-4 - 195 - Columbia, S.C. MIN PTS RBS AST FG% 3FG% FT% 11.6 3.1 1.7 0.3 36.5 26.5 81.0	<ul style="list-style-type: none"> Scored six points, with an assist, steal and block in win vs. NC A&T Six points and one block in 15 min vs. Florida Missed LSU, UGA, Ark, Vandy & Mizzou games due to concussion Returned vs. Kentucky
21		DEMETRIUS HENRY - So. - F - 6-9 - 226 - Miami, Fla. MIN PTS RBS BLK FG% 3FG% FT% 19.5 6.0 3.6 0.9 51.0 33.3 62.9	<ul style="list-style-type: none"> DNP play at LSU, vs. Georgia or at Arkansas due to a concussion Returned at Vandy, scored two points and one steal Scored five points at Kentucky Suspended for remainder of the regular season
24		MICHAEL CARRERA - Jr. - F - 6-5 - 212 - Anzoátegui, Venezuela MIN PTS RBS BLK FG% 3FG% FT% 20.6 6.8 5.6 0.7 42.6 31.3 73.3	<ul style="list-style-type: none"> DNP vs. UNC Asheville, Marshall & OK State due to a concussion 14 points and team high 9 rebounds vs. Arkansas on March 5 12 points, 6 rebounds in SEC Tourney win vs. Mizzou Last 5 games: 11.0 points, 6.4 rebounds per game
25		MINDAUGAS KACINAS - Jr. - F - 6-7 - 227 - Klaipeda, Lithuania MIN PTS RBS BLK FG% 3FG% FT% 21.5 6.3 5.2 0.4 57.1 33.3 72.9	<ul style="list-style-type: none"> Two points, 7 rebounds vs. A&M 7 points, 5 rebounds, matched season high with 3 assists vs. Ark. (3/5) 8 points and 5 rebounds off the bench in SEC Tourney win vs. Mizzou Last 5 games: 5.4 points, 3.6 rebounds per game
35		BRIAN STEELE - Jr. - F - 6-5 - 194 - Greenville, S.C. MIN PTS RBS AST FG% 3FG% FT% 8.5 1.7 0.6 0.4 23.4 23.7 1.000	<ul style="list-style-type: none"> Off the bench vs. Georgia, hit a 3 and posted a blocked shot in win Season high 20 minutes at Arkansas, two rebounds/Two 3s at Vandy 19 minutes vs. Mizzou, hit two 3s to match career high with 8 points 17 minutes at Kentucky
12		SHAMIEK SHEPPARD - Fr. - G - 6-6 - 225 - Brooklyn, N.Y. MIN PTS RBS AST FG% 3FG% FT% 6.9 1.6 1.6 0.1 27.8 1.000 0.0	<ul style="list-style-type: none"> Suffered a knee injury during the summer which required surgery DNP at Arkansas or at Vandy due to fluid on his knee Returned to lineup vs. Mizzou, scored two points with two steals Suspended for remainder of the regular season

INTERVIEW POLICIES

All interview requests must be made in advance to SID Emily Feeney in the South Carolina Media Relations Office. Beginning with the start of practice in October, Feeney will release a weekly coach and student-athlete availability schedule to media on Mondays.

Post-Game Interview Policy: After each home game, the visiting coach will address the media first, followed by South Carolina student-athletes then South Carolina head coach Frank Martin. (Depending on deadline, this may be altered on a game-by-game basis).

Road Interview Policy: Interviews with Coach Martin while on the road will be scheduled according to the home post-game media procedure. No student-athlete interviews are allowed until after the game once the team leaves Columbia.

All interviews are to be coordinated through the Media Relations Office. This allows the staff to arrange the interview when it best suits the student-athlete's and the reporter's schedules. Please contact the Media Relations Office in advance to make your interview requests. Media are not permitted to contact student-athletes on their own at any time.

All interviews will take place at the designated media interview site for that day as listed in the weekly availability schedule or in the Media Relations Office.

Dormitory, apartment and cell phone numbers for student-athletes will not be provided to the media. Should you need to conduct a telephone interview with a student-athlete, a call will be placed to you from the student-athlete at a mutually agreeable time.

SOUTH CAROLINA MEDIA RELATIONS

Emily Feeney, primary contact
Associate Director

cell: 803-727-3284

e-mail: efeeney@mailbox.sc.edu

Twitter: @EmilyFeeneySID

Website: www.GamecocksOnline.com

Facebook: www.Facebook.com/gamecocksonline

Twitter: @GamecockMBB

STAT COMPARISON

	SC	OLE MISS	NCAA Rank
Record	16-15	20-11	177/85
Conference Record	6-12	11-7	-
Current Streak	W2	L1	-
Scoring Avg.	65.3	73.1	224/47
Opponent Scoring Avg.	61.7	67.7	63/211
Scoring Margin	+3.5	+5.4	127/92
Field Goal %	.408	.429	294/204
Opponent Field Goal %	.388	.403	19/66
3-Point Field Goal %	.298	.338	329/200
Opponent 3-Point Field Goal %	.316	.350	59/221
3-Point Field Goal Made PG	5.4	6.5	268/163
3-Point Field Goal Attempts PG	18.1	19.1	215/130%
Free Throw %	.738	.777	28/3
Opponent Free Throw %	.711	.683	-
Rebounding Avg.	36.0	37.4	79/41
Opponent Rebounding Avg.	33.1	34.9	-
Rebounding Margin	+2.9	+2.5	74/96
Turnovers Avg.	13.0	11.0	222/42
Opponent Turnover Avg.	13.8	12.6	-
Assists Avg.	13.6	12.9	104/154
Blocks Avg.	4.3	3.6	74/146
Steals Avg.	6.3	6.6	165/126

% indicates total attempts

**** NCAA stats for games through March 10

BY THE NUMBERS

45.3%

The Gamecocks have hit 45.3 percent from the field in their last five games, including a 45.7% performance vs. Missouri on Wednesday night. The Gamecocks are 3-2 in the stretch.

13.3

Carrera leads a pack of four averaging double-figures thus far in the month of March (3 games) with 13.3 points per game. He has hit 68.2% from the field during the stretch and has 7.3 rebounds per outing.

73.8%

Over the course of the last five games, South Carolina is collecting an assist on 73.8% of its made baskets. For the season, Carolina's average is 60.4% on assists on makes.

109

Johnson's 109 assists thus far in 2014-15 are the most collected by a Gamecock since Devan Downey dished 108 assists during the 2009-10 campaign.

A SOUTH CAROLINA WIN WOULD ...

- Mark the second-straight season that the Gamecocks posted at least two wins in the SEC Tournament after not winning a contest in the previous five events.
- Give the Gamecocks 17 wins for the season, the most since posting 21 wins in 2008-09.
- Be Frank Martin's second win all-time against the Rebels.

- In the Jan. 10 matchup vs. the Rebels, the Gamecocks hit just 36.7% (18-49) from the field. Carolina out-scored Ole Miss 26-12 in the paint, but the Rebels held a 17-13 edge in points off of turnovers, and also a 10-4 upperhand in second-chance points.

- The Gamecocks concluded the regular season with an 11-point victory on the road at Tennessee on March 7. The win, Carolina's first in Knoxville since the 2002 campaign, broke a 15-game Volunteer win streak in the series between the two schools. Four Gamecocks recorded double-figures in that contest, including junior forward Michael Carrera who posted team highs with 14 points and seven rebounds. Senior guard Tyrone Johnson and sophomore guard Duane Notice each dished a team high five assists.

- South Carolina's six SEC wins in 2015 marked the most since the 2010 campaign (also six).

- South Carolina owns a 19-23 (.452) all-time record in the SEC Tournament, which includes two victories last season at the event in Atlanta. The first-round win versus Auburn in 2014 marked Carolina's first tourney win since the 2008 campaign, and with its second-round win over Arkansas, Carolina clinched multiple tournament wins for the first time since 2006.

- After Wednesday's win vs. Missouri, the Gamecocks own an 1-2 record all-time in SEC Tournament games played at Bridgestone Arena, and a 5-4 mark in games played in Nashville (Carolina is 4-2 in games played at the Sommet Center). The Tournament was last held in the Music City in 2013.

- The Gamecocks are 3-2 in neutral site games this season after the win vs. Missouri on Wednesday. Carolina was 1-2 in three games at the Charleston Classic in late November, posting a win vs. Cornell, and suffering losses to Charlotte and Akron. South Carolina rebounded with an impressive 64-60 upset win over then-No. 9 Iowa State at the Barclays Center on Jan. 3 in the non-conference finale.

- South Carolina has four victories this season over teams in the top 50 of the RPI (March 11) in Iowa State (11), Georgia (41, twice) and Oklahoma State (47).

- The Gamecocks have played 24 seasons of competition in the Southeastern Conference. Carolina owns a 144-246 (.369) all-time record in SEC play.

- Frank Martin owns a 65-71 (.477) all-time record in conference games.

- South Carolina battled back from a 20-point deficit to take an 11-point lead in the final minutes, but 18th-ranked Arkansas finished the March 5 game on an 8-1 run over the final two minutes and 30 seconds to close a 78-74 win over the Gamecocks. South Carolina shot an SEC season high 50.1 percent (25-49) in the contest.

- Johnson scored 18 points and matched an SEC season high with six assists to go along with three steals vs. the Razorbacks, but the senior floor general was sidelined for the final two minutes and 29 seconds of the game due to cramps in his legs.

- South Carolina snapped a two-game winless streak with a convincing 81-68 win over visiting Mississippi State on Feb. 28. The Gamecocks connected on 46.3 percent (25-54) of their attempts from the floor. Three were in double figures, but Johnson led the pack with a career high 28 points. He also had career numbers from the free throw line, hitting on 13-of-15 attempts. Junior forward Laimonas Chatkevicius shined again, hitting his career high for the second-straight contest with 18 points, while adding nine rebounds.

- Freshman guard Marcus Stroman returned for the Gamecocks at Alabama after missing the previous four games due to a throat infection. Stroman saw 14 minutes of action vs. the Crimson Tide. Stroman, however, was unavailable for the Mississippi State contest due to a recurrence of the throat infection. He returned again to the lineup vs. Arkansas, scoring five points and dishing two assists in 20 minutes off the bench.

- South Carolina suffered a 59-51 loss on the road at Alabama on Feb. 24, despite a career high 18 points and nine rebounds from junior forward Laimonas Chatkevicius. Sophomore guard Duane Notice added 16 points, including four 3s, but a late 10-3 run from the Crimson Tide secured the Alabama victory.

- Texas A&M led wire-to-wire in a 62-52 win over the Gamecocks in Columbia on Feb. 21. South Carolina hit just 27.1 percent (16-59) from the field in the contest. Junior forward Michael Carrera posted his highest scoring output of the season with 17 points, while he also collected nine rebounds. Notice dished a team high five assists, also collecting three steals in a career high 40 minutes played.

ASSOCIATED PRESS TOP 25

March 9, 2015

Rk.	Team	Record	Pts.
1	Kentucky (65)	31-0	1,625
2	Duke	28-3	1,544
3	Virginia	28-2	1,454
4	Villanova	29-2	1,444
5	Arizona	28-3	1,360
6	Wisconsin	28-3	1,344
7	Gonzaga	30-2	1,229
8	Maryland	26-5	1,103
9	Kansas	24-7	1,040
10	Northern Iowa	30-3	1,037
11	Notre Dame	26-5	1,026
12	Wichita St	28-4	797
13	Iowa State	22-8	786
14	Louisville	24-7	780
15	Oklahoma	21-9	772
16	Baylor	23-8	701
17	Utah	23-7	587
18	West Virginia	23-8	525
19	North Carolina	21-10	406
20	SMU	24-6	339
21	Arkansas	24-7	300
22	Butler	22-9	287
23	Georgetown	20-9	223
24	Davidson	23-6	99
25	Boise State	24-7	82

Others receiving votes: Oregon 69, Providence 63, Ohio State 40, BYU 18, Michigan St 15, LSU 8, Iowa 7, St. John's 6, San Diego St 3, Stephen F. Austin 2, Valparaiso 1, Dayton 1, North Florida 1, Purdue 1

Dropped from rankings: Ohio State 23, Providence 24, Murray St 25

USA TODAY COACHES TOP 25

March 9, 2015

Rk.	Team	Record	Pts.
1	Kentucky (32)	31-0	800
2	Duke	28-3	754
3	Villanova	29-2	716
4	Virginia	28-2	707
5	Wisconsin	28-3	686
6	Arizona	28-3	650
7	Gonzaga	30-2	611
8	Maryland	26-5	547
9	Notre Dame	26-5	518
10	Kansas	24-7	492
11	Northern Iowa	30-3	485
12	Wichita St	28-4	390
13	Louisville	24-7	386
14	Oklahoma	21-9	378
15	Iowa State	22-8	377
16	Baylor	23-8	318
17	Utah	23-7	300
18	West Virginia	23-8	241
19	North Carolina	21-10	186
20	Arkansas	24-7	167
21	SMU	24-6	162
22	Butler	22-9	138
23	Georgetown	20-9	99
24	Davidson	23-6	59
25	San Diego St	24-7	40

Others receiving votes: Providence 38, Boise State 30, Michigan St 21, Oregon 21, Ohio State 20, Stephen F. Austin 13, Purdue 8, Texas A&M 7, BYU 7, Murray St 6, LSU 6, Texas 6, Dayton 4, Valparaiso 4, Iowa 2

Dropped from rankings: Providence 23, Murray St 24, Ohio State 25



SOUTHEASTERN CONFERENCE STANDINGS

March 12

Team	Conference	Overall
Kentucky	18-0	31-0
Arkansas	13-5	24-7
Georgia	11-7	20-10
LSU	11-7	22-9
Texas A&M	11-7	20-10
Ole Miss	11-7	20-11
Vanderbilt	9-9	18-12
Florida	8-10	15-16
Alabama	8-10	18-13
Tennessee	7-11	15-15
South Carolina	6-12	16-15
Mississippi State	6-12	13-19
Auburn	4-14	13-19
Missouri	3-15	9-23

COACHES TELECONFERENCE

The weekly SEC men's basketball coaches teleconference will be held every Monday beginning Monday, Jan. 6 through Monday, March 9. The 14 Southeastern Conference men's head basketball coaches will be featured from 10:00 -11:38 a.m. (CT).

Media representatives wishing to participate in the teleconference should contact the SEC Media Relations Department for further details. Each coach will appear on the teleconference for seven minutes, according to the following schedule:

ORDER OF APPEARANCE

(All Times Eastern)

11:00 a.m.	Kevin Stallings, Vanderbilt
11:07 a.m.	Billy Donovan, Florida
11:14 a.m.	Frank Martin, South Carolina
11:21 a.m.	Mark Fox, Georgia
11:28 a.m.	Johnny Jones, LSU
11:35 a.m.	John Calipari, Kentucky
11:42 a.m.	Donnie Tyndall, Tennessee
11:49 a.m.	Mike Anderson, Arkansas
11:56 a.m.	Anthony Grant, Alabama
12:03 a.m.	Bruce Pearl, Auburn
12:10 a.m.	Andy Kennedy, Ole Miss
12:17 a.m.	Rick Ray, Miss. State
12:24 a.m.	Kim Anderson, Missouri
12:31 a.m.	Billy Kennedy, Texas A&M

In addition, the SEC men's basketball teams who make it to postseason will be on a teleconference on Monday, March 16 beginning at 10:00 a.m. CT.

All SEC basketball teleconferences can be listened to on the internet at www.secsports.com shortly after the conclusion of the teleconference.

CAROLINA BENCH PRODUCTION

GAME	SC-OPP	DIFF.	BENCH SCORER
North Florida	35-8	+27	Chatkevicius, 11
Baylor	14-11	+3	Stroman, 10
vs. Cornell	35-12	+23	Kacinas, 10
vs. Charlotte	19-11	+8	Kacinas, 11
vs. Akron	26-19	+7	Chatkevicius, 11
UNC Asheville	21-16	+5	McKie, 8
@Marshall	20-26	-5	McKie, 12
Okl. State	19-21	-2	Kacinas, 9
Clemson	19-12	+5	Carrera/Kacinas, 6
Coker	11-10	+1	Kacinas, 7
NC A&T	33-31	+2	Kacinas, 16
vs. Iowa State	12-15	-3	Carrera/Kacinas, 3
Florida	24-35	-11	Kacinas, 9
@Ole Miss	11-8	+3	Carrera, 5
Alabama	27-16	+11	Carrera, 12
@Auburn	11-17	-6	Kacinas, 5
Tennessee	22-13	+9	Carrera, 8
Kentucky	12-28	-16	Stroman, 5
@LSU	10-16	-6	Kacinas, 6
Georgia	16-3	+13	Kacinas, 6
@Arkansas	17-28	-11	Stroman, 10
@Vanderbilt	15-6	+9	Steele, 6
Missouri	32-19	+13	Chatkevicius, 13
@Kentucky	12-26	-14	Henry/Kacinas, 5
@Georgia	13-9	+4	Kacinas, 13
Texas A&M	7-6	+1	Steele, 3
@Alabama	0-8	-8	-
Miss. State	7-15	-8	Kacinas, 7
Arkansas	12-23	-11	Kacinas, 7
@Tennessee	7-10	-3	Kacinas, 5
vs. Missouri	15-26	-11	Kacinas, 8
vs. Ole Miss			
NCAA Tourney			

SPECIALTY STATS

(PP) points in paint; (OT) points off turnovers; (2nd) second chance points; (FB) fast break points

(South Carolina-Opponent)

GAME	PP	OT	2ND	FB
North Florida	42-14	16-10	11-5	11-5
Baylor	30-22	19-15	8-10	10-4
vs. Cornell	18-14	15-14	13-4	4-4
vs. Charlotte	30-24	18-10	6-7	6-0
vs. Akron	38-24	17-19	17-4	8-6
UNC Asheville	38-16	15-20	12-8	14-10
@Marshall	41-20	25-18	10-17	17-4
Okl. State	32-16	13-12	9-17	16-2
Clemson	28-20	13-14	10-13	7-2
Coker	50-20	19-13	16-17	12-4
NC A&T	42-14	21-14	17-12	14-12
vs. Iowa State	36-32	13-17	4-12	12-10
Florida	22-26	21-14	8-9	13-6
@Ole Miss	26-12	17-13	4-10	6-0
Alabama	34-24	14-23	21-6	9-4
@Auburn	30-24	14-20	9-13	4-7
Tennessee	36-26	20-14	17-9	15-5
Kentucky	14-24	6-21	13-4	2-12
@LSU	22-30	14-10	12-7	2-6
Georgia	24-12	25-4	7-7	10-4
@Arkansas	22-38	1-21	8-16	7-14
@Vanderbilt	16-28	11-11	4-7	2-3
Missouri	28-26	16-11	20-13	10-6
@Kentucky	16-34	10-12	3-14	0-4
@Georgia	20-28	12-11	16-16	0-4
Texas A&M	25-14	11-6	10-5	11-4
@Alabama	20-22	15-11	22-8	2-0
Miss. State	24-24	12-9	15-9	7-7
Arkansas	26-36	21-29	13-20	20-16
@Tennessee	28-14	20-13	5-17	6-5
vs. Missouri	16-26	20-4	9-13	2-2
vs. Ole Miss				
NCAA Tourney				
SC Total	874	484	349	259
SC Average	28.2	15.6	11.3	8.4
Opp Total	704	433	329	172
Opp Average	22.7	13.9	10.6	5.5

UNIVERSITY INFORMATION

Location.....	Columbia, S.C.
Founded.....	1801
Enrollment.....	31,964
Nickname.....	Gamecocks
Colors.....	Garnet (PMS 202) and Black
National Affiliation.....	NCAA Division I
Conference.....	Southeastern (SEC)
Athletics Web Address.....	www.GamecocksOnline.com
University Web Address.....	www.sc.edu
President.....	Dr. Harris Pastides
NCAA Representative.....	Dr. Zach Kelehear
Athletics Director.....	Ray Tanner
Basketball Administrator/Chief Operating Officer.....	Kevin O'Connell

BASKETBALL STAFF/INFORMATION

Head Coach.....	Frank Martin
Alma Mater.....	Florida International, '93
Record At South Carolina/Seasons.....	44-53 (.453), 3rd season
Overall Record/Seasons.....	161-107 (.600), 8th season
Assoc. Head Coach/Recruiting Coord.....	Matt Figger (Eastern Kentucky, '95)
Assistant Coach.....	Perry Clark (Gettysburg, '74)
Assistant Coach.....	Lamont Evans (Kansas State, '09)
Director of Basketball Operations.....	Andy Assaley (Cincinnati, '96)
Strength & Conditioning Coach.....	Scott Greenawalt (Muskingum College, '98)
Athletic Trainer.....	Mark Rodger (Buffalo, '01)
Video Coordinator.....	David Kiefer (Kansas State, '07)
Student-Athlete Development.....	Doug Edwards (Florida State, '07)
Associate Media Relations Director.....	Emily Feeney (Ball State, '03)
Home Arena.....	Colonial Life Arena
Capacity.....	18,000
Arena General Manager.....	Lexi Boone
Press Row Phone Number.....	803-777-6182

BASKETBALL HISTORY

First Year of Basketball.....	1908
All-Time Record.....	1,341-1,202-1 (.527)
Overall Postseason Record.....	25-18
NCAA Tournament Appearances.....	8 (1971, 1972, 1973, 1974, 1989, 1997, 1998, 2004)
NCAA Tournament Record.....	4-9
Last NCAA Tournament Appearance.....	2004, L vs. Memphis, 59-43
NIT Appearances.....	11 (1969, 1975, 1978, 1983, 1991, 1996, 2001, 2002, 2005, 2006, 2009)
NIT Record.....	21-9
Last NIT Appearance.....	2009, L vs. Davidson, 70-63
Conference Championships/Titles. SoCon Regular Season (1927, 1933, 1934, 1945); SoCon Tournament Champion (1933); ACC Regular Season (1970); ACC Champion (1971); SEC Regular Season (1997); SEC East Division Co-Champions (2009)	

TEAM INFORMATION

2013-14 Record.....	14-20
Southeastern Conference Record/Finish.....	5-13/13th
SEC Tournament Record.....	2-1
Postseason.....	None
Letterwinners Returning/Lost.....	11/4
Starters Returning/Lost.....	4/1
.....	<i>*based on final game starters from 2013-14 season</i>
Newcomers.....	3
Roster Breakdown.....	3 freshmen, 5 sophomores, 5 juniors, 1 senior

- South Carolina used stellar shooting and nine made 3s in the contest, to post a 64-58 road win at Georgia on Feb. 17. It was Carolina's first SEC road win of the season. Notice and senior guard Tyrone Johnson led the Gamecocks with 17 points each, with Johnson posting four 3s and Notice three. South Carolina hit 58.3 percent in the opening half to hold a 41-23 lead at halftime.

- South Carolina's nine made 3s at Georgia marked a season high in the category.

- The Gamecocks held Georgia to just 22.0 percent (11-50) from the field, including just a 4-of-25 (16.0%) mark in the second half in the Jan. 31 matchup. Both figures set new Gamecock records for lowest opponent field goal percentage in a single half and for a game in the SEC regular season. It is also the lowest field goal percentage by a Gamecock opponent since the addition of the 3-point basket in college basketball.

- South Carolina upset No. 9/9 Iowa State on Jan. 3 in a neutral site matchup vs. the Cyclones at the Barclays Center in Brooklyn, N.Y. Notice led three Gamecocks in double figures with 15 points, while Johnson and Thornwell posted 13 apiece. Thornwell notched six of those points in the final two minutes of the game, also collecting his lone steal of the contest to seal the win for Carolina.

- South Carolina received votes in both the AP and USA Today Coaches Top 25 Polls for the week of Jan. 5. It marked the first time that Carolina has received votes in the AP Poll since Jan. 2009, and the first time with votes in the Coaches Poll since March 2006.

A LOOK AT THE OFFENSE (entering SEC Tournament)

South Carolina shot very well in the non-conference portion of its schedule, hitting 45.7 percent from the field. That number fell during the early and mid portions of the SEC campaign. The Gamecocks hit just 37.2 percent from the field in league play overall, however, they found that offensive rhythm again in the final three games of conference play, averaging 49.3 percent from the field. Carolina registered two of their top three performances in league play, hitting 51.0 percent vs. Arkansas and an SEC season high 51.2 percent at Tennessee in the regular season finale.

A LOOK AT THE DEFENSE (entering SEC Tournament)

During the non-conference portion of its schedule, the Gamecocks held opponents to just 33.8 percent from the field, a number that ranked fourth nationally at the conclusion of non-conference play. South Carolina did not allow an opponent to hit over 45 percent from the field in non-league action. That number rose to 42.7 percent from opponents in league play, however, entering SEC Tournament play, South Carolina still ranks in the top 20 in field goal percentage defense in the nation for overall games. (19th/38.8%).

SCOUTING OLE MISS

The Rebels are 20-11 this season and finished the SEC campaign with an 11-7 record. Entering Tournament play, Ole Miss has lost three of its last four games, including an 86-77 loss to Vanderbilt in the regular-season finale at home last Saturday. Junior guard Stefan Moody ranks among SEC leaders with 16.6 points per game this season. Moody's 18.6 points per SEC game were tied for a league high. He was named to the All-SEC First Team earlier this week. Senior guard Jarvis Summers also provides double figures with 12.3 points per outing, while his 4.7 assists per game are also among league leaders. As a team, Ole Miss ranks third in the nation in free throw percentage, hitting 77.7 percent on the year. Moody is stellar from the line, as he has hit 145-of-159 attempts (91.2%) from the charity stripe. The Rebels are led by head coach Andy Kennedy in his ninth season.

OLE MISS SERIES

Ole Miss owns an 18-15 upperhand in the all-time series with the Gamecocks and has won four of the last five meetings, including three straight. The series is tied at 4-4 in neutral site games. Below is a breakdown of the last 10 meetings between the two schools:

MISSISSIPPI (15-18)

H: 10-2; A: 1-12; N: 4-4

F. 2, 2008	A	80-77	W	
J. 24, 2009	H	82-71	W	
J. 20, 2010	A	57-66		L
F. 22, 2011	H	79-73	W	
M. 10, 2011	N	55-66		L
J. 28, 2012	A	62-66		L
F. 20, 2013	H	63-62	W	
J. 18, 2014	H	74-75		L
F. 1, 2014	A	71-75		L
J. 10, 2015	A	49-65		L

BY THE #'S

64.4 - South Carolina averages 64.4 points per game in neutral site matchups this season. Sophomore guard Sindarius Thornwell leads the Gamecocks with 15.6 points per game in those contests.

61.9% - The Gamecocks hit 61.9% from the field in the first half at Tennessee on March 7, connecting on 13-of-21 attempts. It marked the highest mark in a half for Carolina since hitting 62.5% (15-24) in the second half vs. Longwood in the 2013-14 season opener.

14-8 - South Carolina is 14-8 this season when forcing at least 12 turnovers.

73.8% - South Carolina ranks second in the SEC (overall games), hitting 73.8% (461-625) from the free throw line this season. That number currently ranks tied for second all-time in Carolina history. The 1971 squad holds the school record, as it hit 74.3% (635-855) from the charity stripe.

18 - Junior forward Laimonas Chatkevicius posted a career high 18 points at Alabama on Feb. 24 and hit the same mark on Feb. 28 vs. Mississippi State. He hit 7-of-12 attempts from the floor and was a perfect 4-of-4 at the free throw line vs. the Crimson Tide, and connected on 8-of-13 attempts from the floor vs. the Bulldogs.

4th - South Carolina ranks fourth in the SEC in average home attendance, as an average of 11,520 fans attend Carolina home games this season.

61.7 - South Carolina ranks third in scoring defense in the SEC (overall games), as opponents average just 61.7 points per game.

21 - Sophomore guard Sindarius Thornwell has scored in double figures 21 times this season, which is a team high.

23 - Sophomore guard Duane Notice scored a then-career high 23 points vs. Auburn in the 2014 SEC Tournament. In three games last season at the event, Notice averaged 14.0 points per game.

CAROLINA TRENDS UNDER MARTIN

Gamecock trends under Frank Martin ...

- South Carolina is 25-26 when posting at least six made 3s in a game.

- The Gamecocks hit a season high nine made 3s in the Feb. 17 victory at Georgia.

- South Carolina is 33-20 when scoring more points in the paint than its opponent.

- The Gamecocks average 28.2 points in the paint compared to 22.7 per game by opponents this season. Carolina is 13-7 this season when scoring more points in the paint than opponents.

- South Carolina is 36-25 when holding its opponents to under 45 percent from the field.

- South Carolina did not allow a non-conference opponent this season to hit above 45 percent from the field, as Baylor was the closest at 44.7 percent. The Gamecocks are 13-8 this season when holding their opponent below 45 percent from the floor.

- South Carolina is 33-25 when out-rebounding its opponent.

- The Gamecocks are 11-8 this season when out-rebounding their opponent.

UP NEXT

The winner of the South Carolina vs. Ole Miss contest on Thursday will advance to play third-seeded Georgia on Friday night in the quarterfinals of the SEC Tournament. That contest will be broadcast on the SEC Network with a tip time of approximately 9:30 p.m. ET. The Gamecocks swept the season series vs. the Bulldogs, posting a 67-50 home win on Jan. 31, and a 64-58 victory at Stegeman Coliseum on Feb. 17.

SEC LEGEND -

JACK THOMPSON

Former Gamecock point guard Jack Thompson is South Carolina's 2015 SEC Legend. Thompson was an outstanding guard under legendary head coach Frank McGuire, playing from 1966 to 1968. He scored 686 points and finished his career with a 4.67 assists per game average. He was a two-time ACC All-Tournament Team selection (1967, 68) and was named second-team All-ACC in 1967. He also served as team captain for his final two seasons. Thompson is a native of Brooklyn, N.Y., and played professionally with the Indiana Pacers in the ABA following his collegiate career. In 1999, he was inducted into the South Carolina Athletics Hall of Fame.

"QUOTABLE"

"It's a typical post-season game where neither team refuses to give in. I knew Missouri was playing a lot better here coming down the stretch and I knew they were going to play their hearts out. It wasn't one of our most fluid games, but we fought, we competed. We didn't rebound at all today. That's something we've got to fix. We have all year, so it's not like it's a recurring problem. But we've got to fix that today. But like I told the guys in the locker room, we have been in that same situation many times in conference play and instead of protecting the lead, we figured out a way to give it away and Missouri fought, came back. And every time they kind of closed the gap, somebody would step up and make a play offensively, make a play defensively, to give us life." - *South Carolina head coach Frank Martin's opening statement after the SEC Tournament win vs. Missouri on March 11*

vs. MISSOURI NOTABLES (SEC TOURNAMENT)

- The 16 wins this season are the most since winning 21 in the 2008-09 campaign.

- This win was the team's first-ever SEC tournament win at Bridgestone Arena in Nashville. It was also the first tournament meeting between the two schools. Only two schools remain that the Gamecocks have not faced in tournament play (Texas A&M, Vanderbilt).

- Missouri owned a 36-26 advantage in rebounds, 15-7 in offensive rebounds alone. The disparity in offensive rebounds is the largest Carolina has seen all season, and it is the team's fourth win of the year when being out-rebounded overall.

- The 18 points for Sindarius Thornwell are the most by the sophomore since scoring 20 at Kentucky on Feb. 14. He has led the team in scoring ten times this season.

- Michael Carrera has come in to the month of March like a lion. The junior forward is averaging 13.3 points and 7.3 rebounds in three games so far and has as more double-digit scoring games (4) since Feb. 21 than he had in the previous 26 contests.

@ TENNESSEE NOTABLES

- The 15 wins for the season and six SEC wins are the most since the 2009-10 season.

- The road win snaps a 15-game losing streak overall to the Volunteers, and the first win at Thompson-Boling since 2002. The last win in the series came in 2007.

- Michael Carrera led the team in scoring and rebounding with 14 and seven, respectively. It is his third double-digit scoring effort in the last five games, and sixth for the season.

- The offensive had 16 assists on 21 baskets, and four players with two or more assists. Carolina is 10-2 when handling out 15 or more assists in a game so far this season.

ARKANSAS NOTABLES

- This is Arkansas' first win at South Carolina since February 20, 2001. It had lost the previous six meetings in Columbia.

- This is the fifth straight game that Duane Notice has made three or more 3-pointers in a game and ninth out of the last 11 games that he has reached that mark.

- Marcus Stroman returned to action after missing another game due to a recurring illness that had kept him out for two weeks in mid-February.

- Tyrone Johnson led the team in scoring for the eighth time this season, and third time in the last five games.

- Despite facing a run-and-gun offense, Carolina set a new season high in fast-break points with 20. It forced 12 turnovers and scored 21 points directly off them.

MISSISSIPPI STATE NOTABLES

- Rookie guard Marcus Stroman missed Saturday's game after experiencing recurring symptoms of a throat infection.

- Junior forward Laimonas Chatkevicius hit his career high for the second straight game with 18 points vs. Mississippi State. Also for the second straight game, he came just one rebound shy of a double-double, collecting nine.

- Senior guard Tyrone Johnson scored a career high 28 points, marking his third-career 20-point outing. Johnson scored 22 of those points in the second half, fueled by an 11-of-12 effort from the free throw line.

- South Carolina's 81 points vs. Mississippi State was the most in an SEC game this season, and the most since scoring 91 vs. NC A&T on Dec. 30.

- Sophomore guard Duane Notice dished a team high five assists to go along with 13 points vs. the Bulldogs. The five assists marked the fourth time this season he has hit the mark, and his 13 points marked his 16th double-figure scoring game of the year and the fourth-straight game he has reached double-digits.

@ALABAMA NOTABLES

- Rookie guard Marcus Stroman returned for the court for the Gamecocks on Tuesday night after missing the previous four games due to a throat infection.

- The South Carolina bench was held scoreless in the game, and attempted only three shots. The team's previous low for the season was seven in the Texas A&M game on Saturday.

- Laimonas Chatkevicius set a new career high with 18 points, hitting 7-of-12 field goals and all four free throws. It is his 11th double-digit scoring effort of the season, and fourth in league play. If you add up those 11 games, it surpasses his scoring total in 23 games as a freshman in 2012-13.

- Duane Notice hit four 3-pointers in the second half alone en route to 16 points for the game. He has five games this season with three or more makes from deep, and this is the first time he has reached the mark in a losing effort.

TEXAS A&M NOTABLES

- South Carolina hosted its annual Legends Weekend this weekend welcoming back Gamecock greats. Those in attendance were honored at halftime on the arena floor.

- Freshman guard Marcus Stroman missed his fourth-straight game due to a throat infection.

- Danuel House's 25 points were the most by an SEC opponent so far this season, surpassing KT Harrell's 24 in the Auburn game. The current high by any Carolina opponent this season is 30, by UNC Asheville's Andrew Rowsey.

- Laimonas Chatkevicius recorded his third double-digit rebounding game of the season, pulling down 11 in 25 minutes of action.

GAMECOCKS IN THE POLLS

South Carolina received votes in both the AP and USA Today Coaches Top 25 Polls for the week of Jan. 5 after their 9-3 non-conference record, capped by an upset win over No. 9/9 Iowa State on Jan. 3. The Gamecocks appear in the AP poll votes for the first time since Jan. 2009, and in the Coaches poll votes for the first time since March 2006.

THORNWELL SEC PLAYER OF THE WEEK

Sophomore guard Sindarius Thornwell was named SEC Player of the Week on Jan. 5 after averaging 12 points, 6.5 rebounds and two assists as the Gamecocks downed North Carolina A&T and No. 9 Iowa State. It was the first conference player of the week honor for the Lancaster, S.C., native. He earned SEC Freshman of the Week honors three times last season. Thornwell opened the week posting 11 points, five rebounds and two steals, while matching a season high with four assists, and a career high with two blocks vs. North Carolina A&T. He followed that up with 13 points and eight rebounds against No. 9 Iowa State in the Barclays Center in Brooklyn, N.Y. Of those 13 points, ten would come in the second half, including six points in the final two minutes and a key steal to seal the win with 12 seconds left and the Cyclones looking to tie the game down 63-60. The win was Carolina's first over a top-10 opponent since 2010.

BREAKDOWN: IOWA STATE WIN

South Carolina's win vs. ninth-ranked Iowa State was the Gamecocks' first win over a top-10 opponent since Jan. 26, 2010, when Carolina defeated top-ranked Kentucky. It was also the Gamecocks' first neutral site win over a ranked opponent since defeating 14th-ranked Tennessee in the 2006 SEC Tournament. The win propelled South Carolina's RPI 43 points, from 129 to 86, and gave the Gamecocks a 9-3 record for non-conference play this season.

NOTICE SEC PLAYER OF THE WEEK

Sophomore guard Duane Notice was named the SEC co-Player of the Week on Dec. 8 after averaging 23.5 points, 4.5 rebounds and three assists in wins over Marshall and Oklahoma State the previous week. The weekly honor was the first of his career. Notice posted back-to-back 20-point performances for the first time in his career, including hitting a career high 27 points in a road win at Marshall. He hit over 50 percent from the field in both contests, including a 10-of-18 performance at Marshall, along with five rebounds, four assists and two steals. Notice scored 20 points against Oklahoma State, including 12 points in the second half, helping the Gamecocks to victory. Notice also connected for 3-of-6 from 3-point range vs. the Cowboys.

THORNWELL NAMED SECOND TEAM PRESEASON ALL-SEC

Sophomore guard Sindarius Thornwell was honored with selection to the Preseason All-SEC Second Team last Thursday, the first preseason honor of his career. The Lancaster, S.C., native started all 34 games as a freshman, averaging 13.4 points, 4.1 rebounds 3.0 assists and 1.2 steals in 29.6 minutes per game. After leading all SEC freshmen in scoring and assists in conference games, Thornwell was named to the SEC All-Freshman Team last spring.

2015 SEC TOURNAMENT

The 2015 edition of the SEC Tournament will be held in Nashville, Tenn., at Bridgestone Arena. The tournament was last held in the Music City in 2013. South Carolina owns a 4-4 record in Tournament games played in Nashville. The SEC Network will televise the first three days of the SEC Basketball Tournament (March 11-15), while the semifinals and championship game will be broadcast nationally on ESPN.

SHEPPARD RETURNS FROM INJURY

Freshman forward Shamiel Sheppard made his collegiate debut on Dec. 30 vs. North Carolina A&T, after missing the first 10 games of the season due to a knee injury suffered this summer which required surgery. Sheppard battled through the rehab process and was nearly a month ahead of his projected schedule for return. The Brooklyn, N.Y., native played in his second collegiate game at the Barclays Center in Carolina's upset win over No. 9/9 Iowa State on Jan. 3, scoring two points and collecting two rebounds.

DOZIER, SILVA SIGN WITH GAMECOCKS

University of South Carolina head men's basketball coach Frank Martin announced on Nov. 13 the signing of **P.J. Dozier** (G - 6-6 - 185 - Columbia, S.C. - Spring Valley High School) and **Chris Silva** (F - 6-8 - 205 - Roselle, N.J. - Roselle Catholic High School) to National Letters of Intent. The duo will join the Gamecocks for the 2015-16 campaign and both will have four years of eligibility beginning next fall. Below is a brief capsule and quote from Martin on each signee.

P.J. Dozier - G - 6-7 - 185 - Columbia, S.C. - Spring Valley High School

Noted as one of the top points guard in the nation and a guard that has a great feel for the game ... Rated the No. 21 prospect in the ESPN 100 and the No. 2 point guard ... Rated as the No. 26 prospect overall and the top prospect in the state according to 247sports.com ... Participated in the NBA Top 100 Camp ... Also participated in the 2012 USA Basketball fall minicamp and was invited to the U-18 US National Team training camp ... Father, Perry (1986-88), and uncle, Terry (1986-89), both played basketball at South Carolina ... Sister, Asia, plays for the Gamecock women's basketball team.

Martin on Dozier:

"I couldn't be happier that P.J. Dozier has decided to stay home. Sindarius Thornwell, Marcus Stroman and Justin McKie, those guys have opened the door for local kids to believe in what we do and for P.J. to believe in what those guys did and believe in what we did makes me extremely excited. A 6-7 guard, who is a point guard, who knows how to play off the ball. He has the ability, just like Chris (Silva) to be a tremendous defender. We are super excited for what those two guys will bring to the table. They complement our team in ways that we need and we are lucky to have both of them."

Chris Silva - F - 6-9 - 205 - Roselle, N.J. - Roselle Catholic High School

Noted as an explosive athlete, good shot blocker and rebounder ... A four-star prospect according to ESPN.com ... Rated the No. 5 prospect in the state and the 96th overall prospect in the ESPN 100 ... A four-star prospect according to 247sports.com, and the No. 4 prospect in the state ... Rated as the No. 21 power forward by 247sports.com ... Averaged 8.8 points, 9.8 rebounds and 2.1 blocks per game during junior season in 2013-14 ... Originally from Gabon.

Martin on Silva:

"Chris Silva is a 6-9 forward from New Jersey, who is an unbelievable athlete and fearless in how strong he plays. He can step out and shoot the basketball and block shots with the best of them. Chris is a tremendous young man who is fully committed to the Gamecocks. I couldn't be more excited to add him to our front line, and add his athleticism, toughness and shot-blocking ability."

DOZIER NAMED MCDONALD'S ALL-AMERICAN

South Carolina men's basketball signee P.J. Dozier was named to the roster for the 38th annual McDonald's All-American Games, as announced on ESPN Jan. 28. The men's game will take place on April 1, 2015, at the United Center in Chicago. Dozier is just the fourth South Carolina player to be selected to the squad, as the others include Dozier's uncle, Terry Dozier, South Carolina's all-time leading scorer BJ McKie, and Rolando Howell. It is Carolina's first McDonald's All-American signee since 2000.

SEC TOURNAMENT HISTORY

ALL-TIME RECORD: 19-23 (.452)

SEMIFINAL APPEARANCES: 6 (2-4)

FINALS APPEARANCES: 2 (0-2)

All-Time SEC Tournament Records Versus Opponents

	Record	Last Played
Alabama	2-4	2012, First Round, Loss
Arkansas	2-2	2014, Second Round, Win
Auburn	1-2	2014, First Round, Win
Florida	1-2	2006, Finals, Loss
Georgia	0-1	1997, Semis, Loss
Kentucky	2-3	2006, Semis, Win
LSU	3-0	2008, First Round, Win
Ole Miss	3-4	2011, First Round, Loss
Miss. State	2-2	2013, First Round, Loss
Missouri	1-0	2015, First Round, Win
Tennessee	2-3	2014, QF Round, Loss
Texas A&M	0-0	Never Played
Vanderbilt	0-0	Never Played

Year-By-Year SEC Tournament Record

Year	Seed	Round	Opponent	Result	Location
1992	E6	1st	Tennessee	L, 63-70	Birmingham
1993	E5	1st	Alabama	L, 87-79	Lexington
1994	E5	1st	Ole Miss	W, 80-57	Memphis
		2nd	Florida	L, 57-84	Memphis
1995	E5	1st	Auburn	L, 66-81	Atlanta
1996	E3	1st	LSU	W, 85-76	New Orleans
		2nd	Arkansas	L, 58-80	New Orleans
1997	E1	2nd	Alabama	W, 72-61	Memphis
		Semis	Georgia	L, 63-78	Memphis
1998	E2	2nd	Florida	W, 71-60	Atlanta
		Semis	Ole Miss	W, 87-77	Atlanta
		Finals	Kentucky	L, 56-86	Atlanta
1999	E6	1st	Ole Miss	L, 60-64	Atlanta
2000	E5	1st	Alabama	W, 69-59	Atlanta
		2nd	Tennessee	W, 75-68	Atlanta
2001	E5	1st	Miss. State	W, 69-62	Nashville
		2nd	Kentucky	L, 65-78	Nashville
2002	E6	1st	Ole Miss	W, 69-67	Atlanta
2nd		Kentucky	W, 70-57	Atlanta	
Semis		Alabama	L, 57-65	Atlanta	
2003	E4	1st	Ole Miss	L, 56-62	New Orleans
2004	E3	1st	Arkansas	W, 91-81	Atlanta
		2nd	LSU	W, 85-64	Atlanta
2005	E4	Semis	Kentucky	L, 63-78	Atlanta
		1st	Ole Miss	L, 52-53	Atlanta
2006	E5	1st	Miss. State	W, 59-44	Nashville
		2nd	Tennessee	W, 79-71	Nashville
2007	E6	Semis	Kentucky	W, 65-61	Nashville
		Finals	Florida	L, 47-49	Nashville
2008	E5	1st	Arkansas	L, 52-82	Atlanta
2009	E2	1st	LSU	W, 77-73	Atlanta
		2nd	Tennessee	L, 87-89	Atlanta
2010	E5	2nd	Miss. State	L, 68-82	Tampa
2011	E5	1st	Alabama	L, 63-68	Nashville
2012	E6	1st	Ole Miss	L, 55-66	Atlanta
2013	12	1st	Alabama	L, 57-63	New Orleans
2014	13	1st	Miss. State	L, 59-70	Nashville
		1st	Auburn	W, 74-56	Atlanta
		2nd	Arkansas	W, 71-69	Atlanta
2015	11	1st	Tennessee	L, 44-59	Atlanta
		1st	Missouri	W, 63-54	Nashville

Record By Venue

City	Venue	Record
Atlanta, Ga.	Georgia Dome	11-11
Birmingham, Ala.	Birmingham-Jefferson Civic Ctr.	0-1
Lexington, Ky.	Rupp Arena	0-1
Memphis, Tenn.	The Pyramid	2-2
Nashville, Tenn.	Sommet Center	4-2
Nashville, Tenn.	Bridgestone Arena	1-2
New Orleans, La.	Louisiana Superdome	1-2
New Orleans, La.	New Orleans Arena	0-1
Tampa, Fla.	St. Pete Times Forum	0-1

SEC TOURNAMENT TEAM SUPERLATIVES

POINTS

Most: 91, vs. Arkansas, 3-11-04

Opponents: 89 by Tennessee, 3-14-08

Fewest: 44 vs. Tennessee, 3-14-14

Opponents: 44 by Mississippi State, 3-9-06

Most In One Half: 53, second half vs. Ole Miss, 3-7-98

Opponents: 63, second half by Arkansas, 3-11-04

Fewest In One Half: 18, first half vs. Tennessee, 3-14-14;
first half vs. Florida, 3-12-06

Opponents: 18, first half by Arkansas, 3-11-04

FIELD GOALS

Most Made: 30 vs. Alabama, 3-11-93

Opponents: 35 by Tennessee, 3-14-08

Most Attempted: 76 vs. Mississippi State, 3-13-09

Opponents: 76 by Ole Miss, 3-7-98

Best Percentage: .605 (26-43), vs. Alabama, 3-7-97

Opponents: .565 (35-62), 89 by Tennessee, 3-14-08

Worst Percentage: .299 (20-67) vs. Ole Miss, 3-10-11

Opponents: .311 (19-61), by Kentucky, 3-8-02

Best One-Half Percentage: .700 (20-30), second half vs.
Tennessee, 3-10-06

Opponents: .731 (19-26), second half by

Tennessee, 3-14-08

Worst One-Half Percentage: .242 (8-33), first half
vs. Florida, 3-12-06

Opponents: .226 (7-31), second half by

Ole Miss, 3-10-94

3-POINT FIELD GOALS

Most Made: 11 vs. LSU, 3-12-04; vs. Auburn, 3-12-14

Opponents: 13 by Kentucky, 3-8-98

Most Attempted: 31 vs. Mississippi State, 3-13-13

Opponents: 30 by Tennessee, 3-10-00

Best Percentage: .733 (11-15) vs. Auburn, 3-12-14

Opponents: .571 (4-7), by Tennessee, 3-12-92

FREE THROWS

Most Made: 39 vs. Ole Miss, 3-7-98, 39 vs.

Arkansas, 3-11-04

Opponents: 26 vs. Arkansas, 3-11-04

Most Attempted: 50 vs. Arkansas, 3-11-04

Opponents: 31 vs. Arkansas, 3-11-04

Best Percentage: .900 (18-20) vs. Ole Miss, 3-13-03

Opponents: .923 (12-13), vs. Tennessee, 3-10-00

Worst Percentage: .375 (3-8), vs. Alabama, 3-9-02

Opponents: 429 (9-21), by Kentucky, 3-9-01; (3-7),

by Ole Miss, 3-10-05

Best One-Half Percentage: 1.000, (8-8), first half

vs. Tennessee, 3-14-08

Opponents: 1.000 (11-11), first half by

Tennessee, 3-10-00

Worst One-Half Percentage: .000 (0-1), first half vs.

Ole Miss, 3-4-99

Opponents: .222 (2-9), first half by Alabama, 3-11-93

MISCELLANEOUS

Most Rebounds: 43 vs. Ole Miss, 3-10-11

Opponents: 50 by Mississippi State, 3-13-09

Most Assists: 22 vs. Louisiana State, 3-7-96

Opponents: 27 by Tennessee, 3-14-08

Most Steals: 13 vs. Alabama, 3-9-00

Opponents: 14 by Kentucky, 3-9-01

Most Blocked Shots: 10 vs. Ole Miss, 3-10-11

Opponents: 9 by Ole Miss, 3-10-94;

by Auburn, 3-12-14

Most Turnovers: 23 vs. Kentucky, 3-9-01

Opponents: 23 by Ole Miss, 3-10-94

Fewest Turnovers: 5 vs. Mississippi State, 3-13-09

Opponents: 4 by Arkansas, 3-08-07

SEC TOURNAMENT INDIVIDUAL SUPERLATIVES

POINTS

Most: 37, BJ McKie vs. Ole Miss, 3-7-98

Opponents: 26, David Sanders, Ole Miss, 3-7-02

FIELD GOALS

Most Made: 10, Jo Jo English vs. Tennessee, 3-12-92;

BJ McKie vs. Ole Miss, 3-4-99; Devan Downey vs.

Tennessee, 3-14-08

Opponents: 10, Jason Smith, Ole Miss, 3-4-99;

David Sanders, Ole Miss, 3-7-02

Most Attempted: 22, Jo Jo English vs. Tennessee, 3-12-92;

BJ McKie vs. Ole Miss, 3-4-99

Opponents: 26, Brian Williams, Alabama, 3-7-97

3-POINT FIELD GOALS

Most Made: 6, Mike Boynton, Jr. vs. LSU, 3-12-04

Opponents: 7, Pat Bradley, Arkansas, 3-8-96

Most Attempted: 13, BJ McKie vs. Ole Miss, 3-4-99

Opponents: 15, Brian Williams, Alabama, 3-7-97

FREE THROWS

Most Made: 20, BJ McKie vs. Ole Miss, 3-7-98

Opponents: 9, Duane Spencer, Louisiana State, 3-7-96;

9, Olu Famutimi, Arkansas, 3-11-04

Most Attempted: 22, BJ McKie vs. Ole Miss, 3-7-98

Opponents: 12, Jason Smith, Ole Miss, 3-7-98

MISCELLANEOUS

Most Rebounds: 16, Brandon Wallace vs. Arkansas,
3-11-07

Opponents: 15, Chris Davis, Auburn, 3-9-95;

Jarnell Stokes, Tennessee, 3-14-14

Most Assists: 11, Devan Downey vs. LSU, 3-13-08

Opponents: 8, Marlon Towns, Arkansas, 3-8-96;

Rajon Rondo, Kentucky, 3-11-06

Most Steals: 5, Carey Rich vs. Auburn, 3-9-95;

Chuck Eidson vs. Tennessee, 3-10-00;

Devan Downey vs. Tennessee, 3-14-08

Opponents: 5, Eddie Shannon, Florida, 3-6-98;

Donte Prelow, Mississippi State, 3-13-13

Most Blocked Shots: 7, Sam Muldrow vs.

Ole Miss, 3-10-11

Opponents: 7, Asaahn Dixon-Tatum, Auburn, 3-12-14



ROSTER BREAKDOWN

RETURNING STARTERS (4)

Demetrius Henry (forward)
Michael Carrera (forward)
Mindaugas Kacinas (forward)
Sindarius Thornwell (guard)
**based on final game of 2013-14 season*

RETURNING LETTERWINNERS (11)

Michael Carrera
Laimonas Chatkevicius
Austin Constable
Demetrius Henry
Tyrone Johnson
Mindaugas Kacinas
Justin McKie
Duane Notice
Brian Steele
Reggie Theus Jr.
Sindarius Thornwell

GUARDS (8)

TeMarcus Blanton
Austin Constable
Tyrone Johnson
Justin McKie
Duane Notice
Shamiek Sheppard
Marcus Stroman
Sindarius Thornwell

FORWARDS (7)

Michael Carrera
Laimonas Chatkevicius
Demetrius Henry
Mindaugas Kacinas
Shamiek Sheppard
Brian Steele
Reggie Theus Jr.

BY HEIGHT

Austin Constable, 5-11
Duane Notice, 6-2
Marcus Stroman, 6-2
Tyrone Johnson, 6-3
Justin McKie, 6-4
TeMarcus Blanton, 6-5
Michael Carrera, 6-5
Brian Steele, 6-5
Sindarius Thornwell, 6-5
Shamiek Sheppard, 6-6
Reggie Theus Jr., 6-6
Mindaugas Kacinas, 6-7
Demetrius Henry, 6-9
Laimonas Chatkevicius, 6-11

PRONUNCIATION

Lie-MOAN-us Ha-KEVA-chus
Min-DAWG-us Kye-chin-iss
Justin MACK-ee

2014-15 SOUTH CAROLINA ROSTER

ALPHABETICAL

No.	Name	Pos.	Ht.	Wt.	Cl.	Exp.	Hometown/High/Last School
5	TeMarcus Blanton	G	6-5	209	FR	HS	Locust Grove, Ga./Luella
24	Michael Carrera	F	6-5	212	JR	2VL	Anzoátegui, Venezuela/Montrose Christian School
14	Laimonas Chatkevicius	F	6-11	251	JR	2VL	Klaipeda, Lithuania/South Kent School
-	Austin Constable	G	5-11	178	JR	2VL	West Chester, Pa./Henderson
21	Demetrius Henry	F/C	6-9	226	SO	1VL	Miami, Fla./Faith Baptist Christian School
4	Tyrone Johnson	G	6-3	195	SR	2VL	Plainfield, N.J./Montrose Christian School/Villanova
25	Mindaugas Kacinas	F	6-7	227	JR	2VL	Klaipeda, Lithuania/Word of Life Fire Traditional School
20	Justin McKie	G	6-4	195	SO	1VL	Columbia, S.C./Irmo
10	Duane Notice	G	6-2	212	SO	1VL	Woodbridge, Canada/St. Michael's/St. Thomas More (Oakdale, Conn.)
12	Shamiek Sheppard	G/F	6-6	225	FR	HS	Brooklyn, N.Y./South Shore/Fishburne Military School (Waynesboro City, Va.)
35	Brian Steele	F	6-5	194	JR	2VL	Greenville, S.C./Wade Hampton School
1	Marcus Stroman	G	6-2	183	FR	HS	Columbia, S.C./Keenan
15	Reggie Theus Jr.	F	6-6	221	SO	1VL	Los Angeles, Calif./Fairfax
0	Sindarius Thornwell	G	6-5	215	SO	1VL	Lancaster, S.C./Oak Hill Academy

NUMERICAL

No.	Name	Pos.	Ht.	Wt.	Cl.	Exp.	Hometown/High/Last School
0	Sindarius Thornwell	G	6-5	215	SO	1VL	Lancaster, S.C./Oak Hill Academy
1	Marcus Stroman	G	6-2	183	FR	HS	Columbia, S.C./Keenan
4	Tyrone Johnson	G	6-3	195	SR	2VL	Plainfield, N.J./Montrose Christian School/Villanova
5	TeMarcus Blanton	G	6-5	209	FR	HS	Locust Grove, Ga./Luella
10	Duane Notice	G	6-2	212	SO	1VL	Woodbridge, Canada/St. Michael's/St. Thomas More (Oakdale, Conn.)
-	Austin Constable	G	5-11	178	JR	2VL	West Chester, Pa./Henderson
14	Laimonas Chatkevicius	F	6-11	251	JR	2VL	Klaipeda, Lithuania/South Kent School
15	Reggie Theus Jr.	F	6-6	221	SO	1VL	Los Angeles, Calif./Fairfax
20	Justin McKie	G	6-4	195	SO	1VL	Columbia, S.C./Irmo
21	Demetrius Henry	F/C	6-9	226	SO	1VL	Miami, Fla./Faith Baptist Christian School
24	Michael Carrera	F	6-5	212	JR	2VL	Anzoátegui, Venezuela/Montrose Christian School
25	Mindaugas Kacinas	F	6-7	227	JR	2VL	Klaipeda, Lithuania/Word of Life Traditional School
35	Brian Steele	F	6-5	194	JR	2VL	Greenville, S.C./Wade Hampton School
12	Shamiek Sheppard	G/F	6-6	225	FR	HS	Brooklyn, N.Y./South Shore/Fishburne Military School (Waynesboro City, Va.)

Head Coach: Frank Martin (Florida International, '93)

Associate Head Coach/Recruiting Coordinator: Matt Figger (Eastern Kentucky, '95)

Assistant Coach: Perry Clark (Gettysburg, '74)

Assistant Coach: Lamont Evans (Kansas State, '09)

Director of Basketball Operations: Andy Assaley (Cincinnati, '96)

Strength & Conditioning Coach: Scott Greenawalt (Muskingum College, '98)

Athletic Trainer: Mark Rodger (Buffalo, '01)

Video Coordinator: David Kiefer (Kansas State, '07)

Student-Athlete Development: Doug Edwards (Florida State, '07)

TOP RETURNING...

Scorer..... Sindarius Thornwell, 13.4 ppg
Rebounder..... Michael Carrera, 5.6 rpg
Assist Maker..... Tyrone Johnson, 3.4 apg
FG Shooter *..... Mindaugas Kacinas, 55.6%
3-Point FG Shooter \$..... Sindarius Thornwell, 37.0%
FT Shooter \$..... Tyrone Johnson, 75.3%
Shot Blocker..... Michael Carrera, 0.9 bpg
Steal Maker..... Sindarius Thornwell, 1.17 spg

* at least 100 attempts

\$ at least 50 attempts



HEAD COACH FRANK MARTIN

EIGHTH SEASON OVERALL | 161-107 (.600) | THIRD SEASON AT SOUTH CAROLINA | 44-53 (.453)

THE MARTIN FILE

COACHING

EXPERIENCE

30th year

COLLEGE EXPERIENCE

15th season

COLLEGE HEAD COACH EXPERIENCE

8th season

HIRE DATE AT CAROLINA

March 27, 2012

PERSONAL

HOMETOWN

Miami, Fla.

ALMA MATER

Florida International, 1993 (B.A. Physical Ed.)

FAMILY

Wife, Anya

Children, Brandon, Amalia and Christian

COACHING RESUME

HIGH SCHOOL

Miami Senior High, 1985-93

Varsity Boys' Assistant Coach

Junior Varsity Boys' Head Coach

North Miami High, Head Coach, 1993-95

Miami Senior High, Head Coach, 1995-98

B.T. Washington High, Head Coach, 1999-2000

COLLEGE ASSISTANT COACH

Northeastern, 2000-04

Cincinnati, 2004-06

Kansas State, 2006-07

COLLEGE HEAD COACH

Kansas State, 2007-12

South Carolina, 2012-present

Frank Martin was named the head men's basketball coach at the University of South Carolina on March 27, 2012, becoming the 32nd head coach in the history of the South Carolina program, which enters its 107th season as a varsity sport in 2014-15. Martin owns a 145-92 (.611) overall record as a head coach, entering his eighth season overall, and third season at South Carolina.

Since his appointment as head coach in Columbia, Martin, 48, has become a fixture in the community. He has spoken at numerous events, including Gamecock Club Fan Fests, numerous community council and rotary club events, coaching clinics, and the Fathers and Families Decades of Dads event, among others. He was also selected as a Court Coach for USA Basketball in June 2012, assisting Florida head coach Billy Donovan with the Men's U18 National Team training camp in Colorado Springs, Colo., at the U.S. Olympic Training Center. The camp was used to determine the 12-member roster that represented the USA at the 2012 FIBA Americas U18 Championship in late June.

Martin was honored again during the summer of 2013, serving as an assistant coach for the United States on head coach Bob McKillop's staff alongside Michigan head coach John Beilein for the U.S. Men's World University Games team. The squad spent time in Colorado Springs at training camp, before embarking on a two-week journey to Kazan, Russia, in early July, for the event. He furthered his international coaching experience as head coach of USA East Coast during the summer of 2014, which represented the United States at the Tallinn Cup in Estonia.

During his first season (2012-13) in Columbia, Martin led his squad to a 14-18 record, which included a 4-14 mark in SEC contests. The Garnet and Black captured the Hoops For Hope

Classic tournament crown after posting a 4-0 record competing in the event with home victories over Milwaukee and Rider, before defeating Missouri State in overtime, and UALR in Puerto Vallarta, Mexico, over the Thanksgiving holiday. Freshman forward Michael Carrera was honored after the conclusion of the regular season with selection to the 2013 SEC All-Freshman Team, as voted on by the league's head coaches. During the spring of 2013, the Gamecock coaching staff signed seven freshmen, while welcoming Villanova transfer Ty Johnson to the team, a recruiting class which ranked No. 23 in the nation according to ESPN.com.

Martin's second season (2013-14) leading the Gamecocks saw the squad win four of its final six games of the year, including two games in the SEC Tournament, marking the first Tournament wins for the Gamecocks since the 2008 campaign. Martin and his staff put together a non-conference schedule that challenged his team to prepare for the rigors of the SEC campaign. The Gamecocks posted several quality victories, including a win versus Saint Mary's at the Hawaiian Airlines Diamond Head Classic in December, and home victories versus Alabama, Vanderbilt and No. 17 Kentucky to name a few.

Martin tutored his second SEC All-Freshman Team honoree in as many seasons, as rookie guard Sindarius Thornwell led all freshmen in the SEC in league games in points (15.6) and assists (4.0) to earn a spot on the postseason team. Thornwell also garnered three SEC Freshman of the Week awards, and was named the Feb. 18 Wayman Tisdale National Freshman of the Week.

A native of Miami, Fla., Martin earned his bachelor's degree in physical education from Florida International in 1993. He and his wife, Anya, have three children, Brandon, Amalia and Christian.

MARTIN'S CAREER RECORD, YEAR-BY-YEAR

YEAR	RECORD	CONFERENCE (FINISH)	POSTSEASON
2007-08	21-12	10-6 (3rd)	1-1; NCAA 2nd Round
2008-09	22-12	9-7 (t4th)	1-1; NIT
2009-10	29-8	11-5 (t2nd)	3-1; NCAA Elite Eight
2010-11	23-11	10-6 (t3rd)	1-1; NCAA Third Round
2011-12	22-11	10-8 (5th)	1-1; NCAA Third Round
2012-13	14-18	4-14 (t12th)	-
2013-14	14-20	5-13 (13th)	-
2014-15	16-15	6-12 (11th)	-
Totals	161-107 (.600)	65-71 (.477)	7-5 (.583)/4 NCAA/1 NIT

2014-15 RADIO/TV SPOT CHART



#0

SINDARIUS THORNWELL
So. - G - 6-5 - 215
Lancaster, S.C.
Oak Hill Academy



#1

MARCUS STROMAN
Fr. - G - 6-2 - 183
Columbia, S.C.
Keenan



#4

TYRONE JOHNSON
Sr. - G - 6-3 - 195
Plainfield, N.J.
Montrose Christian/
Villanova



#5

TEMARCUS BLANTON
Fr. - G - 6-5 - 209
Locust Grove, Ga.
Luella




#10

DUANE NOTICE
So. - G - 6-2 - 212
Woodbridge, Ontario
St. Thomas More
(Oakdale, Conn.)



#12

SHAMIEK SHEPPARD
Fr. - G/F - 6-6 - 225
Brooklyn, N.Y.
Fishburne Military
School



#14

LAIMONAS CHATKEVICIUS
Jr. - F - 6-11 - 251
Klaipeda, Lithuania
South Kent School
(South Kent, Conn.)



#15

REGGIE THEUS JR.
So. - F - 6-6 - 221
Los Angeles, Calif.
Fairfax



#20

JUSTIN MCKIE
So. - G - 6-4 - 195
Columbia, S.C.
Irmo



#21

DEMETRIUS HENRY
So. - F - 6-9 - 226
Miami, Fla.
Faith Baptist Christian
School




#24

MICHAEL CARRERA
Jr. - F - 6-5 - 212
Anzoátegui, Venezuela
Montrose Christian



#25

MINDAUGAS KACINAS
Jr. - F - 6-7 - 227
Klaipeda, Lithuania
Word of Life Fire



#35

BRIAN STEELE
Jr. - F - 6-5 - 194
Greenville, S.C.
Wade Hampton



AUSTIN CONSTABLE
Jr. - G - 5-11 - 178
West Chester, Pa.
Henderson



FRANK MARTIN
Head Coach

GAMECOCKS' RECORD WHEN ...

At home	10-6
On the road	3-7
At neutral sites	3-2
In overtime	0-0
vs. Top 25 team	1-3
vs. Top 10 team	1-2
vs. Top 3 team	0-2
Leading at half	14-3
Trailing at half	1-11
Tied at half	1-1
Shooting 50% or better	4-2
Shooting between 39-49%	11-5
Shooting less than 39%	1-8
Opp. shooting 50% or better	0-4
Opp. shooting between 39-49%	3-10
Opp. shooting less than 39%	13-1
Shooting better than opp.	13-2
Shooting worse than/equal to opp.	3-13
Starters out-score opp. starters	12-3
Opp. starters score/equal more	4-12
Bench out-scores opp. bench	10-7
Opp. bench scores/equals more	6-7
Having more FTs than opp.	9-2
Having equal/less FTs than opp.	7-13
Have more TOs than opp.	1-9
Having equal/less TOs than opp.	15-6
Having more rebounds than opp.	11-8
Having equal/less rebounds than opp.	4-7
Making 6 or more 3FGs	7-6
Having 15 or more assists	11-2
Score more points in paint than opp.	13-7
Scoring equal/less points in paint than opp.	3-8
Scoring more points off TOs than opp.	13-7
Scoring equal/less points off TOs than opp.	4-8
Scoring more 2nd-chance points than opp.	8-6
Scoring equal/less 2nd-chance points than opp.	9-9
Scoring more fast break points than opp.	12-9
Scoring equal/less fast break points than opp.	4-6
Wearing white uniforms	12-8
Wearing Garnet uniforms	1-2
Wearing Black uniforms	3-5
Playing on live TV/live broadcast	16-15
Playing in November	3-3
Playing in December	5-0
Playing in January	3-6
Playing in February	3-5
Playing in March	2-1
Playing a day-game	4-5
Playing a night-game	12-10
Playing on Sunday	1-1
Playing on a Monday	1-0
Playing on a Tuesday	4-4
Playing on a Wednesday	2-2
Playing on a Thursday	1-1
Playing on a Friday	2-1
Playing on a Saturday	5-6
Scoring margin is 5 points or less	3-7
Margin is between 6-10	2-3
Margin is between 11-20	5-3
Margin is more than 20	6-2
Scoring 59 points or less	0-8
Scoring 60-69 points	9-6
Scoring 70-79 points	3-1
Scoring 80-89 points	3-0
Scoring 90-99 points	1-0
Scoring 100+ points	0-0

MISCELLANEOUS

Current streak	W2
Home court streak	L1
Away streak	W1
Neutral court streak	W2

2014-15 SUPERLATIVES

(tied for team lead also included)

Scoring Leaders	'14-15	Career
Sindarius Thornwell	10	22
Duane Notice	8	11
Tyrone Johnson	8	12*
Laimonas Chatkevicius	3	3
Michael Carrera	2	11
Mindaugas Kacinas	1	3
Demetrius Henry	1	1

Rebounding Leaders	'14-15	Career
Michael Carrera	11	38
Mindaugas Kacinas	8	21
Laimonas Chatkevicius	7	13
Sindarius Thornwell	6	10
Demetrius Henry	2	4
Tyrone Johnson	2	5*
Marcus Stroman	1	1

Assists Leaders	'14-15	Career
Marcus Stroman	11	11
Tyrone Johnson	10	20*
Duane Notice	9	24
Sindarius Thornwell	6	23

Blocks Leaders	'14-15	Career
Laimonas Chatkevicius	18	34
Michael Carrera	8	28
Demetrius Henry	7	18
Sindarius Thornwell	6	15
Tyrone Johnson	3	3*
Mindaugas Kacinas	2	17
Marcus Stroman	2	2
Shamiek Sheppard	2	2
Duane Notice	1	3

Steals Leaders	'14-15	Career
Tyrone Johnson	13	13*
Sindarius Thornwell	12	22
Duane Notice	6	10
Marcus Stroman	5	5
Laimonas Chatkevicius	3	6
Mindaugas Kacinas	2	12
Michael Carrera	1	14
Demetrius Henry	1	6
Justin McKie	1	2
Shamiek Sheppard	1	1

Double-Figure Scoring	'14-15	Career
Sindarius Thornwell	21	42
Duane Notice	18	31
Tyrone Johnson	16	26*
Laimonas Chatkevicius	11	18
Michael Carrera	7	24
Demetrius Henry	5	8
Mindaugas Kacinas	4	14
Marcus Stroman	2	2
Justin McKie	1	1

20+ points	'14-15	Career
Tyrone Johnson	3	3*
Sindarius Thornwell	2	9
Duane Notice	2	3

30+ points	'14-15	Career
-	-	-

Double-Figure Rebounding	'14-15	Career
Mindaugas Kacinas	4	11
Laimonas Chatkevicius	3	4
Michael Carrera	1	11
Sindarius Thornwell	1	3

5+ assists	'14-15	Career
Tyrone Johnson	9	12*
Marcus Stroman	7	7
Duane Notice	6	11
Sindarius Thornwell	2	7

3+ steals	'14-15	Career
Sindarius Thornwell	3	7
Duane Notice	3	3
Tyrone Johnson	3	3*
Mindaugas Kacinas	1	1
Marcus Stroman	1	1

2+ blocks	'14-15	Career
Laimonas Chatkevicius	14	23
Michael Carrera	5	19
Demetrius Henry	4	10
Mindaugas Kacinas	4	14
Sindarius Thornwell	2	6

Double-Doubles	'14-15	Career
Laimonas Chatkevicius	2	2
Mindaugas Kacinas	1	3
Sindarius Thornwell	1	3

Clutch Free Throws (under 5 min/OT)	FT-FTA	FT%
Justin McKie	4-4	1.000
Brian Steele	2-2	1.000
Tyrone Johnson	21-27	.778
Mindaugas Kacinas	13-17	.765
Michael Carrera	17-23	.739
Sindarius Thornwell	15-21	.714
Duane Notice	11-16	.688
Marcus Stroman	9-15	.600
Laimonas Chatkevicius	4-8	.500
Totals	93-133	.722

* indicates at South Carolina

Miscellaneous

Largest Halftime Lead	
SC	31, vs. NC A&T (Dec. 30, 2014)
Opp	25, Kentucky (Feb. 14, 2015)
Smallest Halftime Lead	
SC	1, vs. Iowa State (Jan. 3, 2015)
Opp	1, LSU (Jan. 28, 2015)
Fewest Points In First Half	
SC	18, vs. Kentucky (Feb. 14, 2015)
Opp	16, NC A&T (Dec. 30, 2014)
Most Points In First Half	
SC	48, vs. North Florida (Nov. 14, 2014)
Opp	49, Arkansas (March 5, 2015)
Fewest Points In Second Half	
SC	19, vs. Kentucky (Jan. 24, 2015)
Opp	15, Clemson (Dec. 19, 2014)
Most Points In Second Half	
SC	52, vs. UNC Asheville (Nov. 26, 2014)
Opp	46, UNC Asheville (Nov. 26, 2014)
Most Points in Overtime	
SC	-
Opp	-
Largest Margin of Victory	
SC	37, vs. NC A&T (Dec. 30, 2014)
Opp	34, Kentucky (Feb. 14, 2015)
Smallest Margin of Victory	
SC	2, vs. Alabama (Jan. 13, 2015)
Opp	2, Charlotte (Nov. 21, 2014)

2014-15 GAME BY GAME COMPARISON

	Date	Result	FG-A	Pct	3FG-A	Pct	FT-A	Pct	O-D-Total	PF	Pts	A	TO	Blk	Stl	Min	Half
North Florida			18-53	.340	10-32	.313	10-16	.625	6-22-28	22	56	9	15	5	2	200	27
South Carolina	Nov. 14, 2014	W, 81-56	29-57	.509	4-11	.364	19-26	.731	10-32-42	15	81	19	9	3	7	200	48
RV/RV Baylor			21-47	.447	6-18	.333	21-26	.808	8-21-29	20	69	9	11	1	6	200	30
South Carolina	Nov. 18, 2014	L, 69-65	22-54	.407	5-21	.238	16-19	.842	13-20-33	21	65	11	10	3	4	200	27
vs. Cornell &			14-52	.269	5-20	.250	12-16	.750	10-22-32	19	45	6	17	6	6	200	21
South Carolina	Nov. 20, 2014	W, 69-45	22-58	.379	8-22	.364	17-21	.810	14-30-44	15	69	16	11	5	10	200	35
vs. Charlotte &			23-53	.434	6-17	.353	13-19	.684	8-24-32	13	65	6	17	5	6	200	29
South Carolina	Nov. 21, 2014	L, 65-63	26-61	.426	3-18	.167	8-9	.889	11-26-37	21	63	13	17	7	6	200	36
vs. Akron &			21-50	.420	4-20	.200	22-27	.815	8-24-32	19	68	6	15	6	6	200	30
South Carolina	Nov. 23, 2014	L, 68-63	25-64	.391	2-10	.200	11-20	.550	21-24-45	20	63	11	17	2	8	200	25
UNC Asheville			23-63	.365	15-29	.517	14-20	.700	15-20-35	21	75	12	22	3	11	200	29
South Carolina	Nov. 26, 2014	W, 89-75	31-60	.517	8-17	.471	19-26	.731	12-27-39	15	89	21	20	10	12	200	37
@ Marshall			16-56	.286	5-26	.192	22-34	.647	18-25-43	20	59	9	19	3	6	200	20
South Carolina	Dec. 1, 2014	W, 77-59	30-63	.476	4-20	.200	13-24	.542	14-25-39	24	77	17	15	3	13	200	39
RV/RV Ok. St. %			16-65	.246	5-24	.208	12-19	.632	16-25-41	17	49	7	12	5	4	200	24
South Carolina	Dec. 6, 2014	W, 75-49	26-60	.433	6-17	.353	17-22	.776	11-38-49	19	75	14	11	8	6	200	32
Clemson			17-57	.298	4-18	.222	7-12	.583	11-20-31	20	45	7	13	5	9	200	30
South Carolina	Dec. 19, 2014	W, 68-45	23-50	.460	7-22	.318	15-20	.750	8-32-40	14	68	17	12	7	7	200	28
Coker			18-58	.310	7-21	.333	9-14	.643	14-17-31	21	52	8	19	1	8	200	23
South Carolina	Dec. 21, 2014	W, 78-52	31-64	.484	3-11	.273	13-19	.684	18-29-47	16	78	21	15	9	11	200	23
North Carolina A&T			18-55	.327	6-22	.273	12-15	.800	9-11-20	26	54	8	19	2	4	200	16
South Carolina	Dec. 30, 2014	W, 91-54	29-53	.547	5-9	.556	28-34	.824	12-29-41	17	91	20	16	7	7	200	47
vs. No. 9 Iowa State ^			20-57	.351	1-18	.056	19-33	.573	12-22-34	21	60	8	13	4	10	200	36
South Carolina	Jan. 5, 2015	W, 64-60	23-50	.460	2-10	.200	16-26	.615	11-31-42	28	64	8	20	4	8	200	35
Florida*			21-49	.429	5-19	.263	25-30	.833	14-23-37	24	72	14	17	4	7	200	31
South Carolina	Jan. 7, 2015	L, 72-68	20-49	.408	5-13	.385	23-28	.852	7-16-23	20	68	11	11	5	4	200	34
@ Ole Miss*			20-49	.408	7-14	.500	18-22	.818	9-24-33	14	65	13	10	4	5	200	33
South Carolina	Jan. 10, 2015	L, 65-49	18-49	.367	4-20	.200	9-16	.563	9-23-32	20	49	16	15	2	5	200	27
Alabama*			20-41	.488	6-17	.353	20-30	.667	4-19-23	27	66	13	14	4	4	200	25
South Carolina	Jan. 13, 2015	W, 68-66	22-53	.415	3-14	.214	21-27	.778	13-20-33	27	68	9	13	1	5	200	30
@ Auburn*			19-52	.365	7-20	.350	26-33	.788	13-23-36	20	71	8	13	4	9	200	39
South Carolina	Jan. 17, 2015	L, 71-68	26-52	.500	8-18	.444	8-15	.533	9-25-34	27	68	12	17	4	3	200	29
Tennessee*			23-40	.575	10-18	.556	10-17	.588	5-23-28	17	66	9	18	3	6	200	31
South Carolina	Jan. 20, 2015	L, 66-62	22-64	.344	4-17	.235	14-15	.933	17-17-34	17	62	13	10	4	5	200	26
Kentucky*			18-39	.462	3-9	.333	19-27	.704	3-25-28	17	58	10	8	9	8	200	34
South Carolina	Jan. 24, 2015	L, 58-43	12-53	.226	3-10	.300	16-21	.762	18-22-40	20	43	5	12	2	3	200	24
@ LSU*			22-48	.458	5-14	.357	15-19	.789	7-25-32	13	64	13	14	13	7	200	29
South Carolina	Jan. 28, 2015	L, 64-58	21-61	.344	7-19	.368	9-15	.600	19-21-40	17	58	11	15	7	6	200	28
Georgia*			11-50	.220	3-17	.176	25-32	.781	13-29-42	21	50	6	11	1	4	200	24
South Carolina	Jan. 31, 2015	W, 67-50	22-55	.400	6-19	.316	17-21	.810	7-26-33	23	67	13	8	5	7	200	33
@ Arkansas*			28-71	.394	2-13	.154	17-22	.773	15-31-46	21	75	14	9	8	7	200	35
South Carolina	Feb. 3, 2015	L, 75-55	17-61	.279	5-24	.208	16-24	.667	17-31-48	22	55	11	20	6	4	200	28
@ Vanderbilt*			19-42	.452	5-17	.294	22-29	.759	10-23-33	14	65	15	10	3	8	200	22
South Carolina	Feb. 7, 2015	L, 65-50	17-43	.395	5-19	.263	11-13	.846	4-16-20	23	50	10	12	1	4	200	26
Missouri*			22-52	.423	7-14	.500	9-12	.750	10-22-32	16	60	12	15	3	4	200	30
South Carolina	Feb. 10, 2014	W, 65-60	23-63	.365	7-25	.280	12-15	.800	18-21-39	15	65	16	10	4	10	200	30
@ Kentucky*			27-54	.500	5-14	.357	18-24	.750	15-30-45	15	77	17	13	6	2	200	43
South Carolina	Feb. 14, 2015	L, 77-43	13-55	.236	3-20	.150	14-17	.824	10-11-21	21	43	3	9	2	3	200	18
@ Georgia*			20-53	.377	4-13	.308	14-23	.609	16-21-347	14	58	7	7	1	3	200	23
South Carolina	Feb. 17, 2015	W, 64-58	21-53	.396	9-24	.375	13-14	.929	12-21-33	19	64	10	7	4	4	200	41
Texas A&M*			17-43	.395	10-21	.476	18-25	.720	7-31-38	16	62	12	14	5	5	200	34
South Carolina	Feb. 21, 2015	L, 62-52	16-59	.271	7-26	.269	13-18	.722	16-21-37	18	52	12	11	3	6	200	21
@ Alabama*			21-42	.500	6-19	.316	11-16	.688	6-20-26	13	59	12	11	4	4	200	22
South Carolina	Feb. 24, 2015	L, 59-51	19-55	.345	7-30	.233	6-8	.750	17-19-36	16	51	13	13	0	4	200	22
Mississippi State*			22-46	.478	5-15	.333	19-29	.655	6-21-27	27	68	11	12	1	3	200	31
South Carolina	Feb. 28, 2015	W, 81-68	25-54	.463	8-24	.333	23-34	.676	11-22-33	22	81	19	7	3	4	200	39
Arkansas*			30-65	.462	7-21	.333	11-17	.647	15-19-34	23	78	14	12	3	10	200	49
South Carolina	March 5, 2015	L, 78-74	25-49	.510	6-15	.400	18-26	.692	9-22-31	15	74	17	16	6	7	200	38
@ Tennessee*			16-45	.356	9-26	.346	8-14	.571	12-13-25	16	49	12	12	1	5	200	21
South Carolina	March 7, 2015	W, 60-49	21-41	.512	6-17	.353	12-13	.923	7-18-25	16	60	16	12	2	6	200	36
vs. Missouri \$			18-50	.360	4-16	.250	14-20	.700	15-20-35	17	54	9	16	2	7	200	24
South Carolina	March 11, 2015	W, 63-54	21-46	.457	7-19	.368	14-20	.700	7-19-26	15	63	17	11	3	5	200	30

! - ESPN College Hoops Tip-Off Marathon (Columbia, S.C.) | & - Charleston Classic (Charleston, S.C.) | % - SEC/Big 12 Challenge (Columbia, S.C.) | ^ - Brooklyn Hoops Presents (Brooklyn, N.Y.)
 * - indicates SEC contest | \$ - SEC Tournament (Nashville, Tenn.)

2014-15 RESULTS: OVERALL, 16-15; HOME, 10-6; AWAY, 3-7; NEUTRAL, 3-2; SEC, 6-12

DATE	OPP.	W/L	SCORE	RECORD (SEC)	POINTS	REBOUNDS	ASSISTS	BLOCKS	STEALS	ATTENDANCE
Nov. 14, 2014	N. Florida	W	81-56	1-0	Johnson/Henry (12)	Kacinas (11)	Stroman (6)	3 with 1	Stroman (2)	10,473 (paid)
Nov. 18, 2014	RV/RV Baylor !	L	69-65	1-1	Johnson (21)	Henry (8)	Thornwell (4)	3 with 1	Thornwell (2)	13,291 (paid)
Nov. 20, 2014	vs. Cornell &	W	69-45	2-1	Thornwell (14)	Kacinas (11)	Johnson (5)	Carrera/Chatkevicius (2)	Stroman (3)	2,517
Nov. 21, 2014	vs. Charlotte &	L	65-63	2-2	Thornwell (20)	Thornwell (8)	Notice (5)	Chatkevicius (3)	Thornwell (2)	2,430
Nov. 23, 2014	vs. Akron &	L	68-63	2-3	Thornwell (13)	Henry (9)	Notice/Stroman (4)	Henry/Carrera (1)	Johnson (4)	1,523
Nov. 26, 2014	UNC Asheville	W	89-75	3-3	Chatkevicius (17)	Chatkevicius (13)	Stroman/Johnson (6)	Chatkevicius/Henry (3)	Thornwell (6)	8,330 (paid)
Dec. 1, 2014	at Marshall	W	77-59	4-3	Notice (27)	Thornwell (10)	Notice (4)	Thornwell (2)	Kacinas (4)	5,013
Dec. 6, 2014	RV/RV Okla. St. %	W	75-49	5-3	Notice (20)	Kacinas (12)	Stroman (5)	Chatkevicius (3)	McKie (2)	12,007
Dec. 19, 2014	Clemson	W	68-45	6-3	Notice (19)	Thornwell (7)	Johnson (9)	Chatkevicius (3)	Chatkevicius/Johnson (2)	11,992 (paid)
Dec. 21, 2014	Coker	W	78-52	7-3	Notice (19)	Carrera (8)	Stroman (8)	Henry (3)	Johnson/Notice (3)	8,419 (paid)
Dec. 30, 2014	NCA&T	W	91-54	8-3	Kacinas (16)	Chatkevicius (9)	Stroman (7)	Chatkevicius/Thornwell (2)	Thornwell/Kacinas (2)	8,156 (paid)
Jan. 3, 2015	vs. No. 9/9 Iowa St.	W	64-60	9-3	Notice (15)	Thornwell (8)	Notice (4)	4 with 1	Notice (3)	N/A
Jan. 7, 2015	Florida*	L	72-68	9-4 (0-1)	Johnson (20)	Johnson/Kacinas (5)	Johnson/Stroman (3)	Chatkevicius (2)	Stroman (3)	12,181 (paid)
Jan. 10, 2015	at Ole Miss*	L	65-49	9-5 (0-2)	Johnson (13)	Thornwell/Carrera (6)	Notice (5)	Chatkevicius/Thornwell (1)	Thornwell (2)	6,714
Jan. 13, 2015	vs. Alabama*	W	68-66	10-5 (1-2)	Johnson (13)	Carrera/Kacinas (8)	Stroman (3)	Henry (1)	Johnson (2)	11,085 (paid)
Jan. 17, 2015	at Auburn*	L	71-68	10-6 (1-3)	Notice (16)	Chatkevicius (11)	Johnson (4)	Chatkevicius (2)	Johnson (2)	9,121
Jan. 20, 2015	Tennessee*	L	66-62	10-7 (1-4)	Thornwell (17)	Carrera (9)	Johnson (6)	Carrera (2)	Johnson/Stroman (2)	12,032 (paid)
Jan. 24, 2015	No. 1 Kentucky*	L	58-43	10-8 (1-5)	Thornwell (14)	Carrera (9)	Thornwell/Stroman (2)	Henry/Stroman (1)	Henry (2)	18,000 (paid)
Jan. 28, 2015	at LSU*	L	64-58	10-9 (1-6)	Notice (12)	Carrera (10)	Thornwell (4)	Carrera/Chatkevicius (2)	Notice (2)	9,518
Jan. 31, 2015	Georgia*	W	67-50	11-9 (2-6)	Chatkevicius (12)	Carrera (9)	Thornwell (4)	Chatkevicius (3)	Thornwell (3)	13,031 (paid)
Feb. 3, 2015	at Arkansas*	L	75-55	11-10 (2-7)	Thornwell (16)	Kacinas (10)	Stroman (6)	Chatkevicius (3)	Thornwell (2)	14,846
Feb. 7, 2015	at Vanderbilt*	L	65-50	11-11 (2-8)	Thornwell (12)	Stroman/Kacinas (4)	Stroman (5)	Chatkevicius (1)	4 with 1	9,259
Feb. 10, 2015	Missouri*	W	65-60	12-11 (3-8)	Thornwell (14)	Chatkevicius (8)	Thornwell/Johnson (6)	4 with 1	4 with 2	8,440 (paid)
Feb. 14, 2015	at No. 1 Kentucky	L	77-43	12-12 (3-9)	Thornwell (20)	Carrera/Thornwell (5)	Notice (2)	Chatkevicius/Carrera (1)	Thornwell (2)	24,305
Feb. 17, 2015	at Georgia	W	64-58	13-12 (4-9)	Johnson/Notice (17)	Kacinas (9)	Thornwell (4)	Carrera (2)	Notice (2)	6,263
Feb. 21, 2015	Texas A&M*	L	62-52	13-13 (4-10)	Carrera (17)	Chatkevicius (11)	Notice (5)	Kacinas (2)	Notice (3)	12,390 (paid)
Feb. 24, 2015	at Alabama*	L	59-51	13-14 (4-11)	Chatkevicius (18)	Carrera/Chatkevicius (9)	Johnson (4)	-	4 with 1	8,848
Feb. 28, 2015	Miss. State*	W	81-68	14-14 (5-11)	Johnson (28)	Chatkevicius (9)	Notice (5)	Chatkevicius (2)	Thornwell (2)	14,022 (paid)
March 5, 2015	No. 18 Arkansas*	L	78-74	14-15 (5-12)	Johnson (18)	Carrera (9)	Johnson (6)	Chatkevicius (3)	Johnson (3)	10,065 (paid)
March 7, 2015	at Tennessee*	W	60-49	15-15 (6-12)	Carrera (14)	Carrera (7)	Johnson/Notice (5)	Chatkevicius/Johnson (1)	Thornwell (2)	16,042
March 11, 2015	vs. Missouri \$	W	63-54	16-15 (6-12)	Thornwell (18)	Johnson (7)	Thornwell (6)	Chatkevicius (2)	Johnson (2)	10,039

! - ESPN College Hoops Tip-Off Marathon (Columbia, S.C.) | & - Charleston Classic (Charleston, S.C.) | % - SEC/Big 12 Challenge (Columbia, S.C.) | ^ - Brooklyn Hoops Presents (Brooklyn, N.Y.) | * - indicates SEC contest | \$ - SEC Tournament (Nashville, Tenn.)

2014-15 GAME-BY-GAME STARTING LINEUPS

OPPONENT, RESULT	GUARD	GUARD	GUARD	FORWARD	FORWARD
N. Florida, W	Notice	Johnson	Thornwell	Henry	Carrera
Baylor, L	Notice	Johnson	Thornwell	Henry	Carrera
vs. Cornell, W	Notice	Johnson	Thornwell	Henry	Carrera
vs. Charlotte, L	Notice	Johnson	Thornwell	Henry	Carrera
vs. Akron, L	Notice	Johnson	Thornwell	Henry	Carrera
Asheville, W	Notice	Johnson	Thornwell	Henry	Chatkevicius
@Marshall, W	Notice	Johnson	Thornwell	Henry	Chatkevicius
Oklahoma State, W	Notice	Johnson	Thornwell	Henry	Chatkevicius
Clemson, W	Notice	Johnson	Thornwell	Henry	Chatkevicius
Coker, W	Notice	Johnson	Thornwell	Henry	Chatkevicius
North Carolina A&T, W	Notice	Johnson	Thornwell	Henry	Chatkevicius
vs. Iowa State, W	Notice	Johnson	Thornwell	Henry	Chatkevicius
Florida, L	Notice	Johnson	Thornwell	Henry	Chatkevicius
@OleMiss, L	Notice	Johnson	Thornwell	Henry	Chatkevicius
Alabama, W	Notice	Johnson	Thornwell	Henry	Chatkevicius
@Auburn, L	Notice	Johnson	Thornwell	Henry	Chatkevicius
Tennessee, L	Notice	Johnson	Thornwell	Henry	Chatkevicius
Kentucky, L	Notice	Johnson	Thornwell	Henry	Carrera
@LSU, L	Notice	Johnson	Thornwell	Carrera	Chatkevicius
Georgia, W	Notice	Johnson	Thornwell	Carrera	Chatkevicius
@Arkansas, L	Notice	Johnson	Thornwell	Carrera	Chatkevicius
@Vandy, L	Notice	Johnson	Thornwell	Carrera	Chatkevicius
Missouri, W	Notice	Johnson	Thornwell	Henry	Carrera
@Kentucky, L	Notice	Johnson	Thornwell	Carrera	Chatkevicius
@Georgia, W	Notice	Johnson	Thornwell	Carrera	Chatkevicius
Texas A&M, L	Notice	Johnson	Thornwell	Carrera	Chatkevicius
@Alabama, L	Notice	Johnson	Thornwell	Carrera	Chatkevicius
Mississippi State, W	Notice	Johnson	Thornwell	Carrera	Chatkevicius
Arkansas, L	Notice	Johnson	Thornwell	Carrera	Chatkevicius
Tennessee, W	Notice	Johnson	Thornwell	Carrera	Chatkevicius
vs. Missouri, W	Notice	Johnson	Thornwell	Carrera	Chatkevicius

EXHIB. - SOUTH CAROLINA 92, BENEDICT 47
OCT. 26, 2014/COLONIAL LIFE ARENA

COLUMBIA, S.C. - In the first-ever meeting between South Carolina and Benedict College, the Gamecocks came away with a decisive 92-47 win in the exhibition contest at Colonial Life Arena. Senior point guard Tyrone Johnson led all scorers with 23 points and added six rebounds and six assists.

Benedict got on the scoreboard first with a jumper from forward Lafonzo Smith, but the Gamecocks stormed out to a 9-0 run ignited by the play of Johnson whose one-handed dunk started it. Three minutes later, a run-out led to Johnson lobbing the ball up to Thornwell for an emphatic alley-oop.

Just before the 13-minute mark, the Tigers closed to within six at 13-7 with a 3-pointer from guard Justin Peebles. The Gamecocks responded with six points from Notice and Johnson's first 3-pointer of the game to start an 18-4 run over the next five-plus minutes to push the lead to 37-14 with 5:17 left on the clock.

Just as Benedict was able to get its deficit down to 17, Carolina ended the half on a 16-2 run with back-to-back 3-pointers coming from Johnson and Thornwell to go with six points from junior forward Laimonas Chatkevicius. The Gamecocks took a 55-25 lead into the break after shooting 19-of-34 (55.9 percent) and holding the Tigers to only eight made field goals in the opening 20 minutes.

Carolina extended its lead to 39 nearly seven minutes into the second half after holding Benedict without a made field goal through the first seven-plus minutes of the set. The Gamecocks continued to build on their lead the rest of the way, ending the game with a 92-47 win.

Junior guard Austin Constable did not play in the exhibition contest due to a left knee injury, and sophomore guard Justin McKie did not play due to a concussion.

EXHIBITION



Official Basketball Box Score - Game Totals - Final Statistics
Benedict College vs South Carolina
 10/26/14 4 p.m. ET at Columbia, S.C. (Colonial Life Arena)

Benedict College 47 • 0-0

##	Player	Total		3-Ptr		Rebounds		PF	TP	A	TO	Blk	Stl	Min
		FG	FGA	FT	FTA	Off	Def							
32	SMITH, Lafonzo	1-6	0-1	1-3	0	1	2	3	0	0	1	0	0	20
34	MANTOVANI, Roberto	2-3	0-0	1-1	2	3	3	5	0	3	0	1	1	24
10	REYNARD, Brennan	1-11	0-4	4-4	1	1	2	3	6	3	4	0	3	31
14	RANSOM, Kareem	3-9	2-5	4-4	2	2	4	3	12	1	0	0	0	27
22	CRAWFORD, Andrew	3-17	2-11	0-1	0	5	5	8	2	0	0	1	3	31
05	PEEPLES, Justin	1-5	1-5	2-2	0	2	3	5	1	2	0	0	0	13
12	ROBIN, Kel	1-5	0-1	0-0	0	0	0	2	0	0	0	0	0	9
24	COOKE, Quiron	1-3	0-2	0-0	2	1	3	2	2	0	1	0	1	11
25	JOHNSON, Deonte	0-5	0-0	2-2	1	1	2	3	2	0	0	0	0	11
30	HARRIS, Christopher	0-1	0-1	0-0	1	0	1	0	0	0	0	0	0	2
33	FITZGERALD, Seth	0-1	0-0	0-0	0	2	0	0	0	0	0	0	0	2
35	JOHNSON, Shamari	0-0	0-0	0-0	0	0	1	0	0	0	0	0	0	4
50	HOLLOWAY, Aumtrill	0-2	0-0	0-0	0	0	0	1	0	2	0	0	0	10
52	DEJOURDAN, Elan	0-1	0-0	2-2	0	0	0	1	2	0	0	0	0	5
Team				4		4								
Totals		13-69	5-30	16-19	13	18	31	22	47	7	13	1	5	200
FG % 1st Half:		8-37	21.6%	2nd half:	5-32	15.6%	Game:	13-69	18.8%					Dealt
3FG % 1st Half:		3-15	20.0%	2nd half:	2-15	13.3%	Game:	5-30	16.7%					Rebounds
FT % 1st Half:		5-6	83.3%	2nd half:	11-13	84.6%	Game:	16-19	84.2%					1.2

South Carolina 92 • 0-0

##	Player	Total		3-Ptr		Rebounds		PF	TP	A	TO	Blk	Stl	Min
		FG	FGA	FT	FTA	Off	Def							
21	HENRY, Demetrius	6-8	0-0	3-4	0	7	7	0	15	0	1	1	0	21
4	CARRERA, Michael	2-5	0-1	1-2	4	11	5	4	5	2	0	2	0	23
00	THORNWELL, Sindarius	5-10	2-5	2-3	0	3	4	14	1	0	3	0	2	32
04	JOHNSON, Tyrone	6-11	4-6	7-7	4	2	6	23	6	1	0	1	30	
10	NOTICE, Duane	1-7	0-4	8-10	0	3	3	2	9	2	0	1	32	
00	STROMAN, Marcus	2-6	0-0	1-2	1	0	1	3	5	3	7	0	20	
14	CHATKEVICIUS, L.	5-6	0-0	0-0	2	10	12	10	1	1	1	0	17	
15	THEUS JR., Reggie	1-3	0-1	0-0	0	2	2	1	2	1	3	0	16	
25	KACINAS, Mindaugas	4-8	0-0	0-0	4	3	7	3	8	0	2	0	18	
Team				1		4								
Totals		32-64	6-17	22-28	16	45	61	17	92	23	15	9	2	200
FG % 1st Half:		19-34	55.9%	2nd half:	13-30	43.3%	Game:	32-64	50.0%					Dealt
3FG % 1st Half:		3-8	37.5%	2nd half:	3-9	33.3%	Game:	6-17	35.3%					Rebounds
FT % 1st Half:		14-17	82.4%	2nd half:	8-11	72.7%	Game:	22-28	78.6%					2

Officials: Bruce Benedict, Brent Hampton, Will Howard
 Technical fouls: Benedict College-None. South Carolina-None.
 Attendance: 10011
 Exhibition game

Score by periods	1st		2nd		Total
	1st	2nd	1st	2nd	
Benedict College	24	23	47		
South Carolina	55	37	92		

Last FG - SC 2nd-03:07. SC 2nd-02:09.
 Largest lead - BC by 21 1st-19:38. SC by 47 2nd-01:55.
 BC led for 00:16. SC led for 38:17. Game was tied for 01:27.

GAME #1 - SOUTH CAROLINA 81, N. FLORIDA 56
NOV. 14, 2014/COLONIAL LIFE ARENA

COLUMBIA, S.C. - The South Carolina men's basketball team (1-0) opened the 2014-15 season Friday night with a matchup with the North Florida Ospreys (0-1). Of the 11 players who saw time in the game, six would score eight points or more to spark an 81-56 win. Demetrius Henry and Tyrone Johnson led the team with 12 points apiece and Mindaugas Kacinas went for nine points and 11 rebounds.

Henry's second dunk in the opening two minutes of the contest gave the Gamecocks an early 8-6 lead over the Ospreys. That dunk would spark a run that would give the team a lead for good, as the score would balloon to 22-8 over the next six minutes. The team would not trail in the game. Henry scored six of Carolina's first 14 points with his third dunk of the half at the 15-minute mark and the Gamecocks extended their lead to 12 points at the under-12 minute media timeout at 25-13.

The Gamecocks pushed their lead to twenty at 36-16 with just over five minutes remaining in the opening half on a dunk from junior forward Laimonas Chatkevicius. That would be the exclamation point on what would be a 13-0 run that spanned from 9:39 to 4:07 in the half.

Beau Beech would break the Osprey's scoreless stretch, but by then it would be too late. Carolina held a 48-27 upperhand at the half after hitting 53.1 percent (17-32) from the floor in the opening 20 minutes. Balanced scoring in the first half propelled the Gamecocks, as six different Carolina players scored at least six points in the half, led by Henry's eight.

The play down low would be the difference in the first half, setting a tone that would prevail for the entire game. In the first 20 minutes the Gamecocks held a 26-10 advantage in points in the paint with a 21-11 rebounding margin.

Carolina continued its strong offensive performance early in the second half, as both Henry and Johnson reached double-figures before the first media timeout. Battling foul trouble, the Ospreys struggled offensively, hitting just three of their first nine shots of the second half, trailing the Gamecocks 57-34 at the 15-minute mark. The lead would grow as large as 29 points in the convincing win.

As a team, South Carolina made better than half of its shots (29-57) and won the battle of the boards 42-28 with ten offensive rebounds. The bench would be featured often in the game, with the six reserves pitching in a combined 35 points. In his first collegiate game, freshman guard Marcus Stroman played like a veteran with a line of six points, six assists, two steals and no turnovers. As a team, South Carolina committed just nine turnovers (two in the first half) while forcing its opponent into 15.

GAME #1



Official Basketball Box Score - Game Totals - Final Statistics
UNF vs South Carolina
 11/14/14 7 p.m. ET at Columbia, S.C. (Colonial Life Arena)

UNF 56 • 0-1

##	Player	Total		3-Ptr		Rebounds		PF	TP	A	TO	Blk	Stl	Min
		FG	FGA	FT	FTA	Off	Def							
33	BANKS, Romelo	0-6	0-0	4-7	0	0	0	2	4	0	1	2	0	26
34	DAVENPORT, Chris	3-4	0-1	0-0	0	5	5	6	1	1	1	0	23	
00	NESSBIT, Jalen	2-5	2-4	2-3	1	5	6	1	8	2	4	0	32	
02	BEECH, Beau	3-7	3-7	0-0	0	2	5	9	0	2	0	0	27	
14	MOORE, Dallas	7-13	3-5	4-4	0	4	1	21	1	4	0	0	31	
04	WILSON, Devin	0-1	0-0	0-0	0	1	0	0	0	0	0	0	5	
16	MACKAY, Trent	1-7	1-7	0-0	0	1	3	3	3	0	0	0	22	
12	BODAGY, Aaron	1-7	1-7	0-0	0	1	1	0	3	1	1	0	20	
32	DANIELS, Demarcus	1-3	0-1	0-2	1	1	2	5	2	0	2	0	18	
Team				4		2								
Totals		18-53	10-32	10-16	6	22	28	22	56	9	15	5	2	200
FG % 1st Half:		10-25	40.0%	2nd half:	8-28	28.6%	Game:	18-53	34.0%					Dealt
3FG % 1st Half:		5-14	35.7%	2nd half:	5-18	27.8%	Game:	10-32	31.3%					Rebounds
FT % 1st Half:		2-2	100.0	2nd half:	8-14	57.1%	Game:	10-16	62.5%					3

South Carolina 81 • 1-0

##	Player	Total		3-Ptr		Rebounds		PF	TP	A	TO	Blk	Stl	Min
		FG	FGA	FT	FTA	Off	Def							
21	HENRY, Demetrius	6-9	0-0	0-0	0	2	2	5	12	0	2	1	0	20
4	CARRERA, Michael	2-4	0-0	4-6	2	1	3	1	8	2	1	1	1	17
00	THORNWELL, Sindarius	3-7	0-1	0-0	3	1	4	0	6	2	1	1	20	
04	JOHNSON, Tyrone	5-7	0-0	2-3	0	5	5	12	4	0	0	0	28	
10	NOTICE, Duane	2-5	1-1	3-4	0	4	1	8	5	1	0	1	21	
01	STROMAN, Marcus	3-7	0-1	0-0	0	3	3	1	6	0	0	2	25	
14	CHATKEVICIUS, L.	4-6	0-0	3-4	1	3	4	11	0	2	0	0	17	
15	THEUS JR., Reggie	0-0	0-0	0-0	0	0	0	0	0	0	1	0	4	
20	MCKIE, Justin	0-3	0-2	3-4	0	0	0	2	3	0	0	0	8	
25	KACINAS, Mindaugas	2-5	1-2	4-5	2	9	11	4	9	0	1	0	25	
35	STEELE, Brian	2-4	2-4	0-0	0	2	2	0	6	0	0	0	15	
Team				2		4								
Totals		29-57	4-11	19-26	10	32	42	15	81	19	9	3	7	200
FG % 1st Half:		17-32	53.1%	2nd half:	12-25	48.0%	Game:	29-57	50.9%					Dealt
3FG % 1st Half:		2-3	66.7%	2nd half:	2-8	25.0%	Game:	4-11	36.4%					Rebounds
FT % 1st Half:		12-15	80.0%	2nd half:	7-11	63.6%	Game:	19-26	73.1%					3

Officials: James Barker, Glenn Tuitt, Will Howard
 Technical fouls: UNF-None. South Carolina-None.
 Attendance: 10473
 2014-15 Season Opener

Score by periods	1st		2nd		Total
	1st	2nd	1st	2nd	
UNF	27	29	56		
South Carolina	48	33	81		

Last FG - BU 2nd-00:18. SC 2nd-00:42.
 Largest lead - UNF None. SC by 29 2nd-09:24.
 UNF led for 00:00. SC led for 38:53. Game was tied for 01:07.

GAME #2 - BAYLOR 69, SOUTH CAROLINA 65
NOV. 18, 2014/COLONIAL LIFE ARENA

COLUMBIA, S.C. - The South Carolina men's basketball team hosted Baylor Tuesday afternoon as part of the ESPN College Hoops Tip-Off Marathon. The noon start wouldn't face either side, as the physical matchup was closely contested throughout. The Bears (2-0) were able to keep Carolina (1-1) at arm's length for much of the game, and were able to seal the game with a pair of free throws late in a 69-65 win.

Senior guard Tyrone Johnson scored a career-high 21 points to lead the Gamecocks in a game that featured six ties and six lead changes.

Both teams were cold in first half, with Carolina shooting 32 percent and Baylor 38. It was even colder from deep, with the two sides combining to hit just three of 20 3-point attempts. The charity stripe would be the most forgiving area, with Baylor hitting 11-of-12 and Carolina making 9-of-10.

Baylor controlled the game early, but a 7-0 run from 9:23 to 7:15 of first half gave the Gamecocks an 18-16 lead. As was the case all day long, when one side seemed to gain momentum it would be quickly snatched away, and the Bears would use a quick 6-0 run in the final two minutes of the half to take a 30-27 lead. Johnathan Motley jumper that fell just before the buzzer capped the run, the forward would lead all scorers in the half with 13.

The Gamecocks went for much of the opening frame without starters Duane Notice (four minutes) and Demetrius Henry (seven), who were plagued by early foul trouble.

In the final 20 minutes, the Gamecocks were unable to cut deep

GAME #3 - SOUTH CAROLINA 69, CORNELL 45
NOV. 20, 2014/TD ARENA/CHARLESTON CLASSIC

CHARLESTON, S.C. - An opportunistic defense would drive the South Carolina men's basketball team to a win over Cornell on the opening night of the Charleston Classic, held at TD Arena. The Gamecocks (2-1) forced 17 turnovers en route to a 69-45 win, holding the Big Red (2-2) to 27 percent shooting from the field.

Sindarius Thornwell led the team with 14 points despite playing just six minutes of the second half. Mindaugas Kacinas pulled down 11 rebounds to go with 10 points for the team's first double-double of the season and his partner on the post Laimonas Chatkevicius added eight points and seven boards off the bench. Every player on the active roster saw time on the floor, with ten scoring at least two points.

After an even start to the game, Carolina went on a 13-0 run from the 15:20 mark until just under ten minute remaining to open up a 22-11 lead. Five different players contributed to the game-changing run. Thornwell led the early charge, scoring 10 of the team's first 12 points before ending the half with 13.

Bench play would be the difference maker in the first 20 minutes, as the Gamecock reserves outscored their Cornell counterparts 15-0. Kacinas and Chatkevicius combined for 10 points and 14 rebounds, and Marcus Stroman pitched in five points and three steals.

Though it would shoot just 36 percent as a team, Carolina carried a 35-21 lead into the break after forcing 13 turnovers and limiting the Big Red to a tiny 30 percent on 7-of-23 shooting. The Gamecocks had averaged just 13 turnovers forced per game in its first two contests of the 2014-15 season coming into Thursday night.

The second half would be no different, as the lead would dip to 13 with 18:49 to play, but a 13-1 run from then until the 13:19 mark set the team back on the right path. The lead would grow to as large as 28 points. The key in the final 20 minutes would be rebounding, as the Gamecocks enjoyed a 23-15 advantage over a Cornell side that shot just 24 percent in the period.

GAME #4 - CHARLOTTE 65, SOUTH CAROLINA 63
NOV. 21, 2014/TD ARENA/CHARLESTON CLASSIC

CHARLESTON, S.C. - A potential game-winning three pointer from Sindarius Thornwell caromed just off as Charlotte (3-0) earned a 65-63 win over South Carolina (2-2) Friday night in the semifinals of the Charleston Classic. Hot shooting from the 49ers early in the second half erased a seven-point Gamecock lead at the half.

With just over a minute to play in a 63-all game, Thornwell blocked a 3 to start a fastbreak with Marcus Stroman. Thornwell would take a contested floater in transition and missed, and the follow from Duane Notice would be slapped off the backboard. Charlotte would make a pair of free throws on the ensuing possession to provide the game's final points, but Carolina still had chances late.

Inbounding from half court with 14 seconds to play and trailing by just two, Carolina was called for a five-second violation. Before Charlotte could inbound a foul put them at the line for a chance to seal it, but both attempts would be missed. On the second miss, a scramble for the ball would be called in favor of the 49ers, but after review the Gamecocks would get one last chance. Thornwell's attempt for a 3 hit the rim, but did not connect.

The first half was dominated by Carolina after it used an 11-2 run from the 16:28 mark to 13:11 going from down 6-4 to up 15-8. The Gamecocks would make six-straight field goals early in that stretch and 10-of-15 total in the first 10 minutes of action.

The 49ers returned that favor to start the second half, hitting 7-of-9 shots in the first six minutes to erase Carolina's 36-29 halftime lead while the Gamecocks would shoot just 37 percent in the final 20 minutes. The biggest disparity with the second-half shooting was the 49ers making 4-of-5 3s, while Carolina hit just twice on nine attempts.

A 10-0 run from 12:41 to 9:09 in the second half gave Charlotte its largest lead of the game, a 55-48 advantage. Mindaugas Kacinas made sure the momentum would not swing all the way to the visitors, scoring seven-straight points on his own to put Carolina up 57-55 and force a timeout. The 49ers were able to hold on for the late win despite not making a field goal for the final three minutes of action.

Thornwell would lead all scorers in the game with 20 points, 18 of which came in the first half. Michael Carrera and Kacinas joined him in double figures, with 11 apiece.

GAME #5 - AKRON 68, SOUTH CAROLINA 63
NOV. 23, 2014/TD ARENA/CHARLESTON CLASSIC

CHARLESTON, S.C. - The Gamecocks (2-3) wrapped up play at the Charleston Classic Sunday evening, dropping a 68-63 contest to Akron (3-1). Shooting slumps bookending the game would be the difference as the Carolina offense lost its third game of the season by five points or less.

The offense struggled to find its rhythm in the first half. After a jumper from Sindarius Thornwell in the team's first possession of the game, the Gamecocks missed their next eight shots and was 1-of-12 while the Zips went ahead 10-4. While the team's shooting luck would improve, it would shoot just 29 percent from the floor in the first half.

Akron was never able to put up a big lead during the Carolina cold streak thanks to solid rebounding and a strong defensive effort. After a layup at the 6:19 mark to put the Zips ahead 21-18, they would hit just 1-of-9 attempts until the halftime horn. Free throws would carry them to the break, as they made seven in the final four minutes.

Coming in averaging 12 offensive rebounds per game, the Gamecocks had 15 in the first half alone to allow them to attempt 11 more shots. Thornwell had four offensive boards on his own, as did Mindaugas Kacinas. Marcus Stroman led the offense with six points in 15 minutes off the bench.

The Zips came out of the locker room on a hot streak offensively, hitting six of their first seven shots to build their biggest lead of the night at the 16-minute mark, 44-32. A quick 7-0 run from the Gamecocks cut into that margin and forced a timeout, with layups from Kacinas and Chatkevicius that sandwiched a 3-pointer from Duane Notice.

After avoiding a big deficit, the Gamecocks chased the Zips over the next six minutes of the game with the lead fluctuating from eight down to one before a Chakevicius free throw with 6:55 to play brought about the game's first tie since it was 2-2.

The Carolina offense went into a four-minute scoreless stretch soon after the tie that allowed Akron to build up a 63-58 lead before a Thornwell jumper with 34 seconds left. Turnovers on four straight possessions in that stretch for South Carolina would be the key.

After Thornwell's jumper made it 63-60, the Zips hit 5-of-6 free throws to maintain a two-possession lead and outlast the final comeback.

Thornwell led the team with 13 points and was joined in double figures by Chatkevicius (11) and Duane Notice (12). The team pulled down a season-high 21 offensive rebounds, leading to 14 more shots than Akron and 17 second-chance points.

GAME #3

Official Basketball Box Score -- Game Totals -- Final Statistics
Cornell vs S. Carolina
11/20/14 8:25 p.m. at Charleston, S.C. (TD Arena)

Cornell 45 • 2-2

#	Player	Total		3-Ptr		Rebounds		PF	TP	A	T	Blk	Stl	Min	
		FG	FGA	FG	FGA	FT	FTA								Off
00	Onuorah, David	1	1	0	0	3	1	4	3	2	0	1	2	0	17
32	Miller, Shonn	1	2	0	2	5	0	3	5	9	0	1	1	0	29
05	Hatter, Robert	1	2	0	0	0	2	2	1	4	0	2	0	1	19
13	Cherry, Devin	1	3	1	1	0	5	5	2	8	2	7	0	2	30
23	Cancer, Galal	1	2	1	4	5	1	2	3	10	1	2	0	1	28
01	Smith, Darryl	0	0	0	0	2	2	0	0	2	0	0	0	1	10
04	LaMore, Dave	0	0	0	0	1	1	2	1	0	0	0	2	0	16
11	Fleming, Desmond	0	0	0	0	0	0	0	0	0	0	0	0	0	5
12	Aldor-Rad'ot, Jordan	0	1	0	0	0	1	1	1	0	0	0	0	0	6
15	Bunce, Braxton	0	0	0	0	1	0	1	0	0	0	0	0	0	6
20	Bathurst, Wil	0	3	0	2	1	2	1	1	1	2	1	2	1	10
22	Mischler, Robert	0	0	0	0	0	0	0	0	1	0	0	0	0	3
25	Fallas, Jolo	4	4	3	0	0	1	2	1	11	0	2	0	1	14
35	Tomic, Ned	0	1	0	0	0	1	1	1	0	0	0	0	0	5
50	Giddens, Deion	0	0	0	0	1	0	1	0	0	0	0	0	0	2
Team		0-0		2-2		4		2		4		6		20	
Totals		14-52		5-20		12-16		10-22		32		19		45	

FG 1st Half: 7-23 30.4% 2nd Half: 7-29 24.1% Game: 14-52 26.9%
 3FG 1st Half: 2-9 22.2% 2nd Half: 3-11 27.3% Game: 5-20 25.0%
 FT 1st Half: 5-7 71.4% 2nd Half: 7-9 77.8% Game: 12-16 75.0%

S. Carolina 69 • 2-1

#	Player	Total		3-Ptr		Rebounds		PF	TP	A	T	Blk	Stl	Min	
		FG	FGA	FG	FGA	FT	FTA								Off
24	CARRERA, Michael	1	2	1	1	0	0	4	4	2	5	0	2	2	0
21	HENRY, Demetrius	1	3	0	0	1	0	1	3	2	0	1	0	0	13
00	THORNWELL, Sindarius	5	11	3	8	1	2	2	4	14	0	0	0	1	23
04	JOHNSON, Tyrone	2	7	1	3	2	0	3	3	7	5	2	1	2	25
10	NOTICE, Duane	1	4	0	1	4	5	1	1	6	4	1	0	0	23
01	STROMAN, Marcus	1	6	0	1	4	0	1	3	6	3	2	0	3	25
14	CHATKEVICIUS, L.	4	7	0	0	1	6	7	0	8	1	1	2	0	20
15	THEUS JR., Reggie	0	0	0	0	0	0	0	0	0	0	0	0	1	4
20	MCKIE, Justin	2	2	2	2	1	2	3	1	8	0	0	0	0	8
25	KACINAS, Mindaugas	3	8	0	2	4	4	7	11	10	1	0	2	26	
35	STEELE, Brian	1	7	1	4	0	0	3	3	1	3	2	1	0	16
Team		2-4		6		4		6		11		5		20	
Totals		22-58		8-22		17-21		14		30		44		69	

FG 1st Half: 12-33 36.4% 2nd Half: 10-25 40.0% Game: 22-58 37.9%
 3FG 1st Half: 3-11 27.3% 2nd Half: 5-11 45.5% Game: 8-22 36.4%
 FT 1st Half: 8-10 80.0% 2nd Half: 9-11 81.8% Game: 17-21 81.0%

Score by periods	1st	2nd	Total
Cornell	21	24	45
S. Carolina	35	34	69

Points In Off 2nd Fast
 COR 24 14 4 4 12
 SC 18 15 13 4 35

GAME #4

Official Basketball Box Score -- Game Totals -- Final Statistics
Charlotte vs S. Carolina
11/21/14 7 p.m. at Charleston, S.C. (TD Arena)

Charlotte 65 • 3-0

#	Player	Total		3-Ptr		Rebounds		PF	TP	A	T	Blk	Stl	Min	
		FG	FGA	FG	FGA	FT	FTA								Off
21	CLAYTON, Willie	1	5	0	0	1	4	1	5	2	11	0	2	1	27
12	THORNE JR., Mike	4	8	0	0	2	5	0	4	4	2	10	0	2	34
01	OGBUZZE, Braxton	4	9	3	5	3	4	1	2	2	14	2	2	0	30
14	WILLIAMS, Terrence	3	5	1	2	0	0	7	7	3	7	1	1	0	26
15	HENRY, Pierria	3	9	0	2	6	7	7	2	12	2	8	1	3	36
02	DORN, Torin	1	2	0	1	0	1	1	0	2	1	0	0	0	18
05	WOODS, Keyshawn	2	4	1	1	1	1	0	1	0	6	0	0	1	13
11	BENKOVIC, Ivan	1	5	1	4	0	0	0	0	1	3	0	0	0	12
20	BLAKLEY, Cameron	0	2	0	0	0	1	1	1	0	0	1	0	0	4
Team		2-2		4		4		6		17		5		20	
Totals		23-53		6-17		13-19		8		24		32		65	

FG 1st Half: 10-28 35.7% 2nd Half: 13-25 52.0% Game: 23-53 43.4%
 3FG 1st Half: 2-11 18.2% 2nd Half: 4-6 66.7% Game: 6-17 35.3%
 FT 1st Half: 7-9 77.8% 2nd Half: 6-10 60.0% Game: 13-19 68.4%

S. Carolina 63 • 2-2

#	Player	Total		3-Ptr		Rebounds		PF	TP	A	T	Blk	Stl	Min	
		FG	FGA	FG	FGA	FT	FTA								Off
24	CARRERA, Michael	1	5	1	2	0	0	2	2	2	11	0	1	2	20
21	HENRY, Demetrius	2	2	0	0	0	0	1	4	4	0	1	0	0	13
00	THORNWELL, Sindarius	8	24	1	10	3	4	1	7	8	20	1	1	2	34
04	JOHNSON, Tyrone	0	4	0	0	0	0	0	2	0	1	1	0	1	18
10	NOTICE, Duane	3	10	1	4	2	2	1	3	1	9	5	1	0	35
01	STROMAN, Marcus	1	2	0	0	2	2	0	3	3	4	4	1	0	22
14	CHATKEVICIUS, L.	2	4	0	0	1	6	7	1	4	1	2	3	0	24
15	THEUS JR., Reggie	0	0	0	0	0	0	0	0	0	0	0	0	0	3
20	MCKIE, Justin	0	1	0	1	0	0	0	0	0	1	0	0	0	4
25	KACINAS, Mindaugas	5	5	0	0	1	5	6	4	11	0	1	1	0	23
35	STEELE, Brian	0	1	0	0	2	2	1	0	1	0	1	0	1	8
Team		2-4		4		4		6		11		5		20	
Totals		26-61		3-18		8-9		11		26		37		65	

FG 1st Half: 15-31 48.4% 2nd Half: 11-30 36.7% Game: 26-61 42.6%
 3FG 1st Half: 1-8 12.5% 2nd Half: 2-10 20.0% Game: 3-18 16.7%
 FT 1st Half: 5-6 83.3% 2nd Half: 3-3 100.0% Game: 8-9 88.9%

Score by periods	1st	2nd	Total
Charlotte	29	36	65
S. Carolina	36	27	63

Points In Off 2nd Fast
 CHA 24 10 7 0 11
 SC 30 18 6 6 19

GAME #5

Official Basketball Box Score -- Game Totals -- Final Statistics
Akron vs S. Carolina
11/23/14 6:30 pm at TD Bank Arena / Charleston, S.C.

Akron 68 • 3-1

#	Player	Total		3-Ptr		Rebounds</	
---	--------	-------	--	-------	--	------------	--

**GAME #12 - SOUTH CAROLINA 64, NO. 9 IOWA STATE 60
JAN. 3, 2015/BARCLAYS CENTER/BROOKLYN, N.Y.**

BROOKLYN, N.Y. - On its biggest stage of the season so far, it was an old standby that would help South Carolina notch a signature win Saturday night, beating No. 9 Iowa State 64-60 at the Barclays Center in New York City. The Gamecocks (9-3) used a stingy defense to limit the Cyclones (10-2) to their lowest-scoring game since Jan. 23, 2013 while clinching its first win over a top-ten opponent since the 2009-10 season.

The Gamecocks came out firing from the opening tip, streaking out to a 15-4 lead through the first five minutes of the game. That burst was led by Tyrone Johnson, who scored nine of those 15 points for the hot start, making three straight field goals and adding in a pair of free throws.

The Cyclones answered with a run to cut the deficit to 20-17, but another 12-3 run would give Carolina the game's biggest lead at 32-20. Foul troubles would weaken the frontcourt attack for the Gamecocks, and Iowa State would take advantage with a strong transition offense that cut into the lead and would enter the halftime break down just one point, 36-35.

Coming out of the break the lead would never go higher than six points as every basket would come at a premium. The Gamecocks would score the first two baskets of the half, but Iowa State would remain in striking distance and would finally take its first lead of the game with a 9-2 run that turned a 45-39 deficit into a 48-47 lead.

The lead was traded back and forth on the ensuing possessions before the Gamecocks found themselves down 51-49 with 6:30 to play in the game. Playing shorthanded with foul troubles, Carolina would flip the momentum with a quick 7-0 run over the next two minutes for the 56-51 lead.

After Mindaugas Kacinas and Laimonas Chatkevicius each picked up their fifth fouls to leave the game with a 58-56 lead and two minutes to play, Sindarius Thornwell would provide a trio of clutch plays that would seal the win. The first was an old-fashioned 3-point play with 1:51 to go gave Carolina a five-point lead 61-56.

He followed with another layup as the shot clock was winding down for a 63-57 lead and just a minute to play. After Iowa State got within one possession and had the ball looking for the tie, Thornwell made the steal and hit a free throw to seal the win thanks to the four-point advantage.

South Carolina's three starting guards - Johnson, Thornwell and Duane Notice combined to score 41 of the team's 64 total points. Johnson (Plainfield, N.J.) and Notice (Woodbridge, Ontario) were playing in front of a large group of family and friends, as was Brooklyn native Shamiek Sheppard, who played in his second game back from injury.

**GAME #13 - FLORIDA 72, SOUTH CAROLINA 68
JAN. 7, 2015/COLONIAL LIFE ARENA**

COLUMBIA, S.C. - Two defensive powers collided Wednesday night in the SEC opener, and a shooting slump in the second half for South Carolina (9-4, 0-1 SEC) would be the difference in a 72-68 loss to Florida (7-6, 1-0 SEC). Tyrone Johnson led the team with 20 points, but the Gamecocks would make only eight field goals in the second half to see their seven-game win streak snapped.

The Gamecocks fought through early adversity in the opening half as Florida's full-court pressure on defense forced turnovers and gave the Gators a quick 17-6 lead just six minutes in. The strong start was buoyed by an 11-0 run that broke up a 6-all tie. Adding to the issues was the quick exit from sophomore guard Sindarius Thornwell, who played just the first six minutes before leaving with foul trouble.

Needing a way to get back into contention, Carolina would turn to its nationally ranked defense to slow down Florida. After a layup from Marcus Stroman broke up the run, the Gamecocks held the visitors without a point for more than four minutes while embarking on an 11-0 run of their own to tie it back up at 17 with 9:33 to play. The rest of the half would be closely contested, with the final four minutes played as a one-possession game.

With Florida's defense locking down Duane Notice and Thornwell on the bench, Tyrone Johnson picked up the scoring slack with an electrifying half. He led all scorers with 11 points on 4-of-6 shooting that included a pair of three-point plays off tough layups. With the game tied at 31 and under a minute to play before halftime, Notice would hit on his first field goal of the game for Carolina's first lead of the game, 34-31 at the break.

The strong end to the half would not carry over into the final 20 minutes for the Gamecock offense. After a jumper from Laimonas Chatkevicius with 18:34 to play, Carolina would make just one field goal in 11 attempts for the next nine minutes to see its 38-32 lead turn into a 51-46 deficit. Free throws would be the team's primary weapon in that stretch and for the half in general, as it would make 16-of-17 in the second half alone and 23-of-27 for the game.

Despite the struggles from the field, Carolina would still lead through the first eight minutes of the half. Florida's Michael Frazier would tie the game at 44 with 11:37 to go, but the game would turn after a flagrant foul was called on Chatkevicius. The call led to a pair of free throws to give Florida a lead it would never give back. It scored the next seven points and kept the Gamecocks at a two-possession deficit until the waning seconds of the game.

It would not be until the final 30 seconds that Carolina's offense was able to find paydirt consistently, with a pair of 3s from Mindaugas Kacinas and a layup by Johnson. Despite not making a field goal for the final 3:19 of the game, Florida countered with a clutch performance from the free throw line to squish any comeback attempts, making eight straight to give the home side no chance at the tie.

Aside from the three straight made field goals in the last minute of regulation, Carolina would make just 5-of-21 attempts in the final half. The missed shots were exacerbated by a strong rebounding effort from Florida, who allowed just 23 to the Gamecocks for the game.

**GAME #14 - OLE MISS 65, SOUTH CAROLINA 49
JAN. 10, 2015/TAD SMITH COLISEUM/OXFORD, MISS.**

OXFORD, Miss. - The men's basketball team opened the SEC road slate Saturday with a matchup with Ole Miss. The Rebels would lead throughout the game as the Gamecocks were slowed offensively for a season-low in points, losing 65-49.

The loss moves Carolina to 9-5 overall and 0-2 in the SEC, while the Rebels even their record at 1-1 and 10-5 for the season. Tyrone Johnson's 13 points led the team in scoring, Sindarius Thornwell and Duane Notice each scored nine.

The game got off to a slow start, as the lights at Tad Smith Coliseum cut out as the teams were heading off for the under-16 minute media timeout. After a 23-minute delay the game resumed. The Gamecocks would trail 33-27 at the break, using an 11-5 run in the final four minutes.

A pair of drives to the bucket for Johnson opened the second half and Carolina would tie the game at 33-all to force a quick timeout. The Rebels would counter with a full-court press that effectively limited the Carolina comeback attempt. After missing most of the first half to foul trouble, Ole Miss' Stefan Moody erupted for all 16 of his points in the second half as the Rebels pulled away in the middle portion of the final 20 minutes.

The Gamecocks would miss on all 10 of their 3-point attempts in the second half and made just 18-of-49 overall from the field in the game. After tying the game up at 33, it would be three minutes before another field goal would fall to allow a 10-3 run. The final straw would be the cold streak to end the game. After a layup from Thornwell with 4:56 to play to make it a nine-point game, Carolina would go 0-5 from the floor with three turnovers to see Ole Miss end the game on an 8-1 run.

GAME 12



Official Basketball Box Score - Game Totals - Final Statistics
South Carolina vs Iowa State
01/03/15 8:00 p.m. at Brooklyn, NY (Barclays Center)

South Carolina 64 • 9-3

##	Player	Total		3-Ptr		Rebounds		PF	TP	A	T	Bk	Stl	Min					
		FG-FGA	FT-FTA	FG-FGA	FT-FTA	Off	Def								PF	TP	A	T	Bk
14	CHATKEVICIUS, L.	2-3	0-1	0-0	1-2	3	5	4	0	3	0	0	0	20					
21	HENRY, Demetrius	3-6	0-0	1-2	2-3	5	5	7	0	3	0	0	0	27					
00	THORNWELL, Sindarius	4-8	1-2	4-8	1-7	8	3	13	0	3	0	1	1	27					
04	JOHNSON, Tyrone	5-12	1-2	2-2	1-6	7	2	13	3	1	1	1	1	35					
10	NOTICE, Duane	5-12	0-4	5-9	2-4	6	0	15	4	4	0	3	3	37					
01	STROMAN, Marcus	1-1	0-0	0-0	1-1	2	3	2	1	3	0	1	0	9					
12	SHEPPARD, Shamiek	1-4	0-0	0-0	1-1	2	2	0	0	1	1	1	1	11					
20	MCKIE, Justin	1-2	0-1	0-0	0-1	1	0	2	0	1	0	1	0	12					
24	CARRERA, Michael	1-2	0-0	1-1	0-0	3	0	3	0	0	1	1	1	15					
25	KACINAS, Mindaugas	0-0	0-0	3-4	0-1	1	5	3	0	1	1	0	0	7					
Team				2		5				1									
Totals		23-50		2-10		16-26		11		31		42		64		8		20	
FG % 1st Half:		13-28 46.4%		2nd Half:		10-22 45.5%		Game:		23-50 46.0%						Deadball			
3FG % 1st Half:		2-7 28.6%		2nd Half:		0-3 0.0%		Game:		2-10 20.0%						Rebounds			
FT % 1st Half:		8-11 72.7%		2nd Half:		8-15 53.3%		Game:		16-26 61.5%									

Iowa State 60 • 10-2

##	Player	Total		3-Ptr		Rebounds		PF	TP	A	T	Bk	Stl	Min					
		FG-FGA	FT-FTA	FG-FGA	FT-FTA	Off	Def								PF	TP	A	T	Bk
22	Hogue, Dustin	4-6	0-0	7-13	2-4	6	2	15	0	0	0	1	3	34					
11	Morris, Monté	5-11	0-1	0-1	2	0	2	1	10	2	1	0	2	38					
13	Dejean-Jones, Bryce	1-5	0-3	1-2	0	2	4	3	1	2	0	0	0	20					
15	Long, Naz	3-11	1-7	0-1	0	3	3	4	7	0	3	0	1	26					
31	Niang, Georges	3-13	0-4	4-6	2	6	4	10	3	4	1	2	3	34					
01	McKay, Jameel	4-8	0-0	7-10	4	2	6	15	2	1	2	3	28						
02	Nader, Abdel	0-1	0-1	0-0	0	1	1	0	0	2	1	0	1	10					
21	Thomas, Matt	0-2	0-2	0-0	0	1	1	0	0	0	0	0	1	10					
Team				2		3				1									
Totals		20-57		1-18		19-33		12		22		34		60		8		13	
FG % 1st Half:		13-30 43.3%		2nd Half:		7-27 25.9%		Game:		20-57 35.1%						Deadball			
3FG % 1st Half:		0-10 0.0%		2nd Half:		1-8 12.5%		Game:		1-18 5.6%						Rebounds			
FT % 1st Half:		9-18 50.0%		2nd Half:		10-15 66.7%		Game:		19-33 57.6%									

Officials: Joe DeKossa, Patrick Adams, Kip Kissinger
Technical fouls: South Carolina-None. Iowa State-Niang, Georges.
Attendance: 3546
Flagrant foul 1 called at 3:20 in 1st half on SC's Tyrone Johnson (#4).

Score by periods	1st	2nd	Total
South Carolina	36	28	64
Iowa State	35	25	60

Last FG - SC 2nd-01:03, ISU 2nd-00:48.
Largest lead - SC by 12 1st-06:23, ISU by 2 2nd-06:29.
SC led for 36:01, ISU led for 01:46. Game was tied for 01:52.

GAME #13



Official Basketball Box Score - Game Totals - Final Statistics
Florida vs South Carolina
1/17/14 7 p.m. ET at Columbia, S.C. (Colonial Life Arena)

Florida 72 • 8-6, 1-0 SEC

##	Player	Total		3-Ptr		Rebounds		PF	TP	A	T	Bk	Stl	Min					
		FG-FGA	FT-FTA	FG-FGA	FT-FTA	Off	Def								PF	TP	A	T	Bk
03	Robinson, Devin	1-5	0-2	2-2	0	3	3	4	2	2	0	1	1	17					
10	Finney-Smith, Dorian	7-12	2-6	4-5	2	5	7	4	20	2	1	2	29						
00	Hill, Kasey	2-5	0-0	5-7	1	0	1	5	9	1	6	0	0	25					
11	Chiozza, Chris	0-2	0-0	0-0	2	1	3	5	0	0	0	0	0	25					
25	Walker, Chris	2-5	0-1	0-0	1	3	4	1	4	0	3	3	0	20					
01	Carter, Eli	2-5	0-3	2-2	1	3	4	3	6	3	3	0	1	20					
05	Murphy, Alex	2-5	0-2	0-0	1	2	1	4	1	0	0	0	1	11					
20	Frazier, Michael	4-7	3-5	6-7	0	1	1	17	2	2	0	0	29						
30	Kurtz, Jacob	1-3	0-0	6-7	3	3	6	1	8	0	3	0	2	24					
Team				3		6				1									
Totals		21-49		5-19		25-30		14		23		24		72		14		17	
FG % 1st Half:		11-24 45.8%		2nd Half:		10-25 40.0%		Game:		21-49 42.9%						Deadball			
3FG % 1st Half:		2-8 25.0%		2nd Half:		3-11 27.3%		Game:		5-19 26.3%						Rebounds			
FT % 1st Half:		7-10 70.0%		2nd Half:		18-20 90.0%		Game:		25-30 83.3%									

South Carolina 68 • 9-4, 0-1 SEC

##	Player	Total		3-Ptr		Rebounds		PF	TP	A	T	Bk	Stl	Min					
		FG-FGA	FT-FTA	FG-FGA	FT-FTA	Off	Def								PF	TP	A	T	Bk
14	CHATKEVICIUS, L.	3-6	0-1	2-2	0	1	3	8	0	2	0	2	1	21					
21	HENRY, Demetrius	3-7	0-0	0-1	1	3	4	1	6	0	0	1	1	31					
00	THORNWELL, Sindarius	1-4	1-2	2-2	0	0	0	5	5	2	1	0	0	18					
04	JOHNSON, Tyrone	5-10	1-2	9-9	1	4	5	1	20	3	0	1	31						
10	NOTICE, Duane	1-7	1-3	2-2	0	2	2	1	5	2	2	0	0	27					
01	STROMAN, Marcus	2-5	0-1	3-5	0	0	0	3	7	3	4	0	29						
20	MCKIE, Justin	1-2	0-0	4-4	1	1	2	2	6	2	1	1	15						
24	CARRERA, Michael	1-2	0-0	0-0	2	0	2	2	2	0	0	1	5						
25	KACINAS, Mindaugas	3-6	2-4	1-2	1	4	5	2	9	1	1	0	23						
Team				1		2				1									
Totals		20-49		5-13		23-27		16		23		24		68		11		11	
FG % 1st Half:		12-24 50.0%		2nd Half:		8-25 32.0%		Game:		20-49 40.8%						Deadball			
3FG % 1st Half:		3-5 60.0%		2nd Half:		2-8 25.0%		Game:		5-13 38.5%						Rebounds			
FT % 1st Half:		7-10 70.0%		2nd Half:		16-20 80.0%		Game:		23-27 85.2%									

Officials: Anthony Jordan, Ted Valentine, Tim Gattis
Technical fouls: Florida-None. South Carolina-None.
Attendance: 12181
2015 SEC Opener

Score by periods	1st	2nd	Total
Florida	31	41	72
South Carolina	34	34	68

Last FG - UF 2nd-03:19, SC 2nd-00:06.
Largest lead - UF by 11 1st-14:15, SC by 6 2nd-18:24.
UF led for 27:36, SC led for 08:52. Game was tied for 02:27.

GAME #14



Official Basketball Box Score - Game Totals - Final Statistics
South Carolina vs Ole Miss
01-10-15

**GAME #21 - ARKANSAS 75, SOUTH CAROLINA 55
FEB. 3, 2015 / BUD WALTON ARENA / FAYETTEVILLE, ARK.**

FAYETTEVILLE, Ark. - An undermanned Gamecocks (11-10, 2-7 SEC) squad went toe-to-toe with Arkansas (17-5, 6-3) Tuesday night at Bud Walton Arena, ultimately falling 75-55. Injuries left the team with just nine healthy players, but the team fought through the adversity to take an early lead before fading in the second half to the fast-paced Hogs.

Both teams found their offense sputtering at times to start the half, with the Razorback opening with a 6-0 start after four missed field goals and four turnovers on its first six possessions for Carolina. The Gamecocks would answer back, though, as Arkansas would miss its next ten shots and went without a field goal for almost six minutes. Carolina went on a 10-0 run in that span to take their first lead of the night, with four pieces coming from Marcus Stroman and Mindaugas Kacinas.


They would lead by as much as six points before the Hogs went on an extended run of their own. Starting down 16-10, the home side outscored Carolina 18-3 in a span of five minutes to climb ahead 28-19. It would carry a 35-28 lead into the halftime break.

The first 20 minutes saw poor offensive numbers on both ends, with Arkansas hitting on 35 percent from the field and Carolina 32 percent. The biggest factor for the halftime deficit would be turnovers, with the Razorbacks owning a plus-nine margin in the category and outscoring the Gamecocks 13-0 in points off turnovers.

Foul trouble would cut into the already thin lineup, as Tyrone Johnson picked up three fouls within the first 90 seconds of action and sat with four fouls for most of the half. Stroman stepped up strong in the senior's absence, putting together his best game of the conference season with ten points, six assists and four rebounds.

Sindarius Thornwell and Laimonas Chatkevicius also had to negotiate around three early fouls, and Thornwell had just 11 minutes of action before checking in with 16 minutes to play. He would be strong in his return to action, as he led the team with 10 points in the second half alone, but the Gamecocks made just two field goals in the final 11 minutes of the game and scored two points in the final six minutes as the Razorbacks cruised to the win.

GAME #21



South Carolina 55 • 11-10, 2-7 SEC

#	Player	Total			3-Ptr			Rebounds			PF	TP	A	To	Blk	Stl	Min
		FG	FGA	FT	FTA	Off	Def	Total									
14	CHATKEVICIUS, L	3-11	0-1	0-2	1	5	6	4	6	0	2	3	0	2	0	24	
4	CARRERA, Michael	1-4	0-1	2-2	2	7	9	0	4	0	3	1	0	0	21		
00	THORNWELL, Sindarius	4-9	3-4	5-5	3	0	3	16	0	3	0	2	0	2	27		
04	JOHNSON, Tyrone	2-5	2-4	1-2	1	0	1	4	7	1	3	0	0	0	24		
10	NOTICE, Duane	2-10	0-5	1-4	1	4	5	1	5	3	4	0	0	0	32		
01	STROMAN, Marcus	3-9	0-3	4-5	1	3	4	3	10	6	4	0	0	0	28		
15	THEUS JR., Reggie	0-0	0-0	0-0	0	1	0	0	0	0	0	0	0	0	2		
25	KACINAS, Mindaugas	2-8	0-1	1-2	3	7	10	5	0	1	2	1	2	1	22		
35	STEELE, Brian	0-5	0-5	2-2	0	2	2	2	2	1	0	0	1	0	20		
Team		16-24		4		3		7		5		11		6		4	200

FG % 1st Half:	9-28	32.1%	2nd Half:	8-33	24.2%	Game:	5-24	20.8%	Deadball Rebounds	3
3FG % 1st Half:	4-11	36.4%	2nd Half:	1-3	7.7%	Game:	5-24	20.8%		
FT % 1st Half:	6-9	66.7%	2nd Half:	1-15	6.7%	Game:	16-24	66.7%		

Arkansas 75 • 17-5, 6-3 SEC

#	Player	Total			3-Ptr			Rebounds			PF	TP	A	To	Blk	Stl	Min				
		FG	FGA	FT	FTA	Off	Def	Total													
02	Harris, Alandise	3-6	0-0	1-2	1	3	4	2	7	3	1	2	1	2	1	25					
10	Pattin, Bobby	7-13	0-0	4-4	3	10	13	1	18	2	0	3	2	1	27						
00	Madden, Rashad	3-5	1-2	2-2	0	3	3	1	9	5	2	0	0	0	27						
05	Bell, Anthon	2-6	0-2	2-2	0	1	2	6	2	1	0	0	0	0	21						
3	Beard, Anton	2-8	1-5	2-3	2	2	4	3	7	1	2	0	1	0	30						
01	Thompson, Trey	0-0	0-0	0-0	0	0	0	0	0	0	0	1	0	0	3						
04	Durham, Jabril	0-2	0-0	0-0	0	0	0	1	0	0	0	0	0	0	4						
14	Babb, Nick	0-2	0-1	0-0	0	1	1	1	0	0	0	0	0	0	2						
2	Watkins, Manuele	2-3	0-0	0-0	2	3	5	2	4	1	0	0	0	0	12						
22	Williams, Jacobey	3-5	0-0	1-2	2	2	4	2	7	0	2	1	1	14							
24	Qualls, Michael	3-14	0-3	5-6	5	4	9	3	11	0	3	0	1	24							
33	Kingsley, Moses	3-7	0-0	0-1	0	1	1	3	6	0	0	0	0	0	11						
55	Miles, Keaton	0-0	0-0	0-0	0	0	0	0	0	0	0	0	0	0	1						
Team		28-71		2-13		17-22		15		31		46		21		75	14	9	8	7	200

FG % 1st Half:	13-37	35.1%	2nd Half:	15-34	44.1%	Game:	28-71	39.4%	Deadball Rebounds	2.1
3FG % 1st Half:	2-7	28.6%	2nd Half:	0-6	0.0%	Game:	2-13	15.4%		
FT % 1st Half:	7-10	70.0%	2nd Half:	10-12	83.3%	Game:	17-22	77.3%		

Officials: Gerry Pollard (R), Jamie Luckie, Lamar Simpson
 Technical fouls: South Carolina-None. Arkansas-None.
 Attendance: 14846
 Estimated Actual Attendance: 10,019
 Fouled out: South Carolina #25, Kacinas (3:10)

Score by periods	1st	2nd	Total	Points	Paint	T/O	Chance	Break	Bench
Arkansas	35	40	75	38	21	16	14	28	

Last FG - SC 2nd-06:41, AR 2nd-04:34.
 Largest Lead - SC by 1st-10:07, AR by 20 2nd-01:20.
 SC led for 03:57, AR led for 33:13. Game was tied for 02:30.
 Score tied - 3 times.
 Lead changed - 2 times.

**GAME #22 - VANDERBILT 65, SOUTH CAROLINA 50
FEB. 7, 2015 / MEMORIAL GYM / NASHVILLE, TENN.**

NASHVILLE, Tenn. - A pair of big second-half runs allowed Vanderbilt (13-10, 3-7 SEC) to overcome a halftime deficit to take down Carolina (11-11, 2-8) 65-50. Sindarius Thornwell and Duane Notice each scored in double figures to lead the Gamecocks.

The Commodores started the game with a 6-0 advantage after the Gamecocks missed three field goals and three turnovers in the first five minutes of action. The fortunes would be shifted at the mid-way point in the half, when Carolina's defense held Vanderbilt without a point for a six-minute stretch to take its first lead of the day.

Trailing 13-7 with 11:25 to play, an 8-0 run by the Gamecocks put them ahead, with Mindaugas Kacinas putting the bow on the run with his second field goal of the game. The scoring was balanced for Carolina throughout the first half, with seven different players with at least one field goal made.


Vanderbilt would take a brief 19-18 lead, but the Gamecocks finished the final three minutes with an 8-3 burst to take a 26-22 lead into halftime. Brian Steele was the catalyst, hitting a pair of 3-pointers in that stretch.

The hot finish to the half would not stay in the locker room for Carolina. It would make its first four field goals to start and built a 36-25 lead with 18 minutes to play. Both teams would hit a scoring drought simultaneously after that, benefitting the Gamecocks. They would lead by double digits for most of the first ten minutes of the half, led by five points from Thornwell and Notice in that stretch alone.

It would be a second scoreless stretch for Carolina that would be the difference in the game, as it went 5:20 without a point, allowing the home side to embark on a 18-0 run to turn a 43-31 Gamecock lead into a 49-43 game with seven minutes still to go. Notice's absence due to foul trouble was felt hard as the Gamecocks held a 10-point lead before he picked up his fourth foul. By the time he re-entered, Vanderbilt held a 50-46 lead.

While the scoring drought would end momentarily, the 'Dores were able to maintain a two-possession lead for the rest of the game. It closed the contest out with a 10-0 run in the final four minutes for the final 15-point advantage. They relied on a strong rebounding effort to create extra possessions and limited Carolina to just four offensive rebounds, the fewest in any game this season.

GAME #22



South Carolina 50 • 11-11, 2-8 SEC

#	Player	Total			3-Ptr			Rebounds			PF	TP	A	To	Blk	Stl	Min				
		FG	FGA	FT	FTA	Off	Def	Total													
14	CHATKEVICIUS, L	1-7	0-2	0-0	0	3	3	1	2	0	1	1	1	0	10						
4	CARRERA, Michael	1-2	0-1	3-3	1	1	2	2	5	0	1	0	1	0	21						
00	THORNWELL, Sindarius	3-7	1-5	5-6	0	0	0	4	12	2	2	0	0	0	31						
04	JOHNSON, Tyrone	2-8	0-3	2-2	0	2	2	1	6	3	0	0	0	0	32						
10	NOTICE, Duane	4-6	2-3	0-0	0	1	1	4	10	0	1	0	0	0	23						
01	STROMAN, Marcus	1-3	0-1	1-2	0	4	4	3	5	1	0	1	0	1	22						
21	HENRY, Demetrius	1-2	0-0	0-0	0	1	1	3	2	0	0	1	0	1	21						
25	KACINAS, Mindaugas	2-4	0-1	0-0	1	3	4	1	4	0	1	0	0	0	26						
35	STEELE, Brian	2-4	2-3	0-0	1	0	1	4	6	0	1	0	0	0	15						
Team		17-43		5-19		11-13		4		16		20		23		50	10	12	1	4	200

FG % 1st Half:	10-21	47.6%	2nd Half:	7-22	31.8%	Game:	17-43	39.5%	Deadball Rebounds	1.1
3FG % 1st Half:	3-10	30.0%	2nd Half:	2-9	22.2%	Game:	5-19	26.3%		
FT % 1st Half:	3-4	75.0%	2nd Half:	8-9	88.9%	Game:	11-13	84.6%		

Vanderbilt 65 • 13-10, 3-7 SEC

#	Player	Total			3-Ptr			Rebounds			PF	TP	A	To	Blk	Stl	Min				
		FG	FGA	FT	FTA	Off	Def	Total													
11	ROBERSON, Jeff	0-2	0-0	3-6	2	5	7	3	3	1	0	0	0	0	33						
35	SHAKAM, James	5-7	0-0	6-7	5	5	10	1	16	0	2	2	0	0	30						
30	JONES, Damian	4-5	0-0	1-1	1	1	2	3	9	1	2	1	0	0	24						
04	BALDWIN IV, Wade	3-4	1-2	5-7	0	3	3	12	2	1	0	2	2	5							
13	LACHANCE, Riley	6-16	3-9	4-4	0	3	0	19	2	3	0	3	0	3	39						
03	KORNET, Luke	1-5	1-4	2-2	1	2	3	1	5	4	2	0	1	2	25						
05	FISHER-DAVIS, Matthe	0-3	0-2	1-2	1	2	3	1	1	0	0	0	0	1	11						
10	WATKINS, Nathan	0-0	0-0	0-0	0	0	0	0	0	0	0	0	0	0	0						
12	MGLOTHIN, Phillip	0-0	0-0	0-0	0	1	1	0	0	0	0	0	0	0	0						
14	JOSEPHS, Carter	0-0	0-0	0-0	0	1	1	2	0	4	0	0	0	0	13						
34	MOATS, Shelby	0-0	0-0	0-0	0	0	0	0	0	0	0	0	0	0	0						
00	HENDERSON, Josh	0-0	0-0	0-0	0	0	0	0	0	0	0	0	0	0	0						
Team		19-42		5-17		22-29		10		23		33		14		65	15	10	3	8	200

FG % 1st Half:	8-21	38.1%	2nd Half:	11-21	52.4%	Game:	19-42	45.2%	Deadball Rebounds	3
3FG % 1st Half:	1-7	14.3%	2nd Half:	4-10	40.0%	Game:	5-17	29.4%		
FT % 1st Half:	5-8	62.5%	2nd Half:	17-21	81.0%	Game:	22-29	75.9%		

Officials: John Hampton, Tony Henderson, Tim Gattis
 Technical fouls: South Carolina-None. Vanderbilt-None.
 Attendance: 9259

Score by periods	1st	2nd	Total	Points	Paint	T/O	Chance	Break	Bench
Vanderbilt	22	43	65	38	21	16	14	28	

Last FG - SC 2nd-06:42, VU 2nd-03:38.
 Largest Lead - SC by 12 2nd-14:51, VU by 15 2nd-19:00.
 SC led for 19:24, VU led for 18:29. Game was tied for 02:07.
 Score tied - 2 times.
 Lead changed - 4 times.

**GAME #23 - SOUTH CAROLINA 65, MISSOURI 60
FEB. 10, 2015 / COLONIAL LIFE ARENA**

COLUMBIA, S.C. - The Gamecocks reversed their fortune in late-game situations Tuesday night, making all eight of their shots (six free throws, two field goals) in the final three minutes to host off Missouri (7-17, 1-10 SEC) in a 65-60 win. Playing with a shortened roster of guards with the absence of Justin McKie and Marcus Stroman, Carolina (12-11, 3-8) used 32 bench points to keep the Tigers from completing the comeback.

The Tigers would score the first basket of the game, but Carolina would score the game's next 10 points to force a timeout with 14:18 still to play. Missouri would have a six-minute scoring drought after its initial basket, broken only by a pair of free throws at the 12:50 mark.

Though it would have more turnovers than field goals made through the first ten minutes of the game, Missouri would trail by just two, 14-12, with plenty of time left to play. The Gamecocks would open up a two-possession lead soon after thanks to Duane Notice's third 3-pointer of

GAME #27 - ALABAMA 59, SOUTH CAROLINA 51
FEB. 24, 2015/COLEMAN COLISEUM/TUSCALOOSA, ALA.

TUSCALOOSA, Ala. - Despite a career game from junior post Laimonas Chatkevicius, the South Carolina men's basketball team dropped a 59-51 decision on the road at Alabama (17-11, 7-8 SEC) Tuesday night. Chatkevicius and Duane Notice combined for 34 of the team's points, 27 coming in the second half alone. With the loss, the Gamecocks fall to 13-14 (4-11 SEC), the first time all season that they've had a sub-.500 record.

The Gamecocks would never trail in the first half after Tyrone Johnson opened the game's scoring with 3s on back-to-back possessions. After earning the win at home in the first meeting on the strength of its rebounding, the formula would again be an early factor. Seven of the team's first ten points came on second-chances created from offensive rebounds, and the Gamecocks went into halftime with a 13-2 advantage in second-chance points.

Carolina built a 10-3 lead through the first three minutes of action, but hit a scoring snap of 4:31 minutes that helped the Tide creep back in. Boosted by Levi Randolph's 10 points in the half, the home side would fight back to tie the game at 20 with 1:52 to play and went to halftime tied at 22. A seven-rebound advantage in the first half negated a sizable shooting advantage for Alabama, who out-shot Carolina 47 percent to 36 overall and 37 percent to 16 percent from 3.

Notice sparked the offense out of the break, accounting for the team's first three baskets of the second half. He hit three-straight 3-pointers, with his third giving the Gamecocks a 31-28 lead with 16:19 to play. After that 3, the Crimson Tide went on an 13-2 run over the next 3:24 to take its first lead of the game, punctuated by back-to-back 3-pointers from Rodney Cooper and Retin Obasohan.

The inside-outside combination of Chatkevicius and Notice would keep the Gamecocks alive despite the big run, with the duo combining for every point through the first 15 minutes of the second half. After Alabama took its biggest lead of the night, 41-33, the duo brought the team all the way back to a 44-all tie with 8:30 to go.

A 3-pointer in transition from Michael Carrera with five minutes to play cut Alabama's lead to one, 50-49, but the Tide was able to answer every basket to maintain the lead. For the entire second half, the Gamecocks would make ten field goals, and Alabama scored on the following possession seven times to stifle any chance at a game-changing run.

After tying the game again at 46, a 10-3 run for Alabama gave it the lead for good. Carolina would finish with just two baskets on its final 11 attempts, while the Tide relied on seven free throws in the final two minutes to maintain a comfortable lead.

GAME #28 - SOUTH CAROLINA 81, MISS. STATE 68
FEB. 28, 2015/COLONIAL LIFE ARENA

COLUMBIA, S.C. - Behind a career high 28 points from senior guard Tyrone Johnson, the Gamecocks posted an 81-68 victory over Mississippi State (12-17, 5-11 SEC) on Saturday night at Colonial Life Arena. South Carolina (14-14, 5-11 SEC) shot 46.3 percent (25-54) from the field in the victory; its highest percentage in 12 games. Junior forward Laimonas Chatkevicius matched a career high with 18 points in the win, and the duo of Johnson and Chatkevicius scored a combined 33 of Carolina's 42 second-half points.

A slow six minutes to begin the game soon gave way to an offensive shootout as the two teams combined for 70 points in the first half. A jumper from Tyrone Johnson gave Carolina a 9-4 lead after Mississippi State scored the game's first four points, but the Bulldogs would ignite from the field over the next 11 minutes. MSU made 11-of-14 shots in that span, but would still be unable to take the lead back from an equally accurate Gamecock squad.

Six 3-pointers in the first half alone would be the difference as Carolina brought a 39-31 lead to halftime. Duane Notice would make three, matching Mississippi State's entire team output, and Sindarius Thornwell hit a pair to lead the way. The team's starting five combined for 35 first-half points, led by Notice's nine. Both teams made half of its shots or better in the first 20 minutes, with the Bulldogs hitting 59 percent to Carolina's 50 percent.

Early in the second half, Notice hit his fourth 3 of the contest to extend Carolina's lead to nine at 42-32. Shortly after, a technical foul was called on the Gamecocks and the Bulldogs would connect on 3-of-4 from the foul line to pull within five at 43-38 with 17:38 remaining in the half.

Three lay-ups from Chatkevicius and a pair of free throws from Mindaugas Kacinas would give the Gamecocks a 12-point advantage at 50-38 with just over 15 minutes remaining.

The Carolina lead would balloon to as many as 18 points at 59-41 with 12:39 remaining, but the Bulldogs would continue to battle, closing the lead to 12 behind a layup and two free throws from Craig Sword, and another two at the line from Travis Daniels.

Johnson and Chatkevicius would combine to score the next 11 Carolina points and the Gamecocks would hold a 70-53 lead with 6:23 remaining. MSU's Sword would answer the duo's run, however, with a seven-point swing of his own to pull the Bulldogs within 11 at 7-61 with 4:14 to play.

The teams would trade made baskets over the course of the next two minutes, and a 3 from Sword would pull the Bulldogs within nine at 74-65 with 2:44 to play. The Gamecocks would hold their lead, hitting 7-of-8 from the free throw line in the final minutes, including a 6-of-6 effort from Johnson, to close the 81-68 victory.

Sword led MSU with 26 points, hitting 10-of-14 from the field. Gavin Ware also scored 10 points for the Bulldogs.

GAME #29 - NO. 18 ARKANSAS 78, SOUTH CAROLINA 74
MARCH 5, 2015/COLONIAL LIFE ARENA

COLUMBIA, S.C. - It was a senior night to remember for the Gamecock men's basketball team and Tyrone Johnson, but it would run out of gas against the No. 18 Arkansas Razorbacks (24-6, 13-4 SEC) Thursday night, falling 78-74. Led by their senior guard, Carolina erased a 20-point deficit to lead by double figures with six minutes remaining, but ended the season with a loss to move it to 14-15 overall and 5-12 in the SEC.

The Arkansas offense was rolling early, hitting its first four shots and six of its first seven through the first five minutes of the game. The Gamecocks held tough through the early burst, and trailed just 13-10 despite that 6-of-7 start for the Hogs. It would not be able to last through the entire early run, and an 8-0 run allowed forced a timeout from the Carolina bench facing a 24-12 deficit.

The run would stretch out to 15-3 to see the Hogs move ahead 31-15, hitting 6-of-8 field goals in that stretch compared to just two shots total for Carolina. The veteran leadership of Tyrone Johnson and Michael Carrera would carry the Gamecocks out of the hole, and back into contention as the half winded down.

Arkansas' lead would peak at 20 points, 43-23, with 6:15 still to play before the Gamecock offense began rolling. Johnson and Carrera alternated baskets on three straight possessions to get it rolling, and a pair of free throws from Duane Notice would make it a 10-point game for the first time in over nine minutes of game time.

Carolina would finish the final six minutes on a 15-6 run and headed to intermission down 49-38. The Gamecocks closed out the first half with five baskets in seven attempts while holding Arkansas to just 2-of-10. Both teams would hit 50 percent or better from the field, with the Razorback posting the most first-half points allowed by Carolina all season.

The team's strong finish to the first half would be taken to another level coming out of the break, opening with a 16-4 run that would give it its first lead of the night, 54-53 on a Carrera tip-in. After the Razorbacks reclaimed the lead at 56-54, a 7-0 run for the Gamecocks put ahead by five with 11:29 still to go.

A dunk from Michael Qualls made it a one-possession game before another sizable run from the Gamecocks had the Colonial Life Arena crowd in a frenzy. Five different players would contribute to a 10-2 run that gave the home side its biggest lead of the night at 71-60 with 7:20 to play. Stretching all the way back to its biggest deficit of 43-23, Carolina outscored the Hogs 48-17 in a span of 18 minutes, 55 seconds of action.

The nationally ranked Razorbacks would not go quietly, and began to chip away at the lead. A key factor in the final comeback would be the absence of Johnson, who went down with cramps with 2:29 to play and the team still ahead 73-70. In his absence, the team's offensive woes were exacerbated, as it scored just one point after he was forced to leave the game.

A jumper from Qualls gave Arkansas a 74-73 lead, and after two misses on Carolina's ensuing possession the Razorbacks collected two offensive rebounds to set up a Bobby Portis basket that would make it a three-point game. Sindarius Thornwell would draw a foul on a jumper with three seconds to play, but after missing the second shot Carolina was unable to get the rebound and would not get the ball back again.

GAME #27



Official Basketball Box Score - Game Totals - Final Statistics
South Carolina vs Alabama
 2/24/15 6 p.m. at Tuscaloosa, Ala. (Coleman Coliseum)

South Carolina 51 • 13-14, 4-11

##	Player	Total		3-Ptr		Rebounds		PF	TP	A TO	Bk	Stl	Min				
		FG	FGA	FG	FGA	FT	FTA							Off	Def	Tot	
14	CHATKEVICIUS, L.	7	12	0	1	4	4	5	4	9	2	18	1	1	0	0	34
24	CARRERA, Michael	2	6	1	2	2	2	5	4	9	5	7	0	0	0	0	23
00	THORNWELL, Sindarius	2	14	0	8	0	2	1	2	3	2	4	2	1	0	1	37
04	JOHNSON, Tyrone	2	6	2	6	0	0	0	0	0	0	6	4	3	0	1	34
10	NOTICE, Duane	6	14	4	11	0	0	1	4	5	2	16	3	3	0	1	34
01	STROMAN, Marcus	0	2	0	1	0	0	1	0	1	2	2	1	0	1	0	14
20	MCKIE, Justin	0	1	0	1	0	0	1	0	1	1	0	0	0	0	0	4
25	KACINAS, Mindaugas	0	0	0	0	0	0	2	2	2	0	1	3	0	0	0	19
35	STEELE, Brian	0	0	0	0	0	0	0	0	0	0	0	0	0	0	0	1
Team		3		6		16		5		1		1		0		4	
Totals		19	55	7	30	6	8	17	19	36	16	51	13	13	0	0	200

FG % 1st Half: 9-25 36.0% 2nd half: 10-30 33.3% Game: 19-55 34.5%
 3FG % 1st Half: 2-12 16.7% 2nd half: 5-18 27.8% Game: 7-30 23.3%
 FT % 1st Half: 1-4 25.0% 2nd half: 4-4 100.0% Game: 6-8 75.0%

Alabama 59 • 17-11, 7-8

##	Player	Total		3-Ptr		Rebounds		PF	TP	A TO	Bk	Stl	Min				
		FG	FGA	FG	FGA	FT	FTA							Off	Def	Tot	
10	Taylor, Jimmie	4	5	0	0	0	0	1	4	5	4	8	0	2	2	1	29
11	Hale, Shannon	0	1	0	1	0	0	1	0	0	2	2	0	0	0	0	12
20	Randolph, Levi	6	13	2	6	3	4	1	5	6	2	17	5	2	0	0	38
21	Cooper, Rodney	4	6	1	3	2	2	2	4	3	11	2	1	0	0	0	30
32	Obasohan, Retin	4	9	3	5	4	4	0	2	2	1	15	2	1	2	1	37
01	Norris, Riley	3	5	0	1	2	2	5	7	2	8	0	0	0	0	0	33
05	Coleman, Justin	0	3	0	0	0	0	0	0	1	0	1	0	1	0	1	17
35	Slaughter, Dakota	0	0	0	0	0	0	0	0	0	0	0	0	0	0	0	4
Team		0		1		1		1		1		1		0		4	
Totals		21	42	6	19	11	16	6	20	26	13	59	12	11	4	4	200

FG % 1st Half: 9-19 47.4% 2nd half: 12-23 52.2% Game: 21-42 50.0%
 3FG % 1st Half: 3-8 37.5% 2nd half: 3-11 27.3% Game: 6-19 31.6%
 FT % 1st Half: 1-4 25.0% 2nd half: 10-12 83.3% Game: 11-16 68.8%

Officials: Doug Shows, Ted Valentine, Darron George
 Technical fouls: South Carolina-None. Alabama-None.
 Attendance: 8848

Score by periods	1st	2nd	Total
South Carolina	22	29	51
Alabama	22	37	59

Last FG - SC 2nd-01:26, UA 2nd-02:46.
 Largest lead - SC by 7 1st-16:54, UA by 8 2nd-12:55.
 SC led for 21:18. UA led for 14:13. Game was tied for 04:29.

Score tied - 6 times.
 Lead changed - 1 time.

GAME #28



Official Basketball Box Score - Game Totals - Final Statistics
Mississippi State vs South Carolina
 2/28/15 6 p.m. ET at Columbia, S.C. (Colonial Life Arena)

Mississippi State 68 • 12-17, 5-11 SEC

##	Player	Total		3-Ptr		Rebounds		PF	TP	A TO	Bk	Stl	Min				
		FG	FGA	FG	FGA	FT	FTA							Off	Def	Tot	
20	Gavin Ware	3	5	0	0	4	5	1	4	5	4	10	0	0	0	24	
25	Roquez Johnson	1	2	0	0	3	4	2	2	4	3	5	0	4	0	32	
01	Fred Thomas	1	4	1	2	0	0	0	0	2	3	1	1	0	0	19	
15	I.J. Ready	3	10	2	5	1	3	0	0	4	9	7	1	0	0	29	
32	Craig Sword	10	14	2	4	7	7	8	4	26	0	3	1	1	33		
02	Demetrius Houston	3	4	0	0	3	6	2	2	2	9	1	2	0	0	18	
03	Trivante Bloodman	0	1	0	0	2	2	0	1	3	2	1	0	0	1	11	
22	Fallou Ndoye	1	1	0	0	0	0	0	0	1	2	0	0	0	0	8	
23	Travis Daniels	0	4	0	2	2	2	4	2	2	0	0	0	0	0	15	
33	Oliver Black	0	1	0	0	0	0	2	2	2	0	1	0	0	1	11	
Team		0		1		1		1		1		1		0		11	
Totals		22	46	5	15	19	29	6	21	27	27	68	11	12	1	3	200

FG % 1st Half: 13-22 59.1% 2nd half: 9-24 37.5% Game: 22-46 47.8%
 3FG % 1st Half: 3-9 33.3% 2nd half: 2-6 33.3% Game: 5-15 33.3%
 FT % 1st Half: 2-6 25.0% 2nd half: 17-21 81.0% Game: 19-29 65.5%

South Carolina 81 • 14-14, 5-11 SEC

##	Player	Total		3-Ptr		Rebounds		PF	TP	A TO	Bk	Stl	Min				
		FG	FGA	FG	FGA	FT	FTA							Off	Def	Tot	
14	CHATKEVICIUS, L.	8	13	1	2	1	3	2	7	9	3	18	3	0	2	0	35
24	CARRERA, Michael	2	6	0	3	4	7	0	1	1	4	8	3	0	0	0	22
00	THORNWELL, Sindarius	2	8	2	5	1	3	0	4	3	7	3	3	0	2	33	
04	JOHNSON, Tyrone	7	10	1	2	13	15	1	3	3	28	3	1	0	0	31	
10	NOTICE, Duane	4	11	4	9	1	2	0	0	3	13	5	2	1	1	36	
15	THEUS JR., Reggie	0	1	0	1	0	0	0	0	0	0	0	0	0	0	3	
20	MCKIE, Justin	0	1	0	1	0	0	2	2	4	1	0	0	0	0	23	
25	KACINAS, Mindaugas	2	3	0	0	3	4	4	7	2	1	0	0	0	0	16	
35	STEELE, Brian	0	1	0	1	0	0	0	0	1	0	0	0	0	0	1	
Team		3		4		14		1		1		1		0		11	
Totals		25	54	8	24	23	34	11	22	33	22	81	19	7	3	4	200

FG % 1st Half: 14-28 50.0% 2nd half: 11-26 42.3% Game: 25-54 46.3%
 3FG % 1st Half: 4-14 28.6% 2nd half: 2-10 20.0% Game: 6-24 25.0%
 FT % 1st Half: 5-9 55.6% 2nd half: 18-25 72.0% Game: 23-34 67.6%

Officials: Antonio Petty, Brian Shay, Ron Groover
 Technical fouls: Mississippi State-None. South Carolina-CARRERA, Michael.
 Attendance: 14022

Score by periods	1st	2nd	Total
Mississippi State	31	37	68
South Carolina	39	42	81

Last FG - MS 2nd-01:5

GAME #30 - SOUTH CAROLINA 60, TENNESSEE 49
MARCH 7, 2015/THOMPSON-BOLING ARENA/KNOXVILLE, TENN.

KNOXVILLE, Tenn. - The South Carolina men's basketball team closed out the regular season in a big way Saturday afternoon, taking down Tennessee on the road with a 60-49 win. Four Gamecocks reached double figures in scoring, led by 14 from Michael Carrera. The win evens the team's record at 15-15, 6-12 in the SEC, while Tennessee falls back to 15-15 and 7-11 in conference play.

After making nearly 60 percent of its shots in the first meeting back on Jan. 20, the Volunteers threatened to repeat their performance early in the game. Converting on four of its first five attempts, Tennessee jumped out to an early 10-5 lead before Carolina put its foot on the gas offensively.

Boosted by 3s on back-to-back possessions from Duane Notice and Sindarius Thornwell, the Gamecocks hit a stretch where the team made five straight field goals and 9-of-11 from the 16-minute mark until eight minutes remained in the half. It entered that streak trailing 6-2, but emerged with a 26-14 lead after a jumper by Michael Carrera, who scored six points in that stretch.

The home side's fast start quickly devolved into a major slump. The 4-of-5 start was followed with just three field goals in the final 15:29 of the game. Carolina's lead would climb as high as 15 points and it carried a sizable 36-21 lead into intermission. Of that total, 16 points came in the paint and 13 were directly off turnovers.

The Gamecocks shot 62 percent from the field (13-of-21) with 11 assists. Carrera and Notice led the way with eight apiece, while Tyrone Johnson added five points and three assists. It marked the third straight game that the team scored 36 points or more in the opening half.

Both teams would come out of halftime slowly before the offenses kicked back into gear. After missing six of its first seven shots, Carolina made 4-of-5 to maintain a double-digit lead before Tennessee used a 9-0 run in just 90 seconds to get back in contention, 47-38.

A three-point play from Laimonas Chatkevicius broke a three-minute scoring drought for the Gamecocks and broke up the Tennessee run, but the offense continued to struggle down the stretch. After three minutes without a field goal, a key turnover would quiet the crowd at Thompson-Boling Arena. Notice would hit a transition layup, and on the ensuing possession Mindaugas Kacinas stepped in front of a pass in the paint and earned Notice another easy layup and a 56-43 lead with 2:25 to go.

That would prove to be a major difference, as the two baskets put a comeback out of reach for the home team. Despite seven 3-pointers in the second half alone from Tennessee, Carolina was able to kill off the clock and hit four straight free throws to seal the win.

GAME #31 - SOUTH CAROLINA 63, MISSOURI 54
MARCH 12, 2015/BRIDGESTONE ARENA/NASHVILLE, TENN.

NASHVILLE, Tenn. - The Gamecock men's basketball team weathered its first test of postseason play late Wednesday night, holding off Missouri for a 63-54 win in the first round of the SEC tournament. Though it would lead by as much as 13 in the game, Carolina needed a stout defense in the final five minutes to seal the win and move to 16-15 overall this season. The Tigers see their season end with a record of 9-23.

Carolina allowed Missouri to score on its first possession of the game before reeling off the next seven points to begin a lead that would carry for the rest of the half. The Tigers missed the next five shots from the field before hitting a second field goal at the 16-minute mark, then went 0-of-5 again in another four minute span.

A quick 7-2 burst from Mizzou drew it within one possession of the Gamecocks, 17-14, before an 8-0 run by Carolina put the lead back to double digits, highlighted by an and-one layup from Duane Notice and Marcus Stroman hitting all three free throws after being fouled from deep. The first half lead would go as high as 13, 30-17, in favor of the Gamecocks before Missouri ended the half on a 7-0 run. Four Carolina players scored five points or more in the half, led by Michael Carrera's seven.

The strong end to the first half sparked the 14th-seeded Tigers, who played a similar game at Colonial Life Arena just a month ago in a 65-60 loss. It would apply constant pressure to the Carolina lead early on in the second half, cutting it to 35-32 and forcing out Carrera with foul trouble less than four minutes in.

Every scoring spurt from the Gamecocks would be answered, as the lead would wax and wane from as high as nine points to as low as two with under seven minutes to go in the game. Carrera would re-enter the game after missing eight minutes, and made an instant impact with a key steal and, later, a basket to put Carolina back up by four after Missouri had cut it to 52-50.

That basket by Carrera keyed a quick but important hot streak for the Gamecocks, who made baskets on three straight possessions to extend the lead back out to 59-51 before the under-four media timeout. After it cut the lead to one possession with 6:42 to play, Missouri went without a field goal until a 3-pointer with eight seconds left to play to make a 63-54 final.

Sindarius Thornwell would save one of his best performances of the 2014-15 season for postseason play, leading all scorers with 18 points on 5-of-9 shooting. Four of those makes came from 3-point range, and he added six assists. Of his total, 12 points came in the second half, where he played every minute. Carrera also finished with double digits in scoring, posting 12 points and six assists as he continues his strong month of March.

GAME 30



Official Basketball Box Score - Game Totals - Final Statistics
South Carolina vs Tennessee
 03/07/15 4:05 p.m. at Knoxville, Tenn. (Thompson-Boling Arena)

South Carolina 60 • 15-15, 6-12 SEC

#	Player	Total			3-Ptr			Rebounds			PF	TP	A TO	Bk	Stl	Min
		FG	FGA	FT	FTA	Off	Def	Total								
14	CHATKEVICIUS, L	r	3-8	0-0	1-1	0	3	3	2	7	1	2	1	0	19	
24	CARRERA, Michael	r	6-7	0-0	2-2	1	6	7	4	14	0	2	0	1	32	
0	Thornwell, Sindarius	r	3-10	2-9	2-2	1	3	4	1	10	2	3	0	2	34	
04	JOHNSON, Tyrone	g	3-6	2-4	2-2	0	0	0	3	10	5	1	1	1	33	
10	NOTICE, Duane	g	4-7	2-4	2-3	1	2	3	2	12	5	2	0	1	37	
01	STROMAN, Marcus	g	0-0	0-0	0-0	0	0	0	0	3	1	0	0	0	16	
15	THEUS JR., Reggie	g	0-0	0-0	0-0	0	0	0	0	0	0	0	0	0	3	
20	MCKIE, Justin	g	0-0	0-0	2-2	0	1	1	0	2	0	0	0	0	8	
25	KACINAS, Mindaugas	g	2-3	0-0	1-1	0	2	3	5	0	0	0	1	1	18	
	Team					4	1	5		1						
	Totals		21-41	6-17	12-13	7	18	25	15	60	16	12	2	6	200	

FG % 1st Half: 13-21 61.9% 2nd half: 8-20 40.0% Game: 21-41 51.2%
 3FG % 1st Half: 5-11 45.5% 2nd half: 1-6 16.7% Game: 6-17 35.3%
 FT % 1st Half: 5-6 83.3% 2nd half: 7-7 100.0% Game: 12-13 92.3%

Tennessee 49 • 15-15, 7-11 SEC

#	Player	Total			3-Ptr			Rebounds			PF	TP	A TO	Bk	Stl	Min
		FG	FGA	FT	FTA	Off	Def	Total								
04	Moore,Armani	r	0-2	0-0	2-2	2	4	6	2	2	4	2	1	0	30	
11	Owens,Tariq	r	0-2	0-0	1-3	0	1	1	0	0	0	0	0	0	12	
0	Punter, Kevin	g	3-9	2-6	1-3	0	0	0	4	9	2	0	0	0	31	
01	Richardson,Josh	g	5-12	4-10	0-0	1	5	6	3	14	6	3	0	4	39	
03	HUBBS III,Robert	g	5-11	2-5	2-2	1	1	2	1	14	0	2	0	0	26	
15	Mostella,Detrick	g	0-2	0-2	0-0	0	0	0	0	0	0	1	0	0	4	
23	Reese,Derek	g	1-4	0-1	2-2	3	1	4	0	4	0	1	0	0	26	
24	Carmichael,Willie	g	1-1	0-0	0-0	2	0	2	2	2	2	0	0	0	7	
20	Campbell,Galen	g	0-0	0-0	0-0	0	0	0	1	0	0	0	0	0	1	
34	Baukman,Devon	g	1-2	1-2	1-3	1	1	2	3	4	0	1	0	1	24	
	Team					2	0	2		1						
	Totals		16-45	9-26	8-14	12	13	25	16	49	12	12	1	5	200	

FG % 1st Half: 7-20 35.0% 2nd half: 9-25 36.0% Game: 16-45 35.6%
 3FG % 1st Half: 3-10 30.0% 2nd half: 6-16 37.5% Game: 9-26 34.6%
 FT % 1st Half: 4-6 66.7% 2nd half: 4-8 50.0% Game: 8-14 57.1%

Officials: Ted Valentine, Ron Groover, Byron Jarratt
 Technical fouls: South Carolina-None. Tennessee-None.
 Attendance: 16042
 2015 Senior Day.
 Tennessee wore orange uniforms.

Score by periods	1st	2nd	Total
South Carolina	36	24	60
Tennessee	21	28	49

	In	Off	2nd	Fast
Points	Paint	T/O	Chance	Break
SC	28	20	5	6
UT	14	13	17	5

Last FG - SC 2nd-02:25, UT 2nd-00:33.
 Largest lead - SC by 18 2nd-14:18, UT by 5 1st-15:26.
 SC led for 33:32. UT led for 04:33. Game was tied for 01:33.

GAME 31



Official Basketball Box Score - Game Totals - Final Statistics
Missouri vs South Carolina
 03/11/15 8:40 pm CT at SEC Men's Basketball Touney - Nashville

Missouri 54 • 9-23, 3-15

#	Player	Total			3-Ptr			Rebounds			PF	TP	A TO	Bk	Stl	Min
		FG	FGA	FT	FTA	Off	Def	Total								
03	Williams, Johnathan	r	2-10	1-4	4-8	5	6	11	2	9	1	1	1	0	32	
05	Allen, D'Angelo	r	0-1	0-0	0-0	1	1	2	1	0	0	1	0	1	10	
44	Rosburg, Ryan	r	3-4	0-0	3-4	1	1	2	2	9	0	0	1	0	21	
04	Isabell, Tramaine	g	1-5	0-1	0-0	1	0	1	1	2	2	1	0	0	21	
12	Wright, Namon	g	3-9	1-5	1-1	0	3	3	3	8	1	3	0	1	30	
02	Bello, Deuce	g	0-2	0-1	0-0	0	0	0	0	0	0	0	0	0	10	
13	Gill-Caesar, Montague	g	3-7	1-4	3-4	1	4	5	1	10	1	5	0	1	32	
14	Shamburger, Keith	g	1-3	1-1	3-3	1	2	3	4	6	4	1	0	2	19	
23	Gant, Jakeenan	g	3-5	0-0	0-0	1	1	2	1	6	0	1	0	1	15	
45	Post, Keanau	g	2-4	0-0	0-0	3	1	4	2	4	0	3	0	1	10	
	Team					1	1	2								
	Totals		18-50	4-16	14-20	15	20	35	17	54	9	16	2	7	200	

FG % 1st Half: 10-29 34.5% 2nd half: 8-21 38.1% Game: 18-50 36.0%
 3FG % 1st Half: 2-8 25.0% 2nd half: 2-8 25.0% Game: 4-16 25.0%
 FT % 1st Half: 2-4 50.0% 2nd half: 12-16 75.0% Game: 14-20 70.0%

South Carolina 63 • 16-15, 6-12

#	Player	Total			3-Ptr			Rebounds			PF	TP	A TO	Bk	Stl	Min
		FG	FGA	FT	FTA	Off	Def	Total								
14	CHATKEVICIUS, L	r	3-6	0-0	0-0	0	1	1	2	6	0	0	2	1	23	
24	CARRERA, Michael	r	4-7	1-3	3-5	2	4	6	4	12	0	0	0	1	22	
0	THORNWELL, Sindarius	g	5-9	4-7	4-6	0	2	2	0	18	6	2	0	0	36	
04	JOHNSON, Tyrone	g	1-8	0-4	1-3	1	6	7	2	3	4	2	1	2	34	
10	NOTICE, Duane	g	3-8	2-4	1-1	0	1	1	1	9	5	2	0	0	32	
01	STROMAN, Marcus	g	0-2	0-0	5-5	0	2	2	3	5	1	2	0	0	16	
20	MCKIE, Justin	g	1-1	0-0	0-0	0	0	0	0	2	0	2	0	0	4	
25	KACINAS, Mindaugas	g	4-5	0-1	0-0	3	2	5	3	8	1	1	0	1	33	
	Team					1	1	2								
	Totals		21-46	7-19	14-20	7	19	26	15	63	17	11	3	5	200	

FG % 1st Half: 10-23 43.5% 2nd half: 11-23 47.8% Game: 21-46 45.7%
 3FG % 1st Half: 3-8 37.5% 2nd half: 4-11 36.4% Game: 7-19 36.8%
 FT % 1st Half: 7-8 87.5% 2nd half: 7-12 58.3% Game: 14-20 70.0%

Officials: Doug Shows, Ron Groover, Anthony Jordan
 Technical fouls: Missouri-None. South Carolina-None.
 Attendance:
 Session 1 attendance: 10,039

Score by periods	1st	2nd	Total
Missouri	24	30	54
South Carolina	30	33	63

	In	Off	2nd	Fast
Points	Paint	T/O	Chance	Break
MU	26	4	13	2
SC	16	20	9	2

Last FG - MU 2nd-00:08, SC 2nd-04:58.
 Largest lead - MU by 2 1st-19:51, SC by 13 1st-02:15.
 MU led for 00:38. SC led for 38:22. Game was tied for 01:00.



#4 - TYRONE JOHNSON

SENIOR | GUARD | 6'3" | 195 | 2 LETTERS

PLAINFIELD, N.J./MONTROSE CHRISTIAN SCHOOL/VILLANOVA

SEASON NOTABLES

- Tallied 23 points on 6-of-11 shooting, including 4-of-6 from 3-point range in exhib. vs. Benedict
- Hit 5-7 shots to lead the team with 12 points against North Florida, adding five rebounds, four assists and no turnovers
- Set a new career high in five different categories against Baylor, including 21 points to lead all scorers
- Matched a career high with four steals against Akron
- Dished out a season-best six assists to go with 12 points in a win over UNC Asheville
- Converted a trio of three-point plays and scored 13 points in a win over Oklahoma State
- Set a new career high with nine assists in a win over Clemson
- Secured a career-high seven rebounds to go with 13 points in a win over No.9 Iowa State
- Recorded his second 20-point game of the season, reaching 20 to lead the team against Florida
- Scored 13 points to lead the team in scoring against Alabama
- Reached double figures in scoring for the seventh-straight game, posting 13 at Auburn in 30 minutes
- Hit a career-high four 3-pointers at Georgia to lead the team with 17 points, playing a season-high 39 minutes
- Scored a career-high 28 points against Mississippi State, hitting seven field goals and 13 free throws in just 31 minutes of playing time.

JOHNSON'S SUPERLATIVES

POINTS

Career: 28, vs. Mississippi State (Feb. 28, 2015)
Season: 16, vs. Mississippi State (Feb. 28, 2015)

FIELD GOALS

Career: 9, vs. Baylor (Nov. 18 2014)
Season: 9, vs. Baylor (Nov. 18 2014)

FIELD GOAL ATTEMPTS

Career: 16, vs. Baylor (Nov. 18 2014)
Season: 16, vs. Baylor (Nov. 18 2014)

3-POINT FIELD GOALS

Career: 4, at Georgia (Feb. 17, 2015)
Season: 4, at Georgia (Feb. 17, 2015)

3-POINT FIELD GOAL ATTEMPTS

Career: 9, vs. Baylor (Nov. 18 2014)
Season: 9, vs. Baylor (Nov. 18 2014)

FREE THROWS

Career: 13, vs. Mississippi State (Feb. 28, 2015)
Season: 13, vs. Mississippi State (Feb. 28, 2015)

FREE THROW ATTEMPTS

Career: 15, vs. Mississippi State (Feb. 28, 2015)
Season: 15, vs. Mississippi State (Feb. 28, 2015)

REBOUNDS

Career: 7, twice, last vs. Missouri (March 11, 2015)
Season: 7, twice, last vs. Missouri (March 11, 2015)

ASSISTS

Career: 9, vs. Clemson (Dec. 19, 2014)
Season: 9, vs. Clemson (Dec. 19, 2014)

BLOCKS

Career: 1, 10x, last vs. Missouri (March 11, 2015)
Season: 1, 7x, last vs. Missouri (March 11, 2015)

STEALS

Career: 4, twice, last vs. Akron (Nov. 23, 2014)
Season: 4, vs. Akron (Nov. 23, 2014)

MINUTES PLAYED

Career: 41, vs. UCONN (Feb. 20, 2012)
Season: 39, at Georgia (Feb. 17, 2015)

2014-15

Opponent	Date	GS	Min	FG-FGA	Pct	3FG-FGA	Pct	FFFTA	Pct	Off	Def	Tot	Avg	PF	FO	A	TO	Blk	Stl	Pts	Avg
North Florida	11/14/14	*	28	5-7	.714	0-0	.000	2-3	.667	0	5	5	5.0	0	0	4	0	0	1	12	12.0
Baylor	11/18/14	*	37	9-16	.563	3-9	.333	0-0	.000	0	1	1	3.0	2	0	2	3	1	0	21	16.5
vs. Cornell	11/20/14	*	25	2-7	.286	1-3	.333	2-2	1.000	0	3	3	4.0	2	0	5	2	1	2	7	13.3
vs. Charlotte	11/21/14	*	18	0-4	.000	0-0	.000	0-0	.000	0	0	0	2.3	2	0	1	1	0	1	0	10.0
vs. Akron	11/23/14	*	23	2-8	.250	0-1	.000	3-5	.600	1	3	4	2.6	4	0	2	2	0	4	7	9.4
UNC Asheville	11/26/14	*	29	3-7	.429	1-3	.333	5-7	.714	1	3	4	2.8	1	0	6	3	1	1	12	9.8
at Marshall	12/1/14	*	20	0-5	.000	1-1	.000	1-2	.500	1	1	2	2.7	3	0	3	0	0	1	0	8.6
Oklahoma State	12/6/14	*	24	5-9	.556	0-3	.000	3-3	1.000	0	2	2	2.6	4	0	2	2	0	0	13	9.1
Clemson	12/19/14	*	27	1-4	.250	0-2	.000	2-2	1.000	0	1	1	2.4	0	0	9	2	0	2	4	8.6
Coker	12/21/14	*	29	4-7	.571	1-2	.500	3-5	.600	0	3	3	2.5	3	0	5	2	1	3	12	8.9
NA&T	12/30/14	*	30	3-7	.429	0-0	.000	4-4	1.000	0	1	1	2.4	0	0	5	1	0	1	10	9.0
vs. Iowa State	1/3/15	*	35	5-12	.417	1-2	.500	2-2	1.000	1	6	7	2.8	2	0	3	1	1	1	13	9.3
Florida	1/7/15	*	31	5-10	.500	1-2	.500	9-9	1.000	1	4	5	2.9	1	0	3	1	0	1	20	10.2
at Ole Miss	1/10/15	*	36	5-9	.556	1-4	.250	2-2	1.000	0	2	2	2.9	3	0	3	5	0	1	13	10.4
Alabama	1/13/15	*	36	5-12	.417	0-3	.000	3-5	.600	0	3	3	2.9	2	0	2	1	0	2	13	10.5
at Auburn	1/17/15	*	30	4-9	.444	3-4	.750	2-2	1.000	0	3	3	2.9	3	0	4	3	1	2	13	10.7
Tennessee	1/20/15	*	34	2-13	.153	0-3	.000	2-2	1.000	1	3	4	2.9	4	0	6	1	0	2	6	10.4
Kentucky	1/24/15	*	26	2-8	.250	0-1	.000	1-1	1.000	0	1	1	2.8	1	0	1	0	0	0	5	10.1
at LSU	1/28/15	*	30	3-9	.333	2-5	.400	2-2	1.000	1	4	5	2.9	2	0	1	1	0	1	10	10.1
Georgia	1/31/15	*	33	1-5	.200	1-4	.250	8-8	1.000	1	4	5	3.0	3	0	3	2	0	1	10	10.1
at Arkansas	2/3/15	*	24	2-5	.400	2-4	.500	1-2	.500	1	0	1	2.9	4	0	1	3	0	0	7	10.0
at Vanderbilt	2/7/15	*	32	2-8	.250	0-3	.000	2-2	1.000	0	2	2	2.9	1	0	3	3	0	0	6	9.8
Missouri	2/10/15	*	28	1-7	.143	0-2	.000	4-4	1.000	0	1	1	2.8	1	0	6	1	0	2	6	9.6
at Kentucky	2/14/15	*	26	1-6	.167	0-1	.000	0-0	.000	3	1	4	2.9	3	0	1	4	0	0	2	9.3
at Georgia	2/17/15	*	39	5-10	.500	4-7	.571	3-4	.750	0	2	2	2.8	2	0	2	1	1	0	17	9.6
Texas A&M	2/21/15	*	37	1-12	.083	0-4	.000	0-0	.000	0	1	1	2.8	4	0	4	2	0	1	2	9.3
at Alabama	2/24/15	*	34	2-6	.333	2-6	.333	0-0	.000	0	0	0	2.7	0	0	4	3	0	1	6	9.2
Mississippi State	2/28/15	*	31	7-10	.700	1-2	.500	13-15	.867	1	3	4	2.7	3	0	3	1	0	0	28	9.9
Arkansas	3/5/15	*	30	5-11	.455	2-4	.500	6-9	.667	1	2	3	2.7	1	0	6	4	0	3	18	10.1
at Tennessee	3/7/15	*	33	3-6	.500	2-4	.500	2-2	1.000	0	0	0	2.6	3	0	5	1	1	1	10	10.1
vs. Missouri	3/11/15	*	34	1-8	.125	0-4	.000	1-3	.333	1	6	7	2.8	2	0	4	2	1	1	3	9.9

STATS PER 40 MINUTES	FGM	FTM	REBS	FOULS	ASSISTS	BLOCKS	STEALS	POINTS
	4.1	3.8	3.7	2.8	4.7	0.4	1.6	13.2

SEC TOURNAMENT CAREER AVERAGES	GP-GS	FG-FGA	PCT.	PTS/AVG	REBS/AVG	AST/AVG	BLK/AVG	STLS/AVG
	1-1	1-8	.125	3/3.0	7/7.0	4/4.0	1/1.0	2/2.0

CAREER STATISTICS

Season	GP-GS	Min	Avg	FG	FGA	Pct	3FG	3FGA	Pct	FT	FTA	Pct	Off	Def	Tot	Avg	PF	FO	Ast	TO	Blk	Stl	Pts	Avg
2011-12*	32-9	567	17.7	33	106	.311	6	26	.230	35	40	.875	2	31	33	1.0	47	2	65	58	2	19	107	3.3
2012-13	DNP - Transfer																							
2013-14	16-9	430	26.9	52	142	.366	8	19	.421	67	89	.753	10	37	47	2.9	25	0	55	30	1	10	179	11.2
2014-15	31-31	929	30.0	96	257	.374	27	91	.297	88	107	.822	15	71	86	2.8	64	0	109	58	9	37	307	9.9
Totals	78-48	1892	24.3	180	497	.362	41	130	.315	189	233	.811	26	133	159	2.0	134	2	225	144	11	64	590	7.5

* indicates at Villanova

CAREER SEC STATISTICS

Season	GP-GS	Min	Avg	FG	FGA	Pct	3FG	3FGA	Pct	FT	FTA	Pct	Off	Def	Tot	Avg	PF	FO	Ast	TO	Blk	Stl	Pts	Avg
2014	3-0	68	22.7	7	26	.269	1	3	.333	12	15	.800	5	9	14	4.7	5	0	7	7	0	1	27	9.0
2015	18-18	570	31.7	56	156	.359	20	61	.328	60	69	.870	10	36	46	2.6	41	0	58	37	3	18	192	10.7
Totals	21-18	638	30.4	63	182	.346	21	64	.328	72	84	.857	15	45	60	2.9	46	0	65	44	3	19	219	10.4



#24 - MICHAEL CARRERA

JUNIOR | FORWARD | 6'5" | 212 | 2 LETTERS

ANZOÁTEGUI, VENEZUELA/MONTROSE CHRISTIAN

CARRERA'S SUPERLATIVES

POINTS

Career: 23, vs. LSU (Jan. 16, 2013)
 Season: 17, vs. Texas A&M (Feb. 21, 2015)

FIELD GOALS

Career: 7, vs. LSU (Jan. 16, 2013)
 Season: 6, at Tennessee (March 7, 2015)

FIELD GOAL ATTEMPTS

Career: 13, 2x, last vs. Texas A&M (March 2, 2013)
 Season: 12, vs. Texas A&M (Feb. 21, 2015)

3-POINT FIELD GOALS

Career: 2, 4x, last at LSU (Jan. 28, 2015)
 Season: 2, at LSU (Jan. 28, 2015)

3-POINT FIELD GOAL ATTEMPTS

Career: 5, vs. Longwood (Nov. 9, 2013)
 Season: 3, twice, last at Georgia (Feb. 17, 2015)

FREE THROWS

Career: 9, vs. LSU (Jan. 16, 2013)
 Season: 7, vs. Alabama (Jan. 13, 2015)

FREE THROW ATTEMPTS

Career: 10, vs. LSU (Jan. 16, 2013)
 Season: 8, vs. Alabama (Jan. 13, 2015)

REBOUNDS

Career: 15, vs. Milwaukee (Nov. 1, 2012)
 Season: 10, at LSU (Jan. 28, 2015)

ASSISTS

Career: 5, vs. Auburn (Jan. 12, 2013)
 Season: 3, vs. Mississippi State (Feb. 28, 2015)

BLOCKS

Career: 4, twice, last vs. Alabama (Feb. 15, 2014)
 Season: 2, 5x, last at Georgia (Feb. 17, 2015)

STEALS

Career: 4, at Texas A&M (Jan. 15, 2014)
 Season: 1, 8x, last vs. Missouri (March 11, 2015)

MINUTES PLAYED

Career: 36, vs. LSU (Jan. 16, 2013)
 Season: 32, twice, last at Tennessee (March 7, 2015)

SEASON NOTABLES

- Pulled down a team high 15 rebounds, with two assists and two blocks in exhibition vs. Benedict
- Scored eight points with three rebounds in just 17 minutes against North Florida
- Hit all four free throw attempts and scored 10 points with six rebounds vs. Baylor
- Scored 11 points against Charlotte, surpassing 500 career points in the process
- Secured a season-best eight rebounds in a win over Coker
- Had his best game of the season against Alabama, with 12 points, eight rebounds and seven free throws. Five of those free throws came in the final six minutes of the game to help seal the two-point win
- Set a season high for rebounds after recording nine against Tennessee, adding eight points in 22 minutes
- Secured nine rebounds in just 22 minutes against Kentucky, adding in seven points
- Set season highs in rebounds (10) and 3-pointers (2) on the road at LSU
- Scored a season-high 17 points against Texas A&M, adding in nine rebounds in a season-high 32 minutes
- Led the team in scoring (14) and rebounding (7) in a win at Tennessee

2014-15

Opponent	Date	GS	Min	FG-FGA	Pct	3FG-FGA	Pct	FF-FTA	Pct	Off	Def	Tot	Avg	PF	FO	A	TO	Blk	Stl	Pts	Avg
North Florida	11/14/14	*	17	2-4	.500	0-0	.000	4-6	.667	2	1	3	3.0	1	0	2	1	1	1	8	8.0
Baylor	11/18/14	*	27	3-8	.375	0-1	.000	4-4	1.000	2	4	6	4.5	5	1	1	1	0	0	10	9.0
vs. Cornell	11/20/14	*	17	2-3	.667	1-1	1.000	0-0	.000	0	4	4	4.3	2	0	0	2	2	0	5	7.7
vs. Charlotte	11/21/14	*	20	5-8	.625	1-2	.500	0-0	.000	0	2	2	3.8	2	0	0	1	2	0	11	8.5
vs. Akron	11/23/14	*	16	1-5	.200	0-1	.000	0-4	.000	2	1	3	3.6	2	0	0	2	1	0	2	7.2
UNC Asheville	11/26/14																				
at Marshall	12/1/14																				
Oklahoma State	12/6/14																				
Clemson	12/19/14		10	2-3	.667	0-0	.000	2-2	1.000	3	3	6	4.0	2	0	0	2	1	0	6	7.0
Coker	12/21/14		16	0-3	.000	0-0	.000	0-0	.000	3	5	8	4.6	4	0	0	1	1	0	0	6.0
NA&T	12/30/14		14	0-4	.000	0-0	.000	1-2	.500	0	5	5	4.6	2	0	0	1	0	0	1	5.4
vs. Iowa State	1/3/15		15	1-2	.500	0-0	.000	1-1	1.000	0	0	0	4.1	3	0	0	0	1	1	3	5.1
Florida	1/7/15		5	1-2	.500	0-0	.000	0-0	.000	2	0	2	3.9	2	0	0	0	1	0	2	4.8
at Ole Miss	1/10/15		27	2-4	.500	1-1	1.000	0-0	.000	0	6	6	4.1	2	0	1	1	0	1	5	4.8
Alabama	1/13/15		21	2-4	.500	1-1	1.000	7-8	.875	4	4	8	4.4	3	0	0	2	0	1	12	5.4
at Auburn	1/17/15		16	2-4	.500	0-1	.000	0-0	.000	1	1	2	4.2	5	1	1	1	0	1	4	5.3
Tennessee	1/20/15		22	3-5	.600	0-0	.000	2-2	1.000	5	4	9	4.6	2	0	1	0	2	0	8	5.5
Kentucky	1/24/15	*	22	2-8	.250	0-1	.000	3-4	.750	5	4	9	4.9	3	0	0	2	0	0	7	5.6
at LSU	1/28/15	*	28	3-6	.500	2-3	.667	1-2	.500	4	6	10	5.2	3	0	0	3	2	0	9	5.8
Georgia	1/31/15	*	28	2-10	.200	0-2	.000	4-6	.667	3	6	9	5.4	4	0	0	1	0	1	8	5.9
at Arkansas	2/3/15	*	21	1-4	.250	0-1	.000	2-2	1.000	2	7	9	5.6	0	0	0	3	1	0	4	5.8
at Vanderbilt	2/7/15	*	10	1-2	.500	0-1	.000	3-3	1.000	1	1	2	5.4	2	0	0	1	0	1	5	5.8
Missouri	2/10/15	*	21	2-4	.500	0-0	.000	0-0	.000	3	3	6	5.5	4	0	2	1	1	0	4	5.7
at Kentucky	2/14/15	*	28	1-3	.333	0-2	.000	0-0	.000	2	3	5	5.4	1	0	0	0	1	0	0	5.4
at Georgia	2/17/15	*	22	2-5	.400	1-3	.333	0-0	.000	1	2	3	5.3	2	0	0	0	2	0	5	5.4
Texas A&M	2/21/15	*	32	5-12	.417	1-2	.500	6-7	.857	4	5	9	5.5	4	0	0	3	0	1	17	5.9
at Alabama	2/24/15	*	23	2-6	.333	1-2	.500	4-4	1.000	5	4	9	5.6	5	1	0	0	0	0	7	6.0
Mississippi State	2/28/15	*	22	2-6	.333	0-3	.000	4-7	.571	0	1	1	5.4	4	0	0	3	0	0	8	6.0
Arkansas	3/5/15	*	24	5-8	.625	0-1	.000	4-6	.667	3	6	9	5.6	4	0	0	2	1	0	14	6.3
at Tennessee	3/7/15	*	32	6-7	.857	0-0	.000	2-2	1.000	1	6	7	5.6	4	0	0	2	0	1	14	6.6
vs. Missouri	3/11/15	*	22	4-7	.571	1-3	.333	3-5	.600	2	4	6	5.6	4	0	0	0	0	1	12	6.8

STATS	FGM	FTM	REBS	FOULS	ASSISTS	BLOCKS	STEALS	POINTS
PER 40 MINUTES	4.4	3.8	10.9	5.6	0.8	1.4	0.6	13.2

SEC TOURNAMENT	GP-GS	FG-FGA	PCT.	PTS/AVG	REBS/AVG	AST/AVG	BLK/AVG	STLS/AVG
CAREER AVERAGES	5-5	9-28	.321	30/6.0	28/5.6	1/0.2	2/0.5	3/0.6

CAREER STATISTICS

Season	GP-GS	Min	Avg	FG	FGA	Pct	3FG	3FGA	Pct	FT	FTA	Pct	Off	Def	Tot	Avg	PF	FO	Ast	TO	Blk	Stl	Pts	Avg
2012-13	27-22	572	21.2	89	201	.443	7	20	.350	83	112	.741	80	115	195	7.2	85	5	17	51	17	9	268	9.9
2013-14	33-20	649	19.7	64	169	.379	7	30	.233	63	100	.630	76	110	186	5.6	87	1	17	38	32	26	198	6.0
2014-15	28-19	578	20.6	63	148	.426	10	32	.313	55	75	.733	60	98	158	5.6	81	3	12	30	20	9	191	6.8
Totals	88-61	1799	20.4	216	518	.417	24	82	.293	201	287	.700	216	323	539	6.1	253	9	46	119	69	44	657	7.5

CAREER SEC STATISTICS

Season	GP-GS	Min	Avg	FG	FGA	Pct	3FG	3FGA	Pct	FT	FTA	Pct	Off	Def	Tot	Avg	PF	FO	Ast	TO	Blk	Stl	Pts	Avg
2013	18-15	394	21.9	59	139	.424	5	15	.333	53	74	.716	54	77	131	7.3	57	4	11	32	8	8	176	9.8
2014	18-14	395	21.9	34	90	.378	3	13	.231	32	55	.582	49	69	118	6.6	52	1	9	18	19	16	103	5.7
2015	18-13	404	22.4	43	101	.426	7	24	.292	40	51	.784	46	69	107	6.4	54	2	9	21	12	6	133	7.4
Totals	54-42	1194	22.1	136	330	.412	15	52	.288	125	180	.694	149	215	364	6.7	163	7	29	71	39	30	412	7.6



#14 - LAIMONAS CHATKEVICIUS

JUNIOR | FORWARD | 6'11" | 251 | 2 LETTERS

KLAIPEDA, LITHUANIA/SOUTH KENT SCHOOL (CONN.)

SEASON NOTABLES

- Scored 11 points in just 17 minutes against North Florida, hitting 4-6 field goals and 3-4 free throws
- Attempted a career-high 12 shots against Akron, scoring 11 points with five rebounds
- Set new career highs in points (17), rebounds (13), blocks (3) and 3-pointers made (2) in just 23 minutes of action in the win over UNC Asheville.
- Made a career-high 7-of-9 shots from the field, scoring 15 points at Marshall in just 18 minutes
- Blocked three shots in the first half of a win over Oklahoma State, matching a career high
- Scored 12 points on 6-of-8 shooting and blocked three shots in a win over Clemson
- Scored 14 points on 5-of-6 shooting, also adding nine rebounds against North Carolina A&T
- Recorded his second double-double of the season, pulling down 10 rebounds with 15 points at Auburn
- Led the team with 12 points against Georgia, adding three blocks in 24 minutes of action
- Set a new career high in field goal attempts, hitting 5-of-13 to score 13 points against Missouri
- Set a new career high with 18 points on the road at Alabama, hitting seven field goals in a career-high 34 minutes of playing time
- Matched his career high in the very next game, scoring 18 points with nine rebounds against Mississippi State

CHATKEVICIUS' SUPERLATIVES

POINTS

Career: 18, twice, last vs. Miss. State (Feb. 28, 2015)
 Season: 18, twice, last vs. Miss. State (Feb. 28, 2015)

FIELD GOALS

Career: 8, twice, last vs. Miss. State (Feb. 28, 2015)
 Season: 8, twice, last vs. Miss. State (Feb. 28, 2015)

FIELD GOAL ATTEMPTS

Career: 13, twice, last vs. Miss. State (Feb. 28, 2015)
 Season: 13, twice, last vs. Miss. State (Feb. 28, 2015)

3-POINT FIELD GOALS

Career: 2, vs. UNC Asheville (Nov. 26, 2014)
 Season: 2, vs. UNC Asheville (Nov. 26, 2014)

3-POINT FIELD GOAL ATTEMPTS

Career: 2, 4x, last vs. Miss. State (Feb. 28, 2015)
 Season: 2, twice, last vs. Miss. State (Feb. 28, 2015)

FREE THROWS

Career: 8, vs. Arkansas (March 13, 2014)
 Season: 5, vs. UNC Asheville (Nov. 26, 2014)

FREE THROW ATTEMPTS

Career: 10, vs. Arkansas (March 13, 2014)
 Season: 6, vs. UNC Asheville (Nov. 26, 2014)

REBOUNDS

Career: 13, vs. UNC Asheville (Nov. 26, 2014)
 Season: 13, vs. UNC Asheville (Nov. 26, 2014)

ASSISTS

Career: 4, vs. Jacksonville (Dec. 7, 2012)
 Season: 3, twice, last vs. Miss. State (Feb. 28, 2015)

BLOCKS

Career: 3, 6x, last at Arkansas (Feb. 3, 2015)
 Season: 3, 5x, last at Arkansas (Feb. 3, 2015)

STEALS

Career: 3, at Tennessee (Feb. 8, 2014)
 Season: 2, vs. Missouri (Feb. 10, 2015)

MINUTES PLAYED

Career: 35, vs. Mississippi State (Feb. 28, 2015)
 Season: 35, vs. Mississippi State (Feb. 28, 2015)

2014-15

Opponent	Date	GS	Min	FG-FGA	Pct	3FG-FGA	Pct	FT-FTA	Pct	Off	Def	Tot	Avg	PF	FO	A	TO	Blk	Stl	Pts	Avg
North Florida	11/14/14		17	4-6	.667	0-0	.000	3-4	.750	1	3	4	4.0	1	0	0	2	0	0	11	11.0
Baylor	11/18/14		14	1-2	.500	0-0	.000	2-2	1.000	1	5	6	5.0	0	0	0	1	0	0	4	7.5
vs. Cornell	11/20/14		20	4-7	.571	0-0	.000	0-0	.000	1	6	7	5.7	0	0	1	1	2	0	8	7.7
vs. Charlotte	11/21/14		24	2-4	.500	0-0	.000	0-0	.000	1	6	7	6.0	1	0	1	2	3	0	4	6.8
vs. Akron	11/23/14		21	5-12	.417	0-1	.000	1-1	1.000	1	4	5	5.8	2	0	0	1	0	0	11	7.6
UNC Asheville	11/26/14	*	23	5-11	.455	2-2	1.000	5-6	.833	7	6	13	7.0	3	0	3	4	3	0	17	9.2
at Marshall	12/1/14	*	18	7-9	.778	1-1	1.000	0-0	.000	2	2	4	6.6	4	0	1	4	1	1	15	10.0
Oklahoma State	12/6/14	*	23	3-7	.429	0-1	.000	0-0	.000	2	3	5	6.4	0	0	1	0	3	1	6	9.5
Clemson	12/19/14	*	28	6-8	.750	0-1	.000	0-0	.000	1	2	3	5.9	3	0	1	1	3	2	12	9.8
Coker	12/21/14	*	24	8-12	.667	0-0	.000	0-2	.000	3	2	5	5.8	0	0	0	4	2	0	16	10.4
NA&T	12/30/14	*	22	5-6	.833	1-1	1.000	3-4	.750	2	7	9	6.1	2	0	0	1	2	0	14	10.7
vs. Iowa State	1/3/15	*	20	2-3	.667	0-1	.000	0-0	.000	1	2	3	5.8	5	1	0	3	0	0	4	10.2
Florida	1/7/15	*	21	3-6	.500	0-1	.000	2-2	1.000	0	1	1	5.5	3	0	0	0	2	0	8	10.0
at Ole Miss	1/10/15	*	23	1-3	.333	0-0	.000	1-2	.500	1	3	4	5.4	0	0	0	1	1	0	3	9.5
Alabama	1/13/15	*	26	3-6	.500	0-1	.000	2-2	1.000	2	1	3	5.2	2	0	1	1	0	0	8	9.4
at Auburn	1/17/15	*	30	7-10	.700	1-2	.500	0-1	.000	2	9	11	5.6	4	0	1	2	2	0	15	9.8
Tennessee	1/20/15	*	7	0-0	.000	0-0	.000	0-0	.000	1	0	1	5.3	0	0	0	0	0	0	0	9.2
Kentucky	1/24/15		15	1-4	.250	0-1	.000	0-0	.000	0	2	2	5.1	3	0	0	1	0	0	2	8.8
at LSU	1/28/15	*	20	3-6	.500	0-0	.000	0-0	.000	2	2	4	5.0	4	0	2	2	2	1	6	8.6
Georgia	1/31/15	*	24	5-10	.500	1-3	.333	1-1	1.000	1	3	4	5.0	3	0	1	1	3	1	12	8.8
at Arkansas	2/3/15	*	24	3-11	.273	0-1	.000	0-2	.000	1	5	6	5.0	4	0	0	2	3	0	6	8.7
at Vanderbilt	2/7/15	*	20	1-7	.143	0-2	.000	0-0	.000	0	3	3	4.9	1	0	0	1	1	1	2	8.4
Missouri	2/10/15		24	5-13	.385	0-1	.000	3-4	.750	4	4	8	5.1	3	0	0	2	0	2	13	8.6
at Kentucky	2/14/15	*	14	1-3	.333	1-2	.500	0-0	.000	0	0	0	4.9	5	1	0	0	1	0	3	8.3
at Georgia	2/17/15	*	32	3-6	.500	0-0	.000	2-2	1.000	1	4	5	4.9	3	0	1	0	1	0	8	8.3
Texas A&M	2/21/15	*	24	0-2	.000	0-0	.000	4-4	1.000	3	8	11	5.1	2	0	0	1	0	0	4	8.2
at Alabama	2/24/15	*	34	7-12	.583	0-1	.000	4-4	1.000	5	4	9	5.2	2	0	1	1	0	0	18	8.5
Mississippi State	2/28/15	*	35	8-13	.615	1-2	.500	1-3	.333	2	7	9	5.4	3	0	3	0	2	0	18	8.9
Arkansas	3/5/15	*	26	3-5	.600	0-0	.000	0-1	.000	0	5	5	5.4	2	0	2	2	3	0	6	8.8
at Tennessee	3/7/15	*	19	3-8	.375	0-0	.000	1-1	1.000	0	3	3	5.3	2	0	1	2	1	0	7	8.7
vs. Missouri	3/11/15	*	23	3-6	.500	0-0	.000	0-0	.000	0	1	1	5.2	2	0	0	0	0	0	6	8.6

STATS	FGM	FTM	REBS	FOULS	ASSISTS	BLOCKS	STEALS	POINTS
PER 40 MINUTES	6.4	2.0	9.2	4.0	1.2	2.5	0.6	15.4

SEC TOURNAMENT	GP-GS	FG-FGA	PCT.	PTS/AVG	REBS/AVG	AST/AVG	BLK/AVG	STLS/AVG
CAREER AVERAGES	5-1	16-36	.444	49/9.8	21/4.2	1/0.3	4/0.8	3/0.6

CAREER STATISTICS

Season	GP-GS	Min	Avg	FG	FGA	Pct	3FG	3FGA	Pct	FT	FTA	Pct	Off	Def	Tot	Avg	PF	FO	Ast	TO	Blk	Stl	Pts	Avg
2012-13	23-10	304	13.2	38	85	.447	3	10	.300	22	36	.611	28	46	74	3.2	42	1	12	32	13	3	101	4.4
2013-14	33-1	426	12.9	65	121	.537	0	1	.000	29	42	.690	40	94	134	4.1	78	2	13	32	20	13	159	4.8
2014-15	31-24	695	22.4	112	218	.514	8	25	.320	35	48	.729	48	112	160	5.2	69	2	21	43	43	10	267	8.6
Totals	87-35	1425	16.4	215	424	.507	11	36	.306	86	126	.683	116	252	368	4.2	189	5	46	107	74	25	527	6.1

CAREER SEC STATISTICS

Season	GP-GS	Min	Avg	FG	FGA	Pct	3FG	3FGA	Pct	FT	FTA	Pct	Off	Def	Tot	Avg	PF	FO	Ast	TO	Blk	Stl	Pts	Avg
2013	15-10	214	14.3	23	59	.390	2	7	.286	19	28	.679	17	35	52	3.5	30	1	5	22	11	2	67	4.5
2014	18-1	241	13.4	36	64	.563	0	1	.000	10	17	.588	19	53	72	4.0	51	2	9	22	12	9	82	4.6
2015	18-16	418	23.2	57	125	.456	4	17	.235	21	29	.724	25	64	89	4.9	46	1	13	19	22	5	139	7.7
Totals	51-27	873	17.1	116	248	.468	6	25	.240	50	74	.676	61	152	213	4.2	127	4	27	63	45	16	288	5.6



#25 - MINDAUGAS KACINAS

JUNIOR | FORWARD | 6'7" | 227 | 2 LETTERS

KLAIPEDA, LITHUANIA/WORD OF LIFE FIRE TRADITIONAL SCHOOL

KACINAS' SUPERLATIVES

POINTS

Career: 18, vs. Rider (Nov. 19, 2012)
Season: 16, vs. North Carolina A&T (Dec. 30, 2014)

FIELD GOALS

Career: 8, vs. Rider (Nov. 19, 2012)
Season: 5, 3x, last at Georgia (Feb. 17, 2015)

FIELD GOAL ATTEMPTS

Career: 11, 3x, last at Clemson (Nov. 13, 2013)
Season: 8, twice, last at Arkansas (Feb. 3, 2015)

3-POINT FIELD GOALS

Career: 2, twice, last vs. Florida (Jan. 7, 2015)
Season: 2, twice, last vs. Florida (Jan. 7, 2015)

3-POINT FIELD GOAL ATTEMPTS

Career: 4, twice, last vs. Florida (Jan. 7, 2015)
Season: 4, twice, last vs. Florida (Jan. 7, 2015)

FREE THROWS

Career: 6, 3x, last vs. N. Carolina A&T (Dec. 30, 2014)
Season: 6, vs. North Carolina A&T (Dec. 30, 2014)

FREE THROW ATTEMPTS

Career: 8, twice, last vs. Auburn (March 12, 2014)
Season: 6, vs. North Carolina A&T (Dec. 30, 2014)

REBOUNDS

Career: 14, vs. Longwood (Nov. 9, 2013)
Season: 12, vs. Oklahoma St. (Dec. 6, 2014)

ASSISTS

Career: 3, 4x, last vs. Oklahoma St. (Dec. 6, 2014)
Season: 3, vs. Oklahoma St. (Dec. 6, 2014)

BLOCKS

Career: 3, vs. Appalachian State (Dec. 19, 2012)
Season: 2, 4x, last vs. Texas A&M (Feb. 21, 2015)

STEALS

Career: 4, at Marshall (Dec. 1, 2014)
Season: 4, at Marshall (Dec. 1, 2014)

MINUTES PLAYED

Career: 36, 3x, last vs. Florida (March 4, 2014)
Season: 33, vs. Missouri (March 11, 2015)

SEASON NOTABLES

- Scored eight points and pulled down seven rebounds in exhib. win vs. Benedict
- Came just a point shy of a double-double, pulling down 11 rebounds with nine points against North Florida
- Led the team to a win over Cornell with 10 points and 11 rebounds, including seven offensive boards
- Went a perfect 5-5 from the floor to score 11 points against Charlotte, adding five offensive rebounds
- Pulled down five offensive rebounds and scored six points in 16 minutes vs. Akron
- Played a season-high 32 minutes and picked a career-high four steals in a win at Marshall
- Hit a career-best two 3-pointers and corralled 12 rebounds in a win over Oklahoma State, adding three assists
- Had his second perfect game of the season, hitting all five field goal attempts and all six free throws to lead the team with 16 points in a win over North Carolina A&T
- Scored 10 points with eight rebounds off the bench, playing just 17 minutes in a win over Alabama
- Came a rebound shy of a double-double at Georgia, scoring 13 points with nine rebounds in 21 minutes

2014-15

Opponent	Date	GS	Min	FG-FGA	Pct	3FG-FGA	Pct	FT-FTA	Pct	Off	Def	Tot	Avg	PF	FO	A	TO	Blk	Stl	Pts	Avg
North Florida	11/14/14	25	2-5	.400	1-2	.500	4-5	.800	2	9	11	11.0	4	0	0	1	0	0	0	9	9.0
Baylor	11/18/14	15	0-2	.000	0-0	.000	0-0	.000	1	1	2	6.5	0	0	0	1	0	0	0	0	4.5
vs. Cornell	11/20/14	26	3-8	.375	0-0	.000	4-4	1.000	7	4	11	8.0	1	0	1	1	0	2	10	6.3	
vs. Charlotte	11/21/14	23	5-5	1.000	0-0	.000	1-1	1.000	5	1	6	7.5	4	0	0	1	1	0	11	7.5	
vs. Akron	11/23/14	16	3-4	.750	0-0	.000	0-0	.000	5	0	5	7.0	1	0	0	2	0	0	6	7.2	
UNC Asheville	11/26/14	18	2-3	.667	0-0	.000	0-0	.000	1	3	4	6.5	2	0	0	1	2	0	4	6.7	
at Marshall	12/1/14	32	0-2	.000	0-0	.000	2-4	.500	3	2	5	6.3	2	0	2	1	0	4	2	6.0	
Oklahoma State	12/6/14	30	3-7	.429	2-4	.500	1-2	.500	4	8	12	7.0	2	0	3	1	2	1	9	6.4	
Clemson	12/19/14	25	2-4	.500	0-0	.000	2-2	1.000	1	4	5	6.8	0	0	1	0	0	1	6	6.3	
Coker	12/21/14	18	3-4	.750	0-0	.000	1-1	1.000	3	4	7	6.8	1	0	0	2	1	2	7	6.4	
NA&T	12/30/14	22	5-5	1.000	0-0	.000	6-6	1.000	3	4	7	6.8	2	0	0	3	0	2	16	7.3	
vs. Iowa State	1/3/15	7	0-0	.000	0-0	.000	3-4	.750	0	1	1	6.3	5	1	0	1	1	0	3	6.9	
Florida	1/7/15	23	3-6	.500	2-4	.500	1-2	.500	1	4	5	6.2	2	0	1	1	0	0	9	7.1	
at Ole Miss	1/10/15	17	2-3	.667	0-1	.000	0-0	.000	1	1	2	5.9	3	0	0	1	0	1	4	6.9	
Alabama	1/13/15	17	4-4	1.000	0-0	.000	2-3	.667	5	3	8	6.1	4	0	1	2	0	0	10	7.1	
at Auburn	1/17/15	20	2-3	.667	1-1	1.000	0-0	.000	1	1	2	5.8	3	0	0	2	0	0	5	6.9	
Tennessee	1/20/15	22	3-3	1.000	0-0	.000	0-0	.000	2	0	2	5.6	1	0	0	0	0	0	6	6.9	
Kentucky	1/24/15	17	1-4	.250	0-1	.000	0-0	.000	2	1	3	5.4	1	0	0	0	0	0	2	6.6	
at LSU	1/28/15	19	3-3	1.000	0-0	.000	0-2	.000	1	2	3	5.2	2	0	0	1	1	0	6	6.6	
Georgia	1/31/15	23	2-4	.500	1-2	.500	1-1	1.000	1	1	2	5.2	4	0	0	0	0	0	6	6.6	
at Arkansas	2/3/15	22	2-8	.250	0-1	.000	1-2	.500	3	7	10	5.4	5	1	0	1	2	1	5	6.5	
at Vanderbilt	2/7/15	26	2-4	.500	0-1	.000	0-0	.000	1	3	4	5.3	1	0	0	1	0	0	4	6.4	
Missouri	2/10/15	20	3-4	.750	0-0	.000	3-4	.750	4	1	4	5.3	3	0	0	1	0	1	9	6.5	
at Kentucky	2/14/15	17	1-5	.200	0-2	.000	3-4	.750	2	2	4	5.3	0	0	0	1	0	1	5	6.4	
at Georgia	2/17/15	21	5-7	.714	1-2	.500	2-2	1.000	4	5	9	5.4	4	0	0	0	0	1	13	6.7	
Texas A&M	2/21/15	24	1-4	.250	0-1	.000	0-3	.000	5	2	7	5.5	3	0	1	1	2	0	2	6.5	
at Alabama	2/24/15	19	0-0	.000	0-0	.000	0-0	.000	0	2	2	5.3	2	0	1	3	0	0	0	6.3	
Mississippi State	2/28/15	16	2-3	.667	0-0	.000	3-4	.750	3	1	4	5.3	4	0	2	1	0	0	7	6.3	
Arkansas	3/5/15	27	2-4	.500	1-2	.500	2-2	1.000	1	4	5	5.3	5	1	3	1	2	0	7	6.3	
at Tennessee	3/7/15	18	2-3	.667	0-0	.000	1-1	1.000	0	2	2	5.2	3	0	0	0	0	1	5	6.3	
vs. Missouri	3/11/15	33	4-5	.800	0-1	.000	0-0	.000	3	2	5	5.2	3	0	1	1	0	1	8	6.3	

STATS	FGM	FTM	REBS	FOULS	ASSISTS	BLOCKS	STEALS	POINTS
PER 40 MINUTES	4.3	2.6	9.6	4.6	1.0	0.8	1.1	11.8

SEC TOURNAMENT	GP-GS	FG-FGA	PCT.	PTS/AVG	REBS/AVG	AST/AVG	BLK/AVG	STLS/AVG
CAREER AVERAGES	5-2	11-21	.524	28/5.6	29/5.8	5/1.0	1/0.2	3/0.6

CAREER STATISTICS

Season	GP-GS	Min	Avg	FG	FGA	Pct	3FG	3FGA	Pct	FT	FTA	Pct	Off	Def	Tot	Avg	PF	FO	Ast	TO	Blk	Stl	Pts	Avg
2012-13	31-9	606	19.5	57	110	.518	4	20	.200	34	50	.680	50	66	116	3.7	67	1	21	46	15	10	152	4.9
2013-14	34-27	818	24.1	70	126	.556	0	2	.000	50	77	.649	80	95	175	5.1	103	4	12	53	21	31	190	5.6
2014-15	31-0	665	21.5	72	126	.571	9	27	.333	43	59	.729	75	85	160	5.2	77	3	17	33	14	19	196	6.3
Totals	96-36	2089	21.8	199	362	.550	13	49	.265	127	186	.683	205	246	451	4.7	247	8	50	132	50	60	538	5.6

CAREER SEC STATISTICS

Season	GP-GS	Min	Avg	FG	FGA	Pct	3FG	3FGA	Pct	FT	FTA	Pct	Off	Def	Tot	Avg	PF	FO	Ast	TO	Blk	Stl	Pts	Avg
2013	17-4	255	15.0	16	40	.400	1	7	.143	11	16	.688	14	27	41	2.4	32	0	7	18	2	4	44	2.6
2014	18-11	382	21.2	34	57	.596	0	0	.000	24	36	.667	38	38	76	4.2	58	2	2	23	13	20	92	5.1
2015	18-0	375	20.8	40	72	.556	6	18	.333	19	30	.633	37	42	79	4.4	50	2	9	17	7	6	105	5.8
Totals	53-15	1012	19.1	90	169	.533	7	25	.280	54	82	.659	89	107	196	3.7	140	4	18	58	22	30	241	4.5



#35 - BRIAN STEELE

JUNIOR | FORWARD | 6'5" | 194 | 2 LETTERS

GREENVILLE, S.C./WADE HAMPTON SCHOOL

SEASON NOTABLES

- Suffered a knee injury prior to the start of preseason, but was available for the first game of the year
- Hit a pair of 3s in 15 minutes of action against North Florida
- Scored once in four minutes against Coker
- Saw his first SEC action on the road at LSU
- Played a season-high 20 minutes and attempted a career-high five 3-point attempts at Arkansas
- Made a pair of 3-pointers in the waning minutes of the first half at Vanderbilt
- Matched a career high with eight points against Missouri, all coming in the second half

STEELE'S SUPERLATIVES

POINTS

Career: 8, twice, last vs. Missouri (Feb. 10, 2015)
 Season: 8, vs. Missouri (Feb. 10, 2015)

FIELD GOALS

Career: 3, at Tennessee (Feb. 8, 2014)
 Season: 2, 3x, last vs. Missouri (Feb. 10, 2015)

FIELD GOAL ATTEMPTS

Career: 7, 3x, last vs. Cornell (Nov. 20, 2014)
 Season: 6, twice, last vs. Texas A&M (Feb. 21, 2015)

3-POINT FIELD GOALS

Career: 2, 5x, last vs. Missouri (Feb. 10, 2015)
 Season: 2, 3x, last vs. Missouri (Feb. 10, 2015)

3-POINT FIELD GOAL ATTEMPTS

Career: 5, 5x, last vs. Texas A&M (Feb. 21, 2015)
 Season: 5, 3x, last vs. Texas A&M (Feb. 21, 2015)

FREE THROWS

Career: 2, 5x, last vs. Missouri (Feb. 10, 2015)
 Season: 2, twice, last vs. Missouri (Feb. 10, 2015)

FREE THROW ATTEMPTS

Career: 2, 5x, last vs. Missouri (Feb. 10, 2015)
 Season: 2 twice, last vs. Missouri (Feb. 10, 2015)

REBOUNDS

Career: 7, vs. Miss. State (March 13, 2013)
 Season: 3, vs. Cornell (Nov. 20, 2014)

ASSISTS

Career: 3, twice, last at Auburn (Feb. 26, 2014)
 Season: 2, twice, last vs. Texas A&M (Feb. 21, 2015)

BLOCKS

Career: 1, vs. Georgia (Jan. 31, 2015)
 Season: 1, vs. Georgia (Jan. 31, 2015)

STEALS

Career: 2, vs. Texas A&M (Jan. 29, 2014)
 Season: 1, 7x, last vs. Texas A&M (Feb. 21, 2015)

MINUTES PLAYED

Career: 26, at Tennessee (Feb. 8, 2014)
 Season: 20, at Arkansas (Feb. 3, 2015)

2014-15

Opponent	Date	GS	Min	FG-FGA	Pct	3FG-FGA	Pct	FT-FTA	Pct	Off	Def	Tot	Avg	PF	FO	A	TO	Blk	Stl	Pts	Avg
North Florida	11/14/14	15	2-4	.500	2-4	.500	0-0	.000	0	2	2	2.0	0	0	0	0	0	0	0	6	6.0
Baylor	11/18/14	8	0-2	.000	0-2	.000	0-0	.000	0	0	0	1.0	1	0	0	0	0	0	0	0	3.0
vs. Cornell	11/20/14	16	1-7	.143	1-4	.250	0-0	.000	0	3	3	1.7	1	0	2	1	0	1	3	3.0	
vs. Charlotte	11/21/14	8	0-1	.000	0-0	.000	0-0	.000	0	2	2	1.8	1	0	0	0	0	0	1	0	2.3
vs. Akron	11/23/14	2	0-0	.000	0-0	.000	0-0	.000	0	0	0	1.4	1	0	1	0	0	1	0	1.8	
UNC Asheville	11/26/14																				
DNP - Coach's Decision																					
at Marshall	12/1/14	4	0-1	.000	0-1	.000	0-0	.000	0	0	0	1.2	1	0	0	0	0	0	0	0	1.5
Oklahoma State	12/6/14	2	0-0	.000	0-0	.000	0-0	.000	0	0	0	1.0	0	0	0	0	0	0	0	0	1.3
Clemson	12/19/14	2	0-0	.000	0-0	.000	0-0	.000	0	0	0	0.8	0	0	0	0	0	0	0	0	1.1
Coker	12/21/14	4	1-2	.500	0-1	.000	0-0	.000	0	0	0	0.8	0	0	1	0	0	0	0	2	1.2
NA&T	12/30/14	4	0-0	.000	0-0	.000	0-0	.000	0	0	0	0.7	0	0	0	0	0	0	0	0	1.1
vs. Iowa State	1/3/15																				
DNP - Coach's Decision																					
Florida	1/7/15																				
DNP - Coach's Decision																					
at Ole Miss	1/10/15																				
DNP - Coach's Decision																					
Alabama	1/13/15																				
DNP - Coach's Decision																					
at Auburn	1/17/15																				
DNP - Coach's Decision																					
Tennessee	1/20/15																				
DNP - Coach's Decision																					
Kentucky	1/24/15																				
DNP - Coach's Decision																					
at LSU	1/28/15	2	0-0	.000	0-0	.000	0-0	.000	0	0	0	0.6	0	0	0	0	0	0	0	0	1.0
Georgia	1/31/15	9	1-1	1.000	1-1	1.000	0-0	.000	0	0	0	0.6	0	0	0	1	0	3	1.2		
at Arkansas	2/3/15	20	0-5	.000	0-5	.000	2-2	1.000	0	2	2	0.7	2	0	1	0	0	1	2	1.2	
at Vanderbilt	2/7/15	15	2-4	.500	2-3	.667	0-0	.000	1	0	1	0.7	4	0	1	0	0	0	6	1.6	
Missouri	2/10/15	19	2-6	.333	2-5	.400	2-2	1.000	0	1	1	0.7	3	0	0	1	0	1	8	2.0	
at Kentucky	2/14/15	17	1-4	.250	0-2	.000	0-0	.000	0	0	0	0.6	2	0	0	0	0	0	2	2.0	
at Georgia	2/17/15	17	0-3	.000	0-3	.000	0-0	.000	1	0	1	0.7	1	0	0	0	0	1	0	1.9	
Texas A&M	2/21/15	12	1-6	.167	1-5	.200	0-0	.000	0	0	0	0.6	1	0	2	1	0	1	3	1.9	
at Alabama	2/24/15	1	0-0	.000	0-0	.000	0-0	.000	0	0	0	0.6	0	0	0	0	0	0	0	1.8	
Mississippi State	2/28/15	1	0-1	.000	0-1	.000	0-0	.000	0	0	0	0.6	1	0	0	0	0	0	0	1.8	
Arkansas	3/5/15	1	0-0	.000	0-0	.000	0-0	.000	0	0	0	0.6	1	0	0	0	0	0	0	1.7	
at Tennessee	3/7/15																				
DNP - Coach's Decision																					
vs. Missouri	3/11/15																				
DNP - Coach's Decision																					

STATS PER 40 MINUTES	FGM	FTM	REBS	FOULS	ASSISTS	BLOCKS	STEALS	POINTS
	2.5	0.9	2.7	4.5	1.8	0.2	1.6	7.8

SEC TOURNAMENT CAREER AVERAGES	GP-GS	FG-FGA	PCT.	PTS/AVG	REBS/AVG	AST/AVG	BLK/AVG	STLS/AVG
	4-1	4-11	.364	10/2.5	14/3.5	4/1.0	0/0.0	0/0.0

CAREER STATISTICS

Season	GP-GS	Min	Avg	FG	FGA	Pct	3FG	3FGA	Pct	FT	FTA	Pct	Off	Def	Tot	Avg	PF	FO	Ast	TO	Blk	Stl	Pts	Avg
2012-13	7-4	79	11.3	5	19	.263	4	14	.286	2	3	.667	4	11	15	2.1	12	1	8	5	0	3	16	2.3
2013-14	22-0	218	9.9	18	44	.409	10	27	.370	2	5	.400	7	17	24	1.1	30	1	11	8	0	5	48	2.2
2014-15	21-0	179	8.5	11	47	.234	9	38	.237	4	4	1.000	2	10	12	0.6	20	0	8	5	1	7	35	1.7
Totals	50-4	476	9.5	34	110	.309	23	79	.291	8	12	.667	13	38	51	1.0	62	2	27	18	1	15	99	2.0

CAREER SEC STATISTICS

Season	GP-GS	Min	Avg	FG	FGA	Pct	3FG	3FGA	Pct	FT	FTA	Pct	Off	Def	Tot	Avg	PF	FO	Ast	TO	Blk	Stl	Pts	Avg
2013	4-3	56	14.0	4	11	.364	4	10	.400	0	0	.000	1	6	7	1.8	10	1	6	2	0	2	12	3.0
2014	13-0	124	9.5	14	35	.400	7	21	.333	2	5	.400	4	12	16	1.2	18	0	8	4	0	5	37	2.8
2015	11-0	114	10.4	7	30	.233	6	25	.240	4	4	1.000	2	3	5	0.5	15	0	3	3	1	4	24	2.2
Totals	28-3	294	10.5	25	76	.329	17	56	.304	6	9	.667	7	21	28	1.0	43	1	17	9	1	11	73	2.6



#21 - DEMETRIUS HENRY

SOPHOMORE | FORWARD | 6'9" | 226 | 1 LETTER

MIAMI, FLA./FAITH BAPTIST CHRISTIAN SCHOOL

SEASON NOTABLES

- Scored 15 points and collected seven rebounds in exhib. win vs. Benedict
- Led the team in scoring with 12 points in 20 minutes against North Florida
- Pulled down eight rebounds against Baylor
- Led the team with nine rebounds against Akron
- Scored a career-high 15 points with eight rebounds and three blocks against UNC Asheville
- Blocked a pair of shots with eight points and five rebounds in just 16 minutes against Clemson
- Set a new career high in scoring with 16 points in just 19 minutes against Coker
- Scored 12 points with eight rebounds in just 26 minutes against Tennessee

HENRY'S SUPERLATIVES

POINTS

Career: 16, vs. Coker (Dec. 21, 2014)

Season: 16, vs. Coker (Dec. 21, 2014)

FIELD GOALS

Career: 7, vs. FIU (Nov. 24, 2013)

Season: 6, 3x, last vs. Coker (Dec. 21, 2014)

FIELD GOAL ATTEMPTS

Career: 11, twice, last vs. UNC Asheville (Nov. 26, 2014)

Season: 11, vs. UNC Asheville (Nov. 26, 2014)

3-POINT FIELD GOALS

Career: 1, at Kentucky (Feb. 14, 2015)

Season: 1, at Kentucky (Feb. 14, 2015)

3-POINT FIELD GOAL ATTEMPTS

Career: 1, 3x, last at Kentucky (Feb. 14, 2015)

Season: 1, 3x, last at Kentucky (Feb. 14, 2015)

FREE THROWS

Career: 4, vs. Coker (Dec. 21, 2014)

Season: 4, vs. Coker (Dec. 21, 2014)

FREE THROW ATTEMPTS

Career: 5, 4vs. Coker (Dec. 21, 2014)

Season: 5, vs. Coker (Dec. 21, 2014)

REBOUNDS

Career: 11, vs. SC State (Jan. 3, 2014)

Season: 9, vs. Akron (Nov. 23, 2014)

ASSISTS

Career: 3, at Mississippi State (March 8, 2014)

Season: 1, vs. Baylor (Nov. 18, 2014)

BLOCKS

Career: 3, twice, last vs. Coker (Dec. 21, 2014)

Season: 3, twice, last vs. Coker (Dec. 21, 2014)

STEALS

Career: 2, 3x, at Arkansas (Feb. 19, 2014)

Season: 1, 3x, last at Vanderbilt (Feb. 7, 2015)

MINUTES PLAYED

Career: 32, twice, last vs. UNC Asheville (Nov. 26, 2014)

Season: 32, vs. UNC Asheville (Nov. 26, 2014)

2014-15

Opponent	Date	GS	Min	FG-FGA	Pct	3FG-FGA	Pct	FT-FTA	Pct	Off	Def	Tot	Avg	PF	FO	A	TO	Blk	Stl	Pts	Avg
North Florida	11/14/14	*	20	6-9	.667	0-0	.000	0-0	.000	0	2	2	2.0	5	1	0	2	1	0	12	12.0
Baylor	11/18/14	*	25	1-4	.250	0-0	.000	2-2	1.000	5	3	8	5.0	4	0	1	0	1	0	4	8.0
vs. Cornell	11/20/14	*	13	1-3	.333	0-0	.000	0-0	.000	1	0	1	3.7	3	0	0	1	0	0	2	6.0
vs. Charlotte	11/21/14	*	13	2-2	1.000	0-0	.000	0-0	.000	0	1	1	3.0	4	0	0	1	0	0	4	5.5
vs. Akron	11/23/14	*	27	1-7	.143	0-0	.000	1-3	.333	2	7	9	4.2	4	0	0	2	1	0	3	5.0
UNC Asheville	11/26/14	*	32	6-11	.545	0-0	.000	3-4	.750	2	6	8	4.8	2	0	0	1	3	0	15	6.7
at Marshall	12/1/14	*	15	2-4	.500	0-1	.000	0-0	.000	2	2	4	4.6	5	1	0	2	0	1	4	6.3
Oklahoma State	12/6/14	*	17	1-5	.200	0-0	.000	2-2	1.000	0	1	1	4.1	4	0	0	4	2	0	4	6.0
Clemson	12/19/14	*	16	3-4	.750	0-1	.000	2-2	1.000	1	4	5	4.2	4	0	1	2	2	0	8	6.2
Coker	12/21/14	*	19	6-8	.750	0-0	.000	4-5	.800	3	2	5	4.3	1	0	1	2	3	1	16	7.2
NA&T	12/30/14	*	17	4-8	.500	0-0	.000	2-4	.500	2	1	3	4.2	4	0	1	3	1	0	10	7.5
vs. Iowa State	1/3/15	*	27	3-6	.500	0-0	.000	1-2	.500	2	3	5	4.2	5	1	0	3	0	0	7	7.4
Florida	1/7/15	*	31	3-7	.429	0-0	.000	0-1	.000	1	3	4	4.2	1	0	0	0	1	1	6	7.3
at Ole Miss	1/10/15	*	14	1-3	.333	0-0	.000	2-6	.333	2	2	4	4.2	4	0	1	2	0	0	4	7.1
Alabama	1/13/15	*	16	3-3	1.000	0-0	.000	0-0	.000	0	1	1	4.0	4	0	0	1	1	1	6	7.0
at Auburn	1/17/15	*	15	0-1	.000	0-0	.000	0-0	.000	0	0	0	3.8	2	0	1	2	1	0	0	6.6
Tennessee	1/20/15	*	26	5-9	.556	0-0	.000	2-2	1.000	2	6	8	4.0	5	1	0	3	1	0	12	6.9
Kentucky	1/24/15	*	24	1-4	.250	0-0	.000	1-2	.500	3	3	6	4.1	3	0	0	3	1	2	3	6.7
at LSU	1/28/15									DNP - Concussion											
Georgia	1/31/15									DNP - Concussion											
at Arkansas	2/3/15									DNP - Concussion											
at Vanderbilt	2/7/15		21	1-2	.500	0-0	.000	0-0	.000	0	1	1	3.9	3	0	0	1	0	1	2	6.4
Missouri	2/10/15		9	0-0	.000	0-0	.000	0-0	.000	0	1	1	3.8	0	0	0	0	0	0	0	6.1
at Kentucky	2/14/15		13	2-2	1.000	1-1	1.000	0-0	.000	0	0	0	3.6	2	0	0	0	0	0	5	6.0
at Georgia	2/17/15									DNP - Suspended											
Texas A&M	2/21/15									DNP - Suspended											
at Alabama	2/24/15									DNP - Suspended											
Mississippi State	2/28/15									DNP - Suspended											
Arkansas	3/5/15									DNP - Suspended											
at Tennessee	3/7/15									DNP - Suspended											
vs. Missouri	3/11/15									DNP - Suspended											

STATS PER 40 MINUTES	FGM	FTM	REBS	FOULS	ASSISTS	BLOCKS	STEALS	POINTS
	5.1	2.1	7.4	6.7	0.6	1.9	0.7	12.4

SEC TOURNAMENT CAREER AVERAGES	GP-GS	FG-FGA	PCT.	PTS/AVG	REBS/AVG	AST/AVG	BLK/AVG	STLS/AVG
	3-3	3-7	.429	7/2.3	6/2.0	0/0.0	0/0.0	0/0.0

CAREER STATISTICS

Season	GP-GS	Min	Avg	FG	FGA	Pct	3FG	3FGA	Pct	FT	FTA	Pct	Off	Def	Tot	Avg	PF	FO	Ast	TO	Blk	Stl	Pts	Avg
2013-14	34-29	611	18.0	63	152	.414	0	1	.000	9	37	.243	55	59	114	3.4	118	6	13	28	20	16	135	4.0
2014-15	21-19	410	19.5	52	102	.510	1	3	.333	22	35	.629	27	49	78	3.6	69	4	6	34	19	7	127	6.0
Totals	55-48	1021	18.6	115	254	.453	1	4	.250	31	72	.431	82	108	190	3.5	187	10	19	62	39	23	262	4.8

CAREER SEC STATISTICS

Season	GP-GS	Min	Avg	FG	FGA	Pct	3FG	3FGA	Pct	FT	FTA	Pct	Off	Def	Tot	Avg	PF	FO	Ast	TO	Blk	Stl	Pts	Avg
2014	18-13	278	15.4	16	53	.302	0	0	.000	4	17	.235	23	18	41	2.3	58	1	9	11	9	9	36	2.0
2015	9-7	169	18.8	16	31	.516	1	1	1.000	5	11	.455	8	17	24	2.8	24	1	2	11	5	5	38	4.2
Totals	27-20	447	16.6	32	84	.381	1	1	1.000	9	28	.321	31	35	66	2.4	82	2	11	22	14	14	74	2.7



#20 - JUSTIN MCKIE

SOPHOMORE | GUARD | 6'4" | 195 | 1 LETTER

COLUMBIA, S.C./IRMO

SEASON NOTABLES

- Suffered a concussion during the preseason and was unavailable for the exhib. vs. Benedict
- Hit a career-high three free throws in eight minutes of the season opener against North Florida
- Made both free throws and a pair of threes in a perfect shooting day, scoring a career-high eight points versus Cornell
- Matched his career high with eight points against UNC Asheville, making a pair of 3-pointers in the win
- Played a career-high 22 minutes, scoring 12 points to set a new high-water mark for his career
- Set new career highs in blocks and steals in a win over Oklahoma State

MCKIE'S SUPERLATIVES

POINTS

Career: 12, at Marshall (Dec. 1, 2014)
Season: 12, at Marshall (Dec. 1, 2014)

FIELD GOALS

Career: 5, at Marshall (Dec. 1, 2014)
Season: 5, at Marshall (Dec. 1, 2014)

FIELD GOAL ATTEMPTS

Career: 8, at Marshall (Dec. 1, 2014)
Season: 8, at Marshall (Dec. 1, 2014)

3-POINT FIELD GOALS

Career: 2, twice, last vs. UNC Asheville (Nov. 26, 2014)
Season: 2, twice, last vs. UNC Asheville (Nov. 26, 2014)

3-POINT FIELD GOAL ATTEMPTS

Career: 3, twice, last at Marshall (Dec. 1, 2014)
Season: 4, vs. Tennessee (Jan. 20, 2015)

FREE THROWS

Career: 4, vs. Florida (Jan. 7, 2015)
Season: 4, vs. Florida (Jan. 7, 2015)

FREE THROW ATTEMPTS

Career: 4, twice, last vs. Florida (Jan. 7, 2015)
Season: 4, twice, last vs. Florida (Jan. 7, 2015)

REBOUNDS

Career: 4, 6x, last vs. Miss. State (Feb. 28, 2015)
Season: 4, 4x, last vs. Miss. State (Feb. 28, 2015)

ASSISTS

Career: 2, 3x, last vs. Coker (Dec. 21, 2014)
Season: 2, twice, last vs. Coker (Dec. 21, 2014)

BLOCKS

Career: 1, vs. Oklahoma St. (Dec. 6, 2014)
Season: 1, vs. Oklahoma St. (Dec. 6, 2014)

STEALS

Career: 2, vs. Oklahoma St. (Dec. 6, 2014)
Season: 2, vs. Oklahoma St. (Dec. 6, 2014)

MINUTES PLAYED

Career: 23, vs. Miss. State (Feb. 28, 2015)
Season: 23, vs. Miss. State (Feb. 28, 2015)

2014-15

Opponent	Date	GS	Min	FG-FGA	Pct	3FG-FGA	Pct	FT-FTA	Pct	Off	Def	Tot	Avg	PF	FO	A	TO	Blk	Stl	Pts	Avg
North Florida	11/14/14	8	0-3	.000	0-2	.000	3-4	.750	0	0	0	0.0	2	0	0	0	0	0	0	3	3.0
Baylor	11/18/14									DNP - Coach's Decision											
vs. Cornell	11/20/14	8	2-2	1.000	2-2	1.000	2-2	1.000	1	2	3	1.5	1	0	0	0	0	0	0	8	5.5
vs. Charlotte	11/21/14	3	0-1	.000	0-1	.000	0-0	.000	1	0	1	1.3	0	0	1	0	0	0	0	0	3.7
vs. Akron	11/23/14									DNP - Coach's Decision											
UNC Asheville	11/26/14	13	3-5	.600	2-3	.667	0-0	.000	0	1	1	1.3	1	0	0	0	0	0	0	8	4.8
at Marshall	12/1/14	22	5-8	.625	1-3	.333	1-3	.333	0	4	4	1.8	1	0	0	1	0	1	12	6.2	
Oklahoma State	12/6/14	18	2-4	.500	1-2	.500	1-2	.500	0	4	4	2.2	1	0	1	0	1	2	6	6.2	
Clemson	12/19/14	14	1-5	.200	1-4	.250	2-2	1.000	0	2	2	2.1	1	0	0	0	0	0	5	6.0	
Coker	12/21/14	14	1-6	.167	0-2	.000	0-0	.000	1	3	4	2.4	2	0	2	1	0	1	2	5.5	
NA&T	12/30/14	20	2-5	.400	0-3	.000	2-2	1.000	0	2	2	2.3	0	0	1	0	1	1	6	5.6	
vs. Iowa State	1/3/15	12	1-2	.500	0-1	.000	0-0	.000	0	1	1	2.2	0	0	0	1	0	0	2	5.2	
Florida	1/7/15	15	1-2	.500	0-0	.000	4-4	1.000	1	1	2	2.2	2	0	0	2	1	0	6	5.3	
at Ole Miss	1/10/15	8	0-2	.000	0-1	.000	0-0	.000	0	2	2	2.2	0	0	0	0	0	0	0	4.8	
Alabama	1/13/15	17	1-4	.250	0-1	.000	0-0	.000	0	1	1	2.1	2	0	2	0	0	2	4.6		
at Auburn	1/17/15	10	0-0	.000	0-0	.000	0-0	.000	0	1	1	2.0	0	0	0	0	0	0	0	4.3	
Tennessee	1/20/15	15	1-6	.167	1-4	.250	0-0	.000	0	1	1	1.9	1	0	1	0	0	0	3	4.2	
Kentucky	1/24/15	14	1-2	.500	1-1	1.000	0-0	.000	1	1	2	1.9	2	0	0	0	0	0	3	4.1	
at LSU	1/28/15									DNP - Concussion											
Georgia	1/31/15									DNP - Concussion											
at Arkansas	2/3/15									DNP - Concussion											
at Vanderbilt	2/7/15									DNP - Concussion											
Missouri	2/10/15									DNP - Concussion											
at Kentucky	2/14/15	5	0-1	.000	0-1	.000	0-0	.000	0	1	1	1.9	0	0	0	0	0	0	0	3.9	
at Georgia	2/17/15									DNP - Coach's Decision											
Texas A&M	2/21/15	9	1-2	.500	0-1	.000	0-0	.000	1	1	2	1.9	0	0	0	2	0	0	2	3.8	
at Alabama	2/24/15	4	0-1	.000	0-1	.000	0-0	.000	1	0	1	1.8	1	0	0	0	0	0	0	3.6	
Mississippi State	2/28/15	23	0-1	.000	0-1	.000	0-0	.000	2	2	4	2.0	1	0	0	0	0	1	0	3.4	
Arkansas	3/5/15	2	0-0	.000	0-0	.000	0-0	.000	0	0	0	1.9	0	0	0	0	0	1	0	3.2	
at Tennessee	3/7/15	8	0-0	.000	0-0	.000	2-2	1.000	0	1	1	1.8	0	0	0	0	0	0	2	3.2	
vs. Missouri	3/11/15	4	1-1	1.000	0-0	.000	0-0	.000	0	0	0	1.7	0	0	0	2	0	0	2		

STATS PER 40 MINUTES	FGM	FTM	REBS	FOULS	ASSISTS	BLOCKS	STEALS	POINTS
	3.5	2.6	6.0	2.9	0.9	0.5	1.2	10.8

SEC TOURNAMENT CAREER AVERAGES	GP-GS	FG-FGA	PCT.	PTS/AVG	REBS/AVG	AST/AVG	BLK/AVG	STLS/AVG
	2-0	1-1	1.000	2/1.0	0/0.0	0/0.0	0/0.0	0/0.0

CAREER STATISTICS

Season	GP-GS	Min	Avg	FG	FGA	Pct	3FG	3FGA	Pct	FT	FTA	Pct	Off	Def	Tot	Avg	PF	FO	Ast	TO	Blk	Stl	Pts	Avg
2013-14	17-0	80	4.7	3	17	.176	1	8	.125	2	4	.500	4	12	16	0.9	8	0	5	5	0	3	9	0.5
2014-15	23-0	266	11.6	23	63	.365	9	34	.265	17	21	.810	9	31	40	1.7	19	0	6	11	3	8	72	3.1
Totals	40-0	346	8.7	26	80	.325	10	42	.238	19	25	.760	13	43	56	1.4	27	0	11	16	3	11	81	2.0

CAREER SEC STATISTICS

Season	GP-GS	Min	Avg	FG	FGA	Pct	3FG	3FGA	Pct	FT	FTA	Pct	Off	Def	Tot	Avg	PF	FO	Ast	TO	Blk	Stl	Pts	Avg
2014	9-0	56	6.2	2	11	.182	1	5	.200	0	0	.000	1	9	10	1.1	7	0	5	5	0	2	5	0.6
2015	12-0	130	10.8	5	21	.238	2	11	.182	6	6	1.000	6	12	18	1.5	10	0	1	6	1	2	18	1.5
Totals	21-0	186	8.9	7	32	.219	3	16	.188	6	6	1.000	7	21	28	1.3	17	0	6	11	1	4	23	1.1



#10 - DUANE NOTICE

SOPHOMORE | GUARD | 6'2" | 212 | 1 LETTER

WOODBIDGE, ONTARIO, CANADA/ST. THOMAS MORE (OAKDALE, CONN.)

NOTICE'S SUPERLATIVES

POINTS

Career: 27, at Marshall (Dec. 1, 2014)
Season: 27, at Marshall (Dec. 1, 2014)

FIELD GOALS

Career: 10, at Marshall (Dec. 1, 2014)
Season: 10, at Marshall (Dec. 1, 2014)

FIELD GOAL ATTEMPTS

Career: 18, twice, last at LSU (Jan. 28, 2015)
Season: 18, twice, last at LSU (Jan. 28, 2015)

3-POINT FIELD GOALS

Career: 5, vs. Clemson (Dec. 20, 2014)
Season: 5, vs. Clemson (Dec. 20, 2014)

3-POINT FIELD GOAL ATTEMPTS

Career: 11, twice, last at Alabama (Feb. 24, 2015)
Season: 11, twice, last at Alabama (Feb. 24, 2015)

FREE THROWS

Career: 7, at Arkansas (Feb. 19, 2014)
Season: 5, 3x, last vs. Iowa State (Jan. 3, 2015)

FREE THROW ATTEMPTS

Career: 10, at Georgia (Jan. 22, 2014)
Season: 9, vs. Iowa State (Jan. 3, 2015)

REBOUNDS

Career: 8, vs. Auburn (March 12, 2014)
Season: 6, vs. Iowa State (Jan. 3, 2015)

ASSISTS

Career: 8, vs. SC State (Jan. 3, 2014)
Season: 5, 6x, last at Tennessee (March 7, 2015)

BLOCKS

Career: 1, 7x, last vs. Miss. State (Feb. 28, 2015)
Season: 1, 3x, last vs. Miss. State (Feb. 28, 2015)

STEALS

Career: 3, 3x, last vs. Texas A&M (Feb. 21, 2015)
Season: 3, 3x, last vs. Texas A&M (Feb. 21, 2015)

MINUTES PLAYED

Career: 40, vs. Texas A&M (Feb. 21, 2015)
Season: 40, vs. Texas A&M (Feb. 21, 2015)

SEASON NOTABLES

- Hit 4-of-6 shots for 12 points in a win over UNC Asheville
- Had a career night at Marshall, scoring 27 points on 10-of-18 shooting
- Notched his second-straight 20-point game in a win over Oklahoma State, scoring 20 on 7-of-13 shooting with four rebounds
- Scored 14 of his game-high 19 points in the second half, connecting on a career-high five 3-pointers in a win over Clemson
- Reached double figures in scoring for the seventh straight game after scoring 13 points in just 19 minutes against North Carolina A&T
- Matched his career high with 37 minutes played against Iowa State, scoring 15 points with six rebounds, four assists and three steals
- Led the team in scoring with 16 points in 32 minutes at Auburn
- Played a career-high 38 minutes at Georgia, scoring 17 points with three assists and two steals
- Set a new career high the next game out against Texas A&M, playing all 40 minutes and scoring 13 points with five rebounds
- Hit four 3s against Alabama, scoring 16 points for the game

2014-15

Opponent	Date	GS	Min	FG-FGA	Pct	3FG-FGA	Pct	FT-FTA	Pct	Off	Def	Tot	Avg	PF	FO	A	TO	Blk	Stl	Pts	Avg
North Florida	11/14/14	*	21	2-5	.400	1-1	1.000	3-4	.750	0	4	4	4.0	1	0	5	1	0	1	8	8.0
Baylor	11/18/14	*	15	0-2	.000	0-0	.000	0-0	.000	0	0	0	2.0	3	0	0	1	0	1	0	4.0
vs. Cornell	11/20/14	*	23	1-4	.250	0-1	.000	4-5	.800	0	1	1	1.7	1	0	4	1	0	0	6	4.7
vs. Charlotte	11/21/14	*	35	3-10	.300	1-4	.250	2-2	1.000	1	2	3	2.0	1	0	5	1	0	1	9	5.8
vs. Akron	11/23/14	*	36	5-9	.556	1-3	.333	1-1	1.000	0	2	2	2.0	1	0	4	2	0	1	12	7.0
UNC Asheville	11/26/14	*	25	4-6	.667	2-4	.500	2-4	.500	0	1	1	1.8	2	0	1	3	1	2	12	7.8
at Marshall	12/1/14	*	36	10-18	.556	2-8	.250	5-5	1.000	1	4	5	2.3	3	0	4	1	0	2	27	10.6
Oklahoma State	12/6/14	*	32	7-13	.538	3-6	.500	3-3	1.000	0	4	4	2.5	2	0	2	2	0	1	20	11.8
Clemson	12/19/14	*	31	7-15	.467	5-9	.556	0-0	.000	1	3	4	2.7	1	0	1	3	1	1	19	12.6
Coker	12/21/14	*	30	6-12	.500	2-4	.500	5-6	.833	1	4	5	2.9	4	0	3	1	0	3	19	13.2
NA&T	12/30/14	*	19	3-6	.500	2-3	.667	5-5	1.000	1	0	1	2.7	3	0	2	2	0	1	13	13.2
vs. Iowa State	1/3/15	*	37	5-12	.417	0-4	.000	5-9	.556	2	4	6	3.0	0	0	4	4	0	3	15	13.3
Florida	1/7/15	*	27	1-7	.143	1-3	.333	2-2	1.000	0	2	2	2.9	1	0	2	2	0	0	5	12.7
at Ole Miss	1/10/15	*	29	3-10	.300	1-7	.143	2-2	1.000	0	2	2	2.9	4	0	5	1	0	0	9	12.4
Alabama	1/13/15	*	18	3-11	.273	1-4	.250	1-1	1.000	1	1	2	2.8	3	0	1	1	0	0	8	12.1
at Auburn	1/17/15	*	29	6-14	.429	2-6	.333	2-5	.400	1	1	2	2.8	2	0	2	0	0	0	16	12.4
Tennessee	1/20/15	*	19	2-8	.250	1-5	.200	0-0	.000	0	1	1	2.6	0	0	3	2	0	0	5	11.9
Kentucky	1/24/15	*	19	0-5	.000	0-0	.000	2-2	1.000	1	1	2	2.6	2	0	0	1	0	0	2	11.4
at LSU	1/28/15	*	36	5-18	.278	2-7	.286	0-1	.000	1	0	1	2.5	0	0	3	3	0	2	12	11.4
Georgia	1/31/15	*	28	4-10	.400	2-4	.500	1-1	1.000	0	5	5	2.6	3	0	3	1	0	0	11	11.4
at Arkansas	2/3/15	*	32	2-10	.200	0-5	.000	1-4	.250	1	4	5	2.8	1	0	3	4	0	0	5	11.1
at Vanderbilt	2/7/15	*	23	4-6	.667	2-3	.667	0-0	.000	0	1	1	2.7	4	0	0	1	0	0	10	11.0
Missouri	2/10/15	*	34	3-14	.214	3-11	.273	0-0	.000	2	3	5	2.8	1	0	1	3	1	0	9	11.0
at Kentucky	2/14/15	*	35	2-12	.167	0-5	.000	2-2	1.000	0	0	0	2.7	2	0	2	0	0	0	6	10.8
at Georgia	2/17/15	*	38	5-13	.385	3-5	.600	4-4	1.000	1	2	3	2.7	3	0	3	3	0	2	17	11.0
Texas A&M	2/21/15	*	40	4-13	.308	2-7	.286	3-4	.750	0	2	2	2.6	2	0	5	0	0	3	13	11.1
at Alabama	2/24/15	*	34	6-14	.429	4-11	.364	0-0	.000	1	4	5	2.7	2	0	3	3	0	1	16	11.3
Mississippi State	2/28/15	*	36	4-11	.364	4-9	.444	1-2	.500	0	3	3	2.8	3	0	5	2	1	1	13	11.3
Arkansas	3/5/15	*	34	4-8	.500	3-6	.500	3-3	1.000	2	1	3	2.8	0	0	2	1	0	1	14	11.4
at Tennessee	3/7/15	*	37	4-7	.571	2-4	.500	2-2	1.000	1	2	3	2.8	2	0	5	2	0	1	14	11.4
vs. Missouri	3/11/15	*	32	3-8	.375	2-4	.500	1-1	1.000	0	1	1	2.7	1	0	5	2	0	0	9	11.4

STATS PER 40 MINUTES	FGM	FTM	REBS	FOULS	ASSISTS	BLOCKS	STEALS	POINTS
	5.1	2.7	3.7	2.5	3.8	0.2	1.2	15.3

SEC TOURNAMENT CAREER AVERAGES	GP-GS	FG-FGA	PCT	PTS/AVG	REBS/AVG	AST/AVG	BLK/AVG	STLS/AVG
	4-1	15-44	.341	51/12.08	14/3.5	16/4.0	1/0.3	2/0.5

CAREER STATISTICS

Season	GP-GS	Min	Avg	FG	FGA	Pct	3FG	3FGA	Pct	FT	FTA	Pct	Off	Def	Tot	Avg	PF	FO	Ast	TO	Blk	Stl	Pts	Avg
2013-14	34-22	856	25.2	90	237	.380	21	58	.362	78	116	.672	35	64	99	2.9	72	2	99	89	4	20	279	8.2
2014-15	31-31	920	29.7	118	311	.379	54	153	.353	62	81	.765	19	65	84	2.7	58	0	88	54	4	28	352	11.4
Totals	65-53	1776	27.3	208	548	.380	75	211	.355	140	196	.711	54	129	183	2.8	130	2	187	143	8	48	631	9.7

CAREER SEC STATISTICS

Season	GP-GS	Min	Avg	FG	FGA	Pct	3FG	3FGA	Pct	FT	FTA	Pct	Off	Def	Tot	Avg	PF	FO	Ast	TO	Blk	Stl	Pts	Avg
2014	18-14	516	28.7	48	133	.361	8	30	.267	46	71	.648	19	34	53	2.9	41	1	50	58	1	11	150	8.3
2015	17-17	511	30.1	58	184	.315	31	98	.316	24	33	.727	11	33	44	2.6	33	0	43	28	2	10	171	10.1
Totals	35-31	1027	29.3	106	317	.334	39	128	.305	70	104	.673	30	67	97	2.8	74	1	93	86	3	21	321	9.2



#15 - REGGIE THEUS JR.

SOPHOMORE | FORWARD | 6'6" | 221 | 1 LETTER

LOS ANGELES, CALIF./FAIRFAX

SEASON NOTABLES

- Scored two points in exhib. win vs. Benedict
- Played four minutes in the season opener against North Florida, picking up one steal
- Scored his first points of the season on a dunk against UNC Asheville
- Saw his first minutes of conference action on the road at Arkansas

THEUS JR.'S SUPERLATIVES

POINTS

Career: 3, vs. Marshall (Dec. 30, 2013)

Season: 2, twice, last vs. N. Carolina A&T (Dec. 30, 2014)

FIELD GOALS

Career: 1, 4x, last vs. North Carolina A&T (Dec. 30, 2014)

Season: 1, twice, last vs. N. Carolina A&T (Dec. 30, 2014)

FIELD GOAL ATTEMPTS

Career: 2, 3x, last vs. Coker (Dec. 21, 2014)

Season: 2, vs. Coker (Dec. 21, 2014)

3-POINT FIELD GOALS

Career:

Season:

3-POINT FIELD GOAL ATTEMPTS

Career: 1, twice, last vs. Miss. State (Feb. 28, 2015)

Season: 1, twice, last vs. Miss. State (Feb. 28, 2015)

FREE THROWS

Career: 1, 3x, vs. Florida (March 4, 2014)

Season:

FREE THROW ATTEMPTS

Career: 4, vs. Marshall (Dec. 30, 2013)

Season:

REBOUNDS

Career: 3, vs. Marshall (Dec. 30, 2013)

Season: 1, twice, last at Arkansas (Feb. 3, 2015)

ASSISTS

Career: 1, twice, last at Georgia (Jan. 22, 2014)

Season:

BLOCKS

Career:

Season:

STEALS

Career: 1, 4x, last vs. UNC Asheville (Nov. 26, 2014)

Season: 1, 3x, last vs. UNC Asheville (Nov. 26, 2014)

MINUTES PLAYED

Career: 13, at Georgia (Jan. 22, 2014)

Season: 4, 5x, last vs. N Carolina A&T (Dec. 30, 2014)

2014-15

Opponent	Date	GS	Min	FG-FGA	Pct	3FG-FGA	Pct	FT-FTA	Pct	Off	Def	Tot	Avg	PF	FO	A	TO	Blk	Sd	Pts	Avg
North Florida	11/14/14		4	0-0	.000	0-0	.000	0-0	.000	0	0	0	0.0	1	0	0	0	0	0	0	0.0
Baylor	11/18/14									DNP - Coach's Decision											
vs. Cornell	11/20/14		4	0-0	.000	0-0	.000	0-0	.000	0	0	0	0.0	0	0	0	0	0	1	0	0.0
vs. Charlotte	11/21/14		0+	0-0	.000	0-0	.000	0-0	.000	0	0	0	0.0	0	0	0	0	0	0	0	0.0
vs. Akron	11/23/14		1	1-1	1.000	0-0	.000	0-0	.000	0	0	0	0.0	0	0	0	1	0	0	2	0.5
UNC Asheville	11/26/14									DNP - Coach's Decision											
at Marshall	12/1/14		1	0-0	.000	0-0	.000	0-0	.000	0	0	0	0-0	0	0	0	0	0	0	0	0.4
Oklahoma State	12/6/14		2	0-0	.000	0-0	.000	0-0	.000	0	0	0	0.0	1	0	0	0	0	0	0	0.3
Clemson	12/19/14		2	0-0	.000	0-0	.000	0-0	.000	0	0	0	0.0	0	0	0	0	0	0	0	0.3
Coker	12/21/14		4	0-2	.000	0-1	.000	0-0	.000	0	0	0	0.0	0	0	0	0	0	0	0	0.3
NA&T	12/30/14		4	1-1	1.000	0-0	.000	0-0	.000	0	1	1	0.1	0	0	0	0	0	0	2	0.4
vs. Iowa State	1/3/15									DNP - Coach's Decision											
Florida	1/7/15									DNP - Coach's Decision											
at Ole Miss	1/10/15									DNP - Coach's Decision											
Alabama	1/13/15									DNP - Coach's Decision											
at Auburn	1/17/15									DNP - Coach's Decision											
Tennessee	1/20/15									DNP - Coach's Decision											
Kentucky	1/24/15									DNP - Coach's Decision											
at LSU	1/28/15									DNP - Coach's Decision											
Georgia	1/31/15									DNP - Coach's Decision											
at Arkansas	2/3/15		2	0-0	.000	0-0	.000	0-0	.000	1	0	1	0.2	0	0	0	0	0	0	0	0.4
at Vanderbilt	2/7/15									DNP - Coach's Decision											
Missouri	2/10/15									DNP - Coach's Decision											
at Kentucky	2/14/15		1	0-0	.000	0-0	.000	0-0	.000	0	0	0	0.2	0	0	0	0	0	0	0	0.4
at Georgia	2/17/15									DNP - Coach's Decision											
Texas A&M	2/21/15									DNP - Coach's Decision											
at Alabama	2/24/15									DNP - Coach's Decision											
Mississippi State	2/28/15		3	0-1	.000	0-1	.000	0-0	.000	0	0	0	0.2	0	0	0	0	0	0	0	0.3
Arkansas	3/5/15									DNP - Coach's Decision											
at Tennessee	3/7/15		3	0-0	.000	0-0	.000	0-0	.000	0	0	0	0.2	0	0	0	0	0	0	0	0.3
vs. Missouri	3/11/15									DNP - Concussion											

PER 40 MINUTES	FGM	FTM	REBS	FOULS	ASSISTS	BLOCKS	STEALS	POINTS
	2.6	0.0	2.6	1.3	0.0	0.0	3.9	5.2

CAREER STATISTICS

Season	GP-GS	Min	Avg	FG	FGA	Pct	3FG	3FGA	Pct	FT	FTA	Pct	Off	Def	Tot	Avg	PF	FO	Ast	TO	Blk	Stl	Pts	Avg
2013-14	11-0	39	3.5	2	7	.286	0	0	.000	3	10	.300	3	3	6	0.5	5	0	2	1	0	1	7	0.6
2014-15	13-0	31	2.4	2	5	.500	0	2	.000	0	0	.000	1	1	2	0.2	1	0	0	2	0	3	4	0.3
Totals	24-0	70	2.9	4	12	.333	0	2	.000	3	10	.300	4	4	8	0.3	6	0	2	3	0	4	11	0.5

CAREER SEC STATISTICS

Season	GP-GS	Min	Avg	FG	FGA	Pct	3FG	3FGA	Pct	FT	FTA	Pct	Off	Def	Tot	Avg	PF	FO	Ast	TO	Blk	Stl	Pts	Avg
2014	5-0	22	4.4	0	1	.000	0	0	.000	2	6	.333	0	1	1	0.2	5	0	1	0	0	0	2	0.4
2015	4-0	9	2.3	0	1	.000	0	1	.000	0	0	.000	1	0	1	0.3	0	0	0	0	0	0	0	0.0
Totals	9-0	31	3.4	0	2	.000	0	1	.000	2	6	.333	1	1	2	0.2	5	0	1	0	0	0	2	0.2



#0 - SINDARIUS THORNWELL

SOPHOMORE | GUARD | 6'5" | 215 | 1 LETTER

LANCASTER, S.C./OAK HILL ACADEMY (WILSON, VA.)

THORNWELL'S SUPERLATIVES

POINTS

Career: 26, at Georgia (Jan. 22, 2014)
Season: 20, twice, last at Kentucky (Feb. 14, 2015)

FIELD GOALS

Career: 9, 2x, last at Mississippi State (March 8, 2014)
Season: 8, vs. Charlotte (Nov. 21, 2014)

FIELD GOAL ATTEMPTS

Career: 24, vs. Charlotte (Nov. 21, 2014)
Season: 24, vs. Charlotte (Nov. 21, 2014)

3-POINT FIELD GOALS

Career: 4, twice, last vs. Missouri (March 11, 2015)
Season: 4, vs. Missouri (March 11, 2015)

3-POINT FIELD GOAL ATTEMPTS

Career: 10, twice, last vs. Charlotte (Nov. 21, 2014)
Season: 10, vs. Charlotte (Nov. 21, 2014)

FREE THROWS

Career: 10, twice, last vs. Georgia (Feb. 22, 2014)
Season: 9, at Kentucky (Feb. 14, 2015)

FREE THROW ATTEMPTS

Career: 13, vs. Manhattan (Dec. 17, 2013)
Season: 11, at Kentucky (Feb. 14, 2015)

REBOUNDS

Career: 11, 2x, last at Miss. State (March 8, 2014)
Season: 10, at Marshall (Dec. 1, 2014)

ASSISTS

Career: 9, vs. Auburn (Feb. 5, 2014)
Season: 6, twice, last vs. Missouri (March 11, 2015)

BLOCKS

Career: 2, 6x, last vs. North Carolina A&T (Dec. 30, 2014)
Season: 2, twice, last vs. North Carolina A&T (Dec. 30, 2014)

STEALS

Career: 6, vs. UNC Asheville (Nov. 26, 2014)
Season: 6, vs. UNC Asheville (Nov. 26, 2014)

MINUTES PLAYED

Career: 40, vs. Georgia (Feb. 22, 2014)
Season: 38, vs. Missouri (Feb. 10, 2015)

SEASON NOTABLES

- Passed out four assists to go with 16 points and two steals against Baylor
- Led the team with 14 points against Cornell, scoring 10 of the team's first 12 points in the game
- Passed 500 career points, leading all scorers with 20 in a loss to Charlotte, his eighth career 20-point game
- Picked a career-high six steals in a win over UNC Asheville
- Collected a team-high 10 rebounds in a win at Marshall, wrapping up his third career double-double
- Scored 13 points to go with nine rebounds against Oklahoma State
- Stacked the box score with 11 points, five rebounds, four assists, two steals and two blocks against North Carolina A&T
- Helped seal the upset win over No. 9 Iowa State, scoring six points in the final two minutes and forcing a turnover in the waning seconds and just a three point lead
- Led the team with 17 points against Tennessee, playing a season-high 37 minutes
- Scored 14 points with seven rebounds in 37 minutes against top-ranked Kentucky
- Hit all six free throws at LSU, scoring 11 points with nine rebounds and four assists
- Played a season-high 38 minutes against Missouri, scoring 14 points with five rebounds and six assists
- Hit the 20-point mark at Kentucky, adding a season high in free throws made with nine.
- Led team with 18 points in SEC Tourney win vs. Missouri, matching career high with four 3s.

2014-15

Opponent	Date	GS	Min	FG-FGA	Pct	3FG-FGA	Pct	FT-FTA	Pct	Off	Def	Tot	Avg	PF	FO	A	TO	Blk	Stl	Pts	Avg
North Florida	11/14/14	*	20	3-7	.429	0-1	.000	0-0	.000	3	1	4	4.0	0	0	2	1	1	1	6	6.0
Baylor	11/18/14	*	32	5-12	.412	1-6	.167	5-7	.714	0	3	3	3.5	5	1	4	2	0	2	16	11.0
vs. Cornell	11/20/14	*	23	5-11	.455	3-8	.375	1-2	.500	2	2	4	3.7	1	0	0	0	0	1	14	12.0
vs. Charlotte	11/21/14	*	34	8-24	.333	1-10	.100	3-4	.750	1	7	8	4.8	3	0	1	7	1	2	20	14.0
vs. Akron	11/23/14	*	35	4-12	.333	1-4	.250	4-4	1.000	5	3	8	5.4	3	0	1	4	1	3	13	13.8
UNC Asheville	11/26/14	*	32	5-13	.385	1-5	.200	1-2	.500	1	1	2	4.8	2	0	4	2	0	6	12	13.5
at Marshall	12/1/14	*	27	4-12	.333	0-4	.000	2-6	.333	3	7	10	5.6	4	0	3	1	2	3	10	13.0
Oklahoma State	12/6/14	*	27	3-9	.333	0-1	.000	7-9	.778	2	7	9	6.0	3	0	0	0	0	0	13	13.0
Clemson	12/19/14	*	26	1-5	.200	1-4	.250	3-4	.750	0	7	7	6.1	2	0	2	0	0	0	6	12.2
Coker	12/21/14	*	20	2-6	.333	0-1	.000	0-0	.000	1	2	3	5.8	1	0	1	1	1	1	4	11.4
NA&T	12/30/14	*	26	3-6	.500	1-1	1.000	4-4	1.000	2	3	5	5.7	3	0	4	2	2	2	11	11.4
vs. Iowa State	1/3/15	*	27	4-8	.500	1-2	.500	4-8	.500	1	7	8	5.9	3	0	0	3	0	1	13	11.5
Florida	1/7/15	*	18	1-4	.250	1-2	.500	2-2	1.000	0	0	0	5.5	5	1	2	1	0	0	5	11.0
at Ole Miss	1/10/15	*	35	3-11	.272	1-5	.200	2-4	.500	2	4	6	5.5	1	0	4	4	1	2	9	10.9
Alabama	1/13/15	*	29	1-8	.125	1-4	.250	3-4	.750	0	2	2	5.3	4	0	1	1	0	0	6	10.5
at Auburn	1/17/15	*	28	4-8	.500	1-4	.250	4-6	.667	1	3	4	5.2	5	1	1	4	0	0	13	10.7
Tennessee	1/20/15	*	37	4-14	.286	1-4	.250	8-9	.889	5	2	7	5.3	2	0	0	4	0	1	17	11.1
Kentucky	1/24/15	*	37	3-11	.273	2-4	.500	6-8	.750	1	6	7	5.4	3	0	2	3	0	0	14	11.2
at LSU	1/28/15	*	36	2-11	.182	1-3	.333	6-6	1.000	5	4	9	5.6	1	0	4	1	0	1	11	11.2
Georgia	1/31/15	*	35	4-9	.444	1-4	.250	1-2	.500	1	4	5	5.6	2	0	4	1	0	3	10	11.2
at Arkansas	2/3/15	*	35	4-9	.444	3-4	.750	5-5	1.000	3	0	3	5.4	3	0	0	3	0	2	16	11.4
at Vanderbilt	2/7/15	*	31	3-7	.429	1-5	.200	5-6	.833	0	0	0	5.2	4	0	2	2	0	0	12	11.4
Missouri	2/10/15	*	38	6-12	.500	2-6	.333	0-1	.000	0	5	5	5.2	0	0	6	1	1	2	14	11.5
at Kentucky	2/14/15	*	34	5-17	.294	1-4	.250	9-11	.818	1	4	5	5.2	4	0	0	4	0	2	20	11.9
at Georgia	2/17/15	*	31	1-9	.111	0-4	.000	2-2	1.000	2	5	7	5.2	4	0	4	3	0	0	4	11.6
Texas A&M	2/21/15	*	22	3-8	.375	3-6	.500	0-0	.000	0	2	2	5.1	2	0	0	1	1	0	9	11.5
at Alabama	2/24/15	*	37	2-14	.143	0-8	.000	0-2	.000	1	2	3	5.0	2	0	2	1	0	1	4	11.2
Mississippi State	2/28/15	*	33	2-8	.250	2-5	.400	1-3	.333	0	4	4	5.0	3	0	3	3	0	2	7	11.0
Arkansas	3/5/15	*	36	4-10	.400	0-2	.000	2-3	.667	1	2	3	4.9	1	0	2	4	0	1	10	11.0
at Tennessee	3/7/15	*	34	3-10	.300	2-9	.222	2-2	1.000	1	3	4	4.9	1	0	2	3	0	2	10	11.0
vs. Missouri	3/11/15	*	36	5-9	.556	4-7	.571	4-6	.667	0	2	2	4.8	0	0	6	2	0	0	18	11.2

STATS	FGM	FTM	REBS	FOULS	ASSISTS	BLOCKS	STEALS	POINTS
PER 40 MINUTES	4.5	4.1	6.5	3.3	2.8	0.5	1.7	14.7

SEC TOURNAMENT	GP-GS	F8-FGA	PCT.	PTS/AVG	REBS/AVG	AST/AVG	BLK/AVG	STLS/AVG
CAREER AVERAGES	4-4	16-33	.485	52/13.0	10/2.5	13/3.2	2/0.5	7/1.8

CAREER STATISTICS

Season	GP-GS	Min	Avg	FG	FGA	Pct	3FG	3FGA	Pct	FT	FTA	Pct	Off	Def	Tot	Avg	PF	FO	Ast	TO	Blk	Stl	Pts	Avg
2013-14	34-34	1007	29.6	143	370	.386	37	100	.370	131	178	.736	48	91	139	4.1	100	2	101	106	21	40	454	13.4
2014-15	31-31	943	30.4	107	314	.341	37	137	.270	96	132	.727	45	104	149	4.8	77	3	67	69	11	41	347	11.2
Totals	65-65	1950	30.0	250	684	.365	74	237	.312	227	310	.732	93	195	288	4.4	177	5	168	175	32	81	801	12.3

CAREER SEC STATISTICS

Season	GP-GS	Min	Avg	FG	FGA	Pct	3FG	3FGA	Pct	FT	FTA	Pct	Off	Def	Tot	Avg	PF	FO	Ast	TO	Blk	Stl	Pts	Avg
2014	18-18	597	33.2	90	229	.393	21	60	.350	79	105	.752	29	56	85	4.7	55	2	72	75	13	21	280	15.6
2015	18-18	578	32.1	55	180	.306	23	83	.277	58	76	.763	24	52	76	4.2	47	2	39	44	3	19	191	10.6
Totals	36-36	1175	32.6	145	409	.355	44	143	.308	137	181	.757	53	108	161	4.5	102	4	111	119	16	40	471	13.1



#12 - SHAMIEK SHEPPARD

FRESHMAN | GUARD | 6'6" | 215 | HS

BROOKLYN, N.Y./SOUTH SHORE/FISHBURNE MILITARY SCHOOL (WAYNESBORO CITY, VA.)

SEASON NOTABLES

- Returned from knee surgery to play against North Carolina A&T, playing five minutes and hitting a three with two rebounds
- Saw his first action in conference games against Tennessee, playing three minutes
- Played a season-high 14 minutes on the road at LSU

SHEPPARD'S SUPERLATIVES

POINTS

3, vs. North Carolina A&T (Dec. 30, 2014)

FIELD GOALS

1, 5x, last vs. Missouri (Feb. 10, 2015)

FIELD GOAL ATTEMPTS

5, at LSU (Jan. 28, 2015)

3-POINT FIELD GOALS

1, vs. North Carolina A&T (Dec. 30, 2014)

3-POINT FIELD GOAL ATTEMPTS

2, at LSU (Jan. 28, 2015)

FREE THROWS

FREE THROW ATTEMPTS

2, at LSU (Jan. 28, 2015)

REBOUNDS

3, vs. Missouri (Feb. 10, 2015)

ASSISTS

1, vs. Missouri (Feb. 10, 2015)

BLOCKS

1, 4x, last vs. Missouri (Feb. 10, 2015)

STEALS

2, vs. Missouri (Feb. 10, 2015)

MINUTES PLAYED

14, at LSU (Jan. 28, 2015)

2014-15

Opponent	Date	GS	Min	FG-FGA	Pct	3FG-FGA	Pct	FFFTA	Pct	Off	Def	Tot	Avg	PF	FO	A	TO	Blk	Stl	Pts	Avg	
North Florida	11/14/14									DNP - Knee Injury												
Baylor	11/18/14									DNP - Knee Injury												
vs. Cornell	11/20/14									DNP - Knee Injury												
vs. Charlotte	11/21/14									DNP - Knee Injury												
vs. Akron	11/23/14									DNP - Knee Injury												
UNC Asheville	11/26/14									DNP - Knee Injury												
at Marshall	12/1/14									DNP - Knee Injury												
Oklahoma State	12/6/14									DNP - Knee Injury												
Clemson	12/19/14									DNP - Knee Injury												
Coker	12/21/14									DNP - Knee Injury												
NA&T	12/30/14		5	1-2	.500	1-1	1.000	0-0	.000	1	1	2	2.0	0	0	0	1	0	0	3	3.0	
vs. Iowa State	1/3/15		11	1-4	.250	0-0	.000	0-0	.000	1	1	2	2.0	2	0	0	0	1	1	2	2.5	
Florida	1/7/15									DNP - Coach's Decision												
at Ole Miss	1/10/15									DNP - Coach's Decision												
Alabama	1/13/15									DNP - Coach's Decision												
at Auburn	1/17/15									DNP - Coach's Decision												
Tennessee	1/20/15		3	0-2	.000	0-0	.000	0-0	.000	0	0	0	1.3	1	0	0	0	1	0	0	1.7	
Kentucky	1/24/15									DNP - Coach's Decision												
at LSU	1/28/15		14	1-5	.250	0-0	.000	0-2	.000	2	0	2	1.5	1	0	0	1	1	1	2	1.8	
Georgia	1/31/15		5	1-1	1.000	0-0	.000	0-0	.000	0	0	0	1.2	1	0	0	0	0	1	2	1.8	
at Arkansas	2/3/15									DNP - Knee Injury												
at Vanderbilt	2/7/15									DNP - Knee Injury												
Missouri	2/10/15		7	1-3	.333	0-0	.000	0-0	.000	2	1	3	1.5	0	0	1	0	1	2	2	1.8	
at Kentucky	2/14/15		3	0-0	.000	0-0	.000	0-0	.000	0	0	0	1.3	1	0	0	0	0	0	0	1.6	
at Georgia	2/17/15									DNP - Suspended												
Texas A&M	2/21/15									DNP - Suspended												
at Alabama	2/24/15									DNP - Suspended												
Mississippi State	2/28/15									DNP - Suspended												
Arkansas	3/5/15									DNP - Suspended												
at Tennessee	3/7/15									DNP - Suspended												
vs. Missouri	3/11/15									DNP - Suspended												

PER 40 MINUTES	FGM	FTM	REBS	FOULS	ASSISTS	BLOCKS	STEALS	POINTS
	4.2	0.0	7.5	5.0	0.8	3.3	4.2	9.2

CAREER STATISTICS

Season	GP-GS	Min	Avg	FG	FGA	Pct	3FG	3FGA	Pct	FT	FTA	Pct	Off	Def	Tot	Avg	PF	FO	Ast	TO	Blk	Stl	Pts	Avg
2014-15	7-0	48	6.9	5	18	.278	1	11	1.000	0	2	.000	6	3	9	1.5	6	0	1	2	4	5	11	1.6

CAREER SEC STATISTICS

Season	GP-GS	Min	Avg	FG	FGA	Pct	3FG	3FGA	Pct	FT	FTA	Pct	Off	Def	Tot	Avg	PF	FO	Ast	TO	Blk	Stl	Pts	Avg
2015	5-0	32	6.4	3	12	.250	0	0	.000	0	2	.000	4	1	5	1.0	4	0	1	1	3	4	6	1.2



#1 MARCUS STROMAN

FRESHMAN | GUARD | 6'2" | 183 | HS

COLUMBIA, S.C./KEENAN

SEASON NOTABLES

- Scored five points in exhibition win vs. Benedict, adding three assists
- Commanded the offense in his first regular season game, scoring six points with six assists and two steals in 25 minutes, all while committing zero turnovers.
- Led the bench scoring with 10 points, adding five rebounds and three assists against Baylor
- Picked up three steals and scored six points with three assists against Cornell
- Stacked the box score with nine points, six rebounds and four assists against Akron
- Scored seven points with six assists and four rebounds in a win over UNC Asheville
- Passed out five assists with four points and a season-high eight rebounds against Oklahoma State
- Set a new career high with eight assist versus just one turnover against Coker
- Played 28 minutes at Arkansas, totaling 10 points, six assists and four rebounds

STROMAN'S SUPERLATIVES

POINTS

10, twice, last at Arkansas (Feb. 3, 2015)

FIELD GOALS

4, vs. Akron (Nov. 23, 2014)

FIELD GOAL ATTEMPTS

9, at Arkansas (Feb. 3, 2015)

3-POINT FIELD GOALS

1, vs. Baylor (Nov. 18, 2014)

3-POINT FIELD GOAL ATTEMPTS

3, twice, last at Arkansas (Feb. 3, 2015)

FREE THROWS

5, vs. Missouri (March 11, 2015)

FREE THROW ATTEMPTS

6, vs. Cornell (Nov. 20, 2014)

REBOUNDS

8, vs. Oklahoma St. (Dec. 6, 2014)

ASSISTS

8, vs. Coker (Dec. 21, 2014)

BLOCKS

1, 3x, last at LSU (Jan. 28, 2015)

STEALS

3, vs. Cornell (Nov. 20, 2014)

MINUTES PLAYED

29, vs. Florida (Jan. 7, 2015)

2014-15

Opponent	Date	GS	Min	FG-FGA	Pct	3FG-FGA	Pct	FT-FTA	Pct	Off	Def	Tot	Avg	PF	FO	A	TO	Blk	Stl	Pts	Avg
North Florida	11/14/14	25	3-7	.429	0-1	.000	0-0	.000	0	3	3	3.0	1	0	6	0	0	2	6	6.0	
Baylor	11/18/14	27	3-6	.500	1-3	.333	3-4	.750	2	3	5	4.0	1	0	3	1	1	1	10	8.0	
vs. Cornell	11/20/14	25	1-6	.167	0-1	.000	4-6	.667	0	1	1	3.0	1	0	3	2	0	3	6	7.3	
vs. Charlotte	11/21/14	22	1-2	.500	0-0	.000	2-2	1.000	0	3	3	3.0	3	0	4	1	0	1	4	6.5	
vs. Akron	11/23/14	26	4-7	.571	0-0	.000	1-2	.500	2	4	6	3.6	3	0	4	3	0	0	9	7.0	
UNC Asheville	11/26/14	25	2-3	.667	0-0	.000	3-3	1.000	0	4	4	3.7	3	0	6	5	0	1	7	7.0	
at Marshall	12/1/14	25	2-4	.500	0-1	.000	2-4	.500	1	3	4	3.7	1	0	3	5	0	0	6	6.9	
Oklahoma State	12/6/14	25	2-6	.333	0-0	.000	0-1	.000	2	6	8	4.3	2	0	5	2	0	1	4	6.5	
Clemson	12/19/14	19	0-2	.000	0-1	.000	2-6	.333	0	3	3	4.1	1	0	2	2	0	0	2	6.0	
Coker	12/21/14	22	0-2	.000	0-0	.000	0-0	.000	2	2	4	4.1	2	0	8	1	0	0	0	5.4	
NA&T	12/30/14	17	2-3	.667	0-0	.000	1-3	.333	1	4	5	4.2	1	0	7	2	1	0	5	5.4	
vs. Iowa State	1/3/15	9	1-1	1.000	0-0	.000	0-0	.000	1	1	2	4.0	3	0	1	3	0	1	2	5.1	
Florida	1/7/15	29	2-5	.400	0-1	.000	3-5	.600	0	0	0	3.7	3	0	3	4	0	2	7	5.2	
at Ole Miss	1/10/15	11	1-4	.250	0-1	.000	0-0	.000	0	0	0	3.4	3	0	2	1	0	0	2	5.0	
Alabama	1/13/15	20	0-1	.000	0-0	.000	3-4	.750	0	4	4	3.5	3	0	3	1	0	1	3	4.9	
at Auburn	1/17/15	22	1-3	.333	0-0	.000	0-1	.000	1	0	1	3.3	3	0	2	3	0	0	2	4.7	
Tennessee	1/20/15	15	2-4	.500	1-1	1.000	0-0	.000	0	0	0	3.1	1	0	2	0	0	2	5	4.7	
Kentucky	1/24/15	26	1-7	.143	0-1	.000	3-4	.750	1	1	2	3.1	2	0	2	1	1	1	5	4.7	
at LSU	1/28/15	15	1-3	.333	0-1	.000	0-0	.000	1	2	3	3.0	4	0	1	2	1	0	2	4.6	
Georgia	1/31/15	15	2-5	.400	0-1	.000	1-2	.500	0	1	1	3.0	3	0	1	3	0	1	5	4.6	
at Arkansas	2/3/15	28	3-9	.333	0-3	.000	4-5	.800	1	3	4	3.0	3	0	6	4	0	0	10	4.9	
at Vanderbilt	2/7/15	22	1-3	.333	0-0	.000	1-2	.500	0	4	4	3.0	3	0	5	1	0	1	3	4.8	
Missouri	2/10/15																				
at Kentucky	2/14/15																				
at Georgia	2/17/15																				
Texas A&M	2/21/15																				
at Alabama	2/24/15	14	0-2	.000	0-1	.000	0-0	.000	1	0	1	2.9	2	0	2	1	0	1	0	4.6	
Mississippi State	2/28/15																				
Arkansas	3/5/15	20	2-3	.667	0-0	.000	1-2	.500	0	2	2	2.9	1	0	2	2	0	1	5	4.6	
at Tennessee	3/7/15	16	0-0	.000	0-0	.000	0-0	.000	0	0	0	2.8	0	0	3	1	0	0	0	4.4	
vs. Missouri	3/11/15	16	0-2	.000	0-0	.000	5-5	1.000	0	2	2	2.8	3	0	1	2	0	0	5	4.4	

PER 40 MINUTES	FGM	FTM	REBS	FOULS	ASSISTS	BLOCKS	STEALS	POINTS
	2.8	2.9	5.4	4.2	6.5	0.3	1.5	8.6

CAREER STATISTICS

Season	GP-GS	Min	Avg	FG	FGA	Pct	3FG	3FGA	Pct	FT	FTA	Pct	Off	Def	Tot	Avg	PF	FO	Ast	TO	Blk	Stl	Pts	Avg
2014-15	26-0	536	20.6	37	101	.370	2	18	.111	39	61	.639	16	56	72	2.8	56	0	87	53	4	20	115	4.4

CAREER SEC STATISTICS

Season	GP-GS	Min	Avg	FG	FGA	Pct	3FG	3FGA	Pct	FT	FTA	Pct	Off	Def	Tot	Avg	PF	FO	Ast	TO	Blk	Stl	Pts	Avg
2015	13-0	253	19.5	16	49	.327	1	11	.091	16	25	.640	5	17	22	1.7	31	0	34	24	2	10	49	3.8

THE LAST TIME IN SOUTH CAROLINA BASKETBALL ...

AN INDIVIDUAL ...

Scored 20 or more points:	South Carolina: Tyrone Johnson (28), vs. Mississippi State, Feb. 28, 2015 in Columbia, S.C. Opponent: Bobby Portis (24), Arkansas, March 5, 2015 in Columbia, S.C.
Scored 30 or more points:	South Carolina: Brenton Williams (32) at Missouri, Jan. 25, 2014 in Columbia, Mo. Opponent: Andrew Rowsey (30), UNC Asheville, Nov. 26, 2014 in Columbia, S.C.
Scored 35 or more points:	South Carolina: Brenton Williams (38) vs. Miss. State, March 6, 2013 in Columbia, S.C. Opponent: Michael Frazier II (37), Florida, March 4, 2014 in Columbia, S.C.
Scored 40 or more points:	South Carolina: N/A thru 1992-93 season Opponent: Austin Carr (43), Notre Dame, Dec. 30, 1969 in New Orleans, La.
Collected 20 or more rebounds:	South Carolina: Emmett Hall (23), vs. College of Charleston, Dec. 22, 1993 in Columbia, S.C. Opponent: Ekpe Udoh (20), Baylor, Jan. 2, 2010 in Columbia, S.C.
Collected 15 or more rebounds:	South Carolina: Lakeem Jackson (15), vs. UALR, Nov. 25, 2012 in Puerto Vallarta, Mexico Opponent: Trey James (15), Coker, Dec. 21, 2014 in Columbia, S.C.
Made 12 or more field goals:	South Carolina: Devan Downey (12) vs. Georgia, Jan. 30, 2010 in Columbia, S.C. Opponent: Michael Frazier II (12), Florida, March 4, 2014 in Columbia, S.C.
Made 10 or more field goals:	South Carolina: Duane Notice (10), at Marshall Dec. 1, 2014 in Huntington, W.Va. Opponent: Craig Sword (10), Mississippi State, Feb. 28, 2015 in Columbia, S.C.
Attempted 20 or more field goals:	South Carolina: Sindarius Thornwell (24), vs. Charlotte Nov. 21, 2014 in Charleston, S.C. Opponent: Michael Frazier II (21), Florida, March 4, 2014 in Columbia, S.C.
Attempted 25 or more field goals:	South Carolina: Devan Downey, 25, at Kentucky, Feb. 25, 2010 in Lexington, Ky. Opponent: Kemmy Burgess (Alaska-Anchorage), 26, Nov. 24, 2005 in Anchorage, Alaska
Dished 10 or more assists:	South Carolina: Devan Downey, 11, vs. LSU, March 13, 2008 in Atlanta, Ga. Opponent: 11, Dee Bost, Mississippi State, Feb. 29, 2012 in Columbia, S.C.
Swiped 5 or more steals:	South Carolina: Sindarius Thornwell, 6 vs. UNC Asheville, Nov. 26, 2014 in Columbia, S.C. Opponent: 5, Allen Payne, Auburn, Feb. 26, 2014 in Auburn, Ala.
Blocked 5 or more shots:	South Carolina: Damontre Harris, 5, vs. Georgia, Feb. 15, 2012 in Columbia, S.C. Opponent: Jarell Martin and Jordan Mickey (6), LSU, Jan. 28, 2015 in Baton Rouge, La.
Made 5 or more 3-point field goals:	South Carolina: Duane Notice (5), vs. Clemson Dec. 19, 2014 in Columbia, S.C. Opponent: Anthon Bell (5), Arkansas, March 5, 2015 in Columbia, S.C.
Attempted 8 or more 3-point field goals:	South Carolina: Duane Notice (11), at Alabama, Feb. 24, Tuscaloosa, Ala. Opponent: Josh Richardson (10), Tennessee, March 7, 2015 in Knoxville, Tenn.
Made 10 or more free throws:	South Carolina: Tyrone Johnson (13), vs. Mississippi State, Feb. 28, 2015 in Columbia, S.C. Opponent: J.J. Frazier (11), Georgia, Jan. 31, 2015 in Athens, Ga.
Attempted 15 or more free throws:	South Carolina: Tyrone Johnson (15) vs. Mississippi State, Feb. 28, 2015 in Columbia, S.C. Opponent: Shawn Smith (15), Marshall (Dec. 30, 2013) in Columbia, S.C.
Played all 40 minutes of regulation:	South Carolina: Duane Notice, vs. Texas A&M, Feb. 21, 2015 in Columbia, S.C. Opponent: Frank Sullivan, Auburn, Jan. 12, 2013 in Columbia, S.C.
A player hit a last-second shot (within 3 seconds) to win a game:	South Carolina: Bruce Ellington vs. Alabama, Jan. 25, 2012 in Columbia, S.C. Opponent: Brian Bryant, Mississippi State, Feb. 29, 2012 in Columbia, S.C.
A player had a double-double:	South Carolina: Laimonas Chatkevicius (15 points, 11 rebounds), at Auburn, Jan. 17, 2015 in Auburn, Ala. Opponent: Dakari Johnson (10 points, 13 rebounds), Kentucky, Feb. 14, 2015 in Lexington, Ky.
Two or more players had a double-double:	S. Carolina: Michael Carrera (23 points, 10 rebounds) and Lakeem Jackson (11 points, 11 rebounds) at LSU, Jan. 16, 2013 in Baton Rouge, La. Opponent: Alex Oriakhi (18 points, 11 rebounds), Earnest Ross (21 points, 10 rebounds) Missouri, Jan. 22, 2013 in Columbia, Mo.
A player had a triple-double:	South Carolina: Sam Muldrow (16 points, 14 rebounds, 10 blocks) vs. Vanderbilt, Jan. 8, 2011 in Columbia, S.C. *** Only second triple-double in South Carolina history (Chuck Eidson (25 points, 10 rebounds, 10 assists) vs. SC State, Nov. 29, 2002 in Columbia, S.C. Opponent: Daniel Hackett (Southern California - 22 points, 10 rebounds, 10 assists), Nov. 17, 2007 in Columbia, S.C.
Scored 30 or more points in back-to-back games:	South Carolina: Devan Downey, 30 vs. Kentucky, Jan. 26, 2010 in Columbia, S.C. 33 vs. Georgia, Jan. 30, 2010, in Columbia, S.C.
Scored 25 or more points in back-to-back games:	South Carolina: Devan Downey, 33 vs. Georgia, Jan. 30, 2010, in Columbia, S.C. 26 at Tennessee, Feb. 6, 2010 in Knoxville, Tenn.

A TEAM...

Scored 100 or more points:	South Carolina: 103 vs. The Citadel, Nov. 12, 2007 in Columbia, S.C. Opponent: 107, Vanderbilt, Feb. 17, 1996 in Nashville, Tenn.
Scored 50 points or less:	South Carolina: 46, vs. Florida, March 4, 2014 in Columbia S.C. Opponent: 50, Georgia, Jan. 31, 2015 in Athens, Ga.
Scored 50 points in a half:	South Carolina: 52 (2nd half) vs. UNC Asheville Nov. 26, 2014 in Columbia, S.C. Opponent: 52 (2nd half) vs. Georgia Jan. 22, 2014 in Athens, Ga.
Failed to score 25 points in a half:	South Carolina: 24 (2nd Half), at Tennessee, March 7, 2015 in Knoxville, Tenn. Opponent: 24 (1st half), Missouri, March 11, 2015 in Nashville, Tenn.

Collected 50 or more rebounds:	South Carolina: 50, vs. Longwood, Nov. 9, 2013 in Columbia, S.C. Opponent: 52, WKU, Nov. 27, 2010 in Bowling Green, Ky.
Shot 60% or better from the field:	South Carolina: 60.8% (31-51) at Western Carolina, Nov. 18, 2005 in Cullowhee, N.C. Opponent: 69.6% (32-46) Missouri, Feb. 28, 2013 in Columbia, S.C.
Shot 50% or better from the field:	South Carolina: 51.2% (21-41), at Tennessee, March 7, 2015 in Knoxville, Tenn. Opponent: 50.0% (21-42) Alabama, Feb. 24, Tuscaloosa, Ala.
Shot less than 30% from the field:	South Carolina: 27.1% (16-59), vs. Texas A&M, Feb. 21, 2015 in Columbia, S.C. Opponent: 28.6% (16-56), Marshall, Dec. 1, 2014 in Huntington, W.Va.
Shot 50% or better from 3-point range (at least 10 attempts):	South Carolina: 73.3% (11-15), vs. Auburn, March 12, Atlanta, Ga. Opponent 50.0% (7-14), Missouri, Feb. 10, 2015 in Columbia, S.C.
Shot 20% or less from 3-point range (at least 10 attempts):	South Carolina: 15.0% (3-20), at Kentucky, Feb. 14, 2015 in Lexington, Ky. Opponent: 15.4 % (2-13), Arkansas, Feb. 3, 2015 in Fayetteville, Ark.
Dished 20 or more assists:	South Carolina: 20, vs. North Carolina A&T, Dec. 30, 2014 in Columbia, S.C. Opponent: 21, Georgia, Jan. 22, 2014 in Athens, Ga.
Made 35 or more shots:	South Carolina: 35 vs. Elon, Nov. 19, 2010 in Columbia, S.C. Opponent: 35, vs. Tennessee, March 5, 2009 in Columbia, S.C.
Attempted 80 or more shots:	South Carolina: 83 vs. WKU Nov. 27, 2010 in Bowling Green, Ky. Opponent: 83, LSU, Feb. 10, 1996 in Columbia, S.C.
Attempted 70 or more shots:	South Carolina: 72, vs. Providence, Dec. 1, 2011 in Columbia, S.C. Opponent: 71, Arkansas, Feb. 3, 2015 in Fayetteville, Ark.
Made 10 or more 3-pointers:	South Carolina: 11 vs. Auburn, March 12, 2014 in Atlanta, Ga. Opponent: 10, Texas A&M, Feb. 21, 2015 in Columbia, S.C.
Did not make a 3-pointer:	South Carolina: 0, vs. Milwaukee, Nov. 11, 2012 in Columbia, S.C. Opponent: 0, Miss. State, Jan. 9, 2013 in Starkville, Miss.
Attempted 30 or more 3-pointers:	South Carolina: 31 vs. Alabama, Jan. 25, 2012 in Columbia, S.C. Opponent: 32, North Florida, Nov. 14, 2014 in Columbia, S.C.
Attempted 25 or more 3-pointers:	South Carolina: 26 vs. Texas A&M, Feb. 21, 2015 in Columbia, S.C. Opponent: 25, Tennessee, March 7, 2015 in Knoxville, Tenn.
Made 30 or more free throws:	South Carolina: 30 vs. Arkansas, March 13, 2014 in Atlanta, Ga. Opponent: 33, Kentucky, March 1, 2014 in Columbia, S.C.
Attempted 40 or more free throws:	South Carolina: 41 vs. Arkansas, March 13, 2014 in Atlanta, Ga. Opponent: 42, Kentucky, March 1, 2014 in Columbia, S.C.
Swiped 15 or more steals:	South Carolina: 15 vs. Vanderbilt, Jan. 16, 2010 in Columbia, S.C. Opponent: 17, Florida, March 4, 2014 in Columbia, S.C.
Blocked 12 or more shots:	South Carolina: 12, vs. Vanderbilt, Jan. 8, 2011 in Columbia, S.C. Opponent: 13, LSU, Jan. 28, 2015 in Baton Rouge, La.
Blocked 8 or more shots:	South Carolina: 9, vs. Coker, Dec. 21, 2014 in Columbia, S.C. Opponent: 8, Arkansas, Feb. 3, 2015 in Fayetteville, Ark.
Won by 30 or more points:	South Carolina: 37, vs. North Carolina A&T, Dec. 30, 2014 in Columbia, S.C. Opponent: 34, Kentucky, Feb. 14, 2015 in Lexington, Ky.
Won by 20 or more points:	South Carolina: 37, vs. North Carolina A&T, Dec. 30, 2014 in Columbia, S.C. Opponent: 34, at Kentucky, Feb. 14, 2015 in Lexington, Ky.
Played a single overtime game:	Win: 82-73 at LSU, Jan. 16, 2013 in Baton Rouge, La. Loss: 62-54 at Georgia, Feb. 23, 2013 in Athens, Ga.
Played a double overtime game:	Win: 87-85 vs. WKU, Nov. 27, 2010 in Bowling Green, Ky. Loss: 98-88 vs. Louisville, Feb. 20, 1988 in Columbia, S.C.
South Carolina played a No. 1 Team in the country:	Win: 68-62 vs. Kentucky, Jan. 26, 2010 in Columbia, S.C. Loss: 77-43 loss at Kentucky, Feb. 14, 2015 in Lexington, Ky.
South Carolina played a top-5 opponent:	Win: 68-62 vs. No. 1/1 Kentucky, Jan. 26, 2010 in Columbia, S.C. Loss: 75-36 loss to No. 4/4 Florida, Jan. 30, 2013 in Gainesville, Fla.
South Carolina played a top-10 opponent:	Win: 64-60 vs. No. 9/9 Iowa State, Jan. 3, 2015 in Brooklyn, N.Y. Loss: 58-43 loss vs. Kentucky, Jan. 24, 2015 in Columbia, S.C.
South Carolina played a top-25 opponent:	Win: 64-60 vs. No. 9/9 Iowa State, Jan. 3, 2015 in Brooklyn, N.Y. Loss: 78-74 loss vs. No. 18/18 Arkansas, March 5, 2015 in Columbia, S.C.
South Carolina defeated a ranked opponent:	Home: Win: 72-67 win over No. 17/15 Kentucky, March 1, 2014 in Columbia, S.C. Away: 77-73 at No. 13/19 Vanderbilt, March 6, 2010 in Nashville, Tenn. Neutral: 64-60 vs. No. 9/9 Iowa State, Jan. 3, 2015 in Brooklyn, N.Y. SEC Home: Win: 72-67 win over No. 17/15 Kentucky, March 1, 2014 in Columbia, S.C. SEC Away: 77-73 at No. 13/19 Vanderbilt, March 6, 2010 in Nashville, Tenn. Non-conference away: 85-84 at No. 19/20 Baylor, Jan. 2, 2009 in Waco, Texas
A South Carolina win opened the season:	Home: 81-56, vs. North Florida, Nov. 14, 2014 in Columbia, S.C. Away: 81-63 win at Western Carolina, Nov. 12, 2005 in Cullowhee, N.C. Neutral: 74-61 win vs. Chaminade, Nov. 19, 2001 in Maui, Hawaii (Maui Invite)
South Carolina opened SEC play:	Home: 72-68 loss vs. Florida, Jan. 7, 2015 in Gainesville, Fla. Away: 74-58 loss at No. 10/11 Florida, Jan. 8, 2014 in Gainesville, Fla.



South Carolina Basketball
South Carolina Combined Team Statistics (as of Mar 12, 2015)
All games

RECORD:	OVERALL	HOME	AWAY	NEUTRAL
ALL GAMES	16-15	10-6	3-7	3-2
CONFERENCE	6-12	4-5	2-7	0-0
NON-CONFERENCE	10-3	6-1	1-0	3-2

#	Player	gp-gs	min	avg	Total		3-Point		F-Throw		Rebounds				pf	dq	a	to	blk	stl	pts	avg
					fg-fga	fg%	3fg-fga	3fg%	ft-fa	ft%	off	def	tot	avg								
10	NOTICE, Duane	31-31	920	29.7	118-311	.379	54-153	.353	62-81	.765	19	65	84	2.7	58	0	88	54	4	28	352	11.4
00	THORNWELL, Sindari	31-31	943	30.4	107-314	.341	37-137	.270	96-132	.727	45	104	149	4.8	77	3	67	69	11	41	347	11.2
04	JOHNSON, Tyrone	31-31	929	30.0	96-257	.374	27-91	.297	88-107	.822	15	71	86	2.8	64	0	109	58	9	37	307	9.9
14	CHATKEVICIUS, L.	31-24	695	22.4	112-218	.514	8-25	.320	35-48	.729	48	112	160	5.2	69	2	21	43	43	10	267	8.6
25	KACINAS, Mindaugas	31-0	665	21.5	72-126	.571	9-27	.333	43-59	.729	75	85	160	5.2	77	3	17	33	14	19	196	6.3
24	CARRERA, Michael	28-19	578	20.6	63-148	.426	10-32	.313	55-75	.733	60	98	158	5.6	81	3	12	30	20	9	191	6.8
21	HENRY, Demetrius	21-19	410	19.5	52-102	.510	1-3	.333	22-35	.629	27	49	76	3.6	69	4	6	34	19	7	127	6.0
01	STROMAN, Marcus	26-0	536	20.6	37-100	.370	2-18	.111	39-61	.639	16	56	72	2.8	56	0	87	53	4	20	115	4.4
20	MCKIE, Justin	23-0	266	11.6	23-63	.365	9-34	.265	17-21	.810	9	31	40	1.7	19	0	6	11	3	8	72	3.1
35	STEELE, Brian	21-0	179	8.5	11-47	.234	9-38	.237	4-4	1.000	2	10	12	0.6	20	0	8	5	1	7	35	1.7
12	SHEPPARD, Shamiek	7-0	48	6.9	5-18	.278	1-1	1.000	0-2	.000	6	3	9	1.3	6	0	1	2	4	5	11	1.6
15	THEUS JR., Reggie	13-0	31	2.4	2-5	.400	0-2	.000	0-0	.000	1	1	2	0.2	1	0	0	2	0	3	4	0.3
Team											59	49	108				8					
Total.....		31	6200		698-1709	.408	167-561	.298	461-625	.738	382	734	1116	36.0	597	15	422	402	132	194	2024	65.3
Opponents.....		31	6200		619-1597	.388	184-582	.316	492-692	.711	330	695	1025	33.1	584	-	317	428	125	186	1914	61.7

TEAM STATISTICS	SC	OPP	Date	Opponent	Score	Att.	
SCORING	2024	1914	11/14/14	UNF	w 81-56	10473	
Points per game	65.3	61.7	! 11/18/14	BAYLOR	L 65-69	13291	
Scoring margin	+3.5	-	& 11/20/14	vs Cornell	w 69-45	2517	
FIELD GOALS-ATT	698-1709	619-1597	& 11/21/14	vs Charlotte	L 63-65	2430	
Field goal pct	.408	.388	& 11/23/14	vs Akron	L 63-68	1523	
3 POINT FG-ATT	167-561	184-582	11/26/14	UNC ASHEVILLE	w 89-75	8330	
3-point FG pct	.298	.316	12/1/14	at Marshall	w 77-59	5013	
3-pt FG made per game	5.4	5.9	^ 12/6/14	OKLAHOMA STATE	w 75-49	12007	
FREE THROWS-ATT	461-625	492-692	12/19/14	CLEMSON	w 68-45	11992	
Free throw pct	.738	.711	12/21/14	COKER	w 78-52	8419	
F-Throws made per game	14.9	15.9	12/30/14	NORTH CAROLINA A&T	w 91-54	8156	
REBOUNDS	1116	1025	01/03/15	vs Iowa State	w 64-60	3546	
Rebounds per game	36.0	33.1	* 1/7/15	FLORIDA	L 68-72	12181	
Rebounding margin	+2.9	-	* 01-10-15	at Ole Miss	L 49-65	6714	
ASSISTS	422	317	* 1/13/15	ALABAMA	w 68-66	11085	
Assists per game	13.6	10.2	* 01/17/15	at Auburn	L 68-71	9121	
TURNOVERS	402	428	* 1/20/15	TENNESSEE	L 62-66	12032	
Turnovers per game	13.0	13.8	* 1/24/15	KENTUCKY	L 43-58	18000	
Turnover margin	+0.8	-	* 01/28/15	at LSU	L 58-64	9518	
Assist/turnover ratio	1.0	0.7	* 1/31/15	GEORGIA	w 67-50	13031	
STEALS	194	186	* 02/03/15	at Arkansas	L 55-75	14846	
Steals per game	6.3	6.0	* 02/07/15	at Vanderbilt	L 50-65	9259	
BLOCKS	132	125	* 2/10/15	MISSOURI	w 65-60	8840	
Blocks per game	4.3	4.0	* 02/14/15	at Kentucky	L 43-77	24305	
ATTENDANCE	184314	119945	* 02/17/15	at Georgia	w 64-58	6263	
Home games-Avg/Game	16-11520	10-10993	* 2/21/15	TEXAS A&M	L 52-62	12390	
Neutral site-Avg/Game	-	5-2003	* 2/24/15	at Alabama	L 51-59	8848	
Score by Periods	1st	2nd	Totals	* 2/28/15	MISSISSIPPI STATE	w 81-68	14022
South Carolina	985	1039	2024	* 3/5/15	ARKANSAS	L 74-78	10065
Opponents	894	1020	1914	* 03/07/15	at Tennessee	w 60-49	16042
				03/11/15	vs Missouri	w 63-54	0

! - ESPN College Hoops Tip-Off Marathon (Columbia, S.C.)
 & - Charleston Classic (Charleston, S.C.)
 ^ - SEC/Big 12 Challenge (Columbia, S.C.)
 * = Conference game



South Carolina Basketball
 South Carolina Combined Team Statistics (as of Mar 07, 2015)
 Conference games

RECORD:	OVERALL	HOME	AWAY	NEUTRAL
ALL GAMES	6-12	4-5	2-7	0-0
CONFERENCE	6-12	4-5	2-7	0-0
NON-CONFERENCE	0-0	0-0	0-0	0-0

#	Player	gp-gs	min	avg	Total		3-Point		F-Throw		Rebounds				pf	dq	a	to	blk	stl	pts	avg		
					fg-fga	fg%	3fg-fga	3fg%	ft-fta	ft%	off	def	tot	avg										
04	JOHNSON, Tyrone	18-18	570	31.7	56-156	.359	20-61	.328	60-69	.870	10	36	46	2.6	41	0	58	37	3	18	192	10.7		
00	THORNWELL, Sindari	18-18	578	32.1	55-180	.306	23-83	.277	58-76	.763	24	52	76	4.2	47	2	39	44	3	19	191	10.6		
10	NOTICE, Duane	18-18	548	30.4	62-191	.325	33-102	.324	26-36	.722	12	35	47	2.6	35	0	48	30	2	11	183	10.2		
14	CHATKEVICIUS, L.	18-16	418	23.2	57-125	.456	4-17	.235	21-29	.724	25	64	89	4.9	46	1	13	19	22	5	139	7.7		
24	CARRERA, Michael	18-13	404	22.4	43-101	.426	7-24	.292	40-51	.784	46	69	115	6.4	54	2	9	21	12	6	133	7.4		
25	KACINAS, Mindaugas	18-0	375	20.8	40-72	.556	6-18	.333	19-30	.633	37	42	79	4.4	50	2	9	17	7	6	105	5.8		
01	STROMAN, Marcus	13-0	253	19.5	16-49	.327	1-11	.091	16-25	.640	5	17	22	1.7	31	0	34	24	2	10	49	3.8		
21	HENRY, Demetrius	9-7	169	18.8	16-31	.516	1-1	1.000	5-11	.455	8	17	25	2.8	24	1	2	11	5	5	38	4.2		
35	STEELE, Brian	11-0	114	10.4	7-30	.233	6-25	.240	4-4	1.000	2	3	5	0.5	15	0	3	3	1	4	24	2.2		
20	MCKIE, Justin	12-0	130	10.8	5-21	.238	2-11	.182	6-6	1.000	6	12	18	1.5	10	0	1	6	1	2	18	1.5		
12	SHEPPARD, Shamiek	5-0	32	6.4	3-12	.250	0-0	.000	0-2	.000	4	1	5	1.0	4	0	1	1	3	4	6	1.2		
15	THEUS JR., Reggie	4-0	9	2.3	0-1	.000	0-1	.000	0-0	.000	1	0	1	0.3	0	0	0	0	0	0	0	0.0		
Team											40	24	64											
Total.....		18	3600		360-969	.372	103-354	.291	255-339	.752	220	372	592	32.9	357	8	217	218	61	90	1078	59.9		
Opponents.....		18	3600		376-881	.427	106-301	.352	305-421	.724	180	422	602	33.4	328	-	212	220	77	101	1163	64.6		

TEAM STATISTICS	SC	OPP	Date	Opponent	Score	Att.			
SCORING	1078	1163	*	1/7/15	FLORIDA	L	68-72	12181	
Points per game	59.9	64.6	*	01-10-15	at Ole Miss	L	49-65	6714	
Scoring margin	-4.7	-	*	1/13/15	ALABAMA	w	68-66	11085	
FIELD GOALS-ATT	360-969	376-881	*	01/17/15	at Auburn	L	68-71	9121	
Field goal pct	.372	.427	*	1/20/15	TENNESSEE	L	62-66	12032	
3 POINT FG-ATT	103-354	106-301	*	1/24/15	KENTUCKY	L	43-58	18000	
3-point FG pct	.291	.352	*	01/28/15	at LSU	L	58-64	9518	
3-pt FG made per game	5.7	5.9	*	1/31/15	GEORGIA	w	67-50	13031	
FREE THROWS-ATT	255-339	305-421	*	02/03/15	at Arkansas	L	55-75	14846	
Free throw pct	.752	.724	*	02/07/15	at Vanderbilt	L	50-65	9259	
F-Throws made per game	14.2	16.9	*	2/10/15	MISSOURI	w	65-60	8840	
REBOUNDS	592	602	*	02/14/15	at Kentucky	L	43-77	24305	
Rebounds per game	32.9	33.4	*	02/17/15	at Georgia	w	64-58	6263	
Rebounding margin	-0.6	-	*	2/21/15	TEXAS A&M	L	52-62	12390	
ASSISTS	217	212	*	2/24/15	at Alabama	L	51-59	8848	
Assists per game	12.1	11.8	*	2/28/15	MISSISSIPPI STATE	w	81-68	14022	
TURNOVERS	218	220	*	3/5/15	ARKANSAS	L	74-78	10065	
Turnovers per game	12.1	12.2	*	03/07/15	at Tennessee	w	60-49	16042	
Turnover margin	+0.1	-							
Assist/turnover ratio	1.0	1.0							
STEALS	90	101							
Steals per game	5.0	5.6							
BLOCKS	61	77							
Blocks per game	3.4	4.3							
ATTENDANCE	111646	104916							
Home games-Avg/Game	9-12405	9-11657							
Neutral site-Avg/Game	-	0-0							

! - ESPN College Hoops Tip-Off Marathon (Columbia, S.C.)
 & - Charleston Classic (Charleston, S.C.)
 ^ - SEC/Big 12 Challenge (Columbia, S.C.)
 * = Conference game

Score by Periods	1st	2nd	Totals
South Carolina	530	548	1078
Opponents	556	607	1163



South Carolina Basketball
 South Carolina Team Game-by-Game Comparison (as of Mar 12, 2015)
 All games

Opponent	1st	2nd	Score	Mar	Total FG	FG Pct	3-Pointers	3FG Pct	Free Throws	FT Pct	Rebounds	Assist	T/Over	Block	Steal	Fouls
UNF	48/27	33/29	81-56	+25	29-57/18-53	.509/.340	4-11/10-32	.364/.313	19-26/10-16	.731/.625	42/28 +14	19/9	9/15	3/5	7/2	15/22
BAYLOR	27/30	38/39	65-69	(4)	22-54/21-47	.407/.447	5-21/6-18	.238/.333	16-19/21-26	.842/.808	33/29 +4	11/10	10/11	3/1	4/6	21/20
Cornell	35/21	34/24	69-45	+24	22-58/14-52	.379/.269	8-22/5-20	.364/.250	17-21/12-16	.810/.750	44/32 +12	16/6	11/17	5/6	10/6	15/19
Charlotte	36/29	27/36	63-65	(2)	26-61/23-53	.426/.434	3-18/6-17	.167/.353	8-9/13-19	.889/.684	37/32 +5	13/6	17/17	7/5	6/6	21/13
Akron	25/30	38/38	63-68	(5)	25-64/21-50	.391/.420	2-10/4-20	.200/.200	11-20/22-27	.550/.815	45/32 +13	11/6	17/15	2/6	8/6	20/19
UNC ASHEVILLE	37/29	52/46	89-75	+14	31-60/23-63	.517/.365	8-17/15-29	.471/.517	19-26/14-20	.731/.700	39/35 +4	21/12	20/22	10/3	12/11	15/21
Marshall	39/20	38/39	77-59	+18	30-63/16-56	.476/.286	4-20/5-26	.200/.192	13-24/22-34	.542/.647	39/43 (4)	17/9	15/19	3/3	13/6	24/20
OKLAHOMA STATE	32/24	43/25	75-49	+26	26-60/16-65	.433/.246	6-17/5-24	.353/.208	17-22/12-19	.773/.632	49/41 +8	14/7	11/12	8/5	6/4	19/17
CLEMSON	28/30	40/15	68-45	+23	23-50/17-57	.460/.298	7-22/4-18	.318/.222	15-20/7-12	.750/.583	40/31 +9	17/7	12/13	7/5	7/9	14/20
COKER	35/23	43/29	78-52	+26	31-64/18-58	.484/.310	3-11/7-21	.273/.333	13-19/9-14	.684/.643	47/31 +16	21/8	15/19	9/1	11/8	16/21
NORTH CAROLINA A&T	47/16	44/38	91-54	+37	29-53/18-55	.547/.327	5-9/6-22	.556/.273	28-34/12-15	.824/.800	41/20 +21	20/8	16/19	7/2	7/4	17/26
Iowa State	36/35	28/25	64-60	+4	23-50/20-57	.460/.351	2-10/1-18	.200/.056	16-26/19-33	.615/.576	42/34 +8	8/8	20/13	4/4	8/10	28/21
FLORIDA	34/31	34/41	68-72	(4)	20-49/21-49	.408/.429	5-13/5-19	.385/.263	23-27/25-30	.852/.833	23/37 (14)	11/14	11/17	5/4	4/7	20/24
Ole Miss	27/33	22/32	49-65	(16)	18-49/20-49	.367/.408	4-20/7-14	.200/.500	9-16/18-22	.563/.818	32/33 (1)	16/13	15/10	2/4	5/5	20/14
ALABAMA	30/25	38/41	68-66	+2	22-53/20-41	.415/.488	3-14/6-17	.214/.353	21-27/20-30	.778/.667	33/23 +10	9/13	13/14	1/4	5/4	27/27
Auburn	29/39	39/32	68-71	(3)	26-52/19-52	.500/.365	8-18/7-20	.444/.350	8-15/26-33	.533/.788	34/36 (2)	12/8	17/13	4/4	3/9	27/20
TENNESSEE	26/31	36/35	62-66	(4)	22-64/23-40	.344/.575	4-17/10-18	.235/.556	14-15/10-17	.933/.588	34/28 +6	13/9	10/18	4/3	5/6	17/17
KENTUCKY	24/34	19/24	43-58	(15)	12-53/18-39	.226/.462	3-10/3-9	.300/.333	16-21/19-27	.762/.704	40/28 +12	5/10	12/8	2/9	3/8	20/17
LSU	28/29	30/35	58-64	(6)	21-61/22-48	.344/.458	7-19/5-14	.368/.357	9-15/15-19	.600/.789	40/32 +8	11/13	15/14	7/13	6/7	17/13
GEORGIA	33/24	34/26	67-50	+17	22-55/11-50	.400/.220	6-19/3-17	.316/.176	17-21/25-32	.810/.781	33/42 (9)	13/6	8/11	5/1	7/4	23/21
Arkansas	28/35	27/40	55-75	(20)	17-61/28-71	.279/.394	5-24/2-13	.208/.154	16-24/17-22	.667/.773	48/46 +2	11/14	20/9	6/8	4/7	22/21
Vanderbilt	26/22	24/43	50-65	(15)	17-43/19-42	.395/.452	5-19/5-17	.263/.294	11-13/22-29	.846/.759	20/33 (13)	10/15	12/10	1/3	4/8	23/14
MISSOURI	30/30	35/30	65-60	+5	23-63/22-52	.365/.423	7-25/7-14	.280/.500	12-15/9-12	.800/.750	39/32 +7	16/12	10/15	4/3	10/4	15/16
Kentucky	18/43	25/34	43-77	(34)	13-55/27-54	.236/.500	3-20/5-14	.150/.357	14-17/18-24	.824/.750	21/45 (24)	3/17	9/13	2/6	3/2	21/15
Georgia	41/23	23/35	64-58	+6	21-53/20-53	.396/.377	9-24/4-13	.375/.308	13-14/14-23	.929/.609	33/37 (4)	10/7	7/7	4/1	4/3	19/14
TEXAS A&M	21/34	31/28	52-62	(10)	16-59/17-43	.271/.395	7-26/10-21	.269/.476	13-18/18-25	.722/.720	37/38 (1)	12/12	11/14	3/5	6/5	18/16
Alabama	22/22	29/37	51-59	(8)	19-55/21-42	.345/.500	7-30/6-19	.233/.316	6-8/11-16	.750/.688	36/26 +10	13/12	13/11	0/4	4/4	16/13
MISSISSIPPI STATE	39/31	42/37	81-68	+13	25-54/22-46	.463/.478	8-24/5-15	.333/.333	23-34/19-29	.676/.655	33/27 +6	19/11	7/12	3/1	4/3	22/27
ARKANSAS	38/49	36/29	74-78	(4)	25-49/30-65	.510/.462	6-15/7-21	.400/.333	18-26/11-17	.692/.647	31/34 (3)	17/14	16/12	6/3	7/10	15/23
Tennessee	36/21	24/28	60-49	+11	21-41/16-45	.512/.356	6-17/9-26	.353/.346	12-13/8-14	.923/.571	25/25 -	16/12	12/12	2/1	6/5	15/16
Missouri	30/24	33/30	63-54	+9	21-46/18-50	.457/.360	7-19/4-16	.368/.250	14-20/14-20	.700/.700	26/35 (9)	17/9	11/16	3/2	5/7	15/17

Note: Game totals are displayed in the format TEAM/OPPONENT for each category



South Carolina Basketball
South Carolina Category Leaders (as of Mar 12, 2015)
All games

Points	G	Pts	Pts/G
NOTICE, Duane	31	352	11.4
THORNWELL, Sindarius	31	347	11.2
JOHNSON, Tyrone	31	307	9.9
CHATKEVICIUS, L.	31	267	8.6
KACINAS, Mindaugas	31	196	6.3
CARRERA, Michael	28	191	6.8
HENRY, Demetrius	21	127	6.0
STROMAN, Marcus	26	115	4.4
MCKIE, Justin	23	72	3.1
STEELE, Brian	21	35	1.7
SHEPPARD, Shamiek	7	11	1.6
THEUS JR., Reggie	13	4	0.3

FG Percentage	FG	Att	Pct
KACINAS, Mindaugas	72	126	.571
CHATKEVICIUS, L.	112	218	.514
HENRY, Demetrius	52	102	.510
CARRERA, Michael	63	148	.426
THEUS JR., Reggie	2	5	.400
NOTICE, Duane	118	311	.379
JOHNSON, Tyrone	96	257	.374
STROMAN, Marcus	37	100	.370
MCKIE, Justin	23	63	.365
THORNWELL, Sindarius	107	314	.341
SHEPPARD, Shamiek	5	18	.278
STEELE, Brian	11	47	.234

3-Point Percentage	3FG	Att	Pct
SHEPPARD, Shamiek	1	1	1.000
NOTICE, Duane	54	153	.353
KACINAS, Mindaugas	9	27	.333
HENRY, Demetrius	1	3	.333
CHATKEVICIUS, L.	8	25	.320
CARRERA, Michael	10	32	.313
JOHNSON, Tyrone	27	91	.297
THORNWELL, Sindarius	37	137	.270
MCKIE, Justin	9	34	.265
STEELE, Brian	9	38	.237
STROMAN, Marcus	2	18	.111
THEUS JR., Reggie	0	2	.000

Free Throw Percent	FG	Att	Pct
STEELE, Brian	4	4	1.000
JOHNSON, Tyrone	88	107	.822
MCKIE, Justin	17	21	.810
NOTICE, Duane	62	81	.765
CARRERA, Michael	55	75	.733
CHATKEVICIUS, L.	35	48	.729
KACINAS, Mindaugas	43	59	.729
THORNWELL, Sindarius	96	132	.727
STROMAN, Marcus	39	61	.639
HENRY, Demetrius	22	35	.629
SHEPPARD, Shamiek	0	2	.000

Scoring Average	G	Pts	Avg/G
NOTICE, Duane	31	352	11.4
THORNWELL, Sindarius	31	347	11.2
JOHNSON, Tyrone	31	307	9.9
CHATKEVICIUS, L.	31	267	8.6
CARRERA, Michael	28	191	6.8
KACINAS, Mindaugas	31	196	6.3
HENRY, Demetrius	21	127	6.0
STROMAN, Marcus	26	115	4.4
MCKIE, Justin	23	72	3.1
STEELE, Brian	21	35	1.7
SHEPPARD, Shamiek	7	11	1.6
THEUS JR., Reggie	13	4	0.3

Field Goal Attempts	G	Att	Att/G
THORNWELL, Sindarius	31	314	10.1
NOTICE, Duane	31	311	10.0
JOHNSON, Tyrone	31	257	8.3
CHATKEVICIUS, L.	31	218	7.0
CARRERA, Michael	28	148	5.3

Field Goals Made	G	Made	Made/G
NOTICE, Duane	31	118	3.8
CHATKEVICIUS, L.	31	112	3.6
THORNWELL, Sindarius	31	107	3.5
JOHNSON, Tyrone	31	96	3.1
KACINAS, Mindaugas	31	72	2.3

3-Point FG Attempts	G	Att	Att/G
NOTICE, Duane	31	153	4.9
THORNWELL, Sindarius	31	137	4.4
JOHNSON, Tyrone	31	91	2.9
STEELE, Brian	21	38	1.8
MCKIE, Justin	23	34	1.5

3-Point FG Made	G	Made	Made/G
NOTICE, Duane	31	54	1.7
THORNWELL, Sindarius	31	37	1.2
JOHNSON, Tyrone	31	27	0.9
CARRERA, Michael	28	10	0.4
MCKIE, Justin	23	9	0.4
STEELE, Brian	21	9	0.4
KACINAS, Mindaugas	31	9	0.3

Free Throw Attempts	G	Att	Att/G
THORNWELL, Sindarius	31	132	4.3
JOHNSON, Tyrone	31	107	3.5
NOTICE, Duane	31	81	2.6
CARRERA, Michael	28	75	2.7
STROMAN, Marcus	26	61	2.3

Free Throws Made	G	Made	Made/G
THORNWELL, Sindarius	31	96	3.1
JOHNSON, Tyrone	31	88	2.8
NOTICE, Duane	31	62	2.0
CARRERA, Michael	28	55	2.0
KACINAS, Mindaugas	31	43	1.4



South Carolina Basketball
South Carolina Category Leaders (as of Mar 12, 2015)
All games

Rebounds	G	Reb	Reb/G
CHATKEVICIUS, L.	31	160	5.2
KACINAS, Mindaugas	31	160	5.2
CARRERA, Michael	28	158	5.6
THORNWELL, Sindarius	31	149	4.8
JOHNSON, Tyrone	31	86	2.8

Rebound Average	G	Reb	Avg/G
CARRERA, Michael	28	158	5.6
KACINAS, Mindaugas	31	160	5.2
CHATKEVICIUS, L.	31	160	5.2
THORNWELL, Sindarius	31	149	4.8
HENRY, Demetrius	21	76	3.6

Offensive Rebounds	G	No.	Avg/G
KACINAS, Mindaugas	31	75	2.4
CARRERA, Michael	28	60	2.1
CHATKEVICIUS, L.	31	48	1.5
THORNWELL, Sindarius	31	45	1.5
HENRY, Demetrius	21	27	1.3

Defensive Rebounds	G	No.	Avg/G
CHATKEVICIUS, L.	31	112	3.6
THORNWELL, Sindarius	31	104	3.4
CARRERA, Michael	28	98	3.5
KACINAS, Mindaugas	31	85	2.7
JOHNSON, Tyrone	31	71	2.3

Fouls	G	No.	Per/G
CARRERA, Michael	28	81	2.9
KACINAS, Mindaugas	31	77	2.5
THORNWELL, Sindarius	31	77	2.5
CHATKEVICIUS, L.	31	69	2.2
HENRY, Demetrius	21	69	3.3

Foulsouts	G	No.
HENRY, Demetrius	21	4
CARRERA, Michael	28	3
KACINAS, Mindaugas	31	3
THORNWELL, Sindarius	31	3
CHATKEVICIUS, L.	31	2

Assists	G	No.	Ast/G
JOHNSON, Tyrone	31	109	3.5
NOTICE, Duane	31	88	2.8
STROMAN, Marcus	26	87	3.3
THORNWELL, Sindarius	31	67	2.2
CHATKEVICIUS, L.	31	21	0.7

Steals	G	No.	Stl/G
THORNWELL, Sindarius	31	41	1.3
JOHNSON, Tyrone	31	37	1.2
NOTICE, Duane	31	28	0.9
STROMAN, Marcus	26	20	0.8
KACINAS, Mindaugas	31	19	0.6

Blocked Shots	G	No.	Blk/G
CHATKEVICIUS, L.	31	43	1.4
CARRERA, Michael	28	20	0.7
HENRY, Demetrius	21	19	0.9
KACINAS, Mindaugas	31	14	0.5
THORNWELL, Sindarius	31	11	0.4

Minutes	G	No.	Min/G
THORNWELL, Sindarius	31	943	30.4
JOHNSON, Tyrone	31	929	30.0
NOTICE, Duane	31	920	29.7
CHATKEVICIUS, L.	31	695	22.4
KACINAS, Mindaugas	31	665	21.5

Turnovers	G	No.	TO/G
THORNWELL, Sindarius	31	69	2.2
JOHNSON, Tyrone	31	58	1.9
NOTICE, Duane	31	54	1.7
STROMAN, Marcus	26	53	2.0
CHATKEVICIUS, L.	31	43	1.4



South Carolina Basketball
South Carolina Team High/Low Analysis (as of Mar 12, 2015)
All games

South Carolina - TEAM GAME HIGHS

POINTS	91	NORTH CAROLINA A&T (12/30/14)
	89	UNC ASHEVILLE (11/26/14)
	81	MISSISSIPPI STATE (2/28/15)
	81	UNF (11/14/14)
	78	COKER (12/21/14)
FIELD GOALS MADE	31	COKER (12/21/14)
	31	UNC ASHEVILLE (11/26/14)
FIELD GOAL ATTEMPTS	64	TENNESSEE (1/20/15)
	64	COKER (12/21/14)
	64	vs Akron (11/23/14)
FIELD GOAL PERCENTAGE	.547 (29-53)	NORTH CAROLINA A&T (12/30/14)
	.517 (31-60)	UNC ASHEVILLE (11/26/14)
3 PT FIELD GOALS MADE	9	at Georgia (02/17/15)
	8	MISSISSIPPI STATE (2/28/15)
	8	at Auburn (01/17/15)
	8	UNC ASHEVILLE (11/26/14)
	8	vs Cornell (11/20/14)
3 PT FG ATTEMPTS	30	at Alabama (2/24/15)
	26	TEXAS A&M (2/21/15)
3 PT FG PERCENTAGE	.556 (5-9)	NORTH CAROLINA A&T (12/30/14)
	.471 (8-17)	UNC ASHEVILLE (11/26/14)
FREE THROWS MADE	28	NORTH CAROLINA A&T (12/30/14)
	23	MISSISSIPPI STATE (2/28/15)
	23	FLORIDA (1/7/15)
FREE THROW ATTEMPTS	34	MISSISSIPPI STATE (2/28/15)
	34	NORTH CAROLINA A&T (12/30/14)
FREE THROW PERCENTAGE	.933 (14-15)	TENNESSEE (1/20/15)
	.929 (13-14)	at Georgia (02/17/15)
REBOUNDS	49	OKLAHOMA STATE (12/6/14)
	48	at Arkansas (02/03/15)
ASSISTS	21	COKER (12/21/14)
	21	UNC ASHEVILLE (11/26/14)
STEALS	13	at Marshall (12/1/14)
	12	UNC ASHEVILLE (11/26/14)
BLOCKED SHOTS	10	UNC ASHEVILLE (11/26/14)
	9	COKER (12/21/14)
TURNOVERS	20	at Arkansas (02/03/15)
	20	vs Iowa State (01/03/15)
	20	UNC ASHEVILLE (11/26/14)
FOULS	28	vs Iowa State (01/03/15)
	27	at Auburn (01/17/15)
	27	ALABAMA (1/13/15)



South Carolina Basketball
 South Carolina High/Low Analysis (as of Mar 12, 2015)
 All games

Opponent - GAME HIGHS

POINTS	78	ARKANSAS (3/5/15)
	77	at Kentucky (02/14/15)
	75	at Arkansas (02/03/15)
	75	UNC ASHEVILLE (11/26/14)
	72	FLORIDA (1/7/15)
FIELD GOALS MADE	30	ARKANSAS (3/5/15)
	28	at Arkansas (02/03/15)
FIELD GOAL ATTEMPTS	71	at Arkansas (02/03/15)
	65	ARKANSAS (3/5/15)
	65	OKLAHOMA STATE (12/6/14)
FIELD GOAL PERCENTAGE	.575 (23-40)	TENNESSEE (1/20/15)
	.500 (27-54)	at Kentucky (02/14/15)
	.500 (21-42)	at Alabama (2/24/15)
3 PT FIELD GOALS MADE	15	UNC ASHEVILLE (11/26/14)
	10	TEXAS A&M (2/21/15)
	10	TENNESSEE (1/20/15)
	10	UNF (11/14/14)
3 PT FG ATTEMPTS	32	UNF (11/14/14)
	29	UNC ASHEVILLE (11/26/14)
3 PT FG PERCENTAGE	.556 (10-18)	TENNESSEE (1/20/15)
	.517 (15-29)	UNC ASHEVILLE (11/26/14)
FREE THROWS MADE	26	at Auburn (01/17/15)
	25	GEORGIA (1/31/15)
	25	FLORIDA (1/7/15)
FREE THROW ATTEMPTS	34	at Marshall (12/1/14)
	33	at Auburn (01/17/15)
	33	vs Iowa State (01/03/15)
FREE THROW PERCENTAGE	.833 (25-30)	FLORIDA (1/7/15)
	.818 (18-22)	at Ole Miss (01-10-15)
REBOUNDS	46	at Arkansas (02/03/15)
	45	at Kentucky (02/14/15)
ASSISTS	17	at Kentucky (02/14/15)
	15	at Vanderbilt (02/07/15)
STEALS	11	UNC ASHEVILLE (11/26/14)
	10	ARKANSAS (3/5/15)
	10	vs Iowa State (01/03/15)
BLOCKED SHOTS	13	at LSU (01/28/15)
	9	KENTUCKY (1/24/15)
TURNOVERS	22	UNC ASHEVILLE (11/26/14)
	19	NORTH CAROLINA A&T (12/30/14)
	19	COKER (12/21/14)
	19	at Marshall (12/1/14)
FOULS	27	MISSISSIPPI STATE (2/28/15)
	27	ALABAMA (1/13/15)



South Carolina Basketball
 South Carolina High/Low Analysis (as of Mar 12, 2015)
 All games

South Carolina - GAME LOWS

POINTS	43	KENTUCKY (1/24/15)
	43	at Kentucky (02/14/15)
	49	at Ole Miss (01-10-15)
	50	at Vanderbilt (02/07/15)
	51	at Alabama (2/24/15)
FIELD GOALS MADE	12	KENTUCKY (1/24/15)
	13	at Kentucky (02/14/15)
FIELD GOAL ATTEMPTS	41	at Tennessee (03/07/15)
	43	at Vanderbilt (02/07/15)
FIELD GOAL PERCENTAGE	.226 (12-53)	KENTUCKY (1/24/15)
	.236 (13-55)	at Kentucky (02/14/15)
3 PT FIELD GOALS MADE	2	vs Akron (11/23/14)
	2	vs Iowa State (01/03/15)
3 PT FG ATTEMPTS	9	NORTH CAROLINA A&T (12/30/14)
	10	vs Akron (11/23/14)
	10	vs Iowa State (01/03/15)
	10	KENTUCKY (1/24/15)
3 PT FG PERCENTAGE	.150 (3-20)	at Kentucky (02/14/15)
	.167 (3-18)	vs Charlotte (11/21/14)
FREE THROWS MADE	6	at Alabama (2/24/15)
	8	vs Charlotte (11/21/14)
	8	at Auburn (01/17/15)
FREE THROW ATTEMPTS	8	at Alabama (2/24/15)
	9	vs Charlotte (11/21/14)
FREE THROW PERCENTAGE	.533 (8-15)	at Auburn (01/17/15)
	.542 (13-24)	at Marshall (12/1/14)
REBOUNDS	20	at Vanderbilt (02/07/15)
	21	at Kentucky (02/14/15)
ASSISTS	3	at Kentucky (02/14/15)
	5	KENTUCKY (1/24/15)
STEALS	3	at Auburn (01/17/15)
	3	KENTUCKY (1/24/15)
	3	at Kentucky (02/14/15)
BLOCKED SHOTS	0	at Alabama (2/24/15)
	1	ALABAMA (1/13/15)
	1	at Vanderbilt (02/07/15)
TURNOVERS	7	at Georgia (02/17/15)
	7	MISSISSIPPI STATE (2/28/15)
FOULS	14	CLEMSON (12/19/14)
	15	UNF (11/14/14)
	15	vs Cornell (11/20/14)
	15	UNC ASHEVILLE (11/26/14)
	15	MISSOURI (2/10/15)
	15	ARKANSAS (3/5/15)
	15	at Tennessee (03/07/15)
	15	vs Missouri (03/11/15)



South Carolina Basketball
South Carolina High/Low Analysis (as of Mar 12, 2015)
All games

Opponent - GAME LOWS

POINTS	45		vs Cornell (11/20/14)
	45		CLEMSON (12/19/14)
	49		OKLAHOMA STATE (12/6/14)
	49		at Tennessee (03/07/15)
	50		GEORGIA (1/31/15)
FIELD GOALS MADE	11		GEORGIA (1/31/15)
	14		vs Cornell (11/20/14)
FIELD GOAL ATTEMPTS	39		KENTUCKY (1/24/15)
	40		TENNESSEE (1/20/15)
FIELD GOAL PERCENTAGE	.220	(11-50)	GEORGIA (1/31/15)
	.246	(16-65)	OKLAHOMA STATE (12/6/14)
3 PT FIELD GOALS MADE	1		vs Iowa State (01/03/15)
	2		at Arkansas (02/03/15)
3 PT FG ATTEMPTS	9		KENTUCKY (1/24/15)
	13		at Arkansas (02/03/15)
	13		at Georgia (02/17/15)
3 PT FG PERCENTAGE	.056	(1-18)	vs Iowa State (01/03/15)
	.154	(2-13)	at Arkansas (02/03/15)
FREE THROWS MADE	7		CLEMSON (12/19/14)
	8		at Tennessee (03/07/15)
FREE THROW ATTEMPTS	12		CLEMSON (12/19/14)
	12		MISSOURI (2/10/15)
FREE THROW PERCENTAGE	.571	(8-14)	at Tennessee (03/07/15)
	.576	(19-33)	vs Iowa State (01/03/15)
REBOUNDS	20		NORTH CAROLINA A&T (12/30/14)
	23		ALABAMA (1/13/15)
ASSISTS	6		vs Cornell (11/20/14)
	6		vs Charlotte (11/21/14)
	6		vs Akron (11/23/14)
	6		GEORGIA (1/31/15)
STEALS	2		UNF (11/14/14)
	2		at Kentucky (02/14/15)
BLOCKED SHOTS	1		BAYLOR (11/18/14)
	1		COKER (12/21/14)
	1		GEORGIA (1/31/15)
	1		at Georgia (02/17/15)
	1		MISSISSIPPI STATE (2/28/15)
	1		at Tennessee (03/07/15)
TURNOVERS	7		at Georgia (02/17/15)
	8		KENTUCKY (1/24/15)
FOULS	13		vs Charlotte (11/21/14)
	13		at LSU (01/28/15)
	13		at Alabama (2/24/15)



South Carolina Basketball
South Carolina Player High/Low Analysis (as of Mar 12, 2015)
All games

South Carolina - I N D I V I D U A L G A M E H I G H S

Points	28		JOHNSON, Tyrone vs Mississippi State (2/28/15)
	27		NOTICE, Duane at Marshall (12/1/14)
	21		JOHNSON, Tyrone vs Baylor (11/18/14)
	20		THORNWELL, Sindarius at Kentucky (02/14/15)
	20		JOHNSON, Tyrone vs Florida (1/7/15)
	20		NOTICE, Duane vs Oklahoma State (12/6/14)
	20		THORNWELL, Sindarius vs Charlotte (11/21/14)
Field Goals Made	10		NOTICE, Duane at Marshall (12/1/14)
	9		JOHNSON, Tyrone vs Baylor (11/18/14)
Field Goal Att.	24		THORNWELL, Sindarius vs Charlotte (11/21/14)
	18		NOTICE, Duane at LSU (01/28/15)
	18		NOTICE, Duane at Marshall (12/1/14)
FG Pct (min 5 made)	1.000	(5-5)	KACINAS, Mindaugas vs North Carolina A&T (12/30/14)
	1.000	(5-5)	KACINAS, Mindaugas vs Charlotte (11/21/14)
3-Point FG Made	5		NOTICE, Duane vs Clemson (12/19/14)
	4		THORNWELL, Sindarius vs Missouri (03/11/15)
	4		NOTICE, Duane vs Mississippi State (2/28/15)
	4		NOTICE, Duane at Alabama (2/24/15)
	4		JOHNSON, Tyrone at Georgia (02/17/15)
3-Point FG Att.	11		NOTICE, Duane at Alabama (2/24/15)
	11		NOTICE, Duane vs Missouri (2/10/15)
3-Pt FG Pct (min 2 made)	1.000	(2-2)	CHATKEVICIUS, L. vs UNC Asheville (11/26/14)
	1.000	(2-2)	MCKIE, Justin vs Cornell (11/20/14)
Free Throws Made	13		JOHNSON, Tyrone vs Mississippi State (2/28/15)
	9		THORNWELL, Sindarius at Kentucky (02/14/15)
	9		JOHNSON, Tyrone vs Florida (1/7/15)
Free Throw Att.	15		JOHNSON, Tyrone vs Mississippi State (2/28/15)
	11		THORNWELL, Sindarius at Kentucky (02/14/15)
FT Pct (min 3 made)	1.000	(9-9)	JOHNSON, Tyrone vs Florida (1/7/15)
	1.000	(8-8)	JOHNSON, Tyrone vs Georgia (1/31/15)
	1.000	(6-6)	THORNWELL, Sindarius at LSU (01/28/15)
	1.000	(6-6)	KACINAS, Mindaugas vs North Carolina A&T (12/30/14)
	1.000	(5-5)	STROMAN, Marcus vs Missouri (03/11/15)
	1.000	(5-5)	THORNWELL, Sindarius at Arkansas (02/03/15)
	1.000	(5-5)	NOTICE, Duane vs North Carolina A&T (12/30/14)
	1.000	(5-5)	NOTICE, Duane at Marshall (12/1/14)
	1.000	(4-4)	CHATKEVICIUS, L. at Alabama (2/24/15)
	1.000	(4-4)	CHATKEVICIUS, L. vs Texas A&M (2/21/15)
	1.000	(4-4)	NOTICE, Duane at Georgia (02/17/15)
	1.000	(4-4)	JOHNSON, Tyrone vs Missouri (2/10/15)
	1.000	(4-4)	MCKIE, Justin vs Florida (1/7/15)
	1.000	(4-4)	JOHNSON, Tyrone vs North Carolina A&T (12/30/14)
	1.000	(4-4)	THORNWELL, Sindarius vs North Carolina A&T (12/30/14)
	1.000	(4-4)	THORNWELL, Sindarius vs Akron (11/23/14)
	1.000	(4-4)	KACINAS, Mindaugas vs Cornell (11/20/14)
	1.000	(4-4)	CARRERA, Michael vs Baylor (11/18/14)
	1.000	(3-3)	NOTICE, Duane vs Arkansas (3/5/15)
	1.000	(3-3)	CARRERA, Michael at Vanderbilt (02/07/15)
	1.000	(3-3)	NOTICE, Duane vs Oklahoma State (12/6/14)
	1.000	(3-3)	JOHNSON, Tyrone vs Oklahoma State (12/6/14)
	1.000	(3-3)	STROMAN, Marcus vs UNC Asheville (11/26/14)
Rebounds	13		CHATKEVICIUS, L. vs UNC Asheville (11/26/14)
	12		KACINAS, Mindaugas vs Oklahoma State (12/6/14)

Assists	9	JOHNSON, Tyrone vs Clemson (12/19/14)
	8	STROMAN, Marcus vs Coker (12/21/14)
Steals	6	THORNWELL, Sindarius vs UNC Asheville (11/26/14)
	4	KACINAS, Mindaugas at Marshall (12/1/14)
	4	JOHNSON, Tyrone vs Akron (11/23/14)
Blocked Shots	3	CHATKEVICIUS, L. vs Arkansas (3/5/15)
	3	CHATKEVICIUS, L. at Arkansas (02/03/15)
	3	CHATKEVICIUS, L. vs Georgia (1/31/15)
	3	HENRY, Demetrius vs Coker (12/21/14)
	3	CHATKEVICIUS, L. vs Clemson (12/19/14)
	3	CHATKEVICIUS, L. vs Oklahoma State (12/6/14)
	3	HENRY, Demetrius vs UNC Asheville (11/26/14)
	3	CHATKEVICIUS, L. vs UNC Asheville (11/26/14)
	3	CHATKEVICIUS, L. vs Charlotte (11/21/14)
Turnovers	7	THORNWELL, Sindarius vs Charlotte (11/21/14)
	5	JOHNSON, Tyrone at Ole Miss (01-10-15)
	5	STROMAN, Marcus at Marshall (12/1/14)
	5	STROMAN, Marcus vs UNC Asheville (11/26/14)
Fouls	5	KACINAS, Mindaugas vs Arkansas (3/5/15)
	5	CARRERA, Michael at Alabama (2/24/15)
	5	CHATKEVICIUS, L. at Kentucky (02/14/15)
	5	KACINAS, Mindaugas at Arkansas (02/03/15)
	5	HENRY, Demetrius vs Tennessee (1/20/15)
	5	CARRERA, Michael at Auburn (01/17/15)
	5	THORNWELL, Sindarius at Auburn (01/17/15)
	5	THORNWELL, Sindarius vs Florida (1/7/15)
	5	HENRY, Demetrius vs Iowa State (01/03/15)
	5	CHATKEVICIUS, L. vs Iowa State (01/03/15)
	5	KACINAS, Mindaugas vs Iowa State (01/03/15)
	5	HENRY, Demetrius at Marshall (12/1/14)
	5	THORNWELL, Sindarius vs Baylor (11/18/14)
	5	CARRERA, Michael vs Baylor (11/18/14)
	5	HENRY, Demetrius vs UNF (11/14/14)
Minutes	40	NOTICE, Duane vs Texas A&M (2/21/15)



South Carolina Basketball
 South Carolina Opponent High/Low Analysis (as of Mar 12, 2015)
 All games

OPPONENT INDIVIDUAL GAME HIGHS

Points	30		ROWSEY, Andrew vs UNC Asheville (11/26/14)
	26		Craig Sword vs Mississippi State (2/28/15)
	25		House,Danuel vs Texas A&M (2/21/15)
	24		Portis, Bobby vs Arkansas (3/5/15)
	24		Harrell,KT at Auburn (01/17/15)
Field Goals Made	10		Craig Sword vs Mississippi State (2/28/15)
	10		ROWSEY, Andrew vs UNC Asheville (11/26/14)
Field Goal Att.	18		Qualls, Michael vs Arkansas (3/5/15)
	18		ROWSEY, Andrew vs UNC Asheville (11/26/14)
FG Pct (min 5 made)	.833	(5-6)	Richardson,Josh vs Tennessee (1/20/15)
	.714	(10-14)	Craig Sword vs Mississippi State (2/28/15)
	.714	(5-7)	SIAKAM, James at Vanderbilt (02/07/15)
3-Point FG Made	7		House,Danuel vs Texas A&M (2/21/15)
	6		ROWSEY, Andrew vs UNC Asheville (11/26/14)
3-Point FG Att.	12		ROWSEY, Andrew vs UNC Asheville (11/26/14)
	11		House,Danuel vs Texas A&M (2/21/15)
3-Pt FG Pct (min 2 made)	1.000	(3-3)	Allen, D'Angelo vs Missouri (2/10/15)
	1.000	(3-3)	Fallas, JoJo vs Cornell (11/20/14)
	1.000	(2-2)	Devin Booker at Kentucky (02/14/15)
	1.000	(2-2)	Richardson,Josh vs Tennessee (1/20/15)
	1.000	(2-2)	Punter,Kevin vs Tennessee (1/20/15)
	1.000	(2-2)	KEYES,Denzel vs North Carolina A&T (12/30/14)
	1.000	(2-2)	Newberry, Jeff vs Oklahoma State (12/6/14)
	1.000	(2-2)	UBARU, Kem vs UNC Asheville (11/26/14)
Free Throws Made	11		Frazier, J.J. vs Georgia (1/31/15)
	8		Mann, Charles vs Georgia (1/31/15)
	8		Harrell,KT at Auburn (01/17/15)
	8		Summers,Jarvis at Ole Miss (01-10-15)
Free Throw Att.	13		Frazier, J.J. vs Georgia (1/31/15)
	13		Hogue, Dustin vs Iowa State (01/03/15)
FT Pct (min 3 made)	1.000	(8-8)	Harrell,KT at Auburn (01/17/15)
	1.000	(6-6)	IBITAYO, Deji vs Akron (11/23/14)
	1.000	(6-6)	CHEATHAM, Jr., Kwan vs Akron (11/23/14)
	1.000	(5-5)	QUARTERMAN, Tim at LSU (01/28/15)
	1.000	(5-5)	Miller, Shonn vs Cornell (11/20/14)
	1.000	(5-5)	Motley, Johnathan vs Baylor (11/18/14)
	1.000	(4-4)	Obasohan, Retin at Alabama (2/24/15)
	1.000	(4-4)	Roberson,Kourtney vs Texas A&M (2/21/15)
	1.000	(4-4)	Andrew Harrison at Kentucky (02/14/15)
	1.000	(4-4)	Dakari Johnson at Kentucky (02/14/15)
	1.000	(4-4)	LACHANCE, Riley at Vanderbilt (02/07/15)
	1.000	(4-4)	Portis, Bobby at Arkansas (02/03/15)
	1.000	(4-4)	MICKEY, Jordan at LSU (01/28/15)
	1.000	(4-4)	Devin Booker vs Kentucky (1/24/15)
	1.000	(4-4)	Tyler Ulis vs Kentucky (1/24/15)
	1.000	(4-4)	Cooper, Rodney vs Alabama (1/13/15)
	1.000	(4-4)	Saiz,Sebastian at Ole Miss (01-10-15)
	1.000	(4-4)	ROPER, Jordan vs Clemson (12/19/14)
	1.000	(4-4)	LOOP, Austin at Marshall (12/1/14)
	1.000	(4-4)	MOORE, Dallas vs UNF (11/14/14)
	1.000	(3-3)	Shamburger, Keith vs Missouri (03/11/15)
	1.000	(3-3)	Shamburger, Keith vs Missouri (2/10/15)
	1.000	(3-3)	Jalen Watson vs Coker (12/21/14)

	1.000	(3-3)	BLOSSOMGAME, Jaron vs Clemson (12/19/14)
Rebounds	15		Trey James vs Coker (12/21/14)
	13		Dakari Johnson at Kentucky (02/14/15)
	13		Portis, Bobby at Arkansas (02/03/15)
Assists	9		Madden, Rashad vs Arkansas (3/5/15)
	8		Caruso,Alex vs Texas A&M (2/21/15)
Steals	4		Richardson,Josh at Tennessee (03/07/15)
	4		Qualls, Michael vs Arkansas (3/5/15)
	4		ROWSEY, Andrew vs UNC Asheville (11/26/14)
Blocked Shots	6		MARTIN, Jarell at LSU (01/28/15)
	6		MICKEY, Jordan at LSU (01/28/15)
Turnovers	8		Shamburger, Keith vs Missouri (2/10/15)
	8		Richardson,Josh vs Tennessee (1/20/15)
	8		HENRY, Pierria vs Charlotte (11/21/14)
Fouls	5		Bello, Deuce vs Missouri (2/10/15)
	5		Maten, Yante vs Georgia (1/31/15)
	5		Tarrant, Ricky vs Alabama (1/13/15)
	5		Hill, Kasey vs Florida (1/7/15)
	5		Chiozza, Chris vs Florida (1/7/15)
	5		BURROUGH,Steven vs North Carolina A&T (12/30/14)
	5		DOBY,Khary vs North Carolina A&T (12/30/14)
	5		DJITTE, Sidy vs Clemson (12/19/14)
	5		TAYLOR, Ryan at Marshall (12/1/14)
	5		Miller, Shonn vs Cornell (11/20/14)
	5		DAVENPORT, Chris vs UNF (11/14/14)
	5		DANIELS, Demarcus vs UNF (11/14/14)
	5		BEECH, Beau vs UNF (11/14/14)