

SOUTH CAROLINA WOMEN'S BASKETBALL 2017-18

Dir. of Communications/PR: Diana Koval | Office: 803.777.7977 | Cell: 314.369.6050 | Email: dkoval@mailbox.sc.edu | Twitter: @DianaKovalSID
 Website: www.GamecocksOnline.com | Twitter: @GamecockWBB | Instagram: @GamecockWBB | Facebook: @GamecockWBB | Snapchat: @GamecockWBB

Game 12 December 21, 2017 • Philadelphia, Pa. • Liacouras Center

Schedule/Results

Nov. 3	Coker (Exh.)	W, 116-56
Nov. 10	Alabama State (SECN+)	W, 99-31
Nov. 13	at #15/13 Maryland (ESPN2)	W, 94-86
Nov. 16	at Clemson	W, 66-36
Nov. 19	Wofford (SECN+)	W, 94-60

Gulf Coast Showcase (Estero, Fla.)

Nov. 24	vs. Rutgers	W, 78-68
Nov. 25	vs. St. John's	W, 76-58
Nov. 26	vs. #6/6 Notre Dame	L, 85-92

Nov. 30	Western Carolina (SECN+)	W, 101-43
Dec. 3	#14/16 Duke (SECN)	W, 72-52
Dec. 5	CofC (SECN+)	W, 69-43
Dec. 17	Savannah State (SECN+)	W, 99-38

Dec. 21	at Temple	7 p.m.
Dec. 31	Texas A&M* (SECN)	2 p.m.
Jan. 4	at Ole Miss* (SECN+)	7 p.m.
Jan. 7	at Missouri* (ESPN2)	2 p.m.
Jan. 11	Auburn* (SECN+)	7 p.m.
Jan. 14	Tennessee* (ESPN2)	1 p.m.
Jan. 18	at Vanderbilt* (SECN+)	8 p.m.
Jan. 21	at Kentucky* (ESPNU)	Noon
Jan. 25	Arkansas* (SECN)	6:30 p.m.
Jan. 28	Missouri* (ESPN2)	6 p.m.
Feb. 1	UConn (ESPN)	7 p.m.
Feb. 5	at Mississippi State* (ESPN2)	7 p.m.
Feb. 8	at Alabama* (SECN)	7 p.m.
Feb. 11	Florida* (SECN)	1 p.m.
Feb. 15	at Georgia* (SECN+)	7 p.m.
Feb. 18	Kentucky* (SECN)	3 p.m.
Feb. 22	LSU* (SECN)	6:30 p.m.
Feb. 25	at Tennessee* (ESPNU/2)	12/4 p.m.

SEC Tournament (Nashville, Tenn.)

Feb. 28	First Round (SECN)
Mar. 1	Second Round (SECN)
Mar. 2	Quarterfinals (SECN)
Mar. 3	Semifinals (ESPNU)
Mar. 4	Final (ESPN2)

All Times Listed as Eastern and are subject to change

* indicates SEC Game

Television outlet listed in parentheses – SECN is SEC Network; SECN+ is SEC Network online via WatchESPN

"We Are"

Each season South Carolina head coach Dawn Staley chooses a theme for her team and its legion of fans to rally around. This season's theme of "We Are" is one that embraces the connection between her team and its fans.

The Gamecocks will employ various "We Are" statements to highlight some of their core traits throughout the season. They also invite fans to share their "We Are" statements to further illustrate how much the team is a reflection of its fans.

South Carolina Gamecocks 10-1



Ranking: 4/5 (AP/Coaches)
Head Coach: Dawn Staley
Record at SC: 231-81 (10th)
Career Record: 403-161 (18th)
Top Scorer: A'ja Wilson (24.2)
Top Reb.: A'ja Wilson (10.7)

VS.



Temple Owls 8-3

Ranking: -/
Coach: Tonya Cardoza
Record at TU: 196-112 (10th)
Career Record: Same
Top Scorer: T. Atkinson (23.9)
Top Reb.: T. Atkinson (11.4)

Game Information

Tickets: \$17 Reserved, \$15 GA, \$12 Youth

Broadcast: ESPN3 (Mike Watts, pxp; Chelsea Wilson, analyst)

Radio: 107.5 The Game (Brad Muller)

Live Stats: OwlSports.com

Series History

South Carolina Record	2-0
In Philadelphia	1-0
In Columbia	1-0
At Neutral Site	0-0
Last Meeting	12/27/02
First Meeting	12/4/01
Current Streak	SC Won 2

Last Five Meetings:

Date	Result	Location
12/27/02	W, 57-39	Philadelphia
12/4/01	W, 68-65	Columbia












South Carolina Notables

- South Carolina is in its 44th season of women's basketball and its 10th under the tutelage of head coach Dawn Staley. The reigning national champion Gamecocks have won four straight SEC regular-season titles, three consecutive SEC Tournament crowns and played in five of the last six NCAA Sweet 16s.
- With a win tonight, Staley will stand alone as the Gamecocks winningest head coach. The victory would be her 232nd in her 10th season in Columbia, passing 13-year Gamecock mentor Nancy Wilson's 231.
- Six Staley products have become WNBA Draft selections in her 17 seasons as a head coach. Tonight's honoree Candice Dupree was her first, and she has since seen five Gamecocks selected, including four taken in the top 10. Of the six draftees, four earned spots on the WNBA All-Rookie Team, including Dupree and 2017 WNBA Rookie of the Year Allisha Gray.
- Tonight's game features two of the just five players in NCAA Div. I to rank among the top 50 in both scoring and rebounding this season – South Carolina's A'ja Wilson (3rd, 24.2 ppg; 18th, 10.7 rpg) and Temples Tanaya Atkinson (4th, 23.9 ppg; 14th 11.4 rpg).
- With 14 points and 12 assists against Savannah State, sophomore guard Tyasha Harris became the first Gamecock to record multiple points-assists double-doubles in a season since Cristina Ciocan posted five, including one triple-double, in 2003-04.
- Junior forward Alexis Jennings quickly established her presence in the paint and has seen that grow with two double-doubles in her last three outings. Her physical play and 64.4 percent shooting accuracy make it difficult for opponents to double-team off her as well.
- Senior forward A'ja Wilson moved into the Gamecocks' top five all-time scorers with now 1,908 points in her career. She needs just 31 more to move into fourth-place on that list. Her career-long dominance has her on pace to become just the Gamecock to amass 2,000 points and 1,000 rebounds in her career. She is currently fifth on the career rebounds list at 922.

Stat Comparison

SC	TU
10-1	8-3 Overall Record
0-0	0-0 Conference Record
6-0	6-3 Home Record
2-0	2-0 Away Record
2-1	0-0 Neutral Record
84.8.....	70.6 Points Per Game
55.2.....	63.1 Opp. Points Per Game.....
.509.....	.408 Field Goal %age
.336.....	.380 Opp. Field Goal %age.....
.323.....	.299 3-Pt. Field Goal %age.....
.319.....	.251 Opp. 3-Pt. Field Goal %age.....
.686.....	.686 Free Throw %age.....
16.5.....	13.7 FTs Made Per Game
17.5.....	14.6 Assists Per Game
+5.0.....	-1.9 Turnover Margin
42.3.....	44.7 Rebounds Per Game
+11.0.....	+9.5 Rebounding Margin
10.4.....	6.3 Steals Per Game.....
6.2.....	2.5 Blocked Shots Per Game.....

2017-18 South Carolina Media Roster

0		Victoria Patrick 5-8 • So. • Guard • Orlando, Fla.	PPG 1.7 RPG 0.4 APG 0.6 FG% .194 FT% --	LAST 5: 3.0 ppg, 18.8 mpg NOTABLE: Solid shooting guard eager to get more minutes this season ... has played in every game this season, including 3 games of 20+ minutes ... has hit at least one 3 in last three games.	Career Highs Pts: 6 vs. Savannah St., 12/17/17 Reb: 2, 5x, at Clemson, 11/16/17 Ast: 2 at Savannah St., 12/21/16 Stl: 2 vs. Saint Peter's, 11/22/16
1		Bianca Cuevas-Moore 5-6 • Sr. • Guard • Bronx, N.Y. <i>kuway-VAHS</i>	PPG -- RPG -- APG -- FG% -- FT% --	LAST 5: DNP NOTABLE: Will sit out season with knee injury ... speedy, crafty guard ... great spark, change of pace off bench ... on Nancy Lieberman Award Watch List (top point guard in the nation).	Career Highs Pts: 25 vs. Georgia, 1/12/17 Reb: 6, 2x, at Georgia, 1/26/17 Ast: 7 at Auburn, 1/5/17 Stl: 6 at Texas A&M, 2/23/17
4		Doniyah Cliney 6-0 • Jr. • Guard • Newark, N.J. <i>dawn-YAY CLY-nee</i>	PPG 7.3 RPG 3.7 APG 2.5 FG% .464 FT% .643	LAST 5: 6.2 ppg, 4.2 rpg, 2.4 apg NOTABLE: Athletic guard, good size ... steady development, stat stuffer, versatile contributor ... 3 double-figure scoring games this season ... 5 games of 3 or more assists ... left Savannah State game with injury.	Career Highs Pts: 15 vs. Alabama St., 11/10/17 Reb: 9 vs. Clemson, 12/15/16 Ast: 6, 2x, vs. Kentucky, 2/2/17 Stl: 5 vs. Ala. St., 11/10/17
10		Bianca Jackson 5-10 • Fr. • Guard • Montgomery, Ala.	PPG 5.3 RPG 3.7 APG 2.4 FG% .386 FT% .875	LAST 5: 5.2 ppg, 5.0 rpg, 2.2 apg, 1.0 spg NOTABLE: Dangerous on both ends of the floor ... most minutes among SC freshmen (26.0/gm) ... great defensive effort vs. Duke ... named Alabama Sports Writers Association (ASWA) 5A Miss Basketball (2017).	Career Highs Pts: 8, 2x, vs. St. John's, 11/25/17 Reb: 10 vs. CoFC, 12/5/17 Ast: 7 at Clemson, 11/16/17 Stl: 3 vs. Savannah St., 12/17/17
11		Lindsey Spann 5-6 • R-Sr. • Guard • Laurel, Md.	PPG 13.6 RPG 1.6 APG 2.9 FG% .550 FT% .778	LAST 5: Missed last four games NOTABLE: Out with knee sprain suffered prior to W. Carolina game (Nov. 30) ... started season on fire from 3-pt range (.500) ... shot well because taking good shots ... 2nd on team in ppg, four 15+ point games.	Career Highs Pts: 31 vs. Saint Peter's, 11/13/16* Reb: 9, 2x, vs. Marshall, 12/3/16* Ast: 8, 2x, vs. Wofford, 11/19/17 Stl: 1, 5x, vs. Rutgers, 11/24/17 * indicates while at Penn State
21		Mikiah Herbert Harrigan 6-2 • So. • For. • Pembroke Pines, Fla. <i>muh-KEE-uh</i>	PPG 8.4 RPG 3.6 BPG 1.2 FG% .531 FT% .774	LAST 5: 9.0 ppg, 2.8 rpg, 1.6 bpg NOTABLE: Versatile forward with skill on both ends of the court ... good mid-range game to free up drives ... looking for consistency ... 4 double-figure scoring games this season.	Career Highs Pts: 21 vs. Savannah St., 12/17/17 Reb: 10 vs. Georgia, 3/3/17 Blk: 4, 2x, vs. CoFC, 12/5/17 Stl: 2, 3x, vs. Rutgers, 11/24/17
22		A'ja Wilson 6-5 • Sr. • Forward • Hopkins, S.C. <i>A-zhub</i>	PPG 24.3 RPG 10.7 BPG 2.7 FG% .573 FT% .725	LAST 5: 26.6 ppg, 9.0 rpg, 1.8 apg, 2.6 spg NOTABLE: Team captain ... versatile scorer still expanding range ... 3rd in nation in ppg, 18th in rpg, 15th in bpg, 5th in dbl-dbls (8) ... Lisa Leslie Award, Wooden, Wade and Naismith Watch Lists ... US Nat'l Team Pool.	Career Highs Pts: 34 vs. Notre Dame, 11/26/17 Reb: 19, 2x, vs. Stanford, 3/31/17 Blk: 8, 2x, vs. TXA&M, 1/17/16 Stl: 5 vs. Vanderbilt, 2/16/17
23		LaDazia Williams 6-2 • Fr. • Forward • Bradenton, Fla. <i>luh-DAY-zhub</i>	PPG 2.3 RPG 2.1 BPG 0.2 FG% .350 FT% .313	LAST 5: 4.3 ppg, 2.8 rpg, 11.5 mpg NOTABLE: Can face up or score at the rim ... still finding footing at this level ... played in 9 games, 8.6 mins/game ... great game vs. Western Carolina ... top-50 recruit in Class of 2017 ... FABC 8A Player of the Year (2017).	Career Highs Pts: 11 vs. W. Carolina, 11/30/17 Reb: 8 vs. W. Carolina, 11/30/17 Blk: 2 vs. Alabama St., 11/10/17 Stl: 1 vs. W. Carolina, 11/30/17
24		LeLe Grissett 6-0 • Fr. • Forward • Durham, N.C. <i>LEE-lee grih-SET</i>	PPG 5.2 RPG 3.0 BPG 0.2 FG% .600 FT% .500	LAST 5: 6.0 ppg, 2.8 rpg, 12.4 mpg NOTABLE: Lithe, versatile athlete with speed, quickness and leaping ability ... finding more offensive consistency ... 1st career start vs. Savannah St. ... near double-double at Clemson (10 pts/8 rebs).	Career Highs Pts: 10, 2x, vs. CoFC, 12/5/17 Reb: 8 at Clemson, 11/16/17 Ast: 3, 2x, vs. Sav. St., 12/17/17 Stl: 4 vs. Alabama St., 11/10/17
35		Alexis Jennings 6-2 • R-Jr. • Forward • Madison, Ala.	PPG 12.6 RPG 7.4 BPG 1.0 FG% .644 FT% .692	LAST 5: 14.8 ppg, 8.2 rpg, .652 FG% NOTABLE: Strong, physical presence inside ... creates great target for entry passes ... 12th in nation in FG% ... 25th in SEC in rpg, ... 8 double-digit scoring games, including 2 20-point games ... 3 double-doubles.	Career Highs Pts: 28 vs. Morehead St., 11/18/15* Reb: 13, 2x, vs. Sav. St., 12/17/17 Blk: 6 vs. Oklahoma, 3/21/16* Stl: 3, 2x, vs. Ala. St., 11/10/17 * indicates while at Kentucky
52		Tyasha Harris 5-10 • So. • Guard • Noblesville, Ind. <i>ty-A-shub</i>	PPG 9.8 RPG 2.8 APG 6.0 FG% .430 FT% .808	LAST 5: 9.6 ppg, 7.8 apg, 4.6 spg NOTABLE: Team captain ... leads SEC in assist and steal average, ranking 17th and 20th in the nation ... two double-doubles this season, 4 double-digit scoring games ... Preseason 2nd-Team All-SEC.	Career Highs Pts: 20 at Maryland, 11/13/17 Reb: 6 vs. Florida St., 3/27/17 Ast: 12 vs. Savannah St., 12/17/17 Stl: 6, 2x, vs. Sav. St., 12/17/17

Starter **Reserve**

Based on most recent game

Quick Facts

The University

Location: Columbia, S.C.

Founded: 1801

Enrollment: 34,099

Colors: Garnet (PMS 202C) and Black

Nickname: Gamecocks

Conference: Southeastern

President: Dr. Harris Pastides

Athletics Director: Ray Tanner

Facility: Colonial Life Arena (18,000)

Coaching Staff

Head Coach: Dawn Staley

Alma Mater: Virginia, 1992

Overall Record: 403-161 (18th season)

School Record: 231-81 (10th season)

Assoc. Head Coach (Alma Mater):

Lisa Boyer (Ithaca, 1979)

Assistant Coaches (Alma Mater):

Fred Chmiel (Excelsior, 2001)

Jollette Law (Iowa, 1990)

Team Information

2016-17 Record: 33-4

Home: 15-1 Away: 10-3 Neutral: 8-0

SEC Record (Finish): 14-2 (1st)

Home: 7-1 Away: 7-1

Letterwinners Returning/Lost: 6/5

Starters Returning/Lost: 2/3

Program History

First Year of Women's Basketball: 1974-75

All-Time Record: 812-509 (44th season)

All-Time SEC Record: 180-60 (27th season)

NCAA Appearances (Last): 14 (2017)

NCAA Tournament Record: 25-13

2017 NCAA Result: National Champion, W vs. 67-

55, Mississippi State, Dallas, Texas

WNIT Appearances (Last): 4 (2011)

WNIT Record: 3-4

Media Relations

Women's Basketball Contact: Diana Koval

Office: 803.777.7977

Cell: 314.369.6050

Email: dkoval@mailbox.sc.edu

Press Row Phone: 803.777.6182

Athletics Department on the Web

Website: GamecocksOnline.com

Twitter: @GamecocksOnline

Instagram: @GamecocksOnline

Facebook: Facebook.com/GamecocksOnline

YouTube: YouTube.com/GamecocksOnline

Women's Basketball on Social Media

Twitter: @GamecockWBB

Instagram: @GamecockWBB

Facebook: @GamecockWBB

SnapChat: @GamecockWBB

Head Coach on Social Media

Twitter: @DawnStaley

Instagram: @Staley05

Current Streaks

	Total	Home	Road	Neut.
Overall	W4	W11	W3	L1
SEC	W2	W3	W1	—
Non-Conference	W4	W16	W2	L1
Ranked Teams	W1	W5	W1	L1

By the Numbers

- Free throw made needed by senior forward A'ja Wilson to tie the school career record in that stat; she is seven free throw attempts away from tying that record as well
- SEC team shooting at least 50.0 percent from the field this season – South Carolina at 50.9
- SEC individual stats led by Gamecocks – A'ja Wilson (ppg), Tyasha Harris (apg, spg) – more than any other team
- Points per game by which A'ja Wilson leads the SEC (24.2 ppg vs. 21.0 for Texas A&M's Chennedy Carter)
- Consecutive games in which sophomore guard Tyasha Harris has handed out at least five assists, including two games of 10 or more
- Games this season that South Carolina has allowed fewer than 60 points
- 55.1 Percent of the Gamecocks' field goals that have been assisted this season
- 71.7 Percent of the Gamecocks' made field goals this season that have come in the paint

Temple Series Notes

South Carolina head coach Dawn Staley has been involved in both meetings between the Gamecocks and Owls, but she was on the other sideline for both. The Gamecocks played a home-and-home series with Temple in the 2001-02 and 2002-03 seasons, claiming both contests. The Owls gave then-No. 23 South Carolina a tough battle in the opener in Columbia (12/4/01), but the home team escaped with a 68-65 victory. On their return trip to Philadelphia, the then-No. 18 Gamecocks delivered a 57-39 decision (12/27/02).

Road Ready

The Gamecocks are 240-248 all-time in true road games, including a 68-37 (.648) mark under head coach Dawn Staley. In SEC action, Staley is 43-26 (.623) through her first nine seasons at South Carolina.

Staying Power

South Carolina head coach Dawn Staley is in her 10th season at the helm after guiding the Gamecocks into the postseason seven times in her first nine seasons in Columbia, including the 2017 National Championship and five other Sweet 16 berths.

With a .715 (403-161) winning percentage over her 18 seasons as a head coach, Staley is 23rd among active

2017-18 Double-Doubles

Tyasha Harris (2)

11/30	Western Carolina	10 pts/10 assts
12/17	Savannah State	14 pts/12 assts

Alexis Jennings (3)

11/13	at Maryland	11 pts/13 rebs
12/3	Duke	21 pts/10 rebs
12/17	Savannah State	10 pts/13 rebs

A'ja Wilson (8)

11/10	Alabama State	16 pts/10 rebs
11/13	at Maryland	32 pts/12 rebs
11/16	at Clemson	19 pts/11 rebs
11/19	Wofford	16 pts/13 rebs
11/24	vs. Rutgers	33 pts/10 rebs
11/24	vs. St. John's	17 pts/17 rebs
12/3	Duke	18 pts/11 rebs
12/5	College of Charleston	26 pts/15 rebs

NCAA Div. I head coaches with at least 10 years of experience and is the best among SEC head coaches.

Staley is the third-longest tenured coach currently in the SEC, and her 10.8 league wins per season is best among the group. During the Gamecocks' current four-year run as SEC champion, the program averaged 14.8 conference wins per season.

Rankings Review

South Carolina is ranked fourth in this week's Associated Press Poll, making it the 75th consecutive week the Gamecocks have ranked among the nation's top 10 teams. Dawn Staley's team is one of just three teams to have stayed among the nation's top 10 every week since the start of the 2014-15 season (64 weeks).

In that 64 weeks, South Carolina has spent 57 of them in the top five, trailing UConn's 64 such weeks and leading Notre Dame's 52 top-five entries.

RPI Rating

In this week's RPI summary, South Carolina is 10th in the nation. The Gamecocks are just behind Mississippi State in RPI among SEC programs, and the league has the highest RPI in the nation.

South Carolina's two wins against top-25 RPI teams is tied with Mississippi State and Missouri for the league lead.

Gamecocks in the Rankings

(Through games of 12/18)

Team	SEC	NCAA	Actual	Tyasha Harris	SEC	NCAA	Actual
Scoring Offense	2	13	84.8	Assists Per Game	1	17	6.0
Scoring Defense	5	22	55.2	Steals Per Game	1	20	3.3
Scoring Margin	1	4	+29.6	Assist-to-TO Ratio	5	54	2.4
Field Goal Percentage	1	7	.509	Minutes Per Game	10	—	31.5
Field Goal %age Def.	2	12	.336	M. Herbert Harrigan	SEC	NCAA	Actual
3-Point FG %age	9	139	.323	Field Goal Percentage	10	—	.531
3-Point FG %age Def.	10	212	.319	Alexis Jennings	SEC	NCAA	Actual
3-Point FG Made/Gm.	10	270	4.7	Points Per Game	25	—	12.6
Free Throw Percentage	7	175	.686	Rebounds Per Game	15	—	7.4
Rebounding Offense	5	—	42.3	Field Goal Percentage	3	12	.644
Rebounding Defense	2	—	31.3	A'ja Wilson	SEC	NCAA	Actual
Rebounding Margin	2	20	+11.0	Points Per Game	1	3	24.3
Assists Per Game	2	30	17.5	Rebounds Per Game	3	18	10.7
Steals Per Game	2	60	10.4	Field Goal Percentage	7	36	.576
Turnover Margin	4	36	+5.0	Blocked Shots Per Game	4	15	2.7
Turnovers Per Game	—	32	13.2	Off. Rebounds Per Game	9	—	3.2
Assist-to-Turnover Ratio	1	21	1.3	Double-Doubles	1	5	8.0
Blocked Shots Per Game	1	11	6.2				
Home Attendance Avg.	1	1	12,724				

Tough Road Ahead

South Carolina's 2017-18 schedule includes 10 games against teams either ranked in this week's AP and/or USA Today Coaches Poll or ranked at the time of their game.

So far, the Gamecocks are 2-1 in those games – topping then-#15/13 Maryland and then-#14/16 Duke while falling to then-#6/6 Notre Dame. Only one non-conference game remains against a currently ranked opponent – #1/1 Connecticut on Feb. 1.

Including the Gamecocks at #4/5, the SEC boasts five teams in this week's rankings – Mississippi State (5/3), Tennessee (7/7), Missouri (16/16), and Texas A&M (19/20). South Carolina will play Tennessee and Missouri twice this season.

Drive for Five

The Gamecocks enter the 2017-18 season as the four-time reigning SEC regular-season champion, becoming just the second program to win four straight titles. South Carolina joined Tennessee, which claimed its fourth straight in 2001 en route to the league-record seven consecutive titles (1999-2004).

All-Around A'ja

Few players in the country are more versatile than South Carolina senior forward A'ja Wilson. Averaging 24.2 points, 10.7 rebounds and 2.7 blocks, she ranks third, 18th and 15th in the nation in those categories, respectively, making her the only player in the nation to be in the top 50 of all three categories.

Only five players in the nation are among the top 50 in both scoring and rebounding, and just two others join Wilson ranked in the top 25 of both categories – Megan Gustafson, Iowa (21.8/12.3) and Tanaya Atkinson, Temple (23.9/11.4)

Unquestionably the team's "go-to" player at crunch

time, Wilson strikes the on-court balance of being star and teammate with her court vision and unselfishness. She is the team's top scorer for the third-straight season, but never at the expense of the best shot on the floor. This season, as more rebounding has been needed, she has answered the call as well.

Wilson has also responded to her head coach's challenge to expand her skill set, working hard in the off-season on ball-handling to allow her to rebound and immediately start the fast break and even run the offense from the point guard position at times. The growth in her game helps both the Gamecocks, as opponents will have a more difficult time locating her for double-teaming, and Wilson's preparedness for the next step in her basketball career.

Blocking Scheme

South Carolina ranks 11th in the nation with 6.2 blocked shots per game, which is best in the SEC. While the Gamecocks have been atop this category over the last few seasons, the formula this season is slightly different.

Instead of being dominated by two Gamecocks, nine different members of the team have recorded at least one blocked shot this season with eight of those swatting more than one.

Senior forward A'ja Wilson leads the way with 2.7 blocks per game, which rank her fourth in the SEC and 15th in the nation.

Behind Wilson, sophomore Mikiah Herbert Harrigan has 1.1 blocks per game and junior Alexis Jennings is just behind at 1.0 blocks per game.

They're Free, Take Two!

Built around an inside presence for the last three seasons, South Carolina retains its annual spot among the top teams in free throws made and attempted this season.

The Gamecocks are 12th in the nation in free throws

Record Book Watch

Career Points	(Gms)	
1. Sheila Foster (1979-82)	134	2266
2. Shannon Johnson (1993-96)	109	2230
3. Brantley Southers (1982-86)	120	1982
4. Jocelyn Penn (1999-2003)	117	1939
5. A'ja Wilson (2015-present)	116	1908

Career Rebounds	(Gms)	
1. Sheila Foster (1979-82)	134	1427
2. Alaina Coates (2014-17)	133	1230
3. Marsha Williams (1990-93)	116	1026
4. Aleighsa Welch (2012-15)	137	956
5. A'ja Wilson (2015-present)	116	922

Career Blocked Shots	(Gms)	
1. A'ja Wilson (2015-present)	116	288
2. Alaina Coates (2014-17)	133	210
3. Lakesha Tolliver (2004-07)	112	177

Free Throws Made	Player	Gms	FTM
1.	Shannon Johnson (1993-96)	109	478
2.	A'ja Wilson (2015-present)	116	477
3.	Martha Parker (1986-89)	124	473
4.	Tiffany Mitchell (2013-16)	139	447
5.	Sheila Foster (1979-82)	134	418

Free Throw Attempts	Player	Gms	FTA
1.	Shannon Johnson (1993-96)	109	679
2.	A'ja Wilson (2015-present)	116	672
3.	Martha Parker (1986-89)	124	641
4.	Alaina Coates (2014-17)	133	638
5.	Sheila Foster (1979-82)	134	624

A'JA WILSON

6-5 • Senior • Forward • Hopkins, S.C.

Preseason National Player of the Year – espnW

Two-Time Consensus First-Team All-American

Two-Time National Player of the Year Finalist

Two-Time SEC Player of the Year

Three-Time First-Team All-SEC

2017 NCAA Final Four MOP; 2017 SEC Tournament MVP

SEC's active leader in double-doubles (38), rebounds (922) and blocked shots (288), ranks second in points (1,908)

Chance to become just the third Gamecock to reach 2,000 career points and the second to do it with 1,000 career rebounds

Scored in double figures in 101 of her career 116 games and been team's top scorer in 57 games

Career averages of 16.4 points and 8.0 rebounds, which rise to 17.3 points and 8.5 rebounds in her 44 career games against nationally ranked opponents

Holds school record for career blocked shots (288), setting the mark in just the fourth game of her junior season; is closing in on school records for free throws made and attempted – the only non-guard in the top three of each category

What They're Saying...

"A'ja Wilson is going to be a beast. When I first saw her, I was actually taken aback by her size; I didn't realize she was going to be that tall. Then, immediately I noticed how agile she was, her ability to move at that size.

Obviously she's a good basketball player. She can put the ball in the hoop and all that good stuff, but her athleticism – that was very impressive." – *Sue Bird, Guard, Seattle Storm and USA Basketball*

"She's a woman amongst girls. She should be in the pros. She's just that talented." – *Brenda Frese, Maryland Head Coach*

"She is just so fiercely competitive and more aggressive and willing to play more physical. I just think every part of her game has improved – her finishing, her high post [jumper], her ability to score over two people vs. one. She's really developed nicely. ... She's a pretty special player. She's playing up to that. I see her trying to carry her team. She's got great leadership skills. ... She really talks to her team in a way that helps them along. She's got a lot of intangible qualities as well." – *Joanne P. McCallie, Duke Head Coach*



made (181) and sixth in free throw attempts (264). In the SEC, South Carolina is third in free throws made and second in attempts. Tennessee leads the nation in both free throws made (209) and attempted (303).

Individually, senior A'ja Wilson leads the charge at the free throw line as opponents struggle with how to contain the versatile forward. Her 66 made free throws and 91 attempts both rank fourth in the nation, respectively, and have moved her to within single digits of both school career records.

Quarter Breakdown

Through 11 games this season, South Carolina has out-scored its opponent in all but six quarters and has out-paced its opponent by double digits 21 times in the 44 quarters, including a season-high differential of 22 points (27-5) in the first quarter against Alabama State (Nov. 10).

South Carolina has shot at least 50.0 percent from the field 25 times in its 44 quarters of action, led by a its 68.8 percent accuracy in the second quarter against Alabama State (Nov. 10).

Defensively, South Carolina has held an opponent to single digits in a quarter 12 times this season with five of those quarters resulting in five or fewer points, including a program-record low of three points by Savannah State

(Dec. 17) in the third quarter. An opponent has shot to 20.0 percent or less from the field in 13 quarters, including a program-record low of 5.6 percent by College of Charleston (Dec. 5) in the second quarter.

Individually, A'ja Wilson leads the Gamecocks with seven double-digit scoring quarters and has the highest-scoring quarter this season with 18 points in the fourth against #6/6 Notre Dame (Nov. 26). Tyasha Harris, Alexis Jennings and Lindsey Spann each have one double-digit scoring quarter.

Here's a more detailed look at the quarter-by-quarter production for the Gamecocks this season:

Qtr.	SC/Opp Avg. Pts	SC/Opp FG%	Avg. Pts. Margin
1	23.6/11.8	.529/.323	+11.8
2	19.6/11.2	.482/.263	+8.5
3	21.4/14.5	.521/.366	+6.8
4	20.2/17.6	.500/.393	+2.5

Sophomore Surge

Preseason All-SEC Second-Team selection Tyasha Harris is in a sophomore surge, not a slump, in her second season with the Gamecocks. Challenged by her head coach to expand her game now that "the novelty has worn off," Harris aims at blending more of the scoring prowess

Games Led Team In...

(Tied for team lead in each category included)

Scoring	2017-18	Career	Record
A'ja Wilson	7	57	51-6
Alexis Jennings	2	2	2-0
M. Herbert Harrigan	1	1	1-0
Lindsey Spann	1	1	1-0

Rebounding	2017-18	Career	Record
A'ja Wilson	8	45	42-3
Alexis Jennings	2	2	2-0
LaDazhia Williams	1	1	1-0
Doniyah Cliney	0	3	3-0
M. Herbert Harrigan	0	1	1-0

Assists	2017-18	Career	Record
Tyasha Harris	8	24	22-2
Doniyah Cliney	2	4	4-0
A'ja Wilson	1	6	5-1
Bianca Jackson	1	1	1-0
Lindsey Spann	1	1	1-0
M. Herbert Harrigan	0	1	1-0

Miscellaneous Stats

Double-Doubles	2017-18	Career	Record
A'ja Wilson	8	38	36-2
Alexis Jennings	3	3	3-0
Tyasha Harris	2	2	2-0

30+ Points	2017-18	Career	Record
A'ja Wilson	3	3	2-1

20+ Points	2017-18	Career	Record
A'ja Wilson	6	32	29-3
Alexis Jennings	2	2	2-0
M. Herbert Harrigan	1	1	1-0
Tyasha Harris	1	1	1-0
Lindsey Spann	1	1	1-0

10+ Points	2017-18	Career	Record
A'ja Wilson	12	101	91-10
Alexis Jennings	8	8	7-1
Lindsey Spann	6	6	5-1
M. Herbert Harrigan	4	10	10-0
Tyasha Harris	4	10	10-0
Doniyah Cliney	3	5	4-1
LeLe Grissett	2	2	2-0
LaDazhia Williams	1	1	1-0

10+ Rebounds	2017-18	Career	Record
A'ja Wilson	8	39	37-2
Alexis Jennings	3	3	3-0
Bianca Jackson	1	1	1-0
M. Herbert Harrigan	0	1	1-0

5+ Assists	2017-18	Career	Record
Tyasha Harris	6	17	15-2
Doniyah Cliney	2	4	4-0
A'ja Wilson	1	2	1-1
Bianca Jackson	1	1	1-0
Lindsey Spann	1	1	1-0
Bianca Cuevas-Moore	0	9	9-0

5+ Steals	2017-18	Career	Record
Tyasha Harris	3	3	3-0
Doniyah Cliney	1	1	1-0
A'ja Wilson	0	1	1-0

5+ Blocks	2017-18	Career	Record
A'ja Wilson	2	12	11-1

Team Specialty Stats

South Carolina-Opponent

	Pts. in Paint	Pts. Off TOs	2nd Chance Pts	Fast Break Pts
11/10 Ala. St.	56-8	46-9	28-8	27-6
11/13 at MD	38-28	16-9	19-13	16-5
11/16 at Clem.	32-14	21-5	11-1	4-2
11/19 Wofford	50-16	13-13	18-4	26-0
11/24 vs. RU	36-28	13-13	9-11	14-15
11/25 vs. SJU	36-24	13-11	2-8	4-4
11/26 vs. ND	42-58	13-20	13-19	10-8
11/30 WCU	66-18	33-2	18-4	20-12
12/3 Duke	54-32	19-9	17-8	10-8
12/5 CofC	42-12	23-14	11-6	17-7
12/17 Sav.St.	50-16	36-2	16-9	24-2
12/21 at TU				
12/31 TAM				
1/4 at Miss.				
1/7 at Mizz.				
1/11 Aub.				
1/14 Tenn.				
1/18 at Vandy				
1/21 at Ky.				
1/25 Ark.				
1/28 Mizz.				
2/1 UConn				
2/5 at MSU				
2/8 at Ala.				
2/11 Fla.				
2/15 at Ga.				
2/18 Ky.				
2/22 LSU				
2/25 at Tenn.				
Season Avg.	45.6-23.1	22.4-9.7	14.7-8.3	15.6-6.3

Starters vs. Bench Points

	SC Starters	Opp. Starters	SC Bench	Opp. Bench
11/10 Ala. St.	63	15	36	16
11/13 at MD	85	67	9	19
11/16 at Clem.	47	14	19	22
11/19 Wofford	64	54	30	6
11/24 vs. RU	73	31	5	37
11/25 vs. SJU	60	46	16	12
11/26 vs. ND	75	73	10	19
11/30 WCU	74	21	27	22
12/3 Duke	57	44	15	8
12/5 CofC	53	30	16	13
12/17 Sav.St.	53	28	46	10
12/21 at TU				
12/31 TAM				
1/4 at Miss.				
1/7 at Mizz.				
1/11 Aub.				
1/14 Tenn.				
1/18 at Vandy				
1/21 at Ky.				
1/25 Ark.				
1/28 Mizz.				
2/1 UConn				
2/5 at MSU				
2/8 at Ala.				
2/11 Fla.				
2/15 at Ga.				
2/18 Ky.				
2/22 LSU				
2/25 at Tenn.				
Season Avg.	64.0	38.5	20.8	16.7

2017-18 Scoring Differentials

Largest lead in a win.....by 68 (97-29), 4th-3:10, vs. Alabama State, 11/10
Largest deficit overcome to win.....by 6 (3-9), 1st-5:36, vs. Rutgers, 11/24
Largest lead given up in a loss.....by 12 (30-18), 2nd-8:53, vs. Notre Dame, 11/26
Largest deficit in a loss.....by 19 (61-80), 4th-6:34, vs. Notre Dame, 11/26

she showed in high school (23.5 ppg) with the unselfish court vision she displayed last season when she was 14th in the SEC with 3.2 assists per game.

So far so good for Harris' goals. She averages 9.8 points per while leading the SEC in assists per game (6.0) and steals per game (3.3).

Harris has two double-doubles this season – vs. Western Carolina (Nov. 30, 10 pts/10 assts) and vs. Savannah State (Dec. 17, 14 pts/12 assts) – becoming the first Gamecock to post a double-double with assists since Samone Kennedy posted 10 points and 10 assists at Florida on Feb. 24, 2008.

Just Jennings

Junior transfer Alexis Jennings has strengthened the Gamecocks' frontcourt, providing a steady, physical presence in the lane. After averaging 8.9 points and 5.4 rebounds in her two seasons at Kentucky, the powerful post has elevated her play this season, posting 12.6 points and 7.4 rebounds per game.

Jennings is 12th in the nation in field goal percentage (.644), 15th in the SEC in scoring rebounding and 25th in scoring. Both her scoring and rebounding have been on full display versus ranked opponents, against which she averages 15.0 points and 9.7 rebounds. Two of her three double-doubles so far this season have come against top-15 foes in #15/13 Maryland (Nov. 13, 12 pts/13 rebs) and #14/16 Duke (Dec. 3, 21 pts/10 rebs).

Jennings has five other double-figure scoring games this season, including a 25-point outing against St. John's (Nov. 25).

Utility Player

After two seasons coming off the bench, junior guard Donyah Cliney has an established role in the starting lineup, and the spotlight has only amplified how much more she is prepared to contribute. Staley has marked her as a "stat stuffer" because her versatility and athleticism allow her to impact the game in so many ways. Any single number may not jump off the box score, but she will contribute to nearly all of them.

So far this season, Cliney averages 7.3 points, 3.7 rebounds, 2.5 assists and 1.5 steals. She has three double-figure scoring games and five games of three or more assists. Defensively, she takes the assignment of the opponent's top guard.

Steady Start

The daughter of two NCAA Div. I basketball coaches, freshman guard Bianca Jackson has shown all the poise and development attributed to such progeny, even while thrust into the starting lineup just eight games into her college career.

Jackson earned that job and her 26.0 minutes per game because of her ability to deliver solid play and contribute what the team needs when it is needed. She opened her career against her mother's team, Alabama State, with eight points, six rebounds, three assists and two blocks. Jackson was steady in a hostile environment at #15/13 Maryland (Nov. 13) and handed out seven assists in the rivalry game at Clemson (Nov. 16). In her first career start, she was equally balanced with seven points, four rebounds and three assists against just one turnover. Against #14/16 Duke (Dec. 3), she embraced the role of stopper against the Blue Devils' high-scoring 3-point shooter Rebecca Greenwell, limiting her to just eight points and 0-of-

AP Top 25

(Dec. 18)

1. Connecticut	8-0
2. Notre Dame	10-1
3. Louisville	13-0
4. South Carolina	10-1
5. Mississippi State	11-0
6. Baylor	9-1
7. Tennessee	11-0
8. Texas	9-1
9. West Virginia	10-0
10. Oregon	9-2
11. UCLA	8-2
12. Ohio State	11-2
13. Florida State	10-1
14. Duke	8-2
15. Maryland	10-2
16. Missouri	10-1
17. Oregon State	8-2
18. Stanford	6-4
19. Texas A&M	9-2
20. Villanova	9-0
21. Green Bay	9-1
22. South Florida	9-2
23. Michigan	10-2
24. California	8-2
25. Iowa	11-1

USA Today Coaches Top 25

(Dec. 19)

1. Connecticut	8-0
2. Notre Dame	10-1
3. Mississippi State	11-0
4. Louisville	13-0
5. South Carolina	10-1
6. Baylor	9-1
7. Tennessee	11-0
8. Texas	9-1
9. West Virginia	10-0
10. Oregon	9-2
11. Ohio State	11-2
12. UCLA	8-2
13. Florida State	10-1
14. Maryland	10-2
15. Duke	8-2
16. Missouri	10-1
17. Oregon State	8-2
18. Villanova	9-0
19. South Florida	9-2
20. Texas A&M	9-2
21. Michigan	10-2
22. Syracuse	11-0
23. Green Bay	9-1
24. Stanford	6-4
25. Iowa	11-1

2017-18 Awards

Bianca Cuevas-Moore

Nancy Lieberman Award Watch List

Tyasha Harris

All-SEC Second Team (Coaches)

Alexis Jennings

Gulf Coast Showcase All-Tournament Team

A'ja Wilson

Rated No. 1 player in the nation by espnW

USA Basketball National Team Pool

SEC Player of the Week (11/14)

SEC Player of the Week (11/28)

Gulf Coast Showcase All-Tournament Team

Lisa Leslie Award Watch List

Wade Watch List

Citizen Naismith Trophy Preseason Watch List

Wooden Award Preseason Top 30

Preseason National Player of the Year (espnW)

Preseason All-America First Team (AP, SI, espnW)

Preseason SEC Player of the Year (Media, Coaches)

Preseason All-SEC First Team (Media, Coaches)

Gamecocks Coming Soon!

Head coach Dawn Staley signed two espnW top-50 recruits in the early signing period.

Destanni Henderson

Lehigh Acres, Fla./Fort Myers HS • Guard • 5-8

Top ranked point guard in 2018 class ... No. 9 overall recruit ... Two-time *News-Press* Fort Myers Player of the Year (2016, 2017) ... Two-time FABC All-State selection ... Helped team to back-to-back state championships ... Florida Dairy Farmers Miss Basketball (2017) ... Averaged 17.7 points, 4.4 assists and 4.0 steals as a junior ... 2016 FIBA U17 World Cup bronze medal.

Victoria Stevens

Rome, Ga./Model HS • Forward • 6-1

Ranked No. 50 in 2018 class ... Eighth-ranked forward in the class ... Three-time *Atlanta Journal-Constitution* First-Team AA All-State selection ... GACA Class 2A-North Player of the Year ... Averaged 25.0 points, 13.5 rebounds and 4.5 blocks as a junior.

Gamecocks in 2017-18 National Polls

Poll	Pre	11/13	11/20	11/27	12/4	12/11	12/18	12/25	1/1	1/8	1/15	1/22	1/29	2/5	2/12	2/19	2/26	3/5	3/12	Final
Associated Press	4	4	3	5	5	4	4													
Coaches	2		2	6	6	5														

2 from the 3-point line. Against College of Charleston (Dec. 5), she pulled down 10 rebounds.

The Montgomery, Ala., native is averaging 5.3 points and 2.4 assists so far this season.

This is 30

With a career-high 34 points against No. 6/6 Notre Dame (Nov. 26) following a 32-point outing at No. 15/13 Maryland (Nov. 13), A'ja Wilson became the first Gamecock to record three 30-point games against nationally ranked opponents. The most recent outing against the Fighting Irish broke her tie with Shannon Johnson, who is the only other Gamecock to record more than one such game against ranked opponents.

With just 10 such games in program history, Wilson and Kaela Davis each recorded one last season, the first new additions to the list since Feb. 15, 2006. Those two games along with Wilson's first entry this season are the only road games on the list. Davis' 37-point showing at No. 7/6 Ohio State is the highest-scoring game against a ranked opponent in program history.

Here's a list of the Gamecocks' individual 30-point games against a ranked opponent:

Pts.	Player	Opp.	Date
37	K. Davis	at #7/6 Ohio St.	11/14/16
35	S. Johnson	#5 Tennessee	2/15/96
34	A. Wilson	vs. #6/6 Notre Dame	11/26/17
34	B. Hunt	#18 Southern Miss	1/29/90
32	A. Wilson	at #15 Maryland	11/13/17
32	S. Johnson	#2 Tennessee	2/8/94
32	Ma. Williams	#22 Florida St.	2/4/91
32	K. Anderson	vs. #14 Memphis	3/4/78
31	A. Wilson	at #14/15 Texas	12/1/16
30	B. Southers	#19 Clemson	12/3/83

Great Gamecock Fans

With over 10,000 season-ticket holders for the third-straight season, South Carolina continues to lead the nation in average attendance at 12,724 and is the only program drawing at least 10,000 fans per game.

The Gamecocks have posted the highest average attendance in the nation at the end of the last three seasons, averaging at least 12,000 fans in each of those seasons, during which they boast two sellouts of 18,000-seat Colonial Life Arena.

USA Basketball

At least one Gamecock has donned the red, white and blue for USA Basketball in each of the last four summers, and the group has helped six U.S. teams to gold medals. The streak will continue at least the next four years as head coach Dawn Staley was named the Senior National Team head coach for 2017-20 as the U.S. eyes another Olympic gold medal.

Former Gamecock Tiffany Mitchell got the current four-year string started with her FIBA 3x3 World Cup gold in 2014, which A'ja Wilson and Staley matched with a gold in the FIBA U18 Americas Cup. Staley went on to assist on USA Basketball's FIBA World Cup gold-medal team that year. The next summer, Wilson and Staley claimed the 2015 FIBA U19 World Cup gold. In 2016, Alexis Jennings captured bronze in the FIBA 3x3 World Cup, and Tyasha Harris made the first of her two USA Basketball teams, helping win gold in the FIBA U18 Americas Cup and the U19 team to silver in the 2017 FIBA U19 World Cup. Wilson earned a spot on the USA Basketball U23 team in 2017 before an injury kept her out of international competition. This winter, Wilson was named to the U.S. National Team Pool as well.

2017-18 Roster

No.	Name	Pos.	Ht.	Yr.	Hometown/Last School
0	Victoria Patrick	G	5-8	So.	Orlando, Fla./Edgewater
1	Bianca Cuevas-Moore	G	5-6	Sr.	Bronx, N.Y./Nazareth Regional
2	Te'a Cooper#	G	5-8	R-So.	Powder Springs, Ga./Tennessee
4	Doniyah Cliney	G	6-0	Jr.	Newark, N.J./Malcolm X Shabazz
10	Bianca Jackson	G	5-10	Fr.	Montgomery, Ala./Brewbaker Tech Magnet
11	Lindsey Spann	G	5-6	Sr.	Laurel, Md./Penn State
21	Mikiah Herbert Harrigan	F	6-2	So.	Pembroke Pines, Fla./Flanagan
22	A'ja Wilson	F	6-5	Sr.	Hopkins, S.C./Heathwood Hall
23	LaDazhia Williams	F	6-2	Fr.	Bradenton, Fla./Lakewood Ranch
24	LeLe Grissett	F	6-0	Fr.	Durham, N.C./Hillside
35	Alexis Jennings	F	6-2	R-Jr.	Madison, Ala./Kentucky
52	Tyasha Harris	G	5-10	So.	Noblesville, Ind./Heritage Christian

indicates will sit out 2017-18 due to NCAA transfer rules

Head Coach: Dawn Staley

Assoc. Head Coach: Lisa Boyer; **Assistant Coaches:** Fred Chmiel, Jolette Law



Around the SEC

(through games of 12/18)

	SEC Games			Overall		
	W	L	Pct.	W	L	Pct.
Mississippi State	0	0	.000	11	0	1.000
Tennessee	0	0	.000	11	0	1.000
Missouri	0	0	.000	11	1	.917
South Carolina	0	0	.000	10	1	.909
Georgia	0	0	.000	9	1	.900
Ole Miss	0	0	.000	9	2	.818
Texas A&M	0	0	.000	9	2	.818
Arkansas	0	0	.000	8	3	.727
Alabama	0	0	.000	7	3	.700
Auburn	0	0	.000	7	3	.700
Kentucky	0	0	.000	8	4	.667
LSU	0	0	.000	6	3	.667
Florida	0	0	.000	6	4	.600
Vanderbilt	0	0	.000	3	8	.273

The Staley Era

In her 10th season at South Carolina, head coach Dawn Staley has guided the program to unprecedented success, leading the program to its first No. 1 ranking in both the AP and USA Today/Coaches Poll and first NCAA championship. She also delivered the first SEC regular-season and tournament championships.

The Staley Era (2008-09 through present)

Wins	
30-Win Seasons	3
25-Win Seasons	6
20-Win Seasons	6
Winning Seasons	8

National Rankings

Weeks in the AP Top 25	104
Weeks in the AP Top 10	77
Weeks in the AP Top 3	42
Weeks at AP No. 1	12

Postseason

NCAA Tournament Appearances	6
NCAA Sweet 16s	5
NCAA Final Fours	2
National Championships	1

In the SEC

Regular-Season Championships	4
Regular-Season Top 5 Finishes	7
Tournament Championships	3
Double-Digit Wins	6

Pre-Staley in the SEC (1991-92 through 2007-08)

Wins	
30-Win Seasons	0
25-Win Seasons	1
20-Win Seasons	2
Winning Seasons	7

National Rankings

Weeks in the AP Top 25	32
Weeks in the AP Top 10	6
Weeks in the AP Top 3	0
Weeks at AP No. 1	0

Postseason

NCAA Tournament Appearances	2
NCAA Sweet 16s	1
NCAA Final Fours	0
National Championships	0

In the SEC

Regular-Season Championships	0
Regular-Season Top 5 Finishes	2
Tournament Championships	0
Double-Digit Wins	1

Pre-Staley All-Time (1974-75 through 2007-08)

Wins	
30-Win Seasons	1
25-Win Seasons	3
20-Win Seasons	9
Winning Seasons	21

National Rankings

Weeks in the AP Top 25	130
Weeks in the AP Top 10	31
Weeks in the AP Top 3	6
Weeks at AP No. 1	0

Postseason

NCAA Tournament Appearances	8
NCAA Sweet 16s	3
NCAA Final Fours	0
National Championships	0

In Conference (SEC and Metro 1983-84 thru 1990-91)

Regular-Season Championships	5
Regular-Season Top 5 Finishes	10
Tournament Championships	3
Double-Digit Wins	5

South Carolina's Record When...

	vs. Ranked	SEC	All
Record.....	2-1		10-1
Playing a ranked opponent.....	2-1		2-1
Playing at home	1-0		6-0
Playing on the road	1-0		2-0
Playing at neutral site	0-1		2-1
Leading at half	2-0		10-0
Trailing at half	0-1		0-1
Tied at half			0-0
Playing an overtime game			0-0
0 players score in double figures			0-0
1 player scores in double figures			0-0
2 players score in double figures	1-0		3-0
3 players score in double figures			2-0
4 players score in double figures	1-1		3-1
5 players score in double figures			1-0
More than 5 players in double figures.....			1-0
Starters out-score opponent's starters	2-1		10-1
Opponent's starters score equal/more			0-0
Bench out-scores opponent's bench	1-0		7-0
Opponent's bench scores equal/more.....	1-1		3-1
Shooting 50% or better	1-0		7-0
Shooting between 40-49%	1-1		3-1
Shooting between 30-39%			0-0
Shooting less than 30%			0-0
Opponent shoots 50% or better.....	0-1		0-1
Opponent shoots between 40-49%	1-0		2-0
Opponent shoots between 30-39%	1-0		4-0
Opponent shoots less than 30%			4-0
Shooting better than opponent.....	2-0		10-0
Shooting worse than/equal to opponent.....	0-1		0-1
Having more FTs made than opponent.....	0-1		7-1
Having equal/less FTs made than opponent	2-0		3-0
Out-rebounding opponent.....	2-0		10-0
Having equal/less rebounds than opponent.....	0-1		0-1
Having fewer TOs than opponent.....	1-0		7-0
Having equal or more TOs than opponent.....	1-1		3-1
Attempting more FT than 3FG.....	2-1		10-1
Attempting equal/less FT than 3FG			0-0
Making 5 or more 3FGs.....	1-1		6-1
Making less than 5 3FGs.....	1-0		4-0
Making no 3 FGs.....			0-0
Attempting 15 or more 3FGs.....	1-1		5-1
Attempting less than 15 3FGs			5-0
No South Carolina players foul out.....			9-0
One or more SC players foul out.....	1-1		1-1
No opposing players foul out.....	0-1		5-1
One or more opposing players foul out	1-0		5-0

	vs. Ranked	SEC	All
Assist at least half of field goals made.....	2-1		8-1
Assist on at least 2/3 of field goals made			1-0
Assist on less than half of field goals made.....			2-0
Scoring more pts. in paint than opponent	2-0		10-0
Scoring equal/less pts. in paint than opp.	0-1		0-1
Scoring more pts. off TOs than opponent	2-0		8-0
Scoring equal/less pts. off TOs than opp.	0-1		2-1
Scoring more 2nd-chance pts.	2-0		8-0
Scoring equal/less 2nd-chance pts.....	0-1		2-1
Scoring more fast break pts.....	2-1		8-1
Scoring equal/less fast break pts.....			2-0
Wearing white uniforms.....	1-1		8-1
Wearing black uniforms	1-0		1-0
Wearing garnet uniforms.....			1-0
Playing in November.....	1-1		7-1
Playing in December.....	1-0		3-0
Playing in January.....			0-0
Playing in February.....			0-0
Playing in March.....			0-0
Playing during the day.....	1-0		4-0
Playing at night.....	1-1		6-1
Playing on Sunday.....	1-1		3-1
Playing on Monday.....	1-0		1-0
Playing on Tuesday.....			1-0
Playing on Wednesday.....			0-0
Playing on Thursday.....			2-0
Playing on Friday			2-0
Playing on Saturday.....			1-0
Margin is less than 5 pts.			0-0
Margin is between 5-9.....	1-1		1-1
Margin is between 10-19.....			2-0
Margin is between 20-29.....	1-0		2-0
Margin is between 30-39.....			2-0
Margin is between 40-49.....			0-0
Margin is 50 pts. or more.....			3-0
Having a 20-pt. scorer.....	2-1		8-1
Having a 30-pt. scorer.....	1-1		2-1
Scoring 49 points or less.....			0-0
Scoring 50-59 points.....			0-0
Scoring 60-69 points.....			2-0
Scoring 70-79 points.....	1-0		3-0
Scoring 80-89 points.....	0-1		0-1
Scoring 90-99 points.....	1-0		4-0
Scoring 100 points or more.....			1-0
Opponent scores 49 points or less			5-0
Opponent scores 50-59 points	1-0		2-0
Opponent scores 60-69 points			2-0
Opponent scores 70-79 points			0-0
Opponent scores 80-89 points	1-0		1-0
Opponent scores 90-99 points	0-1		0-1
Opponent scores 100 points or more.....			0-0

2017-18 Team High/Low

South Carolina Highs	South Carolina Lows	Category	Opponent Lows	Opponent Highs
101 vs. Western Carolina, 11/30	66 at Clemson, 11/16	Points in Game	31, Alabama State, 11/10	92, vs. Notre Dame, 11/26
56 vs. Savannah St. (1st), 12/17	26 vs. Rutgers (2nd), 11/24	Points in a Half	10, CofC (1st), 12/5	51, vs. Notre Dame (2nd), 11/26
56 vs. W. Carolina (1st), 11/30				
56 vs. Alabama State (1st), 11/10				
30 vs. Notre Dame (4th), 11/26	6 vs. St. John's (2nd), 11/25	Points in a Quarter	3, Savannah St. (3rd), 12/17	32, at Maryland (4th), 11/13
39 vs. Savannah State, 12/17	26 vs. CofC, 12/5	Field Goals Made	11, Alabama State, 11/10	37, vs. Notre Dame, 11/26
39 vs. Western Carolina, 11/30	26 vs. St. John's, 11/25			
	26 vs. Rutgers, 11/24			
	26 at Clemson, 11/16			
72 vs. Alabama State, 11/10	48 vs. St. John's, 11/25	Field Goal Attempts	50, Savannah State, 12/17	67, vs. Notre Dame, 11/26
	48 vs. Rutgers, 11/24		50, Western Carolina, 11/30	
.582 (39-67) vs. Savannah St., 12/17	.413 (26-63) vs. CofC, 12/5	FG Percentage	.204 (11-54), Alabama St., 11/10	.552 (37-67), vs. Notre Dame, 11/26
.582 (39-67) vs. W. Carolina, 11/30	.413 (26-63) at Clemson, 11/16			
8 at Maryland, 11/13	1 vs. CofC, 12/5	3-Point FG Made	0, Savannah State, 12/17	7, at Maryland, 11/13
	1 vs. Duke, 12/3			
22 at Maryland, 11/13	8 vs. Duke, 12/3	3-Point FG Attempts	6, Savannah State, 12/17	20, Western Carolina, 11/30
			6, at Clemson, 11/16	
.500 (6-12) vs. Wofford, 11/19	.100 (1-10) vs. CofC, 12/5	3-Point FG Percentage	.000 (0-6), Savannah St., 12/17	.556 (5-9), vs. Notre Dame, 11/26
24 at Maryland, 11/13	7 vs. Duke, 12/3	Free Throws Made	5, Western Carolina, 11/30	25, at Maryland, 11/13
	7 at Clemson, 11/16			
33 at Maryland, 11/13	15 vs. Duke, 12/3	Free Throw Attempts	10, Duke, 12/3	29, at Maryland, 11/13
.880 (22-25) vs. Rutgers, 11/24	.412 (7-17) at Clemson, 11/16	FT Percentage	.385 (5-13), W. Carolina, 11/30	.933 (14-15), Wofford, 11/19
52 vs. CofC, 12/5	32 vs. Rutgers, 11/24	Rebounds	22, Western Carolina, 11/30	38, CofC, 12/5
23 vs. Savannah State, 12/17	14 vs. St. John's, 11/25	Assists	2, Savannah State, 12/17	19, vs. Notre Dame, 11/26
	14 vs. Rutgers, 11/24			
21 vs. Alabama State, 11/10	2 vs. St. John's, 11/25	Steals	2, Wofford, 11/19	11, CofC, 12/5
			2, at Maryland, 11/13	
10 vs. CofC, 12/5	3 vs. Duke, 12/3	Blocked Shots	0, Savannah State, 12/17	7, at Clemson, 11/16
10 vs. Alabama State, 11/10				
18 vs. St. John's, 11/25	7 vs. Savannah State, 12/17	Turnovers	12, vs. St. John's, 11/25	29, Alabama State, 11/10
18 vs. Rutgers, 11/24			12, Wofford, 11/19	
			12, at Maryland, 11/13	
25 vs. St. John's, 11/25	9 vs. Duke, 12/3	Fouls	18, Savannah State, 12/17	29, at Maryland, 11/13
			18, Duke, 12/3	
			18, vs. Notre Dame, 11/26	
			18, at Clemson, 11/16	

2017-18 Individual Superlatives

Category	South Carolina	Opponent
Points in Game	34 by A'ja Wilson vs. Notre Dame, 11/26	31 by Kaila Charles, at Maryland, 11/13
Points in a Half	29 by A'ja Wilson vs. Notre Dame, 11/26	27 by Kaila Charles, at Maryland (2nd), 11/13
Points in a Quarter	18 by A'ja Wilson vs. Notre Dame (4th), 11/26	19 by Kaila Charles, at Maryland (4th), 11/13
Field Goals Made	13 by A'ja Wilson Western Carolina, 11/30	9 by Tyler Scaife, vs. Rutgers, 11/24
Field Goal Attempts	20 by A'ja Wilson vs. CofC, 12/5	21 by Tyler Scaife, vs. Rutgers, 11/24
	20 by A'ja Wilson vs. Notre Dame, 11/26	
FG Percentage	.833 (5-6) by Alexis Jennings vs. Wofford, 11/19	.778 (7-9) by Erin Mathias, Duke, 12/3
3-Point FG Made	6 by Lindsey Spann at Clemson, 11/16	4 by Da'Ja Green, Wofford, 11/19
		4 by Blair Watson, at Maryland, 11/13
3-Point FG Attempts	11 by Lindsey Spann vs. Notre Dame, 11/26	10 by Blair Watson, at Maryland, 11/13
3-Point FG Percentage	.857 (6-7) by Lindsey Spann at Clemson, 11/16	.600 (3-5) by Akina Wellere, vs. St. John's, 11/25
Free Throws Made	15 by A'ja Wilson vs. Rutgers, 11/24	14 by Kaila Charles, at Maryland, 11/13
Free Throw Attempts	18 by A'ja Wilson at Maryland, 11/13	15 by Kaila Charles, at Maryland, 11/13
FT Percentage	1.000 (7-7) by M. Herbert Harrigan vs. Savannah St., 12/17	1.000 (4-4) by Kaylee Allen, Savannah State, 12/17
	1.000 (7-7) by Tyasha Harris at Maryland, 11/13	1.000 (4-4) by Alisha Kebbe, vs. St. John's, 11/25
		1.000 (4-4) by Chloe Wanink, Wofford, 11/19
		1.000 (4-4) by Kristen Confroy, at Maryland, 11/13
Rebounds	17 by A'ja Wilson vs. St. John's, 11/25	10 by Jackie Young, vs. Notre Dame, 11/26
		10 by Kayla Charles, vs. St. John's, 11/25
		10 by Kobi Thornton, at Clemson, 11/16
		10 by Kaila Charles, at Maryland, 11/19
Assists	12 by Tyasha Harris vs. Savannah State, 12/17	10 by Tiana England, vs. St. John's, 11/25
Steals	6 by Tyasha Harris vs. Savannah State, 12/17	5 by Darien Huff, CofC, 12/5
	6 by Tyasha Harris vs. Western Carolina, 11/30	
Blocked Shots	5 by A'ja Wilson vs. Rutgers, 11/24	4 by Brianna Fraser, at Maryland, 11/13
	5 by A'ja Wilson vs. Wofford, 11/19	
Turnovers	5 by Tyasha Harris vs. Rutgers, 11/24	9 by Kaylee Allen, Savannah State, 12/17
	5 by A'ja Wilson at Maryland, 11/13	

Gamecock Career Highs

Doniyah Cliney

Pts	15 vs. Alabama State, 11/10/17
FG	5 vs. Alabama State, 11/10/17
FGA	10 vs. Western Carolina, 11/30/17
FG %	1.000 (4-4) vs. Notre Dame, 11/26/17
3FG	2 vs. Notre Dame, 11/26/17
3FGA	4 vs. Western Carolina, 11/30/17
3FG %	1.000 (2-2) vs. Notre Dame, 11/26/17
FT	4, 2x, last vs. Alabama State, 11/10/17
FTA	6, 2x, last vs. UCLA, 12/18/16
FT %	1.000 (4-4) vs. Alabama State, 11/10/17
Reb	9 vs. Clemson, 12/15/16
Off Reb	5 vs. Western Carolina, 11/30/17
Blk	2 vs. Arizona State, 3/19/17
Stl	5 vs. Alabama State, 11/10/17
Asst	6, 2x, last at Kentucky, 2/2/17
Min	37 vs. Duke, 12/3/17

Bianca Cuevas-Moore

Pts	25 vs. Georgia, 1/12/17
FG	10 vs. Georgia, 1/12/17
FGA	17 vs. Georgia, 1/12/17
FG %	.833 (5-6) at Hampton, 12/17/14
3FG	5 at Auburn, 1/5/17
3FGA	7 at Duke, 12/4/16
3FG %	.833 (5-6) at Auburn, 1/5/17
FT	9 at Ole Miss, 2/1/15
FTA	11 at Ole Miss, 2/1/15
FT %	1.000 (6-6), 2x, last at Missouri, 2/19/17
Reb	6, 2x, last at Georgia, 1/26/17
Off Reb	3 vs. Alabama, 1/29/15
Blk	2, 2x, last vs. UConn, 2/8/16
Stl	6 at Texas A&M, 2/23/17
Asst	7 at Auburn, 1/5/17
Min	36, 2x, last at Texas A&M, 2/23/17

LeLe Grissett

Pts	10, 2x, last vs. CofC, 12/5/17
FG	5 at Clemson, 11/16/17
FGA	8 at Clemson, 11/16/17
FG %	.800 (4-5) vs. CofC, 12/5/17
FT	4 vs. Alabama State, 11/10/17
FTA	8 vs. CofC, 12/5/17
FT %	.750 (3-4) vs. St. John's, 11/25/17
Reb	8 at Clemson, 11/16/17
Off Reb	5 at Clemson, 11/16/17
Def Reb	4, 2x, last vs. Savannah State, 12/17/17
Stl	4 vs. Alabama State, 11/10/17
Asst	3 vs. Savannah State, 12/17/17
Min	27 vs. Savannah State, 12/17/17

Tyasha Harris

Pts	20 at Maryland, 11/13/17
FG	6 vs. Savannah State, 12/17/17
FGA	11 at UConn, 2/13/17
FG %	1.000 (3-3) vs. Kentucky, 2/26/17
3FG	3, 3x, last at Maryland, 11/13/17
3FGA	8 at UConn, 2/13/17
3FG %	.750 (3-4) vs. Minnesota, 12/11/16
FT	7 at Maryland, 11/13/17
FTA	8, 2x, last vs. Kentucky, 2/26/17
FT %	1.000 (7-7) at Maryland, 11/13/17
Reb	6 vs. Florida State, 3/27/17
Blk	2 vs. Auburn, 2/9/17
Stl	6, 2x, last vs. Savannah State, 12/17/17
Asst	12 vs. Savannah State, 12/17/17
Min	38 vs. Tennessee, 1/30/17

Mikiah Herbert Harrigan

Pts	21 vs. Savannah State, 12/17/17
FG	7, 3x, last vs. Savannah State, 12/17/17
FGA	11, 2x, last at Texas A&M, 2/23/17
FG %	1.000 (5-5) vs. Vanderbilt, 2/16/17
3FGA	2 vs. Saint Peter's, 11/22/16
FT	7 vs. Savannah State, 12/17/17
FTA	7, 2x, last vs. Savannah State, 12/17/17
FT %	1.000 (7-7) vs. Savannah State, 12/17/17
Reb	10 vs. Georgia, 3/3/17
Off Reb	4 vs. Hampton, 11/20/16
Def Reb	7, 2x, last vs. Wofford, 11/19/17
Blk	4, 2x, last vs. CofC, 12/5/17
Stl	2, 3x, last vs. Rutgers, 11/24/17
Asst	2, 6x, vs. Rutgers, 11/24/17
Min	26 vs. Quinnipiac, 3/25/17

Bianca Jackson

Pts	8, 2x, last vs. St. John's, 11/25/17
FG	4 vs. Alabama State, 11/10/17
FGA	10 vs. Alabama State, 11/10/17
FG %	.600 (3-5) vs. Western Carolina, 11/30/17
3FG	2 vs. St. John's, 11/25/17
3FGA	3, 5x, last vs. Savannah State, 12/17/17
3FG %	.667 (2-3) vs. St. John's, 11/25/17
FT	2, 3x, last vs. Savannah State, 12/17/17
FTA	2, 4x, last vs. Savannah State, 12/17/17
FT %	1.000 (2-2), 3x, last vs. Savannah St., 12/17/17
Reb	10 vs. CofC, 12/5/17
Off Reb	2, 4x, last vs. Savannah State, 12/17/17
Blk	2 vs. Alabama State, 11/10/17
Stl	23 vs. Savannah State, 12/17/17
Asst	7 at Clemson, 11/16/17
Min	34 vs. Duke, 12/3/17

Alexis Jennings

Pts	28 vs. Morehead State, 11/18/15*
Pts (SC)	25 vs. St. John's, 11/25/17
FG	12 vs. Morehead State, 11/18/15*
FG (SC)	10 vs. St. John's, 11/25/17
FGA	15 vs. St. John's, 11/25/17
FG %	.833 (5-6) vs. Wofford, 11/19/17
FT	8 vs. Tennessee State, 12/28/14*
FT (SC)	5, 2x, last vs. Western Carolina, 11/30/17
FTA	12 vs. Tennessee State, 12/28/14*
FTA (SC)	8 vs. Duke, 12/3/17
FT %	.833 (5-6), 2x, last vs. Western Carolina, 11/30/17
Reb	16 vs. Texas A&M, 2/28/16*
Reb (SC)	13, 2x, last vs. Savannah State, 12/17/17
Off Reb	8 vs. Duke, 12/3/17
Def Reb	12 vs. Texas A&M, 2/28/16*
Def Reb (SC)	11 vs. Savannah State, 12/17/17
Blk	6 vs. Oklahoma, 3/21/16*
Blk (SC)	2, 2x, last vs. Wofford, 11/19/17
Stl	3, 2x, last vs. Alabama State, 11/10/17 (includes 1 game while at Kentucky)
Asst	2, 3x, last vs. Savannah St., 12/17/17 (includes 1 game while at Kentucky)
Min	33, 3x, last vs. Duke, 12/3/17 (includes 2 games while at Kentucky)

*indicates career high set at Kentucky

Victoria Patrick

Pts	6 vs. Savannah State, 12/17/17
FG	2 vs. Savannah State, 12/17/17
FGA	9 vs. Savannah State, 12/17/17
3FG	2 vs. Savannah State, 12/17/17
3FGA	9 vs. Savannah State, 12/17/17
FTA	3 at Savannah State, 12/21/16
Reb	2, 5x, last at Clemson, 11/16/17
Stl	2 vs. Saint Peter's, 11/22/16
Asst	2 at Savannah State, 12/21/16
Min	21, 3x, last vs. Savannah State, 12/17/17

Lindsey Spann

Pts	31 vs. Saint Peter's, 11/13/16^
Pts (SC)	20 at Clemson, 11/16/17
FG	13 vs. Saint Peter's, 11/13/16^
FG (SC)	7 at Clemson, 11/16/17
FGA (SC)	14 vs. Notre Dame, 11/26/17
FG %	.778 (7-9) at Clemson, 11/16/17
3FG	7 at Minnesota, 1/3/16^
3FG (SC)	6 at Clemson, 11/16/17
3FGA (SC)	11 vs. Notre Dame, 11/26/17
3FG %	.857 (6-7) at Clemson, 11/16/17
FT	8 vs. Sacred Heart, 12/20/15^
FT (SC)	2 at Maryland, 11/13/17
FTA (SC)	2, 3x, last vs. Notre Dame, 11/26/17
FT %	1.000 (2-2) at Maryland, 11/13/17
Reb	9, 2x, last vs. Marshall, 12/3/16^
Reb (SC)	5 at Maryland, 11/13/17
Asst	8, 2x, last vs. Wofford, 11/19/17 (includes 1 game while at Penn State)
Min	45 vs. Purdue, 1/30/16^
Min (SC)	39 vs. Notre Dame, 11/26/17

^indicates career high set at Penn State

LaDazia Williams

Pts	11 vs. Western Carolina, 11/30/17
FG	4 vs. Western Carolina, 11/30/17
FGA	5, 2x, last vs. Western Carolina, 11/30/17
FG %	.800 (4-5) vs. Western Carolina, 11/30/17
3FG	2 vs. Western Carolina, 11/30/17
3FGA	2 vs. Western Carolina, 11/30/17
3FG %	1.000 (2-2) vs. Western Carolina, 11/30/17
FTA	4 vs. Alabama State, 11/10/17
Reb	8 vs. Western Carolina, 11/30/17
Off Reb	2 vs. Western Carolina, 11/30/17
Def Reb	6 vs. Western Carolina, 11/30/17
Blk	2 vs. Alabama State, 11/10/17
Min	19 vs. Western Carolina, 11/30/17

A'ja Wilson

Pts	34 vs. Notre Dame, 11/26/17
FG	13 vs. Western Carolina, 11/30/17
FGA	20, 2x, last vs. CofC, 12/5/17
FG %	.875 (7-8) vs. Maine, 11/21/16
FT	15 vs. Rutgers, 11/24/17
FTA	18 at Maryland, 11/13/17
FT %	1.000 (14-14) vs. Hampton, 11/20/16
Reb	19, 2x, last vs. Stanford, 3/31/17
Off Reb	8, 2x, last at Maryland, 11/13/17
Def Reb	16 vs. St. John's, 11/25/17
Blk	8, 2x, last vs. Texas A&M, 1/17/16
Stl	5 vs. Vanderbilt, 2/16/17
Asst	5, 2x, last vs. Notre Dame, 11/26/17
Min	39, 2x, last vs. Notre Dame, 11/26/17

The Last Time...

Individual

Scored 50 Points

South Carolina 51, Jocelyn Penn vs. Stetson, 1/4/03
Opponent Never

Scored 40 Points

South Carolina 51, Jocelyn Penn vs. Stetson, 1/4/03
Opponent 46, Cornelia Gayden, LSU, 1/14/95

Scored 30 Points

South Carolina 34, A'ja Wilson vs. Notre Dame, 11/26/17
Opponent 31, Kaila Charles, at Maryland, 11/13/17

Grabbed 20 Rebounds

South Carolina 25, Kelsey Bone vs. Boston University, 12/28/09
Opponent 22, Monique Billings, UCLA, 12/18/16

Grabbed 15 Rebounds

South Carolina 15, A'ja Wilson vs. CofC, 12/5/17
Opponent 22, Monique Billings, UCLA, 12/18/16

Two Players with 20 or More Points

South Carolina A'ja Wilson 26/Mikiah Herbert Harrigan 21 vs. Savannah State, 12/17/17
Opponent Arike Ogunbowale 23/Jackie Young 22, vs. Notre Dame, 11/26/17

Two Players with 10 or More Rebounds

South Carolina A'ja Wilson 15/Bianca Jackson 10 vs. CofC, 12/5/17
Opponent Erica McCall 14/Alanna Smith 12 vs. Stanford, 3/31/17

Had 10 Assists

South Carolina 12, Tyasha Harris vs. Savannah State, 12/17/17
Opponent 10, Curtyce Knox, at Texas A&M, 2/23/17

Had Five Steals

South Carolina 6, Tyasha Harris vs. Savannah State, 12/17/17
Opponent 5, Leanna Odom, at Duke, 12/4/16

Had Five Blocked Shots

South Carolina 5, A'ja Wilson vs. Rutgers, 11/24/17
Opponent 6, Kelsey Lang, at Texas, 12/1/16

Had a Double-Double

South Carolina Tyasha Harris (14 pts/12 assts)/Alexis Jennings (10 pts/13 rebs) vs. Savannah State, 12/17/17
Opponent Jackie Young (22 pts/10 rebs), vs. Notre Dame, 11/26/17

Two Players had a Double-Double

South Carolina Tyasha Harris (14 pts/12 assts)/Alexis Jennings (10 pts/13 rebs) vs. Savannah State, 12/17/17
Opponent Erica McCall (14 pts/14 rebs)/Alanna Smith (14 pts/2 rebs) vs. Stanford, 3/31/17

Three Players had a Double-Double

South Carolina Ashley Bruner (16 pts/12 rebs)/Aleighsa Welch (16 pts/ 11 rebs)/Elem Ibiam (12 pts/10 rebs) vs. Kansas, 3/25/13
Opponent Merlakia Jones (26 pts/10 rebs)/Takilya Davis (19 pts/13 rebs)/DeLisha Milton (14 pts/15 rebs), at Florida, 2/20/94

Had a Triple-Double

South Carolina Alaina Coates (29 pts/16 rebs/10 blks) vs. Winthrop, 12/13/15
Opponent Never

Team

Scored 100 Points

South Carolina 101 vs. Western Carolina, 11/30/17
Opponent 103, Clemson, 11/21/03

Won by 30 or More Points

South Carolina 99-38 (61) vs. Savannah State, 12/17/17
Opponent 66-34 (32), Georgia, 3/4/11

Shot 65% or Better from the Field

South Carolina .652 (45-69) vs. East Tennessee State, 12/19/00
Opponent Never

Shot 60% or Better from the Field

South Carolina .610 (36-59) vs. Quinnipiac, 3/25/17
Opponent .604 (29-48), Vanderbilt, 1/18/01

Shot 50% or Better from the Field

South Carolina .582 (39-67) vs. Savannah State, 12/17/17
Opponent .552 (37-67), vs. Notre Dame, 11/26/17

No Players in Double-Figure Points

South Carolina at Auburn, 1/19/12
Opponent vs. Western Carolina, 11/30/17

Five Players in Double-Figure Points

South Carolina vs. Western Carolina, 11/30/17
Opponent Arkansas, 2/14/10

More Than Five Players in Double-Figure Points

South Carolina 6 vs. Wofford, 11/19/17
Opponent 6 at Georgia, 2/13/03

Faced AP Top-25 Opponent

Win 72-52 vs. No. 14 Duke, 12/3/17
Loss 89-77 vs. No. 20 Kentucky, 3/4/17

Faced AP Top-10 Opponent

Win 67-55 vs. No. 7 Mississippi State, 4/2/17
Loss 85-92 vs. No. 6 Notre Dame, 11/26/17

Faced AP Top-5 Opponent

Win 64-61 vs. No. 4 Mississippi State, 1/23/17
Loss 65-66 vs. No. 2 Notre Dame, 4/5/15

Faced AP No. 1 Team

Win Never
Loss 55-66 at No. 1 UConn, 2/13/17

Overtime Game

Win 58-55 vs. Drexel, 11/28/12
Loss 65-57 at Texas A&M, 1/16/14

Double-Overtime Game

Win 92-91 at Florida State, 2/4/91
Loss 92-94 at Clemson, 11/19/09

South Carolina Was Ranked (AP Poll)

No. 1 2/9/15
Top 5 No. 4, 12/18/17
Top 10 No. 7, 2/20/17
Top 25 No. 13, 12/30/13

South Carolina Single-Quarter Records

Italics indicates set in 2017-18

TEAM

Scoring

Most	Points
1. vs. Saint Peter's, 11/22/16, 1st qtr.	37
2. vs. Arkansas, 1/3/16, 2nd qtr.	35
3. vs. Minnesota, 12/11/16, 2nd qtr.	33
4. vs. Hampton, 11/20/16, 2nd qtr.	32
5. vs. Quinnipiac, 3/25/17, 3rd qtr.	31

Fewest	Points
1. vs. <i>St. John's</i> , 11/25/17, 2nd qtr.	6
vs. Stanford, 3/31/17, 2nd qtr.	6
vs. UCLA, 12/18/16, 1st qtr.	6
4. <i>at Clemson</i> , 11/16/17, 4th qtr.	7
at Mississippi State, 1/24/16, 1st qtr.	7

Fewest Allowed	Points
1. vs. <i>Savannah State</i> , 12/17/17, 3rd qtr.	3
2. vs. <i>CofC</i> , 12/5/17, 2nd qtr.	4
<i>at Clemson</i> , 11/16/17, 1st qtr.	4
vs. <i>Alabama State</i> , 11/10/17, 4th qtr.	4
vs. Mississippi State, 3/5/17, 4th qtr.	4
vs. Saint Peter's, 11/22/16, 4th qtr.	4
vs. Hampton, 11/20/16, 4th qtr.	4
vs. Georgia, 2/18/16, 2nd qtr.	4

Most Allowed	Points
1. <i>at Maryland</i> , 11/13/17, 4th qtr.	32
vs. Kentucky, 2/26/17, 4th qtr.	32
3. vs. Syracuse, 3/25/16, 4th qtr.	30
4. vs. <i>Notre Dame</i> , 11/26/17, 4th qtr.	26
vs. Ohio State, 11/13/15, 1st qtr.	26

Margin of Difference

Lead	Score	Margin
1. vs. Arkansas, 1/3/16, 2nd qtr.	35-9	+26
2. vs. Saint Peter's, 11/22/16, 1st qtr.	37-12	+25
3. at Auburn, 1/5/17, 1st qtr.	29-6	+23
4. vs. <i>Alabama St.</i> , 11/10/17, 2nd qtr.	27-5	+22
vs. Arkansas, 1/3/16, 3rd qtr.	29-7	+22

Deficit	Score	Margin
1. vs. Syracuse, 3/25/16, 4th qtr.	16-30	-14
2. vs. <i>Notre Dame</i> , 11/26/17, 2nd qtr.	10-23	-13
3. <i>at Maryland</i> , 11/13/17, 4th qtr.	21-32	-11
vs. Stanford, 3/31/17, 2nd qtr.	17-6	-11
vs. UConn, 2/8/16, 3rd qtr.	8-19	-11
at Texas A&M, 1/31/16, 2nd qtr.	8-19	-11

Field Goals

Made	FGM
1. vs. Saint Peter's, 11/22/16, 1st qtr.	15
2. vs. <i>Notre Dame</i> , 11/26/17, 4th qtr.	14
vs. Arkansas, 1/3/16, 2nd qtr.	14
4. vs. Quinnipiac, 3/25/17, 3rd qtr.	13
vs. Kentucky, 3/4/17, 1st qtr.	13

Attempts	FGA
1. vs. <i>CofC</i> , 12/5/17, 1st qtr.	22
at Auburn, 1/5/17, 1st qtr.	22
3. vs. <i>Notre Dame</i> , 11/26/17, 4th qtr.	21
vs. <i>Alabama St.</i> , 11/10/17, 2nd qtr.	21
vs. Vanderbilt, 2/16/17, 1st qtr.	21
vs. Tennessee, 1/30/17, 1st	21
vs. Minnesota, 12/11/16, 1st qtr.	21
vs. Saint Peter's, 11/22/16, 1st qtr.	21
vs. Kentucky, 3/5/16, 1st qtr.	21
vs. Ole Miss, 1/28/16, 1st qtr.	21
vs. Ohio State, 11/13/15, 4th qtr.	21

Highest Percentage	FGM-A	Pct
1. vs. Kentucky, 3/5/16, 4th qtr.	11-13	.846
2. vs. Quinnipiac, 3/25/17, 3rd qtr.	13-16	.813
3. vs. Hampton, 12/16/15, 3rd qtr.	8-10	.800
4. vs. LSU, 2/28/16, 2nd qtr.	7-9	.778
5. at Clemson, 11/18/15, 3rd qtr.	9-12	.750

Lowest Percentage	FGM-A	Pct
1. vs. Georgia, 1/12/17, 2nd qtr.	1-12	.083
2. vs. UCLA, 12/18/16, 1st qtr.	2-15	.133
3. vs. Stanford, 3/31/17, 2nd qtr.	2-14	.143
4. vs. UConn, 2/8/16, 3rd qtr.	3-17	.176
5. vs. Georgia, 2/18/16, 1st qtr.	2-11	.182
at Mississippi State, 1/24/16, 1st qtr.	2-11	.182

Lowest Percentage Allowed	FGM-A	Pct
1. vs. <i>CofC</i> , 12/5/17, 2nd qtr.	1-18	.056
vs. <i>St. John's</i> , 11/25/17, 1st qtr.	1-17	.059
3. vs. Vanderbilt, 2/16/17, 4th qtr.	1-16	.063
4. vs. UNC Asheville, 3/17/17, 3rd qtr.	1-15	.067
5. vs. <i>Alabama St.</i> , 11/10/17, 4th qtr.	1-14	.071
at Florida, 1/8/17, 2nd qtr.	1-14	.071

Highest Percentage Allowed	FGM-A	Pct
1. at LSU, 1/15/17, 2nd qtr.	9-12	.750
2. vs. Quinnipiac, 3/25/17, 2nd qtr.	8-11	.727
3. vs. <i>Notre Dame</i> , 11/26/17, 4th qtr.	9-13	.692
vs. Tennessee, 1/30/17, 4th qtr.	9-13	.692
vs. Mississippi St., 1/23/17, 2nd qtr.	9-13	.692

Rebounding

Total	Rebs
1. at Ohio state, 11/14/16, 1st qtr.	20
2. vs. <i>CofC</i> , 12/5/17, 1st qtr.	19
3. vs. <i>Western Carolina</i> , 11/30/17, 2nd qtr.	18
vs. Clemson, 12/15/16, 2nd qtr.	18
vs. Kansas State, 3/20/16, 3rd qtr.	18
at Alabama, 2/22/16, 4th qtr.	18

Margin	Rebs	Margin
1. at Alabama, 2/22/16, 4th qtr.	18-3	+15
2. vs. Clemson, 12/15/16, 2nd qtr.	18-4	+14
3. vs. <i>CofC</i> , 12/5/17, 1st qtr.	19-6	+13
vs. Saint Peter's, 11/22/16, 1st qtr.	16-3	+13
vs. Hampton, 12/16/15, 4th qtr.	15-2	+13

INDIVIDUAL

Scoring

Most	Points
1. Kaela Davis at Auburn, 1/5/17, 1st qtr.	19
2. <i>A'ja Wilson vs. Notre Dame</i> , 11/26/17, 4th qtr.	18
3. Kaela Davis vs. Quinnipiac, 3/25/17, 3rd qtr.	15
Tina Roy vs. Arkansas, 1/3/16, 3rd qtr.	15
5. Kaela Davis vs. Minnesota, 12/11/16, 2nd qtr.	14
Tina Roy vs. Syracuse, 3/25/16, 2nd qtr.	14

Rebounding

Most	Rebs
1. Alaina Coates at Arkansas, 2/5/17, 1st qtr.	9
Alaina Coates at Georgia, 1/26/17, 2nd qtr.	9
3. A'ja Wilson vs. Stanford, 3/31/17, 3rd qtr.	8
A'ja Wilson vs. Mississippi State, 3/5/17, 4th qtr.	8
Alaina Coates vs. Georgia, 1/12/17, 1st qtr.	8
A'ja Wilson at Florida, 1/8/17, 2nd qtr.	8
A'ja Wilson vs. UCLA, 12/18/16, 4th qtr.	8
Alaina Coates vs. Louisville, 11/27/16, 3rd qtr.	8
Alaina Coates vs. Hampton, 11/20/16, 3rd qtr.	8
Alaina Coates vs. Ole Miss, 1/28/16, 2nd qtr.	8

Staley Era Team Records

Italics indicates set in 2017-18

Scoring

Most	Points
1. vs. Savannah State, 12/14/14	111
2. at Alabama, 1/8/15	102
3. vs. <i>Western Carolina, 11/30/17</i>	101
4. vs. Quinnipiac, 3/25/17	100
5. vs. <i>Savannah State, 12/17/17</i>	99
vs. <i>Alabama State, 11/10/17</i>	99
vs. Clemson, 11/20/14	99
vs. Ole Miss, 1/30/14	99
vs. Charleston Southern, 11/9/13	99

Fewest	Points
1. at Stanford, 11/26/10	32
2. vs. Georgia, 3/4/11	34
3. vs. Mississippi State, 3/5/09	39
4. at Georgia, 1/13/13	40
5. at Mississippi State, 2/26/09	41

Fewest Allowed	Points
1. vs. South Carolina State, 12/14/11	21
2. vs. Presbyterian, 11/27/11	24
3. vs. NC Central, 12/1/14	26
vs. SC State, 12/22/13	26
5. vs. NC Central, 12/2/13	27

Most Allowed	Points
1. at Clemson, 11/19/09	94
2. vs. North Carolina, 12/20/09	93
3. vs. <i>Notre Dame, 11/26/17</i>	92
vs. Kentucky, 2/26/17	87
at Connecticut, 2/9/15	87

Margin of Outcome

Victory	Score	Margin
1. vs. Charleston Southern, 11/8/13	99-29	+70
2. vs. <i>Alabama State, 11/10/17</i>	99-31	+68
vs. NC Central, 12/1/14	90-26	+64
4. vs. Savannah State, 12/14/14	111-49	+62
5. vs. <i>Savannah State, 12/17/17</i>	99-38	+61

Defeat	Score	Margin
1. at Stanford, 11/26/10	32-70	-38
2. vs. Georgia, 3/4/11	34-66	-32
3. vs. Stanford, 12/19/08	47-78	-31
4. at Penn State, 11/21/10	48-78	-30
5. vs. Connecticut, 12/28/08	48-77	-29

Field Goals

Made	FGM
1. vs. <i>Savannah State, 12/17/17</i>	39
vs. <i>Western Carolina, 11/30/17</i>	39
vs. Charleston Southern, 11/8/13	39
4. vs. Minnesota, 12/11/16	38
vs. Savannah State, 12/14/14	38
vs. Clemson, 11/20/14	38

Attempts	FGA
1. vs. Penn State, 11/20/11	76
2. at Clemson, 11/19/09	74
3. vs. Tennessee, 1/20/11	73
4. vs. <i>Alabama State, 11/10/17</i>	72
4 other games	72

Highest Percentage (Min. 40 FGA)	FGM-A	Pct
1. vs. Savannah State, 3/20/15	34-53	.642
2. at Alabama, 1/8/15	37-58	.638
3. vs. Kentucky, 2/26/17	34-55	.618
4. vs. Florida State, 3/29/15	30-49	.612
5. vs. Quinnipiac, 3/25/17	36-59	.610

Lowest Percentage (Min. 40 FGA)	FGM-A	Pct
1. at Stanford, 11/26/10	12-55	.218
2. vs. Georgia, 3/4/11	12-52	.231
3. at Florida, 1/20/13	15-64	.234
4. at Kentucky, 2/5/09	13-55	.236
5. at Georgia, 1/2/11	13-54	.241

Lowest %age Allowed (Min. 40 FGA)	FGM-A	Pct
1. vs. South Carolina State, 12/14/11	6-48	.125
2. vs. NC Central, 12/2/13	8-50	.160
3. vs. Charleston Southern, 11/8/13	10-54	.185
4. vs. Arkansas, 3/6/15	11-57	.193
vs. Hampton, 11/22/12	11-57	.193

Highest %age Allowed (Min. 40 FGA)	FGM-A	Pct
1. vs. Connecticut, 12/28/08	35-62	.565
vs. Florida, 1/9/11	26-46	.565
3. vs. Xavier, 11/12/10	34-61	.557
4. at Connecticut, 2/9/15	31-56	.554
5. vs. <i>Notre Dame, 11/26/17</i>	37-67	.552

3-Point Field Goals

Made	3FGM
1. vs. Minnesota, 12/11/16	16
2. at Auburn, 1/5/17	14
3. vs. Kentucky, 3/5/16	12
4. vs. Arkansas, 1/3/16	11
at Alabama, 1/8/15	11

Attempts	3FGA
1. vs. Minnesota, 12/11/16	33
2. vs. Syracuse, 3/25/16	32
3. vs. Penn State, 11/20/11	29
4. at Auburn, 1/5/17	28
vs. College of Charleston, 11/14/13	28
vs. North Carolina, 12/19/10	28

Percentage (Min. 5 3FGA)	3FGM-A	Pct
1. vs. Oregon State, 3/25/14	4-6	.667
vs. Ole Miss, 1/30/14	4-6	.667
vs. Savannah State, 12/28/13	4-6	.667
vs. Western Carolina, 12/29/12	6-9	.667
at Alabama, 1/10/10	8-12	.667
vs. Charlotte, 12/21/08	8-12	.667

Free Throws

Made	FTM
1. vs. Savannah State, 12/14/14	34
vs. Oregon State, 3/25/14	34
3. vs. Missouri, 1/10/16	32
vs. Ole Miss, 1/30/14	32
at Mississippi State, 1/6/12	32

Attempts	FTA
1. at Mississippi State, 1/6/13	50
2. vs. Savannah State, 12/28/13	48
3. vs. Savannah State, 12/14/14	47
4. vs. Missouri, 2/2/14	46
5. vs. Seton Hall, 11/17/13	44
vs. South Carolina State, 12/21/12	44

Percentage (Min. 10 FTA)	FTM-A	Pct
1. vs. Quinnipiac, 3/25/17	18-19	.947
2. at Texas A&M, 2/23/17	15-16	.923
3. vs. Alabama, 1/19/14	10-11	.909
4. at Arkansas, 2/5/17	18-20	.900
5. vs. Auburn, 1/2/09	23-26	.885

Rebounding

Total	Rebs
1. vs. College of Charleston, 11/14/13	62
2. at Florida, 1/20/13	59
3. at Alabama, 2/22/16	58
4. vs. Hampton, 11/22/12	57
5. vs. Savannah State, 12/14/14	56

Margin	Rebs	Margin
1. vs. Savannah State, 12/14/14	56-21	+35
2. vs. Hampton, 12/16/15	52-19	+33
3. at Alabama, 2/7/13	53-24	+29
4. at Alabama, 2/22/16	58-31	+28
vs. Hampton, 12/17/14	48-21	+27

Offensive	Off. Rebs
1. vs. Elon, 11/9/12	29
2. vs. College of Charleston, 11/23/11	27
3. vs. Kansas, 3/25/13	26
at Florida, 1/20/13	26
5. vs. Savannah State, 11/15/12	25
vs. Penn State, 11/20/11	25
at Penn State, 11/21/10	25

Turnovers

Fewest	TOs
1. at Tennessee, 2/2/12	4
2. vs. UNC Asheville, 3/17/17	5
vs. Vanderbilt, 2/16/17	5
vs. CSU Bakersfield, 11/28/15	5
at Clemson, 11/18/15	5
vs. Syracuse, 11/28/14	5
vs. Tennessee, 2/23/15	5
vs. Missouri, 2/28/13	5
vs. Georgia, 3/2/12	5
vs. Ole Miss, 3/3/11	5

Most	TOs
1. at Wake Forest, 12/3/08	32
2. at Ole Miss, 2/25/16	29
vs. Hampton, 11/22/12	29
vs. Kentucky, 1/15/12	29
4. at Kentucky, 1/13/11	28

Assists

1. vs. Minnesota, 12/11/16	29
2. vs. NC Central, 12/1/14	26
3. vs. Winthrop, 12/13/15	25
vs. UNCG, 11/15/15	25
vs. San Diego State, 11/23/14	25
vs. Clemson, 11/20/14	25
vs. Alabama, 1/19/14	25
vs. Charleston Southern, 11/8/13	25

Steals

1. vs. <i>Alabama State, 11/10/17</i>	21
vs. NC Central, 12/1/14	21
vs. Furman, 12/11/11	21
4. vs. San Diego State, 11/23/14	18
5. vs. Saint Peter's, 11/22/16	17
vs. Charleston Southern, 11/8/13	17

Blocked Shots

1. vs. Winthrop, 12/13/15	16
2. vs. Arkansas, 3/6/15	15
3. at Mississippi State, 2/6/14	14
vs. Kentucky, 1/9/14	14
5. at Kentucky, 3/1/15	12
vs. Charleston Southern, 11/8/13	12



Dawn Staley

Head Coach

10th Season at South Carolina Virginia, 1992

When three-time Olympic gold medalist Dawn Staley took the reins of the University of South Carolina women's basketball program on May 10, 2008, the Gamecocks' stature immediately rose not just in the Southeastern Conference but on the national stage as well. Nine seasons later, Staley delivered on those expectations with the program's first NCAA National Championship in 2017. South Carolina is one of seven programs in the nation to be ranked in every Associated Press Top 25 poll since the start of the 2013-14 season, and the Gamecocks boast six straight 25-win seasons, which include four SEC regular-season championships, three SEC Tournament titles, two NCAA Final Four appearances and three other Sweet 16 seasons, the program's first ever No. 1 national ranking and a school-record 34 wins in 2014-15. Staley's success has united every demographic in the state of South Carolina as the Gamecocks' fan base tripled over a span of three seasons, and three times led the nation in home attendance.

While her coaching career is blossoming, Staley is still recognized for her body of work as one of the most decorated participants in United States women's basketball history. The Naismith Memorial Basketball Hall of Fame solidified her legacy with her enshrinement as part of the Class of 2013. The Phoenix Club of Philadelphia established the Dawn Staley Award recognizing the nation's top guard in women's Division I basketball in 2013 as well. Staley was inducted into the Women's Basketball Hall of Fame as part of the Class of 2012 and was one of the final nominees for induction to the U.S. Olympic Hall of Fame the same year. In the summer of 2011, the WNBA recognized her as one of the league's "Top 15," honoring the most influential players in the league's history.

In her 18th season as a head coach, Staley has amassed a 403-161 (.715) record, including her 231-81 (.740) slate in her 10th season at South Carolina. She has led her teams to eight 25-win seasons, a total of 13 postseason appearances and 76 weeks in the Associated Press top 10, including 12 in the No. 1 spot. Also a force in USA Basketball, she was named the U.S. Women's National Team head coach for 2017-20 after leading three other U.S. teams to gold medals – 2015 FIBA U19 World Cup, 2014 FIBA U18 Americas Cup, 2007 Pan Am Games – and serving as an assistant on the Senior National Team 2006-08 and again 2014-16, during which the U.S. claimed gold in the 2014 FIBA World Cup and the 2008 and 2016 Olympic Games.

At the helm of the Gamecocks over the last 10 seasons, Staley has been named National Coach of the Year, a Naismith National Coach of the Year Finalist three times, SEC Coach of the Year three times and BCA Female Coach of the Year. She became the fastest coach to 200 wins in program history, needing just 277 games at South Carolina to do it.

Under Staley's leadership, four Gamecocks have collected eight All-America selections, two have picked up four SEC Player of the Year honors, two have earned SEC Defensive Player of the Year recognition, one has been the SEC 6th Player of the Year and three were named SEC Freshman of the Year. She has coached 10 Gamecocks who earned All-SEC honors 21 times, including 11 first-team selections, and five Gamecocks have been selected in the WNBA Draft, including Alaina Coates who, as the No. 2 pick in 2017, became the highest pick in program history, and three others who earned WNBA All-Rookie Team honors.

On Staley's watch, the Gamecocks are enjoying the most sustained success in program history. After posting back-to-back 25-win seasons in 2011-12 and 2012-13 for the first time in more than 30 years, the 2014-15 team broke the school record with 34 wins. South Carolina won more SEC games than the season before in each of Staley's first seven seasons, culminating in the 2015-16 team recording just the second 16-0 conference record in league history. Staley's 97 SEC wins are more than any other Gamecock coach, accounting for 60.2 percent of the program's total 161 wins over its 26 seasons in the league. She has delivered the only SEC championships in program history, lifting that trophy four times in as many seasons, and she has helped the Gamecocks to six of the program's seven top-four finishes in the SEC. Off the court, Staley's Gamecocks have been active in the community and thriving in the classroom. Every student-athlete who completed her eligibility under Staley at South Carolina has graduated or is on track to graduate, and the team GPA has been over 3.0 for seven of the last eight semesters.

Year-by-Year Coaching Record

Year	School	Record	Conf. Rec.	Conf. Finish	Postseason
2000-01	Temple	19-11	11-5	2nd East	WNIT
2001-02	Temple	20-11	12-4	2nd East	A-10 Tourn. Champ./NCAA 1st Round
2002-03	Temple	14-15	9-7	2nd East	
2003-04	Temple	21-10	14-2	1st East	A-10 Tourn. Champ./NCAA 1st Round
2004-05	Temple	28-4	16-0	1st East*	A-10 Tourn. Champ./NCAA 2nd Round
2005-06	Temple	24-8	12-4	3rd	A-10 Tourn. Champ./NCAA 1st Round
2006-07	Temple	25-8	13-1	2nd	NCAA 2nd Round
2007-08	Temple	21-13	12-2	T-1st	NCAA 1st Round
2008-09	South Carolina	10-18	2-12	11th	
2009-10	South Carolina	14-15	7-9	T-7th	
2010-11	South Carolina	18-15	8-8	T-5th	WNIT 2nd Round
2011-12	South Carolina	25-10	10-6	T-4th	NCAA Sweet 16
2012-13	South Carolina	25-8	11-5	T-4th	NCAA 2nd Round
2013-14	South Carolina	29-5	14-2	1st	NCAA Sweet 16
2014-15	South Carolina	34-3	15-1	T-1st	SEC Tourn. Champ./NCAA Final Four
2015-16	South Carolina	33-2	16-0	1st	SEC Tourn. Champ./NCAA Sweet 16
2016-17	South Carolina	33-4	14-2	1st	SEC Tourn. Champ./NCAA Champ
2017-18	South Carolina	10-1	0-0		
Career	18th season	403-161	196-70		
At SC	10th season	231-81	97-45		

Coaching Highlights

College

- 12 NCAA Tournament Appearances (6 at South Carolina)
- NCAA National Champion (2017)
- 12 20-Win Seasons (6 at South Carolina)
- 5 Regular-Season Conference Titles (SEC 2014, 2015, 2016, 2017; A-10 2008)
- 7 Conference Tournament Titles (SEC 2015, 2016, 2017; A-10 2002, 2004, 2005, 2006)
- 3-time Naismith National Coach of the Year Finalist (2014, 2015, 2016)
- Basketball Times National Coach of the Year (2014)
- 4-time WBCA Region Coach of the Year (Region 3 2014, 2015, 2016; Region 1 2005)
- Five-time Conference Coach of the Year (SEC 2014, 2015, 2016; A-10 2004, 2005)
- Winningest head coach at both Temple and South Carolina

USA Basketball

- Senior National Team Head Coach (2017-20)
- Senior National Team Asst. Coach (2006-08, 2014-16) – Rio Olympics gold medal (2016), FIBA World Championship gold medal (2014), Beijing Olympics gold medal (2008), FIBA Americas Championship gold medal (2007), FIBA World Championship bronze medal (2006)
- U19 National Team Head Coach – FIBA U19 World Championship gold medal (2015)
- U18 National Team Head Coach – FIBA U18 Americas Championship gold medal (2014)
- Pan Am Games Head Coach – Gold medal (2007)

Playing Highlights

U.S. Professional – 11 seasons

- Five-time WNBA All-Star (2001, 2002, 2003, 2005, 2006)
- Two-time ABL All-Star (1997, 1998)
- WNBA All-Decade Team

USA Basketball

- Olympic gold medalist (1996, 2000, 2004)
- Flag bearer for U.S. in Olympic Games Opening Ceremony (2004)
- Two-time USA Basketball Female Athlete of the Year (1994, 2004)

College – Virginia (1989-92)

- Kodak All-America (1990, 1991, 1992)
- Honda-Broderick Cup Award for Collegiate Female Athlete of the Year (1991)
- Two-time ACC Player of the Year (1991, 1992)
- NCAA Tournament MOP (1991)

Other Notables

- Naismith Memorial Basketball Hall of Fame, Class of 2013
- Order of the Palmetto Recipient (2013)
- Women's Basketball Hall of Fame, Class of 2012



2017-18 South Carolina Basketball
South Carolina Season Schedule/Results & Leaders (as of Dec 17, 2017)
All games



RECORD:	OVERALL	HOME	AWAY	NEUTRAL
ALL GAMES	10-1	6-0	2-0	2-1
CONFERENCE	0-0	0-0	0-0	0-0
NON-CONFERENCE	10-1	6-0	2-0	2-1

Date	Opponent	Score	Att. High Points	High Rebounds
11/10/17	ALABAMA STATE	w 99-31	13723 (18)HERBERT HARRIGAN,	(10)WILSON, A'ja
11/13/17	at #15/13 Maryland	w 94-86	8677 (32)WILSON, A'ja	(13)JENNINGS, Alexis
11/16/17	at Clemson	w 66-36	1589 (20)SPANN, Lindsey	(11)WILSON, A'ja
11/19/17	WOFFORD	w 94-60	12471 (16)WILSON, A'ja	(13)WILSON, A'ja
11/24/17	@vs Rutgers	w 78-68	1207 (33)WILSON, A'ja	(10)WILSON, A'ja
11/25/17	@vs St. John's	w 76-58	1537 (25)JENNINGS, Alexis	(17)WILSON, A'ja
11/26/17	@vs #6/6 Notre Dame	85-92 L	1707 (34)WILSON, A'ja	(9)WILSON, A'ja
11/30/17	WESTERN CAROLINA	w 101-43	12020 (29)WILSON, A'ja	(8)WILLIAMS, LaDazhia
12/03/17	#14/16 DUKE	w 72-52	13054 (21)JENNINGS, Alexis	(11)WILSON, A'ja
12/05/17	COLL. OF CHARLESTON	w 69-43	11732 (26)WILSON, A'ja	(15)WILSON, A'ja
12/17/17	SAVANNAH STATE	w 99-38	13345 (26)WILSON, A'ja	(13)JENNINGS, Alexis

* = Conference game

@ = Gulf Coast Showcase (Estero, Fla.)

Attendance Summary	Games	Attend	Avg/Game
Home	6	76345	12724
Away	2	10266	5133
Neutral	3	4451	1484
Total	11	91062	8278



2017-18 South Carolina Basketball
South Carolina Points-Rebounds-Assists (as of Dec 17, 2017)
All games



Opponent	Date	Score		00	04	10	11	21	22	23
				PATRICK,VI	CLINEY,DON	JACKSON,BI	SPANN,LIND	HERBERT HA	WILSON,A'J	WILLIAMS,L
ALABAMA STATE	11/10/17	99-31	w	2-0-1	15-4-2	8-6-3	16-0-3	18-6-0	16-10-2	2-5-0
at #15/13 Maryland	11/13/17	94-86	w	0-0-0	6-3-4	5-0-0	15-5-2	4-3-0	32-12-3	DNP
at Clemson	11/16/17	66-36	w	0-2-1	5-5-1	1-2-7	20-0-2	7-5-0	19-11-1	1-3-0
WOFFORD	11/19/17	94-60	w	3-1-1	10-3-2	7-3-2	12-3-8	12-7-2	16-13-1	0-0-0
vs Rutgers	11/24/17	78-68	w	0-0-0	8-1-1	3-2-2	17-3-1	2-2-2	33-10-3	0-0-0
vs St. John's	11/25/17	76-58	w	0-0-0	5-4-5	8-3-1	5-0-1	4-3-1	17-17-2	1-0-0
vs #6/6 Notre Dame	11/26/17	85-92	L	DNP	12-5-3	4-2-2	10-0-3	2-1-0	34-9-5	DNP
WESTERN CAROLINA	11/30/17	101-43	w	0-1-1	9-7-3	7-4-3	DNP	12-6-0	29-7-0	11-8-0
#14/16 DUKE	12/03/17	72-52	w	3-0-1	6-4-5	4-4-1	DNP	8-1-1	18-11-1	0-0-0
COLL. OF CHARLESTON	12/05/17	69-43	w	3-0-0	0-4-1	6-10-3	DNP	2-3-1	26-15-0	1-2-1
SAVANNAH STATE	12/17/17	99-38	w	6-0-1	4-1-0	5-5-2	DNP	21-3-0	26-3-3	5-1-0

Opponent	Date	Score		24	35	52
				GRISSETT,L	JENNINGS,A	HARRIS,TYA
ALABAMA STATE	11/10/17	99-31	w	6-5-0	7-9-1	9-0-4
at #15/13 Maryland	11/13/17	94-86	w	0-0-1	12-13-0	20-3-9
at Clemson	11/16/17	66-36	w	10-8-1	2-4-1	1-3-4
WOFFORD	11/19/17	94-60	w	8-3-0	13-6-1	13-2-3
vs Rutgers	11/24/17	78-68	w	0-2-0	6-4-1	9-4-4
vs St. John's	11/25/17	76-58	w	3-1-0	25-4-1	8-2-3
vs #6/6 Notre Dame	11/26/17	85-92	L	4-2-0	12-6-0	7-2-5
WESTERN CAROLINA	11/30/17	101-43	w	4-0-0	19-7-1	10-2-10
#14/16 DUKE	12/03/17	72-52	w	4-0-0	21-10-2	8-5-5
COLL. OF CHARLESTON	12/05/17	69-43	w	10-6-3	12-5-1	9-4-7
SAVANNAH STATE	12/17/17	99-38	w	8-6-3	10-13-2	14-4-12



2017-18 South Carolina Basketball
South Carolina Team Game-by-Game Comparison (as of Dec 17, 2017)
All games



Opponent	1st	2nd	Score	Mar	Total FG	FG Pct	3-Pointers	3FG Pct	Free Throws	FT Pct	Rebounds	Assist	T/Over	Block	Steal	Fouls
ALABAMA STATE	56/14	43/17	99-31	+68	37-72/11-54	.514/.204	5-19/3-9	.263/.333	20-28/6-15	.714/.400	48/31	16/9	10/29	10/2	21/3	14/27
#15/13 Maryland	51/36	43/50	94-86	+8	31-67/27-63	.463/.429	8-22/7-18	.364/.389	24-33/25-29	.727/.862	41/36	19/15	12/12	7/5	8/2	19/29
Clemson	37/11	29/25	66-36	+30	26-63/13-52	.413/.250	7-15/2-6	.467/.333	7-17/8-19	.412/.421	49/36	18/8	11/17	5/7	6/5	18/18
WOFFORD	49/34	45/26	94-60	+34	36-65/20-64	.554/.313	6-12/6-19	.500/.316	16-26/14-15	.615/.933	48/27	20/9	12/12	9/1	8/2	19/20
Rutgers	33/26	45/42	78-68	+10	26-48/26-62	.542/.310	4-9/5-15	.444/.333	22-25/11-13	.880/.846	32/29	14/12	18/20	5/4	12/10	16/22
St. John's	28/16	48/42	76-58	+18	26-48/18-58	.542/.310	5-14/5-15	.357/.333	19-26/17-24	.731/.708	39/32	14/11	18/12	4/1	2/6	25/22
#6/6 Notre Dame	38/41	47/51	85-92	(7)	32-65/37-67	.492/.552	6-19/5-9	.316/.556	15-21/13-18	.714/.722	33/35	18/19	16/13	6/2	8/6	19/18
WESTERN CAROLINA	56/15	45/28	101-43	+58	39-67/16-50	.582/.320	4-16/6-20	.250/.300	19-25/5-13	.760/.365	45/22	18/14	12/24	4/2	16/4	13/23
#14/16 DUKE	38/27	34/25	72-52	+20	32-63/22-58	.508/.379	1-8/1-10	.125/.100	7-15/7-10	.467/.700	40/26	16/14	12/13	3/6	7/9	9/18
COLL. OF CHARLESTON	34/10	35/33	69-43	+26	26-63/14-64	.413/.219	1-10/4-11	.100/.364	16-25/11-16	.640/.688	52/38	17/7	17/21	10/1	12/11	14/19
SAVANNAH STATE	56/23	43/15	99-38	+61	39-67/12-50	.582/.240	5-17/0-6	.294/.000	16-23/14-17	.696/.824	38/32	23/2	7/27	5/0	14/7	12/18

Note: Game totals are displayed in the format TEAM/OPPONENT for each category



2017-18 South Carolina Basketball
South Carolina Combined Team Statistics (as of Dec 17, 2017)
All games



RECORD:	OVERALL	HOME	AWAY	NEUTRAL
ALL GAMES	10-1	6-0	2-0	2-1
CONFERENCE	0-0	0-0	0-0	0-0
NON-CONFERENCE	10-1	6-0	2-0	2-1

##	Player	gp-gs	min	avg	Total		3-Point		F-Throw		Rebounds				pf	dq	a	to	blk	stl	pts	avg
					fg-fga	fg%	3fg-fga	3fg%	ft-fga	ft%	off	def	tot	avg								
22	WILSON, A'ja	11-11	299	27.2	99-172	.576	2-5	.400	66-91	.725	35	83	118	10.7	17	0	21	26	30	14	266	24.2
11	SPANN, Lindsey	7-7	202	28.9	33-60	.550	22-40	.550	7-9	.778	1	10	11	1.6	13	0	20	11	1	5	95	13.6
35	JENNINGS, Alexis	11-11	263	23.9	56-87	.644	0-4	.000	27-39	.692	30	51	81	7.4	18	0	11	14	11	10	139	12.6
52	HARRIS, Tyasha	11-10	347	31.5	40-93	.430	7-33	.212	21-26	.808	2	29	31	2.8	18	1	66	27	2	36	108	9.8
21	HERBERT HARRIGAN	11-0	194	17.6	34-64	.531	0-3	.000	24-31	.774	11	29	40	3.6	24	1	7	9	13	6	92	8.4
04	CLINEY, Doniyah	11-11	287	26.1	32-69	.464	7-25	.280	9-14	.643	15	26	41	3.7	24	0	27	21	2	16	80	7.3
10	JACKSON, Bianca	11-4	286	26.0	22-57	.386	7-23	.304	7-8	.875	12	29	41	3.7	23	0	26	13	5	13	58	5.3
24	GRISSETT, LeLe	11-1	121	11.0	21-35	.600	0-0	.000	15-30	.500	14	19	33	3.0	20	0	8	12	2	9	57	5.2
23	WILLIAMS, LaDazhia	9-0	77	8.6	7-20	.350	2-3	.667	5-16	.313	10	9	19	2.1	13	0	1	6	2	2	21	2.3
00	PATRICK, Victoria	10-0	124	12.4	6-31	.194	5-25	.200	0-0	.000	2	2	4	0.4	8	0	6	4	0	3	17	1.7
Team											21	25	46				2					
Total.....		11	2200		350-688	.509	52-161	.323	181-264	.686	153	312	465	42.3	178	2	193	145	68	114	933	84.8
Opponents.....		11	2201		216-642	.336	44-138	.319	131-189	.693	128	216	344	31.3	234	11	120	200	31	65	607	55.2

TEAM STATISTICS	SC	OPP	Date	Opponent	Score	Att.
SCORING	933	607	11/10/17	ALABAMA STATE	w 99-31	13723
Points per game	84.8	55.2	11/13/17	at #15/13 Maryland	w 94-86	8677
Scoring margin	+29.6	-	11/16/17	at Clemson	w 66-36	1589
FIELD GOALS-ATT	350-688	216-642	11/19/17	WOFFORD	w 94-60	12471
Field goal pct	.509	.336	@ 11/24/17	vs Rutgers	w 78-68	1207
3 POINT FG-ATT	52-161	44-138	@ 11/25/17	vs St. John's	w 76-58	1537
3-point FG pct	.323	.319	@ 11/26/17	vs #6/6 Notre Dame	L 85-92	1707
3-pt FG made per game	4.7	4.0	11/30/17	WESTERN CAROLINA	w 101-43	12020
FREE THROWS-ATT	181-264	131-189	12/03/17	#14/16 DUKE	w 72-52	13054
Free throw pct	.686	.693	12/05/17	COLL. OF CHARLESTON	w 69-43	11732
F-Throws made per game	16.5	11.9	12/17/17	SAVANNAH STATE	w 99-38	13345
REBOUNDS	465	344				
Rebounds per game	42.3	31.3				
Rebounding margin	+11.0	-				
ASSISTS	193	120				
Assists per game	17.5	10.9				
TURNOVERS	145	200				
Turnovers per game	13.2	18.2				
Turnover margin	+5.0	-				
Assist/turnover ratio	1.3	0.6				
STEALS	114	65				
Steals per game	10.4	5.9				
BLOCKS	68	31				
Blocks per game	6.2	2.8				
ATTENDANCE	76345	14717				
Home games-Avg/Game	6-12724	2-5133				
Neutral site-Avg/Game	-	3-1484				

* = Conference game
 @ = Gulf Coast Showcase (Estero, Fla.)

Score by Periods	1st	2nd	3rd	4th	Totals
South Carolina	260	216	235	222	933
Opponents	130	123	160	194	607