



2015-16 Women's Basketball SOUTH CAROLINA

Assoc. Media Relations Director: Diana Koval | Office: 803.777.7977 | Cell: 314.369.6050 | Email: dkoval@mailbox.sc.edu | Twitter: @DianaKovalSID
Website: www.GamecocksOnline.com | Twitter: @GamecockWBB | Instagram: @GamecockWBB | Facebook: @GamecockWBB

Game 9

Dec. 16, 2015 • 7 p.m. • Columbia, S.C. • Colonial Life Arena (18,000)

South Carolina Gamecocks
9-0



vs.



Hampton Lady Pirates
1-7

Ranking: 2/2 (AP/Coaches)

Head Coach: Dawn Staley

Record at South Carolina: 164-74 (8th)

Career Record: 336-154 (16th)

Top Scorer: A'ja Wilson (18.4)

Top Rebounder: A'ja Wilson (9.3)

Ranking: --

Head Coach: David Six

Record at Hampton: 147-55 (7th)

Career Record: Same

Top Scorer: Malia Tate-DeFreitas (18.8)

Top Rebounder: Kaylah Lupoe (6.3)

Schedule/Results

Nov. 13	#6/10 Ohio State (SECN+)	W, 88-80
Nov. 15	UNCG (SECN+)	W, 92-44
Nov. 18	at Clemson (ESPN3)	W, 67-41
Nov. 22	at UCLA (Pac-12 Network)	W, 68-65

Waikiki Beach Marriott
Rainbow Wahine Showdown

Nov. 27	vs. #16/18 Arizona State	W, 60-58
Nov. 28	vs. CSU Bakersfield	W, 90-71
Nov. 29	at Hawaii	W, 67-51

Dec. 6	#14/13 Duke (ESPN2)	W, 66-55
Dec. 13	Winthrop (SECN)	W, 86-37
Dec. 16	Hampton (SECN+)	7 p.m.

CresCom Bank Carolinas College Women's Challenge

Dec. 20	vs. East Carolina	1 p.m.
---------	-------------------	--------

Dec. 22	Elon (SECN+)	7 p.m.
Jan. 3	Arkansas* (ESPNU)	3 p.m.
Jan. 7	at Vanderbilt* (SECN^)	9 p.m.
Jan. 10	Missouri* (SECN)	Noon
Jan. 14	at Kentucky* (SECN)	7 p.m.
Jan. 17	Texas A&M* (ESPN2)	1:30 p.m.
Jan. 21	at Auburn* (SECN+)	7 p.m.
Jan. 24	at Mississippi State* (ESPN2)	5 p.m.
Jan. 28	Ole Miss* (SECN+)	7 p.m.
Jan. 31	at Texas A&M* (ESPNU)	6 p.m.
Feb. 4	Kentucky* (SECN)	7 p.m.
Feb. 8	Connecticut (ESPN2)	7 p.m.
Feb. 11	Florida* (SECN+)	7 p.m.
Feb. 15	at Tennessee* (ESPN2)	7 p.m.
Feb. 18	Georgia* (SECN+)	7 p.m.
Feb. 22	at Alabama* (SECN)	7 p.m.
Feb. 25	at Ole Miss* (SECN^)	9 p.m.
Feb. 28	LSU* (ESPN2/U)	TBA

SEC Tournament (Jacksonville, Fla.)

Mar. 2	First Round	TBA
Mar. 3	Second Round	TBA
Mar. 4	Quarterfinals	TBA
Mar. 5	Semifinals	TBA
Mar. 6	Final	TBA

All Times Listed as Eastern and are subject to change
< indicates game played in Myrtle Beach, S.C.
* indicates SEC Game

Game Information

Doors Open: 6 p.m.

Tickets: \$8 Adults, \$4 Youth (17 and under)

Live Stats: GamecocksOnline.com

TV: SEC Network+ (Derek Scott, play-by-play;
Debbie Antonelli, analyst)

Radio: 107.5 The Game (Brad Muller)

Series History

South Carolina Record2-0
In Columbia First Meeting
In Hampton1-0
At Neutral Site1-0
Last Meeting SC 69-49, 12/17/14
First Meeting SC 45-34, 11/22/12
Current Streak Won 2

Last Five Meetings:

Date	Result	Location
12/17/14	W, 69-49	Hampton
11/22/12	W, 45-34	St. Thomas, USVI














Game Notables

- South Carolina looks to improve to 10-0 for the fourth-straight season with the ability to do so against Hampton for the second time in as many seasons. The Gamecocks faced the Lady Pirates on Dec. 27, 2014, in their 10th game of that season as well. This season's nine wins have come against the most challenging opponents of the previous three 9-0 starts with three of the nine victories coming against nationally ranked opponents (#6/10 Ohio State, #16/18 Arizona State and #14/13 Duke) with a fourth win over a team currently climbing the national rankings (UCLA is ranked #19/- this week).
- The Gamecocks have stayed out of foul trouble this season, averaging just 16.4 personal fouls while drawing 21.6 fouls per game. The different shows up most prominently at the free throw line where South Carolina attempts 23.1 per game to just 16.4 per game by opponents.
- After posting the Gamecocks' first triple-double since December 2006 in her last outing, junior center Alaina Coates catapulted up the national statistical rankings. She is fourth in the country in field goal percentage at .671 and 40th in blocked shots per game (2.22). She is one of nine players in the nation to have a triple-double this season, including two other SEC members – Shacobia Barbee (Georgia) and Makayla Epps (Kentucky).

Stat Comparison

HU	SC	
1-7 Overall Record 9-0
1-0 Conference Record 0-0
0-2 Home Record 4-0
1-5 Away Record 3-0
0-0 Neutral Record 2-0
54.2 Points Per Game 76.0
72.8 Opp. Points Per Game 55.8
.350 Field Goal %age464
.443 Opp. Field Goal %age335
.238 3-Pt. Field Goal %age287
.385 Opp. 3-Pt. Field Goal %age331
.624 Free Throw %age630
9.1 FTs Made Per Game 14.6
9.5 Assists Per Game 15.0
+1.3 Turnover Margin +2.6
33.9 Rebounds Per Game 42.9
-8.9 Rebounding Margin +7.9
7.5 Steals Per Game 9.3
2.9 Blocked Shots Per Game 6.7

2015-16 South Carolina Media Roster

0		<p>Shay Colley 5-8 • Fr. • Guard • Brampton, Ontario, Canada <i>CAHL-ee</i></p> <p>PPG 3.1 RPG 2.1 APG 1.1 FG% .360 FT% .625</p>	<p>LAST GAME: 3 pts, 4 rebs, 4 assts vs. Winthrop NOTABLE: Showing good poise off the bench and is solid defensively ... hit three straight shots in 3rd qtr vs CSUB ... helped Canada to silver medal at 2014 FIBA U18 Americas Champs.</p>	<p>Career Highs Pts: 7 vs. UNCG, 11/15/15 Reb: 4 vs. Winthrop, 12/13/15 Ast: 4 vs. Winthrop, 12/13/15 Stl: 3 vs. Winthrop, 12/13/15</p>
1		<p>Bianca Cuevas 5-6 • So. • Guard • Bronx, N.Y. <i>kway-VAAS</i></p> <p>PPG 10.3 RPG 2.3 APG 1.7 FG% .444 FT% .706</p>	<p>LAST GAME: 13 pts, 2 rebs vs. Winthrop NOTABLE: 14th in SEC in FT %age ... 10+ point in 4 of last 5 games, avg. 13.2 pts during the stretch ... Rainbow Wahine Showdown All-Tournament ... 2014 McDonald's All-America.</p>	<p>Career Highs Pts: 21 at Ole Miss, 2/1/15 Reb: 4, 6x, vs. Duke, 12/6/15 Ast: 6 vs. CSUB, 11/28/15 Stl: 4, 2x, vs. Sav. St., 12/14/14</p>
3		<p>Kaydra Duckett 5-8 • So. • Guard • Columbia, S.C. <i>KAY-druh DUCK-it</i></p> <p>PPG 0.5 RPG 0.8 APG 0.8 FG% .200 FT% --</p>	<p>LAST GAME: 2 pts, 2 rebs, 3 assts vs. Winthrop NOTABLE: Logged career-best 15 mins vs. Winthrop, scoring first points of season ... played in 20 games last season ... 2014 SCBCA 3A Player of the Year ... won two HS state titles.</p>	<p>Career Highs Pts: 2, 3x, vs. Winthrop, 12/13/15 Reb: 4 vs. Sav. St., 12/14/14 Ast: 3 vs. Winthrop, 12/13/15 Min: 15 vs. Winthrop, 12/13/15</p>
4		<p>Doniyah Cliney 6-0 • R-Fr. • Guard • Newark, N.J. <i>dawn-YAY CLY-nee</i></p> <p>PPG -- RPG -- APG -- FG% -- FT% --</p>	<p>LAST GAME: DNP – Injury – Right Hand NOTABLE: Is out several weeks following surgery on right hand ... sat out last season, practicing with team in 2nd semester ... good size on the wing ... won two high school state titles.</p>	<p>Career Highs Pts: — Reb: — Ast: — Stl: —</p>
5		<p>Khadijah Sessions 5-8 • Sr. • Guard • Myrtle Beach, S.C. <i>kub-DEE-zhub SESH-uns</i></p> <p>PPG 5.3 RPG 2.8 APG 2.8 FG% .486 FT% .619</p>	<p>LAST GAME: 4 pts, 6 assts vs. Winthrop NOTABLE: Team captain ... handed out at least four assists 4x this season ... scored in double figures 2x this season ... 5th in SEC in steals (2.2) ... shooting 11-of-16 (.688) last 4 games.</p>	<p>Career Highs Pts: 19 vs. Auburn, 2/3/13 Reb: 6 vs. Clemson, 11/20/14 Ast: 8 vs. NC Central, 12/1/14 Stl: 4, 13x, vs. Duke, 12/6/15</p>
22		<p>A'ja Wilson 6-5 • So. • Forward • Hopkins, S.C. <i>A-zhub</i></p> <p>PPG 18.4 RPG 9.3 BPG 3.1 FG% .545 FT% .711</p>	<p>LAST GAME: 28 pts, 11 rebs, 3 blks vs. Duke NOTABLE: Has SEC-best 5 dbl-dbls ... SEC top 5 in ppg, rpg, FG% and bpg ... Avg. 22.5 pts last 4 games ... Rainbow Wahine Showdown MVP ... 1st SC fr. to earn All-America.</p>	<p>Career Highs Pts: 28 vs. Duke, 12/6/15 Reb: 19 at Kentucky, 3/1/15 Blks: 6, 2x, vs. UNCG, 11/15/15 Stl: 3, 4x, vs. C. Mich., 12/20/14</p>
23		<p>Tina Roy 5-11 • Sr. • Guard • Kaplan, La.</p> <p>PPG 4.9 RPG 1.4 APG 2.8 FG% .273 FT% --</p>	<p>LAST GAME: 3 pts, 3 assts vs. Winthrop NOTABLE: Team captain ... started every game this season, entering with just 1 in her career ... tied career high with 5 3s, career-high 17 points at UCLA ... hit clutch 3 late in 3rd quarter vs. OSU.</p>	<p>Career Highs Pts: 17 at UCLA, 11/22/15 Reb: 8 at Miss. St., 2/6/14 Ast: 10 vs. Sav. St., 12/14/14 Stl: 3 vs. Southern Cal, 11/15/14</p>
24		<p>Sarah Imovbich 6-2 • Sr. • Forward • Abuja, Nigeria <i>ih-MOE-vee-o</i></p> <p>PPG 5.3 RPG 5.8 APG 0.1 FG% .704 FT% .400</p>	<p>LAST GAME: 7 pts, 4 rebs vs. Winthrop NOTABLE: Started two games this season ... played 3 seasons at UVA ... averaged a double-double in 2014-15, 10.8 rpg (19th in nation, 1st in ACC) and 12.6 ppg.</p>	<p>Career Highs Pts: 14 vs. UNCG, 11/15/15 Reb: 11 vs. UNCG, 11/15/15 Ast: 1 vs. Winthrop, 12/13/15 Stl: 2, 2x, at Clemson, 11/18/15</p>
25		<p>Tiffany Mitchell 5-9 • Sr. • Guard • Charlotte, N.C.</p> <p>PPG 13.0 RPG 3.1 APG 2.1 FG% .394 FT% .824</p>	<p>LAST GAME: 12 pts, 5 rebs, 3 assts vs. Winthrop NOTABLE: Team captain ... working into form after foot surgery ... 4th in SEC in FT% and 16th in ppg ... on watch lists for Naismith, Wood and Drysdale Awards ... 2x SEC POY, All-America.</p>	<p>Career Highs Pts: 25 vs. Georgia, 2/27/14 Reb: 11, 5x, at Arkansas, 1/2/14 Ast: 9 at SDSU, 11/23/13 Stl: 7 vs. NC Central, 12/1/14</p>
31		<p>Asia Dozier 6-0 • Sr. • Guard/Forward • Columbia, S.C. <i>DOE-zbur</i></p> <p>PPG 3.2 RPG 0.9 APG 1.8 FG% .333 FT% .833</p>	<p>LAST GAME: 9 pts, 2 rebs, 3 assts vs. Winthrop NOTABLE: Two-time team captain... adjusting to new role off the bench after starting 62 of 71 games the last two seasons ... hit 3-of-4 from 3-point range vs. Winthrop.</p>	<p>Career Highs Pts: 16, 2x, at SDSU, 11/23/13 Reb: 10 vs. Elon, 11/9/12 Ast: 6, 3x, vs. UNCG, 11/15/15 Stl: 2, 8x, vs. LSU, 3/7/15</p>
40		<p>Jatarie White 6-4 • So. • Forward • Charlotte, N.C. <i>juh-TAR-ee</i></p> <p>PPG 2.2 RPG 4.1 BPG 0.8 FG% .292 FT% .545</p>	<p>LAST GAME: 4 pts, 9 rebs, 4 blks vs. Winthrop NOTABLE: Solid contributions not always in the box score ... plays calm and smart despite inexperience ... at least 5 rebs 4x this season ... 2014 WBCA, McDonald's All-America.</p>	<p>Career Highs Pts: 11 vs. Clemson, 11/20/14 Reb: 9 vs. Winthrop, 12/13/15 Blk: 4 vs. Winthrop, 12/13/15 Stl: 2 vs. Syracuse, 3/22/15</p>
41		<p>Alaina Coates 6-4 • Jr. • Center • Irmo, S.C. <i>uh-LAY-nuh COATS</i></p> <p>PPG 12.3 RPG 8.1 BPG 2.2 FG% .671 FT% .419</p>	<p>LAST GM: 29 pts, 16 rebs, 10 blks vs. Winthrop NOTABLE: Program's 1st triple-double since 2006 ... 4th in nation with SEC-best FG %age ... 4th in career blocks (146), 8th in career dbl-dbls (25) ... two-time 2nd-Team All-SEC.</p>	<p>Career Highs Pts: 29 vs. Winthrop, 12/13/15 Reb: 17 vs. Kentucky, 1/9/14 Blk: 10 vs. Winthrop, 12/13/15 Min: 32 at UCLA, 11/22/15</p>
44		<p>India Farmer 6-0 • Jr. • Forward • N. Myrtle Beach, S.C.</p> <p>PPG 0.0 RPG 1.0 APG 0.0 FG% .000 FT% --</p>	<p>LAST GAME: 1 reb in 3 min vs. Winthrop NOTABLE: Played in 2 games this season after seeing action in 16 last season, including five SEC and three postseason games ... great team player ... works hard with good attitude.</p>	<p>Career Highs Pts: 3, 2x, vs. Alabama, 1/19/14 Reb: 3 vs. NC Central, 12/2/13 Blk: 2 vs. UNCG, 11/15/15 Stl: 1 at Florida, 1/19/15</p>

Starter

Reserve

Quick Facts

The University

Location: Columbia, S.C.
Founded: 1801
Enrollment: 32,972
Colors: Garnet (PMS 202C) and Black
Nickname: Gamecocks
Conference: Southeastern
President: Dr. Harris Pastides
Athletics Director: Ray Tanner
Facility: Colonial Life Arena (18,000)

Coaching Staff

Head Coach: Dawn Staley
Alma Mater: Virginia, 1992
Overall Record: 336-154 (16th season)
School Record: 164-74 (8th season)
Assoc. Head Coach (Alma Mater):
 Lisa Boyer (Ithaca, 1979)
Assistant Coaches (Alma Mater):
 Nikki McCray-Penson (Tennessee, 1995)
 Fred Chmiel (Excelsior, 2001)

Team Information

2014-15 Record: 34-3
 Home: 16-0 Away: 9-2 Neutral: 9-1
SEC Record (Finish): 15-1 (T-1st)
 Home: 8-0 Away: 7-1
Letterwinners Returning/Lost: 11/3
Starters Returning/Lost: 3/2

Program History

First Year of Women's Basketball: 1974-75
All-Time Record: 744-503 (42nd season)
All-Time SEC Record: 131-200 (23rd season)
NCAA Appearances (Last): 12 (2015)
NCAA Tournament Record: 17-12
2015 NCAA Result: Final Four; L, 65-66,
 Notre Dame; Tampa, Fla.
WNIT Appearances (Last): 4 (2011)
WNIT Record: 3-4

Media Relations

Women's Basketball Contact: Diana Koval
Office: 803.777.7977
Cell: 314.369.6050
Email: dkoval@mailbox.sc.edu
Press Row Phone: 803.777.6182
Athletics Department on the Web
Website: GamecocksOnline.com
Twitter: @GamecocksOnline
Instagram: @GamecocksOnline
Facebook: Facebook.com/GamecocksOnline
YouTube: YouTube.com/GamecocksOnline
Women's Basketball on Twitter
Team: @GamecockWBB
Head Coach: @DawnStaley

Current Gamecock Streaks

	Total	Home	Road	Neut.
Overall	W9	W38	W3	W3
SEC	L1	W18	L1	—
Non-Conference	W9	W22	W3	W3
Ranked Teams	W3	W7	L2	W1

Gamecocks' Five-Second Count

South Carolina is enjoying its most successful period in program history. The 2015 Senior Class set a four-year record with 113 wins and a .813 winning percentage. The 2016 Senior Class has a chance top that number, currently holding a of 97-16, winning 85.8 percent of its contests. Winning consecutive SEC regular-season titles in the last two seasons, South Carolina has not finished outside the SEC's top four in four campaigns.

In the last two seasons, three Gamecocks have earned All-America honors – prior to the 2013-14 season just 12 Gamecocks had captured the title. Seven Gamecocks have earned All-SEC selection in the last two seasons, including three members of the 2015-16 squad.

By the Numbers

- National ranking of the Gamecocks' average attendance this season, 15,065, which is 3,904 ahead of second-place Louisville
- Returning All-Americans on this season's Gamecock roster – Tiffany Mitchell (1st team) and A'ja Wilson (3rd team)
- Blocks needed by junior center Alaina Coates to match Michelle Murray's career mark (148) in third place in program history
- Gamecocks named to the Wooden and Naismith Award Watch Lists – Alaina Coates, Tiffany Mitchell and A'ja Wilson
- Games in which junior center Alaina Coates has shot over 60.0 percent from the field
- Double-doubles by sophomore forward A'ja Wilson, which matches her 2014-15 season total
- Statistical categories in which sophomore forward A'ja Wilson ranks among the SEC's top 10, including two in which she leads the league (blocks per game, double-doubles)
- Gamecocks on this season's roster who were named either McDonald's or Parade All-America in high school
- Years since a Gamecock posted a triple-double before Alaina Coates' 29-point, 16-rebound, 10-block effort against Winthrop (12/13)
- Games on South Carolina's schedule against teams currently ranked in the top 25, including seven against the top 15
- Undefeated teams this season, among which South Carolina has played the seventh-toughest schedule with opponents posting a .521 winning percentage
- Blocked shots by the Gamecocks against Winthrop (12/13), a Dawn Staley-era record
- Points per first quarter scored by the Gamecocks this season, their highest-scoring quarter this season
- Points per game scored by junior center Alaina Coates over the last two games
- Points needed by senior guard Tiffany Mitchell to match Sharon Gilmore's 1,511 career mark in 10th place in program history
- Consecutive AP Top 25 Polls in which the Gamecocks have appeared, closing in on the school record of 62

Hampton Series Notes

The Gamecocks are 2-0 all-time against the Lady Pirates with both contests coming in the last four seasons. South Carolina traveled to Hampton on Dec. 17, 2014, using a hot-shooting second half to push past the home team 69-49. Now-senior guard Tiffany Mitchell matched her career high with six 3-pointers in the game to lead the team with 20 points.

The first meeting between the teams was more of a defensive battle in the 2012 Paradise Jam (Nov. 22). South Carolina shook off tough shooting in the first half

to net 42.1 percent in the second half en route to the 45-34 victory, which saw the Lady Pirates hit just 19.3 percent from the field.

Home Sweet Home

The Gamecocks are riding a 38-game winning streak at Colonial Life Arena into today's game – tied for the longest active home win streak in the nation (matching UConn's 38 and leading Maryland's 30). South Carolina turned in back-to-back perfect seasons, going 16-0 at home in 2013-14 and 2014-15. The Gamecocks' last loss at Colonial Life Arena was a 50-48 decision to No. 14 Texas A&M on Feb. 10, 2013.

Ranked Readings

South Carolina's 10 wins against ranked foes last season set a program record, topping the eight wins of the 1979-80 squad. Of those wins, five came against a top-10 foe.

Gamecocks in the Rankings

(thru games of 12/13)

Team	SEC	NCAA	Actual
Scoring Offense	7	49	76.0
Scoring Defense	9	48	55.8
Scoring Margin	7	24	+20.2
Field Goal Percentage	3	19	.464
Field Goal %age Def.	5	23	.335
3-Point FG %age	11	242	.287
3-Point FG %age Def.	11	253	.331
3-Point FG Made/Gm.	10	231	4.8
Free Throw Percentage	12	292	.630
Rebounding Offense	7	—	42.9
Rebounding Defense	8	—	35.0
Rebounding Margin	7	48	+7.9
Assists	8	81	15.0
Steals	9	98	9.3
Turnover Margin	12	91	+2.6
Turnovers	—	38	13.7
Assist-to-Turnover Ratio	5	44	1.1
Blocked Shots	2	5	6.7
Home Attendance Avg.	1	1	15,065

Alaina Coates	SEC	NCAA	Actual
Scoring	19	—	12.3
Rebounding	7	138	8.1
FG Percentage	1	4	.671
Blocks	2	47	2.2
Off. Rebounds	14	—	3.0
Double-Doubles	6	—	3

Bianca Cuevas	SEC	NCAA	Actual
FT Percentage	14	—	.706

Tiffany Mitchell	SEC	NCAA	Actual
Scoring	16	—	13.0
FT Percentage	4	104	.824
3-Point FGM/Game	15	—	1.7

Khadijah Sessions	SEC	NCAA	Actual
Steals	5	132	2.2

A'ja Wilson	SEC	NCAA	Actual
Scoring	3	57	18.3
Rebounding	3	61	9.3
FG Percentage	5	49	.545
FT Percentage	13	—	.711
Blocks	1	10	3.1
Off. Rebounds	9	—	3.3
Double-Doubles	1	12	5

2015-16 Double-Doubles

Alaina Coates (2)

11/13	Ohio State	17 pts/13 rebs
11/22	at UCLA	12 pts/12 rebs
12/13	Winthrop	29 pts/16 rebs/10 blks

Sarah Imovbioh (1)

11/15	UNCG	14 pts/11 rebs
-------	------	----------------

A'ja Wilson (5)

11/13	Ohio State	20 pts/14 rebs
11/15	UNCG	19 pts/10 rebs
11/22	at UCLA	11 pts/10 rebs
11/27	vs. Arizona State	18 pts/11 rebs
12/6	Duke	28 pts/11 rebs

This season, the Gamecocks have 11 games on the schedule against teams currently ranked in the top 25, including five vs. top-10 entries. South Carolina opened the season with a win over No. 6/10 Ohio State (Nov. 13, 88-80), following that with victories over No. 16/18 Arizona State (Nov. 27, 60-58) and No. 14/13 Duke (Dec. 6, 66-55).

After posting a 17-8 record against ranked opponents since the start of the 2013-14 season, head coach Dawn Staley has a 28-42 mark vs. the nation's best teams during her South Carolina tenure, highlighted by a 16-8 mark when the Gamecocks carry a better ranking than their opponent into the contest.

Identity Search

While South Carolina returns 11 letterwinners from last season's NCAA Final Four team, Gamecock head coach Dawn Staley knows her squad continues to search for its 2015-16 identity. The names may not have changed, but the roles for many key Gamecocks certainly have. Senior Tina Roy, junior Alaina Coates and sophomore A'ja Wilson are all adjusting to regular calls to the starting lineup after coming off the bench for the first years of their careers. Senior guard/forward Asia Dozier is acclimating to her role off the bench after starting the last two seasons and is spending more time in the frontcourt. The Gamecocks are counting on sophomore forward Jatarie White to provide more off the bench. Even senior guard Tiffany Mitchell is still feeling her way into the offense after a long layoff due to August foot surgery as well as embracing her more active leadership role.

Poll Position

South Carolina remains at No. 2 in the nation in both polls this week, marking the 25th-straight time the Gamecocks have been ranked among the nation's top three teams. South Carolina has held a top-10 position in the Associated Press poll for 36 straight weeks and been ranked in the AP top 25 for 60 consecutive weeks (beginning Dec. 10, 2012). The longest ranked streak in school history is 62 weeks – Feb. 27, 1979 through Jan. 9, 1983.

Strength in Numbers

Based on cumulative opponent winning percentage, South Carolina currently has the 24th toughest schedule in the nation. The 26 teams the Gamecocks will face this season have a current winning percentage of .674. Of the 14 undefeated teams, South Carolina has had the seventh-hardest road to its wins as its eight foes have a .521 winning percentage.

With just four home games so far this season, the Gamecocks are ninth in RPI, the second-highest in the SEC, trailing only Georgia in fifth. Kentucky (16) and Missouri (20) are the other SEC schools among the top 25. Three others – Tennessee (28), Florida (36) and Texas A&M (42) – are in the top 50.

Quarter Breakdown

Through 36 quarters so far this season, South Carolina has out-scored its opponent 27 times with the Gamecocks topping their foe by double digits nine times, including twice posting a season-high differential of 19 – 27-8 in the third quarter at Clemson (Nov. 18) and 26-7 in the first quarter against Winthrop (Dec. 6). This season's best second-quarter advantage is 17 (26-9) against UNCG (Nov. 15) and fourth-quarter edge is 12 (26-14) vs. CSUB. South Carolina has shot at least 50.0 percent in 17 quarters this season with a high of 75.0 percent (9-of-12) in the third quarter at Clemson.

Defensively, of the 10 lowest shooting percentage quarters for opposing teams seven have been in the second half, including three of the four lowest.

A more detailed look at the quarter-by-quarter production for the Gamecocks and their opponents.

Qtr.	SC/Opp Avg. Pts	SC/Opp Avg. Rebs	SC/Opp FG%
1	21.3/14.4	11.6/9.3	.456/.340
2	17.0/13.4	10.0/8.1	.470/.354
3	19.8/13.4	11.1/10.2	.462/.306
4	18.2/14.1	10.7/8.6	.488/.321

Individually, sophomore forward A'ja Wilson has turned in the top four quarter point totals for South Carolina, netting double digits in all four led by her 12 in the fourth quarter against #6/10 Ohio State (Nov. 13) and in the third quarter against #14/13 Duke (Dec. 6). Senior guard Tiffany Mitchell has the highest first-quarter scoring total with nine against both CSUB (Nov. 28) and Winthrop (Dec. 13). Wilson's 11 against UNCG (Nov. 15) are the team's best second-quarter production.

Block Party

The Gamecocks blocked a Dawn Staley-era high 16 shots against Winthrop (Dec. 13), led by junior Alaina Coates' single-game school-record 10. In completing the program's first triple-double since Dec. 2006, Coates broke the 38-year-old record of eight set by Jean Walling against SC State on Dec. 7, 1977, and doubled her previous career high of five. Sophomore forward Jatarie White also updated her career high for blocks with four against the Eagles.

Legacy of Leadership

South Carolina has thrived under excellent leadership from its team-selected captains the last few seasons.

2015-16 Awards

Alaina Coates

Naismith Early Season Watch List
Wooden Award Watch List
Preseason All-SEC First Team (Media, Coaches)

Bianca Cuevas

Rainbow Wahine Showdown All-Tournament

Tiffany Mitchell

Naismith Early Season Watch List
USBWA Ann Meyers Drysdale Award Watch List
Wooden Award Watch List
Preseason All-America (AP, Lindy's, Athlon, SI, ESPN)
Preseason All-SEC First Team (Media, Coaches)
Preseason SEC Player of the Year (Media, Coaches)

A'ja Wilson

Naismith Early Season Watch List
USBWA Ann Meyers Drysdale Award Watch List
Wooden Award Watch List
Rainbow Wahine Showdown Tournament MVP
Preseason All-America 2nd Team (Lindy's, SI, ESPN)
Preseason All-America Honorable Mention (AP)
Preseason All-SEC First Team (Media, Coaches)
SEC Player of the Week (Nov. 13-16; Nov. 24-30; Dec. 1-7)

While some thought that area would be a question mark heading into this season, the Gamecocks selected their four returning seniors – Asia Dozier, Tiffany Mitchell, Tina Roy and Khadijah Sessions – as their captains. All but Roy have served in that capacity at least once prior to this season.

Highest Honors

Experts have their eye on three Gamecocks in the running for national player of the year honors – senior guard Tiffany Mitchell, junior center Alaina Coates and sophomore forward A'ja Wilson. South Carolina is in elite company with that many players in the running.

Most recently, the trio appeared on the Naismith Early Season Watch List, which included the 50 best players in the nation. South Carolina was one of three teams with three entries.

The USBWA announced its 20-member watch list for the Ann Meyers Drysdale Award, which included Mitchell and Wilson, putting South Carolina among just three programs with multiple players recognized.

The Wooden Award got the streak going, announcing it's 30-player watch list, which featured all the Gamecocks. South Carolina joined UConn as the only schools with three players selected.

Great Gamecock Fans

The state of South Carolina has rallied around head coach Dawn Staley's program in unprecedented numbers. Average attendance has grown steadily over the last three seasons, culminating in this season's sell-out of the season-ticket allotment – over 11,000. Only single-game, general admission tickets remain available for purchase. And fans are doing that, too.

Gamecocks in 2015-16 National Polls

Poll	Pre	11/16	11/23	11/30	12/7	12/14	12/21	12/28	1/4	1/11	1/18	1/25	2/1	2/8	2/15	2/22	3/1	3/8	3/16	Final
Associated Press	2	2	2	2	2	2														
Coaches	2	2	2	2	2	2														

South Carolina leads the nation in average attendance at 15,065, topping second-place Louisville by more than 3,900. Only three programs average at least 10,000 fans this season – South Carolina, Louisville and Iowa State.

Delving more deeply into the numbers, South Carolina's Colonial Life Arena's capacity of 18,000 makes it the seventh-largest women's basketball venue in the nation. Only two of those are selling over 50 percent of their capacity. Gamecocks fans are filling Colonial Life Arena at 83.69 percent capacity, the highest of any facility seating at least 10,000 and fourth overall.

Prior to 2015-16, the Gamecocks led the nation in average attendance increase in each of the previous two seasons and paced the country in average attendance in 2014-15 at 12,293. South Carolina played in front of over 10,000 fans 15 times that season with 13 of those coming at Colonial Life Arena. The 17,156 fans that turned out for the Jan. 11 game against Kentucky were just shy of the women's basketball record of 17,712 (vs. Clemson, 11/22/02) at the facility.

SEC Active Leaders

The SEC compiled its active leaders in seven statistical categories this week, and five different Gamecocks are among the top 10 in at least one category. Senior Tiffany Mitchell's league-high six entries is not a surprise given the breadth of her resume, but the appearance of sophomore A'ja Wilson at No. 4 on the active blocked shots list, which junior Alaina Coates leads, may catch some observers off guard.

Mitchell headlines the South Carolina entries ranking second in scoring (1,481); third in steals (185), field goals made (498) and 3-pointers made (134); fourth in assists (286) and eighth in rebounding (502). She is the highest-ranking guard on the rebounding list, which includes just one other true perimeter player.

Senior Khadijah Sessions holds seventh in steals (137) and eighth in assists (243). Senior Tina Roy is on the 3-pointers made list, coming in at sixth (112).

Junior Alaina Coates is the league's active leader in blocks (146), sits third in rebounds (643) and ninth in scoring (927).

Preseason Poll Pop

For the second-straight season, South Carolina was ranked No. 2 in both the AP and USA Today Coaches Preseason Poll, which is the best preseason rank in program history. The Gamecocks spent the entire 2014-15 season ranked in the top three in the nation, including 12 weeks at No. 1 – the first-ever No. 1 ranking for the program.

Hometown Hero

Sophomore forward A'ja Wilson has lived up to her billing, both this season being selected to the watch lists for the Wooden, Naismith and the USBWA Ann Meyers Drysdale Awards and last season as the SEC Freshman of the Year, First-Team All-SEC selection and the first Gamecock freshman to earn All-America honors.

This season, Wilson has been the Gamecocks' top scorer six times and top rebounder in five games. She leads the SEC in blocks per game (3.1) and double-doubles (5), categories in which she ranks 10th and 12th in the nation, respectively. Wilson is also among the SEC's top five in scoring (3rd, 18.3), rebounding (3rd, 9.3) and field goal percentage. Named SEC Player of the Week three times in the first four weeks of the season, Wilson has routinely delivered at crunch time – 12 of her 20 points against #6/10 Ohio State (Nov. 13) came in the fourth quarter, including six of the team's 10 in the final 2:35; scoring and rebounding late at UCLA

(Nov. 22) put Gamecocks on top in final 3:00 of tight game; three rebounds in final 18 seconds of tie game vs. #16/18 Arizona State (Nov. 27) led to game-winning free throws with 0.6 seconds to play; 10 points in fourth quarter vs. CSU Bakersfield (Nov. 28) broke open seven-point game heading into the period; and 20 second-half points against Duke included 12 of the team's 16 in the third quarter and six in the final 1:45 of the game.

Mitchell's March

Senior guard Tiffany Mitchell has worked her way into the annual national player of the year conversations over the last two seasons, and expectations are the same this season for the two-time All-American and reigning back-to-back SEC Player of the Year. Ranking among the SEC's best in numerous categories over the last three seasons, Mitchell is steadily moving up various Gamecocks' career charts as well.

Here are a few of the career benchmarks she has a chance to catch:

Category	Current	Chasing	To Go
Points	1,481 (12th)	1,488 (11th)	7
3FG Made	134 (7th)	152 (6th)	18
FT Made	351 (6th)	357 (5th)	6
FT Att.	460 (8th)	474 (7th)	14
Steals	185	212 (10th)	27
Minutes	3,367	3,485 (10th)	118
Games	113	125 (10th)	12

Double-Double Trouble

Junior center Alaina Coates was a dominant force and big reason South Carolina advanced to its first NCAA Final Four last season. Currently ranked sixth in the SEC with two double-doubles this season, Coates is already tied for eighth on the program's career double-doubles list with 25, just seven shy of reaching the program's all-time top five. Ten of her double-doubles have come in SEC play, which rank her second in program history in that category, just one behind the

Team Specialty Stats

South Carolina/Opponent

	Pts. in Paint	Pts. Off TOs	2nd Chance Pts	Fast Break Pts
11/13 OSU	52-20	20-14	21-8	16-9
11/15 UNCG	52-18	29-4	16-10	13-8
11/18 at Clem.	24-16	21-2	22-11	8-0
11/20 at UCLA	30-20	8-17	10-9	4-6
11/27 vs. ASU	42-16	18-20	8-9	2-0
11/28 vs. CSUB	48-20	16-7	7-7	2-0
11/29 at Hawaii	36-18	23-5	12-11	6-0
12/6 Duke	42-24	15-6	18-9	15-6
12/13 Winthrop	50-18	20-9	14-10	19-6
12/16 Hampton				
12/20 vs. ECU				
12/22 Elon				
1/3 Ark.				
1/7 at Vandy				
1/10 Mizzou				
1/14 at UK				
1/17 TAMU				
1/21 at Aub.				
1/24 at MSU				
1/28 Miss.				
1/31 at TAMU				
2/4 UK				
2/8 UConn				
2/11 Fla.				
2/15 at Tenn.				
2/18 Ga.				
2/22 at Ala.				
2/25 at Miss.				
2/28 LSU				
Averages	41.8-18.9	18.8-9.3	14.2-9.3	9.4-3.9

Starters vs. Bench Points

	SC Starters	Opp. Starters	SC Bench	Opp. Bench
11/13 OSU	58	70	30	10
11/15 UNCG	52	33	40	11
11/18 at Clem.	38	33	29	8
11/22 at UCLA	57	55	11	10
11/27 vs. ASU	39	38	21	20
11/28 vs. CSUB	56	47	34	24
11/29 at Hawaii	46	36	21	15
12/6 Duke	64	45	2	10
12/13 Winthrop	55	30	31	7
12/16 Hampton				
12/20 vs. ECU				
12/22 Elon				
1/3 Ark.				
1/7 at Vandy				
1/10 Mizzou				
1/14 at UK				
1/17 TAMU				
1/21 at Aub.				
1/24 at MSU				
1/28 Miss.				
1/31 at TAMU				
2/4 UK				
2/8 UConn				
2/11 Fla.				
2/15 at Tenn.				
2/18 Ga.				
2/22 at Ala.				
2/25 at Miss.				
2/28 LSU				
Averages	51.7	43.0	24.3	12.8



Around the SEC

(Thru 12/13)

	SEC Games			Overall		
	W	L	Pct.	W	L	Pct.
Missouri	0	0	—	10	0	1.000
Kentucky	0	0	—	9	0	1.000
South Carolina	0	0	—	9	0	1.000
Alabama	0	0	—	9	1	.900
Florida	0	0	—	9	1	.900
Georgia	0	0	—	9	1	.900
Mississippi St.	0	0	—	7	1	.875
Vanderbilt	0	0	—	8	2	.800
Tennessee	0	0	—	7	2	.778
Auburn	0	0	—	6	2	.750
Texas A&M	0	0	—	7	3	.700
LSU	0	0	—	6	4	.600
Ole Miss	0	0	—	6	4	.600
Arkansas	0	0	—	3	7	.300

Coming Up

December 16

Winthrop at Auburn, Noon (SECN+)

Tulane at Ole Miss, 7 p.m. (SECN+)

Southern Miss at #9/9 Mississippi St., 8 p.m. (SECN+)

#14/16 Tennessee at #15/14 Stanford, 9 p.m. (ESPNU)

Rankings are listed as AP/ESPN Poll

All Times Eastern; TV Network in ()

school-record 11 by Marsha Williams (1992-93).

Coates ranks among the SEC's top 10 rebounders (7.1/gm) and is the second-best shot blocker (2.2/gm) behind her teammate A'ja Wilson. She is currently fourth in school history with 146 career blocks, the most of any active player in the SEC, and needs just two more to tie for third in program history.

Hawaiian Holiday

Bronx, N.Y., native Bianca Cuevas enjoyed her trip to Hawaii, turning the best three-game stretch of her career in the Waikiki Beach Marriott Rainbow Wahine Showdown. The 5-foot-6 guard averaged 17.0 points, 3.3 rebounds and 2.0 assists while shooting 54.1 percent from the field over the three-game event.

Against Arizona State, 11 of her team-high tying 18 points came in the second half as the Gamecocks rallied from a three-point halftime deficit. She scored the last five points of the third quarter to give South Carolina a 45-42 lead heading into the fourth then netted the first six points of that period as well.

Cuevas' 20 points against CSU Bakersfield was one shy of her career high, came on 8-of-12 shooting and accompanied a career-high six assists.

So Sarah

Senior forward Sarah Imovbioh joined the Gamecocks this season after three campaigns at Virginia, during which she annually ranked among the ACC's top 15 rebounders and top 10 field goal percentage shooters.

Imovbioh's strong rebounding instincts have carried over to the Gamecocks as has her ability to go right back to the basket with an offensive board. She averages 5.3 points and 5.8 rebounds playing just 14.8 minutes

per game this season. Imovbioh's six points and four rebounds early in the fourth quarter against #6/10 Ohio State (Nov. 13) allowed the Gamecocks to hold off and then storm past the Buckeyes in the season opener, and her energy and efficiency early in the second half at Clemson (Nov. 18) sparked a surge that put the game out of reach.

2014-15 Rewind

South Carolina is coming off its most successful season, winning a school-record 34 games, earning its first-ever No. 1 national ranking (holding the position for 12 weeks), repeating as SEC regular-season champions and advancing to the NCAA Final Four for the first time. The Gamecocks also won their first SEC Tournament title in their first appearance in the championship game. Scoring 75.9 points per game, South Carolina ranked 18th in the nation in scoring while maintaining its defensive presence at 12th in the nation, allowing just 54.1 points per game. The Gamecocks' .484 field goal percentage was fourth-best in the nation, and they also ranked among the nation's top 10 in scoring margin (+21.7, 3rd), field goal percentage defense (.349, 10th), rebound margin (+9.6, 10th) and blocked shots (6.3, 7th).

Games Led Team In...

(Tied for team lead in each category included)

Scoring	2015-16	Career	Record
A'ja Wilson	6	21	19-2
Tiffany Mitchell	2	39	37-2
Alaina Coates	1	13	12-1
Bianca Cuevas	1	3	3-0
Tina Roy	1	3	3-0
Khadijah Sessions	0	3	2-1
Asia Dozier	0	2	2-0

Rebounding	2015-16	Career	Record
A'ja Wilson	5	14	13-1
Alaina Coates	3	37	35-2
Sarah Imovbioh	2	2	2-0
Jatarie White	1	1	1-0
Tiffany Mitchell	0	10	9-1

Assists	2015-16	Career	Record
Khadijah Sessions	4	26	24-2
Tina Roy	3	13	13-0
Asia Dozier	2	15	15-0
Tiffany Mitchell	1	30	28-2
Bianca Cuevas	1	9	8-1
Alaina Coates	0	1	1-0

2015-16 Scoring Differentials

Largest lead in a win..... by 52 (84-32), 4th-3:11, vs. Winthrop, 12/13
Largest deficit overcome to win..... by 7 (16-23), 2nd-8:15, vs. Arizona State, 11/27
Largest lead given up in a loss.....
Largest deficit in a loss.....

AP Top 25

(Week of Dec. 14)

1. Connecticut	8-0
2. South Carolina	9-0
3. Notre Dame	9-1
4. Baylor	10-0
5. Texas	8-0
6. Maryland	10-0
7. Oregon State	7-0
8. Kentucky	9-0
9. Mississippi State	7-1
10. Ohio State	6-3
11. Florida State	7-2
12. Northwestern	9-0
13. Duke	7-2
14. Tennessee	7-2
15. Stanford	6-2
16. DePaul	7-3
17. Oklahoma	9-1
18. Texas A&M	7-3
19. UCLA	5-2
20. South Florida	6-2
21. Arizona State	5-3
22. California	7-2
23. Miami (Fla.)	10-0
24. Michigan State	7-2
25. St. John's	8-1

USA Today Coaches Top 25

(Week of Dec. 14)

1. Connecticut	8-0
2. South Carolina	9-0
3. Notre Dame	9-1
4. Baylor	10-0
5. Maryland	10-0
6. Texas	8-0
7. Oregon State	7-0
8. Kentucky	9-0
9. Mississippi State	7-1
10. Florida State	7-2
11. Duke	7-2
12. Ohio State	6-3
13. Northwestern	9-0
14. Stanford	6-2
15. DePaul	7-3
16. Tennessee	7-2
17. Oklahoma	9-1
18. Texas A&M	7-3
19. South Florida	6-2
20. California	7-2
21. Miami (Fla.)	10-0
22. Michigan State	7-2
23. Arizona State	5-3
24. Iowa	8-2
25. Seton Hall	9-1

Miscellaneous Stats

Double-Doubles	2015-16	Career	Record
A'ja Wilson	5	10	9-1
Alaina Coates	3	25	24-1
Sarah Imovbioh	1	1	1-0
Tiffany Mitchell	0	4	4-0

20+ Points	2015-16	Career	Record
A'ja Wilson	3	8	7-1
Bianca Cuevas	1	2	2-0
Tiffany Mitchell	0	13	13-0
Alaina Coates	1	9	8-1

10+ Points	2015-16	Career	Record
Tiffany Mitchell	8	83	74-9
A'ja Wilson	7	36	34-3
Alaina Coates	6	53	50-3
Bianca Cuevas	5	13	13-0
Khadijah Sessions	2	22	21-1
Tina Roy	1	13	11-2
Sarah Imovbioh	1	1	1-0
Asia Dozier	0	13	12-1
Jatarie White	0	2	2-0
Tiffany Davis	0	1	1-0

10+ Rebounds	2015-16	Career	Record
A'ja Wilson	5	10	9-1
Alaina Coates	3	28	27-1
Sarah Imovbioh	2	2	2-0
Tiffany Mitchell	0	7	6-1
Asia Dozier	0	1	1-0

5+ Assists	2015-16	Career	Record
Khadijah Sessions	3	12	12-0
Tiffany Mitchell	1	12	12-0
Asia Dozier	1	9	9-0
Bianca Cuevas	1	6	6-0
Tina Roy	0	5	5-0

5+ Steals	2015-16	Career	Record
Tiffany Mitchell	0	8	8-0
Tiffany Davis	0	1	1-0

5+ Blocks	2015-16	Career	Record
Alaina Coates	1	4	4-0
A'ja Wilson	1	2	1-1

South Carolina's Record When...

	SEC	All		SEC	All
Record.....	0-0	9-0	No South Carolina players foul out	0-0	8-0
Playing a ranked opponent.....	0-0	3-0	One or more SC players foul out.....	0-0	1-0
Playing at home	0-0	4-0	Having 20 or more assists.....	0-0	2-0
Playing on the road	0-0	4-0	Having less than 20 assists.....	0-0	7-0
Playing at neutral site	0-0	1-0	Scoring more pts. in paint than opponent	0-0	9-0
Leading at half	0-0	7-0	Scoring equal/less pts. in paint than opp.	0-0	0-0
Trailing at half	0-0	2-0	Scoring more pts. off TOs than opponent	0-0	7-0
Tied at half	0-0	0-0	Scoring equal/less pts. off TOs than opp.	0-0	2-0
Playing an overtime game	0-0	0-0	Scoring more 2nd-chance pts.	0-0	7-0
0 players score in double figures	0-0	0-0	Scoring equal/less 2nd-chance pts.....	0-0	2-0
1 player scores in double figures	0-0	0-0	Scoring more fast break pts.....	0-0	8-0
2 players score in double figures	0-0	2-0	Scoring equal/less fast break pts.....	0-0	1-0
3 players score in double figures	0-0	3-0	Wearing white uniforms	0-0	5-0
4 players score in double figures	0-0	3-0	Wearing black uniforms	0-0	4-0
5 players score in double figures	0-0	1-0	Wearing pink uniforms	0-0	0-0
More than 5 players in double figures.....	0-0	0-0	Playing in tournaments/classics	0-0	3-0
Starters out-score opponent's starters	0-0	8-0	Playing on live television	0-0	7-0
Opponent's starters score equal/more	0-0	1-0	Playing in November.....	0-0	7-0
Bench out-scores opponent's bench	0-0	8-0	Playing in December	0-0	2-0
Opponent's bench scores equal/more.....	0-0	1-0	Playing in January	0-0	0-0
SC Starters out-score SC Bench.....	0-0	9-0	Playing in February	0-0	0-0
SC Bench out-scores/ties SC Starters	0-0	0-0	Playing in March.....	0-0	0-0
Shooting 50% or better	0-0	3-0	Playing during the day.....	0-0	6-0
Shooting between 40-49%	0-0	5-0	Playing at night	0-0	3-0
Shooting between 30-39%	0-0	1-0	Playing on Sunday.....	0-0	5-0
Shooting less than 30%	0-0	0-0	Playing on Monday.....	0-0	0-0
Opponent shoots 50% or better	0-0	0-0	Playing on Tuesday.....	0-0	0-0
Opponent shoots between 40-49%	0-0	1-0	Playing on Wednesday.....	0-0	1-0
Opponent shoots between 30-39%	0-0	6-0	Playing on Thursday.....	0-0	0-0
Opponent shoots less than 30%	0-0	2-0	Playing on Friday	0-0	2-0
Shooting better than opponent.....	0-0	9-0	Playing on Saturday.....	0-0	1-0
Shooting worse than/equal to opponent	0-0	0-0	Margin is less than 5 pts.	0-0	2-0
Having more FTs made than opponent	0-0	8-0	Margin is between 5-9.....	0-0	1-0
Having equal/less FTs made than opponent	0-0	1-0	Margin is between 10-19.....	0-0	3-0
Out-rebounding opponent.....	0-0	8-0	Margin is 20 pts. or more.....	0-0	3-0
Having equal/less rebounds than opponent	0-0	1-0	Having a 20-pt. scorer.....	0-0	4-0
Having more TOs than opponent	0-0	3-0	Having a 30-pt. scorer.....	0-0	0-0
Having equal or less TOs than opponent.....	0-0	6-0	Scoring 49 points or less.....	0-0	0-0
Attempting more FT than 3FG.....	0-0	6-0	Scoring 50-59 points.....	0-0	0-0
Attempting equal/less FT than 3FG	0-0	3-0	Scoring 60-69 points.....	0-0	5-0
Making 5 or more 3FGs.....	0-0	4-0	Scoring 70-79 points.....	0-0	0-0
Making less than 5 3FGs.....	0-0	5-0	Scoring 80-89 points.....	0-0	2-0
Making no 3 FGs.....	0-0	0-0	Scoring 90-99 points.....	0-0	2-0
Attempting 15 or more 3FGs.....	0-0	4-0	Scoring 100 points or more.....	0-0	0-0
Attempting less than 15 3FGs.....	0-0	5-0			

2015-16 Team High/Low

South Carolina Highs	South Carolina Lows	Category	Opponent Lows	Opponent Highs
92 vs. UNCG, 11/15	60 vs. Arizona State, 11/27	Points in Game	37, Winthrop, 12/13	80, Ohio State, 11/13
53 (1st) vs. UNCG, 11/15	29 (1st) at Hawaii, 11/29	Points in a Half	13 (1st), Winthrop, 12/13	47 (1st), Ohio State, 11/13
30 (1st) vs. Ohio State, 11/13	9 (4th) at Clemson, 11/18	Points in a Quarter	6 (2nd), Winthrop, 12/13	26 (1st), Ohio State, 11/13
35 vs. CSUB, 11/28	23 at Clemson, 11/18	Field Goals Made	14, at Clemson, 11/18	26, Ohio State, 11/13
35 vs. UNCG, 11/15				
69 vs. Ohio State, 11/13	55 at Hawaii, 11/29	Field Goal Attempts	43, at Clemson, 11/18	80, Ohio State, 11/13
.548 (34-62) vs. Winthrop, 12/13	.365 (23-63) at Clemson, 11/18	FG Percentage	.250 (16-64), Winthrop, 12/13	.431 (25-58), vs. CSUB, 11/28
9 vs. Winthrop, 12/13	1 vs. Arizona State, 11/17	3-Point FG Made	1, Winthrop, 12/13	10, Ohio State, 11/13
25 at Clemson, 11/18	10 vs. Duke, 12/6	3-Point FG Attempts	7, at Clemson, 11/18	23, Ohio State, 11/13
.375 (9-24) vs. Winthrop, 12/13	.091 (1-11) vs. Arizona St., 11/27	3-Point FG Percentage	.111 (1-9), Winthrop, 12/13	.444 (8-18), vs. CSUB, 11/28
23 vs. Ohio State, 11/13	11 vs. Arizona State, 11/27	Free Throws Made	4, Winthrop, 12/13	18, Ohio State, 11/13
35 vs. Ohio State, 11/13	12 vs. Winthrop, 12/13	Free Throw Attempts	13, Duke, 12/6	25, at UCLA, 11/22
.875 (14-16) at UCLA, 11/22	.500 (14-28) at Clemson, 11/18	FT Percentage	.267 (4-15), Winthrop, 12/13	.900 (18-20), Ohio State, 11/13
51 vs. Ohio State, 11/13	30 at Hawaii, 11/29	Rebounds	30, vs. CSUB, 11/28	42, Ohio State, 11/13
25 vs. UNCG, 11/15	6 vs. Arizona State, 11/27	Assists	3, Ohio State, 11/13	16, vs. CSUB, 11/28
25 vs. Winthrop, 12/13				
15 vs. UNCG, 11/15	5 vs. CSUB, 11/28	Steals	0, at Clemson, 11/18	13, at UCLA, 11/22
				13, Ohio State, 11/13
16 vs. Winthrop, 12/13	3 vs. Arizona State, 11/27	Blocked Shots	0, at Clemson, 11/18	10, Ohio State, 11/13
21 vs. Arizona State, 11/27	5 vs. CSUB, 11/28	Turnovers	9, at UCLA, 11/22	21, UNCG, 11/15
21 at UCLA, 11/22	5 at Clemson, 11/18			
22 at Hawaii, 11/29	12 vs. CSUB, 11/28	Fouls	16, Winthrop, 12/13	29, Ohio State, 11/13

2015-16 Individual Superlatives

Category	South Carolina	Opponent
Points in Game	29 by Alaina Coates vs. Winthrop, 12/13	36 by Kelsey Mitchell, Ohio State, 11/13
Points in a Half	20 (2nd) by A'ja Wilson vs. Duke, 12/6	21 (2nd) by Kelsey Mitchell, Ohio State, 11/13
Points in a Quarter	12 (3rd) by A'ja Wilson vs. Duke, 12/6 12 (4th) by A'ja Wilson vs. Ohio State, 11/13	13 (4th) by Kelsey Mitchell, Ohio State, 11/13
Field Goals Made	13 by Alaina Coates vs. Winthrop, 12/13	10 by Kelsey Mitchell, Ohio State, 11/13
Field Goal Attempts	19 by A'ja Wilson vs. Duke, 12/6	24 by Kelsey Mitchell, Ohio State, 11/13
FG Percentage	1.00 (3-3) by Shay Colley vs. CSU Bakersfield, 11/28	.667 (6-9) by Kyra Lambert, Duke, 12/6 .667 (6-9) by Destiny King, at Hawaii, 11/29
3-Point FG Made	5 by Tina Roy at UCLA, 11/22	4 by Katie Hemen, vs. Arizona State, 11/27 4 by Ameryst Alston, Ohio State, 11/13 4 by Kelsey Mitchell, Ohio State, 11/13
3-Point FG Attempts	11 by Tina Roy at UCLA, 11/22	9 by Kelsey Mitchell, Ohio State, 11/13
3-Point FG Percentage	.571 (4-7) by Tiffany Mitchell at Clemson, 11/18	.800 (4-5) by Ameryst Alston, Ohio State, 11/13
Free Throws Made	8 by A'ja Wilson vs. Duke, 12/6	12 by Kelsey Mitchell, Ohio State, 11/13
Free Throw Attempts	10 by A'ja Wilson vs. Duke, 12/6 10 by Alaina Coates vs. Ohio State, 11/13	13 by Kelsey Mitchell, Ohio State, 11/13
FT Percentage	1.00 (6-6) by Tiffany Mitchell at UCLA, 11/22	.923 (12-13) by Kelsey Mitchell, Ohio State, 11/13
Rebounds	16 by Alaina Coates vs. Winthrop, 12/13/15	15 by Shayla Cooper, Ohio State, 11/13
Assists	6 by Khadijah Sessions vs. Winthrop, 12/13 6 by Bianca Cuevas vs. CSU Bakersfield, 11/28 6 by Asia Dozier vs. UNCG, 11/15 6 by Tina Roy vs. UNCG, 11/15	6 by Danielle Edwards, at Clemson, 11/18
Steals	4 by Khadijah Sessions vs. Duke, 12/6 4 by Khadijah Sessions at Hawaii, 11/29 4 by Tiffany Mitchell at Clemson, 11/18 4 by Tiffany Mitchell vs. Ohio State, 11/13 4 by Khadijah Sessions vs. Ohio State, 11/13	6 by Jordin Canada, at UCLA, 11/22
Blocked Shots	10 by Alaina Coates vs. Winthrop, 12/13	3 by Azura Stevens, Duke, 12/6 3 by Kelsey Mitchell, Ohio State, 11/13
Turnovers	8 by Tiffany Mitchell vs. Ohio State, 11/13	8 by Shayla Cooper, Ohio State, 11/13

Gamecock Career Highs

Alaina Coates

Pts	29 vs. Winthrop, 12/13/15
FG	13 vs. Winthrop, 12/13/15
FGA	16 vs. Vanderbilt, 1/5/14
FG %	1.000 (7-7) vs. SC St., 12/22/13
FT	11 at San Diego St., 11/23/13
FTA	15 at San Diego St., 11/23/13
FT %	1.000 (10-10) vs. North Carolina, 3/27/15
Reb	17 vs. Kentucky, 1/9/14
Off Reb	7 vs. Kentucky, 1/9/14
Def Reb	13 vs. CSU Northridge, 3/23/14
Blk	10 vs. Winthrop, 12/13/15
Stl	3, 3x, last vs. UNCG, 11/15/15
Asst	3, 3x, last vs. Savannah State, 3/22/15
Min	32 at UCLA, 11/22/15

Shay Colley

Pts	7 vs. UNCG, 11/15/15
FG	3, 2x, last vs. CSUB, 11/28/15
FGA	5, 2x, last at UCLA, 11/22/15
FG %	1.00 (3-3) vs. CSUB, 11/28/15
3FGA	3 vs. Winthrop, 12/13/15
FT	5 at Clemson, 11/18/15
FTA	6 at Clemson, 11/18/15
FT %	.833 (5-6) at Clemson, 11/18/15
Reb	4 vs. Winthrop, 12/13/15
Off Reb	2, 2x, last at UCLA, 11/22/15
Asst	4 vs. Winthrop, 12/13/15
Min	24 vs. Winthrop, 12/13/15

Bianca Cuevas

Pts	21 at Ole Miss, 2/1/15
FG	8 vs. CSUB, 11/28/15
FGA	14 at Georgia, 2/5/15
FG %	.833 (5-6) at Hampton, 12/17/14
3FG	2, 5x, last vs. CSUB, 11/28/15
3FGA	6 vs. Clemson, 11/20/14
3FG %	.667 (2-3) at Hampton, 12/17/14
FT	9 at Ole Miss, 2/1/15
FTA	11 at Ole Miss, 2/1/15
FT %	1.000 (5-5) vs. Syracuse, 3/22/15
Reb	4, 6x, last vs. Duke, 12/6/15
Off Reb	3 vs. Alabama, 1/29/15
Blk	2 vs. NC Central, 12/1/14
Stl	4, 2x, last vs. Savannah State, 12/14/14
Asst	6 vs. CSUB, 11/28/15
Min	29 at Hawaii, 11/29/15

Asia Dozier

Pts	16, 2x, at San Diego St., 11/23/13
FG	6, 2x, last at Alabama, 1/8/15
FGA	13 at San Diego St., 11/23/13
FG %	1.00 (4-4) at Kentucky, 2/14/13
3FG	4, 2x, last vs. Syracuse, 3/22/15
3FGA	10 at San Diego St., 11/23/13
3FG %	1.000 (2-2), 2x, last vs. Savannah St., 12/28/13
FT	4, 3x, last vs. Florida State, 3/29/15
FTA	7 vs. Elon, 11/9/12
FT %	1.000 (4-4), 2x, last vs. Florida State, 3/29/15
Reb	10 vs. Elon, 11/9/12
Off Reb	4 vs. Elon, 11/9/12
Blk	3 at Kentucky, 3/1/15
Stl	2, 8x, last vs. LSU, 3/7/15
Asst	6, 3x, last vs. UNCG, 11/15/15
Min	40 at Arkansas, 1/2/14

Kaydra Duckett

Pts	2, 3x, last vs. vs. Winthrop, 12/13/15
FGA	4 vs. Winthrop, 12/13/15
FT	2 vs. Savannah State, 12/14/14
FTA	2 vs. Savannah State, 12/14/14
FT %	1.000 (2-2) vs. Savannah State, 12/14/14
Reb	4 vs. Savannah State, 12/14/14
Off Reb	2 vs. Savannah State, 12/14/14
Asst	3 vs. Winthrop, 12/13/15
Min	15 vs. Winthrop, 12/13/15

India Farmer

Pts	3, 2x, last vs. Alabama, 1/19/14
FGA	3 vs. NC Central, 12/2/13
3FGA	2 vs. NC Central, 12/2/13
FT	2 at Florida, 1/19/15
FTA	2, 2x, last, at Florida, 1/19/15
FT %	1.000 (2-2) at Florida, 1/19/15
Reb	3 vs. NC Central, 12/2/13
Blk	2 vs. UNCG, 11/15/15
Min	11 vs. NC Central, 12/2/13

Sarah Imovbogh

Pts	14 vs. UNCG, 11/15/15
FG	5 vs. UNCG, 11/15/15
FGA	7 vs. UNCG, 11/15/15
FG %	1.00 (3-3) vs. Winthrop, 12/13/15
FT	4 vs. UNCG, 11/15/15
FTA	8 at Clemson, 11/18/15
FT %	.667 (4-6) vs. UNCG, 11/15/15
Reb	11 vs. UNCG, 11/15/15
Off Reb	5 vs. UNCG, 11/15/15
Stl	2, 2x, last at Clemson, 11/18/15
Min	22 vs. Winthrop, 12/13/15

Tiffany Mitchell

Pts	25 vs. Georgia, 2/27/14
FG	8, 6x, last vs. Florida State, 3/29/15
FGA	17 vs. Tennessee, 1/3/13
FG %	.857 (6-7) vs. Savannah State, 12/14/14
3FG	6, 2x, last at Hampton, 12/17/14
3FGA	8, 2x, last at Hampton, 12/17/14
3FG %	1.000 (6-6) vs. San Diego State, 11/23/14
FT	13 vs. CSU Northridge, 3/23/14
FTA	17 vs. CSU Northridge, 3/23/14
FT %	1.000 (10-10) vs. Georgia, 2/27/14
Reb	11, 5x, last at Arkansas, 1/2/14
Off Reb	6 at Florida, 1/20/13
Blk	3 at Arkansas, 2/19/15
Stl	7 vs. NC Central, 12/1/14
Asst	9 at San Diego State, 11/23/13
Min	40, 2x, last vs. Florida State, 3/29/15

Tina Roy

Pts	17 at UCLA, 11/22/15
FG	6 at UCLA, 11/22/15
FGA	14 at UCLA, 11/22/15
FG %	1.000 (4-4) at Alabama, 1/8/15
3FG	5, 3x, last at UCLA, 11/22/15
3FGA	11 at UCLA, 11/22/15
3FG %	1.000 (3-3) at Alabama, 1/8/15
FT	4 at Southern Cal, 11/25/13
FTA	4, 4x, last vs. Georgia, 2/27/14
FT %	1.000 (4-4) at Southern Cal, 11/25/13
Reb	8 at Mississippi State, 2/6/14
Off Reb	3, 2x, last vs. CSU Northridge, 3/23/14
Blk	2 vs. Mississippi State, 2/6/14
Stl	3 vs. Southern Cal, 11/15/14
Asst	10 vs. Savannah State, 12/14/14
Min	37 at UCLA, 11/22/15

Khadijah Sessions

Pts	19 vs. Auburn, 2/3/13
FG	6, 2x, last vs. Seton Hall, 11/17/13
FGA	15 at Missouri, 2/28/13
FG %	.833 (5-6) vs. LSU, 2/12/15
3FG	3, 4x, last vs. LSU, 3/7/15
3FGA	6, 3x, last vs. Kentucky, 1/11/15
3FG %	1.00 (3-3) at Kentucky, 2/20/14
FT	8 vs. Auburn, 2/3/13
FTA	12 vs. Missouri, 2/2/14
FT %	1.00 (5-5) at Kentucky, 2/20/14
Reb	6 vs. Clemson, 11/20/14
Off Reb	3, 2x, last vs. Arizona State, 11/27/15
Stl	4, 13x, last vs. Duke, 12/6/15
Asst	8 vs. NC Central, 12/1/14
Min	37, 2x, last vs. Duke, 12/6/15

Jatarie White

Pts	11 vs. Clemson, 11/20/14
FG	5 vs. Clemson, 11/20/14
FGA	12 vs. Clemson, 11/20/14
FG %	.600 (3-5) vs. San Diego State, 11/23/14
FT	2, 5x, last at UCLA, 11/22/15
FTA	4 at Florida, 1/19/15
FT %	1.000 (2-2) at UCLA, 11/22/15
Reb	9 vs. Winthrop, 12/13/15
Off Reb	4 at Clemson, 11/18/15
Def Reb	8 vs. Winthrop, 12/13/15
Blk	4 vs. Winthrop, 12/13/15
Stl	2 vs. Syracuse, 3/22/15
Asst	2, 4x, last at Clemson, 11/18/15
Min	22 vs. San Diego St., 11/23/14

A'ja Wilson

Pts	28 vs. Duke, 12/6/15
FG	10, 2x, last vs. Duke, 12/6/15
FGA	19 vs. Duke, 12/6/15
FG %	.800 (8-10) vs. Savannah State, 12/14/14
FT	11 vs. LSU, 2/12/15
FTA	15 vs. LSU, 2/12/15
FT %	1.00 (5-5) vs. Miss. St., 2/26/15
Reb	19 at Kentucky, 3/1/15
Off Reb	6, 2x, last vs. Duke, 12/6/15
Def Reb	14 at Kentucky, 3/1/15
Blk	6, 2x, last vs. UNCG, 11/15/15
Stl	3, 4x, last vs. Central Michigan, 12/20/14
Asst	4 vs. CSUB, 11/28/15
Min	33 at Kentucky, 3/1/15

The Last Time...

Individual

Scored 50 Points

South Carolina 51, Jocelyn Penn vs. Stetson, 1/4/03
Opponent Never

Scored 40 Points

South Carolina 51, Jocelyn Penn vs. Stetson, 1/4/03
Opponent 46, Cornelia Gayden, LSU, 1/14/95

Scored 30 Points

South Carolina 30, Ieasia Walker vs. Clemson, 11/18/10
Opponent 36, Kelsey Mitchell, Ohio State, 11/13/15

Grabbed 20 Rebounds

South Carolina 25, Kelsey Bone vs. Boston University, 12/28/09
Opponent 24, Courtney Paris, Oklahoma, 12/30/07

Grabbed 15 Rebounds

South Carolina 16, Alaina Coates vs. Winthrop, 12/13/15
Opponent 15, Shayla Cooper, Ohio State, 11/13/15

Two Players with 20 or More Points

South Carolina A'ja Wilson 26/Bianca Cuevas 20 vs. CSU Bakersfield, 11/28/15
Opponent Kelsey Mitchell 36/Ameryst Alston 23, Ohio State, 11/13/15

Two Players with 10 or More Rebounds

South Carolina Alaina Coates 12/A'ja Wilson 10 at UCLA, 11/22/15
Opponent Shela Boykin 12/Danielle Ballard 12, LSU, 2/12/15

Had 10 Assists

South Carolina 10, Tina Roy vs. Savannah State, 12/14/14
Opponent 11, Marneshia Richard, Mississippi State, 1/21/07

Had Five Steals

South Carolina 5, Tiffany Mitchell at Arkansas, 2/19/15
Opponent 6, Jordin Canada, at UCLA, 11/22/15

Had Five Blocked Shots

South Carolina 10, Alaina Coates vs. Winthrop, 12/13/15
Opponent 5, Breanna Stewart, at UConn, 2/9/15

Had a Double-Double

South Carolina Alaina Coates (29 pts/16 rebs/10 blks) vs. Winthrop, 12/13/15
Opponent Stephanie Mavunga (10 pts/13 rebs), North Carolina, 3/27/15

Two Players had a Double-Double

South Carolina Alaina Coates (12 pts/12 rebs)/A'ja Wilson (11 pts/10 rebs) at UCLA, 11/22/15
Opponent Sheila Boykin (12 pts/12 rebs)/Danielle Ballard (16 pts/12 rebs), LSU, 2/12/15

Three Players had a Double-Double

South Carolina Ashley Bruner (16 pts/12 rebs)/Aleighsa Welch (16 pts/ 11 rebs)/Elem Ibiam (12 pts/10 rebs) vs. Kansas, 3/25/13
Opponent Merlakia Jones (26 pts/10 rebs)/Takilya Davis (19 pts/13 rebs)/DeLisha Milton (14 pts/15 rebs), at Florida, 2/20/94

Had a Triple-Double

South Carolina Alaina Coates (29 pts/16 rebs/10 blks) vs. Winthrop, 12/13/15
Opponent Never

Team

Scored 100 Points

South Carolina 102 at Alabama, 1/8/15
Opponent 103, Clemson, 11/21/03

Won by 30 or More Points

South Carolina 86-37 (49) vs. Winthrop, 12/13/15
Opponent 66-34 (32), Georgia, 3/4/11

Shot 65% or Better from the Field

South Carolina .652 (45-69) vs. East Tennessee State, 12/19/00
Opponent Never

Shot 60% or Better from the Field

South Carolina .612 (30-49) vs. Florida State, 3/29/15
Opponent .604 (29-48), Vanderbilt, 1/18/01

Shot 50% or Better from the Field

South Carolina .548 (34-62) vs. Winthrop, 12/13/15
Opponent .554 (31-56), at UConn, 2/9/15

No Players in Double-Figure Points

South Carolina at Auburn, 1/19/12
Opponent at Georgia, 2/5/15

Five Players in Double-Figure Points

South Carolina vs. UNCG, 11/15/15
Opponent Arkansas, 2/14/10

More Than Five Players in Double-Figure Points

South Carolina 6 vs. Syracuse, 3/22/15
Opponent 6 at Georgia, 2/13/03

Faced AP Top-25 Opponent

Win 66-55 vs. No. 14 Duke, 12/6/15
Loss 56-67 at No. 13 Kentucky, 3/1/15

Faced AP Top-10 Opponent

Win 88-80 vs. No. 6 Ohio State, 11/13/15
Loss 87-62 at No. 2 UConn, 2/9/15

Faced AP Top-5 Opponent

Win 62-46 vs. No. 5 Tennessee, 3/8/15
Loss 87-62 at No. 2 UConn, 2/9/15

Faced AP No. 1 Team

Win Never
Loss 49-53 vs. No. 1 Stanford, 12/19/12

Overtime Game

Win 58-55 vs. Drexel, 11/28/12
Loss 65-57 at Texas A&M, 1/16/14

Double-Overtime Game

Win 92-91 at Florida State, 2/4/91
Loss 92-94 at Clemson, 11/19/09

South Carolina Was Ranked (AP Poll)

No. 1 2/9/15
Top 10 No. 2, 12/14/15
Top 25 No. 2, 12/14/15

Staley Era Team Records

Italics indicates set in 2015-16

Scoring

Most	Points
1. vs. Savannah State, 12/14/14	111
2. at Alabama, 1/8/15	102
3. vs. Clemson, 11/20/14	99
vs. Ole Miss, 1/30/14	99
vs. Charleston Southern, 11/8/13	99

Fewest	Points
1. at Stanford, 11/26/10	32
2. vs. Georgia, 3/4/11	34
3. vs. Mississippi State, 3/5/09	39
4. at Georgia, 1/13/13	40
5. at Mississippi State, 2/26/09	41

Fewest Allowed	Points
1. vs. South Carolina State, 12/14/11	21
2. vs. Presbyterian, 11/27/11	24
3. vs. NC Central, 12/1/14	26
vs. SC State, 12/22/13	26
5. vs. NC Central, 12/2/13	27

Most Allowed	Points
1. at Clemson, 11/19/09	94
2. vs. North Carolina, 12/20/09	93
3. at Connecticut, 2/9/15	87
4. vs. Xavier, 11/12/10	84
5. at Tennessee, 2/17/11	82
at Florida, 2/22/09	82

Margin of Outcome

Victory	Score	Margin
1. vs. Charleston Southern, 11/8/13	99-29	+70
2. vs. NC Central, 12/1/14	90-26	+64
3. vs. Savannah State, 12/14/14	111-49	+62
4. vs. Clemson, 11/20/14	99-41	+58
5. vs. NC Central	79-27	+52

Defeat	Score	Margin
1. at Stanford, 11/26/10	32-70	-38
2. vs. Georgia, 3/4/11	34-66	-32
3. vs. Stanford, 12/19/08	47-78	-31
4. at Penn State, 11/21/10	48-78	-30
5. vs. Connecticut, 12/28/08	48-77	-29

Field Goals

Made	FGM
1. vs. Charleston Southern, 11/8/13	39
2. vs. Savannah State, 12/14/14	38
vs. Clemson, 11/20/14	38
4. at Alabama, 1/8/15	37
vs. Central Michigan, 12/20/14	37

Attempts	FGA
1. vs. Penn State, 11/20/11	76
2. at Clemson, 11/19/09	74
3. vs. Tennessee, 1/20/11	73
4. vs. Central Michigan, 12/20/14	72
vs. Clemson, 11/20/14	72
vs. Kansas, 3/25/13	72

Highest Percentage (Min. 40 FGA)	FGM-A	Pct
1. vs. Savannah State, 3/20/15	34-53	.642
2. at Alabama, 1/8/15	37-58	.638
3. vs. Florida State, 3/29/15	30-49	.612
4. vs. Charleston Southern, 11/8/13	39-64	.609
5. vs. Ole Miss, 1/30/14	31-51	.608

Lowest Percentage (Min. 40 FGA)	FGM-A	Pct
1. at Stanford, 11/26/10	12-55	.218
2. vs. Georgia, 3/4/11	12-52	.231
3. at Florida, 1/20/13	15-64	.234
4. at Kentucky, 2/5/09	13-55	.236
5. at Georgia, 1/2/11	13-54	.241

Lowest Percentage Allowed	FGM-A	Pct
1. vs. South Carolina State, 12/14/11	6-48	.125
2. vs. NC Central, 12/2/13	8-50	.160
3. vs. Charleston Southern, 11/8/13	10-54	.185
4. vs. Arkansas, 3/6/15	11-57	.193
vs. Hampton, 11/22/12	11-57	.193

Highest Percentage Allowed	FGM-A	Pct
1. vs. Connecticut, 12/28/08	35-62	.565
vs. Florida, 1/9/11	26-46	.565
3. vs. Xavier, 11/12/10	34-61	.557
4. at Connecticut, 2/9/15	31-56	.554
5. at Kentucky, 1/13/11	30-55	.545

3-Point Field Goals

Made	3FGM
1. at Alabama, 1/8/15	11
2. vs. Winthrop, 12/13/15	9
at Hampton, 12/17/14	9
vs. Syracuse, 11/28/14	9
vs. San Diego State, 11/23/14	9
Seven other times	9

Attempts	3FGA
1. vs. Penn State, 11/20/11	29
2. vs. College of Charleston, 11/14/13	28
vs. North Carolina, 12/19/10	28
4. vs. Syracuse, 11/28/14	26
5. at Clemson, 11/18/15	25
vs. Savannah State, 11/15/12	25
at Ole Miss, 1/16/11	25

Percentage (Min. 5 3FGA)	3FGM-A	Pct
1. vs. Oregon State, 3/25/14	4-6	.667
vs. Ole Miss, 1/30/14	4-6	.667
vs. Savannah State, 12/28/13	4-6	.667
vs. Western Carolina, 12/29/12	6-9	.667
at Alabama, 1/10/10	8-12	.667
vs. Charlotte, 12/21/08	8-12	.667

Free Throws

Made	FTM
1. vs. Savannah State, 12/14/14	34
vs. Oregon State, 3/25/14	34
3. vs. Ole Miss, 1/30/14	32
at Mississippi State, 1/6/13	32
5. vs. Georgia, 2/27/14	30
vs. Savannah State, 12/28/13	30
vs. Seton Hall, 11/17/13	30

Attempts	FTA
1. at Mississippi State, 1/6/13	50
2. vs. Savannah State, 12/28/13	48
3. vs. Savannah State, 12/14/14	47
4. vs. Missouri, 2/2/14	46
5. vs. Seton Hall, 11/17/13	44
vs. SC State, 12/21/12	44

Percentage (Min. 10 FTA)	FTM-A	Pct
1. vs. Alabama, 1/19/14	10-11	.909
2. vs. Auburn, 1/2/09	23-26	.885
3. at UCLA, 11/22/15	14-16	.875
vs. San Diego State, 11/28/09	14-16	.875
5. at Mississippi State, 2/6/14	20-23	.870

Rebounding

Total	Rebs
1. vs. College of Charleston, 11/14/13	62
2. at Florida, 1/20/13	59
3. vs. Hampton, 11/22/12	57
4. vs. Savannah State, 12/14/14	56
5. vs. Kentucky, 1/11/15	55

Margin	Rebs	Margin
1. vs. Savannah State, 12/14/14	56-21	+35
2. at Alabama, 2/7/13	53-24	+29
3. vs. Hampton, 12/17/14	48-21	+27
4. vs. SC State, 12/22/13	47-21	+26
vs. Florida Gulf Coast, 11/23/12	46-20	+26

Assists

Game	Assists
1. vs. NC Central, 12/1/14	26
2. vs. Winthrop, 12/13/15	25
vs. UNCG, 11/15/15	25
vs. San Diego State, 11/23/14	25
vs. Clemson, 11/20/14	25
vs. Alabama, 1/19/14	25
vs. Charleston Southern, 11/8/13	25

Steals

Game	Steals
1. vs. NC Central, 12/1/14	21
vs. Furman, 12/11/11	21
3. vs. San Diego State, 11/23/14	18
4. vs. Charleston Southern, 11/8/13	17
5. vs. NC State, 12/12/10	16
vs. USC Upstate, 12/16/08	16

Blocked Shots

Game	Blocks
1. vs. Winthrop, 12/13/15	16
2. vs. Arkansas, 3/6/15	15
3. at Mississippi State, 2/6/14	14
vs. Kentucky, 1/9/14	14
5. at Kentucky, 3/1/15	12
vs. Charleston Southern, 11/14/13	12

Turnovers

Fewest	TOs
1. at Tennessee, 2/2/12	4
2. vs. CSU Bakersfield, 11/28/15	5
at Clemson, 11/18/15	5
vs. Tennessee, 2/23/15	5
vs. Syracuse, 11/28/14	5
at Missouri, 2/28/13	5
vs. Georgia, 3/2/12	5
vs. Ole Miss, 3/3/11	5

Most	TOs
1. at Wake Forest, 12/3/08	32
2. vs. Hampton, 11/22/12	29
vs. Kentucky, 1/15/12	29
4. at Kentucky, 1/13/11	28
5. vs. Jacksonville, 12/30/08	26



Official Basketball Box Score - Game Totals - Final Statistics
#6/10 Ohio State vs South Carolina
 11/13/15 7 p.m. at Columbia, S.C./Colonial Life Arena



#6/10 Ohio State 80 • 0-1

#	Player	Total		3-Ptr		Rebounds			PF	TP	A	TO	Blk	Stl	Min
		FG-FGA	FT-FTA	FG-FGA	FT-FTA	Off	Def	Tot							
22	Alexa Hart	f	1-5	0-0	0-0	4	1	5	3	2	0	0	2	0	19
32	Shayla Cooper	f	2-17	0-4	0-0	3	12	15	5	4	1	8	0	2	33
03	Kelsey Mitchell	g	10-24	4-9	12-13	0	2	2	4	36	1	3	3	0	38
13	Cait Craft	g	1-3	0-1	3-4	1	0	1	3	5	0	2	1	5	31
14	Amethyst Alston	g	8-19	4-5	3-3	0	3	3	2	23	0	1	1	1	38
12	Kianna Holland	g	2-4	1-3	0-0	0	0	0	3	5	0	0	0	0	8
20	Asia Doss	g	1-2	1-1	0-0	0	0	0	1	3	1	1	0	1	5
21	Lisa Blair	g	1-3	0-0	0-0	5	3	8	4	2	0	2	2	1	12
24	Makayla Waterman	g	0-3	0-0	0-0	2	1	3	3	0	0	1	1	2	13
34	Theresa Ekhelar	g	0-0	0-0	0-0	0	0	0	1	0	0	0	0	0	3
Team						3	2	5							
Totals			26-80	10-23	18-20	18	24	42	29	80	3	18	10	13	200

1st FG %:	8-21	38.1%	2nd:	8-18	44.4%	3rd:	6-23	26.1%	4th:	4-18	22.2%	Game:	26-80	32.5%	Rebounds	18-23	43.5%
3FG %:	5-8	62.5%		2-3	66.7%		1-7	14.3%		2-5	40.0%		10-23	43.5%			
FT %:	5-5	100.0%		3-3	100.0%		2-2	100.0%		8-10	80.0%		18-20	90.0%			1,1

South Carolina 88 • 1-0

#	Player	Total		3-Ptr		Rebounds			PF	TP	A	TO	Blk	Stl	Min
		FG-FGA	FT-FTA	FG-FGA	FT-FTA	Off	Def	Tot							
22	WILSON, A'ja	f	8-18	0-0	4-4	5	9	14	0	20	0	0	2	0	21
24	IMOVBIQH, Sarah	f	4-5	0-0	0-2	3	7	10	3	8	0	1	0	0	16
05	SESSIONS, Khadijah	g	3-8	0-0	6-8	0	3	3	4	12	3	3	0	4	36
23	ROY, Tina	g	1-6	1-6	0-0	0	1	1	2	3	1	1	0	0	23
25	MITCHELL, Tiffany	g	6-12	2-4	1-2	1	2	3	4	15	3	8	1	4	32
00	COLLEY, Shay	g	0-0	0-0	0-0	0	0	0	3	0	0	1	0	0	6
01	CUEVAS, Bianca	g	1-5	0-1	3-4	0	0	0	2	5	1	1	0	0	8
03	DUCKETT, Kaydra	g	0-1	0-0	0-0	0	0	0	1	0	0	0	0	0	3
31	DOZIER, Asia	g	1-2	0-0	2-2	0	0	0	0	4	1	2	0	0	12
40	WHITE, Jatarie	g	1-3	0-0	2-3	1	2	3	0	4	2	0	0	0	15
41	COATES, Alaina	g	6-9	0-0	5-10	4	9	13	1	17	0	3	3	1	28
Team						2	2	4							
Totals			31-69	3-11	23-35	16	35	51	20	88	11	20	6	9	200

1st FG %:	9-19	47.4%	2nd:	4-12	33.3%	3rd:	6-17	35.3%	4th:	12-21	57.1%	Game:	31-69	44.9%	Rebounds	16-35	45.7%
3FG %:	1-3	33.3%		0-2	0.0%		2-4	50.0%		0-2	0.0%		3-11	27.3%			
FT %:	11-14	78.6%		7-12	58.3%		5-7	71.4%		0-2	0.0%		23-35	65.7%			9,2

Officials: Beverly Roberts, Mark Zentz, Kevin Pethel
 Technical fouls: #6/10 Ohio State-None. South Carolina-None.
 Attendance: 16815

Score by periods	1st	2nd	3rd	4th	Total
#6/10 Ohio State	26	21	15	18	80
South Carolina	30	15	19	24	88

Points In Off 2nd Fast
 OSU 52 20 14 8 9 10
 SC 20 21 16 30

Score tied - 6 times.
 Lead changed - 6 times.

Last FG - OSU 4th-02:35, SC 4th-00:08.
 Largest lead - OSU by 6 3rd-08:26, SC by 15 1st-03:56.
 OSU led for 08:14. SC led for 28:41. Game was tied for 03:05.



Official Basketball Box Score - Game Totals - Final Statistics
UNCG vs South Carolina
 11/15/15 3 p.m. at Columbia, S.C./Colonial Life Arena



UNCG 44 • 1-1

#	Player	Total		3-Ptr		Rebounds			PF	TP	A	TO	Blk	Stl	Min
		FG-FGA	FT-FTA	FG-FGA	FT-FTA	Off	Def	Tot							
15	Jade Scaife	f	2-5	0-0	0-1	0	2	2	3	4	0	2	1	1	26
22	India Timpton	f	0-6	0-0	0-0	4	2	6	4	0	0	5	0	1	27
44	Mariah Wilson	c	1-3	0-0	0-1	2	3	5	3	2	0	1	1	2	21
03	Jazmine Missouri	g	2-5	1-2	2-2	1	1	2	0	7	1	3	0	0	21
12	Lucy Mason	g	7-20	1-5	5-6	0	2	2	2	20	1	3	0	2	40
00	Ashley Bearden	g	0-0	0-0	0-0	0	0	0	0	1	0	0	0	0	6
01	Keli Foster	g	0-1	0-0	0-0	0	1	1	1	0	0	2	0	0	6
10	Gena Penick	g	0-1	0-0	0-0	1	0	1	4	0	0	1	0	0	3
14	Bailey Williams	g	0-1	0-1	1-2	0	0	0	1	1	2	3	0	0	10
21	Medena Bartley	g	0-0	0-0	0-0	0	0	0	0	0	0	0	0	0	4
23	Jayda Luckie	g	1-3	0-0	0-0	1	0	1	1	2	0	0	0	0	6
25	Shanese Harris	g	3-17	1-5	1-2	3	3	6	1	8	0	1	0	0	30
Team						3	7	10							
Totals			16-62	3-13	9-14	15	21	36	21	44	4	21	2	6	200

1st FG %:	5-12	41.7%	2nd:	4-14	28.6%	3rd:	3-17	17.6%	4th:	4-19	21.1%	Game:	16-62	25.8%	Rebounds	15-21	25.8%
3FG %:	2-3	66.7%		0-2	0.0%		1-4	25.0%		0-4	0.0%		3-13	23.1%			
FT %:	4-4	100.0%		1-3	33.3%		2-4	50.0%		2-3	66.7%		9-14	64.3%			4,2

South Carolina 92 • 2-0

#	Player	Total		3-Ptr		Rebounds			PF	TP	A	TO	Blk	Stl	Min
		FG-FGA	FT-FTA	FG-FGA	FT-FTA	Off	Def	Tot							
22	WILSON, A'ja	f	9-14	0-0	1-2	6	4	10	0	19	1	2	6	2	17
41	COATES, Alaina	c	6-7	0-0	0-3	2	5	7	2	12	0	0	0	3	13
05	SESSIONS, Khadijah	g	1-2	0-0	0-0	0	1	1	2	2	4	0	0	2	18
23	ROY, Tina	g	3-8	3-8	0-0	0	0	0	0	9	6	0	0	0	19
25	MITCHELL, Tiffany	g	3-11	2-7	2-2	0	2	2	2	10	5	1	0	2	23
00	COLLEY, Shay	g	3-5	1-1	0-0	1	1	2	2	7	1	2	0	1	16
01	CUEVAS, Bianca	g	2-4	1-3	6-8	0	2	1	1	11	1	3	0	2	19
03	DUCKETT, Kaydra	g	0-0	0-0	0-0	0	1	1	1	0	0	1	1	1	10
24	IMOVBIQH, Sarah	g	5-7	0-0	4-6	5	6	11	3	14	0	0	0	2	21
31	DOZIER, Asia	g	1-4	1-4	0-0	0	2	2	2	3	6	0	0	0	26
40	WHITE, Jatarie	g	2-4	0-0	1-2	0	3	3	0	5	1	0	1	0	13
44	FARMER, India	g	0-1	0-1	0-0	0	1	1	0	0	0	0	2	0	5
Team						1	4	5							
Totals			35-67	8-24	14-23	15	32	47	15	92	25	10	15	20	200

1st FG %:	11-18	61.1%	2nd:	9-19	47.4%	3rd:	12-19	63.2%	4th:	3-11	27.3%	Game:	35-67	52.3%	Rebounds	15-32	46.9%
3FG %:	4-7	57.1%		1-3	33.3%		3-8	37.5%		0-6	0.0%		8-24	33.3%			
FT %:	1-3	33.3%		7-11	63.6%		0-1	0.0%		6-8	75.0%		14-23	60.9%			3

Officials: Scott Yarbrough, Troy Winders, Nick Marshall
 Technical fouls: UNCG-None. South Carolina-None.
 Attendance: 13607

Score by periods	1st	2nd	3rd	4th	Total
UNCG	16	9	9	10	44
South Carolina	27	26	27	12	92

Points In Off 2nd Fast
 UNCG 18 4 10 8 11
 SC 52 29 16 13 40

Score tied - 1 time.
 Lead changed - 0 times.

Last FG - UNCG 4th-00:55, SC 4th-02:39.
 Largest lead - UNCG None, SC by 51 4th-03:32.
 UNCG led for 00:00. SC led for 39:22. Game was tied for 00:34.



Official Basketball Box Score - Game Totals - Final Statistics
South Carolina vs Clemson
 11/18/15 7:00 PM at Clemson, S.C.



South Carolina 67 • 3-0

#	Player	Total		3-Ptr		Rebounds			PF	TP	A	TO	Blk	Stl	Min
		FG-FGA	FT-FTA	FG-FGA	FT-FTA	Off	Def	Tot							
22	WILSON, A'ja	f	3-10	0-0	1-4	1	4	5	3	7	0	0	3	0	21
41	COATES, Alaina	c	4-7	0-0	2-4	5	1	6	3	10	1	2	2	1	22
05	SESSIONS, Khadijah	g	0-1	0-1	0-0	0	2	2	2	0	5	1	0	1	19
23	ROY, Tina	g	1-6	1-6	0-0	0	1	1	1	3	1	0	0	1	22
25	MITCHELL, Tiffany	g	6-12	4-7	2-4	3	2	5	1	18	0	1	0	4	25
00	COLLEY, Shay	g	0-3	0-1	5-6	2	1	3	0	5	2	0	0	1	16
01	CUEVAS, Bianca	g	2-7	0-3	0-0	0	1	1	1	4	2	0	0	2	17
24	IMOVBIQH, Sarah	g	3-4	0-0	3-8	4	2	6	1	9	0	0	0	2	19
31	DOZIER, Asia	g	3-9	2-7	0-0	0	1	1	0	8	0	1	0	0	21
40	WHITE, Jatarie	g	1-4	0-0	1-2	4	2	6	3	2	0	1	0	0	18
Team						3	2	5							
Totals			23-63	7-25	14-28	22	19	41							



Official Basketball Box Score - Game Totals - Final Statistics
#16/18 Arizona State vs South Carolina
 11/27/15 2:30pm HT at Honolulu, Oahu



#16/18 Arizona State 58 • 1-2

#	Player	Total		3-Ptr		Rebounds			PF	TP	A	TO	Blk	Stl	Min
		FG-FGA	FT-FTA	FG-FGA	FT-FTA	Off	Def	Tot							
21	Brunner, Sophie	f	1-6	0-0	4-6	3	7	10	1	6	2	6	0	3	29
22	Moos, Kelsey	f	2-5	0-0	1-2	2	0	2	1	5	0	1	0	0	18
24	Domstauder, Quinn	c	2-5	0-0	1-2	5	2	7	1	5	0	4	1	2	26
00	Hempen, Katie	g	4-10	4-7	0-0	1	4	5	2	12	2	3	0	3	29
23	Davis, Elisha	g	4-12	2-6	0-0	0	0	0	3	10	5	0	0	1	26
01	Hawkins, Arnecia	g	3-10	0-1	1-2	1	1	2	2	7	0	0	0	1	21
03	Haines, Sabrina	g	2-2	2-2	0-0	2	1	3	0	6	0	1	0	0	11
11	Amukumara, Peace	g	2-4	0-1	1-2	0	4	4	4	5	1	3	0	0	17
33	Johnson-Chapman, Cha	g	0-0	0-0	0-0	0	0	0	0	0	0	0	0	0	1
42	Ibis, Kianna	g	0-2	0-1	0-0	0	0	0	0	0	0	0	0	0	4
43	Normen, Eliza	g	1-5	0-2	0-0	0	2	2	1	2	0	1	0	1	18
Team						2	2	4							
Totals			21-61	8-20	8-14	16	23	39	15	58	10	19	1	11	200

1st FG %:	7-16	43.8%	2nd:	5-15	33.3%	3rd:	3-13	23.1%	4th:	6-17	35.3%	Game:	21-61	34.4%	Deadball	
3FG %:	2-6	33.3%	2-5	40.0%	2-5	40.0%	2-5	50.0%	2-4	50.0%	8-20	40.0%	Rebounds			
FT %:	1-2	50.0%	4-8	50.0%	1-2	50.0%	2-2	100.0%	2-2	100.0%	8-14	57.1%	2			

South Carolina 60 • 5-0

#	Player	Total		3-Ptr		Rebounds			PF	TP	A	TO	Blk	Stl	Min
		FG-FGA	FT-FTA	FG-FGA	FT-FTA	Off	Def	Tot							
22	WILSON, A'ja	f	8-11	0-0	2-2	2	9	11	2	18	1	6	1	2	28
41	COATES, Alaina	c	3-6	0-0	0-1	3	4	7	2	6	1	2	1	1	23
05	SESSIONS, Khadijah	g	2-7	0-2	2-2	3	0	3	1	6	0	1	0	2	30
23	ROY, Tina	g	1-7	1-3	0-0	0	2	2	0	3	3	2	1	0	22
25	MITCHELL, Tiffany	g	2-7	0-3	2-2	0	1	1	2	6	1	2	0	2	36
00	COLLEY, Shay	g	0-2	0-1	0-0	0	1	1	1	0	0	1	0	0	10
01	CUEVAS, Bianca	g	7-13	0-2	4-7	0	2	2	2	18	0	2	0	2	18
24	IMOVBIQH, Sarah	g	0-1	0-0	1-2	3	5	8	3	1	0	2	0	0	16
31	DOZIER, Asia	g	1-2	0-0	0-0	0	1	1	0	2	0	1	0	1	5
40	WHITE, Jatarie	g	0-2	0-0	0-0	1	1	2	3	0	0	1	0	0	12
Team						2	2	4							
Totals			24-58	1-11	11-16	14	28	42	16	60	6	21	3	10	200

1st FG %:	5-17	29.4%	2nd:	7-13	53.8%	3rd:	7-12	58.3%	4th:	5-16	31.3%	Game:	24-58	41.4%	Deadball	
3FG %:	0-1	0.0%	0-3	0.0%	0-2	0.0%	0-3	0.0%	1-5	20.0%	1-11	9.1%	Rebounds			
FT %:	4-4	100.0%	2-5	40.0%	1-2	50.0%	4-5	80.0%	11-16	68.8%	2					

Officials: Skelly Wingard, Victor Dunomes, Ethan Kahoano
 Technical fouls: #16/18 Arizona State-None. South Carolina-None.
 Attendance: 2020

Score by periods	1st	2nd	3rd	4th	Total
#16/18 Arizona State	17	16	9	16	58
South Carolina	14	16	15	15	60

In	16	Off	20	2nd	9	Fast	0	Bench	20
ASU	42	Paint	18	Chance	8	Break	2		21
SC	16	T/O	18		2				

Score tied - 10 times.
 Lead changed - 11 times.



Official Basketball Box Score - Game Totals - Final Statistics
South Carolina vs CSU Bakersfield
 11/28/15 1:30 p.m. at Honolulu, HI (Stan Sheriff Center)



South Carolina 90 • 6-0

#	Player	Total		3-Ptr		Rebounds			PF	TP	A	TO	Blk	Stl	Min
		FG-FGA	FT-FTA	FG-FGA	FT-FTA	Off	Def	Tot							
22	WILSON, A'ja	f	10-14	0-0	6-9	2	6	8	2	26	4	0	4	0	31
41	COATES, Alaina	c	3-10	0-0	0-2	1	3	4	1	6	0	1	0	0	22
05	SESSIONS, Khadijah	g	3-4	0-0	2-3	1	0	1	1	8	1	0	0	2	26
23	ROY, Tina	g	1-4	1-4	0-0	1	4	5	0	3	3	0	0	0	21
25	MITCHELL, Tiffany	g	3-9	0-2	7-8	0	1	1	0	13	1	1	0	0	32
00	COLLEY, Shay	g	3-3	0-0	0-0	0	2	2	4	6	2	1	0	0	13
01	CUEVAS, Bianca	g	8-12	2-5	2-2	1	3	4	1	20	6	2	0	3	26
24	IMOVBIQH, Sarah	g	3-5	0-0	0-5	3	2	5	2	6	0	0	0	0	15
31	DOZIER, Asia	g	0-1	0-1	0-0	0	0	0	0	0	0	0	0	0	3
40	WHITE, Jatarie	g	1-2	0-0	0-2	1	4	5	1	2	1	0	1	0	11
Team						1	3	4							
Totals			35-64	3-12	17-31	11	28	39	12	90	18	5	5	5	200

1st FG %:	10-19	52.6%	2nd:	7-14	50.0%	3rd:	9-18	50.0%	4th:	9-13	69.2%	Game:	35-64	54.7%	Deadball	
3FG %:	0-5	0.0%	0-0	0.0%	1-3	33.3%	2-4	50.0%	3-12	25.0%	3-12	25.0%	Rebounds			
FT %:	7-8	87.5%	4-12	33.3%	0-3	0.0%	6-8	75.0%	17-31	54.8%	6					

CSU Bakersfield 71 • 1-4

#	Player	Total		3-Ptr		Rebounds			PF	TP	A	TO	Blk	Stl	Min
		FG-FGA	FT-FTA	FG-FGA	FT-FTA	Off	Def	Tot							
01	Shannon, Alyssa	*	3-7	1-1	4-4	0	0	0	4	11	5	2	0	0	35
10	Kleist, Keri	*	0-2	0-0	0-0	1	1	2	2	0	0	0	0	0	8
12	Gilbert, Alexus	*	3-7	0-0	1-1	0	1	1	2	7	1	2	0	0	23
15	Williams, Erika	*	3-9	1-3	3-4	0	5	5	5	10	4	1	0	1	33
21	Zempare, Bataba	*	7-11	1-1	4-4	2	6	8	3	19	1	1	0	1	34
00	Fears, Jerice	g	0-0	0-0	0-0	0	2	2	2	0	0	0	0	0	6
02	Sims, Brittany	g	3-5	1-1	1-2	0	1	1	4	8	0	0	0	0	15
04	Torres-Rodriguez, He	g	0-0	0-0	0-0	0	0	0	0	0	0	0	0	0	1
11	Walters, Addi	g	2-6	2-6	0-0	1	0	1	1	6	2	3	0	0	26
13	Vines, Dajj	g	4-9	2-6	0-0	1	4	5	4	10	3	1	0	0	17
23	Carter, Tylinn	g	0-2	0-0	0-0	0	2	2	0	0	0	1	0	0	2
Team						1	2	3							
Totals			25-58	8-18	13-15	6	24	30	27	71	16	11	0	2	200

1st FG %:	5-16	31.3%	2nd:	8-15	53.3%	3rd:	7-16	43.8%	4th:	5-11	45.5%	Game:	25-58	43.1%	Deadball	
3FG %:	2-4	50.0%	2-7	28.6%	2-3	66.7%	2-3	66.7%	2-4	50.0%	8-18	44.4%	Rebounds			
FT %:	4-4	100.0%	5-5	100.0%	4-6	66.7%	2-2	100.0%	13-15	86.7%	1,2					

Officials: Jen Zylstra, Victor Dunomes, Tim Tamashiro
 Technical fouls: South Carolina-None. CSU Bakersfield-None.
 Attendance: 2152

Score by periods	1st	2nd	3rd	4th	Total
South Carolina	27	18	19	26	90
CSU Bakersfield	14	23	20	14	71

In	27	Off	16	2nd	7	Fast	2	Bench	34
SC	48	Paint	16	Chance	9	Break	2		34
CSUB	20	T/O	7		7				

Score tied - 0 times.
 Lead changed - 0 times.



Official Basketball Box Score - Game Totals - Final Statistics
South Carolina vs Hawaii
 11/29/15 5:00 pm HT at Stan Sheriff Center



South Carolina 67 • 7-0, 0-0 SEC

#	Player	Total		3-Ptr		Rebounds			PF	TP	A	TO	Blk	Stl	Min
		FG-FGA	FT-FTA	FG-FGA	FT-FTA	Off	Def	Tot							
22	WILSON, A'ja	f	8-15	0-0	2-2	2	3	5	18	0	1	2	0	27	
41	COATES, Alaina	c	1-3	0-0	1-2	0	1	1	4	3	0	2	3	0	20
05	SESSIONS, Khadijah	g	4-5	1-2	2-2	1	3	4	4	11	4	1	0	4	21
23	ROY, Tina	g	0-1	0-1	0-0	0	0	0	0	2	0	0	1	9	
25	MITCHELL, Tiffany	g	5-10	2-5	2-2	1	1	2	2	14	2	3	0	0	29
00	COLLEY, Shay	g	1-3	0-1	0-2	1	2	3	1	2	0	1	0		



Official Basketball Box Score -- Game Totals -- Final Statistics
Winthrop vs #2/2 South Carolina
 12/13/15 2 p.m. at Columbia, S.C./Colonial Life Arena



Winthrop 37 • 2-7

#	Player	Total			3-Ptr			Rebounds			PF	TP	A	TO	Blk	Stl	Min
		FG-FGA	FG-FGA	FT-FTA	FG-FGA	FG-FGA	FT-FTA	Off	Def	Tot							
14	WHITAKER, Arianne	f	3-13	0-0	1-4	5	3	8	3	7	0	1	4	3	38		
44	MBAMALU, Ezinne	f	3-11	0-0	1-4	4	3	7	3	7	0	2	0	1	30		
01	KILPATRICK, Aliyah	g	1-11	0-2	0-0	2	3	5	4	2	1	2	0	1	36		
02	BANKS, Jimecheia	g	2-5	0-3	0-1	1	0	1	2	4	4	5	0	1	27		
33	WILLIAMS, Erica	g	4-18	1-3	1-4	1	3	4	2	10	3	2	0	2	37		
05	JACKSON, Nuba		3-6	0-1	1-2	0	2	2	2	7	1	2	0	1	26		
15	JACKSON, Naima		0-0	0-0	0-0	0	0	0	0	0	0	0	0	0	6		
Team			16-64	1-9	4-15	17	15	32	16	37	9	14	4	9	200		

1st - FG %: 3-20 15.0% 2nd: 3-9 33.3% 3rd: 6-18 33.3% 4th: 4-17 23.5% Game: 16-64 25.0% Deadball Rebounds 6,1
 3FG %: 0-4 0.0% 0-1 0.0% 0-2 0.0% 1-2 50.0% 1-9 11.1%
 FT %: 1-2 50.0% 0-0 0.0% 2-7 28.6% 1-6 16.7% 4-15 26.7%

#2/2 South Carolina 86 • 9-0

#	Player	Total			3-Ptr			Rebounds			PF	TP	A	TO	Blk	Stl	Min
		FG-FGA	FG-FGA	FT-FTA	FG-FGA	FG-FGA	FT-FTA	Off	Def	Tot							
24	IMOVBIQH, Sarah	f	3-3	0-0	1-1	1	3	4	0	7	1	1	1	0	22		
41	COATES, Alaina	c	13-15	0-0	3-5	6	10	16	4	29	0	1	10	1	30		
05	SESSIONS, Khadijah	g	2-3	0-1	0-0	0	1	1	2	4	6	1	0	1	15		
23	ROY, Tina	g	1-6	1-6	0-0	0	0	0	0	3	3	0	0	0	11		
25	MITCHELL, Tiffany	g	4-8	3-6	1-2	1	4	5	0	12	3	4	0	1	22		
00	COLLEY, Shay	g	1-4	1-3	0-0	1	3	4	1	3	4	2	1	3	24		
01	CUEVAS, Bianca		4-11	1-2	4-4	0	2	2	2	13	1	2	0	1	22		
03	DUCKETT, Kaydra		1-4	0-1	0-0	0	2	2	1	2	3	0	0	1	15		
31	DOZIER, Asia		3-4	3-4	0-0	0	2	2	0	9	3	2	0	1	18		
40	WHITE, Jatarie		2-2	0-0	0-0	1	8	9	3	4	1	0	4	1	18		
44	FARMER, India		0-2	0-1	0-0	1	0	1	0	0	0	0	0	0	3		
Team			34-62	9-24	9-12	12	36	48	13	86	25	13	16	10	200		

1st - FG %: 10-14 71.4% 2nd: 8-14 57.1% 3rd: 7-18 38.9% 4th: 9-16 56.3% Game: 34-62 54.8% Deadball Rebounds 3
 3FG %: 4-7 57.1% 1-5 20.0% 3-9 33.3% 1-3 33.3% 9-24 37.5%
 FT %: 2-3 66.7% 4-4 100.0% 3-4 75.0% 0-1 0.0% 9-12 75.0%

Officials: Dee Kantner, Laura Morris, Chaney Muench
 Technical fouls: Winthrop-None. #2/2 South Carolina-None.
 Attendance: 13409

Score by periods	1st	2nd	3rd	4th	Total
Winthrop	7	6	14	10	37
#2/2 South Carolina	26	21	20	19	86

	In	Off	2nd	Fast	Bench
Points	Paint	T/O	Chance	Break	
WU	18	9	10	6	7
SC	50	20	14	19	31

Last FG - WU 4th-00:47, SC 4th-00:56.
 Largest lead - WU None, SC by 52 4th-03:11.
 WU led for 00:00. SC led for 38:49. Game was tied for 01:11.

Score tied - 1 time.
 Lead changed - 0 times.



2015-16 South Carolina Basketball
South Carolina Combined Team Statistics (as of Dec 13, 2015)
Home games



RECORD:	OVERALL	HOME	AWAY	NEUTRAL
ALL GAMES	4-0	4-0	0-0	0-0
CONFERENCE	0-0	0-0	0-0	0-0
NON-CONFERENCE	4-0	4-0	0-0	0-0

#	Player	gp-gs	min	avg	Total		3-Point		F-Throw		Rebounds					a	to	blk	stl	pts	avg									
					fg-fga	fg%	3fg-fga	3fg%	ft-fa	ft%	off	def	tot	avg	pf							dq								
22	WILSON, A'ja	3-3	70	23.3	27-51	.529	0-0	.000	13-16	.813	17	18	35	11.7	3	0	3	5	11	3	67	22.3								
41	COATES, Alaina	4-3	96	24.0	32-40	.800	0-0	.000	10-22	.455	14	29	43	10.8	10	0	0	5	14	6	74	18.5								
25	MITCHELL, Tiffany	4-4	112	28.0	16-44	.364	8-22	.364	9-12	.750	4	10	14	3.5	9	0	13	16	2	7	49	12.3								
01	CUEVAS, Bianca	4-0	62	15.5	8-24	.333	2-7	.286	13-18	.722	0	8	8	2.0	5	0	5	7	0	3	31	7.8								
24	IMOVBIQH, Sarah	4-2	62	15.5	12-15	.800	0-0	.000	5-9	.556	9	16	25	6.3	6	0	1	3	1	2	29	7.3								
05	SESSIONS, Khadijah	4-4	106	26.5	8-17	.471	0-2	.000	7-14	.500	2	8	10	2.5	9	0	14	5	0	11	23	5.8								
23	ROY, Tina	4-4	69	17.3	6-23	.261	6-22	.273	0-0	.000	0	2	2	0.5	3	0	12	2	0	1	18	4.5								
31	DOZIER, Asia	4-0	76	19.0	5-12	.417	4-9	.444	2-2	1.000	0	6	6	1.5	5	0	13	5	0	1	16	4.0								
00	COLLEY, Shay	3-0	46	15.3	4-9	.444	2-4	.500	0-0	.000	2	4	6	2.0	6	0	5	5	1	4	10	3.3								
40	WHITE, Jatarie	4-0	65	16.3	5-12	.417	0-0	.000	3-5	.600	3	17	20	5.0	5	0	5	2	5	2	13	3.3								
03	DUCKETT, Kaydra	3-0	28	9.3	1-5	.200	0-1	.000	0-0	.000	0	3	3	1.0	3	0	3	1	1	2	2	0.7								
44	FARMER, India	2-0	8	4.0	0-3	.000	0-2	.000	0-0	.000	1	1	2	1.0	0	0	0	0	2	0	0	0.0								
Team											7	8	15												1					
Total.....		4	800		124-255	.486	22-69	.319	62-98	.633	59	130	189	47.2	64	0	74	57	37	42	332	83.0								
Opponents.....		4	800		79-265	.298	17-55	.309	41-62	.661	64	82	146	36.5	87	2	25	68	22	36	216	54.0								

Date	Opponent	Score	Att.
11/13/15	#6/10 OHIO STATE	w 88-80	16815
11/15/15	UNCG	w 92-44	13607
12/06/15	#14/13 DUKE	w 66-55	16429
12/13/15	WINTHROP	w 86-37	13409

* = Conference game
 @ = Rainbow Wahine Showdown (Honolulu, Hawaii)



2015-16 South Carolina Basketball
South Carolina Combined Team Statistics (as of Dec 06, 2015)
Away/Neutral



RECORD:	OVERALL	HOME	AWAY	NEUTRAL
ALL GAMES	5-0	0-0	3-0	2-0
CONFERENCE	0-0	0-0	0-0	0-0
NON-CONFERENCE	5-0	0-0	3-0	2-0

#	Player	gp-gs	min	avg	Total		3-Point		F-Throw		Rebounds					a	to	blk	stl	pts	avg									
					fg-fga	fg%	3fg-fga	3fg%	ft-fa	ft%	off	def	tot	avg	pf							dq								
22	WILSON, A'ja	5-5	137	27.4	33-59	.559	0-0	.000	14-22	.636	9	30	39	7.8	14	1	8	9	14	3	80	16.0								
25	MITCHELL, Tiffany	5-5	156	31.2	21-50	.420	7-22	.318	19-22	.864	6	8	14	2.8	7	0	6	13	0	7	68	13.6								
01	CUEVAS, Bianca	5-0	103	20.6	24-48	.500	3-13	.231	11-16	.688	2	11	13	2.6	6	0	10	8	0	9	62	12.4								
41	COATES, Alaina	5-5	119	23.8	17-33	.515	0-0	.000	3-9	.333	13	17	30	6.0	13	0	2	8	6	4	37	7.4								
23	ROY, Tina	5-5	111	22.2	9-32	.281	8-25	.320	0-0	.000	1	10	11	2.2	3	0	13	4	1	2	26	5.2								
05	SESSIONS, Khadijah	5-5	119	23.8	9-18	.500	1-6	.167	6-7	.857	6	9	15	3.0	12	0	11	7	0	9	25	5.0								
24	IMOVBIQH, Sarah	5-0	71	14.2	7-12	.583	0-0	.000	5-16	.313	14	13	27	5.4	6	0	0	3	0	3	19	3.8								
00	COLLEY, Shay	5-0	59	11.8	5-16	.313	0-4	.000	5-8	.625	5	6	11	2.2	9	0	4	5	0	3	15	3.0								
31	DOZIER, Asia	5-0	57	11.4	4-15	.267	2-11	.182	3-4	.750	0	2	2	0.4	1	0	3	4	0	2	13	2.6								
40	WHITE, Jatarie	5-0	67	13.4	2-12	.167	0-0	.000	3-6	.500	6	11	17	3.4	13	0	4	2	2	0	7	1.4								
03	DUCKETT, Kaydra	1-0	1	1.0	0-0	.000	0-0	.000	0-0	.000	0	0	0	0.0	0	0	0	0	0	0	0	0.0								
Team											8	10	18												3					
Total.....		5	1000		131-295	.444	21-81	.259	69-110	.627	70	127	197	39.4	84	1	61	66	23	42	352	70.4								
Opponents.....		5	1000		102-276	.370	28-81	.346	54-86	.628	59	110	169	33.8	107	3	59	78	7	29	286	57.2								

Date	Opponent	Score	Att.
11/18/15	at Clemson	w 67-41	1030
11/22/15	at UCLA	w 68-65	2018
@ 11/27/15	vs #16/18 Arizona State	w 60-58	2020
@ 11/28/15	vs CSU Bakersfield	w 90-71	2152
@ 11/29/15	at Hawaii	w 67-51	2073

* = Conference game
 @ = Rainbow Wahine Showdown (Honolulu, Hawaii)



2015-16 South Carolina Basketball
South Carolina Season Schedule/Results & Leaders (as of Dec 13, 2015)
All games



RECORD:	OVERALL	HOME	AWAY	NEUTRAL
ALL GAMES	9-0	4-0	3-0	2-0
CONFERENCE	0-0	0-0	0-0	0-0
NON-CONFERENCE	9-0	4-0	3-0	2-0

Date	Opponent	Score	Att. High Points	High Rebounds
11/13/15	#6/10 OHIO STATE	w 88-80	16815 (20)WILSON, A'ja	(14)WILSON, A'ja
11/15/15	UNCG	w 92-44	13607 (19)WILSON, A'ja	(11)IMOVBIQH, Sarah
11/18/15	at Clemson	w 67-41	1030 (18)MITCHELL, Tiffany	(6)COATES, Alaina (6)IMOVBIQH, Sarah (6)WHITE, Jatarie
11/22/15	at UCLA	w 68-65	2018 (17)ROY, Tina (17)MITCHELL, Tiffany	(12)COATES, Alaina
11/27/15	@vs #16/18 Arizona State	w 60-58	2020 (18)CUEVAS, Bianca (18)WILSON, A'ja	(11)WILSON, A'ja
11/28/15	@vs CSU Bakersfield	w 90-71	2152 (26)WILSON, A'ja	(8)WILSON, A'ja
11/29/15	@at Hawaii	w 67-51	2073 (18)WILSON, A'ja	(5)WILSON, A'ja
12/06/15	#14/13 DUKE	w 66-55	16429 (28)WILSON, A'ja	(11)WILSON, A'ja
12/13/15	WINTHROP	w 86-37	13409 (29)COATES, Alaina	(16)COATES, Alaina

* = Conference game
 @ = Rainbow Wahine Showdown (Honolulu, Hawaii)

Attendance Summary	Games	Attend	Avg/Game
Home	4	60260	15065
Away	3	5121	1707
Neutral	2	4172	2086
Total	9	69553	7728



2015-16 South Carolina Basketball
South Carolina Points-Rebounds-Assists (as of Dec 13, 2015)
All games



Opponent	Date	Score		00	01	03	05	22	23	24
				COLLEY,SHA	CUEVAS,BIA	DUCKETT,KA	SESSIONS,K	WILSON,A'J	ROY,TINA	IMOVBIQH,S
#6/10 OHIO STATE	11/13/15	88-80	w	0-0-0	5-0-1	0-0-0	12-3-3	20-14-0	3-1-1	8-10-0
UNCG	11/15/15	92-44	w	7-2-1	11-2-1	0-1-0	2-1-4	19-10-1	9-0-6	14-11-0
at Clemson	11/18/15	67-41	w	5-3-2	4-1-2	DNP	0-2-5	7-5-0	3-1-1	9-6-0
at UCLA	11/22/15	68-65	w	2-2-0	7-2-2	DNP	0-5-1	11-10-3	17-3-4	0-4-0
vs #16/18 Arizona State	11/27/15	60-58	w	0-1-0	18-2-0	DNP	6-3-0	18-11-1	3-2-3	1-8-0
vs CSU Bakersfield	11/28/15	90-71	w	6-2-2	20-4-6	DNP	8-1-1	26-8-4	3-5-3	6-5-0
at Hawaii	11/29/15	67-51	w	2-3-0	13-4-0	0-0-0	11-4-4	18-5-0	0-0-2	3-4-0
#14/13 DUKE	12/06/15	66-55	w	DNP	2-4-2	DNP	5-5-1	28-11-2	3-1-2	0-0-0
WINTHROP	12/13/15	86-37	w	3-4-4	13-2-1	2-2-3	4-1-6	DNP	3-0-3	7-4-1

Opponent	Date	Score		25	31	40	41	44
				MITCHELL,T	DOZIER,ASI	WHITE,JATA	COATES,ALA	FARMER,IND
#6/10 OHIO STATE	11/13/15	88-80	w	15-3-3	4-0-1	4-3-2	17-13-0	DNP
UNCG	11/15/15	92-44	w	10-2-5	3-2-6	5-3-1	12-7-0	0-1-0
at Clemson	11/18/15	67-41	w	18-5-0	8-1-0	3-6-2	10-6-1	DNP
at UCLA	11/22/15	68-65	w	17-5-2	0-0-0	2-2-0	12-12-0	DNP
vs #16/18 Arizona State	11/27/15	60-58	w	6-1-1	2-1-0	0-2-0	6-7-1	DNP
vs CSU Bakersfield	11/28/15	90-71	w	13-1-1	0-0-0	2-5-1	6-4-0	DNP
at Hawaii	11/29/15	67-51	w	14-2-2	3-0-3	0-2-1	3-1-0	DNP
#14/13 DUKE	12/06/15	66-55	w	12-4-2	0-2-3	0-5-1	16-7-0	DNP
WINTHROP	12/13/15	86-37	w	12-5-3	9-2-3	4-9-1	29-16-0	0-1-0



2015-16 South Carolina Basketball
South Carolina Team Game-by-Game Comparison (as of Dec 13, 2015)
All games



Opponent	1st	2nd	Score	Mar	Total FG	FG Pct	3-Pointers	3FG Pct	Free Throws	FT Pct	Rebounds	Assist	T/Over	Block	Steal	Fouls
#6/10 OHIO STATE	45/47	43/33	88-80	+8	31-69/26-80	.449/.325	3-11/10-23	.273/.435	23-35/18-20	.657/.900	51/42	11/3	20/18	6/10	9/13	20/29
UNCG	53/25	39/19	92-44	+48	35-67/16-62	.522/.258	8-24/3-13	.333/.231	14-23/9-14	.609/.643	47/36	25/4	10/21	10/2	15/6	15/21
Clemson	31/20	36/21	67-41	+26	23-63/14-43	.365/.326	7-25/3-7	.280/.429	14-28/10-14	.500/.714	41/36	13/12	5/19	6/0	12/0	15/24
UCLA	32/31	36/34	68-65	+3	24-55/23-64	.436/.359	6-19/4-18	.316/.222	14-16/15-25	.875/.600	45/31	12/10	2/19	4/3	6/13	19/21
#16/18 Arizona State	30/33	30/25	60-58	+2	24-58/21-61	.414/.344	1-11/8-20	.091/.400	11-16/8-14	.688/.571	42/39	6/10	2/1/9	3/1	10/11	16/15
CSU Bakersfield	45/37	45/34	90-71	+19	35-64/25-58	.547/.431	3-12/8-18	.250/.444	17-31/13-15	.548/.867	39/30	18/16	5/11	5/0	5/2	12/27
Hawaii	29/22	38/29	67-51	+16	25-55/19-50	.455/.380	4-14/5-18	.286/.278	13-19/8-18	.684/.444	30/33	12/11	14/20	5/3	9/3	22/20
#14/13 DUKE	30/26	36/29	66-55	+11	24-57/21-59	.421/.356	2-10/3-10	.200/.300	16-28/10-13	.571/.769	43/36	13/9	14/15	5/6	8/8	16/21
WINTHROP	47/13	39/24	86-37	+49	34-62/16-64	.548/.250	9-24/1-9	.375/.111	9-12/4-15	.750/.267	48/32	25/9	13/14	16/4	10/9	13/16

Note: Game totals are displayed in the format TEAM/OPPONENT for each category



2015-16 South Carolina Basketball
South Carolina Combined Team Statistics (as of Dec 13, 2015)
All games



RECORD:	OVERALL	HOME	AWAY	NEUTRAL
ALL GAMES	9-0	4-0	3-0	2-0
CONFERENCE	0-0	0-0	0-0	0-0
NON-CONFERENCE	9-0	4-0	3-0	2-0

##	Player	gp-gs	min	avg	Total		3-Point		F-Throw		Rebounds			pf	dq	a	to	blk	stl	pts	avg			
					fg-fga	fg%	3fg-fga	3fg%	ft-fga	ft%	off	def	tot											
22	WILSON, A'ja	8-8	207	25.9	60-110	.545	0-0	.000	27-38	.711	26	48	74	9.3	17	1	11	14	25	6	147	18.4		
25	MITCHELL, Tiffany	9-9	268	29.8	37-94	.394	15-44	.341	28-34	.824	10	18	28	3.1	16	0	19	29	2	14	117	13.0		
41	COATES, Alaina	9-8	215	23.9	49-73	.671	0-0	.000	13-31	.419	27	46	73	8.1	23	0	2	13	20	10	111	12.3		
01	CUEVAS, Bianca	9-0	165	18.3	32-72	.444	5-20	.250	24-34	.706	2	19	21	2.3	11	0	15	15	0	12	93	10.3		
05	SESSIONS, Khadijah	9-9	225	25.0	17-35	.486	1-8	.125	13-21	.619	8	17	25	2.8	21	0	25	12	0	20	48	5.3		
24	IMOVBIQH, Sarah	9-2	133	14.8	19-27	.704	0-0	.000	10-25	.400	23	29	52	5.8	12	0	1	6	1	5	48	5.3		
23	ROY, Tina	9-9	180	20.0	15-55	.273	14-47	.298	0-0	.000	1	12	13	1.4	6	0	25	6	1	3	44	4.9		
31	DOZIER, Asia	9-0	133	14.8	9-27	.333	6-20	.300	5-6	.833	0	8	8	0.9	6	0	16	9	0	3	29	3.2		
00	COLLEY, Shay	8-0	105	13.1	9-25	.360	2-8	.250	5-8	.625	7	10	17	2.1	15	0	9	10	1	7	25	3.1		
40	WHITE, Jatarie	9-0	132	14.7	7-24	.292	0-0	.000	6-11	.545	9	28	37	4.1	18	0	9	4	7	2	20	2.2		
03	DUCKETT, Kaydra	4-0	29	7.3	1-5	.200	0-1	.000	0-0	.000	0	3	3	0.8	3	0	3	1	1	2	2	0.5		
44	FARMER, India	2-0	8	4.0	0-3	.000	0-2	.000	0-0	.000	1	1	2	1.0	0	0	0	0	2	0	0	0.0		
Team											15	18	33											
Total.....		9	1800	255-550		.464	43-150	.287	131-208	.630	129	257	386	42.9	148	1	135	123	60	84	684	76.0		
Opponents.....		9	1800	181-541		.335	45-136	.331	95-148	.642	123	192	315	35.0	194	5	84	146	29	65	502	55.8		

TEAM STATISTICS	SC	OPP	Date	Opponent	Score	Att.
SCORING	684	502	11/13/15	#6/10 OHIO STATE	w 88-80	16815
Points per game	76.0	55.8	11/15/15	UNCG	w 92-44	13607
Scoring margin	+20.2	-	11/18/15	at Clemson	w 67-41	1030
FIELD GOALS-ATT	255-550	181-541	11/22/15	at UCLA	w 68-65	2018
Field goal pct	.464	.335	@ 11/27/15	vs #16/18 Arizona State	w 60-58	2020
3 POINT FG-ATT	43-150	45-136	@ 11/28/15	vs CSU Bakersfield	w 90-71	2152
3-point FG pct	.287	.331	@ 11/29/15	at Hawaii	w 67-51	2073
3-pt FG made per game	4.8	5.0	12/06/15	#14/13 DUKE	w 66-55	16429
FREE THROWS-ATT	131-208	95-148	12/13/15	WINTHROP	w 86-37	13409
Free throw pct	.630	.642	* = Conference game			
F-Throws made per game	14.6	10.6	@ = Rainbow Wahine Showdown (Honolulu, Hawaii)			
REBOUNDS	386	315				
Rebounds per game	42.9	35.0				
Rebounding margin	+7.9	-				
ASSISTS	135	84				
Assists per game	15.0	9.3				
TURNOVERS	123	146				
Turnovers per game	13.7	16.2				
Turnover margin	+2.6	-				
Assist/turnover ratio	1.1	0.6				
STEALS	84	65				
Steals per game	9.3	7.2				
BLOCKS	60	29				
Blocks per game	6.7	3.2				
ATTENDANCE	60260	9293				
Home games-Avg/Game	4-15065	3-1707				
Neutral site-Avg/Game	-	2-2086				

Score by Periods	1st	2nd	3rd	4th	Totals
South Carolina	189	153	178	164	684
Opponents	133	121	121	127	502