



SOUTH CAROLINA BASKETBALL

MBB CONTACT: EMILY MILES // EFEENEY@MAILBOX.SC.EDU // 803-777-7743 // @EMILYFEENEYSID

2015-16 SCHEDULE

OVERALL: 1-0 | SEC: 0-0

NOVEMBER

8	Allen +	W, 71-43
14	Norfolk State %	W, 84-69
16	Oral Roberts	7:30 p.m./SECN
20	vs. DePaul !	6 p.m./CBSSN
21/22	vs. TBD !	TBD/TBD
23	vs. TBD !	TBD/TBD
27	Lipscomb	2 p.m./SECN+
30	Western Carolina	7 p.m./SECN

DECEMBER

5	USF	4 p.m./ SECN
15	Drexel	7 p.m./SECN+
18	at Clemson ^	7 p.m./ESPN3
22	vs. St. John's &	9 p.m./CBSSN
30	Francis Marion	7 p.m./SECN+

JANUARY

2	Memphis	6 p.m./ESPNU
5	at Auburn*	7 p.m./ SECN
9	Vanderbilt*	3 p.m./ESPN2
13	at Alabama*	9 p.m./ SECN
16	Missouri*	1 p.m./ SECN
19	at Ole Miss*	7 p.m./ SECN
23	at Tennessee*	Noon/ SECN
26	Mississippi State*	7 p.m./ SECN
30	Alabama*	6 p.m./ SECN

FEBRUARY

2	at Georgia*	7 p.m./ESPN/U/SECN
6	at Texas A&M*	4 p.m./ESPNU
10	LSU*	7 p.m./ESPN2
13	Kentucky*	Noon/ESPN/2
16	at Missouri*	7 p.m./ SECN
20	Florida*	Noon/ SECN
24	Tennessee*	9 p.m./ SECN
27	at Mississippi State*	2:30/ SECN

MARCH

3	Georgia*	7 p.m./ESPN/2
5	Arkansas*	5 p.m./SECN
9-13	SEC Tournament (Nashville)	TBD

All home games in **bold** | All times listed Eastern
* indicates SEC contest | + indicates exhibition |
SECN+ - SEC Network + | **SECN** - SEC Network
| **CBSSN** - CBS Sports Network | % - Paradise Jam
(Columbia, S.C.) | ! - Paradise Jam (St. Thomas,
USVI) | & - Hall of Fame Shootout (Uncasville,
Conn.) | ^ - game played at Bon Secours Arena

SOUTH CAROLINA (1-0) VS. ORAL ROBERTS (1-0)

MON., NOV. 16 • COLONIAL LIFE ARENA (18,000) • COLUMBIA, S.C. • 7:30 P.M. ET



GAMECOCKS



GOLDEN EAGLES

VS.

Head Coach: Frank Martin (FIU, '93)
Record At Carolina: 46-54 (4th season)
Career Record: 163-108 (9th season)
Record vs. Oral Roberts: 0-0
Top scorer: Notice/Thornwell (14.0)
Top rebounder: Silva (9.0)
Top assist maker: Notice/Dozier (3.0)
Media Relations: Emily Miles
Twitter: @GamecockMBB

Head Coach: Scott Sutton
(Oklahoma State, '95)
Record At ORU: 307-208 (17th season)
Career Record: Same
Record vs. S. Carolina: 0-0
Top scorer: Bradley (16.0)
Top rebounder: 3 with 6.0
Top assist maker: Bradley (4.0)
Media Relations Contact: Blake Freeland
Twitter: @ORUMBB

GAME 2

Broadcast: SEC Network
Play-By-Play: Dave Neal
Analyst: Chris Spatola

Radio: Gamecock Radio Network
Play-By-Play: Andy Demetra
Analyst: Casey Manning
Sirius: N/A; **XM:** N/A

Watch: WatchESPN
Live Stats: GamecocksOnline.com
Tickets: GamecocksOnline.com

Series: Series is tied, 1-1
Last Meeting: Jan. 28, 1989
ORU home win, 87-86
Series in Columbia: SC, 1-0

PROBABLE STARTERS

SOUTH CAROLINA	HT.	WT.	YR.	HOMETOWN	PPG	RPG	MPG
G - #15 PJ Dozier	6-6	200	Fr.	Columbia, S.C.	7.0	4.0	21.0
G - #0 Sindarius Thornwell	6-5	215	Jr.	Lancaster, S.C.	14.0	4.0	31.0
F - #25 Mindaugas Kacinas	6-7	229	Sr.	Klaipeda, Lithuania	8.0	4.0	28.0
F - #24 Michael Carrera	6-5	214	Sr.	Anzoategui, Venezuela	4.0	6.0	26.0
F - #14 Laimonas Chatkevicius	6-11	245	Sr.	Klaipeda, Lithuania	13.0	4.0	21.0

ORAL ROBERTS	HT.	WT.	YR.	HOMETOWN	PPG	RPG	MPG
G - #10 Jalen Bradley	6-1	180	Jr.	Norfolk, Neb.	16.0	5.0	30.0
G - #2 Aaron Anderson	6-3	190	R-Jr.	Edmond, Okla.	8.0	1.0	23.0
G - #15 Obi Emegano	6-3	215	R-Sr.	Edmond, Okla.	15.0	5.0	35.0
F - #5 Brandon Conley	6-7	240	Sr.	Fort Worth, Texas	4.0	6.0	15.0
F - #44 Albert Owens	6-9	260	So.	Cedar Hill, Texas	14.0	6.0	35.0

TODAY'S GAME

South Carolina continues non-conference action when it hosts Oral Roberts on Monday at 7:30 p.m. ET. The game is the second in a stretch of five games in 10 days for the Gamecocks. The meeting is the third all-time between the two schools, and the first since the 1988-89 campaign.

GAME STORYLINES

- South Carolina is in its 108th season of varsity basketball in 2015-16.
- Carolina is led by fourth-year head coach Frank Martin. Alongside him are associate head coach Matt Figger, assistant coaches Perry Clark and Lamont Evans and director of men's hoops operations, Andy Assaley.
- Beginning with the Norfolk State contest, the Gamecocks will play a stretch of five games in 10 days - NSU, Oral Roberts and then three games at the Paradise Jam beginning on Friday.
- The Gamecocks return at least 72 percent of their stats in all major categories, including returning five of their top six scorers, with junior guard Duane Notice's 11.7 points per outing in 2014-15 leading the pack.
- Four seniors don the Garnet and Black this season in Michael Carrera, Laimonas Chatkevicius, Mindaugas Kacinas and Brian Steele. Due to recurring knee issues, Steele will serve as a student assistant coach this season.
- South Carolina earned an 84-69 victory over Norfolk State in its season opener on Saturday. Four Gamecocks scored in double figures, led by junior guards Sindarius Thornwell and Duane Notice with 14 apiece. Senior forward Laimonas Chatkevicius added 13 points and freshman forward Chris Silva posted 12 with a game high nine rebounds.
- South Carolina held the Spartans to just 33.9% from the field, that marks the 19th opponent in the last 34 games that


















SOCIAL HUB

@GAMECOCKMBB // #GAMECOCKS
FACEBOOK.COM/GAMECOCKMBB



SOUTH CAROLINA GAMECOCKS

OVERALL: 1-0; SEC: 0-0; HOME: 1-0; AWAY: 0-0; NEUTRAL: 0-0

0		SINDARIUS THORNWELL - Jr. - G - 6-5 - 215 - Lancaster, S.C. MIN PTS RBS AST FG% 3FG% FT% 31.0 14.0 4.0 2.0 33.3 33.3 77.8	- Has started all 68 games of his Carolina career, averaging 12.3 points and 4.5 rebounds - Scored a game high 17 points in exhibition matchup vs. Allen - 14 points, four rebounds, three steals in opener vs. Norfolk State
1		MARCUS STROMAN - So. - G - 6-2 - 185 - Columbia, S.C. MIN PTS RBS AST FG% 3FG% FT% 17.0 5.0 3.0 2.0 1.000 1.000 .500	- Missed five games last season due to a throat infection - Top returning assist maker after averaging 3.1 helpers per game last season - Ranked fourth in the SEC among freshmen last season with 3.1 assists per game - Dished five assists in exhibition contest vs. Allen
2		RAYMOND DOBY - Fr. - F - 6-6 - 233 - Cahokia, Ill. MIN PTS RBS AST FG% 3FG% FT% - - - - - - -	- A three-star prospect according to ESPN.com and 247sports.com - Played his senior season at Montrose Christian School and spent a post-grad year at St. John's Northwestern Military Academy in Wisconsin - Collected a rebound and an assist in exhibition vs. Allen
4		JAMALL GREGORY - Fr. - G - 6-2 - 202 - Washington, D.C. MIN PTS RBS AST FG% 3FG% FT% - - - - - - -	- An extremely athletic and explosive athlete - Spent a post-grad year at Elev8 Institute, helping his squad to the National Prep Championship Tournament - Collected a rebound, three assists and a steal in exhibition vs. Allen
5		TEMARCUS BLANTON - R-Fr. - G - 6-5 - 2015 - Locust Grove, Ga. MIN PTS RBS AST FG% 3FG% FT% 1.0 0.0 0.0 1.0 0.0 0.0 0.0	- Suffered a hip injury that required surgery during the 2014-15 preseason and missed the entire campaign - Cleared to return to all basketball activities at the start of the 2015-16 preseason - Scored seven points in just six minutes on the floor in exhibition vs. Allen
10		DUANE NOTICE - Jr. - G - 6-2 - 218 - Woodbridge, Ontario MIN PTS RBS AST FG% 3FG% FT% 20.0 14.0 3.0 3.0 36.4 50.0 1.000	- Top returning scorer after posting 11.7 points per game last season - Posted 20 double-figure scoring games as a sophomore, including three 20-point games - 14 points, hit three 3s, also three assists in opener vs. Norfolk State
14		LAIMONAS CHATKEVICIUS - Sr. - F - 6-11 - 245 - Klaipeda, Lithuania MIN PTS RBS BLK FG% 3FG% FT% 21.0 13.0 4.0 1.0 62.5 0.0 1.000	- Ranked eighth in the SEC in blocks per game last season with 3.1 per outing - Scored 12 points, pulled down 13 rebounds for the double-double in exhib. vs. Allen - 13 points, four rebounds and a block in season opener vs. Norfolk State
15		PJ DOZIER - Fr. - G - 6-6 - 200 - Columbia, S.C. MIN PTS RBS AST FG% 3FG% FT% 21.0 7.0 4.0 3.0 42.9 50.0 .000	- Noted as one of the top points guards in the country for his class - 2015 McDonald's High School All-American - 7 points, 4 assists, 2 steals in 20 minutes in exhibition vs. Allen - Earned start in opener vs. Norfolk State, seven points and three assists
20		JUSTIN MCKIE - Jr. - G - 6-4 - 197 - Columbia, S.C. MIN PTS RBS AST FG% 3FG% FT% 3.0 5.0 1.0 0.0 .500 .500 1.000	- Saw action in 25 contests last season, averaging 3.2 points and 1.8 rebounds per contest - Set career high with 12 points in win vs. Marshall last season - Three points and three assists in exhibition vs. Allen
21		JOHN RAGIN - Fr. - G - 6-2 - 177 - Eastover, S.C. MIN PTS RBS AST FG% 3FG% FT% - - - - - - -	- Averaged 13 points during senior season at Cardinal Newman High School - Earned all-state, all-region and all-conference honors during prep career
23		ERIC COBB - Fr. - F - 6-9 - 296 - Jacksonville, Fla. MIN PTS RBS AST FG% 3FG% FT% 8.0 2.0 1.0 0.0 1.000 0.0 0.0	- Noted as a true post player who has the ability to play with his back to the basket - Ranked as the 21st power forward in the country according to ESPN.com - Starred in exhibition vs. Allen with game best 14 rebounds and 8 points in 23 min. - Scored two points in limited action vs. Norfolk State
24		MICHAEL CARRERA - Sr. - F - 6-5 - 214 - Anzoátegui, Venezuela MIN PTS RBS BLK FG% 3FG% FT% 26.0 4.0 6.0 1.0 12.5 25.0 50.0	- Carolina's top returning rebounder after leading the team with 5.7 per game last season - Averaged 12.6 points and 7.2 rebounds per game over the course of the last five games of 2014-15 campaign - Five points and three rebounds in exhibition vs. Allen - Four points and six rebounds in opener vs. Norfolk State
25		MINDAUGAS KACINAS - Sr. - F - 6-7 - 229 - Klaipeda, Lithuania MIN PTS RBS AST FG% 3FG% FT% 28.0 8.0 4.0 2.0 28.6 33.3 75.0	- Posted five double-figure scoring games and four double-figure rebounding games as a junior - Averages 5.5 points and 4.7 rebounds for his career - Posted eight points and four rebounds in opener vs. Norfolk State
30		CHRIS SILVA - Fr. - F - 6-9 - 220 - Libreville, Gabon MIN PTS RBS BLK FG% 3FG% FT% 24.0 12.0 9.0 2.0 40.0 0.0 66.7	- Noted as an explosive athlete and a good shot blocker and rebounder - Native of Gabon, but played high school basketball at Roselle Catholic in N.J. - Earned the start in exhibition vs. Allen, scored seven points and had 10 rebounds - 12 points and a game high 9 rebounds, with two blocks in opener vs. Norfolk State
31		JARRELL HOLLIMAN - R-So. - F - 6-7 - 200 - Alpharetta, Ga. MIN PTS RBS AST FG% 3FG% FT% - - - - - - -	- Played one year at Elmhurst College - Also ran track and field during high school career - A music major who one day would like to play in a symphony

INTERVIEW POLICIES

All interview requests must be made in advance to SID Emily Miles in the South Carolina Media Relations Office. Beginning with the start of practice in October, Miles will release a weekly coach and student-athlete availability schedule to media on Mondays.

Post-Game Interview Policy: After each home game, the visiting coach will address the media first, followed by South Carolina student-athletes then South Carolina head coach Frank Martin. (Depending on deadline, this may be altered on a game-by-game basis).

Road Interview Policy: Interviews with Coach Martin and Gamecock student-athletes while on the road will be scheduled according to the home post-game media procedure.

All interviews are to be coordinated through the Media Relations Office. This allows the staff to arrange the interview when it best suits the student-athlete's and the reporter's schedules. Please contact the Media Relations Office in advance to make your interview requests. Media are not permitted to contact student-athletes on their own at any time.

All interviews will take place at the designated media interview site for that day as listed in the weekly availability schedule or in the Media Relations Office.

Dormitory, apartment and cell phone numbers for student-athletes will not be provided to the media. Should you need to conduct a telephone interview with a student-athlete, a call will be placed to you from the student-athlete at a mutually agreeable time.

SOUTH CAROLINA MEDIA RELATIONS

Emily Miles, primary contact

Associate Director

cell: 803-727-3284

e-mail: efeeny@mailbox.sc.edu

Twitter: @EmilyFeenySID

Website: www.GamecocksOnline.com

Facebook: www.Facebook.com/GamecockMBB

Twitter: @GamecockMBB

Instagram: @GamecockMBB

STAT COMPARISON

	SC	ORU	NCAA Rank
Record	1-0	1-0	170/139
Conference Record	-	-	-
Current Streak	W1	W1	-
Scoring Avg.	84.0	80.0	231/103
Opponent Scoring Avg.	69.0	65.0	57/243
Scoring Margin	+15.0	+15.0	129/165
Field Goal %	.390	.429	297/202
Opponent Field Goal %	.339	.407	13/258
3-Point Field Goal %	.409	.471	321/115
Opponent 3-Point Field Goal %	.393	.375	57/283
3-Point Field Goal Made PG	9.0	8.0	262/212
3-Point Field Goal Attempts PG	22.0	17.0	170/207%
Free Throw %	.690	.750	32/80
Opponent Free Throw %	.870	.682	-
Rebounding Avg.	46.0	37.0	103/188
Opponent Rebounding Avg.	35.0	37.0	-
Rebounding Margin	+11.0	-	97/208
Turnovers Avg.	13.0	9.0	209/85
Opponent Turnover Avg.	18.0	17.0	-
Assists Avg.	15.0	17.0	115/279
Blocks Avg.	4.0	4.0	98/121
Steals Avg.	9.0	9.0	164/218

% indicates total attempts

NCAA stats are for 2014-15 season

BY THE NUMBERS

9

Rookie forward Chris Silva pulled down a game high 9 rebounds vs. Norfolk State. It was the most by a Gamecock freshman in his opener since Carrera had 15 in 2012.

19-19

Junior guard Duane Notice was a perfect 16-of-16 from the free throw line in the final five games of last season and was a flawless 3-of-3 from the line vs. Norfolk State on Saturday.

835

Junior guard Sindarius Thornwell has 835 career points in just 68 games, a 12.3 points per game average. He scored a team high 14 points vs. Norfolk State

33.9

Carolina held Norfolk State to just 33.9 % from the field. The Gamecocks held 18 opponents to under 40% from the field last season.

A SOUTH CAROLINA WIN WOULD ...

- Be the Gamecocks first win ever over a current member of the Summit League
- Be the first 2-0 start for Carolina since the 2012-13 campaign

Carolina has held below 40% from the field.

- Freshman guard TeMarcus Blanton saw limited action in the opener vs. Norfolk State, but it marked his return from a severe hip injury suffered during the 2014-15 preseason.

- Following Saturday's win vs. Norfolk State, Carolina owns a 79-29 (.731) all-time record in season openers, including a perfect 10-0 record in the last 10 seasons. The last season-opening loss for the Gamecocks came against the Ohio Valley's Tennessee Tech during the 2000-01 season, as the Golden Eagles edged the Gamecocks, 73-67. The Gamecocks earned an 81-56 victory over North Florida in last season's lidlifter.

- Carolina returns eight letterwinners, including four starters from last season's squad.

- Seven newcomers join those eight returning letterwinners, including freshmen guards PJ Dozier, Jamall Gregory and John Ragin, rookie forwards, Raymond Doby, Chris Silva and Eric Cobb and R-sophomore transfer Jarrell Holliman.

- PJ Dozier was named to the 2015 McDonald's All-American squad, earning the start in the contest. Dozier is the fourth McDonald's All-American in Gamecock history, the others include PJ's uncle, Terry Dozier, South Carolina's all-time leading scorer BJ McKie and Rolando Howell.

SCOUTING ORAL ROBERTS

The Golden Eagles posted an 80-65 win over Missouri State in their opener on Friday, after defeating Rogers State and Central Oklahoma in exhibition games. ORU was picked to finish third in the Summit League preseason poll and senior guard Obi Emegano was tabbed as the preseason player of the year. Jalen Bradley led ORU vs. Missouri State with 16 points and four assists, while Albert Owens added 14 points and three blocks. Emegano was held to 15 points after averaging 18.3 a season ago. The Golden Eagles are led by head coach Scott Sutton in his 17th season.

BY THE NUMBERS

3 - Junior guard Sindarius Thornwell collected three steals vs. Norfolk State. Thornwell ranked 10th in the SEC last season with 1.3 steals per game.

42 - The 42 free throws attempted vs. Norfolk State marked the most by a Carolina team under the direction of Frank Martin. The previous high was 41 vs. Arkansas on March 13, 2014.

38 - The Gamecock bench provided 38 points in the contest vs. Norfolk State, paced by Notice's 14. Carolina averaged 16.8 bench points per game last season.

54.1% - Forward Mindaugas Kacinas currently ranks eighth in Carolina history with a career field goal percent of 54.1. Kacinas has led the team in the category the past two seasons.

12.6 - Keep an eye on senior forward Michael Carrera. The three-year starter finished last season posting 12.6 points and 7.2 rebounds per game over the course of the final five games of the campaign.

7 - R-freshman guard TeMarcus Blanton posted seven points in six minutes of action vs. Allen in the exhibition matchup last weekend. Blanton missed all of last season due to a hip injury suffered in the preseason.

3.0 - In the spring of 2015 the Gamecocks posted their fifth-straight semester of a 3.0 cumulative team GPA or higher.

UP NEXT

South Carolina travels to St. Thomas, U.S. Virgin Islands for the 2015 Paradise Jam, which begins Friday when the Gamecocks take on DePaul. It marks Carolina's first-ever trip to the event. Friday's matchup will be televised on CBS Sports Network at 6 p.m. ET. The Gamecocks will play either Florida State or Hofstra in the second round.

ASSOCIATED PRESS TOP 25

Preseason

Rk.	Team	Record	Pts.
1	North Carolina (35)	0-0	1,566
2	Kentucky (10)	0-0	1,520
3	Maryland (14)	0-0	1,487
4	Kansas (5)	0-0	1,410
5	Duke	0-0	1,350
6	Virginia (1)	0-0	1,347
7	Iowa State	0-0	1,185
8	Oklahoma	0-0	1,088
9	Gonzaga	0-0	1,047
10	Wichita St	0-0	1,032
11	Villanova	0-0	1,013
12	Arizona	0-0	917
13	Michigan State	0-0	838
14	California	0-0	757
15	Indiana	0-0	755
16	Utah	0-0	499
17	Wisconsin	0-0	433
18	Vanderbilt	0-0	393
19	Notre Dame	0-0	360
20	Connecticut	0-0	307
21	LSU	0-0	268
22	Baylor	0-0	265
23	Purdue	0-0	236
24	Butler	0-0	223
25	Michigan	0-0	126

Others receiving votes: Oregon 116, SMU 112, West Virginia 84, Texas A&M 72, Cincinnati 63, Miami (FL) 48, Louisville 46, Georgetown 23, NC State 19, Texas 18, Florida State 18, Rhode Island 17, Dayton 12, Xavier 12, Providence 10, Iowa 6, BYU 5, Valparaiso 5, Boise State 4, Old Dominion 3, San Diego State 2, UCLA 2, Oklahoma State 2, Yale 1, UC Irvine 1, Iona 1, Central Michigan 1

Dropped from rankings: Northern Iowa 11, Louisville 17, SMU 18, West Virginia 20, Arkansas 21, Georgetown 22, VCU 25

ESPN/USA TODAY TOP 25

Preseason

Rk.	Team	Record	Pts.
1	Kentucky (11)	0-0	749
1	North Carolina (12)	0-0	749
3	Maryland (5)	0-0	723
4	Duke (3)	0-0	686
5	Kansas (1)	0-0	675
6	Virginia	0-0	667
7	Iowa State	0-0	541
8	Oklahoma	0-0	520
9	Villanova	0-0	498
10	Arizona	0-0	477
11	Gonzaga	0-0	468
12	Wichita St	0-0	461
13	Michigan State	0-0	386
14	California	0-0	350
15	Indiana	0-0	312
16	Utah	0-0	250
17	Wisconsin	0-0	181
18	Notre Dame	0-0	172
19	LSU	0-0	163
20	Vanderbilt	0-0	153
21	Baylor	0-0	145
22	Butler	0-0	132
23	West Virginia	0-0	125
24	Connecticut	0-0	110
24	Purdue	0-0	110

Others receiving votes: Michigan 108, Louisville 93, Texas A&M 58, UCLA 48, Georgetown 45, Cincinnati 43, NC State 36, Oregon 33, Texas 29, Florida State 25, Xavier 25, Miami (FL) 11, San Diego State 10, Iowa 8, Providence 5, Davidson 5, Boise State 5, Ohio State 2, Stephen F Austin 2, Belmont 2, Tulsa 1, Dayton 1, Marquette 1, Old Dominion 1

Dropped from rankings: Louisville 10, Northern Iowa 14, Arkansas 20, Xavier 22, NC State 24, Oregon 25



SOUTHEASTERN CONFERENCE STANDINGS

As of Nov. 15

Team	Conference	Overall
Alabama	0-0	1-0
Arkansas	0-0	1-0
Auburn	0-0	1-0
Florida	0-0	1-0
Kentucky	0-0	2-0
LSU	0-0	1-0
Ole Miss	0-0	1-0
Mississippi State	0-0	1-0
Missouri	0-0	1-0
South Carolina	0-0	1-0
Tennessee	0-0	1-0
Texas A&M	0-0	1-0
Vanderbilt	0-0	1-0
Georgia	0-0	0-1

COACHES TELECONFERENCE

The weekly SEC men's basketball coaches teleconference will begin Monday, Jan. 4 and continue through March 7. Media representatives wishing to participate in the teleconference should contact the SEC Communications Department for further details. Each coach will appear on the teleconference for seven minutes, according to the following schedule:

ORDER OF APPEARANCE

(All Times Eastern)

11:00 a.m.	Kevin Stallings, Vanderbilt
11:07 a.m.	Mike White, Florida
11:14 a.m.	Frank Martin, South Carolina
11:21 a.m.	Mark Fox, Georgia
11:28 a.m.	Johnny Jones, LSU
11:35 a.m.	John Calipari, Kentucky
11:42 a.m.	Rick Barnes, Tennessee
11:49 a.m.	Mike Anderson, Arkansas
11:56 a.m.	Avery Johnson, Alabama
12:03 a.m.	Bruce Pearl, Auburn
12:10 a.m.	Andy Kennedy, Ole Miss
12:17 a.m.	Ben Howland, Miss. State
12:24 a.m.	Kim Anderson, Missouri
12:31 a.m.	Billy Kennedy, Texas A&M

In addition, the SEC men's basketball teams who make it to postseason will be on a teleconference on Monday, March 14 beginning at 10:00 a.m. CT.

All SEC basketball teleconferences can be listened to on the internet at www.secdigitalnetwork.com shortly after the conclusion of the teleconference.

CAROLINA BENCH PRODUCTION

GAME	SC-OPP	DIFF.	BENCH SCORER	SC HIGH
Norfolk State	38-36	+2	Notice, 14	
Oral Roberts				
vs. DePaul				
vs. TBD				
vs. TBD				
Lipscomb				
Western Carolina				
USF				
Drexel				
at Clemson				
vs. St. John's				
Francis Marion				
Memphis				
at Auburn				
Vanderbilt				
at Alabama				
Missouri				
at Ole Miss				
at Tennessee				
Mississippi State				
Alabama				
at Georgia				
at Texas A&M				
LSU				
Kentucky				
at Missouri				
Florida				
Tennessee				
at Mississippi State				
Georgia				
at Arkansas				

SPECIALTY STATS

(PP) points in paint; (OT) points off turnovers; (2nd) second chance points; (FB) fast break points

(South Carolina-Opponent)

GAME	PP	OT	2ND	FB
Norfolk State	24-14	19-13	21-13	10-4
Oral Roberts				
vs. DePaul				
vs. TBD				
vs. TBD				
Lipscomb				
Western Carolina				
USF				
Drexel				
at Clemson				
vs. St. John's				
Francis Marion				
Memphis				
at Auburn				
Vanderbilt				
at Alabama				
Missouri				
at Ole Miss				
at Tennessee				
Mississippi State				
Alabama				
at Georgia				
at Texas A&M				
LSU				
Kentucky				
at Missouri				
Florida				
Tennessee				
at Mississippi State				
Georgia				
at Arkansas				
SEC Tourney				
NCAA Tourney				
SC Total	24	19	21	10
SC Average	24.0	19.0	21.0	10.0
Opp Total	14	13	13	4
Opp Average	14.0	13.0	13.0	4.0

UNIVERSITY INFORMATION

Location.....	Columbia, S.C.
Founded.....	1801
Enrollment.....	32,972
Nickname.....	Gamecocks
Colors	Garnet (PMS 202) and Black
National Affiliation	NCAA Division I
Conference.....	Southeastern (SEC)
Athletics Web Address	www.GamecocksOnline.com
University Web Address.....	www.sc.edu
President	Dr. Harris Pastides
NCAA Representative	Dr. Valinda Littlefield
Athletics Director	Ray Tanner
Basketball Administrator/Chief Operating Officer.....	Kevin O'Connell

BASKETBALL STAFF/INFORMATION

Head Coach	Frank Martin
Alma Mater	Florida International, '93
Record At South Carolina/Seasons	46-54 (.460), 4th season
Overall Record/Seasons	163-108 (.601), 9th season
Assoc. Head Coach/Recruiting Coord.	Matt Figger (Eastern Kentucky, '95)
Assistant Coach	Perry Clark (Gettysburg, '74)
Assistant Coach	Lamont Evans (Kansas State, '09)
Director of Basketball Operations	Andy Assaley (Cincinnati, '96)
Strength & Conditioning Coach.....	Scott Greenawalt (Muskingum College, '98)
Athletic Trainer	Mark Rodger (Buffalo, '01)
Video Coordinator	Patrick Schulte (Kansas State, '13)
Student-Athlete Development	Doug Edwards (Florida State, '07)
Associate Media Relations Director.....	Emily Miles (Feeney) (Ball State, '03)
Home Arena.....	Colonial Life Arena
Capacity.....	18,000
Arena General Manager.....	Lexi Boone
Press Row Phone Number	803-777-6182

BASKETBALL HISTORY

First Year of Basketball.....	1908
All-Time Record.....	1343-1203-1 (.527)
Overall Postseason Record.....	25-18
NCAA Tournament Appearances	8 (1971, 1972, 1973, 1974, 1989, 1997, 1998, 2004)
NCAA Tournament Record.....	4-9
Last NCAA Tournament Appearance	2004, L vs. Memphis, 59-43
NIT Appearances	11 (1969, 1975, 1978, 1983, 1991, 1996, 2001, 2002, 2005, 2006, 2009)
NIT Record	21-9
Last NIT Appearance	2009, L vs. Davidson, 70-63
Conference Championships/Titles.....	
SoCon Regular Season (1927, 1933, 1934, 1945); SoCon Tournament Champion (1933); ACC Regular Season (1970); ACC Champion (1971); SEC Regular Season (1997); SEC East Division Co-Champions (2009)	

TEAM INFORMATION

2014-15 Record	17-16
Southeastern Conference Record/Finish	6-12/11th
SEC Tournament Record	2-1
Postseason	N/A
Letterwinners Returning/Lost.....	8/4
Starters Returning/Lost	4/1
<i>*based on final game starters from 2014-15 season</i>	
Newcomers	7
Roster Breakdown	4 seniors, 3 juniors, 2 sophomores, 7 freshmen

CAROLINA TRENDS UNDER MARTIN

Gamecock trends under Frank Martin ...

- South Carolina is 27-27 when posting at least six made 3s in a game.
 - South Carolina posted nine made 3s in the season opener vs. Norfolk State, which matched the 2014-15 season high.
- South Carolina is 34-20 when scoring more points in the paint than its opponent.
 - The Gamecocks averaged 27.6 points in the paint compared to 22.9 per game by opponents in 2014-15.
- South Carolina is 38-25 when holding its opponents to under 45 percent from the field.
 - South Carolina did not allow a non-conference opponent in 2014-15 to hit above 45 percent from the field, as Baylor was the closest at 44.7 percent. The Gamecocks were 14-8 last season when holding their opponent below 45 percent from the floor.
- South Carolina is 34-25 when out-rebounding its opponent.
 - The Gamecocks out-rebounded Norfolk State, 46-35.

EXHIBITION RECAP

South Carolina posted a 71-43 victory over Allen University in the team's lone exhibition game of the 2015-16 season. Junior guard Sindarius Thornwell paced all scorers with 17 points on 6-of-9 shooting, including three 3s. Senior forward Laimonas Chatkevicius was the only other scorer in double figures with 12, while he completed the double-double with 13 rebounds. Rookie forward Eric Cobb pulled down a game high 14 rebounds, while adding eight points in 23 minutes. Carolina won the rebounding battle 69-28, including 30 offensive boards.

THORNWELL NAMED TO PRESEASON SQUAD

The Southeastern Conference unveiled its 12th annual men's basketball coaches preseason All-SEC teams prior to the start of the season, and it was announced that Carolina junior guard Sindarius Thornwell was named to the second team. It marks the second-straight season that Thornwell has garnered second-team preseason honors from the coaches. Thornwell scored 11.1 points per game last season, while he also pulled down a career high 4.9 rebounds and collected 1.3 steals per game.

QUOTABLE

"Well I am happy the first one is over with, I am not a fan of first games of a tournament or first games of a season. I am consumed with needing information so I can have a piece of mind and early in the year you don't have film on guys and you don't know about their new players. I am just never comfortable with that, but this one is out of the way. We have a real hard game Monday. I knew this was going to be hard because they have a winning fabric and with the new rules and their ability to play so many guards that can score, we have to continue to learn how to play our style of defense with those teams like we did today. That was good that we played a team that had so many guards. For the most part I was happy with how we played today."

- South Carolina head coach Frank Martin following his team's season-opening win vs. Norfolk State

SEC PRESEASON POLL

The SEC released its preseason poll for the upcoming 2016 league campaign prior to the start of the season. and it was announced that the Gamecocks were predicted to finish seventh by a panel of both SEC and national media members. It was the highest predicted finish for Carolina since the league combined its East and West Divisions into one beginning with the 2012 league season. The media predicted Kentucky to win the SEC in 2016, followed by Vanderbilt, Texas A&M, LSU, Georgia, Florida and the Gamecocks.

SEC TOURNAMENT

The SEC Men's Basketball Tournament returns to Bridgestone Arena in Nashville in 2016. It will be the sixth time that the arena has served as the host of the SEC Tournament, having also hosted in 2001, 2006, 2010, 2013 and 2015. Also the home of the NHL's Nashville Predators, Bridgestone Arena has the distinction of being one of the busiest venues in the United States over the past decade and a half, hosting more than 18 million guests during that time. Seating capacity is approximately 19,395 for basketball games. The winner of the 13-game tournament receives the SEC's automatic bid to the NCAA Tournament. The tournament seeds are determined by the 18-game conference schedule during the regular season. Teams are seeded 1-14 based on their regular season conference finish.

ROSTER BREAKDOWN

Returning Starters (4)

Michael Carrera
Laimonas Chatkevicius
Duane Notice
Sindarius Thornwell
**based on final game of 2014-15 season*

Returning Letterwinners (8)

Michael Carrera
Laimonas Chatkevicius
Mindaugas Kacinas
Justin McKie
Duane Notice
Brian Steele
Marcus Stroman
Sindarius Thornwell

Guards (9)

TeMarcus Blanton
PJ Dozier
Jamall Gregory
Justin McKie
Duane Notice
John Ragin
Brian Steele
Marcus Stroman
Sindarius Thornwell

Forwards (7)

Michael Carrera
Laimonas Chatkevicius
Eric Cobb
Raymond Doby
Jarrell Holliman
Mindaugas Kacinas
Chris Silva

By Height

Jamall Gregory (6-2)
Duane Notice (6-2)
John Ragin (6-2)
Marcus Stroman (6-2)
Justin McKie (6-4)
TeMarcus Blanton (6-5)
Michael Carrera (6-5)
Brian Steele (6-5)
Sindarius Thornwell (6-5)
Raymond Doby (6-6)
PJ Dozier (6-6)
Jarrell Holliman (6-7)
Mindaugas Kacinas (6-7)
Eric Cobb (6-9)
Chris Silva (6-9)
Laimonas Chatkevicius (6-11)

2015-16 SOUTH CAROLINA MEN'S BASKETBALL ROSTER

Alphabetical Roster

No.	Name	Pos.	Ht.	Wt.	Cl.	Exp.	Hometown/High/Last School
5	TeMarcus Blanton	G	6-5	215	R-FR	HS	Locust Grove, Ga./Luella
24	Michael Carrera	F	6-5	214	SR	3VL	Anzoátegui, Venezuela/Montrose Christian School
14	Laimonas Chatkevicius	F	6-11	245	SR	3VL	Klaipeda, Lithuania/South Kent School
23	Eric Cobb	F	6-9	296	FR	HS	Jacksonville, Fla./St. Francis Academy (Maryland)
2	Raymond Doby	F	6-6	233	FR	HS	Cahokie, Ill./Montrose Christian/St. John's Northwestern Military Acad. (Wisconsin)
15	PJ Dozier	G	6-6	200	FR	HS	Columbia, S.C./Spring Valley
4	Jamall Gregory	G	6-2	202	FR	HS	Washington, D.C./Coolidge/Elev8 Institute (Florida)
31	Jarrell Holliman	F	6-7	200	R-SO	1VL	Alpharetta, Ga./Alpharetta/Elmhurst College
25	Mindaugas Kacinas	F	6-7	229	SR	3VL	Klaipeda, Lithuania/Word of Life Fire Traditional School
20	Justin McKie	G	6-4	197	JR	2VL	Columbia, S.C./Irmo
10	Duane Notice	G	6-2	218	JR	2VL	Woodbridge, Canada/St. Michael's/St. Thomas More (Oakdale, Conn.)
21	John Ragin	G	6-2	177	FR	HS	Eastover, S.C./Cardinal Newman
30	Chris Silva	F	6-9	220	FR	HS	Libreville, Gabon/Roselle (N.J.) Catholic
35	Brian Steele	F	6-5	204	SR	3VL	Greenville, S.C./Wade Hampton School
1	Marcus Stroman	G	6-2	185	SO	1VL	Columbia, S.C./Keenan
0	Sindarius Thornwell	G	6-5	215	JR	2VL	Lancaster, S.C./Oak Hill Academy

Numerical Roster

No.	Name	Pos.	Ht.	Wt.	Cl.	Exp.	Hometown/High/Last School
0	Sindarius Thornwell	G	6-5	215	JR	2VL	Lancaster, S.C./Oak Hill Academy
1	Marcus Stroman	G	6-2	185	SO	1VL	Columbia, S.C./Keenan
2	Raymond Doby	F	6-6	233	FR	HS	Cahokie, Ill./Montrose Christian/St. John's Northwestern Military Acad. (Wisconsin)
4	Jamall Gregory	G	6-2	202	FR	HS	Washington, D.C./Coolidge/Elev8 Institute (Florida)
5	TeMarcus Blanton	G	6-5	215	R-FR	HS	Locust Grove, Ga./Luella
10	Duane Notice	G	6-2	218	JR	2VL	Woodbridge, Canada/St. Michael's/St. Thomas More (Oakdale, Conn.)
14	Laimonas Chatkevicius	F	6-11	245	SR	3VL	Klaipeda, Lithuania/South Kent School
15	PJ Dozier	G	6-6	200	FR	HS	Columbia, S.C./Spring Valley
20	Justin McKie	G	6-4	197	JR	2VL	Columbia, S.C./Irmo
21	John Ragin	G	6-2	177	FR	HS	Eastover, S.C./Cardinal Newman
23	Eric Cobb	F	6-9	296	FR	HS	Jacksonville, Fla./St. Francis Academy (Maryland)
24	Michael Carrera	F	6-5	214	SR	3VL	Anzoátegui, Venezuela/Montrose Christian School
25	Mindaugas Kacinas	F	6-7	229	SR	3VL	Klaipeda, Lithuania/Word of Life Fire Traditional School
30	Chris Silva	F	6-9	220	FR	HS	Libreville, Gabon/Roselle (N.J.) Catholic
31	Jarrell Holliman	F	6-7	200	R-SO	1VL	Alpharetta, Ga./Alpharetta/Elmhurst College
35	Brian Steele	F	6-5	204	SR	3VL	Greenville, S.C./Wade Hampton School

Head Coach: Frank Martin (Florida International, '93)

Associate Head Coach/Recruiting Coordinator: Matt Figger (Eastern Kentucky, '95)

Assistant Coach: Perry Clark (Gettysburg, '74)

Assistant Coach: Lamont Evans (Kansas State, '09)

Director of Basketball Operations: Andy Assaley (Cincinnati, '96)

Strength & Conditioning Coach: Scott Greenawalt (Muskingum College, '98)

Athletic Trainer: Mark Rodger (Buffalo, '01)

Video Coordinator: Patrick Schulte (Kansas State, '13)

Student-Athlete Development: Doug Edwards (Florida State, '07)

Special Assistant to the Head Coach: Jarett Gerald (South Carolina, '11)


Associate Media Relations Director: Emily Miles (Feeney) (Ball State, '03)

TOP RETURNING ...

Scorer.....	Notice, 11.7 ppg
Rebounder.....	Carrera, 5.7 rpg
Assist Maker.....	Stroman, 3.1 apg
FG Shooter *.....	Kacinas, 56.1%
3-Point FG Shooter \$.....	Notice, 36.3%
FT Shooter \$.....	Notice, 79.1%
Shot Blocker.....	Chatkevicius, 1.3 bpg
Steal Maker.....	Thornwell, 1.3 spg

* at least 100 attempts

\$ at least 50 attempts



HEAD COACH FRANK MARTIN

HEAD COACH | NINTH SEASON OVERALL | 163-108 (.601) | FOURTH SEASON AT SOUTH CAROLINA | 46-54 (.460)

THE MARTIN FILE

COACHING

Experience

31st year

College Experience

16th season

College Head Coach Experience

9th season

Hire Date At Carolina

March 27, 2012

PERSONAL

Hometown

Miami, Fla.

Alma Mater

Florida International, 1993 (B.A. Physical Ed.)

Family

Wife, Anya

Children, Brandon, Amalia and Christian

COACHING RESUME

High School

Miami Senior High, 1985-93

Varsity Boys' Assistant Coach

Junior Varsity Boys' Head Coach

North Miami High, Head Coach, 1993-95

Miami Senior High, Head Coach, 1995-98

B.T. Washington High, Head Coach, 1999-2000

College Assistant Coach

Northeastern, 2000-04

Cincinnati, 2004-06

Kansas State, 2006-07

College Head Coach

Kansas State, 2007-12

South Carolina, 2012-present

Frank Martin was named the head men's basketball coach at the University of South Carolina on March 27, 2012, becoming the 32nd head coach in the history of the South Carolina program, which enters its 108th season as a varsity sport in 2015-16. Martin owns a 162-108 (.600) overall record as a head coach, entering his ninth season overall, and fourth season at South Carolina.

During his first season (2012-13) in Columbia, Martin led his squad to a 14-18 record, which included a 4-14 mark in SEC contests. The Garnet and Black captured the Hoops For Hope Classic tournament crown after posting a 4-0 record competing in the event with home victories over Milwaukee and Rider, before defeating Missouri State in overtime, and UALR in Puerto Vallarta, Mexico, over the Thanksgiving holiday. Freshman forward Michael Carrera was honored after the conclusion of the regular season with selection to the 2013 SEC All-Freshman Team, as voted on by the league's head coaches. During the spring of 2013, the Gamecock coaching staff signed seven freshmen, while welcoming Villanova transfer Ty Johnson to the team, a recruiting class which ranked No. 23 in the nation according to ESPN.com.

Martin's second season (2013-14) leading the Gamecocks saw the squad win four of its final six games of the year, including two games in the SEC Tournament, marking the first Tournament wins for the Gamecocks since the 2008 campaign. Martin and his staff put together a non-conference schedule that challenged his team to prepare for the rigors of the SEC campaign. The Gamecocks posted several quality victories, including a win versus Saint Mary's at the Hawaiian Airlines Diamond Head Classic in December, and home victories versus Alabama, Vanderbilt and No. 17 Kentucky to name a few.

Martin tutored his second SEC All-Freshman Team honoree in as many seasons, as rookie guard Sindarius Thornwell led all freshmen in the SEC in league games in points (15.6) and assists (4.0) to earn a spot on the postseason team. Thornwell also garnered three SEC Freshman of the Week awards, and was named the Feb. 18 Wayman Tisdale National Freshman of the Week.

South Carolina put together a 9-3 non-conference record in 2014-15, entering SEC play receiving votes in both the Coaches and AP Top 25 polls for the first time since 2006 and 2009, respectively. Martin led his Gamecocks to a thrilling upset win over No. 9/9 Iowa State at the Barclays Center in Brooklyn, N.Y., on Jan. 3, marking Carolina's first win over a top-10 opponent since the 2009-10 campaign. The Gamecocks ranked as high as fourth in the nation in opponent field goal percentage during the season, and finished the campaign holding opponents to just 38.7 percent from the field, which ranked 13th nationally. Sophomore guards Duane Notice and Sindarius Thornwell each picked up an SEC Player of the Week honor during the campaign, and for the second-straight season, the Gamecocks won four of their final six games and won two contests in the SEC Tournament, advancing to the quarterfinal round.

Carolina posted a final record of 17-16 for the 2014-15 campaign, which marked the first winning season for the squad since the 2008-09 season, while Carolina's six SEC wins marked the highest since 2010 as well. Martin also announced during the summer, that his team had completed its fifth-straight semester with a cumulative team GPA of 3.0 or above in the spring. For its classroom achievements, South Carolina was honored with the NABC's Team Academic Excellence Award, the only SEC team to be named to the list. Individually, three Gamecocks were named to the NABC Honors Court, in juniors Laimonas Chatkevicius and Mindaugas Kacinas, and senior, Austin Constable, who was on his second Honors Court list. South Carolina saw 12 student-athletes named to the SEC Winter Academic, and the SEC First-Year Academic Honor Rolls for the year.

Martin's second season (2013-14) leading the Gamecocks saw the squad win four of its final six games of the year, including two games in the SEC Tournament, marking the first Tournament wins for the Gamecocks since the 2008 campaign. Martin and his staff put together a non-conference schedule that challenged his team to prepare for the rigors of the SEC campaign. The Gamecocks posted several quality victories, including a win versus Saint Mary's at the Hawaiian Airlines Diamond Head Classic in December, and home victories versus Alabama, Vanderbilt and No. 17 Kentucky to name a few.

MARTIN'S CAREER RECORD, YEAR-BY-YEAR

YEAR	RECORD	CONFERENCE (FINISH)	POSTSEASON
2007-08	21-12	10-6 (3rd)	1-1; NCAA Tournament 2nd Round
2008-09	22-12	9-7 (t4th)	1-1; NIT
2009-10	29-8	11-5 (t2nd)	3-1; NCAA Tournament Elite Eight
2010-11	23-11	10-6 (t3rd)	1-1; NCAA Tournament Third Round
2011-12	22-11	10-8 (5th)	1-1; NCAA Tournament Third Round
2012-13	14-18	4-14 (t12th)	-
2013-14	14-20	5-13 (13th)	-
2014-15	17-16	6-12 (t11th)	-
2015-16	1-0	-	-
Totals	163-108 (.601)	65-71 (.477)	7-5 (.583)/4 NCAA/1 NIT

GAMECOCKS' RECORD WHEN ...

At home	1-0
On the road	0-0
At neutral sites	0-0
In overtime	0-0
vs. Top 25 team	0-0
vs. Top 10 team	0-0
vs. Top 3 team	0-0
Leading at half	1-0
Trailing at half	0-0
Tied at half	0-0
Shooting 50% or better	0-0
Shooting between 39-49%	1-0
Shooting less than 39%	0-0
Opp. shooting 50% or better	0-0
Opp. shooting between 39-49%	0-0
Opp. shooting less than 39%	1-0
Shooting better than opp.	1-0
Shooting worse then/equal to opp.	0-0
Starters out-score opp. starters	1-0
Opp. starters score/equal more	0-0
Bench out-scores opp. bench	1-0
Opp. bench scores/equals more	0-0
Having more FTs than opp.	1-0
Having equal/less FTs than opp.	0-0
Have more TOs than opp.	0-0
Having equal/less TOs than opp.	1-0
Having more rebounds than opp.	1-0
Having equal/less rebounds than opp.	0-0
Making 6 or more 3FGs	1-0
Having 15 or more assists	1-0
Score more points in paint than opp.	1-0
Scoring equal/less points in paint than opp.	0-0
Scoring more points off TOs than opp.	1-0
Scoring equal/less points off TOs than opp.	0-0
Scoring more 2nd-chance points than opp.	1-0
Scoring equal/less 2nd-chance points than opp.	0-0
Scoring more fast break points than opp.	1-0
Scoring equal/less fast break points than opp.	0-0
Wearing white uniforms	1-0
Wearing Garnet uniforms	0-0
Wearing Black uniforms	0-0
Playing on live TV/live broadcast	1-0
Playing in November	1-0
Playing in December	0-0
Playing in January	0-0
Playing in February	0-0
Playing in March	0-0
Playing a day-game	0-0
Playing a night-game	1-0
Playing on Sunday	0-0
Playing on a Monday	0-0
Playing on a Tuesday	0-0
Playing on a Wednesday	0-0
Playing on a Thursday	0-0
Playing on a Friday	0-0
Playing on a Saturday	1-0
Scoring margin is 5 points or less	0-0
Margin is between 6-10	0-0
Margin is between 11-20	1-0
Margin is more than 20	0-0
Scoring 59 points or less	0-0
Scoring 60-69 points	0-0
Scoring 70-79 points	0-0
Scoring 80-89 points	1-0
Scoring 90-99 points	0-0
Scoring 100+ points	0-0

MISCELLANEOUS

Current streak	W1
Home court streak	W1
Away streak	-
Neutral court streak	-

2015-16 SUPERLATIVES

(tied for team lead also included)

Scoring Leaders	'15-16	Career
Sindarius Thornwell	1	23
Duane Notice	1	13

Rebounding Leaders	'15-16	Career
Chris Silva	1	1

Assists Leaders	'15-16	Career
Duane Notice	1	25
PJ Dozier	1	1

Blocks Leaders	'15-16	Career
Chris Silva	1	1

Steals Leaders	'15-16	Career
Sindarius Thornwell	1	23
PJ Dozier	1	1

Double-Figure Scoring	'15-16	Career
Sindarius Thornwell	1	45
Duane Notice	1	34
Laimonas Chatkevicius	1	21
Chris Silva	1	1

20+ points	'15-16	Career
-		

30+ points	'15-16	Career
-		

Double-Figure Rebounding	'15-16	Career
-		

5+ assists	'15-16	Career
-		

3+ steals	'15-16	Career
Sindarius Thornwell	1	8
PJ Dozier	1	1

2+ blocks	'15-16	Career
Chris Silva	1	1

Double-Doubles	'15-16	Career
-		

Clutch Free Throws (under 5 min/OT)

	FT-FTA	FT%
Chris Silva	2-2	1.000
Sindarius Thornwell	1-2	.500
Totals	3-4	.750

Dunks	'15-16
Chris Silva	2

Charges Taken	'15-16
Michael Carrera	2
Chris Silva	1

Miscellaneous

Largest Halftime Lead	
SC	6, vs. Norfolk State, Nov. 14, 2015
Opp	-
Smallest Halftime Lead	
SC	6, vs. Norfolk State, Nov. 14, 2015
Opp	-
Fewest Points In First Half	
SC	40, vs. Norfolk State, Nov. 14, 2015
Opp	34, Norfolk State, Nov. 14, 2015
Most Points In First Half	
SC	40, vs. Norfolk State, Nov. 14, 2015
Opp	34, Norfolk State, Nov. 14, 2015
Fewest Points In Second Half	
SC	44, vs. Norfolk State, Nov. 14, 2015
Opp	35, Norfolk State, Nov. 14, 2015
Most Points In Second Half	
SC	44, vs. Norfolk State, Nov. 14, 2015
Opp	35, Norfolk State, Nov. 14, 2015
Most Points in Overtime	
SC	-
Opp	-
Largest Margin of Victory	
SC	15, vs. Norfolk State, Nov. 14, 2015
Opp	-
Smallest Margin of Victory	
SC	15, vs. Norfolk State, Nov. 14, 2015
Opp	-

**EXHIB. - CAROLINA 71, ALLEN 43
NOV. 8, 2015/COLONIAL LIFE ARENA**

COLUMBIA, S.C. - The South Carolina men's basketball team held its lone exhibition game of the 2015-16 season on Sunday at Colonial Life Arena, posting a 71-43 win over Allen University. The Gamecocks jumped out to an early 17-4 lead thanks to a strong defensive effort, which held Allen scoreless for the first 5:59 of the contest. The Gamecocks held a 36-21 advantage at the break, stretching the lead to 20 in the second half on their way to the win.

At halftime of the contest, both teams remained on the court and the nine victims of the Emanuel AME Church shooting and their families were honored in a ceremony at mid-court. Nine people were killed during a Bible study session at the Emanuel AME Church in Charleston on June 17, 2015.

Carolina jumped on the Yellow Jackets early, scoring the game's first 12 points capped off by an Eric Cobb layup. Allen, however, wouldn't go away, and a 3-pointer by Latroy Strong cut the lead to 27-19 with 6:03 to go in the half. The Gamecocks would regroup and close the half on a 9-2 run, holding Allen scoreless for the final 3:54 to establish their lead at the break.

A four-point play by junior guard Sindarius Thornwell early in the second half pushed the lead to 20 and the Gamecocks never looked back. South Carolina forced 21 Allen turnovers and held the Yellow Jackets to 27.1 percent from the floor. Carolina also dominated the boards 69-28, with three Gamecocks pulling down double-figure rebounds, led by Cobb's 14.

Thornwell led all scorers with 17 points on 6-of-9 shooting, including 3-of-6 from 3-point range, while senior forward Laimonas Chatkevicius notched a double-double with 12 points and 13 rebounds. Cobb added eight points and Marcus Stroman dished out five assists to lead the team.

EXHIBITION

**Official Basketball Box Score -- Game Totals -- Final Statistics
Allen University vs South Carolina
11/8/15 4 p.m. ET at Columbia, S.C. (Colonial Life Arena)**

Allen University 43 • 2-2

#	Player	Total		3-Ptr		Rebounds		PF	TP	A	TO	Blk	Stl	Min	
		FG-FGA	FG-FTG	FT-FTA	Off	Def	Total								
01	MARSHALL, Donald	f	2-11	2-10	1-4	0	5	5	1	7	0	2	4	1	36
03	WADE, Sherrod	f	1-7	0-2	0-3	1	5	6	4	2	1	5	0	2	31
24	MCCORD, Derrick	f	1-7	0-1	0-4	3	1	4	1	2	0	3	1	0	21
12	DX, Markez	c	1-3	0-0	0-0	2	1	3	4	2	0	2	1	2	20
04	JONES, Mark	g	0-1	0-0	0-0	2	2	2	2	0	3	3	0	1	19
10	HARRIS, Avery	f	1-5	0-2	0-0	0	0	0	2	2	1	1	0	0	10
11	MAN, See	f	0-2	0-2	0-0	0	0	0	0	0	1	0	0	0	2
13	FITZGERALD, Seth	f	0-5	0-3	0-0	0	0	0	0	0	2	0	0	0	9
14	JOHNSON, Emaray	f	2-4	1-3	1-2	0	0	0	0	6	0	3	0	1	15
15	SMITH, Sean	f	2-6	0-1	0-1	0	1	1	0	4	2	0	0	2	16
20	WILSON, Richard	f	1-1	0-0	0-0	0	0	0	0	2	0	1	0	1	2
22	DRUMMER, Ivory	f	3-4	3-3	0-2	1	1	2	1	9	0	1	0	0	11
23	STRONG, Latroy	f	2-3	2-2	1-2	0	1	1	1	7	0	0	0	0	7
34	DOBY, Anternee	f	0-0	0-0	0-0	0	0	0	0	0	0	0	0	0	1
	Team		3	1	4										
	Totals		16-59	8-29	3-18	10	18	28	16	43	10	21	6	10	200

FG % 1st Half: 7-28 25.0% 2nd Half: 9-31 29.0% Game: 16-59 27.1%
 3FG % 1st Half: 5-12 41.7% 2nd Half: 3-17 17.6% Game: 8-29 27.6%
 FT % 1st Half: 2-8 25.0% 2nd Half: 1-10 10.0% Game: 3-18 16.7%

South Carolina 71 • 0-0

#	Player	Total		3-Ptr		Rebounds		PF	TP	A	TO	Blk	Stl	Min	
		FG-FGA	FG-FTG	FT-FTA	Off	Def	Total								
14	CHATKEVICIUS, L.	f	6-9	0-1	0-3	5	8	13	3	12	0	0	2	2	21
4	CARRERA, Michael	f	2-4	1-1	0-0	2	1	3	5	5	0	2	0	2	8
30	SILVA, Chris	f	1-5	0-0	0-6	5	5	10	4	7	0	3	1	0	16
00	THORNWELL, Sindarius	g	6-9	3-6	2-4	1	2	3	0	17	1	2	1	1	17
10	NOTICE, Duane	g	1-8	1-7	0-0	2	2	4	0	3	2	1	0	0	22
01	STROMAN, Marcus	f	0-2	0-1	0-0	0	0	0	0	5	2	0	3	2	21
03	DOBY, Raymond	f	0-3	0-0	0-0	1	1	0	0	1	0	0	1	1	13
04	GREGORY, Jamal	f	0-2	0-1	0-0	0	1	1	0	0	3	0	0	1	12
05	BLANTON, TeMarcus	f	3-6	1-3	0-0	2	1	3	0	7	0	2	0	0	6
15	DOZIER, PJ	f	3-13	1-4	0-0	3	4	7	2	7	4	6	0	2	20
20	MCKIE, Justin	f	1-4	1-3	0-0	0	0	0	1	3	3	1	1	0	13
21	RAGIN, John	f	0-1	0-0	0-0	1	2	0	0	1	0	0	0	0	4
23	COBB, Eric	f	4-9	0-0	0-0	4	0	14	3	8	0	3	1	0	23
31	HOLLIMAN, Jarrell	f	1-1	0-0	0-0	1	0	1	0	2	0	1	0	1	4
	Team		4	3	7					1					
	Totals		28-76	8-28	7-13	30	39	69	18	71	18	26	6	13	200

FG % 1st Half: 14-35 40.0% 2nd Half: 14-41 34.1% Game: 28-76 36.8%
 3FG % 1st Half: 4-15 26.7% 2nd Half: 4-13 30.8% Game: 8-28 28.6%
 FT % 1st Half: 4-6 66.7% 2nd Half: 3-7 42.9% Game: 7-13 53.8%

Officials: John Hampton, Ted Valentine, JB Demosa
 Technical fouls: Allen University-None. South Carolina-None.
 Attendance: 4051
 Exhibition

Score by periods	1st	2nd	Total
Allen University	21	22	43
South Carolina	36	35	71

Last FG - AU 2nd-00:02, SC 2nd-01:33
 Largest lead - AU None, SC by 34 2nd-01:55
 AU led for 00:00. SC led for 38:40. Game was tied for 01:06.

**GAME 1 - CAROLINA 84, NORFOLK STATE 69
NOV. 14, 2015/COLONIAL LIFE ARENA**

COLUMBIA, S.C. - The South Carolina men's basketball team grinded out a win in the opener to the 2015-16 season Saturday night, taking an 84-69 win over Norfolk State. It was the first game of the U.S. Virgin Islands Paradise Jam tournament, which will continue for Carolina in the Virgin Islands on Nov. 20 against DePaul. Four players scored in double figures for the Garnet and Black, with Sindarius Thornwell and Duane Notice leading the way with 14 points apiece.

Both teams started slow from the field, missing the first eight shots combined before PJ Dozier broke the seal with a mid-range jumper in the paint. Carolina would hit its next three shots and carried a 9-2 lead into the first media timeout.

Duane Notice came in off the bench and helped to extend the early advantage, connecting on his first three attempts from 3-point range with a four-point play mixed in for good measure. His third 3 made would bring the lead up to 16-4, as the junior tallied 12 points in his first six minutes on the court.

For as fast of a start the offense got off to, Carolina's patented tough defense was just as good early in the game. Norfolk State would not score for the first four minutes of action, and shot just 27 percent from the field over the first ten minutes.

The Spartans were able to narrow the deficit down the stretch thanks in part to a Gamecock field goal drought, but not enough to keep the home side from taking a 40-34 lead into the halftime break.

The Gamecocks were able to hold the lead despite just three made field goals in the final 11 minutes of the half. Free throws would carry Carolina through the lull, with the team hitting 16 from the charity stripe. Norfolk was able to chip away thanks to a late burst from 3; of the team's final five field goals made, four came from 3-point range.

The offense picked up out of the break to put Carolina back up by double digits, with Dozier and Sindarius Thornwell hitting 3s on back-to-back possessions. The Gamecocks hit 5-of-6 field goals through the opening four minutes of the second half to extend the lead to 52-41. Norfolk State would find equal success shooting the ball, however, and kept within striking distance with a 4-for-4 start on field goals.

A switch to zone by the Spartans, mixed with a full-court press, slowed the overall pace of the game down considerably, but a fast-break alley-oop from Dozier to Chris Silva woke up the crowd at Colonial Life Arena. Norfolk State continued to rely on the deep ball to cut into its deficit, making four 3s in its first eight field goals overall in the first ten minutes of the half; the fourth to make it a 61-56 game in Carolina's favor.

Carolina held the Spartans at an arm's length for much of the half, but were able to use a 7-0 run starting at the eight-minute mark to provide the cushion it would need to cruise to the win. The visitors, plagued by foul troubles all night, were particularly stung by the loss of guard Jeff Short, who averaged 19 points per game last season but fouled out with five minutes to play. In his absence, the visitors made just two of their final 12 attempts from the field as Carolina pulled away down the stretch.

GAME 1

**Official Basketball Box Score -- Game Totals -- Final Statistics
Norfolk State vs South Carolina
11/14/15 7 p.m. ET at Columbia, S.C. (Colonial Life Arena)**

Norfolk State 69 • 0-1

#	Player	Total		3-Ptr		Rebounds		PF	TP	A	TO	Blk	Stl	Min	
		FG-FGA	FG-FTG	FT-FTA	Off	Def	Total								
10	SHORT, Jeff	f	4-11	3-6	5-5	0	3	5	16	2	3	0	0	32	
45	BUTLER, Jordan	f	2-4	0-0	0-1	2	3	5	4	4	2	1	1	1	24
01	BUNGEI, Preston	g	1-3	0-1	1-1	3	1	4	4	3	0	1	1	1	17
02	ROBINSON, Zaynah	g	2-11	2-6	2-2	0	5	3	8	5	0	0	2	35	
04	TAYLOR, D'Shon	g	0-3	0-2	2-2	0	3	3	5	2	1	3	0	0	15
00	KELLEY, Brian	f	0-1	0-0	0-0	1	2	3	1	0	0	3	1	1	6
03	WADE, Jonathan	f	3-5	1-2	3-4	1	1	2	5	10	1	1	0	0	19
15	BANNER, Devonte	f	0-0	0-0	0-0	0	0	0	0	0	0	0	0	0	1
20	OLIVER, Charles	f	7-13	5-10	2-2	0	2	4	21	1	2	0	0	0	30
22	LONG, Alex	f	0-5	0-1	5-6	2	3	5	4	5	0	3	0	2	21
	Team		3	0	3					1					
	Totals		19-56	11-28	20-23	12	23	35	35	69	12	18	3	7	200

FG % 1st Half: 9-28 32.1% 2nd Half: 10-28 35.7% Game: 19-56 33.9%
 3FG % 1st Half: 5-13 38.5% 2nd Half: 6-15 40.0% Game: 11-28 39.3%
 FT % 1st Half: 11-11 100.0 2nd Half: 9-12 75.0% Game: 20-23 87.0%

South Carolina 84 • 1-0

#	Player	Total		3-Ptr		Rebounds		PF	TP	A	TO	Blk	Stl	Min	
		FG-FGA	FG-FTG	FT-FTA	Off	Def	Total								
14	CHATKEVICIUS, L.	f	5-8	0-1	3-3	3	1	4	2	13	1	0	1	0	21
24	CARRERA, Michael	f	1-8	1-4	1-2	1	5	6	1	4	1	2	1	1	26
25	KACINAS, Mindaugas	f	2-7	1-3	3-4	3	1	4	2	8	2	1	0	0	28
00	THORNWELL, Sindarius	g	3-9	1-3	7-9	0	4	4	2	14	2	3	0	3	31
15	DOZIER, PJ	g	3-7	1-2	0-2	1	3	4	3	7	3	1	0	3	21
01	STROMAN, Marcus	f	1-1	1-1	2-4	1	2	3	0	5	2	2	0	0	17
05	BLANTON, TeMarcus	f	0-0	0-0	0-0	0	0	0	1	0	1	0	0	0	1
10	NOTICE, Duane	f	4-11	3-6	3-3	1	2	3	3	14	3	0	0	0	20
20	MCKIE, Justin	f	1-2	1-2	2-2	0	1	1	0	5	0	0	0	0	3
23	COBB, Eric	f	1-1	0-0	0-1	0	1	1	2	2	0	1	0	1	8
30	SILVA, Chris	f	2-5	0-0	8-12	5	4	9	3	12	0	3	2	1	24
	Team		4	3	7					1					
	Totals		23-59	9-22	29-42	19	27	46	19	84	15	13	4	9	200

FG % 1st Half: 10-29 34.5% 2nd Half: 13-30 43.3% Game: 23-59 39.0%
 3FG % 1st Half: 4-11 36.4% 2nd Half: 5-11 45.5% Game: 9-22 40.9%
 FT % 1st Half: 16-20 80.0% 2nd Half: 13-22 59.1% Game: 29-42 69.0%

Officials: Olands Poolo, Joe Lindsay, Bart Lennox
 Technical fouls: Norfolk State-None. South Carolina-None.
 Attendance: 10623

Score by periods	1st	2nd	Total
Norfolk State	34	35	69
South Carolina	40	44	84

Last FG - NSUM 2nd-02:05, SC 2nd-00:39
 Largest lead - NSUM None, SC by 16 2nd-02:20.
 NSUM led for 00:00. SC led for 37:37. Game was tied for 02:23.



#24 - MICHAEL CARRERA

SENIOR | FORWARD | 6'5" | 214 | 3 LETTERS

ANZOÁTEGUI, VENEZUELA/MONTROSE CHRISTIAN SCHOOL

SEASON NOTABLES

- Team's top returning rebounder after collecting 5.7 per game last season
- Has led the team in rebounding all three of his seasons at South Carolina, including a career high 7.2 per game during his rookie season (2012-13)
- Scored five points and collected three rebounds before fouling out of exhibition vs. Allen
- Tallied four points and collected six rebounds in season opener vs. Norfolk State

CARRERA'S CAREER HIGHS

Points

Career 23, vs. LSU (Jan. 16, 2013)
 Season 4, vs. Norfolk State (Nov. 14, 2015)

Field Goals

Career 7, vs. LSU (Jan. 16, 2013)
 Season 1, vs. Norfolk State (Nov. 14, 2015)

Field Goal Attempts

Career 13, twice, last vs. Texas A&M (March 2, 2013)
 Season 8, vs. Norfolk State (Nov. 14, 2015)

3-Point Field Goals

Career 2, 4x, last at LSU (Jan. 28, 2015)
 Season 1, vs. Norfolk State (Nov. 14, 2015)

3-Point Field Goal Attempts

Career 5, vs. Longwood (Nov. 9, 2013)
 Season 4, vs. Norfolk State (Nov. 14, 2015)

Free Throws

Career 9, vs. LSU (Jan. 16, 2013)
 Season 1, vs. Norfolk State (Nov. 14, 2015)

Free Throw Attempts

Career 10, vs. LSU (Jan. 16, 2013)
 Season 2, vs. Norfolk State (Nov. 14, 2015)

Rebounds

Career 15, vs. Milwaukee (Nov. 1, 2012)
 Season 6, vs. Norfolk State (Nov. 14, 2015)

Assists

Career 5, vs. Auburn (Jan. 12, 2013)
 Season 1, vs. Norfolk State (Nov. 14, 2015)

Blocks

Career 4, twice, last vs. Alabama (Feb. 15, 2014)
 Season 1, vs. Norfolk State (Nov. 14, 2015)

Steals

Career 4, at Texas A&M (Jan. 15, 2014)
 Season 1, vs. Norfolk State (Nov. 14, 2015)

Minutes Played

Career 36, vs. LSU (Jan. 16, 2013)
 Season 26, vs. Norfolk State (Nov. 14, 2015)

2015-16

Opponent	Date	GS	Min	FG-FGA	Pct	3FG-FGA	Pct	FT-FTA	Pct	Off	Def	Tot	Avg	PF	FO	A	TO	Blk	Sd	Pts	Avg
Norfolk State	11/14/15	*	26	1-8	0.125	1-4	.250	1-2	.500	1	5	6	6.0	1	0	1	2	1	1	4	4.0
Oral Roberts	11/16/15																				
vs. DePaul	11/20/15																				
vs. TBD	11/21/22/15																				
vs. TBD	11/23/15																				
Lipscomb	11/27/15																				
Western Carolina	11/30/15																				
USF	12/5/15																				
Drexel	12/15/15																				
at Clemson	12/18/15																				
vs. St. John's	12/22/15																				
Francis Marion	12/30/15																				
Memphis	1/2/16																				
at Auburn	1/5/16																				
Vanderbilt	1/9/16																				
at Alabama	1/13/16																				
Missouri	1/16/16																				
at Ole Miss	1/19/16																				
at Tennessee	1/23/16																				
Mississippi State	1/26/16																				
Alabama	1/30/16																				
at Georgia	2/2/16																				
Texas A&M	2/6/16																				
LSU	2/10/16																				
Kentucky	2/13/16																				
at Missouri	2/16/16																				
Florida	2/20/16																				
Tennessee	2/24/16																				
at Mississippi State	2/27/16																				
Georgia	3/3/16																				
at Arkansas	3/5/16																				

CAREER STATISTICS

Season	GP-GS	Min	Avg	FG	FGA	Pct	3FG	3FGA	Pct	FT	FTA	Pct	Off	Def	Tot	Avg	PF	FO	Ast	TO	Blk	Stl	Pts	Avg
2012-13	27-22	572	21.2	89	201	.443	7	20	.350	83	112	.741	80	115	195	7.2	85	5	17	51	17	9	268	9.9
2013-14	33-20	649	19.7	64	169	.379	7	30	.233	63	100	.630	76	110	186	5.6	87	1	17	38	32	26	198	6.0
2014-15	30-21	635	21.2	70	167	.419	12	39	.308	62	88	.705	65	107	172	5.7	88	3	12	32	20	12	214	7.1
2015-16	1-1	26	26.0	1	8	.125	1	4	.250	1	2	.500	1	5	6	6.0	1	0	1	2	1	1	4	4.0
Totals	91-64	1882	20.7	224	545	.411	27	93	.290	209	302	.692	222	337	559	6.1	261	9	47	123	70	48	684	7.5

CAREER SEC STATISTICS

Season	GP-GS	Min	Avg	FG	FGA	Pct	3FG	3FGA	Pct	FT	FTA	Pct	Off	Def	Tot	Avg	PF	FO	Ast	TO	Blk	Stl	Pts	Avg
2013	18-15	394	21.9	59	139	.424	5	15	.333	53	74	.716	54	77	131	7.3	57	4	11	32	8	8	176	9.8
2014	18-14	395	21.9	34	90	.378	3	13	.231	32	55	.582	49	69	118	6.6	52	1	9	18	19	16	103	5.7
2015	18-13	404	22.4	43	101	.426	7	24	.292	40	51	.784	46	69	107	6.4	54	2	9	21	12	6	133	7.4
Totals	54-42	1194	22.1	136	330	.412	15	52	.288	125	180	.694	149	215	364	6.7	163	7	29	71	39	30	412	7.6

GAME #2 - VS. ORAL ROBERTS - MONDAY, NOV. 16, 2015 - GAMECOCK BASKETBALL



#14 - LAIMONAS CHATKEVICIUS

SENIOR | FORWARD | 6'11" | 245 | 3 LETTERS

KLAIPEDA, LITHUANIA/SOUTH KENT SCHOOL (CONN.)

SEASON NOTABLES

- Put together best season of his career during junior campaign, nearly doubling season scoring average and more than doubling blocked shots
- 1.3 blocks per game as a junior ranked eighth in the SEC
- Tallied a double-double in exhibition vs. Allen with 12 points and 13 rebounds, including five offensive boards
- 13 points with four rebounds, one assist and one block in 21 minutes in the opener vs. Norfolk State

CHATKEVICIUS' CAREER HIGHS

Points

Career 18, twice, last vs. Miss. State (Feb. 28, 2015)
 Season 13, vs. Norfolk State (Nov. 14, 2015)

Field Goals

Career 8, twice, last vs. Miss. State (Feb. 28, 2015)
 Season 5, vs. Norfolk State (Nov. 14, 2015)

Field Goal Attempts

Career 13, twice, last vs. Miss. State (Feb. 28, 2015)
 Season 8, vs. Norfolk State (Nov. 14, 2015)

3-Point Field Goals

Career 2, vs. UNC Asheville (Nov. 26, 2014)
 Season -

3-Point Field Goal Attempts

Career 2, 4x, last vs. Miss. State (Feb. 28, 2015)
 Season 1, vs. Norfolk State (Nov. 14, 2015)

Free Throws

Career 8, vs. Arkansas (March 13, 2014)
 Season 3, vs. Norfolk State (Nov. 14, 2015)

Free Throw Attempts

Career 10, vs. Arkansas (March 13, 2014)
 Season 3, vs. Norfolk State (Nov. 14, 2015)

Rebounds

Career 13, vs. UNC Asheville (Nov. 26, 2014)
 Season 4, vs. Norfolk State (Nov. 14, 2015)

Assists

Career 4, vs. Jacksonville (Dec. 7, 2012)
 Season 1, vs. Norfolk State (Nov. 14, 2015)

Blocks

Career 3, 6x, last at Arkansas (Feb. 3, 2015)
 Season 1, vs. Norfolk State (Nov. 14, 2015)

Steals

Career 3, at Tennessee (Feb. 8, 2014)
 Season -

Minutes Played

Career 35, vs. Mississippi State (Feb. 28, 2015)
 Season 21, vs. Norfolk State (Nov. 14, 2015)

2015-16

Opponent	Date	GS	Min	FG-FGA	Pct	3FG-FGA	Pct	FT-FTA	Pct	Off	Def	Tot	Avg	PF	FO	A	TO	Blk	Sd	Pts	Avg
Norfolk State	11/14/15	*	21	5-8	.625	0-1	.000	3-3	1.000	3	1	4	4.0	2	0	1	0	1	0	13	13.0
Oral Roberts	11/16/15																				
vs. DePaul	11/20/15																				
vs. TBD	11/21/22/15																				
vs. TBD	11/23/15																				
Lipscomb	11/27/15																				
Western Carolina	11/30/15																				
USF	12/5/15																				
Drexel	12/15/15																				
at Clemson	12/18/15																				
vs. St. John's	12/22/15																				
Francis Marion	12/30/15																				
Memphis	1/2/16																				
at Auburn	1/5/16																				
Vanderbilt	1/9/16																				
at Alabama	1/13/16																				
Missouri	1/16/16																				
at Ole Miss	1/19/16																				
at Tennessee	1/23/16																				
Mississippi State	1/26/16																				
Alabama	1/30/16																				
at Georgia	2/2/16																				
Texas A&M	2/6/16																				
LSU	2/10/16																				
Kentucky	2/13/16																				
at Missouri	2/16/16																				
Florida	2/20/16																				
Tennessee	2/24/16																				
at Mississippi State	2/27/16																				
Georgia	3/3/16																				
at Arkansas	3/5/16																				

CAREER STATISTICS

Season	GP-GS	Min	Avg	FG	FGA	Pct	3FG	3FGA	Pct	FT	FTA	Pct	Off	Def	Tot	Avg	PF	FO	Ast	TO	Blk	Stl	Pts	Avg
2012-13	23-10	304	13.2	38	85	.447	3	10	.300	22	36	.611	28	46	74	3.2	42	1	12	32	13	3	101	4.4
2013-14	33-1	426	12.9	65	121	.537	0	1	.000	29	42	.690	40	94	134	4.1	78	2	13	32	20	13	159	4.8
2014-15	33-26	753	22.8	118	237	.498	8	27	.296	40	55	.727	52	120	172	5.2	74	2	21	45	44	11	284	8.6
2015-16	1-1	21	21.0	5	8	.625	0	1	.000	3	3	1.000	3	1	4	4.0	2	0	1	0	1	0	13	13.0
Totals	90-38	1504	16.7	226	451	.501	11	39	.282	94	136	.691	123	261	384	4.3	196	5	47	109	78	27	557	6.2

CAREER SEC STATISTICS

Season	GP-GS	Min	Avg	FG	FGA	Pct	3FG	3FGA	Pct	FT	FTA	Pct	Off	Def	Tot	Avg	PF	FO	Ast	TO	Blk	Stl	Pts	Avg
2013	15-10	214	14.3	23	59	.390	2	7	.286	19	28	.679	17	35	52	3.5	30	1	5	22	11	2	67	4.5
2014	18-1	241	13.4	36	64	.563	0	1	.000	10	17	.588	19	53	72	4.0	51	2	9	22	12	9	82	4.6
2015	18-16	418	23.2	57	125	.456	4	17	.235	21	29	.724	25	64	89	4.9	46	1	13	19	22	5	139	7.7
Totals	51-27	873	17.1	116	248	.468	6	25	.240	50	74	.676	61	152	213	4.2	127	4	27	63	45	16	288	5.6

GAME #2 - VS. ORAL ROBERTS - MONDAY, NOV. 16, 2015 - GAMECOCK BASKETBALL



#25 - MINDAUGAS KACINAS

SENIOR | FORWARD | 6'7" | 229 | 3 LETTERS

KLAIPEDA, LITHUANIA/WORD OF LIFE FIRE TRADITIONAL SCHOOL

SEASON NOTABLES

- Ranks seventh in Gamecock history in career field goal percentage (54.6%), after leading the team in the category the last two seasons
- Averaged 2.3 offensive rebounds per game as a junior
- DNP in exhibition vs. Allen due to lower back pain
- Earned the start in the opener vs. Norfolk State, posting eight points, with four rebounds and two assists in 28 minutes

KACINAS' CAREER HIGHS

Points

Career 18, vs. Rider (Nov. 19, 2012)
 Season 8, vs. Norfolk State (Nov. 14, 2015)

Field Goals

Career 8, vs. Rider (Nov. 19, 2012)
 Season 2, vs. Norfolk State (Nov. 14, 2015)

Field Goal Attempts

Career 11, 3x, last at Clemson (Nov. 13, 2013)
 Season 7, vs. Norfolk State (Nov. 14, 2015)

3-Point Field Goals

Career 2, twice, last vs. Florida (Jan. 7, 2015)
 Season 1, vs. Norfolk State (Nov. 14, 2015)

3-Point Field Goal Attempts

Career 4, twice, last vs. Florida (Jan. 7, 2015)
 Season 3, vs. Norfolk State (Nov. 14, 2015)

Free Throws

Career 6, 3x, last vs. N. Carolina A&T (Dec. 30, 2014)
 Season 3, vs. Norfolk State (Nov. 14, 2015)

Free Throw Attempts

Career 8, twice, last vs. Auburn (March 12, 2014)
 Season 4, vs. Norfolk State (Nov. 14, 2015)

Rebounds

Career 14, vs. Longwood (Nov. 9, 2013)
 Season 4, vs. Norfolk State (Nov. 14, 2015)

Assists

Career 3, 4x, last vs. Oklahoma St. (Dec. 6, 2014)
 Season 2, vs. Norfolk State (Nov. 14, 2015)

Blocks

Career 3, vs. Appalachian State (Dec. 19, 2012)
 Season -

Steals

Career 4, at Marshall (Dec. 1, 2014)
 Season -

Minutes Played

Career 36, 3x, last vs. Florida (March 4, 2014)
 Season 28, vs. Norfolk State (Nov. 14, 2015)

2015-16

Opponent	Date	GS	Min	FG-FGA	Pct	3FG-FGA	Pct	FFTA	Pct	Off	Def	Tot	Avg	PF	FO	A	TO	Blk	Stl	Pts	Avg
Norfolk State	11/14/15	*	28	2-7	.285	1-3	.333	3-4	.750	3	1	4	4.0	2	0	2	1	0	0	8	8.0
Oral Roberts	11/16/15																				
vs. DePaul	11/20/15																				
vs. TBD	11/21/22/15																				
vs. TBD	11/23/15																				
Lipscomb	11/27/15																				
Western Carolina	11/30/15																				
USF	12/5/15																				
Drexel	12/15/15																				
at Clemson	12/18/15																				
vs. St. John's	12/22/15																				
Francis Marion	12/30/15																				
Memphis	1/2/16																				
at Auburn	1/5/16																				
Vanderbilt	1/9/16																				
at Alabama	1/13/16																				
Missouri	1/16/16																				
at Ole Miss	1/19/16																				
at Tennessee	1/23/16																				
Mississippi State	1/26/16																				
Alabama	1/30/16																				
at Georgia	2/2/16																				
Texas A&M	2/6/16																				
LSU	2/10/16																				
Kentucky	2/13/16																				
at Missouri	2/16/16																				
Florida	2/20/16																				
Tennessee	2/24/16																				
at Mississippi State	2/27/16																				
Georgia	3/3/16																				
at Arkansas	3/5/16																				

CAREER STATISTICS

Season	GP-GS	Min	Avg	FG	FGA	Pct	3FG	3FGA	Pct	FT	FTA	Pct	Off	Def	Tot	Avg	PF	FO	Ast	TO	Blk	Stl	Pts	Avg
2012-13	31-9	606	19.5	57	110	.518	4	20	.200	34	50	.680	50	66	116	3.7	67	1	21	46	15	10	152	4.9
2013-14	34-27	818	24.1	70	126	.556	0	2	.000	50	77	.649	80	95	175	5.1	103	4	12	53	21	31	190	5.6
2014-15	33-0	710	21.5	74	132	.561	9	29	.310	43	59	.729	77	91	168	5.1	82	3	18	34	14	20	200	6.1
2015-16	1-1	28	28.0	2	7	.286	1	3	.333	3	4	.750	3	1	4	4.0	2	0	2	1	0	0	8	8.0
Totals	99-37	2162	21.8	203	375	.541	14	54	.259	130	190	.684	210	253	463	4.7	254	8	53	134	50	61	550	5.6

CAREER SEC STATISTICS

Season	GP-GS	Min	Avg	FG	FGA	Pct	3FG	3FGA	Pct	FT	FTA	Pct	Off	Def	Tot	Avg	PF	FO	Ast	TO	Blk	Stl	Pts	Avg
2013	17-4	255	15.0	16	40	.400	1	7	.143	11	16	.688	14	27	41	2.4	32	0	7	18	2	4	44	2.6
2014	18-11	382	21.2	34	57	.596	0	0	.000	24	36	.667	38	38	76	4.2	58	2	2	23	13	20	92	5.1
2015	18-0	375	20.8	40	72	.556	6	18	.333	19	30	.633	37	42	79	4.4	50	2	9	17	7	6	105	5.8
Totals	53-15	1012	19.1	90	169	.533	7	25	.280	54	82	.659	89	107	196	3.7	140	4	18	58	22	30	241	4.5

GAME #2 - VS. ORAL ROBERTS - MONDAY, NOV. 16, 2015 - GAMECOCK BASKETBALL



#20 - JUSTIN MCKIE

JUNIOR | GUARD | 6'4" | 197 | 2 LETTERS

COLUMBIA, S.C./IRMO

SEASON NOTABLES

- Put up career numbers in every major category as a sophomore, averaging 3.2 points and 1.8 rebounds in 11.3 minutes per game
- Tallied three points and three assists in exhibition vs. Allen
- Saw action in the opener vs. Norfolk State, scoring five points and collecting one rebound

MCKIE'S CAREER HIGHS

Points

Career 12, at Marshall (Dec. 1, 2014)
 Season 5, vs. Norfolk State (Nov. 14, 2015)

Field Goals

Career 5, at Marshall (Dec. 1, 2014)
 Season 1, vs. Norfolk State (Nov. 14, 2015)

Field Goal Attempts

Career 8, at Marshall (Dec. 1, 2014)
 Season 2, vs. Norfolk State (Nov. 14, 2015)

3-Point Field Goals

Career 2, twice, last vs. UNC Asheville (Nov. 26, 2014)
 Season 1, vs. Norfolk State (Nov. 14, 2015)

3-Point Field Goal Attempts

Career 3, twice, last at Marshall (Dec. 1, 2014)
 Season 2, vs. Norfolk State (Nov. 14, 2015)

Free Throws

Career 4, vs. Florida (Jan. 7, 2015)
 Season 2, vs. Norfolk State (Nov. 14, 2015)

Free Throw Attempts

Career 4, twice, last vs. Florida (Jan. 7, 2015)
 Season 2, vs. Norfolk State (Nov. 14, 2015)

Rebounds

Career 4, 6x, last vs. Miss. State (Feb. 28, 2015)
 Season 1, vs. Norfolk State (Nov. 14, 2015)

Assists

Career 2, 3x, last vs. Coker (Dec. 21, 2014)
 Season -

Blocks

Career 1, vs. Oklahoma St. (Dec. 6, 2014)
 Season -

Steals

Career 2, vs. Oklahoma St. (Dec. 6, 2014)
 Season -

Minutes Played

Career 23, vs. Miss. State (Feb. 28, 2015)
 Season 3, vs. Norfolk State (Nov. 14, 2015)

2015-16

Opponent	Date	GS	Min	FG-FGA	Pct	3FG-FGA	Pct	FT-FTA	Pct	Off	Def	Tot	Avg	PF	FO	A	TO	Blk	Sd	Pts	Avg
Norfolk State	11/14/15		3	1-2	.500	1-2	.500	2-2	1.000	0	1	1	1.0	0	0	0	0	0	0	5	5.0
Oral Roberts	11/16/15																				
vs. DePaul	11/20/15																				
vs. TBD	11/21/22/15																				
vs. TBD	11/23/15																				
Lipscomb	11/27/15																				
Western Carolina	11/30/15																				
USF	12/5/15																				
Drexel	12/15/15																				
at Clemson	12/18/15																				
vs. St. John's	12/22/15																				
Francis Marion	12/30/15																				
Memphis	1/2/16																				
at Auburn	1/5/16																				
Vanderbilt	1/9/16																				
at Alabama	1/13/16																				
Missouri	1/16/16																				
at Ole Miss	1/19/16																				
at Tennessee	1/23/16																				
Mississippi State	1/26/16																				
Alabama	1/30/16																				
at Georgia	2/2/16																				
Texas A&M	2/6/16																				
LSU	2/10/16																				
Kentucky	2/13/16																				
at Missouri	2/16/16																				
Florida	2/20/16																				
Tennessee	2/24/16																				
at Mississippi State	2/27/16																				
Georgia	3/3/16																				
at Arkansas	3/5/16																				

CAREER STATISTICS

Season	GP-GS	Min	Avg	FG	FGA	Pct	3FG	3FGA	Pct	FT	FTA	Pct	Off	Def	Tot	Avg	PF	FO	Ast	TO	Blk	Sd	Pts	Avg
2013-14	17-0	80	4.7	3	17	.176	1	8	.125	2	4	.500	4	12	16	0.9	8	0	5	5	0	3	9	0.5
2014-15	25-0	282	11.3	26	67	.388	11	36	.306	18	23	.783	11	33	44	1.8	20	0	8	11	3	9	81	3.2
2015-16	1-0	3	3.0	1	2	.500	1	2	.500	2	2	1.000	0	1	1	1.0	0	0	0	0	0	0	5	5.0
Totals	43-0	365	8.5	30	86	.349	13	46	.283	22	29	.759	15	46	61	1.4	28	0	13	16	3	12	95	2.2

CAREER SEC STATISTICS

Season	GP-GS	Min	Avg	FG	FGA	Pct	3FG	3FGA	Pct	FT	FTA	Pct	Off	Def	Tot	Avg	PF	FO	Ast	TO	Blk	Sd	Pts	Avg
2014	9-0	56	6.2	2	11	.182	1	5	.200	0	0	.000	1	9	10	1.1	7	0	5	5	0	2	5	0.6
2015	12-0	130	10.8	5	21	.238	2	11	.182	6	6	1.000	6	12	18	1.5	10	0	1	6	1	2	18	1.5
Totals	21-0	186	8.9	7	32	.219	3	16	.188	6	6	1.000	7	21	28	1.3	17	0	6	11	1	4	213	1.1



#10 - DUANE NOTICE

JUNIOR | GUARD | 6'2" | 218 | 2 LETTERS

WOODBIDGE, ONTARIO, CANADA/ST. THOMAS MORE

SEASON NOTABLES

- Is Carolina's top returning scorer after averaging 11.7 points per game last season, posting 20 double-figure scoring games, including three 20-point performances
- Also team's top returning threat from beyond the arc after hitting 36.3 percent of his attempts from 3 last season
- Scored three points, dished two assists in exhibition vs. Allen
- Scored a team high 14 points off the bench vs. Norfolk State, hitting three 3s and dishing three assists in 20 minutes

NOTICE'S CAREER HIGHS

Points

Career 27, at Marshall (Dec. 1, 2014)
 Season 14, vs. Norfolk State (Nov. 14, 2015)

Field Goals

Career 10, at Marshall (Dec. 1, 2014)
 Season 4, vs. Norfolk State (Nov. 14, 2015)

Field Goal Attempts

Career 18, twice, last at LSU (Jan. 28, 2015)
 Season 11, vs. Norfolk State (Nov. 14, 2015)

3-Point Field Goals

Career 5, vs. Clemson (Dec. 20, 2014)
 Season 3, vs. Norfolk State (Nov. 14, 2015)

3-Point Field Goal Attempts

Career 11, twice, last at Alabama (Feb. 24, 2015)
 Season 6, vs. Norfolk State (Nov. 14, 2015)

Free Throws

Career 7, at Arkansas (Feb. 19, 2014)
 Season 3, vs. Norfolk State (Nov. 14, 2015)

Free Throw Attempts

Career 10, at Georgia (Jan. 22, 2014)
 Season 3, vs. Norfolk State (Nov. 14, 2015)

Rebounds

Career 8, vs. Auburn (March 12, 2014)
 Season 3, vs. Norfolk State (Nov. 14, 2015)

Assists

Career 8, vs. SC State (Jan. 3, 2014)
 Season 3, vs. Norfolk State (Nov. 14, 2015)

Blocks

Career 1, 7x, last vs. Miss. State (Feb. 28, 2015)
 Season -

Steals

Career 3, 3x, last vs. Texas A&M (Feb. 21, 2015)
 Season -

Minutes Played

Career 40, vs. Texas A&M (Feb. 21, 2015)
 Season 20, vs. Norfolk State (Nov. 14, 2015)

2015-16

Opponent	Date	GS	Min	FG-FGA	Pct	3FG-FGA	Pct	FT-FTA	Pct	Off	Def	Tot	Avg	PF	FO	A	TO	Blk	Sd	Pts	Avg	
Norfolk State	11/14/15		20	4-11	.364	3-6	.500	3-3	1.000	1	2	3	3.0	3	0	3	0	0	0	14	14.0	
Oral Roberts	11/16/15																					
vs. DePaul	11/20/15																					
vs. TBD	11/21/22/15																					
vs. TBD	11/23/15																					
Lipscomb	11/27/15																					
Western Carolina	11/30/15																					
USF	12/5/15																					
Drexel	12/15/15																					
at Clemson	12/18/15																					
vs. St. John's	12/22/15																					
Francis Marion	12/30/15																					
Memphis	1/2/16																					
at Auburn	1/5/16																					
Vanderbilt	1/9/16																					
at Alabama	1/13/16																					
Missouri	1/16/16																					
at Ole Miss	1/19/16																					
at Tennessee	1/23/16																					
Mississippi State	1/26/16																					
Alabama	1/30/16																					
at Georgia	2/2/16																					
Texas A&M	2/6/16																					
LSU	2/10/16																					
Kentucky	2/13/16																					
at Missouri	2/16/16																					
Florida	2/20/16																					
Tennessee	2/24/16																					
at Mississippi State	2/27/16																					
Georgia	3/3/16																					
at Arkansas	3/5/16																					

CAREER STATISTICS

Season	GP-GS	Min	Avg	FG	FGA	Pct	3FG	3FGA	Pct	FT	FTA	Pct	Off	Def	Tot	Avg	PF	FO	Ast	TO	Blk	Sd	Pts	Avg
2013-14	34-22	856	25.2	90	237	.380	21	58	.362	78	116	.672	35	64	99	2.9	72	2	99	89	4	20	279	8.2
2014-15	33-33	987	29.9	127	337	.377	61	168	.363	72	91	.791	20	67	87	2.6	61	0	89	60	4	29	387	11.7
2015-16	1-0	20	20.0	4	11	.364	3	6	.500	3	3	1.000	1	2	3	3.0	3	0	3	0	0	0	14	14.0
Totals	68-55	1863	27.4	221	585	.378	85	232	.366	153	210	.729	56	133	1879	2.8	136	2	191	149	8	49	680	10.0

CAREER SEC STATISTICS

Season	GP-GS	Min	Avg	FG	FGA	Pct	3FG	3FGA	Pct	FT	FTA	Pct	Off	Def	Tot	Avg	PF	FO	Ast	TO	Blk	Sd	Pts	Avg
2014	18-14	516	28.7	48	133	.361	8	30	.267	46	71	.648	19	34	53	2.9	41	1	50	58	1	11	150	8.3
2015	17-17	511	30.1	58	184	.315	31	98	.316	24	33	.727	11	33	44	2.6	33	0	43	28	2	10	171	10.1
Totals	35-31	1027	29.3	106	317	.334	39	128	.305	70	104	.673	30	67	97	2.8	74	1	93	86	3	21	321	9.2



#0 - SINDARIUS THORNWELL

JUNIOR | GUARD | 6'5" | 215 | 2 LETTERS

LANCASTER, S.C./OAK HILL ACADEMY (WILSON, VA.)

SEASON NOTABLES

- Enters this season healthy after dealing with knee tendonitis last season
- Has 821 career points entering his junior campaign
- Has scored in double figures in 45 of his 67 career games, including nine 20-point performances
- Led all scorers with 17 points, while collecting three rebounds in exhibition vs. Allen
- Along with Notice, led the team with 14 points, hitting a three and posting a 7-of-9 effort from the free throw line, while also dishing two assists with three steals in opener vs. Norfolk State

THORNWELL'S CAREER HIGHS

Points

Career 26, at Georgia (Jan. 22, 2014)
 Season 14, vs. Norfolk State (Nov. 14, 2015)

Field Goals

Career 9, 2x, last at Mississippi State (March 8, 2014)
 Season 3, vs. Norfolk State (Nov. 14, 2015)

Field Goal Attempts

Career 24, vs. Charlotte (Nov. 21, 2014)
 Season 9, vs. Norfolk State (Nov. 14, 2015)

3-Point Field Goals

Career 4, twice, last vs. Missouri (March 11, 2015)
 Season 1, vs. Norfolk State (Nov. 14, 2015)

3-Point Field Goal Attempts

Career 10, twice, last vs. Charlotte (Nov. 21, 2014)
 Season 3, vs. Norfolk State (Nov. 14, 2015)

Free Throws

Career 10, twice, last vs. Georgia (Feb. 22, 2014)
 Season 7, vs. Norfolk State (Nov. 14, 2015)

Free Throw Attempts

Career 13, vs. Manhattan (Dec. 17, 2013)
 Season 9, vs. Norfolk State (Nov. 14, 2015)

Rebounds

Career 11, 2x, last at Mississippi State (March 8, 2014)
 Season 4, vs. Norfolk State (Nov. 14, 2015)

Assists

Career 9, vs. Auburn (Feb. 5, 2014)
 Season 2, vs. Norfolk State (Nov. 14, 2015)

Blocks

Career 2, 6x, last vs. North Carolina A&T (Dec. 30, 2014)
 Season -

Steals

Career 6, vs. UNC Asheville (Nov. 26, 2014)
 Season 3, vs. Norfolk State (Nov. 14, 2015)

Minutes Played

Career 40, vs. Georgia (Feb. 22, 2014)
 Season 31, vs. Norfolk State (Nov. 14, 2015)

2015-16

Opponent	Date	GS	Min	FG-FGA	Pct	3FG-FGA	Pct	FFTA	Pct	Off	Def	Tot	Avg	PF	FO	A	TO	Blk	Sd	Pts	Avg
Norfolk State	11/14/15	*	31	3-9	.333	1-3	.333	7-9	.778	0	4	4	4.0	2	0	2	3	0	3	14	14.0
Oral Roberts	11/16/15																				
vs. DePaul	11/20/15																				
vs. TBD	11/21/22/15																				
vs. TBD	11/23/15																				
Lipscomb	11/27/15																				
Western Carolina	11/30/15																				
USF	12/5/15																				
Drexel	12/15/15																				
at Clemson	12/18/15																				
vs. St. John's	12/22/15																				
Francis Marion	12/30/15																				
Memphis	1/2/16																				
at Auburn	1/5/16																				
Vanderbilt	1/9/16																				
at Alabama	1/13/16																				
Missouri	1/16/16																				
at Ole Miss	1/19/16																				
at Tennessee	1/23/16																				
Mississippi State	1/26/16																				
Alabama	1/30/16																				
at Georgia	2/2/16																				
Texas A&M	2/6/16																				
LSU	2/10/16																				
Kentucky	2/13/16																				
at Missouri	2/16/16																				
Florida	2/20/16																				
Tennessee	2/24/16																				
at Mississippi State	2/27/16																				
Georgia	3/3/16																				
at Arkansas	3/5/16																				

CAREER STATISTICS

Season	GP-GS	Min	Avg	FG	FGA	Pct	3FG	3FGA	Pct	FT	FTA	Pct	Off	Def	Tot	Avg	PF	FO	Ast	TO	Blk	Sd	Pts	Avg
2013-14	34-34	1007	29.6	143	370	.386	37	100	.370	131	178	.736	48	91	139	4.1	100	2	101	106	21	40	454	13.4
2014-15	33-33	1011	30.6	114	335	.340	38	142	.268	101	141	.716	50	111	161	4.9	83	3	73	71	11	43	367	11.1
2015-16	1-0	31	31.0	3	9	.333	1	3	.333	7	9	.778	0	4	4	4.0	2	0	2	3	0	3	14	14.0
Totals	68-68	2049	30.1	260	714	.364	76	245	.310	239	328	.729	98	206	304	4.5	185	5	176	180	32	86	835	12.3

CAREER SEC STATISTICS

Season	GP-GS	Min	Avg	FG	FGA	Pct	3FG	3FGA	Pct	FT	FTA	Pct	Off	Def	Tot	Avg	PF	FO	Ast	TO	Blk	Sd	Pts	Avg
2014	18-18	597	33.2	90	229	.393	21	60	.350	79	105	.752	29	56	85	4.7	55	2	72	75	13	21	280	15.6
2015	18-18	578	32.1	55	180	.306	23	83	.277	58	76	.763	24	52	76	4.2	47	2	39	44	3	19	191	10.6
Totals	36-36	1175	32.6	145	409	.355	44	143	.308	137	181	.757	53	108	161	4.5	102	4	111	119	16	40	471	13.1



#1 MARCUS STROMAN

SOPHOMORE | GUARD | 6'2" | 185 | 1 LETTER

COLUMBIA, S.C./KEENAN

SEASON NOTABLES

- Returns as team's top assist maker after posting 3.1 per game as a freshman last season
- Dished a team-high five assists and collected three steals in exhibition vs. Allen
- Scored five points, with three rebounds and two assists in 17 minutes off the bench vs. Norfolk State

STROMAN'S CAREER HIGHS

Points

Career 10, twice, last at Arkansas (Feb. 3, 2015)
 Season 5, vs. Norfolk State (Nov. 14, 2015)

Field Goals

Career 4, vs. Akron (Nov. 23, 2014)
 Season 1, vs. Norfolk State (Nov. 14, 2015)

Field Goal Attempts

Career 9, at Arkansas (Feb. 3, 2015)
 Season 1, vs. Norfolk State (Nov. 14, 2015)

3-Point Field Goals

Career 1, vs. Baylor (Nov. 18, 2014)
 Season 1, vs. Norfolk State (Nov. 14, 2015)

3-Point Field Goal Attempts

Career 3, twice, last at Arkansas (Feb. 3, 2015)
 Season 1, vs. Norfolk State (Nov. 14, 2015)

Free Throws

Career 5, vs. Missouri (March 11, 2015)
 Season 2, vs. Norfolk State (Nov. 14, 2015)

Free Throw Attempts

Career 6, vs. Cornell (Nov. 20, 2014)
 Season 4, vs. Norfolk State (Nov. 14, 2015)

Rebounds

Career 8, vs. Oklahoma St. (Dec. 6, 2014)
 Season 3, vs. Norfolk State (Nov. 14, 2015)

Assists

Career 8, vs. Coker (Dec. 21, 2014)
 Season 2, vs. Norfolk State (Nov. 14, 2015)

Blocks

Career 1, 3x, last at LSU (Jan. 28, 2015)
 Season -

Steals

Career 3, vs. Cornell (Nov. 20, 2014)
 Season -

Minutes Played

Career 29, vs. Florida (Jan. 7, 2015)
 Season 17, vs. Norfolk State (Nov. 14, 2015)

2015-16

Opponent	Date	GS	Min	FG-FGA	Pct	3FG-FGA	Pct	FT-FTA	Pct	Off	Def	Tot	Avg	PF	FO	A	TO	Blk	Sd	Pts	Avg
Norfolk State	11/14/15		17	1-1	1.000	1-1	1.000	2-4	.500	1	2	3	3.0	0	0	2	2	0	0	5	5.0
Oral Roberts	11/16/15																				
vs. DePaul	11/20/15																				
vs. TBD	11/21/22/15																				
vs. TBD	11/23/15																				
Lipscomb	11/27/15																				
Western Carolina	11/30/15																				
USF	12/5/15																				
Drexel	12/15/15																				
at Clemson	12/18/15																				
vs. St. John's	12/22/15																				
Francis Marion	12/30/15																				
Memphis	1/2/16																				
at Auburn	1/5/16																				
Vanderbilt	1/9/16																				
at Alabama	1/13/16																				
Missouri	1/16/16																				
at Ole Miss	1/19/16																				
at Tennessee	1/23/16																				
Mississippi State	1/26/16																				
Alabama	1/30/16																				
at Georgia	2/2/16																				
Texas A&M	2/6/16																				
LSU	2/10/16																				
Kentucky	2/13/16																				
at Missouri	2/16/16																				
Florida	2/20/16																				
Tennessee	2/24/16																				
at Mississippi State	2/27/16																				
Georgia	3/3/16																				
at Arkansas	3/5/16																				

CAREER STATISTICS

Season	GP-GS	Min	Avg	FG	FGA	Pct	3FG	3FGA	Pct	FT	FTA	Pct	Off	Def	Tot	Avg	PF	FO	Ast	TO	Blk	Sd	Pts	Avg
2014-15	28-0	573	20.5	39	104	.375	2	18	.111	41	63	.651	16	57	73	2.6	61	0	87	57	4	22	121	4.3
2015-16	1-0	17	17.0	1	11	1.000	1	11	1.000	2	4	.500	1	2	3	3.0	0	0	2	2	0	0	5	5.0
Totals	29-0	590	20.3	40	105	.381	3	19	.158	43	67	.642	17	59	76	2.6	61	0	89	59	4	22	126	4.3

CAREER SEC STATISTICS

Season	GP-GS	Min	Avg	FG	FGA	Pct	3FG	3FGA	Pct	FT	FTA	Pct	Off	Def	Tot	Avg	PF	FO	Ast	TO	Blk	Sd	Pts	Avg
2015	13-0	253	19.5	16	49	.327	1	11	.091	16	25	.640	5	17	22	1.7	31	0	34	24	2	10	49	3.8



#5 TEMARCUS BLANTON

R-FRESHMAN | GUARD | 6'5" | 215 | HS

LOCUST GROVE, GA./LUELLA

SEASON NOTABLES

- Returns after suffering a season-ending hip injury which required surgery during the 2014-15 preseason
- Scored seven points in just six minutes in exhibition vs. Allen

BLANTON'S SEASON HIGHS

Points

-

Field Goals

-

Field Goal Attempts

-

3-Point Field Goals

-

3-Point Field Goal Attempts

-

Free Throws

-

Free Throw Attempts

-

Rebounds

-

Assists

1, vs. Norfolk State (Nov. 14, 2015)

Blocks

-

Steals

-

Minutes Played

1, vs. Norfolk State (Nov. 14, 2015)

2015-16

Opponent	Date	GS	Min	FG-FGA	Pct	3FG-FGA	Pct	FT-FTA	Pct	Off	Def	Tot	Avg	PF	FO	A	TO	Blk	Sd	Pts	Avg
Norfolk State	11/14/15	1		0-0	.000	0-0	.000	0-0	.000	0	0	0	0.0	1	0	1	0	0	0	0	0.0
Oral Roberts	11/16/15																				
vs. DePaul	11/20/15																				
vs. TBD	11/21/22/15																				
vs. TBD	11/23/15																				
Lipscomb	11/27/15																				
Western Carolina	11/30/15																				
USF	12/5/15																				
Drexel	12/15/15																				
at Clemson	12/18/15																				
vs. St. John's	12/22/15																				
Francis Marion	12/30/15																				
Memphis	1/2/16																				
at Auburn	1/5/16																				
Vanderbilt	1/9/16																				
at Alabama	1/13/16																				
Missouri	1/16/16																				
at Ole Miss	1/19/16																				
at Tennessee	1/23/16																				
Mississippi State	1/26/16																				
Alabama	1/30/16																				
at Georgia	2/2/16																				
Texas A&M	2/6/16																				
LSU	2/10/16																				
Kentucky	2/13/16																				
at Missouri	2/16/16																				
Florida	2/20/16																				
Tennessee	2/24/16																				
at Mississippi State	2/27/16																				
Georgia	3/3/16																				
at Arkansas	3/5/16																				

CAREER STATISTICS

Season	GP-GS	Min	Avg	FG	FGA	Pct	3FG	3FGA	Pct	FT	FTA	Pct	Off	Def	Tot	Avg	PF	FO	Ast	TO	Blk	Stl	Pts	Avg
2015-16	1-0	1	1.0	0	0	.000	0	0	.000	0	0	.000	0	0	0	0.0	1	0	1	0	0	0	0	0.0

CAREER SEC STATISTICS

Season	GP-GS	Min	Avg	FG	FGA	Pct	3FG	3FGA	Pct	FT	FTA	Pct	Off	Def	Tot	Avg	PF	FO	Ast	TO	Blk	Stl	Pts	Avg
2016																								



#23 ERIC COBB

FRESHMAN | FORWARD | 6'9" | 296 | HS

JACKSONVILLE, FLA./ST. FANCIS ACADEMY (BALTIMORE)

SEASON NOTABLES

- Noted as a true post player who has the ability to play with his back to the basket
- 4-star prospect by several outlets
- Led the team with 14 rebounds, while adding eight points in exhibition vs. Allen
- Saw action vs. Norfolk State, scored two points

COBB'S SEASON HIGHS

Points

2, vs. Norfolk State (Nov. 14, 2015)

Field Goals

1, vs. Norfolk State (Nov. 14, 2015)

Field Goal Attempts

1, vs. Norfolk State (Nov. 14, 2015)

3-Point Field Goals

-

3-Point Field Goal Attempts

-

Free Throws

-

Free Throw Attempts

1, vs. Norfolk State (Nov. 14, 2015)

Rebounds

1, vs. Norfolk State (Nov. 14, 2015)

Assists

-

Blocks

-

Steals

1, vs. Norfolk State (Nov. 14, 2015)

Minutes Played

8, vs. Norfolk State (Nov. 14, 2015)

2015-16

Opponent	Date	GS	Min	FG-FGA	Pct	3FG-FGA	Pct	FT-FTA	Pct	Off	Def	Tot	Avg	PF	FO	A	TO	Blk	Sd	Pts	Avg
Norfolk State	11/14/15		8	1-1	1.000	0-0	.000	0-1	.000	0	1	1	1.0	2	0	0	1	0	1	2	2.0
Oral Roberts	11/16/15																				
vs. DePaul	11/20/15																				
vs. TBD	11/21/22/15																				
vs. TBD	11/23/15																				
Lipscomb	11/27/15																				
Western Carolina	11/30/15																				
USF	12/5/15																				
Drexel	12/15/15																				
at Clemson	12/18/15																				
vs. St. John's	12/22/15																				
Francis Marion	12/30/15																				
Memphis	1/2/16																				
at Auburn	1/5/16																				
Vanderbilt	1/9/16																				
at Alabama	1/13/16																				
Missouri	1/16/16																				
at Ole Miss	1/19/16																				
at Tennessee	1/23/16																				
Mississippi State	1/26/16																				
Alabama	1/30/16																				
at Georgia	2/2/16																				
Texas A&M	2/6/16																				
LSU	2/10/16																				
Kentucky	2/13/16																				
at Missouri	2/16/16																				
Florida	2/20/16																				
Tennessee	2/24/16																				
at Mississippi State	2/27/16																				
Georgia	3/3/16																				
at Arkansas	3/5/16																				

CAREER STATISTICS

Season	GP-GS	Min	Avg	FG	FGA	Pct	3FG	3FGA	Pct	FT	FTA	Pct	Off	Def	Tot	Avg	PF	FO	Ast	TO	Blk	Stl	Pts	Avg
2015-16	1-0	8	8.0	1	11.000		0	0	.000	0	1	.000	0	1	1	1.0	2	0	0	1	0	1	2	2.0

CAREER SEC STATISTICS

Season	GP-GS	Min	Avg	FG	FGA	Pct	3FG	3FGA	Pct	FT	FTA	Pct	Off	Def	Tot	Avg	PF	FO	Ast	TO	Blk	Stl	Pts	Avg
2016																								



#2 RAYMOND DOBY

FRESHMAN | FORWARD | 6'6" | 233 | HS

CAHOKIA, ILL./MONTROSE CHRISTIAN SCHOOL

SEASON NOTABLES

- 3-star prospect who will provide size and athleticism in the front court
- Collected one steal and one rebound in exhibition vs. Allen

DOBY'S SEASON HIGHS

Points

-

Field Goals

-

Field Goal Attempts

-

3-Point Field Goals

-

3-Point Field Goal Attempts

-

Free Throws

-

Free Throw Attempts

-

Rebounds

-

Assists

-

Blocks

-

Steals

-

Minutes Played

-

2015-16

Opponent	Date	GS	Min	FG-FGA	Pct	3FG-FGA	Pct	FT-FTA	Pct	Off	Def	Tot	Avg	PF	FO	A	TO	Blk	Stl	Pts	Avg
Norfolk State	11/14/15	-	-	-	-	-	-	-	-	-	-	-	-	-	-	-	-	-	-	-	-
Oral Roberts	11/16/15	-	-	-	-	-	-	-	-	-	-	-	-	-	-	-	-	-	-	-	-
vs. DePaul	11/20/15	-	-	-	-	-	-	-	-	-	-	-	-	-	-	-	-	-	-	-	-
vs. TBD	11/21/22/15	-	-	-	-	-	-	-	-	-	-	-	-	-	-	-	-	-	-	-	-
vs. TBD	11/23/15	-	-	-	-	-	-	-	-	-	-	-	-	-	-	-	-	-	-	-	-
Lipscomb	11/27/15	-	-	-	-	-	-	-	-	-	-	-	-	-	-	-	-	-	-	-	-
Western Carolina	11/30/15	-	-	-	-	-	-	-	-	-	-	-	-	-	-	-	-	-	-	-	-
USF	12/5/15	-	-	-	-	-	-	-	-	-	-	-	-	-	-	-	-	-	-	-	-
Drexel	12/15/15	-	-	-	-	-	-	-	-	-	-	-	-	-	-	-	-	-	-	-	-
at Clemson	12/18/15	-	-	-	-	-	-	-	-	-	-	-	-	-	-	-	-	-	-	-	-
vs. St. John's	12/22/15	-	-	-	-	-	-	-	-	-	-	-	-	-	-	-	-	-	-	-	-
Francis Marion	12/30/15	-	-	-	-	-	-	-	-	-	-	-	-	-	-	-	-	-	-	-	-
Memphis	1/2/16	-	-	-	-	-	-	-	-	-	-	-	-	-	-	-	-	-	-	-	-
at Auburn	1/5/16	-	-	-	-	-	-	-	-	-	-	-	-	-	-	-	-	-	-	-	-
Vanderbilt	1/9/16	-	-	-	-	-	-	-	-	-	-	-	-	-	-	-	-	-	-	-	-
at Alabama	1/13/16	-	-	-	-	-	-	-	-	-	-	-	-	-	-	-	-	-	-	-	-
Missouri	1/16/16	-	-	-	-	-	-	-	-	-	-	-	-	-	-	-	-	-	-	-	-
at Ole Miss	1/19/16	-	-	-	-	-	-	-	-	-	-	-	-	-	-	-	-	-	-	-	-
at Tennessee	1/23/16	-	-	-	-	-	-	-	-	-	-	-	-	-	-	-	-	-	-	-	-
Mississippi State	1/26/16	-	-	-	-	-	-	-	-	-	-	-	-	-	-	-	-	-	-	-	-
Alabama	1/30/16	-	-	-	-	-	-	-	-	-	-	-	-	-	-	-	-	-	-	-	-
at Georgia	2/2/16	-	-	-	-	-	-	-	-	-	-	-	-	-	-	-	-	-	-	-	-
Texas A&M	2/6/16	-	-	-	-	-	-	-	-	-	-	-	-	-	-	-	-	-	-	-	-
LSU	2/10/16	-	-	-	-	-	-	-	-	-	-	-	-	-	-	-	-	-	-	-	-
Kentucky	2/13/16	-	-	-	-	-	-	-	-	-	-	-	-	-	-	-	-	-	-	-	-
at Missouri	2/16/16	-	-	-	-	-	-	-	-	-	-	-	-	-	-	-	-	-	-	-	-
Florida	2/20/16	-	-	-	-	-	-	-	-	-	-	-	-	-	-	-	-	-	-	-	-
Tennessee	2/24/16	-	-	-	-	-	-	-	-	-	-	-	-	-	-	-	-	-	-	-	-
at Mississippi State	2/27/16	-	-	-	-	-	-	-	-	-	-	-	-	-	-	-	-	-	-	-	-
Georgia	3/3/16	-	-	-	-	-	-	-	-	-	-	-	-	-	-	-	-	-	-	-	-
at Arkansas	3/5/16	-	-	-	-	-	-	-	-	-	-	-	-	-	-	-	-	-	-	-	-

CAREER STATISTICS

Season	GP-GS	Min	Avg	FG	FGA	Pct	3FG	3FGA	Pct	FT	FTA	Pct	Off	Def	Tot	Avg	PF	FO	Ast	TO	Blk	Stl	Pts	Avg
2015-16																								

CAREER SEC STATISTICS

Season	GP-GS	Min	Avg	FG	FGA	Pct	3FG	3FGA	Pct	FT	FTA	Pct	Off	Def	Tot	Avg	PF	FO	Ast	TO	Blk	Stl	Pts	Avg
2016																								



#15 PJ DOZIER

FRESHMAN | GUARD | 6'6" | 200 | HS
COLUMBIA, S.C./SPRING VALLEY

SEASON NOTABLES

- Highly-touted recruit and noted as one of the top point guards in the nation in his class
- Rated as the No. 19 overall prospect by ESPN.com
- 2015 McDonald's All-American and 2014-15 Gatorade Player of the Year in the State of South Carolina
- Dished four assists with two steals, seven points and seven rebounds in exhibition vs. Allen
- Earned the start in first-career game vs. Norfolk State, scored seven points with three assists, four rebounds and three steals in 21 minutes

DOZIER'S SEASON HIGHS

Points

7, vs. Norfolk State (Nov. 14, 2015)

Field Goals

3, vs. Norfolk State (Nov. 14, 2015)

Field Goal Attempts

7, vs. Norfolk State (Nov. 14, 2015)

3-Point Field Goals

1, vs. Norfolk State (Nov. 14, 2015)

3-Point Field Goal Attempts

2, vs. Norfolk State (Nov. 14, 2015)

Free Throws

0, vs. Norfolk State (Nov. 14, 2015)

Free Throw Attempts

2, vs. Norfolk State (Nov. 14, 2015)

Rebounds

4, vs. Norfolk State (Nov. 14, 2015)

Assists

3, vs. Norfolk State (Nov. 14, 2015)

Blocks

-

Steals

3, vs. Norfolk State (Nov. 14, 2015)

Minutes Played

21, vs. Norfolk State (Nov. 14, 2015)

2015-16

Opponent	Date	GS	Min	FG-FGA	Pct	3FG-FGA	Pct	FT-FTA	Pct	Off	Def	Tot	Avg	PF	FO	A	TO	Blk	Sd	Pts	Avg
Norfolk State	11/14/15	*	21	3-7	.428	1-2	.500	0-2	.000	1	3	4	4.0	3	0	3	1	0	3	7	7.0
Oral Roberts	11/16/15																				
vs. DePaul	11/20/15																				
vs. TBD	11/21/22/15																				
vs. TBD	11/23/15																				
Lipscomb	11/27/15																				
Western Carolina	11/30/15																				
USF	12/5/15																				
Drexel	12/15/15																				
at Clemson	12/18/15																				
vs. St. John's	12/22/15																				
Francis Marion	12/30/15																				
Memphis	1/2/16																				
at Auburn	1/5/16																				
Vanderbilt	1/9/16																				
at Alabama	1/13/16																				
Missouri	1/16/16																				
at Ole Miss	1/19/16																				
at Tennessee	1/23/16																				
Mississippi State	1/26/16																				
Alabama	1/30/16																				
at Georgia	2/2/16																				
Texas A&M	2/6/16																				
LSU	2/10/16																				
Kentucky	2/13/16																				
at Missouri	2/16/16																				
Florida	2/20/16																				
Tennessee	2/24/16																				
at Mississippi State	2/27/16																				
Georgia	3/3/16																				
at Arkansas	3/5/16																				

CAREER STATISTICS

Season	GP-GS	Min	Avg	FG	FGA	Pct	3FG	3FGA	Pct	FT	FTA	Pct	Off	Def	Tot	Avg	PF	FO	Ast	TO	Blk	Stl	Pts	Avg
2015-16	1-1	21	21.0	3	7	.429	1	2	.500	0	2	.000	1	3	4	4.0	3	0	3	1	0	3	7	7.0

CAREER SEC STATISTICS

Season	GP-GS	Min	Avg	FG	FGA	Pct	3FG	3FGA	Pct	FT	FTA	Pct	Off	Def	Tot	Avg	PF	FO	Ast	TO	Blk	Stl	Pts	Avg
2016																								



#4 JAMALL GREGORY

FRESHMAN | GUARD | 6'2" | 202 | HS

WASHINGTON, D.C./COOLIDGE

SEASON NOTABLES

- Very athletic guard who averaged 21 points per game during his senior season of high school
- Dished three assists in exhibition win vs. Allen

GREGORY'S SEASON HIGHS

Points

-

Field Goals

-

Field Goal Attempts

-

3-Point Field Goals

-

3-Point Field Goal Attempts

-

Free Throws

-

Free Throw Attempts

-

Rebounds

-

Assists

-

Blocks

-

Steals

-

Minutes Played

-

2015-16


Opponent	Date	GS	Min	FG-FGA	Pct	3FG-FGA	Pct	FT-FTA	Pct	Off	Def	Tot	Avg	PF	FO	A	TO	Blk	Stl	Pts	Avg
Norfolk State	11/14/15	-	-	-	-	-	-	-	-	-	-	-	-	-	-	-	-	-	-	-	-
Oral Roberts	11/16/15	-	-	-	-	-	-	-	-	-	-	-	-	-	-	-	-	-	-	-	-
vs. DePaul	11/20/15	-	-	-	-	-	-	-	-	-	-	-	-	-	-	-	-	-	-	-	-
vs. TBD	11/21/22/15	-	-	-	-	-	-	-	-	-	-	-	-	-	-	-	-	-	-	-	-
vs. TBD	11/23/15	-	-	-	-	-	-	-	-	-	-	-	-	-	-	-	-	-	-	-	-
Lipscomb	11/27/15	-	-	-	-	-	-	-	-	-	-	-	-	-	-	-	-	-	-	-	-
Western Carolina	11/30/15	-	-	-	-	-	-	-	-	-	-	-	-	-	-	-	-	-	-	-	-
USF	12/5/15	-	-	-	-	-	-	-	-	-	-	-	-	-	-	-	-	-	-	-	-
Drexel	12/15/15	-	-	-	-	-	-	-	-	-	-	-	-	-	-	-	-	-	-	-	-
at Clemson	12/18/15	-	-	-	-	-	-	-	-	-	-	-	-	-	-	-	-	-	-	-	-
vs. St. John's	12/22/15	-	-	-	-	-	-	-	-	-	-	-	-	-	-	-	-	-	-	-	-
Francis Marion	12/30/15	-	-	-	-	-	-	-	-	-	-	-	-	-	-	-	-	-	-	-	-
Memphis	1/2/16	-	-	-	-	-	-	-	-	-	-	-	-	-	-	-	-	-	-	-	-
at Auburn	1/5/16	-	-	-	-	-	-	-	-	-	-	-	-	-	-	-	-	-	-	-	-
Vanderbilt	1/9/16	-	-	-	-	-	-	-	-	-	-	-	-	-	-	-	-	-	-	-	-
at Alabama	1/13/16	-	-	-	-	-	-	-	-	-	-	-	-	-	-	-	-	-	-	-	-
Missouri	1/16/16	-	-	-	-	-	-	-	-	-	-	-	-	-	-	-	-	-	-	-	-
at Ole Miss	1/19/16	-	-	-	-	-	-	-	-	-	-	-	-	-	-	-	-	-	-	-	-
at Tennessee	1/23/16	-	-	-	-	-	-	-	-	-	-	-	-	-	-	-	-	-	-	-	-
Mississippi State	1/26/16	-	-	-	-	-	-	-	-	-	-	-	-	-	-	-	-	-	-	-	-
Alabama	1/30/16	-	-	-	-	-	-	-	-	-	-	-	-	-	-	-	-	-	-	-	-
at Georgia	2/2/16	-	-	-	-	-	-	-	-	-	-	-	-	-	-	-	-	-	-	-	-
Texas A&M	2/6/16	-	-	-	-	-	-	-	-	-	-	-	-	-	-	-	-	-	-	-	-
LSU	2/10/16	-	-	-	-	-	-	-	-	-	-	-	-	-	-	-	-	-	-	-	-
Kentucky	2/13/16	-	-	-	-	-	-	-	-	-	-	-	-	-	-	-	-	-	-	-	-
at Missouri	2/16/16	-	-	-	-	-	-	-	-	-	-	-	-	-	-	-	-	-	-	-	-
Florida	2/20/16	-	-	-	-	-	-	-	-	-	-	-	-	-	-	-	-	-	-	-	-
Tennessee	2/24/16	-	-	-	-	-	-	-	-	-	-	-	-	-	-	-	-	-	-	-	-
at Mississippi State	2/27/16	-	-	-	-	-	-	-	-	-	-	-	-	-	-	-	-	-	-	-	-
Georgia	3/3/16	-	-	-	-	-	-	-	-	-	-	-	-	-	-	-	-	-	-	-	-
at Arkansas	3/5/16	-	-	-	-	-	-	-	-	-	-	-	-	-	-	-	-	-	-	-	-

CAREER STATISTICS

Season	GP-GS	Min	Avg	FG	FGA	Pct	3FG	3FGA	Pct	FT	FTA	Pct	Off	Def	Tot	Avg	PF	FO	Ast	TO	Blk	Stl	Pts	Avg
2015-16																								

CAREER SEC STATISTICS

Season	GP-GS	Min	Avg	FG	FGA	Pct	3FG	3FGA	Pct	FT	FTA	Pct	Off	Def	Tot	Avg	PF	FO	Ast	TO	Blk	Stl	Pts	Avg
2016																								



#31 JARRELL HOLLIMAN

R-SOPHOMORE | FORWARD | 6'7" | 200 | HS

ALPHARETTA, GA./ALPHARETTA/ELMHURST COLLEGE

SEASON NOTABLES

- Walk-on transfer from Elmhurst College
- Saw action in two games at Elmhurst
- Scored two points and collected one steal in exhibition vs. Allen

HOLLIMAN'S SEASON HIGHS

Points

-

Field Goals

-

Field Goal Attempts

-

3-Point Field Goals

-

3-Point Field Goal Attempts

-

Free Throws

-

Free Throw Attempts

-

Rebounds

-

Assists

-

Blocks

-

Steals

-

Minutes Played

-

2015-16

Opponent	Date	GS	Min	FG-FGA	Pct	3FG-FGA	Pct	FT-FTA	Pct	Off	Def	Tot	Avg	PF	FO	A	TO	Blk	Stl	Pts	Avg	
Norfolk State	11/14/15																					
Oral Roberts	11/16/15																					
vs. DePaul	11/20/15																					
vs. TBD	11/21/22/15																					
vs. TBD	11/23/15																					
Lipscomb	11/27/15																					
Western Carolina	11/30/15																					
USF	12/5/15																					
Drexel	12/15/15																					
at Clemson	12/18/15																					
vs. St. John's	12/22/15																					
Francis Marion	12/30/15																					
Memphis	1/2/16																					
at Auburn	1/5/16																					
Vanderbilt	1/9/16																					
at Alabama	1/13/16																					
Missouri	1/16/16																					
at Ole Miss	1/19/16																					
at Tennessee	1/23/16																					
Mississippi State	1/26/16																					
Alabama	1/30/16																					
at Georgia	2/2/16																					
Texas A&M	2/6/16																					
LSU	2/10/16																					
Kentucky	2/13/16																					
at Missouri	2/16/16																					
Florida	2/20/16																					
Tennessee	2/24/16																					
at Mississippi State	2/27/16																					
Georgia	3/3/16																					
at Arkansas	3/5/16																					

CAREER STATISTICS

Season	GP-GS	Min	Avg	FG	FGA	Pct	3FG	3FGA	Pct	FT	FTA	Pct	Off	Def	Tot	Avg	PF	FO	Ast	TO	Blk	Stl	Pts	Avg
2015-16																								

CAREER SEC STATISTICS

Season	GP-GS	Min	Avg	FG	FGA	Pct	3FG	3FGA	Pct	FT	FTA	Pct	Off	Def	Tot	Avg	PF	FO	Ast	TO	Blk	Stl	Pts	Avg
2016																								



#21 JOHN RAGIN

FRESHMAN | GUARD | 6'2" | 177 | HS

EASTOVER, S.C./CARDINAL NEWMAN

SEASON NOTABLES

- Walk-on from Cardinal Newman High School in Columbia
- Named all-state, all-region, all-conference during his senior season of high school
- Collected two rebounds in exhibition vs. Allen

RAGIN'S SEASON HIGHS

Points

-

Field Goals

-

Field Goal Attempts

-

3-Point Field Goals

-

3-Point Field Goal Attempts

-

Free Throws

-

Free Throw Attempts

-

Rebounds

-

Assists

-

Blocks

-

Steals

-

Minutes Played

-

2015-16

Opponent	Date	GS	Min	FG-FGA	Pct	3FG-FGA	Pct	FT-FTA	Pct	Off	Def	Tot	Avg	PF	FO	A	TO	Blk	Stl	Pts	Avg	
Norfolk State	11/14/15																					
Oral Roberts	11/16/15																					
vs. DePaul	11/20/15																					
vs. TBD	11/21/22/15																					
vs. TBD	11/23/15																					
Lipscomb	11/27/15																					
Western Carolina	11/30/15																					
USF	12/5/15																					
Drexel	12/15/15																					
at Clemson	12/18/15																					
vs. St. John's	12/22/15																					
Francis Marion	12/30/15																					
Memphis	1/2/16																					
at Auburn	1/5/16																					
Vanderbilt	1/9/16																					
at Alabama	1/13/16																					
Missouri	1/16/16																					
at Ole Miss	1/19/16																					
at Tennessee	1/23/16																					
Mississippi State	1/26/16																					
Alabama	1/30/16																					
at Georgia	2/2/16																					
Texas A&M	2/6/16																					
LSU	2/10/16																					
Kentucky	2/13/16																					
at Missouri	2/16/16																					
Florida	2/20/16																					
Tennessee	2/24/16																					
at Mississippi State	2/27/16																					
Georgia	3/3/16																					
at Arkansas	3/5/16																					

CAREER STATISTICS

Season	GP-GS	Min	Avg	FG	FGA	Pct	3FG	3FGA	Pct	FT	FTA	Pct	Off	Def	Tot	Avg	PF	FO	Ast	TO	Blk	Stl	Pts	Avg
2015-16																								

CAREER SEC STATISTICS

Season	GP-GS	Min	Avg	FG	FGA	Pct	3FG	3FGA	Pct	FT	FTA	Pct	Off	Def	Tot	Avg	PF	FO	Ast	TO	Blk	Stl	Pts	Avg
2016																								



#30 CHRIS SILVA

FRESHMAN | FORWARD | 6'9" | 220 | HS

LIBREVILLE, GABON/ROSELLE (N.J.)

SEASON NOTABLES

- Has only been playing organized basketball for a few years
- Native of Gabon, who played high school basketball in the United States
- Extremely athletic
- A four-star prospect by several outlets, including ESPN.com
- Earned the start in exhibition win vs. Allen, scoring seven points and pulling down 10 rebounds
- Scored 12 points and pulled down a game high nine rebounds, including five on the offensive glass, in first-career game vs. Norfolk State

SILVA'S SEASON HIGHS

Points

12, vs. Norfolk State (Nov. 14, 2015)

Field Goals

2, vs. Norfolk State (Nov. 14, 2015)

Field Goal Attempts

5, vs. Norfolk State (Nov. 14, 2015)

3-Point Field Goals

-

3-Point Field Goal Attempts

-

Free Throws

8, vs. Norfolk State (Nov. 14, 2015)

Free Throw Attempts

12, vs. Norfolk State (Nov. 14, 2015)

Rebounds

9, vs. Norfolk State (Nov. 14, 2015)

Assists

-

Blocks

2, vs. Norfolk State (Nov. 14, 2015)

Steals

1, vs. Norfolk State (Nov. 14, 2015)

Minutes Played

24, vs. Norfolk State (Nov. 14, 2015)

2015-16

Opponent	Date	GS	Min	FG-FGA	Pct	3FG-FGA	Pct	FT-FTA	Pct	Off	Def	Tot	Avg	PF	FO	A	TO	Blk	Sd	Pts	Avg
Norfolk State	11/14/15		24	2-5	.400	0-0	.000	8-12	.667	5	4	9	9.0	3	0	0	3	2	1	12	12.0
Oral Roberts	11/16/15																				
vs. DePaul	11/20/15																				
vs. TBD	11/21/22/15																				
vs. TBD	11/23/15																				
Lipscomb	11/27/15																				
Western Carolina	11/30/15																				
USF	12/5/15																				
Drexel	12/15/15																				
at Clemson	12/18/15																				
vs. St. John's	12/22/15																				
Francis Marion	12/30/15																				
Memphis	1/2/16																				
at Auburn	1/5/16																				
Vanderbilt	1/9/16																				
at Alabama	1/13/16																				
Missouri	1/16/16																				
at Ole Miss	1/19/16																				
at Tennessee	1/23/16																				
Mississippi State	1/26/16																				
Alabama	1/30/16																				
at Georgia	2/2/16																				
Texas A&M	2/6/16																				
LSU	2/10/16																				
Kentucky	2/13/16																				
at Missouri	2/16/16																				
Florida	2/20/16																				
Tennessee	2/24/16																				
at Mississippi State	2/27/16																				
Georgia	3/3/16																				
at Arkansas	3/5/16																				

CAREER STATISTICS

Season	GP-GS	Min	Avg	FG	FGA	Pct	3FG	3FGA	Pct	FT	FTA	Pct	Off	Def	Tot	Avg	PF	FO	Ast	TO	Blk	Stl	Pts	Avg
2015-16	1-0	24	24.0	2	5	.400	0	0	.000	8	12	.667	5	4	9	9.0	3	0	0	3	2	1	12	12.0

CAREER SEC STATISTICS

Season	GP-GS	Min	Avg	FG	FGA	Pct	3FG	3FGA	Pct	FT	FTA	Pct	Off	Def	Tot	Avg	PF	FO	Ast	TO	Blk	Stl	Pts	Avg
2016																								

THE LAST TIME IN SOUTH CAROLINA BASKETBALL...

AN INDIVIDUAL ...

Scored 20 or more points:	South Carolina: Duane Notice (20), vs. Georgia, March 13, 2015 in Nashville, Tenn. Opponent: Charles Oliver (21), Norfolk State, Nov. 14, 2015 in Columbia, S.C.
Scored 30 or more points:	South Carolina: Brenton Williams (32) at Missouri, Jan. 25, 2014 in Columbia, Mo. Opponent: Andrew Rowsey (30), UNC Asheville, Nov. 26, 2014 in Columbia, S.C.
Scored 35 or more points:	South Carolina: Brenton Williams (38) vs. Miss. State, March 6, 2013 in Columbia, S.C. Opponent: Michael Frazier II (37), Florida, March 4, 2014 in Columbia, S.C.
Scored 40 or more points:	South Carolina: N/A thru 1992-93 season Opponent: Austin Carr (43), Notre Dame, Dec. 30, 1969 in New Orleans, La.
Collected 20 or more rebounds:	South Carolina: Emmett Hall (23), vs. College of Charleston, Dec. 22, 1993 in Columbia, S.C. Opponent: Ekpe Udoh (20), Baylor, Jan. 2, 2010 in Columbia, S.C.
Collected 15 or more rebounds:	South Carolina: Lakeem Jackson (15), vs. UALR, Nov. 25, 2012 in Puerto Vallarta, Mexico Opponent: Trey James (15), Coker, Dec. 21, 2014 in Columbia, S.C.
Made 12 or more field goals:	South Carolina: Devan Downey (12) vs. Georgia, Jan. 30, 2010 in Columbia, S.C. Opponent: Michael Frazier II (12), Florida, March 4, 2014 in Columbia, S.C.
Made 10 or more field goals:	South Carolina: Duane Notice (10), at Marshall Dec. 1, 2014 in Huntington, W.Va. Opponent: Craig Sword (10), Mississippi State, Feb. 28, 2015 in Columbia, S.C.
Attempted 20 or more field goals:	South Carolina: Sindarius Thornwell (24), vs. Charlotte Nov. 21, 2014 in Charleston, S.C. Opponent: Michael Frazier II (21), Florida, March 4, 2014 in Columbia, S.C.
Attempted 25 or more field goals:	South Carolina: Devan Downey, 25, at Kentucky, Feb. 25, 2010 in Lexington, Ky. Opponent: Kemmy Burgess (Alaska-Anchorage), 26, Nov. 24, 2005 in Anchorage, Alaska
Dished 10 or more assists:	South Carolina: Devan Downey, 11, vs. LSU, March 13, 2008 in Atlanta, Ga. Opponent: 11, Dee Bost, Mississippi State, Feb. 29, 2012 in Columbia, S.C.
Swiped 5 or more steals:	South Carolina: Sindarius Thornwell, 6 vs. UNC Asheville, Nov. 26, 2014 in Columbia, S.C. Opponent: 5, Allen Payne, Auburn, Feb. 26, 2014 in Auburn, Ala.
Blocked 5 or more shots:	South Carolina: Damontre Harris, 5, vs. Georgia, Feb. 15, 2012 in Columbia, S.C. Opponent: Jarell Martin and Jordan Mickey (6), LSU, Jan. 28, 2015 in Baton Rouge, La.
Made 5 or more 3-point field goals:	South Carolina: Duane Notice (5), vs. Clemson Dec. 19, 2014 in Columbia, S.C. Opponent: Charles Oliver (5), Norfolk State, Nov. 14, 2015 in Columbia, S.C.
Attempted 8 or more 3-point field goals:	South Carolina: Duane Notice (8), vs. Ole Miss, March 12, in Nashville, Tenn. Opponent: Charles Oliver (10), Norfolk State, Nov. 14, 2015 in Columbia, S.C.
Made 10 or more free throws:	South Carolina: Tyrone Johnson (13), vs. Mississippi State, Feb. 28, 2015 in Columbia, S.C. Opponent: J.J. Frazier (11), Georgia, Jan. 31, 2015 in Athens, Ga.
Attempted 15 or more free throws:	South Carolina: Tyrone Johnson (15) vs. Mississippi State, Feb. 28, 2015 in Columbia, S.C. Opponent: Shawn Smith (15), Marshall (Dec. 30, 2013) in Columbia, S.C.
Played all 40 minutes of regulation:	South Carolina: Duane Notice, vs. Texas A&M, Feb. 21, 2015 in Columbia, S.C. Opponent: Frank Sullivan, Auburn, Jan. 12, 2013 in Columbia, S.C.
A player hit a last-second shot (within 3 seconds) to win a game:	South Carolina: Tyrone Johnson (Free Throws) vs. Ole Miss, March 12, in Nashville, Tenn. Opponent: Brian Bryant, Mississippi State, Feb. 29, 2012 in Columbia, S.C.
A player had a double-double:	South Carolina: Laimonas Chatkevicius (15 points, 11 rebounds), at Auburn, Jan. 17, 2015 in Auburn, Ala. Opponent: Yante Maten (13 points, 10 rebounds), Georgia, March 13, 2015, in Nashville, Tenn.
Two or more players had a double-double:	S. Carolina: Michael Carrera (23 points, 10 rebounds) and Lakeem Jackson (11 points, 11 rebounds) at LSU, Jan. 16, 2013 in Baton Rouge, La. Opponent: Alex Oriakhi (18 points, 11 rebounds), Earnest Ross (21 points, 10 rebounds) Missouri, Jan. 22, 2013 in Columbia, Mo.
A player had a triple-double:	South Carolina: Sam Muldrow (16 points, 14 rebounds, 10 blocks) vs. Vanderbilt, Jan. 8, 2011 in Columbia, S.C. *** Only second triple-double in South Carolina history (Chuck Eidson (25 points, 10 rebounds, 10 assists) vs. SC State, Nov. 29, 2002 in Columbia, S.C. Opponent: Daniel Hackett (Southern California - 22 points, 10 rebounds, 10 assists), Nov. 17, 2007 in Columbia, S.C.
Scored 30 or more points in back-to-back games:	South Carolina: Devan Downey, 30 vs. Kentucky, Jan. 26, 2010 in Columbia, S.C. 33 vs. Georgia, Jan. 30, 2010, in Columbia, S.C.
Scored 25 or more points in back-to-back games:	South Carolina: Devan Downey, 33 vs. Georgia, Jan. 30, 2010, in Columbia, S.C. 26 at Tennessee, Feb. 6, 2010 in Knoxville, Tenn.

A TEAM ...

Scored 100 or more points:	South Carolina: 103 vs. The Citadel, Nov. 12, 2007 in Columbia, S.C. Opponent: 107, Vanderbilt, Feb. 17, 1996 in Nashville, Tenn.
Scored 50 points or less:	South Carolina: 46, vs. Florida, March 4, 2014 in Columbia S.C. Opponent: 50, Georgia, Jan. 31, 2015 in Athens, Ga.
Scored 50 points in a half:	South Carolina: 52 (2nd half) vs. UNC Asheville Nov. 26, 2014 in Columbia, S.C. Opponent: 52 (2nd half) vs. Georgia Jan. 22, 2014 in Athens, Ga.
Failed to score 25 points in a half:	South Carolina: 24 (2nd Half), at Tennessee, March 7, 2015 in Knoxville, Tenn. Opponent: 24 (1st half), Ole Miss, March 12, in Nashville, Tenn.

Collected 50 or more rebounds:	South Carolina: 50, vs. Longwood, Nov. 9, 2013 in Columbia, S.C. Opponent: 52, WKU, Nov. 27, 2010 in Bowling Green, Ky.
Shot 60% or better from the field:	South Carolina: 60.8% (31-51) at Western Carolina, Nov. 18, 2005 in Cullowhee, N.C. Opponent: 69.6% (32-46) Missouri, Feb. 28, 2013 in Columbia, S.C.
Shot 50% or better from the field:	South Carolina: 51.2% (21-41), at Tennessee, March 7, 2015 in Knoxville, Tenn. Opponent: 50.0% (21-42) Alabama, Feb. 24, Tuscaloosa, Ala.
Shot less than 30% from the field:	South Carolina: 27.1% (16-59), vs. Texas A&M, Feb. 21, 2015 in Columbia, S.C. Opponent: 28.6% (16-56), Marshall, Dec. 1, 2014 in Huntington, W.Va.
Shot 50% or better from 3-point range (at least 10 attempts):	South Carolina: 73.3% (11-15), vs. Auburn, March 12, Atlanta, Ga. Opponent 50.0% (7-14), Missouri, Feb. 10, 2015 in Columbia, S.C.
Shot 20% or less from 3-point range (at least 10 attempts):	South Carolina: 15.0% (3-20), at Kentucky, Feb. 14, 2015 in Lexington, Ky. Opponent: 15.4 % (2-13), Arkansas, Feb. 3, 2015 in Fayetteville, Ark.
Dished 20 or more assists:	South Carolina: 20, vs. North Carolina A&T, Dec. 30, 2014 in Columbia, S.C. Opponent: 21, Georgia, Jan. 22, 2014 in Athens, Ga.
Made 35 or more shots:	South Carolina: 35 vs. Elon, Nov. 19, 2010 in Columbia, S.C. Opponent: 35, vs. Tennessee, March 5, 2009 in Columbia, S.C.
Attempted 80 or more shots:	South Carolina: 83 vs. WKU Nov. 27, 2010 in Bowling Green, Ky. Opponent: 83, LSU, Feb. 10, 1996 in Columbia, S.C.
Attempted 70 or more shots:	South Carolina: 72, vs. Providence, Dec. 1, 2011 in Columbia, S.C. Opponent: 71, Arkansas, Feb. 3, 2015 in Fayetteville, Ark.
Made 10 or more 3-pointers:	South Carolina: 11 vs. Auburn, March 12, 2014 in Atlanta, Ga. Opponent: 11, Norfolk State, Nov. 14, 2015 in Columbia, S.C.
Did not make a 3-pointer:	South Carolina: 0, vs. Milwaukee, Nov. 11, 2012 in Columbia, S.C. Opponent: 0, Miss. State, Jan. 9, 2013 in Starkville, Miss.
Attempted 30 or more 3-pointers:	South Carolina: 31 vs. Alabama, Jan. 25, 2012 in Columbia, S.C. Opponent: 32, North Florida, Nov. 14, 2014 in Columbia, S.C.
Attempted 25 or more 3-pointers:	South Carolina: 26 vs. Texas A&M, Feb. 21, 2015 in Columbia, S.C. Opponent: 25, Tennessee, March 7, 2015 in Knoxville, Tenn.
Made 30 or more free throws:	South Carolina: 30 vs. Arkansas, March 13, 2014 in Atlanta, Ga. Opponent: 33, Kentucky, March 1, 2014 in Columbia, S.C.
Attempted 40 or more free throws:	South Carolina: 42, vs. Norfolk State, Nov. 14, 2015 in Columbia, S.C.. Opponent: 42, Kentucky, March 1, 2014 in Columbia, S.C.
Swiped 15 or more steals:	South Carolina: 15 vs. Vanderbilt, Jan. 16, 2010 in Columbia, S.C. Opponent: 17, Florida, March 4, 2014 in Columbia, S.C.
Blocked 12 or more shots:	South Carolina: 12, vs. Vanderbilt, Jan. 8, 2011 in Columbia, S.C. Opponent: 13, LSU, Jan. 28, 2015 in Baton Rouge, La.
Blocked 8 or more shots:	South Carolina: 9, vs. Coker, Dec. 21, 2014 in Columbia, S.C. Opponent: 8, Arkansas, Feb. 3, 2015 in Fayetteville, Ark.
Won by 30 or more points:	South Carolina: 37, vs. North Carolina A&T, Dec. 30, 2014 in Columbia, S.C. Opponent: 34, Kentucky, Feb. 14, 2015 in Lexington, Ky.
Won by 20 or more points:	South Carolina: 37, vs. North Carolina A&T, Dec. 30, 2014 in Columbia, S.C. Opponent: 34, at Kentucky, Feb. 14, 2015 in Lexington, Ky.
Played a single overtime game:	Win: 82-73 at LSU, Jan. 16, 2013 in Baton Rouge, La. Loss: 62-54 at Georgia, Feb. 23, 2013 in Athens, Ga.
Played a double overtime game:	Win: 87-85 vs. WKU, Nov. 27, 2010 in Bowling Green, Ky. Loss: 98-88 vs. Louisville, Feb. 20, 1988 in Columbia, S.C.
South Carolina played a No. 1 Team in the country:	Win: 68-62 vs. Kentucky, Jan. 26, 2010 in Columbia, S.C. Loss: 77-43 loss at Kentucky, Feb. 14, 2015 in Lexington, Ky.
South Carolina played a top-5 opponent:	Win: 68-62 vs. No. 1/1 Kentucky, Jan. 26, 2010 in Columbia, S.C. Loss: 75-36 loss to No. 4/4 Florida, Jan. 30, 2013 in Gainesville, Fla.
South Carolina played a top-10 opponent:	Win: 64-60 vs. No. 9/9 Iowa State, Jan. 3, 2015 in Brooklyn, N.Y. Loss: 58-43 loss vs. Kentucky, Jan. 24, 2015 in Columbia, S.C.
South Carolina played a top-25 opponent:	Win: 64-60 vs. No. 9/9 Iowa State, Jan. 3, 2015 in Brooklyn, N.Y. Loss: 78-74 loss vs. No. 18/18 Arkansas, March 5, 2015 in Columbia, S.C.
South Carolina defeated a ranked opponent:	Home: Win: 72-67 win over No. 17/15 Kentucky, March 1, 2014 in Columbia, S.C. Away: 77-73 at No. 13/19 Vanderbilt, March 6, 2010 in Nashville, Tenn. Neutral: 64-60 vs. No. 9/9 Iowa State, Jan. 3, 2015 in Brooklyn, N.Y. SEC Home: Win: 72-67 win over No. 17/15 Kentucky, March 1, 2014 in Columbia, S.C. SEC Away: 77-73 at No. 13/19 Vanderbilt, March 6, 2010 in Nashville, Tenn. Non-conference away: 85-84 at No. 19/20 Baylor, Jan. 2, 2009 in Waco, Texas
A South Carolina win opened the season:	Home: 81-56, vs. Norfolk State, Nov. 14, 2015 in Columbia, S.C. Away: 81-63 win at Western Carolina, Nov. 12, 2005 in Cullowhee, N.C. Neutral: 74-61 win vs. Chaminade, Nov. 19, 2001 in Maui, Hawaii (Maui Invite)
South Carolina opened SEC play:	Home: 72-68 loss vs. Florida, Jan. 7, 2015 in Gainesville, Fla. Away: 74-58 loss at No. 10/11 Florida, Jan. 8, 2014 in Gainesville, Fla.



South Carolina Basketball
 South Carolina Combined Team Statistics (as of Mar 14, 2015)
 All games

RECORD:	OVERALL	HOME	AWAY	NEUTRAL
ALL GAMES	17-16	10-6	3-7	4-3
CONFERENCE	6-12	4-5	2-7	0-0
NON-CONFERENCE	11-4	6-1	1-0	4-3

#	Player	gp-gs	min	avg	Total		3-Point		F-Throw		Rebounds				pf	dq	a	to	blk	stl	pts	avg
					fg-fga	fg%	3fg-fga	3fg%	ft-fa	ft%	off	def	tot	avg								
10	NOTICE, Duane	33-33	987	29.9	127-337	.377	61-168	.363	72-91	.791	20	67	87	2.6	61	0	89	60	4	29	387	11.7
00	THORNWELL, Sindari	33-33	1011	30.6	114-335	.340	38-142	.268	101-141	.716	50	111	161	4.9	83	3	73	71	11	43	367	11.1
04	JOHNSON, Tyrone	33-33	981	29.7	97-268	.362	28-96	.292	93-112	.830	16	73	89	2.7	69	0	114	63	9	40	315	9.5
14	CHATKEVICIUS, L.	33-26	753	22.8	118-237	.498	8-27	.296	40-55	.727	52	120	172	5.2	74	2	21	45	44	11	284	8.6
24	CARRERA, Michael	30-21	635	21.2	70-167	.419	12-39	.308	62-88	.705	65	107	172	5.7	88	3	12	32	20	12	214	7.1
25	KACINAS, Mindaugas	33-0	710	21.5	74-132	.561	9-29	.310	43-59	.729	77	91	168	5.1	82	3	18	34	14	20	200	6.1
21	HENRY, Demetrius	21-19	410	19.5	52-102	.510	1-3	.333	22-35	.629	27	49	76	3.6	69	4	6	34	19	7	127	6.0
01	STROMAN, Marcus	28-0	573	20.5	39-104	.375	2-18	.111	41-63	.651	16	57	73	2.6	61	0	87	57	4	22	121	4.3
20	MCKIE, Justin	25-0	282	11.3	26-67	.388	11-36	.306	18-23	.783	11	33	44	1.8	20	0	8	11	3	9	81	3.2
35	STEELE, Brian	21-0	179	8.5	11-47	.234	9-38	.237	4-4	1.000	2	10	12	0.6	20	0	8	5	1	7	35	1.7
12	SHEPPARD, Shamiek	7-0	48	6.9	5-18	.278	1-1	1.000	0-2	.000	6	3	9	1.3	6	0	1	2	4	5	11	1.6
15	THEUS JR., Reggie	13-0	31	2.4	2-5	.400	0-2	.000	0-0	.000	1	1	2	0.2	1	0	0	2	0	3	4	0.3
Team											63	50	113				8					
Total.....		33	6600		735-1819	.404	180-599	.301	496-673	.737	406	772	1178	35.7	634	15	437	424	133	208	2146	65.0
Opponents.....		33	6600		658-1699	.387	196-617	.318	534-744	.718	355	748	1103	33.4	623	-	338	456	136	196	2046	62.0

TEAM STATISTICS	SC	OPP	Date	Opponent	Score	Att.	
SCORING	2146	2046	11/14/14	UNF	w 81-56	10473	
Points per game	65.0	62.0	! 11/18/14	BAYLOR	L 65-69	13291	
Scoring margin	+3.0	-	& 11/20/14	vs Cornell	w 69-45	2517	
FIELD GOALS-ATT	735-1819	658-1699	& 11/21/14	vs Charlotte	L 63-65	2430	
Field goal pct	.404	.387	& 11/23/14	vs Akron	L 63-68	1523	
3 POINT FG-ATT	180-599	196-617	11/26/14	UNC ASHEVILLE	w 89-75	8330	
3-point FG pct	.301	.318	12/1/14	at Marshall	w 77-59	5013	
3-pt FG made per game	5.5	5.9	^ 12/6/14	OKLAHOMA STATE	w 75-49	12007	
FREE THROWS-ATT	496-673	534-744	12/19/14	CLEMSON	w 68-45	11992	
Free throw pct	.737	.718	12/21/14	COKER	w 78-52	8419	
F-Throws made per game	15.0	16.2	12/30/14	NORTH CAROLINA A&T	w 91-54	8156	
REBOUNDS	1178	1103	01/03/15	vs Iowa State	w 64-60	3546	
Rebounds per game	35.7	33.4	* 1/7/15	FLORIDA	L 68-72	12181	
Rebounding margin	+2.3	-	* 01-10-15	at Ole Miss	L 49-65	6714	
ASSISTS	437	338	* 1/13/15	ALABAMA	w 68-66	11085	
Assists per game	13.2	10.2	* 01/17/15	at Auburn	L 68-71	9121	
TURNOVERS	424	456	* 1/20/15	TENNESSEE	L 62-66	12032	
Turnovers per game	12.8	13.8	* 1/24/15	KENTUCKY	L 43-58	18000	
Turnover margin	+1.0	-	* 01/28/15	at LSU	L 58-64	9518	
Assist/turnover ratio	1.0	0.7	* 1/31/15	GEORGIA	w 67-50	13031	
STEALS	208	196	* 02/03/15	at Arkansas	L 55-75	14846	
Steals per game	6.3	5.9	* 02/07/15	at Vanderbilt	L 50-65	9259	
BLOCKS	133	136	* 2/10/15	MISSOURI	w 65-60	8840	
Blocks per game	4.0	4.1	* 02/14/15	at Kentucky	L 43-77	24305	
ATTENDANCE	184314	158151	* 02/17/15	at Georgia	w 64-58	6263	
Home games-Avg/Game	16-11520	10-10993	* 2/21/15	TEXAS A&M	L 52-62	12390	
Neutral site-Avg/Game	-	7-6889	* 2/24/15	at Alabama	L 51-59	8848	
Score by Periods	1st	2nd	Totals	* 2/28/15	MISSISSIPPI STATE	w 81-68	14022
South Carolina	1038	1108	2146	* 3/5/15	ARKANSAS	L 74-78	10065
Opponents	951	1095	2046	* 03/07/15	at Tennessee	w 60-49	16042
				03/11/15	vs Missouri	w 63-54	10039
				03/12/15	vs Ole Miss	w 60-58	15032
				03/13/15	vs Georgia	L 62-74	13135

! - ESPN College Hoops Tip-Off Marathon (Columbia, S.C.)
 & - Charleston Classic (Charleston, S.C.)
 ^ - SEC/Big 12 Challenge (Columbia, S.C.)
 * = Conference game



South Carolina Basketball
 South Carolina Combined Team Statistics (as of Nov 15, 2015)
 All games

RECORD:	OVERALL	HOME	AWAY	NEUTRAL
ALL GAMES	1-0	1-0	0-0	0-0
CONFERENCE	0-0	0-0	0-0	0-0
NON-CONFERENCE	1-0	1-0	0-0	0-0

##	Player	gp-gs	min	avg	Total		3-Point		F-Throw		Rebounds				pf	dq	a	to	blk	stl	pts	avg
					fg-fga	fg%	3fg-fga	3fg%	ft-fta	ft%	off	def	tot	avg								
10	NOTICE, Duane	1-0	20	20.0	4-11	.364	3-6	.500	3-3	1.000	1	2	3	3.0	3	0	3	0	0	0	14	14.0
00	THORNWELL, Sindari	1-1	31	31.0	3-9	.333	1-3	.333	7-9	.778	0	4	4	4.0	2	0	2	3	0	3	14	14.0
14	CHATKEVICIUS, L.	1-1	21	21.0	5-8	.625	0-1	.000	3-3	1.000	3	1	4	4.0	2	0	1	0	1	0	13	13.0
30	SILVA, Chris	1-0	24	24.0	2-5	.400	0-0	.000	8-12	.667	5	4	9	9.0	3	0	0	3	2	1	12	12.0
25	KACINAS, Mindaugas	1-1	28	28.0	2-7	.286	1-3	.333	3-4	.750	3	1	4	4.0	2	0	2	1	0	0	8	8.0
15	DOZIER, PJ	1-1	21	21.0	3-7	.429	1-2	.500	0-2	.000	1	3	4	4.0	3	0	3	1	0	3	7	7.0
01	STROMAN, Marcus	1-0	17	17.0	1-1	1.000	1-1	1.000	2-4	.500	1	2	3	3.0	0	0	2	2	0	0	5	5.0
20	MCKIE, Justin	1-0	3	3.0	1-2	.500	1-2	.500	2-2	1.000	0	1	1	1.0	0	0	0	0	0	0	5	5.0
24	CARRERA, Michael	1-1	26	26.0	1-8	.125	1-4	.250	1-2	.500	1	5	6	6.0	1	0	1	2	1	1	4	4.0
23	COBB, Eric	1-0	8	8.0	1-1	1.000	0-0	.000	0-1	.000	0	1	1	1.0	2	0	0	1	0	1	2	2.0
05	BLANTON, TeMarcus	1-0	1	1.0	0-0	.000	0-0	.000	0-0	.000	0	0	0	0.0	1	0	1	0	0	0	0	0.0
Team											4	3	7									
Total.....		1	200		23-59	.390	9-22	.409	29-42	.690	19	27	46	46.0	19	0	15	13	4	9	84	84.0
Opponents.....		1	200		19-56	.339	11-28	.393	20-23	.870	12	23	35	35.0	35	-	12	18	3	7	69	69.0

TEAM STATISTICS	SC	OPP
SCORING	84	69
Points per game	84.0	69.0
Scoring margin	+15.0	-
FIELD GOALS-ATT	23-59	19-56
Field goal pct	.390	.339
3 POINT FG-ATT	9-22	11-28
3-point FG pct	.409	.393
3-pt FG made per game	9.0	11.0
FREE THROWS-ATT	29-42	20-23
Free throw pct	.690	.870
F-Throws made per game	29.0	20.0
REBOUNDS	46	35
Rebounds per game	46.0	35.0
Rebounding margin	+11.0	-
ASSISTS	15	12
Assists per game	15.0	12.0
TURNOVERS	13	18
Turnovers per game	13.0	18.0
Turnover margin	+5.0	-
Assist/turnover ratio	1.2	0.7
STEALS	9	7
Steals per game	9.0	7.0
BLOCKS	4	3
Blocks per game	4.0	3.0
ATTENDANCE	10623	0
Home games-Avg/Game	1-10623	0-0
Neutral site-Avg/Game	-	0-0

Date	Opponent	Score	Att.
11/14/15	NORFOLK STATE	w 84-69	10623

* = Conference game

Score by Periods	1st	2nd	Totals
South Carolina	40	44	84
Opponents	34	35	69