

WOMEN'S BASKETBALL

SOUTH CAROLINA

Media Relations: Diana Koval
Office: 803.777.7977
Cell: 314.369.6050
Email: dkoval@mailbox.sc.edu
Website: www.GamecocksOnline.com
Twitter: www.Twitter.com/GamecocksOnline
Facebook: www.Facebook.com/GamecocksOnline

Game 13
Dec. 28, 2011
5 p.m.
Philadelphia, Pa.
John A. Daskalakis Center (2,532)

2011-12 Schedule

Fri., Nov. 4	Limestone (Exh.)	Columbia, S.C.	W, 84-53
Fri., Nov. 11	at Illinois	Champaign, Ill.	W, 71-52
Mon., Nov. 14	Alabama A&M	Columbia, S.C.	W, 60-53
Thu., Nov. 17	at Clemson	Clemson, S.C.	W, 65-48
Sun., Nov. 20	#11/12 Penn State (SS)	Columbia, S.C.	L, 50-55
Wed., Nov. 23	C. of Charleston (SS)	Columbia, S.C.	W, 59-40
Sun., Nov. 27	Presbyterian (SS)	Columbia, S.C.	W, 52-24
Wed., Nov. 30	at Xavier	Cincinnati Ohio	W, 67-56
Sun., Dec. 4	at NC State	Raleigh, N.C.	L, 53-55
Sun., Dec. 11	Furman (SS)	Columbia, S.C.	W, 72-33
Wed., Dec. 14	South Carolina State	Columbia, S.C.	W, 66-21

Carolina's Challenge

Sun., Dec. 18 vs. #18/16 N. Carolina Myrtle Beach, S.C. W, 79-48

Wed., Dec. 21	Savannah State	Columbia, S.C.	W, 65-39
Wed., Dec. 28	at Drexel	Philadelphia, Pa.	5 p.m.
Sun., Jan. 1	Alabama*	Columbia, S.C.	3 p.m.
Thu., Jan. 5	Vanderbilt*	Columbia, S.C.	7 p.m.
Sun., Jan. 8	at Florida*	Gainesville, Fla.	2 p.m.
Thu., Jan. 12	at LSU*	Baton Rouge, La.	8 p.m.
Sun., Jan. 15	Kentucky*	Columbia, S.C.	3 p.m.
Thu., Jan. 19	at Auburn*	Auburn, Ala.	7 p.m.
Sun., Jan. 22	at Vanderbilt* (ESPNU)	Nashville, Tenn.	1:30 p.m.
Thu., Jan. 26	Ole Miss* (FSN)	Columbia, S.C.	7 p.m.
Sun., Jan. 29	Mississippi St.* (SECN)	Columbia, S.C.	2 p.m.
Thu., Feb. 2	at Tennessee* (CSS)	Knoxville, Tenn.	7 p.m.
Thu., Feb. 9	at Arkansas*	Fayetteville, Ark.	8 p.m.
Sun., Feb. 12	Florida* (ESPN2)	Columbia, S.C.	5 p.m.
Thu., Feb. 16	Georgia* (FSN)	Columbia, S.C.	7 p.m.
Sun., Feb. 19	at Alabama* (FSN)	Tuscaloosa, Ala.	3 p.m.
Thu., Feb. 23	at Kentucky*	Lexington, Ky.	7 p.m.
Sun., Feb. 26	Arkansas* (SECN)	Columbia, S.C.	2 p.m.



SEC Tournament

Thu., Mar. 1	First Round (FSN)	Nashville, Tenn.	TBA
Fri., Mar. 2	Quarterfinals (FSN)	Nashville, Tenn.	TBA
Sat., Mar. 3	Semifinals (ESPNU)	Nashville, Tenn.	TBA
Sun., Mar. 4	Final (ESPN2)	Nashville, Tenn.	TBA

* indicates SEC game

All Times Listed as Eastern

Television outlet listed in parentheses – SS is SportSouth; FSN is SportsSouth, Fox Sports Southwest and Sun Sports; SECN is SEC Network; CSS is Charter Sports Southeast.

 <small>AP RV</small>	<h3 style="text-align: center;">South Carolina Gamecocks (10-2)</h3> <p>Head Coach: Dawn Staley Record at South Carolina: 52-50 (4th season) Career Record: 225-130 (12th season) Record vs. Drexel: 2-0</p>
 <small>AP NR</small>	<h3 style="text-align: center;">Drexel Dragons (5-4)</h3> <p>Head Coach: Denise Dillon Record at Drexel: 137-112 (9th Season) Career Record: 137-112 (9th Season) Record vs. South Carolina: 0-0</p>

Game Information

Drexel Series: First Meeting
In Philadelphia: First Meeting
In Columbia: First Meeting
At Neutral Site: First Meeting

Radio: WISW 1320 AM (Brad Muller); GamecocksOnline.com
Live Stats: Via DrexelDragons.com

South Carolina Notables

- South Carolina's defense, rated second in the nation in points allowed, has held seven opponents to 48 or fewer points this season, the most since 2006-07.
- After joining the 1,000-point club on Dec. 14, senior La'Keisha Sutton needs two assists to become just the 11th player in school history to amass at least 1,000 points and 300 assists in her career. The last to reach both marks was Cristina Ciocan in the 2003-04 season.
- In the last five games, during which it is 4-1, South Carolina has averaged 67.0 points per game on 43.1 percent shooting while limiting opponents to just 39.2 points per game and 29.7 percent shooting.
- Freshman Aleighsa Welch has been the team's top rebounder over the last five games, pulling in 6.6 boards per outing while shooting 72.4 percent from the field for 10.6 points per game.

Tale of the Tape

Drexel	SC
5-4	Overall Record..... 10-2
1-0	Conference Record 0-0
1-1	Home Record 6-1
3-3	Away Record 3-1
1-0	Neutral Record 1-0
62.2	Points Per Game 63.2
59.0	Opp. Points Per Game..... 43.7
.426	Field Goal %age..... .391
.402	Opp. Field Goal %age..... .338
.352	3-Pt. Field Goal %age239
.331	Opp. 3-Pt. Field Goal %age..... .217
.743	Free Throw %age..... .591
11.2	FTs Made Per Game 12.5
14.7	Assists Per Game 12.3
+0.3	Turnover Margin +7.7
34.0	Rebounds Per Game 40.6
+0.4	Rebounding Margin..... +7.4
6.3	Steals Per Game..... 10.9
2.7	Blocked Shots Per Game 4.9















Uniform Patch

The Gamecocks have added a patch to their uniforms this season to honor teammate Shelbretta Ball, who was medically disqualified from playing this fall. The team wanted Brett and everyone watching to know that she will always be an integral part of them and what they achieve this season.

A Snapshot of the 2011-12 Gamecocks

Probable starters noted by shaded background and are based on previous game

0		Imani Sellers 5-8 • Jr. • Guard Holly Hill, S.C. (Lake Marion)	GP 8 GS 0 PPG 0.6 RPG 0.6 APG 0.4	SPG 0.1 BPG 0.3 FG% .286 3FG% .250 FT% .000	<ul style="list-style-type: none"> • Tied career high with three points vs. Presbyterian • Joined team as a walk-on in August 2010 • High energy, great teammate
1		Ebony Wilson 5-8 • Sr. • Guard Newark, N.J. (Rend Lake College)	GP 11 GS 0 PPG 1.8 RPG 1.3 APG 0.4	SPG 0.6 BPG 0.2 FG% .455 3FG% .333 FT% .643	<ul style="list-style-type: none"> • Handed out career-high three assists against SC State • Tied career high with three steals at NC State, all in second half during comeback from 12-point deficit • Key defender, especially in late-game situations
3		Ieasia Walker 5-8 • Jr. • Guard Amityville, N.Y. (Copiague)	GP 12 GS 12 PPG 6.6 RPG 3.7 APG 2.7	SPG 2.4 BPG 0.4 FG% .322 3FG% .214 FT% .600	<ul style="list-style-type: none"> • Four 10+ scoring games, team's top scorer once this season • Seventh in SEC in steals per game • Shot 50% and swiped four steals vs. Savannah State • Tied career high with six assists vs. North Carolina • Voted to preseason All-SEC Second Team by league's coaches
5		Markeshia Grant 5-6 • Sr. • Guard Tampa, Fla./ (Coll. of Central Florida)	GP 12 GS 12 PPG 10.4 RPG 2.6 APG 2.3	SPG 1.1 BPG 0.1 FG% .430 3FG% .326 FT% .706	<ul style="list-style-type: none"> • Team's top scorer, 24th in SEC • Five 10+ point games, team's top scorer three times this season • Scored 12.4 ppg on 54.3% shooting in last five games • Second career 20-point game came vs. North Carolina • Career-high 22 points vs. Furman (1st career 20-pt game)
11		La'Keisha Sutton 5-8 • Sr. • Guard Trenton, N.J. (Trenton Catholic)	GP 12 GS 12 PPG 8.7 RPG 2.6 APG 3.2	SPG 1.7 BPG 0.3 FG% .325 3FG% .222 FT% .690	<ul style="list-style-type: none"> • 13th in SEC in assists and 12th in assist-to-turnover ratio (1.2) • Averaged 10.8 points on 41.7% shooting in last five games • Team-high 21 points vs. UNC • Scored 1,000th career point vs. SC State • Voted to preseason All-SEC Second Team by league's coaches
12		Charenee Stephens 6-0 • Sr. • Forward Decatur, Ga. (Southwest DeKalb)	GP 12 GS 12 PPG 5.0 RPG 4.5 APG 0.3	SPG 0.5 BPG 0.3 FG% .522 3FG% — FT% .750	<ul style="list-style-type: none"> • One double-digit scoring game, team's top rebounder twice • Team-high seven boards in 15 minutes vs. Savannah State • Five of eight rebounds at NC State and against Penn State came on offensive end • Team-high 19 pts at Clemson
20		Sancheon White 5-10 • Jr. • Guard Hammon, Ind. (Central Arizona)	GP 12 GS 0 PPG 4.6 RPG 2.8 APG 0.8	SPG 1.2 BPG 0.3 FG% .274 3FG% .143 FT% .633	<ul style="list-style-type: none"> • Tied career high with 10 points vs. Savannah State • Career-high eight rebounds at NC State (5 offensive), also hit career highs in blocks (2) and steals (3) in just 16 minutes • Great transition player, turning defense to easy transition scoring
21		Ashley Bruner 6-0 • Jr. • Forward Norman, Okla. (Norman)	GP 12 GS 0 PPG 8.0 RPG 6.7 APG 1.8	SPG 1.8 BPG 0.9 FG% .481 3FG% — FT% .400	<ul style="list-style-type: none"> • Ranks 10th in SEC in rebounds and 15th in field goal percentage • Two 10+ rebound games this season; team-high rebounder five times • Career-high four assists vs. Savannah State • Tenacious rebounder with good instincts
22		Courtney Newton 5-9 • Sr. • Forward Flowery Branch, Ga. (Flowery Branch)	GP 12 GS 12 PPG 0.9 RPG 1.9 APG 0.0	SPG 0.5 BPG 0.2 FG% .136 3FG% .167 FT% .667	<ul style="list-style-type: none"> • Team captain (with La'Keisha Sutton) • In her fifth season, career began as a point guard and has evolved into an aggressive interior player • Tough competitor with never-back-down mentality
23		Tina Roy 5-11 • Fr. • Guard Kaplan, La. (Kaplan)	GP 12 GS 0 PPG 5.3 RPG 1.8 APG 0.1	SPG 0.3 BPG 0.1 FG% .329 3FG% .265 FT% .500	<ul style="list-style-type: none"> • Tied for team-high honors with 12 points in just 14 minutes vs. SC State • Career game vs. Presbyterian – team-high 15 points on five 3s, four rebounds and two steals in 22 minutes • Excellent shooter with great basketball IQ
24		Aleighsa Welch 6-0 • Fr. • Forward Goose Creek, S.C. (Goose Creek)	GP 12 GS 0 PPG 8.8 RPG 6.3 APG 0.7	SPG 0.7 BPG 1.2 FG% .661 3FG% .000 FT% .660	<ul style="list-style-type: none"> • Leading shooter in SEC, hitting 66.1% from the field • Second-leading rebounder on the team, 12th in SEC • Team-high 15 points vs. Savannah State • Averaged 10.6 points and team-high 6.6 rebounds while shooting 72.4% (21-of-29) over last five games
30		Pamela Decheva 6-1 • Fr. • Forward Sofia, Bulgaria	GP 8 GS 0 PPG 0.0 RPG 0.1 APG 0.1	SPG 0.0 BPG 0.0 FG% .000 3FG% .000 FT% —	<ul style="list-style-type: none"> • Hit a pair of 3-pointers in nine minutes of exhibition action • Has participated in FIBA Europe competitions with Bulgarian national teams since 2007, beginning at the U16 level • Grandmother Vanya Voynova is in the FIBA Hall of Fame
33		Elem Ibiam 6-3 • Fr. • Forward Fayetteville, Ga. (Fayette County)	GP 10 GS 0 PPG 3.5 RPG 4.1 APG 0.1	SPG 0.1 BPG 0.9 FG% .400 3FG% .000 FT% .438	<ul style="list-style-type: none"> • Five rebounds and two points in eight minutes vs. North Carolina • Career-high seven boards vs. SC State • Career-high seven points vs. Furman • Career-high three blocks at Xavier • Good back-to-the-basket player with great footwork

Quick Facts

The University

Location: Columbia, S.C.
Founded: 1801
Enrollment: 29,957
Colors: Garnet (PMS 202) and Black
Nickname: Gamecocks
Conference: Southeastern
President: Dr. Harris Pastides
Athletics Director: Eric Hyman
Facility: Colonial Life Arena (18,000)

Coaching Staff

Head Coach: Dawn Staley
Alma Mater: Virginia, 1992
Overall Record: 224-130 (12th season)
School Record: 52-50 (4th season)
Assoc. Head Coach (Alma Mater):
 Lisa Boyer (Ithaca, 1972)
Assistant Coaches (Alma Mater):
 Nikki McCray (Tennessee, 1995)
 Darius Taylor (Michigan, 2000)
Dir. of Basketball Operations (Alma Mater):
 Cynthia Jordan (Temple, 2004)

Team Information

2010-11 Record: 18-15
 Home: 14-5 Away: 3-8 Neutral: 1-2
SEC Record (Finish): 8-8 (T-5th)
 Home: 5-3 Away: 3-5
Letterwinners Returning/Lost: 8/5
Starters Returning/Lost: 3/2

Program History

First Year of Women's Basketball: 1974-75
All-Time Record: 632-479 (38th season)
All-Time SEC Record: 81-186 (21st season)
NCAA Appearances (Last): 8 (2003)
NCAA Tournament Record: 8-8
WNIT Appearances (Last): 4 (2011)
WNIT Record: 3-4

Media Relations

Women's Basketball Contact: Diana Koval
Office: 803.777.7977
Cell: 314.369.6050
Email: dkoval@mailbox.sc.edu
Press Row Phone: 803.777.6182
Athletics Department on the Web
Website: GamecocksOnline.com
Twitter: @GamecocksOnline.com
Facebook: Facebook.com/GamecocksOnline
YouTube: YouTube.com/GamecocksOnline
Women's Basketball on Twitter
Team: @GamecockWBB
Head Coach: @DawnStaley

Current Gamecock Streaks

	Total	Home	Road	Neut.
Overall	W4	W5	L1	W1
SEC	L2	L1	L2	—
Non-Conference	W4	W5	L1	W1
Ranked Teams	W1	L1	L2	W1

A South Carolina Win Would...

- Make the Gamecocks 11-2 to start the season, the best mark since opening the 2002-03 campaign with a 13-1 mark.
- Give the Gamecocks their first 11-win regular-season, non-conference record since the 2007-08 team went 11-4.
- Be the Gamecocks' fourth road win this season, eclipsing last season's total of three. The most true road wins in the Dawn Staley era was five in 2009-10.

By the Numbers

- 0 Games this season in which the Gamecocks have committed more turnovers than their opponent
- 2 Assists away from 300 for senior guard La'Keisha Sutton, who would become the 15th Gamecock to hit that mark and the first since Cristina Ciocan in 2002-03, and just the 11th Gamecock to hand out that many assists while also scoring at least 1,000 points
- 3 Gamecocks who averaged double-figure points in the last five games – Markeshia Grant 12.4, La'Keisha Sutton 10.8 and Aleighsa Welch 10.6
- 5 Games this season that have been decided by 25 or more points (all Gamecock victories), including four of the last five outings
- 5 Games this season, including each of the last four, in which the Gamecocks' opponent never led – Savannah State, North Carolina, South Carolina State, Furman and Clemson
- 8 Of the 13 Gamecocks on the active roster that have recorded at least one double-digit scoring game – the group has combined for double digits in 29 outings
- 9 Games this season that have been decided by more than 10 points, all won by the Gamecocks
- 10 Votes received by South Carolina in the last two Associated Press polls
- 31 Margin of victory over then-No. 18/16 North Carolina, the largest by an unranked South Carolina team over a ranked opponent in school history
- 45 Margin of victory over SC State, the most decisive win of the Dawn Staley era, resetting the mark set one game earlier against Furman

Last Time Out

The Gamecocks closed their pre-holiday schedule with their fourth-straight victory, scoring a 65-39 win over Savannah State. Three players scored double figures, and South Carolina's defense allowed fewer than 40 points for the fourth time this season.

Drexel Series Notes

The two teams have never met, although head coach Dawn Staley is 2-0 against Drexel from her days leading Temple. The Owls defeated their cross-town rivals by double digits in both games of the home-and-home series in the 2005-06 and 2006-07 seasons.

Road Warriors

South Carolina has a 182-231 (.441) all-time record on the road. The Gamecocks' best season on the road was 1979-80 when they went 11-4. Under head coach Dawn Staley, South Carolina is 13-22 in road games. In her 11th season as a head coach, Staley has a 75-68 road record.

The Gamecocks are 3-1 on the road so far this season, matching last season's road win total. The most true road games South Carolina has won under Staley is five, which the 2009-10 team amassed. The Gamecocks have not won more than five true road games in a season since the 1990-91 squad went 6-4.

Defense Is the Difference

How solid is the South Carolina defense this season? Just look at its performances against two of the nation's top 25 offenses (through games of Dec. 18). Entering its Dec. 18 game against

Gamecocks in the Rankings

(SEC thru 12/22; NCAA thru 12/18)

Team	SEC	NCAA	Actual
Scoring Offense	11th	162nd	63.2
Scoring Defense	1st	2nd	43.7
Field Goal Percentage	8th	165th	.391
Field Goal %age Def.	3rd	27th	.338
3-Point FG %age	12th	216th	.239
3-Point FG %age Def.	1st	8th	.217
3-Point FG Made/Gm.	11th	195th	4.1
Free Throw Percentage	12th	329th	.591
Rebounding Offense	10th	—	40.6
Rebounding Defense	2nd	—	33.2
Rebounding Margin	6th	49th	+7.4
Assists	10th	175th	12.3
Steals	4th	70th	10.9
Turnover Margin	2nd	8th	+7.7
Blocked Shots	5th	33rd	4.9

Ashley Bruner	SEC	NCAA	Actual
Rebounding	10th	275th	6.7
Field Goal %age	15th	—	.481
Steals	13th	167th	1.8

Markeshia Grant	SEC	NCAA	Actual
Scoring	24th	—	10.4

La'Keisha Sutton	SEC	NCAA	Actual
Assists	13th	198th	3.2
Assist/Turnover Ratio	12th	177th	1.2

Ieasia Walker	SEC	NCAA	Actual
Steals	7th	178th	2.4

Aleighsa Welch	SEC	NCAA	Actual
Rebounding	12th	—	6.3
Field Goal %age	1st	—	.661
Blocked Shots	9th	170th	1.2

the Gamecocks, North Carolina led the nation in scoring, pouring in 87.5 points per game. South Carolina allowed the Tar Heels just 54.9 percent of that average – 48 points – the lowest scoring output for the Tar Heels since Connecticut held them to 47 points on Jan. 9, 2010.

The stinginess is not a new affectation, however, as South Carolina allowed Penn State, which is currently ranked 22nd in the nation in scoring offense, just 55 points on Nov. 20. The Lady Lions have not scored lower than 65 points in any other game this season and have topped out at 103 in two games. Taking the low-scoring outing against the Gamecocks out of the equation, Penn State has averaged 79.1 points per game this season.

Hitting the High Marks

Just 8:40 into the 100th game of her career, senior guard La'Keisha Sutton netted her 1,000th career point on a trademark drive through the lane. With the effort, which ended with 12 points all scored in the first half against SC State on Dec. 14, Sutton became just the 27th player in South Carolina women's basketball history to reach the milestone. Also in that contest, she became just the 48th Gamecock to play in 100 career games.

The Trenton, N.J., native needs just two assists to reach 300 for her career, another significant benchmark in South Carolina history. To this point, only 14 players have reached the mark with the last being Cristina Ciocan in the 2002-03 season. If Sutton achieves that feat as well, she will join Ciocan as one of 11 Gamecocks to ever reach both milestones in her career in the Garnet and Black.

Bringing the Defense

In the NCAA statistical rankings released through games of Dec. 18, the South Carolina defense was second in the nation in points allowed per game behind just Connecticut. The Gamecocks have allowed more than 55 points just once in 12 games this season – Xavier netted 56 on Nov. 30.

Under head coach Dawn Staley, stingy defense has been a staple of the Gamecock game plan. South Carolina has allowed just 60.0 points per game on Staley's watch, including a 43.7 average this season and a 59.6 mark in 2010-11. In the last two seasons, the Gamecocks allowed 55 or fewer points in a game 25 times, including 11 of 12 games this season. In the 102 games with Staley at the helm, South Carolina has held an opponent to 55 points or fewer 33 times. In that same period, an opponent has netted 70 or more points in a game just 26 times.

One of the more interesting facets of that statistic is that the Gamecocks have not necessarily held opponents to a sub-par shooting percentage. Through Staley's tenure, opponents have shot 41.0 percent from the field. South Carolina has shot 39.3 percent during that time with the Gamecocks' season field goal percentage exceeding that of its opponents just once (2009-10). The defensive success appears to come from limiting opponent shot attempts entirely as South Carolina has put up more shots than its opponents every season except Staley's first (2008-09). This season alone, the Gamecocks have taken 13.0 more shots per game than their opponents.

More Defensive Data

In addition to scoring defense, South Carolina ranked among the country's top 10 in turnover margin. The trio of experienced guards have helped the Gamecocks on both sides of the turnover margin. The Gamecocks have forced 20 or more turnovers in seven of their 12 games this season while committing 20 or more turnovers only once (vs. College of Charleston, Nov. 23). The Gamecocks are also top 10 in the nation in fewest turnovers per game (13.4).

Locking It Down

South Carolina has held an opponent to 48 or fewer points seven times this season, the most since the 2006-07 squad limited its foes to that number eight times. The most games in a season with opponents netting 48 or fewer points is 11 in 2005-06. South Carolina has never lost a game when holding an opponent to 48 or fewer points, which it has done in a total of 108 games (two games in the 1980-81 season were later forfeited).

Record Book Rewrite

The South Carolina defense has made its mark on the program's record book just 10 games into the 2011-12 season. The Gamecocks have both tied and broken the previous record for fewest points allowed in a game – holding Presbyterian to 24 to tie the mark on Nov. 27 then limiting SC State to just 21 to reset the record on Dec. 14. Presbyterian's 11 second-half points lowered that record by two, while SC State's 13 in the second stanza tied the previous low. The Lady Bulldogs became just the fifth opponent in Gamecock history to fail to reach double figures in the first half, and they now hold the Gamecocks' record for lowest opponent field goal percentage at 12.5 (6-of-48).

For Starters

South Carolina head coach Dawn Staley has started the same five Gamecocks in each game this season and has always liked the idea of bringing an offensive weapon off the bench. That strategy seems to be working to full effect this season as 50.0 percent of the Gamecocks' scoring has come from someone not in the starting five. It is the highest percentage of bench scoring in Staley's tenure at South Carolina – in 2010-11, the bench netted 36.7 percent of the team's points; in 2009-

AP Top 25 (December 26)		ESPN/USA Today Top 25 (December 19)	
1. Baylor	12-0	1. Baylor	11-0
2. Connecticut	10-1	2. Connecticut	9-1
3. Notre Dame	11-1	3. Notre Dame	10-1
4. Stanford	9-1	4. Stanford	7-1
5. Maryland	11-0	5. Maryland	11-0
6. Kentucky	11-1	6. Tennessee	7-2
7. Tennessee	7-3	7. Miami (Fla.)	9-1
8. Duke	8-2	8. Kentucky	10-1
9. Ohio State	13-0	9. Duke	7-2
10. Texas A&M	8-2	10. Texas A&M	8-2
11. Rutgers	10-2	11. Rutgers	10-2
12. Miami (Fla.)	9-2	12. Louisville	10-2
13. Texas Tech	10-0	13. Ohio State	11-0
14. Louisville	11-2	14. Green Bay	8-0
15. Georgetown	10-2	15. Georgia	8-1
16. Penn State	10-2	16. Penn State	9-2
17. Georgia	10-2	17. Georgetown	9-2
18. Green Bay	10-0	18. Texas Tech	9-0
19. Delaware	9-0	19. DePaul	10-2
20. Purdue	10-3	20. Delaware	8-0
21. DePaul	12-2	21. Purdue	8-3
22. Texas	9-2	22. North Carolina	7-2
23. Nebraska	11-1	23. Vanderbilt	10-1
24. North Carolina	8-2	24. Gonzaga	9-2
25. Vanderbilt	11-1	25. Texas	8-2



Around the SEC

(Thru games of 12/26)

	SEC Games			Overall		
	W	L	Pct.	W	L	Pct.
Kentucky	0	0	.000	11	1	.917
Vanderbilt	0	0	.000	11	1	.917
Arkansas	0	0	.000	10	1	.909
Georgia	0	0	.000	10	2	.833
South Carolina	0	0	.000	10	2	.833
Mississippi St.	0	0	.000	9	2	.818
Florida	0	0	.000	9	3	.750
Ole Miss	0	0	.000	9	3	.750
LSU	0	0	.000	8	3	.727
Tennessee	0	0	.000	7	3	.700
Alabama	0	0	.000	9	4	.692
Auburn	0	0	.000	7	4	.636

Today's Games

December 28

Miss. Valley State at Arkansas, 5 p.m.

Samford at Florida, 7 p.m.

Furman at #13/15 Georgia, 7 p.m.

Old Dominion at #6/6 Tennessee, 7 p.m. (SS)

#8/8 Kentucky at Middle Tennessee, 8 p.m.

Recent Games

December 22

Auburn def. Central Connecticut State, 49-40

LSU def. Grambling State, 62-47

#25/23 Vanderbilt def. Florida State, 64-59

#13/15 Georgia def. Appalachian State, 81-37

December 21

Ole Miss def. Cleveland State, 74-63

Marist def. Auburn, 69-61

Arkansas def. Texas Southern, 86-41

Florida def. Duquesne, 62-49

#88 Kentucky def. Samford, 90-61

*Rankings are listed as AP/ESPN Poll
All Times Eastern; TV Network in ()*



10, it was 27.5 percent; and in her inaugural season of 2008-09 it was 29.0 percent. The delay tactic has not slowed the Gamecocks' production in the early going as they have been in the lead in the opening five minutes of all but one game so far this season.

With both junior Ashley Bruner and freshman Aleighsa Welch coming off the bench, the reserves have accounted for 63.4 percent of the team's rebounding this season. Bruner has reeled in a team-best 6.7 boards per game, while Welch is second at 6.3. Senior forward Charenee Stephens leads the starting group on the glass as her 4.5 per contest is third-best on the team.

Tough to Scout

Throughout the preseason, head coach Dawn Staley talked about the versatility of her team as a key to the season's success. While she may have been speaking more about the various ways individual players could score, it's been the Gamecocks' ability to get points from various locations that has delivered the program's best opening record since Staley arrived in Columbia. In 12 games, seven different players have led the team in scoring – Markeshia Grant (3), Ashley Bruner (2), Tina Roy (2 – 1 shared), Charenee Stephens (1), La'Keisha Sutton (2, 1 shared), Ieasia Walker (1) and Aleighsa Welch (2). In all, eight different Gamecocks have scored in double figures at least once this season.

Helping Hand

With arguably the best point guard in international women's basketball history at the helm, South Carolina has been at its best when its assist numbers are highest. In the Dawn Staley era (2008-09 through present), the Gamecocks are 39-16 when handing out 10 or more assists, including a 7-1 mark this season. When missing the 10-assist plateau, South Carolina is just 14-35 overall with Staley, including a 4-20 mark in SEC action. That overall record includes this season's 3-1 ledger.

Triple Play

Coming into the season, many observers felt the fate of the Gamecocks' season rested largely in the hands of its experienced backcourt – seniors Markeshia Grant and La'Keisha Sutton and junior Ieasia Walker. Through the first 12 games, that has certainly been the case as between their points and assists, the trio has contributed to 59.0 percent of the team's 63.3 points per game.

Grant is leading the trio in scoring with her team-high 10.4 points per game, which ranks 24th in the SEC. Sutton is atop the assist category as her 3.2 per game are 13th in the league standings. Walker leads the defensive effort, ranking seventh in the SEC with 2.4 steals per game.

Team Specialty Stats					Starters vs. Bench Points			
South Carolina/Opponent					SC	Opp.	SC	Opp.
	Pts. in Paint	Pts. Off TOs	2nd Chance Pts	Fast Break Pts	Starters	Starters	Bench	Bench
11/11 at Ill.	26/20	27/16	18/12	4/4	35	40	36	12
11/14 Ala. A&M	38/30	17/14	12/24	8/6	33	49	27	4
11/17 at Clemson	44/36	20/6	15/6	8/6	36	33	29	15
11/20 Penn St.	20/26	17/8	16/3	2/4	38	45	17	10
11/23 CoFC	26/20	24/9	25/9	10/2	24	28	35	12
11/27 Presby.	20/14	16/4	7/2	4/0	10	19	42	5
11/30 at Xavier	28/28	27/13	13/10	2/4	28	40	39	16
12/4 at NC St.	38/24	14/10	18/12	6/6	25	49	28	6
12/11 Furman	44/18	35/6	20/5	16/8	43	9	29	24
12/14 SC State	28/8	27/2	19/4	6/0	33	10	33	11
12/18 vs. UNC	34/26	16/7	10/5	7/6	52	34	27	14
12/21 Sav. St.	36/20	21/13	16/2	10/4	27	30	38	9
12/28 at Drexel								
1/1 Ala.								
1/5 Vandy								
1/8 at Fla.								
1/12 at LSU								
1/15 Kentucky								
1/19 at Auburn								
1/22 at Vandy								
1/26 Ole Miss								
1/29 Miss. St.								
2/2 at Tenn.								
2/9 at Ark.								
2/12 Fla.								
2/16 Georgia								
2/19 at Ala.								
2/23 at Ky.								
2/26 Ark.								

Miscellaneous Stats

Double-Doubles 2011-12 Career Record

Ashley Bruner	1	4	2-2
Charenee Stephens	0	7	4-3
Ieasia Walker	0	1	1-0

30+ Points 2011-12 Career Record

Ieasia Walker	0	1	1-0
---------------	---	---	-----

20+ Points 2011-12 Career Record

Markeshia Grant	2	2	1-0
La'Keisha Sutton	1	6	5-1
Ieasia Walker	0	4	2-2
Charenee Stephens	0	1	1-0

10+ Points 2011-12 Career Record

La'Keisha Sutton	6	49	25-24
Markeshia Grant	5	13	10-3
Aleighsa Welch	5	5	4-1
Ieasia Walker	4	34	19-15
Ashley Bruner	4	15	10-5
Tina Roy	2	2	2-0
Sancheon White	2	2	2-0
Charenee Stephens	1	18	12-6
Courtney Newton	0	4	3-1

10+ Rebounds 2011-12 Career Record

Ashley Bruner	3	6	3-3
Charenee Stephens	0	13	6-7
Ieasia Walker	0	1	1-0

5+ Assists 2011-12 Career Record

La'Keisha Sutton	2	22	13-9
Ieasia Walker	2	6	5-1
Markeshia Grant	1	1	1-0
Courtney Newton	0	1	1-0

5+ Steals 2011-12 Career Record

Ieasia Walker	2	4	2-2
La'Keisha Sutton	1	4	3-1

Games Led Team In...

(Tied for team lead in each category included)

Scoring 2011-12 Career Record

Markeshia Grant	3	5	4-1
La'Keisha Sutton	2	21	8-13
Ashley Bruner	2	5	3-2
Tina Roy	2	2	2-0
Aleighsa Welch	2	2	1-1
Ieasia Walker	1	15	8-7
Charenee Stephens	1	4	4-0
Courtney Newton	0	2	2-0

Rebounding 2011-12 Career Record

Aleighsa Welch	7	7	7-0
Ashley Bruner	5	20	10-10
Charenee Stephens	3	25	12-13
Ieasia Walker	1	6	4-2
Markeshia Grant	1	4	3-1
Courtney Newton	1	3	1-2
Sancheon White	1	1	0-1
La'Keisha Sutton	0	2	1-1
Ebony Wilson	0	1	1-0

Assists 2011-12 Career Record

La'Keisha Sutton	6	53	26-27
Ieasia Walker	5	16	9-7
Markeshia Grant	3	5	4-1
Ashley Bruner	1	2	0-2
Ebony Wilson	1	2	1-1
Sancheon White	1	1	1-0
Ashley Bruner	1	1	1-0
Courtney Newton	0	5	4-1
Charenee Stephens	0	1	0-1

the 2011 postseason, including nine who were in the NCAA Tournament. Of the 24 opponents on the schedule, eight finished the 2010-11 season with an RPI in the top 50. Six others closed with an RPI between 51 and 100.

Not So Fast

While the backcourt got all the attention leading into the season, two of the team's top four scorers play in the frontcourt. Freshman Aleighsa Welch came on strong in December, leaping up to second on the team in scoring with 8.8 points per game on the season. Much of the team's early success rested heavily in the hands of the frontcourt as junior forward Ashley Bruner spent most of the season's first month as the team's top scorer and rebounder. She is currently the fourth-leading scorer at 8.0 points per game and top rebounder with 6.7 boards per outing.

Deciding December

The Gamecocks are 150-77 (.661) all-time in the month of December, including a 90-22 (.804) record at home. Under head coach Dawn Staley, South Carolina is 17-7 in the final month of the year. The Gamecocks went 4-3 in Staley's first year at the helm (2008-09), were 4-2 in 2009-10 and posted a 6-1 mark last season. South Carolina is 4-1 so far this December.

Strength of Schedule

After finishing the 2010-11 campaign with the nation's 19th-toughest schedule, the Gamecocks are facing another challenging slate in 2011-12. South Carolina will play eight games against teams ranked in both the Associated Press and USA Today/ESPN Coaches polls this week – Tennessee, Kentucky (2), Georgia, Vanderbilt (2), Penn State and North Carolina.

Seventeen of the Gamecocks' 29 games this season will be against teams that participated in

Scoring Differentials

Largest lead in a win.....	by 47 (66-19), 2nd-2:14 vs. SC State, 12/14/11
Largest deficit overcome to win	by 4 (15-19), 1st-5:22 vs. College of Charleston, 11/23/11
Largest lead given up in a loss.....	by 8 (42-50), 2nd-5:47 vs. #11/12 Penn State, 11/20/11
Largest deficit in a loss.....	by 12 (20-32), 2nd-17:15 at NC State, 12/4/11

On the Horizon

Head coach Dawn Staley inked four players in the early signing period. Below is a brief look at each of the future Gamecocks.

- **Tiffany Davis** (Houston, Texas/Westbury Christian) is a 5-foot-8 point guard rated the 29th in the 2012 class at that position. Before transferring to Westbury Christian, she helped Westside High to the 2011 District 20-5A championship game. Davis earned all-region and first-team all-district honors as a junior, netting 16.0 points per game.
- **Asia Dozier** (Columbia, S.C./Spring Valley) is a 5-foot-11 guard who helped Spring Valley to state championships in 2009 and 2011. Rated the 34th-best guard in the 2012 class and a four-star player by *ESPN Hoop/Gurlz*, Dozier averaged 17.1 ppg and 3.8 apg as a junior as the Lady Vikings went 29-0. As a freshman, her 18.3 ppg and 3.8 apg earned her Class 4A Area Player of the Year honors from *The State* newspaper. Her father, Perry, and uncle Terry Dozier also played basketball for the Gamecocks.
- **Tiffany Mitchell** (Charlotte, N.C./Providence Day) is a 5-foot-10 guard who is rated among the top 50 players in the 2012 class by *ESPN Hoop/Gurlz*. She earned South Charlotte player of the year honors and was an *Associated Press* All-State selection after averaging 18.4 points, 6.9 rebounds, 4.2 steals and 3.9 assists as a junior. She guided the Chargers to 21 straight wins in 2010-11, including the program's second-straight NCISAA state title.
- **Khadijah Sessions** (Myrtle Beach, S.C./Myrtle Beach) is a 5-foot-6 point guard rated the seventh-best in the class at her position by *ESPN Hoop/Gurlz*. The 40th-ranked player overall, she averaged 17.9 points and 5.7 assists as a junior while leading the Seahawks to their second-straight AAA state championship. A member of the all-state team, Sessions also captured all-region honors last season.

Watching the Gamecocks

Fans can catch up with the Gamecocks on television 12 times this season, including a pair of games on the ESPN family of networks. South Carolina will also live stream video of all of its non-televised home games for free via its official athletics website, www.GamecocksOnline.com.

The television schedule opens with four non-conference games on SportSouth, beginning with the Penn State game on Nov. 20. The station also will air games against College of Charleston (Nov. 23), Presbyterian (Nov. 27) and Furman (Dec. 11). The SEC package kicks in on Jan. 22 with the contest at Vanderbilt airing on ESPNU. Fox Sports Net will show the home game against Ole Miss (Jan. 26), and SEC Network will air the Mississippi State tilt (Jan. 29). Following the CSS broadcast of the game at Tennessee (Feb. 2), ESPN2 comes to Columbia for the Florida game (Feb. 12). The games against Georgia (Feb. 16) and at Alabama (Feb. 19) will air on FSN, and SEC Network closes out the string with the regular-season finale against Arkansas (Feb. 26).

South Carolina is 3-1 this season in live televised games.

Preseason Props

SEC Coaches voted two Gamecocks to the Preseason All-SEC team last week as senior La'Keisha Sutton and junior Ieasia Walker earned spots on the second team. The pair of guards accounted for 38.2 percent of the team's scoring last season and handed out 54.0 percent of the assists.

We're Back...

South Carolina returns eight letterwinners from last season's Women's NIT team. All are juniors and seniors, including three starters. Additionally, the group includes the top two in points, rebounds and assists for the season. The two seniors that departed in May provided vast leadership and experience, but did not necessarily have a significant game-to-game statistical impact.

The returning Gamecocks accounted for 74.5 percent of last season's scoring, 63.1 percent of rebounding and 81.4 percent of assists. The group of five seniors and three juniors amassed 103 starting assignments a year ago.

Fresh Look

South Carolina head coach Dawn Staley added five student-athletes to her roster this season, providing depth and height on the backcourt while building a foundation for the frontcourt. As a group, the newcomers have accumulated two state titles, eight all-conference selections, six all-state honors and six player of the year awards.

2011-12 Roster

No.	Name	Pos.	Ht	Yr.	Hometown/Last School
0	Imani Sellers	G	5-8	Jr.	Holly Hill, S.C./Lake Marion
1	Ebony Wilson	G	5-8	Sr.	Newark, N.J./Rend Lake College
2	Shelbretta Ball #	G	5-8	Fr.	Jackson, Miss./Jackson Academy
3	Ieasia Walker	G	5-8	Jr.	Amityville, N.Y./Copiague
5	Markeshia Grant	G	5-6	Sr.	Tampa, Fla./Coll. of Central Florida
11	La'Keisha Sutton	G	5-8	Sr.	Trenton, N.J./Trenton Catholic
12	Charenee Stephens	F	6-0	Sr.	Decatur, Ga./Southwest DeKalb
20	Sancheon White	G	5-10	Jr.	Hammond, Ind./Central Ariz. Coll.
21	Ashley Bruner	F	6-0	Jr.	Norman, Okla./Norman
22	Courtney Newton	F	5-9	Sr.	Flowery Branch, Ga./Flowery Branch
23	Tina Roy	G	5-11	Fr.	Kaplan, La./Kaplan
24	Aleighsa Welch	F	6-0	Fr.	Goose Creek, S.C./Goose Creek
30	Pamela Decheva	F	6-1	Fr.	Sofia, Bulgaria
33	Elem Ibiam	F	6-3	Fr.	Fayetteville, Ga./Fayette County

indicates medically disqualified from participating

Head Coach: Dawn Staley

Associate Head Coach: Lisa Boyer

Assistant Coaches: Nikki McCray, Darius Taylor

Pronunciation Guide

Ashley Bruner.....	BREW-ner
Pamela Decheva	DETCH-iv-uh
Markeshia Grant	mar-KEY-shuh
Elem Ibiam	ELL-um IB-ee-um
Imani Sellers.....	i-MAH-nee
Charenee Stephens	shar-NAY
La'Keisha Sutton	luh-KEY-shuh
Ieasia Walker	eye-EESH-uh
Aleighsa Welch	uh-LEE-suh
Sancheon White.....	SAN-chee-on

Gamecock Career/Season Highs

Player	Points	Rebounds	Assists	Blocks	Steals	Minutes
Bruner	18 vs. Sav. St., 12/5/10 <i>Season</i> 15 vs. Ala. A&M, 11/14	18 vs. Penn State, 11/21/11 <i>Same</i>	4 vs. Sav. State, 12/21/11 <i>Same</i>	4, 2x, last, vs. Sav. State, 12/5/10 3 vs. Ala. A&M, 11/14	4, 4x, last, vs. Furman, 12/11/11 4, 3x, last, vs. Furman, 12/11	34, 2x, last, at LSU, 2/24/11 32 vs. Ala. A&M, 11/14
Decheva	— <i>Season</i> <i>Same</i>	1 vs. SC State 12/14/11 <i>Same</i>	1 vs. Furman, 12/11/11 <i>Same</i>	— <i>Same</i>	— <i>Same</i>	6 vs. Sav. State, 12/21/11 <i>Same</i>
Grant	22 vs. Furman, 12/11/11 <i>Season</i> <i>Same</i>	9 vs. Ole Miss, 3/3/11 8 vs. Furman, 12/11	6 vs. Ala. A&M, 11/14/11 <i>Same</i>	1, 2x, last, vs. Ala. A&M, 11/14/11 1 vs. Ala. A&M, 11/14	3 vs. Clemson, 11/18/10 2, 4x, last, vs. UNC, 12/18	34 at Xavier, 11/30/11 <i>Same</i>
Ibiam	7 vs. Furman, 12/11/11 <i>Season</i> <i>Same</i>	7 vs. SC State 12/14/11 <i>Same</i>	1 vs. SC State 12/14/11 <i>Same</i>	3 at Xavier, 11/30/11 <i>Same</i>	1 vs. Furman, 12/11/11 <i>Same</i>	15 vs. SC State 12/14/11 <i>Same</i>
Newton	17 vs. Buffalo, 11/17/07 <i>Season</i> 6 vs. Ala. A&M, 11/14	7, 2x, last, at LSU, 2/24/11 5 at Clemson, 11/17	6 vs. St. Francis, 11/9/07 —	2 vs. Alabama, 1/23/11 1 at Illinois, 11/11	4, 2x, last, at Florida, 2/22/09 2, 2x, last, vs. SC State, 12/14	35 at Florida, 2/22/09 16 vs. Ala. A&M, 11/14
Roy	15 vs. Presby., 11/27/11 <i>Season</i> <i>Same</i>	4, 2x, last, vs. SC State 12/14/11 <i>Same</i>	— <i>Same</i>	1 vs. SC State, 12/14/11 <i>Same</i>	2 vs. Presby., 11/27/11 <i>Same</i>	22 vs. Presby., 11/27/11 <i>Same</i>
Sellers	3, 2x, last, vs. Presby., 11/27/11 <i>Season</i> 3 vs. Presby., 11/27	2, 3x, last, vs. UNC, 12/18/11 2, 2x, last, vs. UNC, 12/18	1, 2x, last, vs. Sav. State, 12/21/11 1 vs. Sav. State, 12/21	2 vs. Furman, 12/11/11 <i>Same</i>	1 vs. Sav. State, 12/21/11 <i>Same</i>	8, 2x, last, vs. Georgia, 3/4/11 7 vs. Furman, 12/11
Stephens	20 vs. SDSU, 11/28/09 <i>Season</i> 19 at Clemson, 11/17	13 vs. Chas. Sth., 12/1/10 8, 2x, last, at NC State, 12/4	2 vs. Presby., 12/28/10 1, 3x, last, vs. UNC, 12/18	3 vs. Illinois, 11/15/10 2 vs. Furman, 12/11	3, 2x, last, vs. Georgia, 2/25/10 2 at Clemson, 11/17	34 at Charlotte, 11/16/09 23 at NC State, 12/4
Sutton	24, 2x, last, vs. Auburn, 2/20/11 <i>Season</i> 21 vs. UNC, 12/18	7 at Ole Miss, 1/22/09 6 vs. Ala. A&M, 11/14	8, 2x, last, vs. Florida, 1/9/11 6 at Clemson, 11/17	2 vs. UConn, 12/28/08 1, 4x, last, vs. SC State, 12/14	7 at Clemson, 11/17/11 <i>Same</i>	43 vs. Vandy, 2/27/11 36 vs. Ala. A&M, 11/14
Walker	30 vs. Clemson, 11/18/10 <i>Season</i> 15 vs. Penn State, 11/20	11 at Ole Miss, 1/16/11 6 vs. SC State, 12/14	6, 4x, last, vs. UNC, 12/18/11 6, 2x, last, vs. UNC, 12/18	2, 2x, last, at NC State, 12/4/11 2, 2x, last, at NC State, 12/4	6 vs. Furman, 12/11/11 <i>Same</i>	43 at Ole Miss, 1/16/11 38 vs. Penn State, 11/20
Welch	16 at Xavier, 11/30/11 <i>Season</i> <i>Same</i>	9, 3x, last, vs. SC State 12/14/11 <i>Same</i>	2 vs. Furman, 12/11/11 <i>Same</i>	4 at NC State, 12/4/11 <i>Same</i>	3 at Xavier, 11/30/11 <i>Same</i>	24 at NC State, 12/4/11 <i>Same</i>
White	10 at Xavier, 11/30/11 <i>Season</i> <i>Same</i>	8 at NC State, 12/4/11 <i>Same</i>	3, 2x, last, vs. Presby., 11/27/11 <i>Same</i>	2 at NC State, 12/4/11 <i>Same</i>	3 at NC State, 12/4/11 <i>Same</i>	19 vs. Furman, 12/11/11 <i>Same</i>
Wilson	8 vs. High Pt., 12/2/09 <i>Season</i> 4 at Illinois, 11/11	5, 2x, last, at Penn St., 11/21/10 3 vs. Sav. State, 12/21	3 vs. SC State, 12/14/11 <i>Same</i>	1, 7x, last, vs. Ala. A&M, 11/14/11 1, 2x, last, vs. Ala. A&M, 11/14	3, 2x, last, at NC State, 12/4/11 3 at NC State, 12/4	29 vs. High Pt., 12/2/09 18 at Illinois, 11/11

South Carolina's Record When...

	SEC Only	All Games
Record	0-0	10-2
Playing a ranked opponent.....	0-0	1-1
Playing at home	0-0	6-1
Playing on the road	0-0	3-1
Playing at neutral site	0-0	1-0
Leading at half	0-0	10-0
Trailing at half	0-0	0-2
Tied at half	0-0	0-0
Playing an overtime game	0-0	0-0
0 players score in double-figures.....	0-0	0-0
1 player scores in double-figures.....	0-0	1-1
2 players score in double-figures.....	0-0	3-1
3 players score in double-figures.....	0-0	4-0
4 players score in double-figures.....	0-0	2-0
5 players score in double-figures.....	0-0	0-0
Starters outscore opponent's starters.....	0-0	4-0
Opponent's starters score equal/more.....	0-0	6-2
Bench outscores opponent's bench.....	0-0	10-2
Opponent's bench scores equal/more.....	0-0	0-0
Shooting 50% or better	0-0	0-0
Shooting between 40-49%	0-0	6-0
Shooting between 30-39%	0-0	4-1
Shooting less than 30%	0-0	0-1
Opponent shoots 50% or better	0-0	0-1
Opponent shoots between 40-49%	0-0	3-0
Opponent shoots between 30-39%	0-0	4-1
Opponent shoots less than 30%	0-0	3-0
Shooting better than opponent	0-0	8-0
Shooting worse than/equal to opponent.....	0-0	2-2
Having more FTs made than opponent.....	0-0	7-0
Having equal/less FTs made than opponent.....	0-0	3-2
Outrebounding opponent.....	0-0	8-2
Having equal/less rebounds than opponent.....	0-0	2-0
Having more TOs than opponent	0-0	0-0
Having equal or less TOs than opponent.....	0-0	10-2
Attempting more FT than 3FG.....	0-0	7-0
Attempting equal/less FT than 3FG	0-0	3-2
Making 5 or more 3FGs	0-0	4-1
Making less than 5 3FGs.....	0-0	6-1
Attempting 15 or more 3FGs	0-0	6-1
Attempting less than 15 3FGs.....	0-0	4-1

	SEC Only	All Games
No South Carolina players foul out	0-0	9-2
One or more South Carolina players foul out.....	0-0	1-0
Having 10 or more assists.....	0-0	7-1
Having less than 10 assists.....	0-0	3-1
Scoring more pts. in paint than opponent	0-0	9-1
Scoring equal/less pts. in paint than opponent ...	0-0	1-1
Scoring more pts. off TOs than opponent	0-0	10-2
Scoring equal/less pts. off TOs than opponent ...	0-0	0-0
Scoring more 2nd-chance pts.....	0-0	9-2
Scoring equal/less 2nd-chance pts.....	0-0	1-0
Scoring more fast break pts.	0-0	8-0
Scoring equal/less fast break pts	0-0	2-2
Wearing white uniforms.....	0-0	7-1
Wearing black uniforms	0-0	3-1
Wearing garnet uniforms.....	0-0	0-0
Playing in tournaments/classics.....	0-0	0-0
Playing on live television	0-0	2-1
Playing in November.....	0-0	6-1
Playing in December.....	0-0	4-1
Playing in January	0-0	0-0
Playing in February	0-0	0-0
Playing in March.....	0-0	0-0
Playing during the day	0-0	6-2
Playing at night	0-0	4-0
Playing on Sunday.....	0-0	3-2
Playing on Monday.....	0-0	1-0
Playing on Tuesday.....	0-0	0-0
Playing on Wednesday	0-0	4-0
Playing on Thursday.....	0-0	1-0
Playing on Friday	0-0	1-0
Margin is 5 pts. or less.....	0-0	0-2
Margin is between 6-10.....	0-0	1-0
Margin is between 11-20	0-0	4-0
Margin is more than 20.....	0-0	5-0
Having a 20-pt. scorer.....	0-0	2-0
Having a 30-pt. scorer.....	0-0	0-0
Scoring 49 points or less.....	0-0	0-0
Scoring 50-59 points.....	0-0	2-2
Scoring 60-69 points.....	0-0	5-0
Scoring 70-79 points.....	0-0	3-0
Scoring 80-89 points.....	0-0	0-0
Scoring 90-99 points.....	0-0	0-0

2011-12 Team High/ Low

South Carolina	Game Highs		Game Lows	
POINTS	78	vs. North Carolina, 12/18/11	50	Penn State, 11/20/11
FIELD GOALS MADE	33	vs. North Carolina, 12/18/11	18	C. of Charleston, 11/23/11
FIELD GOAL ATTEMPTS	76	Penn State, 11/20/11	50	vs. Savannah State, 12/21/11 at Xavier, 11/30/11
FIELD GOAL PERCENTAGE	.481 (25-52)	SC State, 12/14/11	.250 (19-76)	Penn State, 11/20/11
3 PT FIELD GOALS MADE	9	vs. North Carolina, 12/18/11	1	vs. Savannah State, 12/21/11 at NC State, 12/4/11 at Clemson, 11/17/11
3 PT FG ATTEMPTS	29	Penn State, 11/20/11	6	at Clemson, 11/17/11
3 PT FG PERCENTAGE	.429 (9-21)	vs. North Carolina, 12/18/11	.067 (1-15)	at NC State, 12/4/11
FREE THROWS MADE	22	vs. Savannah State, 12/21/11	2	Presbyterian, 11/27/11
FREE THROW ATTEMPTS	38	at Xavier, 11/30/11	9	Presbyterian, 11/27/11
FREE THROW PERCENTAGE	.733 (22-30)	vs. Savannah State, 12/21/11	.222 (2-9)	Presbyterian, 11/27/11
REBOUNDS	47	vs. North Carolina, 12/18/11	34	at Xavier, 11/30/11 at Illinois, 11/11/11
ASSISTS	19	vs. North Carolina, 12/18/11	8	C. of Charleston, 11/23/11 Penn State, 11/20/11
STEALS	21	Furman, 12/11/11	6	SC State, 12/14/11
BLOCKED SHOTS	11	Furman, 12/11/11	1	at Clemson, 11/17/11
TURNOVERS	22	C. of Charleston, 11/23/11	8	Furman, 12/11/11
FOULS	21	at Illinois, 11/11/11	7	Presbyterian, 11/27/11

Opponent	Game Highs		Game Lows	
POINTS	56	at Xavier, 11/30/11	21	SC State, 12/14/11
FIELD GOALS MADE	21	Penn State, 11/20/11	6	SC State, 12/14/11
FIELD GOAL ATTEMPTS	60	Alabama A&M, 11/14/11	38	at Illinois, 11/11/11
FIELD GOAL PERCENTAGE	.500 (21-42)	Penn State, 11/20/11	.125 (6-48)	SC State 12/14/11
3 PT FIELD GOALS MADE	4	at Xavier, 11/30/11	0	vs. Savannah State, 12/21/11 Penn State, 11/20/11 at Clemson, 11/17/11
3 PT FG ATTEMPTS	12	at Xavier, 11/30/11	2	at Illinois, 11/11/11
3 PT FG PERCENTAGE	.500 (1-2)	at Illinois, 11/11/11	.000 (0-3) .000 (0-6) .000 (0-7)	vs. Savannah State, 12/21/11 Penn State, 11/20/11 at Clemson, 11/17/11
FREE THROWS MADE	25	at Illinois, 11/11/11	2	Presbyterian, 11/27/11
FREE THROW ATTEMPTS	35	at Illinois, 11/11/11	7	Presbyterian, 11/27/11
FREE THROW PERCENTAGE	.929 (13-14)	Penn State, 11/20/11	.286 (2-7)	Presbyterian, 11/27/11
REBOUNDS	41	at NC State, 12/4/11 Alabama A&M, 11/14/11	19	vs. Savannah State, 12/21/11
ASSISTS	16	at Xavier, 11/30/11	2	SC State, 12/14/11
STEALS	9	C. of Charleston, 11/23/11 Alabama A&M, 11/14/11	4	vs. North Carolina, 12/18/11 Furman, 12/11/11 at Clemson, 11/17/11
BLOCKED SHOTS	11	at Clemson, 11/17/11	0	SC State, 12/14/11 Presbyterian, 11/27/11
TURNOVERS	29	Furman, 12/11/11 C. of Charleston, 11/23/11	16	at NC State, 12/4/11
FOULS	25	at Xavier, 11/30/11	9	Presbyterian, 11/27/11

The Last Time ...

Individual

Scored 50 Points

South Carolina 51, Jocelyn Penn vs. Stetson, 1/4/03
Opponent Never

Scored 40 Points

South Carolina 51, Jocelyn Penn vs. Stetson, 1/4/03
Opponent 46, Cornelia Gayden, LSU, 1/14/95

Scored 30 Points

South Carolina 30, Ieasia Walker vs. Clemson, 11/18/10
Opponent 32, LaQueta Ferguson, Florida International, 11/25/07

Grabbed 20 Rebounds

South Carolina 25, Kelsey Bone vs. Boston University, 12/28/09
Opponent 24, Courtney Paris, Oklahoma, 12/30/07

Grabbed 15 Rebounds

South Carolina 18, Ashley Bruner vs. Penn State, 11/20/11
Opponent 15, Talie East, Penn State, 11/20/11

Two Players with 20 or More Points

South Carolina La'Keisha Sutton 21/Markeshia Grant 20, vs. North Carolina, 12/18/11
Opponent Angie Bjorklund 23/Shekinna Stricklen 21, Tennessee, 1/17/10

Two Players with 10 or More Rebounds

South Carolina Charenee Stephens 11/Kelsey Bone 10 vs. Mississippi, 3/4/10
Opponent Shekinna Stricklen 10/Alyssia Brewer 10, Tennessee, 2/17/11

Had 10 Assists

South Carolina 10, Samone Kennedy at Florida, 2/24/08
Opponent 11, Marneshia Richard, Mississippi State, 1/21/07

Had Five Steals

South Carolina 6, Ieasia Walker vs. Furman, 12/11/11
Opponent 5, Sam Ramirez, Appalachian State, 3/16/11

Had Five Blocked Shots

South Carolina 5, Demetress Adams vs. UNC Asheville, 1/3/08
Opponent 5, Chay Shegog, North Carolina, 12/18/11

Had a Double-Double

South Carolina Charenee Stephens (13 pts/11 reb) vs. Appalachian State, 3/16/11
Opponent Nadra Robertson (10 pts/10 reb), Alabama A&M, 11/14/11

Two Players had a Double-Double

South Carolina Kelsey Bone (20 pts/10 reb)/Charenee Stephens vs. Mississippi, 3/4/10
Opponent Shekinna Stricklen (18 pts/16 reb) and Kelley Cain (11 pts/11 reb), Tennessee, 1/20/11

Had a Triple-Double

South Carolina Iva Sliskovic (18 pts, 15 reb, 10 asst) vs. High Point, 12/20/06
Opponent Never

Team

Scored 100 Points

South Carolina 102 vs. North Carolina A&T, 3/21/08
Opponent 103, Clemson, 11/21/03

Won by 30 or More Points

South Carolina 79-78 (31) vs. North Carolina, 12/18/11
Opponent 66-34 (32), Georgia, 3/4/11

Shot 65% or Better from the Field

South Carolina .652 (45-69) vs. East Tennessee State, 12/19/00
Opponent Never

Shot 60% or Better from the Field

South Carolina .608 (31-51) vs. Jackson State, 12/7/07
Opponent .604 (29-48), Vanderbilt, 1/18/01

Shot 50% or Better from the Field

South Carolina .500 (26-52) vs. Appalachian State, 3/16/11
Opponent .500 (21-42), Penn State, 11/20/11

No Players in Double-Figure Points

South Carolina at Stanford, 11/26/10
Opponent SC State, 12/14/11

Five Players in Double-Figure Points

South Carolina vs. LSU, 1/6/11
Opponent Arkansas, 2/14/10

Faced AP Top-25 Opponent

Win 79-78 vs. No. 18 North Carolina, 12/18/11
Loss 50-55 vs. No. 11 Penn State, 11/20/11

Faced AP Top-10 Opponent

Win 71-52 vs. No. 6 Vanderbilt, 1/3/02
Loss 60-82 at No. 4 Tennessee, 2/17/11

Faced AP Top-5 Opponent

Win 70-66 vs. No. 5 Vanderbilt, 1/28/98
Loss 60-82 at No. 4 Tennessee, 2/17/11

Faced AP No. 1 Team

Win Never
Loss 48-77 vs. No. 1 UConn, 12/29/08

Overtime Game

Win 64-62 at Arkansas, 2/6/11
Loss 60-74 vs. Vanderbilt, 2/27/11

Double-Overtime Game

Win 92-91 at Florida State, 2/4/91
Loss 92-94 at Clemson, 11/19/09

South Carolina Was Ranked

AP No. 1 Never
AP Top 10 No. 10, 2/18/02
AP Top 25 No. 16, 3/17/03

Official Basketball Box Score -- Game Totals -- Final Statistics
South Carolina vs Illinois
 11/11/11 3:30 pm at Champaign, Ill.

South Carolina 71 • 1-0

#	Player	F	Total			3-Ptr			Rebounds			PF	TP	A	TO	Blk	Stl	Min
			FG-FGA	FG-FGA	FT-FTA	Off	Def	Tot	Off	Def	Tot							
12	STEPHENS, Charenee	f	2-3	0-0	0-0	1	1	2	1	4	0	0	0	0	0	0	0	16
22	NEWTON, Courtney	f	0-0	0-0	2-2	0	1	1	3	2	0	1	1	0	1	0	7	
03	WALKER, Ieasia	g	2-5	0-1	4-6	1	4	5	3	8	2	4	0	0	0	0	23	
05	GRANT, Markeshia	g	3-8	3-7	2-2	2	2	4	0	11	3	0	0	0	0	0	22	
11	SUTTON, La'Keisha	g	3-10	0-2	4-6	2	0	2	2	10	3	3	0	1	1	0	30	
00	SELLERS, Imani	g	0-0	0-0	0-0	0	1	1	2	0	0	0	0	0	0	0	3	
01	WILSON, Ebony	g	2-2	0-0	0-0	1	1	2	1	4	1	0	1	3	1	0	18	
20	WHITE, Sancheon	g	1-9	1-4	3-4	2	1	3	0	6	3	0	0	2	0	0	15	
21	BRUNER, Ashley	g	6-9	0-0	2-4	4	2	6	2	14	2	1	0	3	2	0	26	
23	ROY, Tina	g	2-4	1-2	0-0	0	0	0	0	5	0	1	0	0	0	0	10	
24	WELCH, Aleighsa	g	1-2	0-0	0-0	1	2	3	2	2	0	1	0	0	0	0	16	
30	DECHEVA, Pamela	g	0-0	0-0	0-0	0	0	0	0	2	0	1	0	0	0	0	5	
33	IBIAM, Elem	g	2-5	0-0	1-2	3	1	4	3	5	0	1	0	0	0	0	9	
	Team					1	0	1										
	Totals		24-57	5-16	18-25	18	16	34	21	71	14	14	2	9	200			

FG % 1st Half: 9-34 26.5% 2nd half: 15-23 65.2% Game: 24-57 42.1% Deadball Rebounds 2,1
 3FG % 1st Half: 4-11 36.4% 2nd half: 1-5 20.0% Game: 5-16 31.3%
 FT % 1st Half: 9-10 90.0% 2nd half: 9-15 60.0% Game: 18-25 72.0%

Illinois 52 • 0-1

#	Player	F	Total			3-Ptr			Rebounds			PF	TP	A	TO	Blk	Stl	Min
			FG-FGA	FG-FGA	FT-FTA	Off	Def	Tot	Off	Def	Tot							
00	Penn, Karisma	f	2-5	0-0	6-9	2	2	4	5	10	2	4	5	2	3	4	34	
44	Magrum, Kersten	f	1-5	0-0	6-6	2	4	6	4	8	1	0	0	0	0	0	17	
12	McCully, Lydia	g	3-8	0-0	7-8	4	1	5	3	13	0	3	0	2	3	0	37	
22	Crawford, Ivory	g	0-6	0-1	1-2	1	3	4	2	1	0	1	0	0	0	0	26	
42	Moore, Amber	g	3-3	1-1	1-2	0	4	4	1	8	2	6	0	1	1	0	31	
03	Tuck, Taylor	g	0-1	0-0	0-0	0	1	1	0	0	0	1	0	1	1	0	8	
05	Oden, Nia	g	1-3	0-0	0-0	1	1	2	0	2	0	0	0	0	0	0	7	
11	Mitchell, Eboni	g	0-1	0-0	0-0	0	0	0	0	0	0	1	0	0	0	0	3	
20	Burke, Alexis	g	3-3	0-0	0-2	1	1	2	2	6	0	2	0	0	0	0	12	
21	Blinn, Macie	g	0-2	0-0	0-0	0	0	0	0	1	0	0	1	0	0	0	3	
23	Smith, Alexis	g	0-1	0-0	2-4	0	0	0	1	2	0	2	0	0	0	0	14	
34	Rukavina, Lana	g	0-0	0-0	2-2	0	1	1	1	2	0	0	0	0	0	0	8	
	Team					1	2	3										
	Totals		13-38	1-2	25-35	12	20	32	20	52	5	22	5	6	200			

FG % 1st Half: 8-22 36.4% 2nd half: 5-16 31.3% Game: 13-38 34.2% Deadball Rebounds 6
 3FG % 1st Half: 0-1 0.0% 2nd half: 1-1 100.0% Game: 1-2 50.0%
 FT % 1st Half: 8-11 72.7% 2nd half: 1-2 50.0% Game: 25-35 71.4%

Officials: Tina Napier, Felicia Grinter, Erika Herriman
 Technical fouls: South Carolina-None. Illinois-None.

Attendance: 770
 GAME ID: 1026021

Score by periods	1st	2nd	Total
South Carolina	31	40	71
Illinois	24	28	52

Last FG - SC 2nd-01:31, ILL 2nd-03:05.
 Largest lead - SC by 30 2nd-07:10, ILL by 2 1st-19:33.

Points	In	Off	2nd	Fast	Bench
SC	26	27	18	4	36
ILL	20	16	12	4	12

Score tied - 3 times.
 Lead changed - 1 time.



Official Basketball Box Score -- Game Totals -- Final Statistics
Alabama A&M vs South Carolina
 11/14/11 7 p.m. at Columbia, S.C./Colonial Life Arena



Alabama A&M 53 • 0-2

#	Player	F	Total			3-Ptr			Rebounds			PF	TP	A	TO	Blk	Stl	Min
			FG-FGA	FG-FGA	FT-FTA	Off	Def	Tot	Off	Def	Tot							
24	SANDERS, Jasmine	f	2-3	0-0	0-0	0	4	4	3	4	0	1	0	2	2	22		
55	ROBERTSON, Nadra	c	5-7	0-0	0-1	5	5	10	3	10	1	3	2	1	28			
14	WATKINS, Nesfayia	g	0-3	0-1	4-4	2	2	4	1	4	1	1	0	0	28			
22	DAVIS, Shundray	g	5-17	1-2	0-0	2	5	7	4	11	1	2	0	3	35			
23	TOBAR, Whiquitta	g	7-20	1-5	5-6	3	2	5	2	20	0	6	2	1	37			
03	STRICKLAND, Alyssa	g	0-1	0-0	0-0	0	0	0	0	0	0	0	0	0	1			
12	SIPPAL, Taylor	g	0-0	0-0	0-0	0	0	0	0	0	0	0	0	0	1			
20	FAUNTLEROY, Kiersten	g	0-0	0-0	2-2	0	0	0	2	2	0	1	0	0	11			
25	ONEAL, Danielle	g	1-6	0-2	0-0	2	0	2	2	2	0	1	0	2	17			
33	WILLIAMS, Gabrielle	g	0-2	0-0	0-0	2	1	3	4	0	2	0	1	0	13			
44	FARRIS, Shatavia	g	0-1	0-0	0-0	1	0	1	0	0	0	0	0	0	7			
	Team					3	2	5										
	Totals		20-60	2-10	11-13	20	21	41	21	53	5	18	5	9	200			

FG % 1st Half: 9-28 32.1% 2nd half: 11-32 34.4% Game: 20-60 33.3% Deadball Rebounds 3,1
 3FG % 1st Half: 1-4 25.0% 2nd half: 1-6 16.7% Game: 2-10 20.0%
 FT % 1st Half: 5-7 71.4% 2nd half: 6-6 100.0% Game: 11-13 84.6%

South Carolina 60 • 2-0

#	Player	F	Total			3-Ptr			Rebounds			PF	TP	A	TO	Blk	Stl	Min
			FG-FGA	FG-FGA	FT-FTA	Off	Def	Tot	Off	Def	Tot							
12	STEPHENS, Charenee	f	0-0	0-0	0-0	0	1	1	0	0	0	1	0	0	0	5		
03	WALKER, Ieasia	g	4-7	0-1	5-8	2	3	5	3	13	1	3	2	3	34			
05	GRANT, Markeshia	g	0-5	0-3	1-2	2	0	2	0	1	6	2	1	2	27			
11	SUTTON, La'Keisha	g	5-15	1-5	2-2	3	3	6	3	13	4	2	0	0	36			
22	NEWTON, Courtney	g	2-4	2-4	0-0	0	1	1	2	6	0	0	0	2	16			
01	WILSON, Ebony	g	0-0	0-0	0-0	0	1	1	0	0	0	0	1	0	12			
20	WHITE, Sancheon	g	0-4	0-2	0-0	0	1	1	1	0	0	0	0	0	8			
21	BRUNER, Ashley	g	7-16	0-0	1-3	5	3	8	4	15	2	1	3	4	32			
23	ROY, Tina	g	0-1	0-1	0-0	1	0	1	0	0	0	0	0	0	5			
24	WELCH, Aleighsa	g	4-6	0-0	4-6	4	5	9	1	12	1	2	1	0	21			
33	IBIAM, Elem	g	0-2	0-0	0-0	1	0	1	0	0	0	2	1	0	4			
	Team					3	0	3										
	Totals		22-60	3-16	13-21	21	18	39	14	60	14	13	9	11	200			

FG % 1st Half: 13-36 36.1% 2nd half: 9-24 37.5% Game: 22-60 36.7% Deadball Rebounds 3,1
 3FG % 1st Half: 3-12 25.0% 2nd half: 0-4 0.0% Game: 3-16 18.8%
 FT % 1st Half: 1-2 50.0% 2nd half: 12-19 63.2% Game: 13-21 61.9%

Officials: Dee Kantner, Denise Brooks, Lawson Newton
 Technical fouls: Alabama A&M-None. South Carolina-None.

Attendance: 2118

Score by periods	1st	2nd	Total
Alabama A&M	24	29	53
South Carolina	30	30	60

Last FG - AAMU 2nd-00:38, SC 2nd-03:32.
 Largest lead - AAMU by 3 1st-18:00, SC by 15 1st-08:17.

Score tied - 1 time.
 Lead changed - 5 times.



Official Basketball Box Score -- Game Totals -- Final Statistics
South Carolina vs Clemson
 11/17/11 7:00 PM at Clemson, SC - Littlejohn Coliseum



South Carolina 65 • 3-0

#	Player	F	Total			3-Ptr			Rebounds			PF	TP	A	TO	Blk	Stl	Min
			FG-FGA	FG-FGA	FT-FTA	Off	Def	Tot	Off	Def	Tot							
22	NEWTON, Courtney	f	0-1	0-0	0-0	2	3	5	1	0	0	1	0	1	15			
03	WALKER, Ieasia	g	2-5	0-0	2-2	1	4	5	4	6	2	1	0	1	31			
05	GRANT, Markeshia	g	3-11	0-1	0-1	1	1	2	1	6	2	1	0	1	24			
11	SUTTON, La'Keisha	g	2-7	0-1	1-4	1	1	2	1	5	6	2	1	7	31			
12	STEPHENS, Charenee	g	8-12	0-0	3-4	4	1	5	2	19	0	1	0	2	21			
00	SELLERS, Imani	g	0-0	0-0	0-0	0	0	0	0	0	0	0	0	0	3			
01	WILSON, Ebony	g	1-1	0-0	1-2	1	1	2	1	3	0	1	0	0	3			
20	WHITE, Sancheon	g	0-4	0-0														



Official Basketball Box Score -- Game Totals -- Final Statistics
Coll. of Charleston vs South Carolina
 11/23/11 7 p.m. at Columbia, S.C./Colonial Life Arena



Coll. of Charleston 40 • 1-3

##	Player	Total		3-Ptr		Rebounds			PF	TP	A	TO	Blk	Stl	Min
		FG-FGA	FG-FGA	FT-FTA	Off	Def	Tot								
05	Cathryn Hardy	f	1-8	0-2	6-7	1	4	5	4	8	0	2	0	3	33
11	Christy Hewatt	f	2-9	1-3	0-3	3	1	4	2	5	1	3	0	1	32
55	Latisha Harris	c	2-2	0-0	1-2	1	5	6	4	5	0	3	1	1	17
22	Jillian Brown	g	0-2	0-0	0-3	0	2	2	0	0	7	8	0	2	38
32	Megan Fischer	g	4-11	2-5	0-0	1	0	1	3	10	0	4	0	1	32
02	Deidre Ramer	g	3-5	0-1	0-0	1	3	4	3	6	0	3	0	1	15
20	Brittany Johnson	g	2-4	0-0	0-0	1	1	2	2	4	1	2	0	0	20
30	Mikaela Hopkins	g	1-4	0-0	0-0	3	2	5	2	2	0	2	0	0	13
	Team					1	1	2			2				
Totals			15-45	3-11	7-15	12	19	31	20	40	9	29	1	9	200

FG % 1st Half: 8-21 38.1% 2nd half: 7-24 29.2% Game: 15-45 33.3%
 3FG % 1st Half: 2-5 40.0% 2nd half: 1-6 16.7% Game: 3-11 27.3%
 FT % 1st Half: 3-4 75.0% 2nd half: 4-11 36.4% Game: 7-15 46.7%

South Carolina 59 • 4-1

##	Player	Total		3-Ptr		Rebounds			PF	TP	A	TO	Blk	Stl	Min
		FG-FGA	FG-FGA	FT-FTA	Off	Def	Tot								
12	STEPHENS, Charenee	f	1-4	0-0	3-4	3	1	4	0	5	0	0	0	1	16
03	WALKER, Ieasia	g	1-4	0-2	0-0	2	0	2	1	2	3	7	0	3	25
05	GRANT, Markeshia	g	6-14	0-4	2-3	2	3	5	1	14	2	2	0	1	24
11	SUTTON, La'Keisha	g	1-10	1-6	0-0	1	1	2	0	3	2	2	0	1	24
22	NEWTON, Courtney	g	0-1	0-1	0-0	0	3	3	2	0	0	1	0	1	13
00	SELLERS, Imani	g	0-1	0-1	0-2	0	0	0	1	0	0	0	0	0	3
01	WILSON, Ebony	g	0-1	0-0	3-6	1	1	2	1	3	0	0	1	1	15
20	WHITE, Sancheon	g	0-3	0-1	1-2	1	0	1	1	1	0	1	0	0	12
21	BRUNER, Ashley	g	5-7	0-0	3-4	7	2	9	2	13	1	3	2	4	19
23	ROY, Tina	g	2-8	2-6	3-4	1	2	3	0	9	0	1	0	1	16
24	WELCH, Aleighsa	g	1-3	0-0	3-4	5	4	9	2	5	0	2	1	0	17
30	DECHEVA, Pamela	g	0-0	0-0	0-0	0	0	0	1	0	0	0	0	0	5
33	IBIAM, Elem	g	1-2	0-0	2-2	2	2	4	2	4	0	1	0	0	11
	Team					2	1	3			1				
Totals			18-58	3-21	20-31	27	20	47	14	59	8	22	3	13	200

FG % 1st Half: 7-28 25.0% 2nd half: 11-30 36.7% Game: 18-58 31.0%
 3FG % 1st Half: 2-10 20.0% 2nd half: 1-11 9.1% Game: 3-21 14.3%
 FT % 1st Half: 6-9 66.7% 2nd half: 14-22 63.6% Game: 20-31 64.5%

Officials: Bryan Entertline, Mary Day, Melanie Davis
 Technical fouls: Coll. of Charleston-None. South Carolina-None.
 Attendance: 2314

Score by periods	1st	2nd	Total
Coll. of Charleston	21	19	40
South Carolina	22	37	59

Last FG - COFC 2nd-01:33, SC 2nd-08:39.
 Largest lead - COFC by 4 1st-05:22, SC by 26 2nd-06:03.

Score tied - 3 times.
 Lead changed - 4 times.

Points	In	Off	2nd	Fast	Bench
Coll. of Charleston	21	9	9	2	12
South Carolina	22	24	25	10	35



Official Basketball Box Score -- Game Totals -- Final Statistics
South Carolina vs Xavier
 11/30/11 7:00 p.m. at Cincinnati, Ohio (Cintas Center)



South Carolina 67 • 6-1

##	Player	Total		3-Ptr		Rebounds			PF	TP	A	TO	Blk	Stl	Min
		FG-FGA	FG-FGA	FT-FTA	Off	Def	Tot								
12	STEPHENS, Charenee	f	0-2	0-0	0-0	2	3	5	0	0	0	0	1	0	16
05	GRANT, Courtney	f	0-2	0-2	0-0	1	0	1	2	0	0	2	1	0	9
03	WALKER, Ieasia	g	0-6	0-0	0-0	0	2	2	2	0	0	1	0	1	25
05	GRANT, Markeshia	g	7-12	2-4	2-2	0	1	1	2	18	2	2	0	2	34
11	SUTTON, La'Keisha	g	4-7	0-1	2-5	0	1	1	5	10	5	5	0	1	33
20	WHITE, Sancheon	g	4-5	0-0	2-3	1	2	3	2	10	0	1	1	1	15
21	BRUNER, Ashley	g	2-5	0-0	4-11	0	2	2	3	8	1	3	0	3	22
23	ROY, Tina	g	1-4	0-3	0-0	0	2	2	0	2	0	0	0	0	14
24	WELCH, Aleighsa	g	3-4	0-0	10-15	6	2	8	1	16	1	1	2	3	23
33	IBIAM, Elem	g	1-3	0-1	1-2	2	4	6	2	3	0	0	3	0	9
	Team					2	1	3							
Totals			22-50	2-11	21-38	14	20	34	19	67	9	15	8	11	200

FG % 1st Half: 12-28 42.9% 2nd half: 10-22 45.5% Game: 22-50 44.0%
 3FG % 1st Half: 0-3 0.0% 2nd half: 2-8 25.0% Game: 2-11 18.2%
 FT % 1st Half: 10-19 52.6% 2nd half: 11-15 73.3% Game: 21-38 55.3%

Xavier 56 • 1-4

##	Player	Total		3-Ptr		Rebounds			PF	TP	A	TO	Blk	Stl	Min
		FG-FGA	FG-FGA	FT-FTA	Off	Def	Tot								
02	GRAY, Amber	f	1-3	0-1	0-0	0	4	4	5	2	1	1	1	0	16
12	PACHKO, Jessica	f	1-2	0-0	2-4	1	5	6	5	4	1	4	3	1	19
00	MOSS, Tyeasha	g	5-13	2-5	0-2	0	1	1	2	12	2	8	0	0	38
03	HAWKES, Shatyra	g	5-12	2-5	6-8	3	3	6	2	18	6	3	0	4	40
10	HOLMES, Lynette	g	2-8	0-0	0-0	3	2	5	2	4	1	2	0	0	32
05	STRATMAN, Liz	g	4-6	0-0	0-0	1	3	4	3	8	3	2	0	1	21
13	WANNINGER, Ashley	g	0-1	0-1	2-2	0	1	1	2	2	1	1	0	0	11
22	JOHNSON, Sabrina	g	2-4	0-0	2-2	3	5	8	4	6	1	2	0	0	23
	Team					1	0	1							
Totals			20-49	4-12	12-18	12	24	36	25	56	16	23	4	6	200

FG % 1st Half: 9-23 39.1% 2nd half: 11-26 42.3% Game: 20-49 40.8%
 3FG % 1st Half: 1-4 25.0% 2nd half: 3-8 37.5% Game: 4-12 33.3%
 FT % 1st Half: 1-3 33.3% 2nd half: 11-15 73.3% Game: 12-18 66.7%

Officials: Laura Morris, Bonita Spence, Angelica Suffren
 Technical fouls: South Carolina-None. Xavier-None.
 Attendance: 1032

Score by periods	1st	2nd	Total
South Carolina	34	33	67
Xavier	20	36	56

Last FG - SC 2nd-00:41, XU 2nd-01:01.
 Largest lead - SC by 17 2nd-04:56, XU by 2 1st-18:55.

Score tied - 1 time.
 Lead changed - 1 time.

Points	In	Off	2nd	Fast	Bench
South Carolina	34	28	27	13	2
Xavier	20	28	13	10	4



Official Basketball Box Score -- Game Totals -- Final Statistics
Presbyterian vs South Carolina
 11/27/11 1 p.m. at Columbia, S.C./Colonial Life Arena



Presbyterian 24 • 2-4

##	Player	Total		3-Ptr		Rebounds			PF	TP	A	TO	Blk	Stl	Min
		FG-FGA	FG-FGA	FT-FTA	Off	Def	Tot								
51	PIETROWSKI, Mariah	c	1-9	0-0	0-0	1	2	3	1	2	1	2	0	1	28
03	SMITH, Shercee	g	4-8	0-0	0-1	0	5	5	0	8	0	1	0	1	28
05	DAVID, Dria	g	3-3	1-1	0-2	0	1	1	3	7	1	7	0	1	32
20	FOTHERGILL, Devin	g	0-4	0-1	2-4	0	5	5	1	2	1	4	0	1	27
24	STEVENS, Kristen	g	0-1	0-1	0-0	0	3	3	0	0	1	1	0	1	28
01	CARTER, Noelle	g	0-2	0-0	0-0	2	0	2	0	0	0	0	0	0	3
10	TAYLOR, Karlee	g	1-6	1-3	0-0	0	1	1	1	3	0	1	0	1	25
11	PARKER, Chelsea	g	0-1	0-0	0-0	1	1	2	2	0	1	0	0	0	12
22	BURNSIDE, Shonda	g	1-5	0-0	0-0	0	2	2	1	2	0	1	0	1	11
23	SCHAAF, Megan	g	0-1	0-0	0-0	0	0	0	0	0	0	0	0	0	3
34	TOWERS-SOLIS, Olivia	g	0-0	0-0	0-0	0	0	0	0	0	0	1	0	0	3
	Team					2	2	4							
Totals			10-40	2-6	2-7	6	22	28	9	24	5	19	0	7	200

FG % 1st Half: 6-16 37.5% 2nd half: 4-24 16.7% Game: 10-40 25.0%
 3FG % 1st Half: 1-1 100.0% 2nd half: 1-5 20.0% Game: 2-6 33.3%
 FT % 1st Half: 0-5 0.0% 2nd half: 2-2 100.0% Game: 2-7 28.6%

South Carolina 52 • 5-1

##	Player	Total		3-Ptr		Rebounds			PF	TP	A	TO	Blk	Stl	Min
		FG-FGA	FG-FGA	FT-FTA	Off	Def	Tot								
12	STEPHENS, Charenee	f	0-2	0-0	0-0	2	1	3	0	0	0	2	0	0	11
03	WALKER, Ieasia														



Official Basketball Box Score -- Game Totals -- Final Statistics
Furman vs South Carolina
 12/11/11 1 p.m. at Columbia, S.C./Colonial Life Arena



Furman 33 • 5-3

#	Player	Total			3-Ptr			Rebounds			PF	TP	A	TO	Blk	Stl	Min
		FG-FGA	FG-FGA	FT-FTA	FG-FGA	FG-FGA	FT-FTA	Off	Def	Tot							
31	HODGES, Brittany	f	0-0	0-0	0-0	0	2	2	3	0	0	2	0	0	0	8	
32	BOOKER, Lashana	f	1-4	1-2	0-0	1	3	4	2	3	1	5	0	0	0	19	
14	MURPHY, Kaitlin	g	0-1	0-0	0-0	1	1	2	1	0	1	7	1	0	0	9	
20	THOMPSON, Raegan	g	1-9	0-5	0-0	4	2	6	1	2	0	1	1	0	0	25	
33	GRISWOLD, Teshia	g	1-7	0-1	2-2	2	1	3	3	4	0	3	1	0	0	22	
04	ROBERTS, Janice	g	3-8	0-0	3-4	2	1	3	2	9	1	2	0	1	0	27	
10	DURDALLER, Sarah	g	2-4	0-0	1-1	0	1	1	2	5	0	4	2	2	0	20	
11	REIMER, Courtney	g	0-0	0-0	0-0	0	1	1	0	0	0	0	0	0	0	3	
13	RANDOLPH, Ayanna	g	0-0	0-0	0-0	0	0	0	0	1	2	0	0	0	0	13	
15	BRYAN, Savonia	g	1-2	0-0	0-0	1	3	4	0	2	0	2	1	0	0	15	
23	PETERSON, Alexis	g	2-7	0-0	3-4	3	0	3	2	7	1	0	0	0	0	21	
24	MORRISSEY, Bridgid	g	0-2	0-0	1-2	0	3	3	2	1	0	1	0	0	0	18	
	Team					2	2	4									
	Totals		11-44	1-8	10-13	16	20	36	18	33	5	29	6	4	200		

FG % 1st Half: 5-19 26.3% 2nd half: 6-25 24.0% Game: 11-44 25.0% Deadball Rebounds: 1,1
 3FG % 1st Half: 1-4 25.0% 2nd half: 0-4 0.0% Game: 1-8 12.5%
 FT % 1st Half: 0-0 0.0% 2nd half: 10-13 76.9% Game: 10-13 76.9%

South Carolina 72 • 7-2

#	Player	Total			3-Ptr			Rebounds			PF	TP	A	TO	Blk	Stl	Min
		FG-FGA	FG-FGA	FT-FTA	FG-FGA	FG-FGA	FT-FTA	Off	Def	Tot							
12	STEPHENS, Charenee	f	0-2	0-0	0-0	3	1	4	3	0	1	1	2	1	1	14	
03	WALKER, Ieasia	g	4-9	1-2	1-2	1	2	3	1	10	4	3	0	6	0	20	
05	GRANT, Markeshia	g	10-13	2-4	0-0	2	6	8	0	22	2	0	0	1	0	28	
11	SUTTON, La'Keisha	g	3-5	0-1	5-5	0	0	0	0	11	3	0	0	3	1	18	
22	NEWTON, Courtney	g	0-3	0-2	0-0	1	0	1	1	0	0	0	0	0	0	15	
00	SELLERS, Imani	g	1-1	0-0	0-0	0	2	2	1	2	0	0	0	2	0	7	
01	WILSON, Ebony	g	1-2	0-0	0-0	1	0	1	0	2	0	0	0	0	0	9	
20	WHITE, Sancheon	g	2-4	0-0	2-4	1	2	3	0	6	0	1	1	2	1	19	
21	BRUNER, Ashley	g	1-6	0-0	3-6	3	0	3	3	5	2	1	2	4	1	19	
23	ROY, Tina	g	1-5	0-4	0-0	1	0	1	2	2	0	0	0	1	0	13	
24	WELCH, Aleighsa	g	2-6	0-0	1-2	6	2	8	1	5	2	1	2	2	0	22	
30	DECHEVA, Pamela	g	0-1	0-1	0-0	0	0	0	0	0	1	0	0	0	0	4	
33	IBIAM, Elem	g	3-6	0-0	1-5	0	2	2	4	7	0	1	2	1	0	12	
	Team					2	0	2									
	Totals		28-63	3-14	13-24	21	17	38	16	72	15	8	11	21	200		

FG % 1st Half: 16-32 50.0% 2nd half: 12-31 38.7% Game: 28-63 44.4% Deadball Rebounds: 4,2
 3FG % 1st Half: 3-7 42.9% 2nd half: 0-7 0.0% Game: 3-14 21.4%
 FT % 1st Half: 5-11 45.5% 2nd half: 8-13 61.5% Game: 13-24 54.2%

Officials: Lisa Mattingly, Metta Roberts, Michael McConnell
 Technical fouls: Furman-None. South Carolina-None.
 Attendance: 1827

Score by periods	1st	2nd	Total
Furman	11	22	33
South Carolina	40	32	72

Last FG - FUR 2nd-07:43, SC 2nd-01:53.
 Largest lead - FUR None, SC by 42 2nd-12:13.

	In	Off	2nd	Fast	Bench
FUR	18	6	5	8	24
SC	44	35	20	16	29

Score tied - 0 times.
 Lead changed - 0 times.



Official Basketball Box Score -- Game Totals -- Final Statistics
South Carolina State vs South Carolina
 12/14/11 Noon at Columbia, S.C./Colonial Life Arena



South Carolina State 21 • 3-6

#	Player	Total			3-Ptr			Rebounds			PF	TP	A	TO	Blk	Stl	Min
		FG-FGA	FG-FGA	FT-FTA	FG-FGA	FG-FGA	FT-FTA	Off	Def	Tot							
42	FLOWERS, Tracey	f	1-8	0-0	0-2	2	1	3	2	2	0	1	0	0	0	26	
32	ALSTON, Paris	c	0-2	0-0	0-0	1	3	4	3	0	0	2	0	0	0	26	
03	KNOTTS, Tiara	g	2-10	1-2	1-2	0	0	0	3	6	1	1	0	1	0	37	
04	DUREN, Gabriel	g	0-9	0-2	2-2	2	2	4	2	2	1	4	0	2	0	28	
15	FOX, Trineese	g	0-4	0-1	0-0	1	2	3	1	0	0	4	0	0	0	19	
01	WILLIAMS, Kourtney	g	2-7	0-0	2-4	2	1	3	1	6	0	1	0	0	0	14	
05	GOODWIN, Persephone	g	0-0	0-0	0-0	0	2	2	0	0	0	0	0	0	0	7	
13	JOHNSON, Lauren	g	1-6	0-4	2-2	0	0	0	0	4	0	1	0	1	0	18	
21	PETES, Aiana	g	0-0	0-0	0-0	0	1	1	1	0	0	0	0	0	0	6	
22	RICHARDSON, London	g	0-1	0-0	1-2	0	1	1	0	1	0	0	0	0	0	4	
23	PERKINS, Christiana	g	0-1	0-1	0-0	0	0	0	0	0	0	0	0	0	0	2	
34	HEMPHILL, Tiana	g	0-0	0-0	0-0	1	1	2	3	0	0	1	0	1	0	13	
	Team					4	1	5									
	Totals		6-48	1-10	8-14	13	15	28	16	21	2	15	0	5	200		

FG % 1st Half: 3-25 12.0% 2nd half: 3-23 13.0% Game: 6-48 12.5% Deadball Rebounds: 2,1
 3FG % 1st Half: 0-5 0.0% 2nd half: 1-5 20.0% Game: 1-10 10.0%
 FT % 1st Half: 2-2 100.0% 2nd half: 6-12 50.0% Game: 8-14 57.1%

South Carolina 66 • 8-2

#	Player	Total			3-Ptr			Rebounds			PF	TP	A	TO	Blk	Stl	Min
		FG-FGA	FG-FGA	FT-FTA	FG-FGA	FG-FGA	FT-FTA	Off	Def	Tot							
12	STEPHENS, Charenee	f	3-4	0-0	0-1	1	1	2	1	6	0	0	0	0	0	15	
03	WALKER, Ieasia	g	3-8	0-3	1-2	2	4	6	0	7	2	2	0	3	2	27	
05	GRANT, Markeshia	g	1-4	1-3	2-2	0	2	2	0	5	3	1	0	0	0	26	
11	SUTTON, La'Keisha	g	5-9	2-3	0-0	0	3	3	0	12	3	2	1	1	0	23	
22	NEWTON, Courtney	g	1-3	1-3	0-1	0	1	1	1	3	0	0	0	2	0	15	
00	SELLERS, Imani	g	0-1	0-0	0-0	0	0	0	0	1	0	0	0	0	0	3	
01	WILSON, Ebony	g	1-2	1-2	0-0	0	1	1	2	3	3	2	0	0	0	15	
20	WHITE, Sancheon	g	1-5	0-1	1-2	1	0	1	2	3	0	1	0	0	0	11	
21	BRUNER, Ashley	g	1-1	0-0	2-4	2	1	3	1	4	0	1	0	0	0	13	
23	ROY, Tina	g	5-8	2-5	0-0	2	2	4	0	12	0	1	1	0	0	14	
24	WELCH, Aleighsa	g	3-3	0-0	3-3	3	6	9	0	9	1	1	1	0	0	19	
30	DECHEVA, Pamela	g	0-2	0-2	0-0	0	1	1	1	0	0	0	0	0	0	4	
33	IBIAM, Elem	g	1-2	0-0	0-1	2	5	7	2	2	1	2	0	0	0	15	
	Team					2	4	6									
	Totals		25-52	7-22	9-16	15	31	46	11	66	13	13	3	6	200		

FG % 1st Half: 12-23 52.2% 2nd half: 13-29 44.8% Game: 25-52 48.1% Deadball Rebounds: 3,2
 3FG % 1st Half: 4-8 50.0% 2nd half: 3-14 21.4% Game: 7-22 31.8%
 FT % 1st Half: 7-9 77.8% 2nd half: 2-7 28.6% Game: 9-16 56.3%

Officials: Felicia Grinter, Kylie Galloway, Angel Stanton
 Technical fouls: South Carolina State-None. South Carolina-None.
 Attendance: 4869

Score by periods	1st	2nd	Total
South Carolina State	8	13	21
South Carolina	35	31	66

Last FG - SCSUW 2nd-04:16, SC 2nd-02:14.
 Largest lead - SCSUW None, SC by 47 2nd-04:37.

	In	Off	2nd	Fast	Bench
SCSUW	8	2	4	0	11
SC	28	27	19	6	33

Score tied - 0 times.
 Lead changed - 0 times.



Official Basketball Box Score -- Game Totals -- Final Statistics
#18/16 North Carolina vs South Carolina
 12-18-11 3:00 p.m. at Myrtle Beach (SC) Convention Center



#18/16 North Carolina 48 • 7-2

#	Player	Total			3-Ptr			Rebounds			PF	TP	A	TO	Blk	Stl	Min
		FG-FGA	FG-FGA	FT-FTA	FG-FGA	FG-FGA	FT-FTA	Off	Def	Tot							
01	WHITE, She'la	*	2-11	1-4	2-2	0	2	2	0	7	1	2	0	1	0	38	
10	BUTTS, Danielle	*	2-3	0-0	0-0	0	1	1	3	4	0	0	0	0	0	18	
11	ROUNTREE, Brittany	*	0-4	0-0	1-4	1	4	5	3	1	2	5	0	1	0	30	
20	SHOGG, Chay	*	7-16	0-0	3-5	2	2	4	2	17	1	2	5	1	0	36	
21	GROSS, Krista	*	1-4	0-0	3-5	2	1	3	3	5	0	2	1	0	0	25	
03	BUCKLAND, Megan	*	0-1	0-0	0-0	0	0	0	0	0	0	1	0	0	0	4	
04	WOOD, Candace	*	6-7	2-3	0-0	2	3	5	0	14	0	2	0	1	0	29	
05	SMITH, Shannon	*	0-4	0-2	0-0	0	1	1	0	1	2	0	0	0	0	12	
24	ADAMS, Whitney	*	0-1	0-1	0-0	0	2	2	1	0	0	1	0	0	0	8	
	Team					4	3	7									
	Totals		18-51	3-10	9-16	11	19	30	13	48	5	17	6	4	200		

FG % 1st Half



2011-12 South Carolina Basketball
South Carolina Team Game-by-Game Comparison (as of Dec 21, 2011)
All games



Opponent	1st	2nd	Score	Mar	Total FG	FG Pct	3-Pointers	3FG Pct	Free Throws	FT Pct	Rebounds	Assist	T/Over	Block	Steal	Fouls
Illinois	31/24	40/28	71-52	+19	24-57/13-38	.421/.342	5-16/1-2	.313/.500	18-25/25-35	.720/.714	34/32 +2	14/5	14/22	2/5	9/6	21/20
ALABAMA A&M	30/24	30/29	60-53	+7	22-60/20-60	.367/.333	3-16/2-10	.188/.200	13-21/11-13	.619/.846	39/41 (2)	14/5	13/18	9/5	11/9	14/21
Clemson	43/26	22/22	65-48	+17	25-63/19-47	.397/.404	1-6/0-7	.167/.000	14-24/10-18	.583/.556	40/37 +3	11/11	12/22	1/11	14/4	19/20
#11/12 PENN STATE	22/26	28/29	50-55	(5)	19-76/21-42	.250/.500	6-29/0-6	.207/.000	6-10/13-14	.600/.929	40/39 +1	8/10	10/23	3/9	10/6	15/16
COLL. OF CHARLESTON	22/21	37/19	59-40	+19	18-58/15-45	.310/.333	3-21/3-11	.143/.273	20-31/7-15	.645/.467	47/31 +16	8/9	22/29	3/1	13/9	14/20
PRESBYTERIAN	22/13	30/11	52-24	+28	21-53/10-40	.396/.250	8-20/2-6	.400/.333	2-9/2-7	.222/.286	40/28 +12	17/5	15/19	6/0	8/7	7/9
Xavier	34/20	33/36	67-56	+11	22-50/20-49	.440/.408	2-11/4-12	.182/.333	21-38/12-18	.553/.667	34/36 (2)	9/16	15/23	8/4	11/6	19/25
NC State	18/27	35/28	53-55	(2)	22-64/20-57	.344/.351	1-15/3-7	.067/.429	8-15/12-15	.533/.800	44/41 +3	10/11	12/16	9/4	12/8	16/15
FURMAN	40/11	32/22	72-33	+39	28-63/11-44	.444/.250	3-14/1-8	.214/.125	13-24/10-13	.542/.769	38/36 +2	15/5	8/29	11/6	21/4	16/18
SOUTH CAROLINA STATE	35/8	31/13	66-21	+45	25-52/6-48	.481/.125	7-22/1-10	.318/.100	9-16/8-14	.563/.571	46/28 +18	13/2	13/15	3/0	6/5	11/16
#18/16 North Carolina	50/27	29/21	79-48	+31	33-70/18-51	.471/.353	9-21/3-10	.429/.300	4-11/9-16	.364/.563	47/30 +17	19/5	9/17	2/6	5/4	15/13
SAVANNAH STATE	33/17	32/22	65-39	+26	21-50/16-39	.420/.410	1-14/0-3	.071/.000	22-30/7-12	.733/.583	38/19 +19	9/4	18/20	2/2	11/5	12/19

Note: Game totals are displayed in the format TEAM/OPPONENT for each category



2011-12 South Carolina Basketball
South Carolina Points-Rebounds-Assists (as of Dec 21, 2011)
All games



Opponent	Date	Score	00	01	03	05	11	12	20	21	22	23	24	30	
			SELLERS,IM	WILSON,EBO	WALKER,IEA	GRANT,MAR	SUTTON,LA'	STEPHENS,C	WHITE,SANC	BRUNER,AS	NEWTON,CO	ROY,TINA	WELCH,ALEI	DECHEVA,P	
at ILL	11/11/11	71-52	w	0-1-0	4-2-1	8-5-2	11-4-3	10-2-3	4-2-0	6-3-3	14-6-2	2-1-0	5-0-0	2-3-0	0-0-0
AAMU	11/14/11	60-53	w	DNP	0-1-0	13-5-1	1-2-6	13-6-4	0-1-0	0-1-0	15-8-2	6-1-0	0-1-0	12-9-1	DNP
at CU	11/17/11	65-48	w	0-0-0	3-2-0	6-5-2	6-2-2	5-2-6	19-5-0	1-2-0	6-4-0	0-5-0	9-2-0	6-5-1	0-0-0
PSU	11/20/11	50-55	L	DNP	0-0-0	15-4-1	7-0-2	7-2-3	4-8-0	1-2-0	9-18-2	0-0-0	5-0-0	2-6-0	DNP
COFC	11/23/11	59-40	w	0-0-0	3-2-0	2-2-3	14-5-2	3-2-2	5-4-0	1-1-0	13-9-1	0-3-0	9-3-0	5-9-0	0-0-0
PC	11/27/11	52-24	w	3-0-1	0-1-0	2-6-6	6-0-0	2-2-4	0-3-0	3-3-3	10-11-2	0-3-0	15-4-0	9-3-1	0-0-0
at XU	11/30/11	67-56	w	DNP	DNP	0-2-0	18-1-2	10-1-5	0-5-0	10-3-0	8-2-1	0-1-0	2-2-0	16-8-1	DNP
at ST	12/04/11	53-55	L	DNP	2-1-0	0-2-3	9-1-0	8-3-3	8-8-1	6-8-0	6-8-3	0-2-0	0-1-0	14-5-0	DNP
FUR	12/11/11	72-33	w	2-2-0	2-1-0	10-3-4	22-8-2	11-0-3	0-4-1	6-3-0	5-3-2	0-1-0	2-1-0	5-8-2	0-0-1
SCSUW	12/14/11	66-21	w	0-0-0	3-1-3	7-6-2	5-2-3	12-3-3	6-2-0	3-1-0	4-3-0	3-1-0	12-4-0	9-9-1	0-1-0
vs NC	12/18/11	79-48	w	0-2-0	0-0-0	5-4-6	20-3-4	21-5-2	6-5-1	8-3-2	4-4-2	0-2-0	3-2-1	10-6-1	0-0-0
SSU	12/21/11	65-39	w	0-0-1	3-3-0	11-0-2	6-3-1	2-3-0	8-7-0	10-3-1	2-4-4	0-3-0	2-2-0	15-5-0	0-0-0

Opponent	Date	Score	33	IBIAM,ELEM
at ILL	11/11/11	71-52	w	5-4-0
AAMU	11/14/11	60-53	w	0-1-0
at CU	11/17/11	65-48	w	4-4-0
PSU	11/20/11	50-55	L	DNP
COFC	11/23/11	59-40	w	4-4-0
PC	11/27/11	52-24	w	2-3-0
at XU	11/30/11	67-56	w	3-6-0
at ST	12/04/11	53-55	L	DNP
FUR	12/11/11	72-33	w	7-2-0
SCSUW	12/14/11	66-21	w	2-7-1
vs NC	12/18/11	79-48	w	2-5-0
SSU	12/21/11	65-39	w	6-5-0



2011-12 South Carolina Basketball
South Carolina Individual Game-by-Game (as of Dec 22, 2011)
All games



#00 SELLERS, Imani

Opponent	Date	gs	min	Total		3-Pointers		Free throws		Rebounds				pf	a	t/o	blk	stl	pts	avg
				fg-fga	pct	3fg-fga	pct	ft-fga	pct	off	def	tot	avg							
at Illinois	11/11/11		3	0-0	.000	0-0	.000	0-0	.000	0	1	1	1.0	2	0	0	0	0	0	0.0
at Clemson	11/17/11		3	0-0	.000	0-0	.000	0-0	.000	0	0	0	0.5	0	0	0	0	0	0	0.0
COLL. OF CHARLESTON	11/23/11		3	0-1	.000	0-1	.000	0-2	.000	0	0	0	0.3	1	0	0	0	0	0	0.0
PRESBYTERIAN	11/27/11		5	1-1	1.000	1-1	1.000	0-0	.000	0	0	0	0.3	1	1	0	0	0	3	0.8
FURMAN	12/11/11		7	1-1	1.000	0-0	.000	0-0	.000	0	2	2	0.6	1	0	0	2	0	2	1.0
SOUTH CAROLINA STAT	12/14/11		3	0-1	.000	0-0	.000	0-0	.000	0	0	0	0.5	1	0	0	0	0	0	0.8
vs #18/16 North Carolina	12/18/11		2	0-1	.000	0-0	.000	0-0	.000	1	1	2	0.7	0	0	0	0	0	0	0.7
SAVANNAH STATE	12/21/11		6	0-2	.000	0-2	.000	0-0	.000	0	0	0	0.6	0	1	2	0	1	0	0.6
Totals		0	32	2-7	.286	1-4	.250	0-2	.000	1	4	5	0.6	6	2	2	2	1	5	0.6

Games played: 8
 Minutes/game: 4.0
 Points/game: 0.6
 FG Pct: 28.6
 3FG Pct: 25.0
 FT Pct: 0.0

Rebounds/game: 0.6
 Assists/game: 0.3
 Turnovers/game: 0.3
 Assist/turnover ratio: 1.0
 Steals/game: 0.1
 Blocks/game: 0.3

#01 WILSON, Ebony

Opponent	Date	gs	min	Total		3-Pointers		Free throws		Rebounds				pf	a	t/o	blk	stl	pts	avg
				fg-fga	pct	3fg-fga	pct	ft-fga	pct	off	def	tot	avg							
at Illinois	11/11/11		18	2-2	1.000	0-0	.000	0-0	.000	1	1	2	2.0	1	1	0	1	3	4	4.0
ALABAMA A&M	11/14/11		12	0-0	.000	0-0	.000	0-0	.000	0	1	1	1.5	0	0	0	1	0	0	2.0
at Clemson	11/17/11		3	1-1	1.000	0-0	.000	1-2	.500	1	1	2	1.7	1	0	1	0	0	3	2.3
#11/12 PENN STATE	11/20/11		1	0-0	.000	0-0	.000	0-0	.000	0	0	0	1.3	2	0	0	0	0	0	1.8
COLL. OF CHARLESTON	11/23/11		15	0-1	.000	0-0	.000	3-6	.500	1	1	2	1.4	1	0	1	0	1	3	2.0
PRESBYTERIAN	11/27/11		11	0-0	.000	0-0	.000	0-0	.000	0	1	1	1.3	0	0	2	0	0	0	1.7
at NC State	12/04/11		9	0-0	.000	0-0	.000	2-2	1.000	0	1	1	1.3	2	0	2	0	3	2	1.7
FURMAN	12/11/11		9	1-2	.500	0-0	.000	0-0	.000	1	0	1	1.3	0	0	0	0	0	2	1.8
SOUTH CAROLINA STAT	12/14/11		15	1-2	.500	1-2	.500	0-0	.000	0	1	1	1.2	2	3	2	0	0	3	1.9
vs #18/16 North Carolina	12/18/11		5	0-1	.000	0-0	.000	0-0	.000	0	0	0	1.1	1	0	0	0	0	0	1.7
SAVANNAH STATE	12/21/11		15	0-2	.000	0-1	.000	3-4	.750	2	1	3	1.3	3	0	2	0	0	3	1.8
Totals		0	113	5-11	.455	1-3	.333	9-14	.643	6	8	14	1.3	13	4	10	2	7	20	1.8

Games played: 11
 Minutes/game: 10.3
 Points/game: 1.8
 FG Pct: 45.5
 3FG Pct: 33.3
 FT Pct: 64.3

Rebounds/game: 1.3
 Assists/game: 0.4
 Turnovers/game: 0.9
 Assist/turnover ratio: 0.4
 Steals/game: 0.6
 Blocks/game: 0.2



2011-12 South Carolina Basketball
South Carolina Individual Game-by-Game (as of Dec 22, 2011)
All games



#03 WALKER, Ieasia

Opponent	Date	gs	min	Total		3-Pointers		Free throws		Rebounds				pf	a	t/o	blk	stl	pts	avg		
				fg-fga	pct	3fg-fga	pct	ft-fa	pct	off	def	tot	avg									
at Illinois	11/11/11	*	23	2-5	.400	0-1	.000	4-6	.667	1	4	5	5.0	3	2	4	0	0	8	8.0		
ALABAMA A&M	11/14/11	*	34	4-7	.571	0-1	.000	5-8	.625	2	3	5	5.0	3	1	3	2	3	13	10.5		
at Clemson	11/17/11	*	31	2-5	.400	0-0	.000	2-2	1.000	1	4	5	5.0	4	2	1	0	1	6	9.0		
#11/12 PENN STATE	11/20/11	*	38	6-20	.300	3-9	.333	0-0	.000	1	3	4	4.8	1	1	1	0	5	15	10.5		
COLL. OF CHARLESTON	11/23/11	*	25	1-4	.250	0-2	.000	0-0	.000	2	0	2	4.2	1	3	7	0	3	2	8.8		
PRESBYTERIAN	11/27/11	*	27	1-7	.143	0-2	.000	0-0	.000	1	5	6	4.5	0	6	2	0	2	2	7.7		
at Xavier	11/30/11	*	25	0-6	.000	0-0	.000	0-0	.000	0	2	2	4.1	2	0	1	0	1	0	6.6		
at NC State	12/04/11	*	31	0-6	.000	0-3	.000	0-1	.000	1	1	2	3.9	4	3	3	2	1	0	5.8		
FURMAN	12/11/11	*	20	4-9	.444	1-2	.500	1-2	.500	1	2	3	3.8	1	4	3	0	6	10	6.2		
SOUTH CAROLINA STAT	12/14/11	*	27	3-8	.375	0-3	.000	1-2	.500	2	4	6	4.0	0	2	2	0	3	7	6.3		
vs #18/16 North Carolina	12/18/11	*	25	2-5	.400	1-3	.333	0-0	.000	1	3	4	4.0	3	6	0	1	0	5	6.2		
SAVANNAH STATE	12/21/11	*	27	4-8	.500	1-2	.500	2-4	.500	0	0	0	3.7	0	2	2	0	4	11	6.6		
Totals			12	333		29-90	.322	6-28	.214	15-25	.600	13	31	44	3.7	22	32	29	5	29	79	6.6

Games played: 12
 Minutes/game: 27.8
 Points/game: 6.6
 FG Pct: 32.2
 3FG Pct: 21.4
 FT Pct: 60.0

Rebounds/game: 3.7
 Assists/game: 2.7
 Turnovers/game: 2.4
 Assist/turnover ratio: 1.1
 Steals/game: 2.4
 Blocks/game: 0.4

#05 GRANT, Markeshia

Opponent	Date	gs	min	Total		3-Pointers		Free throws		Rebounds				pf	a	t/o	blk	stl	pts	avg		
				fg-fga	pct	3fg-fga	pct	ft-fa	pct	off	def	tot	avg									
at Illinois	11/11/11	*	22	3-8	.375	3-7	.429	2-2	1.000	2	2	4	4.0	0	3	0	0	0	11	11.0		
ALABAMA A&M	11/14/11	*	27	0-5	.000	0-3	.000	1-2	.500	2	0	2	3.0	0	6	2	1	2	1	6.0		
at Clemson	11/17/11	*	24	3-11	.273	0-1	.000	0-1	.000	1	1	2	2.7	1	2	1	0	1	6	6.0		
#11/12 PENN STATE	11/20/11	*	33	3-12	.250	1-8	.125	0-0	.000	0	0	0	2.0	3	2	0	0	1	7	6.3		
COLL. OF CHARLESTON	11/23/11	*	24	6-14	.429	0-4	.000	2-3	.667	2	3	5	2.6	1	2	2	0	1	14	7.8		
PRESBYTERIAN	11/27/11	*	18	2-6	.333	2-2	1.000	0-0	.000	0	0	0	2.2	1	0	2	0	1	6	7.5		
at Xavier	11/30/11	*	34	7-12	.583	2-4	.500	2-2	1.000	0	1	1	2.0	2	2	2	0	2	18	9.0		
at NC State	12/04/11	*	28	4-11	.364	1-5	.200	0-0	.000	0	1	1	1.9	3	0	1	0	2	9	9.0		
FURMAN	12/11/11	*	28	10-13	.769	2-4	.500	0-0	.000	2	6	8	2.6	0	2	0	0	1	22	10.4		
SOUTH CAROLINA STAT	12/14/11	*	26	1-4	.250	1-3	.333	2-2	1.000	0	2	2	2.5	0	3	1	0	0	5	9.9		
vs #18/16 North Carolina	12/18/11	*	29	8-13	.615	3-3	1.000	1-2	.500	1	2	3	2.5	0	4	1	0	2	20	10.8		
SAVANNAH STATE	12/21/11	*	15	2-5	.400	0-2	.000	2-3	.667	2	1	3	2.6	2	1	2	0	0	6	10.4		
Totals			12	308		49-114	.430	15-46	.326	12-17	.706	12	19	31	2.6	13	27	14	1	13	125	10.4

Games played: 12
 Minutes/game: 25.7
 Points/game: 10.4
 FG Pct: 43.0
 3FG Pct: 32.6
 FT Pct: 70.6

Rebounds/game: 2.6
 Assists/game: 2.3
 Turnovers/game: 1.2
 Assist/turnover ratio: 1.9
 Steals/game: 1.1
 Blocks/game: 0.1



2011-12 South Carolina Basketball
South Carolina Individual Game-by-Game (as of Dec 22, 2011)
All games



#11 SUTTON, La'Keisha

Opponent	Date	gs	min	Total		3-Pointers		Free throws		Rebounds				pf	a	t/o	blk	stl	pts	avg
				fg-fga	pct	3fg-fga	pct	ft-fa	pct	off	def	tot	avg							
at Illinois	11/11/11	*	30	3-10	.300	0-2	.000	4-6	.667	2	0	2	2.0	2	3	3	0	1	10	10.0
ALABAMA A&M	11/14/11	*	36	5-15	.333	1-5	.200	2-2	1.000	3	3	6	4.0	3	4	2	0	0	13	11.5
at Clemson	11/17/11	*	31	2-7	.286	0-1	.000	1-4	.250	1	1	2	3.3	1	6	2	1	7	5	9.3
#11/12 PENN STATE	11/20/11	*	30	2-17	.118	1-4	.250	2-2	1.000	2	0	2	3.0	1	3	2	1	0	7	8.8
COLL. OF CHARLESTON	11/23/11	*	24	1-10	.100	1-6	.167	0-0	.000	1	1	2	2.8	0	2	2	0	1	3	7.6
PRESBYTERIAN	11/27/11	*	20	1-3	.333	0-2	.000	0-0	.000	0	2	2	2.7	0	4	4	1	2	2	6.7
at Xavier	11/30/11	*	33	4-7	.571	0-1	.000	2-5	.400	0	1	1	2.4	5	5	5	0	1	10	7.1
at NC State	12/04/11	*	29	2-13	.154	0-2	.000	4-4	1.000	0	3	3	2.5	3	3	6	0	1	8	7.3
FURMAN	12/11/11	*	18	3-5	.600	0-1	.000	5-5	1.000	0	0	0	2.2	0	3	0	0	3	11	7.7
SOUTH CAROLINA STAT	12/14/11	*	23	5-9	.556	2-3	.667	0-0	.000	0	3	3	2.3	0	3	2	1	1	12	8.1
vs #18/16 North Carolina	12/18/11	*	29	9-15	.600	3-7	.429	0-1	.000	0	5	5	2.5	1	2	2	0	1	21	9.3
SAVANNAH STATE	12/21/11	*	19	1-6	.167	0-2	.000	0-0	.000	1	2	3	2.6	1	0	2	0	2	2	8.7
Totals			12	322	.325	8-36	.222	20-29	.690	10	21	31	2.6	17	38	32	4	20	104	8.7

Games played: 12
 Minutes/game: 26.8
 Points/game: 8.7
 FG Pct: 32.5
 3FG Pct: 22.2
 FT Pct: 69.0

Rebounds/game: 2.6
 Assists/game: 3.2
 Turnovers/game: 2.7
 Assist/turnover ratio: 1.2
 Steals/game: 1.7
 Blocks/game: 0.3

#12 STEPHENS, Charenee

Opponent	Date	gs	min	Total		3-Pointers		Free throws		Rebounds				pf	a	t/o	blk	stl	pts	avg
				fg-fga	pct	3fg-fga	pct	ft-fa	pct	off	def	tot	avg							
at Illinois	11/11/11	*	16	2-3	.667	0-0	.000	0-0	.000	1	1	2	2.0	1	0	0	0	0	4	4.0
ALABAMA A&M	11/14/11	*	5	0-0	.000	0-0	.000	0-0	.000	0	1	1	1.5	0	0	1	0	0	0	2.0
at Clemson	11/17/11	*	21	8-12	.667	0-0	.000	3-4	.750	4	1	5	2.7	2	0	1	0	2	19	7.7
#11/12 PENN STATE	11/20/11	*	19	1-3	.333	0-0	.000	2-3	.667	5	3	8	4.0	0	0	2	0	1	4	6.8
COLL. OF CHARLESTON	11/23/11	*	16	1-4	.250	0-0	.000	3-4	.750	3	1	4	4.0	0	0	0	0	1	5	6.4
PRESBYTERIAN	11/27/11	*	11	0-2	.000	0-0	.000	0-0	.000	2	1	3	3.8	0	0	2	0	0	0	5.3
at Xavier	11/30/11	*	16	0-2	.000	0-0	.000	0-0	.000	2	3	5	4.0	0	0	0	1	0	0	4.6
at NC State	12/04/11	*	23	4-6	.667	0-0	.000	0-0	.000	5	3	8	4.5	0	1	0	0	1	8	5.0
FURMAN	12/11/11	*	14	0-2	.000	0-0	.000	0-0	.000	3	1	4	4.4	3	1	1	2	1	0	4.4
SOUTH CAROLINA STAT	12/14/11	*	15	3-4	.750	0-0	.000	0-1	.000	1	1	2	4.2	1	0	0	0	0	6	4.6
vs #18/16 North Carolina	12/18/11	*	20	3-4	.750	0-0	.000	0-0	.000	1	4	5	4.3	2	1	1	1	0	6	4.7
SAVANNAH STATE	12/21/11	*	15	2-4	.500	0-0	.000	4-4	1.000	3	4	7	4.5	0	0	1	0	0	8	5.0
Totals			12	191	.522	0-0	.000	12-16	.750	30	24	54	4.5	9	3	9	4	6	60	5.0

Games played: 12
 Minutes/game: 15.9
 Points/game: 5.0
 FG Pct: 52.2
 FT Pct: 75.0

Rebounds/game: 4.5
 Assists/game: 0.3
 Turnovers/game: 0.8
 Assist/turnover ratio: 0.3
 Steals/game: 0.5
 Blocks/game: 0.3



2011-12 South Carolina Basketball
South Carolina Individual Game-by-Game (as of Dec 22, 2011)
All games



#20 WHITE, Sancheon

Opponent	Date	gs	min	Total		3-Pointers		Free throws		Rebounds				pf	a	t/o	blk	stl	pts	avg
				fg-fga	pct	3fg-fga	pct	ft-fa	pct	off	def	tot	avg							
at Illinois	11/11/11		15	1-9	.111	1-4	.250	3-4	.750	2	1	3	3.0	0	3	0	0	2	6	6.0
ALABAMA A&M	11/14/11		8	0-4	.000	0-2	.000	0-0	.000	0	1	1	2.0	1	0	0	0	0	0	3.0
at Clemson	11/17/11		10	0-4	.000	0-0	.000	1-2	.500	0	2	2	2.0	0	0	1	0	1	1	2.3
#11/12 PENN STATE	11/20/11		12	0-4	.000	0-1	.000	1-2	.500	2	0	2	2.0	2	0	0	0	1	1	2.0
COLL. OF CHARLESTON	11/23/11		12	0-3	.000	0-1	.000	1-2	.500	1	0	1	1.8	1	0	1	0	0	1	1.8
PRESBYTERIAN	11/27/11		16	1-5	.200	0-2	.000	1-1	1.000	1	2	3	2.0	2	3	1	0	1	3	2.0
at Xavier	11/30/11		15	4-5	.800	0-0	.000	2-3	.667	1	2	3	2.1	2	0	1	1	1	10	3.1
at NC State	12/04/11		16	3-9	.333	0-1	.000	0-1	.000	5	3	8	2.9	1	0	0	2	3	6	3.5
FURMAN	12/11/11		19	2-4	.500	0-0	.000	2-4	.500	1	2	3	2.9	0	0	1	1	2	6	3.8
SOUTH CAROLINA STAT	12/14/11		11	1-5	.200	0-1	.000	1-2	.500	1	0	1	2.7	2	0	1	0	0	3	3.7
vs #18/16 North Carolina	12/18/11		17	2-5	.400	1-1	1.000	3-4	.750	1	2	3	2.7	1	2	0	0	1	8	4.1
SAVANNAH STATE	12/21/11		18	3-5	.600	0-1	.000	4-5	.800	0	3	3	2.8	3	1	1	0	2	10	4.6
Totals		0	169	17-62	.274	2-14	.143	19-30	.633	15	18	33	2.8	15	9	7	4	14	55	4.6

Games played: 12
 Minutes/game: 14.1
 Points/game: 4.6
 FG Pct: 27.4
 3FG Pct: 14.3
 FT Pct: 63.3

Rebounds/game: 2.8
 Assists/game: 0.8
 Turnovers/game: 0.6
 Assist/turnover ratio: 1.3
 Steals/game: 1.2
 Blocks/game: 0.3

#21 BRUNER, Ashley

Opponent	Date	gs	min	Total		3-Pointers		Free throws		Rebounds				pf	a	t/o	blk	stl	pts	avg
				fg-fga	pct	3fg-fga	pct	ft-fa	pct	off	def	tot	avg							
at Illinois	11/11/11		26	6-9	.667	0-0	.000	2-3	.667	4	2	6	6.0	2	2	1	0	3	14	14.0
ALABAMA A&M	11/14/11		32	7-16	.438	0-0	.000	1-3	.333	5	3	8	7.0	4	2	1	3	4	15	14.5
at Clemson	11/17/11		18	2-6	.333	0-0	.000	2-3	.667	1	3	4	6.0	3	0	0	0	1	6	11.7
#11/12 PENN STATE	11/20/11		30	4-8	.500	0-0	.000	1-3	.333	9	9	18	9.0	3	2	2	2	1	9	11.0
COLL. OF CHARLESTON	11/23/11		19	5-7	.714	0-0	.000	3-4	.750	7	2	9	9.0	2	1	3	2	4	13	11.4
PRESBYTERIAN	11/27/11		27	5-9	.556	0-0	.000	0-4	.000	4	7	11	9.3	1	2	0	1	0	10	11.2
at Xavier	11/30/11		22	2-5	.400	0-0	.000	4-11	.364	0	2	2	8.3	3	1	3	0	3	8	10.7
at NC State	12/04/11		29	3-7	.429	0-0	.000	0-4	.000	4	4	8	8.3	2	3	0	1	1	6	10.1
FURMAN	12/11/11		19	1-6	.167	0-0	.000	3-6	.500	3	0	3	7.7	3	2	1	2	4	5	9.6
SOUTH CAROLINA STAT	12/14/11		13	1-1	1.000	0-0	.000	2-4	.500	2	1	3	7.2	1	0	1	0	0	4	9.0
vs #18/16 North Carolina	12/18/11		20	2-5	.400	0-0	.000	0-0	.000	3	1	4	6.9	2	2	2	0	0	4	8.5
SAVANNAH STATE	12/21/11		19	1-2	.500	0-0	.000	0-0	.000	2	2	4	6.7	1	4	1	0	1	2	8.0
Totals		0	274	39-81	.481	0-0	.000	18-45	.400	44	36	80	6.7	27	21	15	11	22	96	8.0

Games played: 12
 Minutes/game: 22.8
 Points/game: 8.0
 FG Pct: 48.1
 FT Pct: 40.0

Rebounds/game: 6.7
 Assists/game: 1.8
 Turnovers/game: 1.3
 Assist/turnover ratio: 1.4
 Steals/game: 1.8
 Blocks/game: 0.9



2011-12 South Carolina Basketball
South Carolina Individual Game-by-Game (as of Dec 22, 2011)
All games



#22 NEWTON, Courtney

Opponent	Date	gs	min	Total		3-Pointers		Free throws		Rebounds				pf	a	t/o	blk	stl	pts	avg	
				fg-fga	pct	3fg-fga	pct	ft-fa	pct	off	def	tot	avg								
at Illinois	11/11/11	*	7	0-0	.000	0-0	.000	2-2	1.000	0	1	1	1.0	3	0	1	1	0	2	2.0	
ALABAMA A&M	11/14/11	*	16	2-4	.500	2-4	.500	0-0	.000	0	1	1	1.0	2	0	0	0	2	6	4.0	
at Clemson	11/17/11	*	15	0-1	.000	0-0	.000	0-0	.000	2	3	5	2.3	1	0	1	0	1	0	2.7	
#11/12 PENN STATE	11/20/11	*	10	0-1	.000	0-1	.000	0-0	.000	0	0	0	1.8	1	0	1	0	0	0	2.0	
COLL. OF CHARLESTON	11/23/11	*	13	0-1	.000	0-1	.000	0-0	.000	0	3	3	2.0	2	0	1	0	1	0	1.6	
PRESBYTERIAN	11/27/11	*	14	0-3	.000	0-2	.000	0-0	.000	2	1	3	2.2	0	0	0	0	0	0	1.3	
at Xavier	11/30/11	*	9	0-2	.000	0-2	.000	0-0	.000	1	0	1	2.0	2	0	2	1	0	0	1.1	
at NC State	12/04/11	*	5	0-1	.000	0-1	.000	0-0	.000	0	2	2	2.0	0	0	0	0	0	0	1.0	
FURMAN	12/11/11	*	15	0-3	.000	0-2	.000	0-0	.000	1	0	1	1.9	1	0	0	0	0	0	0.9	
SOUTH CAROLINA STAT	12/14/11	*	15	1-3	.333	1-3	.333	0-1	.000	0	1	1	1.8	1	0	0	0	2	3	1.1	
vs #18/16 North Carolina	12/18/11	*	12	0-1	.000	0-1	.000	0-0	.000	1	1	2	1.8	1	0	1	0	0	0	1.0	
SAVANNAH STATE	12/21/11	*	15	0-2	.000	0-1	.000	0-0	.000	2	1	3	1.9	1	0	0	0	0	0	0.9	
Totals			12	146	3-22	.136	3-18	.167	2-3	.667	9	14	23	1.9	15	0	7	2	6	11	0.9

Games played: 12
 Minutes/game: 12.2
 Points/game: 0.9
 FG Pct: 13.6
 3FG Pct: 16.7
 FT Pct: 66.7

Rebounds/game: 1.9
 Turnovers/game: 0.6
 Steals/game: 0.5
 Blocks/game: 0.2

#23 ROY, Tina

Opponent	Date	gs	min	Total		3-Pointers		Free throws		Rebounds				pf	a	t/o	blk	stl	pts	avg	
				fg-fga	pct	3fg-fga	pct	ft-fa	pct	off	def	tot	avg								
at Illinois	11/11/11		10	2-4	.500	1-2	.500	0-0	.000	0	0	0	0.0	0	0	1	0	0	5	5.0	
ALABAMA A&M	11/14/11		5	0-1	.000	0-1	.000	0-0	.000	1	0	1	0.5	0	0	0	0	0	0	2.5	
at Clemson	11/17/11		17	3-6	.500	1-3	.333	2-4	.500	0	2	2	1.0	2	0	1	0	0	9	4.7	
#11/12 PENN STATE	11/20/11		7	2-7	.286	1-6	.167	0-0	.000	0	0	0	0.8	0	0	0	0	0	5	4.8	
COLL. OF CHARLESTON	11/23/11		16	2-8	.250	2-6	.333	3-4	.750	1	2	3	1.2	0	0	1	0	1	9	5.6	
PRESBYTERIAN	11/27/11		22	5-10	.500	5-9	.556	0-2	.000	0	4	4	1.7	0	0	1	0	2	15	7.2	
at Xavier	11/30/11		14	1-4	.250	0-3	.000	0-0	.000	0	2	2	1.7	0	0	0	0	0	2	6.4	
at NC State	12/04/11		6	0-4	.000	0-3	.000	0-0	.000	1	0	1	1.6	0	0	0	0	0	0	5.6	
FURMAN	12/11/11		13	1-5	.200	0-4	.000	0-0	.000	1	0	1	1.6	2	0	0	0	1	2	5.2	
SOUTH CAROLINA STAT	12/14/11		14	5-8	.625	2-5	.400	0-0	.000	2	2	4	1.8	0	0	1	1	0	12	5.9	
vs #18/16 North Carolina	12/18/11		13	1-8	.125	1-4	.250	0-0	.000	1	1	2	1.8	0	1	1	0	0	3	5.6	
SAVANNAH STATE	12/21/11		20	1-5	.200	0-3	.000	0-0	.000	1	1	2	1.8	0	0	1	0	0	2	5.3	
Totals			0	157	23-70	.329	13-49	.265	5-10	.500	8	14	22	1.8	4	1	7	1	4	64	5.3

Games played: 12
 Minutes/game: 13.1
 Points/game: 5.3
 FG Pct: 32.9
 3FG Pct: 26.5
 FT Pct: 50.0

Rebounds/game: 1.8
 Assists/game: 0.1
 Turnovers/game: 0.6
 Assist/turnover ratio: 0.1
 Steals/game: 0.3
 Blocks/game: 0.1



2011-12 South Carolina Basketball
South Carolina Individual Game-by-Game (as of Dec 22, 2011)
All games



#24 WELCH, Aleighsa

Opponent	Date	gs	min	Total		3-Pointers		Free throws		Rebounds				pf	a	t/o	blk	stl	pts	avg
				fg-fga	pct	3fg-fga	pct	ft-fa	pct	off	def	tot	avg							
at Illinois	11/11/11		16	1-2	.500	0-0	.000	0-0	.000	1	2	3	3.0	2	0	1	0	0	2	2.0
ALABAMA A&M	11/14/11		21	4-6	.667	0-0	.000	4-6	.667	4	5	9	6.0	1	1	2	1	0	12	7.0
at Clemson	11/17/11		16	2-4	.500	0-0	.000	2-2	1.000	1	4	5	5.7	3	1	0	0	0	6	6.7
#11/12 PENN STATE	11/20/11		20	1-4	.250	0-0	.000	0-0	.000	6	0	6	5.8	2	0	0	0	1	2	5.5
COLL. OF CHARLESTON	11/23/11		17	1-3	.333	0-0	.000	3-4	.750	5	4	9	6.4	2	0	2	1	0	5	5.4
PRESBYTERIAN	11/27/11		21	4-4	1.000	0-0	.000	1-2	.500	2	1	3	5.8	0	1	0	3	0	9	6.0
at Xavier	11/30/11		23	3-4	.750	0-0	.000	10-15	.667	6	2	8	6.1	1	1	1	2	3	16	7.4
at NC State	12/04/11		24	6-7	.857	0-0	.000	2-3	.667	1	4	5	6.0	1	0	0	4	0	14	8.3
FURMAN	12/11/11		22	2-6	.333	0-0	.000	1-2	.500	6	2	8	6.2	1	2	1	2	2	5	7.9
SOUTH CAROLINA STAT	12/14/11		19	3-3	1.000	0-0	.000	3-3	1.000	3	6	9	6.5	0	1	1	1	0	9	8.0
vs #18/16 North Carolina	12/18/11		18	5-7	.714	0-1	.000	0-4	.000	4	2	6	6.5	2	1	1	0	1	10	8.2
SAVANNAH STATE	12/21/11		13	5-6	.833	0-0	.000	5-6	.833	2	3	5	6.3	0	0	3	0	1	15	8.8
Totals		0	230	37-56	.661	0-1	.000	31-47	.660	41	35	76	6.3	15	8	12	14	8	105	8.8

Games played: 12
 Minutes/game: 19.2
 Points/game: 8.8
 FG Pct: 66.1
 3FG Pct: 0.0
 FT Pct: 66.0

Rebounds/game: 6.3
 Assists/game: 0.7
 Turnovers/game: 1.0
 Assist/turnover ratio: 0.7
 Steals/game: 0.7
 Blocks/game: 1.2

#30 DECHEVA, Pamela

Opponent	Date	gs	min	Total		3-Pointers		Free throws		Rebounds				pf	a	t/o	blk	stl	pts	avg
				fg-fga	pct	3fg-fga	pct	ft-fa	pct	off	def	tot	avg							
at Illinois	11/11/11		5	0-0	.000	0-0	.000	0-0	.000	0	0	0	0.0	2	0	1	0	0	0	0.0
at Clemson	11/17/11		3	0-1	.000	0-1	.000	0-0	.000	0	0	0	0.0	0	0	0	0	0	0	0.0
COLL. OF CHARLESTON	11/23/11		5	0-0	.000	0-0	.000	0-0	.000	0	0	0	0.0	1	0	0	0	0	0	0.0
PRESBYTERIAN	11/27/11		3	0-0	.000	0-0	.000	0-0	.000	0	0	0	0.0	0	0	0	0	0	0	0.0
FURMAN	12/11/11		4	0-1	.000	0-1	.000	0-0	.000	0	0	0	0.0	0	1	0	0	0	0	0.0
SOUTH CAROLINA STAT	12/14/11		4	0-2	.000	0-2	.000	0-0	.000	0	1	1	0.2	1	0	0	0	0	0	0.0
vs #18/16 North Carolina	12/18/11		2	0-1	.000	0-1	.000	0-0	.000	0	0	0	0.1	1	0	0	0	0	0	0.0
SAVANNAH STATE	12/21/11		6	0-0	.000	0-0	.000	0-0	.000	0	0	0	0.1	0	0	0	0	0	0	0.0
Totals		0	32	0-5	.000	0-5	.000	0-0	.000	0	1	1	0.1	5	1	1	0	0	0	0.0

Games played: 8
 Minutes/game: 4.0
 FG Pct: 0.0
 3FG Pct: 0.0

Rebounds/game: 0.1
 Assists/game: 0.1
 Turnovers/game: 0.1
 Assist/turnover ratio: 1.0



2011-12 South Carolina Basketball
South Carolina Individual Game-by-Game (as of Dec 22, 2011)
All games



#33 IBIAM, Elem

Opponent	Date	gs	min	Total		3-Pointers		Free throws		Rebounds				pf	a	t/o	blk	stl	pts	avg
				fg-fga	pct	3fg-fga	pct	ft-fga	pct	off	def	tot	avg							
at Illinois	11/11/11		9	2-5	.400	0-0	.000	1-2	.500	3	1	4	4.0	3	0	1	0	0	5	5.0
ALABAMA A&M	11/14/11		4	0-2	.000	0-0	.000	0-0	.000	1	0	1	2.5	0	0	2	1	0	0	2.5
at Clemson	11/17/11		8	2-5	.400	0-0	.000	0-0	.000	3	1	4	3.0	1	0	2	0	0	4	3.0
COLL. OF CHARLESTON	11/23/11		11	1-2	.500	0-0	.000	2-2	1.000	2	2	4	3.3	2	0	1	0	0	4	3.3
PRESBYTERIAN	11/27/11		5	1-3	.333	0-0	.000	0-0	.000	2	1	3	3.2	2	0	1	1	0	2	3.0
at Xavier	11/30/11		9	1-3	.333	0-1	.000	1-2	.500	2	4	6	3.7	2	0	0	3	0	3	3.0
FURMAN	12/11/11		12	3-6	.500	0-0	.000	1-5	.200	0	2	2	3.4	4	0	1	2	1	7	3.6
SOUTH CAROLINA STAT	12/14/11		15	1-2	.500	0-0	.000	0-1	.000	2	5	7	3.9	2	1	2	0	0	2	3.4
vs #18/16 North Carolina	12/18/11		8	1-4	.250	0-0	.000	0-0	.000	3	2	5	4.0	1	0	0	0	0	2	3.2
SAVANNAH STATE	12/21/11		12	2-3	.667	0-0	.000	2-4	.500	2	3	5	4.1	1	0	1	2	0	6	3.5
Totals		0	93	14-35	.400	0-1	.000	7-16	.438	20	21	41	4.1	18	1	11	9	1	35	3.5

Games played: 10
 Minutes/game: 9.3
 Points/game: 3.5
 FG Pct: 40.0
 3FG Pct: 0.0
 FT Pct: 43.8

Rebounds/game: 4.1
 Assists/game: 0.1
 Turnovers/game: 1.1
 Assist/turnover ratio: 0.1
 Steals/game: 0.1
 Blocks/game: 0.9

#TM TEAM

Opponent	Date	gs	min	Total		3-Pointers		Free throws		Rebounds				pf	a	t/o	blk	stl	pts	avg
				fg-fga	pct	3fg-fga	pct	ft-fga	pct	off	def	tot	avg							
at Illinois	11/11/11		0	0-0	.000	0-0	.000	0-0	.000	1	0	1	1.0	0	0	1	0	0	0	0.0
ALABAMA A&M	11/14/11		0	0-0	.000	0-0	.000	0-0	.000	3	0	3	2.0	0	0	0	0	0	0	0.0
at Clemson	11/17/11		0	0-0	.000	0-0	.000	0-0	.000	0	2	2	2.0	0	0	1	0	0	0	0.0
#11/12 PENN STATE	11/20/11		0	0-0	.000	0-0	.000	0-0	.000	0	0	0	1.5	0	0	2	0	0	0	0.0
COLL. OF CHARLESTON	11/23/11		0	0-0	.000	0-0	.000	0-0	.000	2	1	3	1.8	0	0	1	0	0	0	0.0
PRESBYTERIAN	11/27/11		0	0-0	.000	0-0	.000	0-0	.000	0	1	1	1.7	0	0	0	0	0	0	0.0
at Xavier	11/30/11		0	0-0	.000	0-0	.000	0-0	.000	2	1	3	1.9	0	0	0	0	0	0	0.0
at NC State	12/04/11		0	0-0	.000	0-0	.000	0-0	.000	2	3	5	2.3	0	0	0	0	0	0	0.0
FURMAN	12/11/11		0	0-0	.000	0-0	.000	0-0	.000	2	0	2	2.2	0	0	0	0	0	0	0.0
SOUTH CAROLINA STAT	12/14/11		0	0-0	.000	0-0	.000	0-0	.000	2	4	6	2.6	0	0	0	0	0	0	0.0
vs #18/16 North Carolina	12/18/11		0	0-0	.000	0-0	.000	0-0	.000	4	2	6	2.9	0	0	0	0	0	0	0.0
SAVANNAH STATE	12/21/11		0	0-0	.000	0-0	.000	0-0	.000	0	0	0	2.7	0	0	0	0	0	0	0.0
Totals		0	0	0-0	.000	0-0	.000	0-0	.000	18	14	32	2.7	0	0	5	0	0	0	0.0

Games played: 12

Rebounds/game: 2.7
 Turnovers/game: 0.4



2011-12 South Carolina Basketball
South Carolina Combined Team Statistics (as of Dec 21, 2011)
All games



RECORD:	OVERALL	HOME	AWAY	NEUTRAL
ALL GAMES	10-2	6-1	3-1	1-0
CONFERENCE	0-0	0-0	0-0	0-0
NON-CONFERENCE	10-2	6-1	3-1	1-0

#	Player	gp-gs	min	avg	Total		3-Point		F-Throw		Rebounds				Other				pts	avg		
					fg-fga	fg%	3fg-fga	3fg%	ft-fa	ft%	off	def	tot	avg	pf	dq	a	to			blk	stl
05	GRANT, Markeshia	12-12	308	25.7	49-114	.430	15-46	.326	12-17	.706	12	19	31	2.6	13	0	27	14	1	13	125	10.4
24	WELCH, Aleighsa	12-0	230	19.2	37-56	.661	0-1	.000	31-47	.660	41	35	76	6.3	15	0	8	12	14	8	105	8.8
11	SUTTON, La'Keisha	12-12	322	26.8	38-117	.325	8-36	.222	20-29	.690	10	21	31	2.6	17	1	38	32	4	20	104	8.7
21	BRUNER, Ashley	12-0	274	22.8	39-81	.481	0-0	.000	18-45	.400	44	36	80	6.7	27	0	21	15	11	22	96	8.0
03	WALKER, leasia	12-12	333	27.8	29-90	.322	6-28	.214	15-25	.600	13	31	44	3.7	22	0	32	29	5	29	79	6.6
23	ROY, Tina	12-0	157	13.1	23-70	.329	13-49	.265	5-10	.500	8	14	22	1.8	4	0	1	7	1	4	64	5.3
12	STEPHENS, Charenee	12-12	191	15.9	24-46	.522	0-0	.000	12-16	.750	30	24	54	4.5	9	0	3	9	4	6	60	5.0
20	WHITE, Sancheon	12-0	169	14.1	17-62	.274	2-14	.143	19-30	.633	15	18	33	2.8	15	0	9	7	4	14	55	4.6
33	IBIAM, Elem	10-0	93	9.3	14-35	.400	0-1	.000	7-16	.438	20	21	41	4.1	18	0	1	11	9	1	35	3.5
01	WILSON, Ebony	11-0	113	10.3	5-11	.455	1-3	.333	9-14	.643	6	8	14	1.3	13	0	4	10	2	7	20	1.8
22	NEWTON, Courtney	12-12	146	12.2	3-22	.136	3-18	.167	2-3	.667	9	14	23	1.9	15	0	0	7	2	6	11	0.9
00	SELLERS, Imani	8-0	32	4.0	2-7	.286	1-4	.250	0-2	.000	1	4	5	0.6	6	0	2	2	2	1	5	0.6
30	DECHEVA, Pamela	8-0	32	4.0	0-5	.000	0-5	.000	0-0	.000	0	1	1	0.1	5	0	1	1	0	0	0	0.0
Team											18	14	32				5					
Total.....		12	2400		280-716	.391	49-205	.239	150-254	.591	227	260	487	40.6	179	1	147	161	59	131	759	63.2
Opponents.....		12	2400		189-560	.338	20-92	.217	126-190	.663	134	264	398	33.2	212	-	88	253	53	73	524	43.7

TEAM STATISTICS	SC	OPP	Date	Opponent	Score	Att.
SCORING	759	524	11/11/11	at Illinois	w 71-52	770
Points per game	63.2	43.7	11/14/11	ALABAMA A&M	w 60-53	2118
Scoring margin	+19.6	-	11/17/11	at Clemson	w 65-48	938
FIELD GOALS-ATT	280-716	189-560	11/20/11	#11/12 PENN STATE	L 50-55	2391
Field goal pct	.391	.338	11/23/11	COLL. OF CHARLESTON	w 59-40	2314
3 POINT FG-ATT	49-205	20-92	11/27/11	PRESBYTERIAN	w 52-24	1752
3-point FG pct	.239	.217	11/30/11	at Xavier	w 67-56	1032
3-pt FG made per game	4.1	1.7	12/04/11	at NC State	L 53-55	1697
FREE THROWS-ATT	150-254	126-190	12/11/11	FURMAN	w 72-33	1827
Free throw pct	.591	.663	12/14/11	SOUTH CAROLINA STATE	w 66-21	4869
F-Throws made per game	12.5	10.5	12/18/11	vs #18/16 North Carolina	w 79-48	2100
REBOUNDS	487	398	12/21/11	SAVANNAH STATE	w 65-39	3007
Rebounds per game	40.6	33.2				
Rebounding margin	+7.4	-				
ASSISTS	147	88				
Assists per game	12.3	7.3				
TURNOVERS	161	253				
Turnovers per game	13.4	21.1				
Turnover margin	+7.7	-				
Assist/turnover ratio	0.9	0.3				
STEALS	131	73				
Steals per game	10.9	6.1				
BLOCKS	59	53				
Blocks per game	4.9	4.4				
ATTENDANCE	18278	6537				
Home games-Avg/Game	7-2611	4-1109				
Neutral site-Avg/Game	-	1-2100				

* - Conference game

Score by Periods	1st	2nd	Totals
South Carolina	380	379	759
Opponents	244	280	524