

SOUTH CAROLINA

2016-17 Women's Basketball



Assoc. Media Relations Director: Diana Koval | Office: 803.777.7977 | Cell: 314.369.6050 | Email: dkoval@mailbox.sc.edu | Twitter: @DianaKovalSID
 Website: www.GamecocksOnline.com | Twitter: @GamecockWBB | Instagram: @GamecockWBB | Facebook: @GamecockWBB | Snapchat: @GamecockWBB

Game 17

Jan. 19, 2017 • 7 p.m. • Columbia, S.C. • Colonial Life Arena (18,000)

South Carolina Gamecocks
 15-1, 5-0 SEC



VS



Ole Miss Rebels
 13-5, 2-3 SEC

Ranking: 5/5 (AP/Coaches)
Head Coach: Dawn Staley
Record at South Carolina: 203-77 (9th)
Career Record: 375-157 (17th)
Top Scorer: A'ja Wilson (16.9)
Top Rebounder: Alaina Coates (10.6)

Ranking: -/
Head Coach: Matt Insell
Record at OM: 54-59 (4th)
Career Record: Same
Top Scorer: Madinah Muhammad (13.1)
Top Rebounder: Shandricka Sessom (5.8)

Schedule/Results

Nov. 7 **Benedict (Exh.)** W, 120-49
 Nov. 14 at #7/6 Ohio St. (BTN+) W, 92-80

Basketball Hall of Fame Women's Challenge

Nov. 20 **Hampton (SECN+)** W, 92-38
 Nov. 21 **Maine (SECN+)** W, 79-42
 Nov. 22 **Saint Peter's (SECN+)** W, 93-38
 Nov. 27 vs. #4/4 Louisville (ESPN2) W, 83-59

SEC/Big 12 Challenge

Dec. 1 at #14/15 Texas (ESPN2) W, 76-67

Dec. 4 at Duke L, 63-74

Dec. 11 **Minnesota (SECN)** W, 98-58

Dec. 15 **Clemson (SECN)** W, 83-61

Dec. 18 **#9/9 UCLA (ESPN2)** W, 66-57

Dec. 21 at Savannah State W, 70-30

Jan. 1 **Alabama* (ESPN2)** W, 93-45

Jan. 5 at Auburn* (SECN+) W, 73-47

Jan. 8 at Florida* (ESPNU) W, 81-62

Jan. 12 **Georgia* (SECN)** W, 66-63

Jan. 15 at LSU* (SECN+) W, 84-61

Jan. 19 **Ole Miss* (SECN)** 7 p.m.

Jan. 23 **Mississippi State* (ESPN2)** 7 p.m.

Jan. 26 at Georgia* (SECN) 7 p.m.

Jan. 30 **Tennessee* (ESPN2)** 6 p.m.

Feb. 2 at Kentucky* (SECN) 7 p.m.

Feb. 5 at Arkansas* (ESPN2) 2 p.m.

Feb. 9 **Auburn* (SECN+)** 7 p.m.

Feb. 13 at UConn (ESPN2) 9 p.m.

Feb. 16 **Vanderbilt* (SECN)** 7 p.m.

Feb. 19 at Missouri* (ESPN2) 3 p.m.

Feb. 23 at Texas A&M* (SECN) 9 p.m.

Feb. 26 **Kentucky* (ESPNU/2)** 2/5 p.m.

SEC Tournament (Greenville, S.C.)

Mar. 1 First Round (SECN) TBA
 Mar. 2 Second Round (SECN) TBA
 Mar. 3 Quarterfinals (SECN) TBA
 Mar. 4 Semifinals (ESPNU) TBA
 Mar. 5 Final (ESPN2) TBA

All Times Listed as Eastern and are subject to change
 * indicates SEC Game

Game Information

Tickets: \$8 adult, \$4 youth (17 and under)
Doors Open: 5:30 p.m.
Live Stats: GamecocksOnline.com

Watch On: SEC Network (Courtney Lyle, play-by-play; Debbie Antonelli, analyst)
Radio: 1320 AM/107.5 FM in progress (Brad Muller)

Series History

South Carolina Record 20-17
In Columbia 11-5
In Oxford 7-8
At Neutral Site 2-4
Staley Era 10-2
First Meeting Ole Miss, 76-84, 11/25/78
Current Streak Won 8

Last Five Meetings:

Date	Result	Location
2/25/16	W, 66-45	Oxford
1/28/16	W, 81-62	Columbia
2/1/15	W, 77-59	Oxford
1/30/14	W, 99-70	Columbia
2/17/13	W, 62-47	Oxford












South Carolina Notables

- Under head coach Dawn Staley, the Gamecocks are 10-2 against Ole Miss, including wins in the last eight meetings. South Carolina center Alaina Coates dominated both games of last season's sweep, averaging 12.0 points and 14.0 rebounds in the pair of victories. The Gamecocks last three home wins over Ole Miss have come by 22.0 points per game.
- South Carolina's defense is once again among the stingiest in the nation, ranking 17th in scoring defense as opponents score just 55.1 points per game. Only three teams have reached 65 points against the Gamecocks and nine have failed to reach 60 points.
- The Gamecocks' free throw percentage has been on a steady climb in 2017. After wrapping up non-conference action hitting just 67.9 percent from the stripe, South Carolina has shot 73.3 percent from the line in SEC action. In the last two games, the team shot 77.1 percent from the free throw line, including Sunday's season-best 80.8 percent.
- While it was clear the Gamecocks would have to adjust to the absence of A'ja Wilson on offense, her presence may be more felt on the defensive end. Opponents have scored 62.0 points per game on 42.7 percent shooting in the last two games compared to 51.3 points per game on 30.6 percent shooting in the three SEC games she has played.
- Senior center Alaina Coates is making her push for consideration in national player of the year voting as she averages a double-double both overall and in SEC play for the second-straight season. This season's 14.7 points and 10.6 rebounds per game put her 17th in the league in scoring and 18th in the NATION in rebounding. Her SEC-best 69.0 percent field goal shooting is third in the nation, and her 11 double-doubles in 16 games rank her sixth in the country.
- Junior guard Bianca Cuevas-Moore has powerhouse in SEC action this season, contributing 14.6 points per league game (19th) on 52.9 percent shooting (5th) and 3.0 assists per outing (13th). Her outside shot has been especially dialed in as she is tied for the league lead with 60.0 percent accuracy from 3-point range and is third in made 3s per game at 2.4.
- Junior guard Allisha Gray seems to have found her footing in SEC play in the last three games. Breaking out of an early lull, Gray has scored 17.7 points per game in the last three outings, during which she averaged 6.0 rebounds and 2.3 steals.

Season Theme - 100

South Carolina head coach Dawn Staley selects a theme for the team and its fans to rally around each season. The "100" this season plays off the meaning of being 100 in terms of commitment to the team and realizing its goals, but each numeral in 100 also represents an evolving principle of the team and season. The "1" reflects one goal, one dream, one team, one family and one focus. The first "0" stands for no boundaries and no complaints. The second "0" represents zero excuses, zero selfishness and zero tolerance.

2016-17 South Carolina Media Roster

0		Victoria Patrick 5-8 • Fr. • Guard • Orlando, Fla.	LAST GAME: 11 mins at LSU NOTABLE: Solid shooting guard ... averages 7.4 minutes in 13 games played ... No. 25 guard in Class of 2016 ... helped Edgewater HS to state championship in 2014 ... led team with 15.4 ppg as a senior.	Career Highs Pts: 4, 2x, at Sav. St., 12/21/16 Reb: 2, 3x, vs. Alabama, 1/1/17 Ast: 2 at Savannah St., 12/21/16 Stl: 2 vs. Saint Peter's, 11/22/16
		PPG 1.8 RPG 0.5 APG 0.3 FG% .304 FT% .429		
1		Bianca Cuevas-Moore 5-6 • Jr. • Guard • Bronx, N.Y. <i>kway-VAHS</i>	LAST GM: 17 pts, 3 assts, 2 stls at LSU NOTABLE: Speedy, crafty guard ... continues to mature into understanding when to attack vs. set up teammates ... scored ≥10 pts ... in 3 of last 5 games ... in SEC play, 14.6 ppg, 3.0 apg, 60.0% from 3 (T-1st), 52.9% (4th).	Career Highs Pts: 25 vs. Georgia, 1/12/17 Reb: 6 at Alabama, 2/22/16 Ast: 7 at Auburn, 1/5/17 Stl: 5, 2x, vs. SPU, 11/22/16
		PPG 9.2 RPG 1.9 APG 2.6 FG% .414 FT% .618		
3		Kaela Davis 6-2 • Jr. • Guard • Suwanee, Ga. <i>KAY-luh</i>	LAST GM: 8 pts, 3 assts 2 rebs at LSU NOTABLE: Tall, athletic, versatile ... 2nd on team in assists, 4th in ppg ... leads SEC in 3-pt %age (.390), 4th in 3s/gm (2.0) ... last 3 games – 2.0 steals per game ... 2x All-ACC at Ga. Tech.	Career Highs Pts: 37 at Ohio State, 11/14/16 Reb: 10 at Ohio State, 11/14/16 Ast: 5 at Ohio State, 11/14/16 Stl: 3, 2x, vs. Georgia, 1/12/17
		PPG 13.1 RPG 4.6 APG 2.7 FG% .365 FT% .822		
4		Doniyah Cliney 6-0 • So. • Guard • Newark, N.J. <i>dawn-YAY CLY-nee</i>	LAST GAME: 3 pts, 3 stls at LSU NOTABLE: Athletic guard with good size ... showed great development in non-conference play, especially on defense ... ≥5 rebs in 5 games.	Career Highs Pts: 10 vs. Florida, 2/11/16 Reb: 9 vs. Clemson, 12/15/16 Ast: 6 at Auburn, 1/5/17 Stl: 3, 2x, at LSU, 1/15/17
		PPG 2.6 RPG 3.6 APG 1.1 FG% .364 FT% .593		
10		Alisha Gray 6-0 • Jr. • Guard • Sandersville, Ga. <i>uh-LEE-shub</i>	LAST GM: 21 pts, 5 rebs, 3 blks at LSU NOTABLE: Steady contributor in every area ... scored ≥10 pts 12 times, ≥4 assists 5 times, ≥5 rebs 7 times ... 21st in SEC in scoring ... last 3 games – 17.7 ppg, 6.0 rpg, 2.3 spg ... 1st-team All-ACC at UNC.	Career Highs Pts: 24 at Ohio State, 11/14/16 Reb: 8 vs. Saint Peter's, 11/22/16 Ast: 7 vs. Minnesota, 12/11/16 Stl: 5 at Savannah St., 12/21/16
		PPG 13.3 RPG 4.4 APG 2.8 FG% .500 FT% .760		
12		Araion Bradshaw 5-6 • Fr. • Guard • Boston, Mass. <i>R-ee-on</i>	LAST GAME: 3 pts, 1 reb at LSU NOTABLE: Scrappy guard ... has played in 10 games, including ≥10 mins 4 times ... rated No. 10 guard in 2016 class ... helped Tabor Academy to back-to-back appearances in state tournament finals.	Career Highs Pts: 3, 3x, at LSU, 1/15/17 Reb: 2 vs. Minnesota, 12/11/16 Ast: 2, 2x, vs. Alabama, 1/1/17 Stl: 2 vs. Hampton, 11/20/16
		PPG 1.1 RPG 0.8 APG 0.8 FG% .308 FT% .500		
15		Tiffany Davis 5-7 • Sr. • Guard • Houston, Texas	LAST GAME: 3 mins at Auburn NOTABLE: Team captain ... has played just two full seasons due to injuries ... this season, played in nine of the 12 games she was available ... averaging 7.5 minutes ... key factor on defense against #4/4 Louisville.	Career Highs Pts: 11 vs. Ole Miss, 1/30/14 Reb: 6 at Arkansas, 1/2/14 Ast: 3, 4x, vs. SC St., 12/22/13 Stl: 5 vs. Elon, 11/9/12
		PPG 1.0 RPG 1.1 APG 0.2 FG% .200 FT% .600		
21		Mikiah Herbert Harrigan 6-2 • Fr. • For. • Pembroke Pines, Fla. <i>muh-KEE-uh</i>	LAST GM: 2 pts, 2 rebs, 10 mins at LSU NOTABLE: Versatile forward with skill on both ends of the court ... ≥10 pts 2 times, ≥5 rebs 7 times, ≥3 blks 3 times... helped Flanagan to four district titles ... FBCA 8A Player of the Year.	Career Highs Pts: 13 vs. Maine, 11/21/16 Reb: 8 vs. Maine, 11/21/16 Blk: 4 vs. Alabama, 1/1/17 Stl: 2 vs. Saint Peter's, 11/22/16
		PPG 5.0 RPG 4.4 BPG 1.3 FG% .403 FT% .692		
22		A'ja Wilson 6-5 • Jr. • Forward • Hopkins, S.C. <i>A-zhub</i>	LAST GM: 23 pts, 13 rebs, 3 blks at Florida NOTABLE: Team captain ... last 5 games – 3 dbl-dbls, 17.4 ppg, 9.8 rpg ... 3rd in SEC in blks/gm (35th in nation), 4th in ppg, 5th in FG%, 10th in rpg ... team's top scorer team-high 8 times ... rated #1 in nation by espnW.	Career Highs Pts: 31 at Texas, 12/2/16 Reb: 19 at Kentucky, 3/1/15 Blk: 8, 2x, vs. TAMU, 1/17/16 Stl: 4 vs. Syracuse, 3/25/16
		PPG 16.9 RPG 7.6 BPG 2.2 FG% .567 FT% .707		
41		Alaina Coates 6-4 • Sr. • Center • Irmo, S.C. <i>uh-LAY-nuh COATS</i>	LAST GM: 24 pts, 11 rebs, 2 stls at LSU NOTABLE: Dominant inside ... great hustle every play ... good passer ... team captain ... active NCAA DI leader in rebs and dbl-dbls. ... 3rd in nation in FG %age, 18th in rpg, 6th in dbl-dbls (11) ... rated #9 in nation by espnW.	Career Highs Pts: 29 vs. Winthrop, 12/13/15 Reb: 18 at Alabama, 2/22/16 Blk: 10 vs. Winthrop, 12/13/15 Ast: 6 at Texas A&M, 1/31/16
		PPG 14.7 RPG 10.6 BPG 1.6 FG% .690 FT% .679		
52		Tyasha Harris 5-10 • Fr. • Guard • Noblesville, Ind. <i>ty-A-shub</i>	LAST GM: 6 pts, 4 rebs, 3 assts at LSU NOTABLE: Poised, quick, decisive PG, good defender ... ≥10 pts 3 times, ≥5 assts 3 times ... 11th in SEC with 3.2 assists per league game ... last 3 gms – 7.3 ppg, 3.3 rpg, 2.7 spg ... won gold at FIBA U18 Americas.	Career Highs Pts: 10, 2x, at Sav. St., 12/21/16 Reb: 5 at Savannah St., 12/21/16 Ast: 6, 3x, vs. Alabama, 1/1/17 Stl: 4 vs. Georgia, 1/12/17
		PPG 5.3 RPG 1.8 APG 2.5 FG% .432 FT% .625		

Starter **Reserve**

Based on most recent game

Five Second Count

South Carolina is one of three programs in the nation to appear in every AP top 10 since the start of the 2014-15 season. The Gamecocks have played in four of the last five NCAA Sweet 16s, including the 2015 Final Four. In the SEC, South Carolina is the three-time reigning regular-season champion, including last season's 16-0 record, and claimed the last two SEC Tournaments. For her leadership, head coach Dawn Staley is the only coach in SEC history to earn three-straight league Coach of the Year honors from her peers.

Quick Facts

The University

Location: Columbia, S.C.

Founded: 1801

Enrollment: 33,724

Colors: Garnet (PMS 202C) and Black

Nickname: Gamecocks

Conference: Southeastern

President: Dr. Harris Pastides

Athletics Director: Ray Tanner

Facility: Colonial Life Arena (18,000)

Coaching Staff

Head Coach: Dawn Staley

Alma Mater: Virginia, 1992

Overall Record: 375-157 (17th season)

School Record: 203-77 (9th season)

Assoc. Head Coach (Alma Mater):

Lisa Boyer (Ithaca, 1979)

Assistant Coaches (Alma Mater):

Nikki McCray-Penson (Tennessee, 1995)

Fred Chmiel (Excelsior, 2001)

Team Information

2015-16 Record: 33-2

Home: 16-1 Away: 11-0 Neutral: 6-1

SEC Record (Finish): 16-0 (1st)

Home: 8-0 Away: 8-0

Letterwinners Returning/Lost: 5/7

Starters Returning/Lost: 2/3

Program History

First Year of Women's Basketball: 1974-75

All-Time Record: 783-506 (43rd season)

All-Time SEC Record: 152-200 (26th season)

NCAA Appearances (Last): 13 (2016)

NCAA Tournament Record: 19-13

2016 NCAA Result: Sweet 16, L 72-80, Syracuse,

Sioux Falls, S.C.

WNIT Appearances (Last): 4 (2011)

WNIT Record: 3-4

Media Relations

Women's Basketball Contact: Diana Koval

Office: 803.777.7977

Cell: 314.369.6050

Email: dkoval@mailbox.sc.edu

Press Row Phone: 803.777.6182

Athletics Department on the Web

Website: GamecocksOnline.com

Twitter: @GamecocksOnline

Instagram: @GamecocksOnline

Facebook: Facebook.com/GamecocksOnline

YouTube: YouTube.com/GamecocksOnline

Women's Basketball on Twitter

Team: @GamecockWBB

Head Coach: @DawnStaley

Women's Basketball on Instagram and Snapchat

Team: GamecockWBB

By the Numbers

- Career stats in which A'laina Coates leads all active NCAA Div. I players – rebounds (1,100), double-doubles (53)
- Opponents this season who have scored more than 65 points – #7/6 Ohio state, #14/15 Texas, Duke
- Gamecocks who average double-figure points in SEC play this season
- Games this season of double-digit steals by the Gamecocks, including four of five SEC outings
- Points per game by junior guard Allisha Gray over the last three games, during which she shot 58.6 percent from the field
- Points per game from center A'laina Coates in the two games A'ja Wilson has missed
- Free throws made per game by the Gamecocks in the two games since A'ja Wilson's injury, compared to 16.1 per game prior to that
- Made 3s by junior Bianca Cuevas-Moore this season, matching her previous career high set in 2015-16
- Consecutive SEC home wins for the Gamecocks, dating back to the Feb. 10, 2013, loss to Texas A&M
- Percent of the Gamecocks' offense that comes from points in the paint
- Percent field goal shooting by the Gamecocks at LSU, a season high
- Games it took head coach Dawn Staley to reach her 200th win at South Carolina, the fastest to the mark in program history

Ole Miss Series Notes

South Carolina leads the series against Ole Miss 20-17 behind eight straight wins and a 10-2 mark in the Dawn Staley era. The Gamecocks two losses since the 2008-09 season were by a combined two points.

South Carolina has been especially dominant in Columbia with an 11-5 record with the last three home victories coming by 22.0 points per game.

The Gamecocks swept the home-and-home series with the Rebels last season, topping Ole Miss 81-62 in Columbia on Jan. 28 and posting a 66-45 win in Oxford on Feb. 25. At Colonial Life Arena, the Rebels were on their heels early as the Gamecocks opened a 24-11 first-quarter lead behind eight points off six Ole Miss turnovers in the opening period. In Oxford, the Rebels turned in a strong first quarter but saw the Gamecock defense lock down in the second quarter, allowing just five points on 11.1 percent shooting to open a 34-19 halftime lead.

South Carolina's results vs. Ole Miss since the arrival of

Current Streaks

	Total	Home	Road	Neut.
Overall	W9	W13	W4	W1
SEC	W21	W28	W11	—
Non-Conference	W4	W8	W1	W1
Ranked Teams	W4	W2	W6	W1

head coach Dawn Staley:

Date	W/L	Score	Site	Rank
				(SC/OM)
2/25/16	W	66-56	A	3/-
1/28/16	W	81-62	H	2/-
2/1/15	W	77-59	A	1/-
1/30/14	W	99-70	H	7/-
2/17/13	W	62-47	A	16/-
1/26/12	W	61-43	H	-/-
3/3/11	W	62-50	N	-/-
1/16/11	W	63-58 (ot)	A	-/-
3/4/10	L	63-64	N	-/-
1/28/10	W	64-50	H	-/-
2/8/09	L	65-66	H	-/-
1/22/09	W	76-67	A	-/-

Holding Home Court

The Gamecocks are 415-154 all-time on their home court, including a 173-59 mark in Colonial Life Arena. South Carolina is 108-26 at home during the Dawn Staley era and has lost just once in its last 58 home games, including undefeated home seasons in 2013-14 and 2014-15.

SEC Stories

Head coach Dawn Staley has steadily lifted the Gamecocks' national profile by building the Gamecocks into a consistent SEC contender with three straight regular-season titles, shirking decades of difficulty in the nation's best women's basketball conference.

In her ninth season at the helm, Staley boasts an 88-43 (.672) SEC regular-season record and has finished outside the league's top five just twice – an unprecedented achievement for a program that had finished INSIDE the top five only two times in the previous 17 seasons. Staley's 88 wins include five seasons of double-digit league victories – 10 in 2012, 11 in 2013, an SEC-best 14 in 2014 and 15 in 2015, and 16 in 2016 – and account for 57.9 percent of the program's all-time 152 league wins.

Staley's SEC regular-season record includes a 48-18 (.727) mark at home and a 40-25 (.615) slate on the road.

Tale of the Tape

Ole Miss				South Carolina			
Overall	SEC Rank	SEC Only	SEC Rank	Overall	SEC Rank	SEC Only	SEC Rank
13-5		2-3		15-1		5-0	
12-0		2-0		8-0		2-0	
0-5		0-3		6-1		3-0	
1-0				1-0			
72.6	6th	68.4	6th	80.8	1st	79.4	1st
56.2	3rd	74.4	13th	55.1	2nd	55.6	2nd
.426	9th	.427	5th	.469	1st	.477	1st
.349	2nd	.417	9th	.339	1st	.354	1st
.332	8th	.294	10th	.349	4th	.402	3rd
6.0	T-4th	5.0	T-6th	6.0	T-4th	7.4	2nd
.260	2nd	.377	11th	.264	3rd	.292	5th
.690	10th	.735	7th	.693	9th	.733	7th
13.2		12.2		16.4		14.8	
39.4	8th	35.8	7th	43.2	3rd	48.8	4th
+2.4	11th	-1.0	7th	+9.9	1st	+4.6	3rd
14.9	6th	14.6	T-3rd	16.1	2nd	14.4	T-5th
+4.8	4th	-3.8	11th	+3.4	6th	+4.2	4th
10.7	3rd	7.0	T-7th	9.6	5th	10.8	2nd
3.6	T-8th	3.2	T-7th	6.0	1st	5.4	1st

Fourth Follow-Up?

The Gamecocks enter the 2016-17 season as the three-time reigning SEC regular-season champions, becoming just the third program to win three straight titles, joining Tennessee (2000-04 and 1993-95) and Auburn (1987-89).

SEC coaches and the media picked the Gamecocks to claim the conference title again this season. The league has had the same champion four straight seasons just once before when Tennessee claimed its fourth straight in 2003 en route to the league-record seven consecutive titles (1998-2004).

Rankings Review

Ranked fifth in this week's AP Poll, the Gamecocks are in the midst of the nation's third-longest active top-10 ranking streak (62), trailing just UConn (225) and Notre Dame (118) and well ahead of fourth-place Baylor (47). South Carolina has appeared in the top 25 in each of the last 84 AP Polls.

In the Staley era, South Carolina has collected 49 top-five rankings in the AP Poll, including 42 weeks in the top three and 12 weeks at No. 1.

Tough Tasks

Head coach Dawn Staley did not shy away from a challenging schedule this season, despite having to replace five seniors from last season's squad. The Gamecocks' overall schedule is ranked the seventh-toughest in the nation based on opponent winning percentage (.683).

South Carolina's docket features 19 games against teams that played in the 2016 postseason, including 16 against NCAA Tournament squads.

The slate includes eight games against teams ranked in either the AP or USA Today Coaches Top 25 this week, including three against this week's top-10 teams. Just two of those eight games are home games for the Gamecocks.

The Gamecocks are currently 4-0 against ranked foes.

League Legends

The Gamecocks are the only team in the nation to boast two former WNBA All-Stars on their coaching staff

2016-17 Double-Doubles

Alaina Coates (11)

11/14	at Ohio State	10 pts/13 rebs
11/20	Hampton	28 pts/16 rebs
11/21	Maine	12 pts/14 rebs
11/27	vs. Louisville	17 pts/14 rebs
12/11	Minnesota	16 pts/ 11 rebs
12/15	Clemson	19 pts/10 rebs
12/18	UCLA	20 pts/14 rebs
1/1	Alabama	19 pts/11 rebs
1/8	at Florida	14 pts/13 rebs
1/12	Georgia	12 pts/11 rebs
1/15	at LSU	24 pts/11 rebs

Kaela Davis (1)

11/14	at Ohio State	37 pts/10 rebs
-------	---------------	----------------

A'ja Wilson (5)

12/1	at Texas	31 pts/12 rebs
12/15	Clemson	20 pts/10 rebs
12/18	UCLA	13 pts/13 rebs
1/5	at Auburn	10 pts/11 rebs
1/8	at Florida	23 pts/13 rebs

in head coach Dawn Staley and assistant coach Nikki McCray-Penson. Five other programs tout multiple WNBA alums – Miami, Notre Dame, Penn State, Texas and Vanderbilt – but only Beth Cunningham at Notre Dame and Tina Thompson at Texas earned All-Star status at least once in their time in the league.

South Carolina has the added bonus of its other two coaches – associate head coach Lisa Boyer and assistant coach Fred Chmiel – having WNBA coaching experience.

They're Free, Take Two!

South Carolina ranks among the nation's top 25 in free throws attempted (22nd) and made (24th). With the nearly every team above them playing between 17 and 20 games to the Gamecocks' 16, South Carolina moves much higher when looking at averages.

With 23.6 free throw attempts per game, South Carolina is tied for sixth in the nation, second in the SEC behind Alabama's 24.9 per game. The Gamecocks are sixth in free throws made per game at 16.4, second in the SEC behind Texas A&M at 16.6 made per game.

To Three, or Not to Three

South Carolina added a pair of outside threats with junior transfers Kaela Davis and Allisha Gray, but the Gamecocks' offensive strategy continues to center on the paint. In fact, the addition of the outside weapons has made South Carolina no more reliant on the 3-point shot for scoring this season than last.

This season's 96 3-pointers account for 22.3 percent

of the Gamecocks' total offense, which is nearly identical to last season when the 190 3s made up 22.1 percent of the total offense.

Interestingly, reliance on outside shooting decreases dramatically against ranked opponents. In four wins over top-25 foes this season, South Carolina's 12 3-pointers made up just 11.4 percent of its 317 points, which is much lower than the 18.0 percent of the offense in 15 games against ranked foes last season.

The absence of All-America forward A'ja Wilson has also not impacted the Gamecocks' desire to line it up from outside the arc. In the two games without Wilson in

In the National Rankings

(thru games of 1/16)

Team	SEC	NCAA	Actual
Scoring Offense	1	15	80.8
Scoring Defense	2	17	55.1
Scoring Margin	1	6	+25.6
Field Goal Percentage	1	14	.469
Field Goal %age Def.	1	9	.339
3-Point FG %age	4	61	.349
3-Point FG %age Def.	3	14	.264
3-Point FG Made/Gm.	4	151	6.0
Free Throw Percentage	9	167	.693
Rebounding Offense	3	—	43.2
Rebounding Defense	4	—	33.3
Rebounding Margin	1	12	+9.9
Assists	2	49	16.1
Steals	5	72	9.6
Turnover Margin	6	57	+3.4
Turnovers	—	23	13.3
Assist-to-Turnover Ratio	1	26	1.2
Blocked Shots	1	15	6.0
Home Attendance Avg.	1	1	12,020

Alaina Coates	SEC	NCAA	Actual
Scoring	17	209	14.7
Rebounding	3	18	10.6
FG Percentage	1	3	.690
Blocked Shots	6	96	1.6
Offensive Rebs.	3	—	3.6
Double-Doubles	1	6	11.0

Bianca Cuevas-Moore	SEC	NCAA	Actual
Steals Per Game	13	—	1.8

Kaela Davis	SEC	NCAA	Actual
Scoring	23	—	13.1
3-Pt FG Percentage	1	73	.390
3-Pt FGM Per Game	4	184	2.0

Allisha Gray	SEC	NCAA	Actual
Scoring	21	—	13.3

M. Herbert Harrigan	SEC	NCAA	Actual
Blocks	10	181	1.3

A'ja Wilson	SEC	NCAA	Actual
Scoring	5	95	16.9
Rebounding	9	170	7.6
FG Percentage	5	27	.567
Blocked Shots	2	32	2.2
Offensive Rebs.	11	—	2.7

2016-17 Awards

Alaina Coates

USBWA National Player of the Week (12/13-19)

Three-time SEC Player of the Week (11/15-21;

11/22-28; 12/13-19)

Rated No. 9 player in the nation by espnW

Wooden Award Midseason Top 25

Naismith Trophy Top 50 Preseason Watch List

Wade Watch List (Preseason)

Preseason All-America Second Team (espnW,

Lindy's, Sporting News)

Preseason All-America Honorable Mention (AP)

Preseason All-SEC First Team (Media, Coaches)

Kaela Davis

Naismith Trophy Top 50 Preseason Watch List

Allisha Gray

Naismith Trophy Top 50 Preseason Watch List

A'ja Wilson

Rated No. 1 player in the nation by espnW

Wooden Award Midseason Top 25

Naismith Trophy Top 50 Preseason Watch List

Wade Watch List (Preseason)

Preseason All-America First Team (AP, espnW,

Athlon, Lindy's, Sporting News)

Preseason SEC Player of the Year (Media, Coaches)

Preseason All-SEC First Team (Media, Coaches)

Team

Preseason Rankings – #2 USBWA; #3 USA Today/

Coaches, ESPN, Athlon; #4 AP, Lindy's; #6

Sporting News; #7 SLAM

Predicted SEC Champion (Media, Coaches)

Gamecocks in 2016-17 National Polls

Poll	Pre	11/14	11/21	11/28	12/5	12/12	12/19	12/26	1/2	1/9	1/16	1/23	1/30	2/6	2/13	2/20	2/27	3/6	3/12	Final
Associated Press	4	4	3	3	6	6	6	6	5	5	5									
Coaches	3	3	3	3	6	6	6	6	5	5	5									

the lineup, 22.0 percent of South Carolina's points came from long range compared to 22.3 percent in the games she has played.

Location, Location, Location

The Gamecocks average 40.9 points in the paint this season, making up 50.6 percent of their offense. Just one opponent has out-scored South Carolina in the paint this season – Duke (42-32, 12/3/16), and the Gamecocks are out-pacing their opponents in that space by 18.3 points per game. Their interior advantage has been at least 20 points seven times, including a season-high 44 points against Maine (Nov. 21).

In four games against ranked opponents, South Carolina has out-scored its opponent 158-118 in the paint.

Blocking Scheme

South Carolina leads the SEC and ranks 15th in the nation with 6.0 blocked shots per game and have blocked double-digit shots twice this season – 11 vs. Clemson (Dec. 15), 10 vs. Alabama (Jan. 1). The two driving forces of that defensive movement are also the program's all-time career blocked shot leaders – A'ja Wilson (199) and Alaina Coates (197) – and the only two teammates among the top 25 on the NCAA Division I active blocked shots list.

Wilson broke the school record earlier this season (vs. Saint Peter's, Nov. 22) but can hardly celebrate with Coates nipping at her heels. The duo may trade the record several times this season as Wilson is second in the SEC with 2.2 blocks per game, which ranks 32nd in the nation, and Coates is closing in at 1.6 per game for sixth in the league. Freshman Mikiah Herbert Harrigan is following in her frontcourt mentors' footsteps, ranking 10th in the league with 1.3 blocks per game, which includes three games of three or more blocks.

Four x 1,000

South Carolina boasts four 1,000-point scorers on this season's roster, led by senior center Alaina Coates (1,476). Junior transfer Kaela Davis (1,455 – includes 1,246 at Georgia Tech) is next in line with juniors Allisha Gray (1,266 – includes 1,053 at North Carolina) and A'ja

Wilson (1,252) just behind. All four were first-team all-conference selections in their most recent seasons as well.

Helping Hands

South Carolina head coach Dawn Staley likes to say that with good movement, the ball will find who is supposed to shoot it on any given possession. With four

1,000-point scorers on this season's team, many observers wondered how the quartet would abide that philosophy.

Early returns are good as the Gamecocks are second in the SEC and rank 49th in the nation in assists per game at 16.1. The quartet of 1,000-point scorers account for 8.4 assists per game of that average with Allisha Gray leading the way at 2.8 and Kaela Davis just behind at 2.7.

Team Specialty Stats

South Carolina-Opponent

	Pts. in Paint	Pts. Off TOs	2nd Chance Pts	Fast Break Pts
11/14 at OSU	44-30	16-17	13-12	18-12
11/20 HU	46-20	35-2	23-7	12-3
11/21 Maine	52-8	20-7	14-2	11-0
11/22 SPU	50-14	30-8	17-9	26-0
11/27 vs. UL	40-24	18-15	20-5	14-2
12/1 at Texas	34-30	14-7	14-16	2-8
12/4 at Duke	32-42	18-28	14-15	9-12
12/11 Minn.	42-12	12-11	20-21	18-9
12/15 Clem.	50-26	10-6	21-8	13-4
12/18 UCLA	40-34	5-15	19-12	8-14
12/21 at SSU	42-8	21-4	22-5	20-4
1/1 Ala.	54-14	36-14	18-5	19-6
1/5 at Aub.	22-18	9-15	9-12	4-2
1/8 at Fla.	44-34	21-14	23-15	8-6
1/12 UGa	24-24	14-11	9-17	12-6
1/15 at LSU	38-24	20-10	13-8	8-4
1/19 Miss.				
1/23 MSU				
1/26 at UGa				
1/30 Tenn.				
2/2 at UK				
2/5 at Ark.				
2/9 Aub.				
2/13 at UConn				
2/16 Vandy				
2/19 at Mizz.				
2/23 at TAMU				
2/26 UK				
<i>Season Avg.</i>	<i>40.9-22.6</i>	<i>18.7-11.5</i>	<i>16.8-10.6</i>	<i>12.6-5.8</i>
<i>SEC Avg.</i>	<i>36.4-22.8</i>	<i>20.0-12.8</i>	<i>14.4-11.4</i>	<i>10.2-4.8</i>

Starters vs. Bench Points

	SC Starters	Opp. Starters	SC Bench	Opp. Bench
11/14 at OSU	85	76	7	4
11/20 HU	71	23	21	15
11/21 Maine	53	16	26	26
11/22 SPU	68	28	25	10
11/27 vs. UL	68	34	15	25
12/1 at Texas	64	47	12	20
12/4 at Duke	60	62	3	12
12/11 Minn.	59	37	39	21
12/15 Clem.	68	43	15	18
12/18 UCLA	56	46	10	11
12/21 at SSU	48	22	22	8
1/1 Ala.	72	33	21	12
1/5 at Aub.	46	34	27	13
1/8 at Fla.	70	50	11	12
1/12 UGa	41	49	25	14
1/15 at LSU	76	55	8	6
1/19 Miss.				
1/23 MSU				
1/26 at UGa				
1/30 Tenn.				
2/2 at UK				
2/5 at Ark.				
2/9 Aub.				
2/13 at UConn				
2/16 Vandy				
2/19 at Mizz.				
2/23 at TAMU				
2/26 UK				
<i>Season Avg.</i>	<i>62.9</i>	<i>40.9</i>	<i>17.9</i>	<i>14.2</i>
<i>SEC Avg.</i>	<i>61.0</i>	<i>44.2</i>	<i>18.4</i>	<i>11.4</i>

The Staley Era

In her ninth season at the South Carolina helm, head coach Dawn Staley has guided the program to unprecedented success not just in the SEC but on the national stage as well. Staley led the program to its first ever No. 1 ranking in both the AP and USA Today/Coaches Poll. She also delivered the first SEC regular-season and tournament championships. In fact, Staley has accounted for 83 of the program's all-time 147 SEC regular-season victories – 56.5 percent in just eight of the 25 seasons the Gamecocks have been in the league.

The Staley Era (2008-09 through present)

Wins	
30-Win Seasons	2
25-Win Seasons	5
20-Win Seasons	5
Winning Seasons	6

National Rankings

Weeks in the AP Top 25	89
Weeks in the AP Top 10	62
Weeks in the AP Top 3	42
Weeks at AP No. 1	12

Postseason

NCAA Tournament Appearances	5
NCAA Sweet 16s	4
NCAA Final Fours	1

In the SEC

Regular-Season Championships	3
Regular-Season Top 5 Finishes	6
Tournament Championships	2
Double-Digit Wins	5

Pre-Staley in the SEC (1991-92 through 2007-08)

Wins	
30-Win Seasons	0
25-Win Seasons	1
20-Win Seasons	2
Winning Seasons	6

National Rankings

Weeks in the AP Top 25	32
Weeks in the AP Top 10	6
Weeks in the AP Top 3	0
Weeks at AP No. 1	0

Postseason

NCAA Tournament Appearances	2
NCAA Sweet 16s	1
NCAA Final Fours	0

In the SEC

Regular-Season Championships	0
Regular-Season Top 5 Finishes	2
Tournament Championships	0
Double-Digit Wins	1

Pre-Staley All-Time (1974-75 through 2007-08)

Wins	
30-Win Seasons	1
25-Win Seasons	3
20-Win Seasons	9
Winning Seasons	6

National Rankings

Weeks in the AP Top 25	130
Weeks in the AP Top 10	31
Weeks in the AP Top 3	6
Weeks at AP No. 1	0

Postseason

NCAA Tournament Appearances	8
NCAA Sweet 16s	3
NCAA Final Fours	0

In Conference (SEC and Metro 1983-84 thru 1990-91)

Regular-Season Championships	5
Regular-Season Top 5 Finishes	10
Tournament Championships	3
Double-Digit Wins	5

As a team, the Gamecocks have assisted on at least half their field goals 12 times in 16 games, including two games assisting on at least two-thirds of their made baskets – vs. Minnesota (Dec. 11), at Auburn (Jan. 5).

Alai-ja Awaits

Opponents may be inclined to think of the paint as the Gamecock-owned continent of Alai-ja as senior center Alaina Coates and junior forward A'ja Wilson have firmly planted the flag in the lane on both ends of the court. Both were on numerous preseason All-America lists this season with Wilson grabbing 32 of a possible 33 first-team votes from the Associated Press. ESPN tapped Wilson as the top player in the nation this season as well, naming Coates the No. 9 player.

This season, the pair combine to average 29.4 points and 17.3 rebounds while shooting a combined 62.2 percent from the field. The duo also averages 2.9 assists this season. Defensively, they combine for 3.5 blocked shots per game.

Earning All-America and First-Team All-SEC status last season, the duo averaged a combined 27.3 points, 18.5 rebounds and 4.2 blocks. In the Gamecocks' 15 games against ranked opponents, the pair was even more dominant with 29.7 points per game, 20.3 rebounds per contest and 4.9 blocks per outing.

Quarter Breakdown

Through 16 games this season, South Carolina has out-scored its opponent in all but 12 quarters. The Gamecocks have out-paced their opponent by double digits 21 times in the 64 quarters, including a season-high differential of 25 points (37-12) in the first quarter against Saint Peter's (Nov. 22). In SEC action, the 23-point advantage in the first quarter at Auburn (Jan. 5) was a season high.

South Carolina has shot at least 50.0 percent from the field 26 times in its 64 quarters of action, led by a its 71.4 percent accuracy in the first quarter against Saint Peter's (Nov. 22). The Gamecocks' 37 points in that quarter are the most for the program since the NCAA went to the format for the 2015-16 season.

Defensively, South Carolina has held an opponent to single digits in a quarter 14 times this season, including five quarters of five or fewer points. An opponent has shot under 20.0 percent from the field in 11 quarters, including a pair of quarters under 10.0 percent (7.1% by Florida, 2nd qtr, 1/8/17; 8.3% by Auburn, 4th qtr, 1/5/17)

Here's a more detailed look at the quarter-by-quarter production for the Gamecocks this season:

Qtr.	SC/Opp Avg. Pts	SC/Opp FG%	Avg. Pts. Margin
1	22.1/12.9	.468/.344	+8.2
2	20.9/13.8	.490/.348	+7.1
3	20.9/14.3	.516/.347	+6.6
4	17.9/14.2	.402/.319	+3.8

Individually, junior guard Kaela Davis leads the Gamecocks with six double-digit scoring quarters and has the highest-scoring quarter this season with 19 points in the first at Auburn (Jan. 5). Alaina Coates as three double-digit scoring quarters, and Allisha Gray and A'ja Wilson each have two.

SEC Active

Senior Alaina Coates and junior A'ja Wilson feature prominently in the SEC's active leader boards this season.

Coates is running away with the double-double chart at 53 and the rebounding mark at 1,100 – over 350 more than the second-place player. Coates' 197 career blocks are just two behind league leader Wilson's 199, more than 60 ahead of third place. Coates is fourth in scoring at 1,476 and in field goals made (546).

In addition to leading the blocks list, Wilson is tied for second in double-doubles with 24 and sixth in scoring with 1,252 career points. She is tied for fourth in rebounding (636) and is seventh in field goals made (471).

This is 30

With 30-point games already this season by juniors Kaela Davis (37 at #7/6 Ohio State, 11/14) and A'ja Wilson (31 at #14/15 Texas, 12/1), the Gamecocks have more 30-point games in a season since the 2002-03

season when Jocelyn Penn recorded three such outings, none of which were against a ranked opponent.

The program record for 30-point games in a season is six with the most recent coming in 1994-95. In each of the three seasons with six 30-point games, every game was recorded by the same Gamecock. Shannon Johnson posted six in 1994-95 to duplicate her effort in 1993-94. Beth Hunt originally set the record with her six 30-point games in the 1989-90 campaign. The only 30-point outing against a ranked opponent in those three seasons was Beth Hunt's 34-point showing in a losing effort at then-No. 18 Southern Miss.

Individually, only eight 30-point games by a Gamecock have come against ranked opponents, including this season's showings from Davis and Wilson. Davis' 37 points is the most in a game against a ranked opponent and was the first since Johnson netted 35 against then-#5 Tennessee on Feb. 15, 1996, which until Davis' 37 was the highest-scoring game against a ranked opponent in program history.

Here's a list of the Gamecocks' individual 30-point games against a ranked opponent:

Pts.	Player	Opp.	Date
37	K. Davis	at #7/6 Ohio St.	11/14/16
35	S. Johnson	#5 Tennessee	2/15/96
34	B. Hunt	#18 Southern Miss	1/29/90
32	S. Johnson	#2 Tennessee	2/8/94
32	Ma. Williams	#22 Florida St.	2/4/91
32	K. Anderson	vs. #14 Memphis	3/4/78
31	A. Wilson	at #14/15 Texas	12/1/16
30	B. Southers	#19 Clemson	12/3/83

Great Gamecock Fans

With over 10,000 season-ticket holders for the second-straight season, South Carolina leads the nation in average attendance at 12,020 and is the only program drawing at least 10,000 fans per game.

The Gamecocks have posted the highest average attendance at the end of the last two seasons and have enjoyed steady fan growth over the last five years – 3,952 in 2012-13; 6,371 in 2013-14; 12,293 in 2014-15; 14,364 in 2015-16.

South Carolina fans have proven they'll travel to see

Record Book Watch

The Gamecocks' starting frontcourt of Alaina Coates and A'ja Wilson are moving up the career record books quickly. Here's their current standing:

Blocked Shots

Player	Gms	Blk
1. A'ja Wilson (2015-present)	84	199
2. Alaina Coates (2014-present)	121	197
3. Lakesha Tolliver (2004-07)	112	177
4. Elem Ibiam (2012-15)	126	164
5. Michelle Murray (1990-93)	96	148

Rebounds

Player	Gms	Reb.
1. Sheila Foster (1979-82)	134	1427
2. Alaina Coates (2014-present)	121	1100
3. Marsha Williams (1990-93)	116	1026
4. Aleighsa Welch (2012-15)	137	956
5. Schonna Banner (1987-90)	125	901

Offensive Rebounds (Since 1987-88)

Player	Gms	Reb.
1. Aleighsa Welch (2012-15)	137	449
2. Marsha Williams (1990-93)	116	427
3. Annie Lester (1997-2000)	110	348
4. Alaina Coates (2014-present)	121	346
5. Jocelyn Penn (1999-03)	117	345

Double-Doubles

Player	Gms	Dbl-Dbl.
1. Sheila Foster (1979-82)	134	72
2. Alaina Coates (2014-present)	121	53
3. Marsha Williams (1990-93)	116	44
4. Denise Nanney (1975-77)	78	42
5. Katrina Anderson (1978-79)	71	41
6. Sharon Gilmore (1983-86)	110	32
7. Brantley Southers (1982-86)	120	29
8. Beth Hunt (1989-90)	63	27
9. Schonna Banner (1987-90)	125	25
10. A'ja Wilson (2015-present)	84	24
Aleighsa Welch (2012-15)	137	24

Points

Player	Gms	FTM
1. Sheila Foster (1979-82)	134	2266
2. Shannon Johnson (1993-96)	109	2230
3. Brantley Southers (1982-86)	120	1982
4. Jocelyn Penn (1999-2003)	117	1939
5. Tiffany Mitchell (2013-16)	139	1885
6. Schonna Banner (1987-90)	125	1791
7. Martha Parker (1986-89)	124	1728
8. Karen Middleton (1988-91)	128	1714
9. Evelyn Johnson (1980-83)	113	1620
10. Marsha Williams (1990-93)	116	1585
— Alaina Coates (2014-present)	121	1476

Free Throws Made

Player	Gms	FTM
1. Shannon Johnson (1993-96)	109	478
2. Martha Parker (1986-89)	124	473
3. Tiffany Mitchell (2013-16)	139	447
4. Sheila Foster (1979-82)	134	418
5. Jocelyn Penn (1999-03)	117	411
6. Alaina Coates (2014-present)	121	384
7. Nikki Miars (1996-99)	108	357
8. Annie Lester (1997-2000)	110	333
9. Aleighsa Welch (2012-15)	137	329
10. Marsha Williams (1990-93)	116	319
— A'ja Wilson (2015-present)	84	309

Free Throw Attempts

Player	Gms	FTA
1. Shannon Johnson (1993-96)	109	679
2. Martha Parker (1986-89)	124	641
3. Sheila Foster (1979-82)	134	624
4. Jocelyn Penn (1999-03)	117	604
5. Alaina Coates (2014-present)	121	596
6. Tiffany Mitchell (2013-16)	139	578
7. Aleighsa Welch (2012-15)	137	545
8. Marsha Williams (1990-93)	116	513
9. Nikki Miars (1996-99)	108	474
10. Annie Lester (1997-2000)	110	455
— A'ja Wilson (2015-present)	84	446

their Gamecocks as well. In the Dec. 4 game at Duke, the Blue Devils reported attendance of 6,036 after drawing just 3,112 prior to the contest. On Dec. 21, Savannah State drew 1,411 for its game against South Carolina despite averaging just 790 before that.

Back in (Garnet and) Black

The Gamecocks return four letterwinners from last season with a fifth, Tiffany Davis, returning after missing 2015-16 due to injury. Five of those six letterwinners are junior and seniors.

Returning Gamecocks account for 51.9 percent of South Carolina's scoring (670 of 1,292 points) and 54.3 percent of rebounding (376 of 692).

Fresh Faces

Five new Gamecocks join the fold this season with the four freshmen taking the court right away. Junior forward Alexis Jennings will sit out this season due to NCAA transfer rules.

Guard Tyasha Harris (Noblesville, Ind.) headlines the freshman class, coming off a summer spent helping the U.S. to its seventh-straight gold medal in the FIBA U18 Americas Championship. Araion Bradshaw (Hyde Park, Mass.) and Victoria Patrick (Orlando, Fla.) join her in the guard spot. Bradshaw is point guard with good court vision, and Patrick comes in as a scorer to help stretch the floor. Forward Mikhiah Herbert Harrigan rounds out the class, bringing athleticism, speed and perimeter shooting to the team.

The quartet combines to play 52.3 minutes per game, while contributing 12.5 points per game. Harris leads the group in both minutes at 22.4 per game scoring (5.3 ppg). She was also the first of the group to earn a starting spot (Dec. 11 vs. Minnesota). Herbert Harrigan is just behind Harris in scoring with 5.0 points per game and earned the start against Georgia (Jan. 15), creating the first freshman tandem in a Gamecock starting lineup since the 2009-10 season.

The Amazing Technicolor Dream Coates

Senior center Alaina Coates has been on a mission and playing with a passion on display every minute she has been on the court this season. The result has her averaging a double-double (14.7 ppg/10.6 rpg) for the second-straight season, and she now has 53 career double-doubles to her credit – more than any active NCAA Div. I player. This season, she ranks among the nation's top 20 in field goal percentage (3rd, .690), rebounding (18th) and double-doubles (6th, 11).

In the midst of one of the most productive careers for a post player in South Carolina history, Coates currently leads all active NCAA Div. I players in career rebounds (1,100) and double-doubles (53). Earlier this season, she became the third Gamecock all-time to reach the 1,000-rebound plateau, hitting the mark in a strong second-half effort at #14/15 Texas (Dec. 1). And now sits in second place in the program's all-time standings, trailing Sheila Foster's record of 1,427.

Against Alabama (Jan. 1), Coates became the first Gamecock since 1980-81 to amass 50 career double-doubles, a number that trails only Foster's school-record 72. The Irmo, S.C., native is also a defensive force, ranking second in career blocked shots at 167, just behind teammate A'ja Wilson's 199.

AW = All-World

In her third season at South Carolina, junior forward A'ja Wilson is already one of the most decorated Gamecocks in program history as a three-time All-American, the reigning SEC Player and Defensive Player of the Year and a finalist for all three national player of the year awards last season.

This season, Wilson is back atop the Gamecocks' scoring list with 16.9 points per game to rank fifth in the SEC. She has five 20-point games to her credit already this season, including a career-best 31 points at #14/15 Texas (Dec. 1). She entered the season with 12 career 20-point outings (seven in 2015-16, five in 2014-15). Shooting 56.7 percent from the field, she is fifth in the SEC and 27th in the nation.

Defensively, Wilson is just as strong as last season when she set the school record for blocked shots in a season with 103. This season, her 2.2 blocks per game

Games Led Team In...

(Tied for team lead in each category included)

Scoring	2016-17	Career	Record
A'ja Wilson	8	38	34-4
Alaina Coates	5	24	22-2
Kaela Davis	3	3	3-0
Bianca Cuevas-Moore	1	4	4-0
Allisha Gray	1	1	1-0

Rebounding	2016-17	Career	Record
Alaina Coates	12	70	66-4
A'ja Wilson	5	28	26-2
Doniyah Cliney	2	2	2-0
Allisha Gray	2	2	1-1
Kaela Davis	1	1	0-1

Assists	2016-17	Career	Record
Bianca Cuevas-Moore	6	17	16-1
Kaela Davis	5	5	5-0
Tyasha Harris	5	5	5-0
Allisha Gray	4	4	3-1
A'ja Wilson	3	4	4-0
Doniyah Cliney	1	1	1-0
M. Herbert Harrigan	1	1	1-0
Alaina Coates	1	4	4-0

Miscellaneous Stats			
Triple-Doubles	2016-17	Career	Record
Alaina Coates	0	1	1-0
Double-Doubles	2016-17	Career	Record
Alaina Coates	11	53	51-2
A'ja Wilson	5	24	22-2
Kaela Davis	1	1	1-0
30+ Points	2016-17	Career	Record
Kaela Davis	1	1	1-0
A'ja Wilson	1	1	1-0
20+ Points	2016-17	Career	Record
A'ja Wilson	5	17	16-1
Alaina Coates	3	15	14-1
Kaela Davis	3	3	3-0
Allisha Gray	2	2	2-0
Bianca Cuevas-Moore	1	3	3-0
10+ Points	2016-17	Career	Record
A'ja Wilson	13	70	64-6
Kaela Davis	11	11	10-1
Alaina Coates	12	84	81-3
Allisha Gray	12	12	11-1
Bianca Cuevas-Moore	5	21	21-0
Tyasha Harris	3	3	3-0
M. Herbert Harrigan	2	2	2-0
Doniyah Cliney	0	1	1-0
Tiffany Davis	0	1	1-0
10+ Rebounds	2016-17	Career	Record
Alaina Coates	11	60	58-2
A'ja Wilson	5	25	23-2
Kaela Davis	1	1	1-0
5+ Assists	2016-17	Career	Record
Allisha Gray	3	3	2-1
Tyasha Harris	3	3	3-0
Bianca Cuevas-Moore	2	8	8-0
Kaela Davis	2	2	2-0
A'ja Wilson	1	1	1-0
Alaina Coates	0	1	1-0
5+ Steals	2016-17	Career	Record
Bianca Cuevas-Moore	1	2	2-0
Allisha Gray	1	1	1-0
Tiffany Davis	0	1	1-0
5+ Blocks	2016-17	Career	Record
A'ja Wilson	0	7	6-1
Alaina Coates	0	4	4-0

2016-17 Scoring Differentials

Largest lead in a win	by 57 (93-36), 4th-1:37, vs. Saint Peter's, 11/22
Largest deficit overcome to win	by 7 (8-15), 2nd-7:15, vs. UCLA, 12/18
Largest lead given up in a loss	by 11 (16-5), 1st-3:46, at Duke, 12/4
Largest deficit in a loss	by 12 (74-62), 4th-0:38, at Duke, 12/4

All-Time Records vs. SEC Teams

Opponent	Overall	Under	SEC	SEC	H	A	N	Streak	Last
		Staley	Season	Tourn.					
Alabama	23-15	13-0	18-12	2-2	12-5	9-8	2-2	Won 13	W: 93-45, 1/1/17 (H)
Arkansas	15-17	8-3	14-15	1-2	9-5	5-10	1-2	Won 7	W: 85-32, 1/3/16 (H)
Auburn	21-21	9-3	15-15	2-1	11-7	8-12	2-2	Won 6	W: 73-47, 1/5/17 (A)
Florida	16-20	8-4	14-18	0-2	7-10	9-8	0-2	Won 8	W: 81-62, 1/8/17 (A)
Georgia	12-33	8-6	9-21	2-2	6-14	3-15	3-4	Won 5	W: 66-63, 1/12/17 (H)
Kentucky	25-33	9-9	20-25	2-2	17-9	7-20	2-4	Won 4	W: 93-63, 3/5/16 (N)
LSU	11-22	8-5	9-22	2-0	5-10	4-12	2-0	Won 7	W: 84-61, 1/15/17 (A)
Ole Miss	20-17	10-2	16-12	2-4	11-4	7-8	2-5	Won 8	W: 66-45, 2/25/16 (A)
Miss. State	17-16	8-3	15-14	1-2	10-5	6-9	1-2	Won 8	W: 66-52, 3/6/16 (N)
Missouri	4-1	3-1	3-1	—	2-0	1-1	1-0	Won 3	W: 83-58, 1/10/16 (H)
Tennessee	5-45	4-8	3-26	1-3	2-19	2-21	1-5	Won 3	W: 62-56, 2/15/16 (A)
Texas A&M	3-3	3-3	3-2	0-1	2-1	1-1	0-1	Won 3	W: 70-63, 1/31/16 (A)
Vanderbilt	13-21	8-2	13-18	0-2	7-8	5-11	0-2	Won 6	W: 71-61, 1/7/16 (A)
Totals	185-264	99-49	152-200	14-23	99-97	67-136	16-30	Won 27	

are second in the SEC and 32nd in the nation. She broke the school record for career blocks (previously 177) with two against Saint Peter's (Nov. 22), her 74th career game, fewer than anyone else on the program's top 10 list. She now sits at 199 in just 84 career games played.

Gray Area

Junior transfer Allisha Gray may be the Gamecocks' most quiet and consistent offensive powerhouse, scoring in double figures in 12 of 16 games this season, including opening her inaugural Gamecock season with five straight double-digit scoring outings.

The unassuming six-foot guard amassed 1,000 points in her first two seasons at North Carolina and kicked off her South Carolina career with a 24-point outing at No. 7/6 Ohio State that included 10-of-18 shooting and some of the most momentum-killing baskets of the game. She scores 13.3 points per game (28th in the SEC) on 50.0 percent shooting.

Gray's contributions go beyond the scoring column, though. She leads the team with 44 assists (2.8 apg), including seven games of at least three. Gray also adds 4.4 rebounds per game with seven games of five or more boards. In fact, she has twice led the team in rebounding – Saint Peter's (Nov. 22), at Duke (Dec. 4).

KD for 3

Junior transfer Kaela Davis wasted little time making her mark on the Gamecock program, opening her South Carolina career with a 37-point, 10-rebound, five-assist effort at No. 7/6 Ohio State (Nov. 14). A 22-point outing against Minnesota (Dec. 11) further solidified her outside shooting prowess, as she hit 6-of-10 from beyond the arc.

Davis was equally efficient in impressing SEC opponents with back-to-back big-scoring games to kick off league play – 16 vs. Alabama (Jan. 1) and 21 at Auburn (Jan. 5).

Ranked 23rd in the league in scoring (13.1 ppg)



Around the SEC (through games of 1/16)

	SEC Games			Overall		
	W	L	Pct.	W	L	Pct.
Mississippi State	5	0	1.000	19	0	1.000
South Carolina	5	0	1.000	15	1	.938
Texas A&M	4	1	.800	14	4	.778
Auburn	3	1	.750	13	5	.722
Kentucky	3	2	.600	12	6	.667
LSU	3	2	.600	14	4	.778
Tennessee	2	2	.500	11	6	.647
Alabama	2	3	.400	14	4	.778
Georgia	2	3	.400	10	8	.556
Ole Miss	2	3	.400	13	5	.722
Missouri	2	3	.400	12	7	.632
Arkansas	1	4	.200	12	6	.667
Florida	0	5	.000	9	9	.500
Vanderbilt	0	5	.000	10	9	.556

Today's Games

January 19

#4/4 Mississippi State at Alabama, 8 p.m. (SECN+)

Vanderbilt at Arkansas, 8 p.m. (SECN+)

Tennessee at Auburn, 7 p.m. (SECN+)

Kentucky at LSU, 8 p.m. (SECN+)

#25/- Texas A&M at Missouri, 9 p.m. (SECN)

Rankings are listed as AP/ESPN Poll
All Times Eastern; TV Network in ()

2016-17 Roster

No.	Name	Pos.	Ht.	Yr.	Hometown/Last School
0	Victoria Patrick	G	5-8	Fr.	Orlando, Fla./Edgewater
1	Bianca Cuevas-Moore	G	5-6	Jr.	Bronx, N.Y./Nazareth Regional
3	Kaela Davis	G	6-2	Jr.	Suwanee, Ga./Georgia Tech
4	Doniyah Cliney	G	6-0	So.	Newark, N.J./Malcolm X Shabazz
10	Allisha Gray	G	6-0	Jr.	Sandersville, Ga./North Carolina
12	Araion Bradshaw	G	5-6	Fr.	Boston, Mass./Tabor Academy
15	Tiffany Davis	G	5-7	Sr.	Houston Texas/Westbury Christian
21	Mikiah Herbert Harrigan	F	6-2	Fr.	Pembroke Pines, Fla./Flanagan
22	A'ja Wilson	F	6-5	Jr.	Hopkins, S.C./Heathwood Hall
35	Alexis Jennings*	F	6-2	Jr.	Madison, Ala./Kentucky
41	Alaina Coates	C	6-4	Sr.	Irmo, S.C./Dutch Fork
52	Tyasha Harris	G	5-10	Fr.	Noblesville, Ind./Heritage Christian

* indicates will sit out 2015-16 due to NCAA transfer rules

Head Coach: Dawn Staley

Assoc. Head Coach: Lisa Boyer; **Assistant Coaches:** Nikki McCray-Penson, Fred Chmiel

Director of Coaching Offensive Analytics: Melanie Balcomb

overall, Davis leads the SEC in 3-point field goal percentage (.390), and her 2.0 made 3s per game are fourth in the league.

The daughter of NBA veteran Antonio Davis established herself as an elite scorer in two seasons at Georgia Tech, where she became the fastest Yellow Jacket to 1,000 career points, needing just 52 games to hit the mark, and was a two-time First-Team All-ACC selection.

So far at South Carolina Davis has proven to be much more, showing the ability and willingness to play a variety of positions and roles. She is second on the team in assists at 2.7 per game and third in rebounding at 4.6 per contest.

Bronx Bomber

Junior point guard Bianca Cuevas-Moore continues to inject speed and scoring into the Gamecocks' offense. Showing her maturity both in earning a starting role earlier this season and in handling her new sixth-player role as a spark off the bench, Cuevas-Moore is balancing her blazing speed and instinct to attack with abandon against her improved communication and ability to set up her teammates. She has multiple assists in 11 games this season and has committed more than two turnovers just three times.

In SEC action, the 5-foot-6 powerhouse is third on the team in scoring at 14.6 points per game, which ranks 19th in the league, which also handing out 3.0 assist per conference contest to stand 13th in the SEC. Her .529 field goal percentage in league play ranks fifth, and her 60.0 percent 3-point accuracy is tied for the league best.

AP Top 25

(Week of 1/16)

1. Connecticut	16-0
2. Baylor	17-1
3. Maryland	17-1
4. Mississippi State	18-0
5. South Carolina	15-1
6. Notre Dame	16-2
7. Florida State	17-2
8. Washington	18-2
9. Louisville	16-4
10. Stanford	15-3
11. Oregon State	16-2
12. Texas	12-4
13. UCLA	13-4
14. Miami	14-4
15. Duke	15-3
16. Ohio State	15-5
17. Virginia Tech	15-1
18. Arizona State	13-4
19. DePaul	16-4
20. Oklahoma	14-4
21. NC State	14-5
22. Kansas State	14-4
23. South Florida	14-2
24. West Virginia	14-4
25. Texas A&M	14-4

USA Today Coaches Top 25

(Week of 1/16)

1. Connecticut	16-0
2. Baylor	17-1
3. Maryland	17-1
4. Mississippi State	18-0
5. South Carolina	15-1
6. Florida State	17-2
7. Washington	18-2
8. Louisville	16-4
9. Notre Dame	16-2
10. Stanford	15-3
11. UCLA	13-4
12. Oregon State	16-2
13. Ohio State	15-5
14. Texas	12-4
15. Miami	14-4
16. Virginia Tech	15-1
17. Duke	15-3
18. DePaul	16-4
19. Arizona State	13-4
20. Oklahoma	14-4
21. NC State	14-5
22. South Florida	14-2
23. West Virginia	14-4
24. Syracuse	13-6
25. Green Bay	15-2

South Carolina's Record When...

	vs. Ranked	SEC	All
Record.....	4-0	5-0	15-1
Playing a ranked opponent.....	4-0		4-0
Playing at home	1-0	2-0	8-0
Playing on the road	2-0	3-0	6-1
Playing at neutral site	1-0		1-0
Leading at half	3-0	5-0	14-0
Trailing at half	0-0		0-1
Tied at half	1-0		1-0
Playing an overtime game	0-0	0-0	0-0
0 players score in double figures	0-0		0-0
1 player scores in double figures	0-0		0-0
2 players score in double figures	0-0		0-0
3 players score in double figures	1-0	3-0	7-1
4 players score in double figures	2-0	2-0	5-0
5 players score in double figures	1-0		3-0
More than 5 players in double figures.....	0-0		0-0
Starters out-score opponent's starters	4-0	4-0	14-0
Opponent's starters score equal/more	0-0	1-0	1-1
Bench out-scores opponent's bench	1-0	4-0	9-0
Opponent's bench scores equal/more.....	3-0	1-0	6-1
No reserve scores in double figures	1-0	3-0	8-1
At least one reserve scores in double figures	2-0	2-0	7-0
More than one reserve scores in double figures... ..	0-0	0-0	0-0
Shooting 50% or better	0-0	3-0	6-0
Shooting between 40-49%	3-0	1-0	7-1
Shooting between 30-39%	1-0	1-0	2-0
Shooting less than 30%	0-0	0-0	0-0
Opponent shoots 50% or better.....	0-0	0-0	0-1
Opponent shoots between 40-49%	2-0	2-0	4-0
Opponent shoots between 30-39%	1-0	1-0	3-0
Opponent shoots less than 30%	1-0	2-0	8-0
Shooting better than opponent.....	4-0	4-0	14-0
Shooting worse than/equal to opponent	0-0	1-0	1-1
Having more FTs made than opponent	4-0	4-0	12-0
Having equal/less FTs made than opponent	0-0	1-0	3-1
Out-rebounding opponent	3-0	4-0	13-1
Having equal/less rebounds than opponent	1-0	1-0	2-0
Having fewer TOs than opponent.....	2-0	4-0	11-0
Having equal or more TOs than opponent.....	2-0	1-0	4-1
Attempting more FT than 3FG.....	4-0	4-0	12-0
Attempting equal/less FT than 3FG	0-0	1-0	3-1
Making 5 or more 3FGs.....	1-0	5-0	9-1
Making less than 5 3FGs.....	3-0	0-0	6-0
Making no 3 FGs	0-0	0-0	0-0
Attempting 15 or more 3FGs.....	1-0	4-0	8-1
Attempting less than 15 3FGs.....	3-0	1-0	7-0

	vs. Ranked	SEC	All
No South Carolina players foul out	3-0	3-0	10-1
One or more SC players foul out.....	1-0	2-0	5-0
No opposing players foul out.....	0-0	4-0	9-1
One or more opposing players foul out	4-0	1-0	6-0
Assist at least half of field goals made.....	2-0	3-0	11-1
Assist on at least 2/3 of field goals made.....	0-0	1-0	2-0
Assist on less than half of field goals made	2-0	2-0	4-0
Scoring more pts. in paint than opponent	4-0	4-0	14-0
Scoring equal/less pts. in paint than opp.	0-0	1-0	1-1
Scoring more pts. off TOs than opponent	3-0	4-0	13-0
Scoring equal/less pts. off TOs than opp.	2-0	1-0	3-1
Scoring more 2nd-chance pts.	3-0	3-0	11-0
Scoring equal/less 2nd-chance pts.....	1-0	2-0	4-1
Scoring more fast break pts.....	2-0	5-0	13-0
Scoring equal/less fast break pts.....	2-0	0-0	2-1
Wearing white uniforms.....	2-0	2-0	8-0
Wearing black uniforms	2-0	2-0	5-1
Wearing garnet uniforms.....	0-0	1-0	2-0
Wearing pink uniforms	0-0		0-0
Playing in November.....	2-0		5-0
Playing in December	2-0		5-1
Playing in January	0-0	5-0	5-0
Playing in February	0-0	0-0	0-0
Playing in March.....	0-0	0-0	0-0
Playing during the day.....	2-0	3-0	7-1
Playing at night	2-0	2-0	8-0
Playing on Sunday.....	2-0	3-0	7-1
Playing on Monday.....	1-0	0-0	2-0
Playing on Tuesday.....	0-0		1-0
Playing on Wednesday.....	0-0		1-0
Playing on Thursday.....	1-0	2-0	4-0
Playing on Friday	0-0		0-0
Playing on Saturday.....	0-0		0-0
Margin is less than 5 pts.	0-0	1-0	1-0
Margin is between 5-9.....	2-0	0-0	2-0
Margin is between 10-19.....	1-0	1-0	2-1
Margin is between 20-29.....	1-0	2-0	4-0
Margin is between 30-39.....	0-0	0-0	1-0
Margin is between 40-49.....	0-0	1-0	3-0
Margin is 50 pts. or more.....	0-0	0-0	2-0
Having a 20-pt. scorer.....	3-0	5-0	11-0
Having a 30-pt. scorer.....	2-0	0-0	2-0
Scoring 49 points or less.....	0-0	0-0	0-0
Scoring 50-59 points.....	0-0	0-0	0-0
Scoring 60-69 points.....	1-0	1-0	2-1
Scoring 70-79 points.....	1-0	1-0	4-0
Scoring 80-89 points.....	1-0	2-0	4-0
Scoring 90-99 points.....	1-0	1-0	5-0
Scoring 100 points or more.....	0-0	0-0	0-0

2016-17 Team High/Low - All Games

South Carolina Highs	South Carolina Lows	Category	Opponent Lows	Opponent Highs
98 vs. Minnesota, 12/11	63 at Duke, 12/4	Points in Game	30, at Savannah St., 12/21	80, at Ohio State, 11/14
64 (1st) vs. Saint Peter's, 11/22	26 (1st) vs. UCLA, 12/18	Points in a Half	12 (1st), at Savannah St., 12/21 12 (2nd), Hampton, 11/20	41 (2nd), at Ohio State, 11/14
37 (1st) vs. Saint Peter's, 11/22	6 (1st) vs. UCLA, 12/18	Points in a Quarter	4 (4th), Saint Peter's, 11/22 4 (4th), Hampton, 11/20	23 (4th), Georgia, 1/12
38 vs. Minnesota, 12/11	22 vs. Georgia, 1/12 22 vs. UCLA, 12/18 22 at Texas, 12/1	Field Goals Made	11, at Savannah St., 12/21	30, at Duke, 12/4
72 vs. Minnesota, 12/11	52 at Texas, 12/1	Field Goal Attempts	51, at Savannah St., 12/21	78, UCLA, 12/18
.569 (29-51) at LSU, 1/15	.333 (22-66) vs. UCLA, 12/18	FG Percentage	.216 (11-51), at Sav. St., 12/21	.500 (30-60), at Duke, 12/4
16 vs. Minnesota, 12/11	1 vs. UCLA, 12/18	3-Point FG Made	1, at LSU, 1/15	10, Minnesota, 12/11
33 vs. Minnesota, 12/11	3 vs. UCLA, 12/18	3-Point FG Attempts	6, at LSU, 1/15	27, UCLA, 12/18
.500 (14-28), at Auburn, 1/5	.154 (2-13) at Savannah St., 12/21	3-Point FG Percentage	.148 (4-27), UCLA, 12/18	.467 (7-15), Georgia, 1/12
30 at Texas, 12/1	3 at Auburn, 1/5	Free Throws Made	2, Saint Peter's, 11/22	17, Clemson, 12/15 17, at Ohio State, 11/14
41 at Ohio State, 11/14	4, at Auburn, 1/5	Free Throw Attempts	2, Saint Peter's, 11/22	24, at Ohio State, 11/14
.808 (21-26) at LSU, 1/15	.500 (8-16) at Savannah St., 12/21	FT Percentage	.500 (8-16), at LSU, 1/15 .500 (7-14), at Texas, 12/1	1.00 (5-5), at Sav. St., 12/21
54 vs. UCLA, 12/18	31 at LSU, 1/15	Rebounds	24, Saint Peter's, 11/22	47, UCLA, 12/18
29 vs. Minnesota, 12/11	5 at Texas, 12/1	Assists	3, at Savannah St., 12/21	19, vs. Georgia, 1/12
17 vs. Saint Peter's, 11/22	4 at Auburn, 1/5 4 vs. UCLA, 12/18	Steals	2, at Ohio State, 11/14	14, at Duke, 12/4
11 vs. Clemson, 12/15	3 at Duke, 12/4	Blocked Shots	1, at LSU, 1/15 1, at Auburn, 1/5 1, at Savannah St., 12/21 1, Saint Peter's, 11/22	9, at Texas, 12/1
19 at Duke, 12/4	9 vs. Hampton, 11/20	Turnovers	9, UCLA, 12/18	24, Hampton, 11/20
22 at Florida, 1/8	4 vs. Saint Peter's, 11/22	Fouls	9, at Savannah St., 12/21	29, at Texas, 12/1 29, at Ohio State, 11/14
22 at Ohio State, 11/14				

2016-17 Team High/Low - SEC Games Only

South Carolina Highs	South Carolina Lows	Category	Opponent Lows	Opponent Highs
93 vs. Alabama, 1/1	73 at Auburn, 1/5	Points in Game	45, Alabama, 1/1	63, Georgia, 1/12
52 (2nd) vs. Alabama, 1/1	30 (1st) vs. Georgia, 1/12	Points in a Half	22, at Auburn, 1/5 22, Alabama, 1/1	38, at Florida, 1/8
31 (3rd) vs. Alabama, 1/1	10 (2nd) vs. Georgia, 1/12	Points in a Quarter	5 (2nd), at Florida, 1/8	23 (4th), Georgia, 1/12
34 vs. Alabama, 1/1	22 vs. Georgia, 1/12	Field Goals Made	16, at Auburn, 1/5	26, at LSU, 1/15
69 at Florida, 1/8	51 at LSU, 1/15	Field Goal Attempts	57, Georgia, 1/12	63 at Florida, 1/8
.569 (29-51) at LSU, 1/15	.367 (22-60) vs. Georgia, 1/12	FG Percentage	.271 (16-59), Alabama, 1/1	.433 (26-60), at LSU, 1/15
14 at Auburn, 1/5	5 at LSU, 1/15	3-Point FG Made	1, at LSU, 1/15	7, Georgia, 1/12
28 at Auburn, 1/5	12 at LSU, 1/15	3-Point FG Attempts	6, at LSU, 1/15	18, at Auburn, 1/5
.500 (14-28) at Auburn, 1/5	.333 (6-18) vs. Georgia, 1/12 .333 (6-18) at Florida, 1/8	3-Point FG Percentage	.167 (1-6), at LSU, 1/15 .167 (3-18), at Auburn, 1/5	.467 (7-15), Georgia, 1/12
21 at LSU, 1/15	3 at Auburn, 1/17	Free Throws Made	8, at LSU, 1/15 8, Georgia, 1/12	12, at Florida, 1/8 12, at Auburn, 1/5
26 at LSU, 1/15	4 at Auburn, 1/5	Free Throw Attempts	12, Alabama, 1/1	20, at Florida, 1/8
26 vs. Alabama, 1/1				
.808 (21-26) at LSU, 1/15	.652 (15-23) at Florida, 1/8	FT Percentage	.500 (8-16), at LSU, 1/15	.800 (12-15), at Auburn, 1/17
48 at Florida, 1/8	31 at LSU, 1/15	Rebounds	27, Alabama, 1/1	42, at Florida, 1/8
20 at Auburn, 1/5	10 at Florida, 1/8	Assists	6, at Auburn, 1/5	19, Georgia, 1/12
13 vs. Georgia, 1/12	4 at Auburn, 1/5	Steals	4, vs. Georgia, 1/12 4, at Auburn, 1/5	8, at LSU, 1/15
13 at Florida, 1/8				
10 vs. Alabama, 1/1	1 vs. Georgia, 1/12	Blocked Shots	1, at LSU, 1/15 1, at Auburn, 1/5	4, Georgia, 1/12 4, Alabama, 1/1
16 at LSU, 1/15	11 vs. Georgia, 1/12	Turnovers	11, at Auburn, 1/5	22, at Florida, 1/8 22, Alabama, 1/1
22 at Florida, 1/8	14 vs. Georgia, 1/12	Fouls	11, at Auburn, 1/5	22, vs. Georgia, 1/12 22, at Florida, 1/8

2016-17 Individual Superlatives - All Games

Category	South Carolina	Opponent
Points in Game	37 by Kaela Davis at Ohio State, 11/14	29 by Rebecca Greenwell, at Duke, 12/4
Points in a Half	22 (2nd) by Kaela Davis at Ohio State, 11/14	18 (2nd) by Rebecca Greenwell, at Duke, 12/4
Points in a Quarter	19 (1st) by Kaela Davis at Auburn, 1/5	11 (3rd) by Haley Lorenzen, at Florida, 1/8 11 (4th) by Rebecca Greenwell, at Duke, 12/4
Field Goals Made	12 by A'ja Wilson at Texas, 12/1 12 by Alaina Coates vs. Hampton, 11/20	10 by Chloe Jackson, at LSU, 1/15
Field Goal Attempts	21 by Kaela Davis at Ohio State, 11/14	21 by Delicia Washington, at Florida, 1/8
FG Percentage	.889 (8-9) by Alaina Coates vs. Saint Peter's, 11/22	.750 (3-4) by Jazmine Jones, at Auburn, 1/5
3-Point FG Made	6 by Kaela Davis vs. Minnesota, 12/11	4 Rebecca Greenwell, at Duke, 12/4
3-Point FG Attempts	10 by Kaela Davis vs. Minnesota, 12/11	11 by Kelsey Mitchell, at Ohio State, 11/14
3-Point FG Percentage	1.00 (4-4) by Kaela Davis vs. Saint Peter's, 11/22	.750 (3-4) by Julie Brosseau, Maine, 11/21
Free Throws Made	14 by A'ja Wilson vs. Hampton, 11/20	8 by Nelly Perry, Clemson, 12/15
Free Throw Attempts	16 by Kaela Davis at Ohio State, 11/14	11 by Nelly Perry, Clemson, 12/15
FT Percentage	1.00 (14-14) by A'ja Wilson vs. Hampton, 11/20	1.000 (4-4) by Tiffany Lewis, at Auburn, 1/5
Rebounds	16 by Alaina Coates vs. Hampton, 11/20	22 by Monique Billings, UCLA, 12/18
Assists	7 by Bianca Cuevas-Moore, at Auburn, 1/5 7 by Allisha Gray, vs. Minnesota, 12/11	8 by Haley Clark, Georgia, 1/12
Steals	5 by Allisha Gray at Savannah State, 12/21 5 by Bianca Cuevas-Moore vs. Saint Peter's, 11/22	5 by Leaonna Odom, at Duke, 12/4
Blocked Shots	4 by Alaina Coates vs. Clemson, 12/15 4 by Alaina Coates vs. Minnesota, 12/11 4 by A'ja Wilson at Texas, 12/1 4 by A'ja Wilson vs. Maine, 11/21	6 by Kelsey Lang, at Texas, 12/1
Turnovers	5 by Allisha Gray at LSU, 1/15 5 by Allisha Gray at Auburn, 1/5 5 by Kaela Davis at Texas, 12/2 5 by A'ja Wilson vs. Louisville, 11/27 5 by Kaela Davis at Ohio State, 11/14 5 by Mikiah Herbert Harrigan at Ohio State, 11/14	6 by Kenyata Hendrix, at Savannah State, 12/21 6 by Lexie Brown, at Duke, 12/4 6 by Stephanie Mavunga, at Ohio State, 11/14

2016-17 Individual Superlatives - SEC Games Only

Category	South Carolina	Opponent
Points in Game	25 by Bianca Cuevas-Moore vs. Georgia, 1/12	24 by Chloe Jackson, at LSU, 1/15
Points in a Half	21 (2nd) by Kaela Davis at Auburn, 1/5	14 (1st) by Chloe Jackson, at LSU, 1/15 14 (2nd) by Caliya Robinson, Georgia, 1/12
Points in a Quarter	19 (1st) by Kaela Davis at Auburn, 1/5	11 (3rd) by Haley Lorenzen, at Florida, 1/8
Field Goals Made	9 by A'ja Wilson vs. Alabama, 1/1	10 by Chloe Jackson, at LSU, 1/15
Field Goal Attempts	18 by Kaela Davis at Auburn, 1/5	21 by Delicia Washington, at Florida, 1/8
FG Percentage	.875 (7-8) by Allisha Gray, at LSU, 1/15	.750 (3-4) by Jazmine Jones, at Auburn, 1/5
3-Point FG Made	5 by Bianca Cuevas-Moore at Auburn, 1/5	3 by Mackenzie Engram, Georgia, 1/12
3-Point FG Attempts	9 by Kaela Davis at Auburn, 1/5	5 by Chloe Jackson, at LSU, 1/15 5 by Mackenzie Engram, Georgia, 1/12 5 by Katie Frerking, at Auburn, 1/5 5 by Tiffany Lewis, at Auburn, 1/5 5 by Hannah Cook, Alabama, 1/1
3-Point FG Percentage	.833 (5-6) by Bianca Cuevas-Moore at Auburn, 1/5	.600 (3-5) by Mackenzie Engram, Georgia, 1/12
Free Throws Made	8 by Alaina Coates at LSU, 1/15	4 by Dyandria Anderson, at Florida, 1/8 4 by Tiffany Lewis, at Auburn, 1/5
Free Throw Attempts	11 by Alaina Coates at LSU, 1/15	6 by Haley Clark, Georgia, 1/12 6 by Dyandria Anderson, at Florida, 1/8
FT Percentage	1.000 (5-5) by Allisha Gray, at LSU, 1/15	1.000 (4-4) by Tiffany Lewis, at Auburn, 1/5
Rebounds	13 by Alaina Coates at Florida, 1/8	10 by Caliya Robinson, Georgia, 1/12
Assists	7 by Bianca Cuevas-Moore at Auburn, 1/5	8 by Haley Clark, Georgia, 1/12
Steals	4 by Tyasha Harris vs. Georgia, 1/12 4 by Allisha Gray, at Florida, 1/8	3 by Delicia Washington, at Florida, 1/8
Blocked Shots	4 by Mikiah Herbert Harrigan vs. Alabama, 1/1	2 by Caliya Robinson, Georgia, 1/12 2 by Ashley Knight, Alabama, 1/1
Turnovers	5 by Allisha Gray at LSU, 1/15 5 by Allisha Gray at Auburn, 1/5	5 by Alexis Hyder, at LSU, 1/15 5 by Delicia Washington, at Florida, 1/8 5 by Ronni Williams, at Florida, 1/8 5 by Jordan Lewis, Alabama, 1/1

Gamecock Career Highs

Araion Bradshaw

Pts 3, 3x, last at LSU, 1/15/17
FG 1, 4x, last at LSU, 1/15/17
FGA 4 at Savannah State, 12/21/16
FG % .333 (1-3) vs. Minnesota, 12/11/16
3FG 1, 3x, last at LSU, 1/15/17
3FGA 2, 2x, last at Savannah State, 12/21/16
FT 1 vs. Alabama, 1/1/17
FTA 2 vs. Alabama, 1/1/17
Reb 3 vs. Alabama, 1/1/17
Stl 2 vs. Hampton, 11/20/16
Asst 2, 2x, last vs. Alabama, 1/1/17
Min 15, 2x, last at Savannah State, 12/21/16

Doniyah Cliney

Pts 10 vs. Florida, 2/11/16
FG 3, 3x, last vs. Minnesota, 12/11/16
FGA 5, 2x, last vs. Minnesota, 12/11/16
FG % .750 (3-4) vs. Kentucky, 2/4/16
3FG 1, 6x, last at Auburn, 1/5/17
3FGA 2, 4x, last vs. Georgia, 2/18/16
FT 4 vs. UCLA, 12/18/16
FTA 6, 2x, last vs. UCLA, 12/18/16
FT % 1.000 (2-2) vs. Maine, 11/21/16
Reb 9 vs. Clemson, 12/15/16
Off Reb 4 vs. Minnesota, 12/11/16
Stl 3 vs. Georgia, 2/18/16
Asst 6 at Auburn, 1/5/17
Min 30 vs. Minnesota, 12/11/16

Alaina Coates

Pts 29 vs. Winthrop, 12/13/15
FG 13 vs. Winthrop, 12/13/15
FGA 16, 2x, last vs. Hampton, 11/20/16
FG % 1.000 (7-7) vs. SC St, 12/22/13
FT 11 at San Diego St., 11/23/13
FTA 15 at San Diego St., 11/23/13
FT % 1.000 (10-10) vs. North Carolina, 3/27/15
Reb 18 at Alabama, 2/22/16
Off Reb 8 vs. Auburn, 3/4/16
Def Reb 13, 3x, last vs. Maine, 11/21/16
Blk 10 vs. Winthrop, 12/13/15
Stl 4, 2x, last vs. Louisville, 11/27/16
Asst 6 at Texas A&M, 1/31/16
Min 38 at Texas A&M, 1/31/16

Bianca Cuevas-Moore

Pts 25 vs. Georgia, 1/12/17
FG 10 vs. Georgia, 1/12/17
FGA 17 vs. Georgia, 1/12/17
FG % .833 (5-6) at Hampton, 12/17/14
3FG 5 at Auburn, 1/5/17
3FGA 7 at Duke, 12/4/16
3FG % .833 (5-6) at Auburn, 1/5/17
FT 9 at Ole Miss, 2/1/15
FTA 11 at Ole Miss, 2/1/15
FT % 1.000 (5-5) vs. Syracuse, 3/22/15
Reb 6 at Alabama, 2/22/16
Off Reb 3 vs. Alabama, 1/29/15
Blk 2, 2x, last vs. UConn, 2/8/16
Stl 5, 2x, last vs. Saint Peter's, 11/22/16
Asst 7 at Auburn, 1/5/17
Min 36 vs. Georgia, 1/12/17

Kaela Davis

Pts 37 at Ohio State, 11/14/16
FG 10 at Ohio State, 11/14/16
FGA 21 at Ohio State, 11/14/16
FG % .714 (5-7) vs. Saint Peter's, 11/22/16
3FG 6 vs. Minnesota, 12/11/16
3FGA 10 vs. Minnesota, 12/11/16
3FG % 1.000 (4-4) vs. Saint Peter's, 11/22/16
FT 13 at Ohio State, 11/14/16
FTA 16 at Ohio State, 11/14/16
FT % 1.000 (4-4) at Texas, 12/1/16
Reb 10 at Ohio State, 11/14/16
Off Reb 3, 3x, last at Auburn, 1/5/17
Stl 3, 2x, last vs. Georgia, 1/12/17
Asst 5, 2x, last vs. Hampton, 11/20/16
Min 36 at Ohio State, 11/14/16

Tiffany Davis

Pts 11 vs. Ole Miss, 1/30/14
FG 3 vs. Savannah State, 12/28/13
FGA 6 vs. SC State, 12/22/13
FG % 1.000 (3-3) vs. Savannah State, 12/28/13
3FG 2, 3x, last vs. Ole Miss, 1/30/14
3FGA 5 vs. Winthrop, 12/20/13
3FG % 1.000 (2-2), 3x, last vs. Ole Miss, 1/30/14
FT 4 at Tennessee, 3/2/14
FTA 4 at Tennessee, 3/2/14
FT % 1.000 (4-4) at Tennessee, 3/2/14
Reb 6 at Arkansas, 1/2/14
Off Reb 2 vs. Arkansas, 1/2/14
Stl 5 vs. Elon, 11/9/12
Asst 3, 4x, last vs. SC State, 12/22/13
Min 30 at Arkansas, 1/2/14

Allisha Gray

Pts 24 at Ohio State, 11/14/16
FG 10 at Ohio State, 11/14/16
FGA 18 at Ohio State, 11/14/16
FG % .875 (7-8) at LSU, 1/15/17
3FG 4, 2x, last at Florida, 1/8/17
3FGA 10 vs. Minnesota, 12/11/16
3FG % 1.000 (2-2) at LSU, 1/15/17
FT 6 vs. Hampton, 11/20/16
FTA 7 vs. Hampton, 11/20/16
FT % 1.000 (5-5) at LSU, 1/15/17
Reb 8 vs. Saint Peter's, 11/22/16
Off Reb 4 at Duke, 12/4/16
Blk 3 at LSU, 1/15/17
Stl 5 at Savannah State, 12/21/16
Asst 7 vs. Minnesota, 12/11/16
Min 38 at Ohio State, 11/14/16

Tyasha Harris

Pts 11 vs. Georgia, 1/12/17
FG 5 at Savannah State, 12/21/16
FGA 9 at Savannah State, 12/21/16
FG % .600 (3-5), 3x, last vs. Alabama, 1/1/17
3FG 3, 2x, last vs. Georgia, 1/12/17
3FGA 7 vs. Georgia, 1/12/17
3FG % .750 (3-4) vs. Minnesota, 12/11/16
FT 6 at Texas, 12/1/16
FTA 8 at Texas, 12/1/16
FT % .750 (6-8) at Texas, 12/1/16
Reb 5 at Savannah State, 12/21/16
Stl 4 vs. Georgia, 1/12/17
Asst 6, 3x, last vs. Alabama, 1/1/17
Min 31 vs. Georgia, 1/12/17

Mikiah Herbert Harrigan

Pts 13 vs. Maine, 11/21/16
FG 5 vs. Maine, 11/21/16
FGA 11 vs. Saint Peter's, 11/22/16
FG % .625 (5-8) vs. Maine, 11/21/16
3FGA 2 vs. Saint Peter's, 11/22/16
FT 5 vs. Louisville, 11/27/16
FTA 5, 2x, last vs. Louisville, 11/27/16
FT % 1.000 (5-5) vs. Louisville, 11/27/16
Reb 8 vs. Maine, 11/21/16
Off Reb 4 vs. Hampton, 11/20/16
Def Reb 6 vs. Maine, 11/21/16
Blk 4 vs. Alabama, 1/1/17
Stl 2 vs. Saint Peter's, 11/22/16
Asst 2, 4x, vs. Minnesota, 12/11/16
Min 25, 2x, last vs. Georgia, 1/12/17

Victoria Patrick

Pts 4, 2x, last at Savannah State, 12/21/16
FG 1, 6x, last at Auburn, 1/5/17
FGA 5 vs. Hampton, 11/20/16
3FG 1, 6x, last at Auburn, 1/5/17
3FGA 4, 2x, last at Savannah State, 12/21/16
FT 1, 3x, last vs. Alabama, 1/1/17
FTA 3 at Savannah State, 12/21/16
Reb 2, 3x, last vs. Alabama, 1/1/17
Off Reb 1, 2x, last vs. Maine, 11/21/16
Stl 2 vs. Saint Peter's, 11/22/16
Asst 2 at Savannah State, 12/21/16
Min 15, 2x, last at Savannah State, 12/21/16

A'ja Wilson

Pts 31 at Texas, 12/1/16
FG 12 at Texas, 12/1/16
FGA 19, 2x, last vs. Texas A&M, 1/17/16
FG % .875 (7-8) vs. Maine, 11/21/16
FT 14 vs. Hampton, 11/20/16
FTA 15 vs. LSU, 2/12/15
FT % 1.000 (14-14) vs. Hampton, 11/20/16
Reb 19 at Kentucky, 3/1/15
Off Reb 7 at Alabama, 2/22/16
Def Reb 14 at Kentucky, 3/1/15
Blk 8, 2x, last vs. Texas A&M, 1/17/16
Stl 4 vs. Syracuse, 3/25/16
Asst 5 vs. Louisville, 11/27/16
Min 39 at Texas A&M, 1/31/16

The Last Time...

Individual

Scored 50 Points

South Carolina 51, Jocelyn Penn vs. Stetson, 1/4/03
Opponent Never

Scored 40 Points

South Carolina 51, Jocelyn Penn vs. Stetson, 1/4/03
Opponent 46, Cornelia Gayden, LSU, 1/14/95

Scored 30 Points

South Carolina 31, A'ja Wilson, at Texas, 12/1/16
Opponent 36, Kelsey Mitchell, Ohio State, 11/13/15

Grabbed 20 Rebounds

South Carolina 25, Kelsey Bone vs. Boston University, 12/28/09
Opponent 22, Monique Billings, UCLA, 12/18/16

Grabbed 15 Rebounds

South Carolina 16, Alaina Coates vs. Hampton, 11/20/16
Opponent 22, Monique Billings, UCLA, 12/18/16

Two Players with 20 or More Points

South Carolina Alaina Coates 24/Allisha Gray 21 at LSU, 1/15/17
Opponent Kelsey Mitchell 36/Ameryst Alston 23, Ohio State, 11/13/15

Two Players with 10 or More Rebounds

South Carolina Alaina Coates 13 / A'ja Wilson 13 at Florida, 1/8/17
Opponent Breanna Stewart 10/Gabby Williams 10, UConn, 2/8/16

Had 10 Assists

South Carolina 10, Tina Roy vs. Savannah State, 12/14/14
Opponent 11, Marneshia Richard, Mississippi State, 1/21/07

Had Five Steals

South Carolina 5, Allisha Gray at Savannah State, 12/21/16
Opponent 5, Leaonna Odom, at Duke, 12/4/16

Had Five Blocked Shots

South Carolina 5, A'ja Wilson at Ole Miss, 2/25/16
Opponent 6, Kelsey Lang, at Texas, 12/1/16

Had a Double-Double

South Carolina Alaina Coates (24 pts/11 rebs) at LSU, 1/15/17
Opponent Caliya Robinson (14 pts/10 rebs) vs. Georgia, 1/12/17

Two Players had a Double-Double

South Carolina Alaina Coates (14 pts/13 rebs)/A'ja Wilson (23 pts/13 rebs) at Florida, 1/8/17
Opponent Sheila Boykin (12 pts/12 rebs)/Danielle Ballard (16 pts/12 rebs), LSU, 2/12/15

Three Players had a Double-Double

South Carolina Ashley Bruner (16 pts/12 rebs)/Aleighsa Welch (16 pts/ 11 rebs)/Elem Ibiam (12 pts/10 rebs) vs. Kansas, 3/25/13
Opponent Merlakia Jones (26 pts/10 rebs)/Takilya Davis (19 pts/13 rebs)/DeLisha Milton (14 pts/15 rebs), at Florida, 2/20/94

Had a Triple-Double

South Carolina Alaina Coates (29 pts/16 rebs/10 blks) vs. Winthrop, 12/13/15
Opponent Never

Team

Scored 100 Points

South Carolina 102 at Alabama, 1/8/15
Opponent 103, Clemson, 11/21/03

Won by 30 or More Points

South Carolina 70-30 (40) at Savannah State, 12/21/16
Opponent 66-34 (32), Georgia, 3/4/11

Shot 65% or Better from the Field

South Carolina .652 (45-69) vs. East Tennessee State, 12/19/00
Opponent Never

Shot 60% or Better from the Field

South Carolina .612 (30-49) vs. Florida State, 3/29/15
Opponent .604 (29-48), Vanderbilt, 1/18/01

Shot 50% or Better from the Field

South Carolina .569 (29-51) at LSU, 1/15/17
Opponent .500 (30-60) at Duke, 12/4/16

No Players in Double-Figure Points

South Carolina at Auburn, 1/19/12
Opponent Arkansas, 1/3/16

Five Players in Double-Figure Points

South Carolina vs. Louisville, 11/27/16
Opponent Arkansas, 2/14/10

More Than Five Players in Double-Figure Points

South Carolina 6 vs. Syracuse, 3/22/15
Opponent 6 at Georgia, 2/13/03

Faced AP Top-25 Opponent

Win 66-57 vs. No. 9 UCLA, 12/18/16
Loss 72-80 vs. No. 14 Syracuse, 3/25/16

Faced AP Top-10 Opponent

Win 66-57 vs. No. 9 UCLA, 12/18/16
Loss 87-62 at No. 2 UConn, 2/9/15

Faced AP Top-5 Opponent

Win 83-59 vs. No. 4 Louisville, 11/27/16
Loss 87-62 at No. 2 UConn, 2/9/15

Faced AP No. 1 Team

Win Never
Loss 54-66 vs. No. 1 UConn, 2/8/16

Overtime Game

Win 58-55 vs. Drexel, 11/28/12
Loss 65-57 at Texas A&M, 1/16/14

Double-Overtime Game

Win 92-91 at Florida State, 2/4/91
Loss 92-94 at Clemson, 11/19/09

South Carolina Was Ranked (AP Poll)

No. 1 2/9/15
Top 5 No. 5, 1/16/17
Top 10 No. 6, 12/26/16
Top 25 No. 13, 12/30/13

South Carolina Single-Quarter Records

Italics indicates set in 2016-17

TEAM

Scoring

Most	Points
1. vs. <i>Saint Peter's</i> , 11/22/16, 1st qtr.	37
2. vs. Arkansas, 1/3/16, 2nd qtr.	35
3. vs. <i>Minnesota</i> , 12/11/16, 2nd qtr.	33
4. vs. <i>Hampton</i> , 11/20/16, 2nd qtr.	32
5. vs. Kentucky, 3/5/16, 4th qtr.	30
vs. Ohio State, 11/13/15, 1st qtr.	30

Fewest	Points
1. at Mississippi State, 1/24/16, 1st qtr.	7
2. vs. <i>Saint Peter's</i> , 11/22/16, 4th qtr.	8
vs. UConn, 2/8/16, 3rd qtr.	8
vs. UConn, 2/8/16, 1st qtr.	8
at Texas A&M, 1/31/16, 2nd qtr.	8
at Tennessee, 2/15/16, 1st qtr.	8
at Kentucky, 1/14/16, 1st qtr.	8

Fewest Allowed	Points
1. vs. <i>Saint Peter's</i> , 11/22/16, 4th qtr.	4
vs. <i>Hampton</i> , 11/20/16, 4th qtr.	4
vs. Georgia, 2/18/16, 2nd qtr.	4
4. vs. <i>Maine</i> , 11/21/16, 1st qtr.	5
vs. Auburn, 3/4/16, 2nd qtr.	5
at Ole Miss, 2/25/16, 2nd qtr.	5
at Auburn, 1/21/16, 2nd qtr.	5
vs. Missouri, 1/10/16, 1st qtr.	5

Most Allowed	Points
1. vs. Syracuse, 3/25/16, 4th qtr.	30
2. vs. Ohio State, 11/13/15, 1st qtr.	26
3. vs. Georgia, 2/18/16, 4th qtr.	24
vs. Missouri, 1/10/16, 4th qtr.	24
5. vs. <i>Georgia</i> , 1/12/17, 4th qtr.	23

Margin of Difference

Lead	Score	Margin
1. vs. Arkansas, 1/3/16, 2nd qtr.	35-9	+26
2. vs. <i>Saint Peter's</i> , 11/22/16, 1st qtr.	37-12	+25
3. at <i>Auburn</i> , 1/5/17, 1st qtr.	29-6	+23
4. vs. Arkansas, 1/3/16, 3rd qtr.	29-7	+22
5. vs. Winthrop, 12/13/15, 1st qtr.	26-7	+19
at Clemson, 11/18/15, 3rd qtr.	27-8	+19

Deficit	Score	Margin
1. vs. Syracuse, 3/25/16, 4th qtr.	16-30	-14
2. vs. UConn, 2/8/16, 3rd qtr.	8-19	-11
at Texas A&M, 1/31/16, 2nd qtr.	8-19	-11
4. vs. <i>Georgia</i> , 1/12/17, 2nd qtr.	10-20	-10
5. vs. UConn, 2/8/16, 1st qtr.	8-17	-9

Field Goals

Made	FGM
1. vs. <i>Saint Peter's</i> , 11/22/16, 1st qtr.	15
2. vs. Arkansas, 1/3/16, 2nd qtr.	14
3. vs. <i>Minnesota</i> , 12/11/16, 3rd qtr.	12
vs. <i>Minnesota</i> , 12/11/16, 2nd qtr.	12
vs. Ohio State, 11/13/15, 4th qtr.	12
vs. UNCG, 11/15/15, 3rd qtr.	12

Attempts	FGA
1. at <i>Auburn</i> , 1/5/17, 1st qtr.	22
2. vs. <i>Minnesota</i> , 12/11/16, 1st qtr.	21
vs. <i>Saint Peter's</i> , 11/22/16, 1st qtr.	21
vs. Kentucky, 3/5/16, 1st qtr.	21
vs. Ole Miss, 1/28/16, 1st qtr.	21
vs. Ohio State, 11/13/15, 4th qtr.	21

Highest Percentage	FGM-A	Pct
1. vs. Kentucky, 3/5/16, 4th qtr.	11-13	.846
2. vs. Hampton, 12/16/15, 3rd qtr.	8-10	.800
3. vs. LSU, 2/28/16, 2nd qtr.	7-9	.778
4. at Clemson, 11/18/15, 3rd qtr.	9-12	.750
5. vs. Arkansas, 1/3/16, 2nd qtr.	14-19	.737

Lowest Percentage	FGM-A	Pct
1. vs. <i>Georgia</i> , 1/12/17, 2nd qtr.	1-12	.083
2. vs. <i>UCLA</i> , 12/18/16, 1st qtr.	2-15	.133
3. vs. UConn, 2/8/16, 3rd qtr.	3-17	.176
4. vs. <i>Georgia</i> , 2/18/16, 1st qtr.	2-11	.182
at Mississippi State, 1/24/16, 1st qtr.	2-11	.182

Lowest %age Allowed	FGM-A	Pct
1. at <i>Florida</i> , 1/8/17, 2nd qtr.	1-14	.071
2. at <i>Auburn</i> , 1/5/17, 4th qtr.	1-12	.083
3. at Ole Miss, 2/25/16, 2nd qtr.	2-18	.111
vs. Missouri, 1/0/16, 1st qtr.	2-18	.111
5. vs. East Carolina, 12/20/15, 4th qtr.	2-17	.118

Highest %age Allowed	FGM-A	Pct
1. at <i>LSU</i> , 1/15/17, 2nd qtr.	9-12	.750
2. at Vanderbilt, 1/7/16, 2nd qtr.	8-13	.615
3. vs. <i>Georgia</i> , 1/12/17, 4th qtr.	9-15	.600
vs. Elon, 12/22/15, 3rd qtr.	6-10	.600
vs. Ole Miss, 1/28/16, 4th qtr.	9-15	.600

Rebounding

Total	Rebs
1. at <i>Ohio state</i> , 11/14/16, 1st qtr.	20
2. vs. <i>Clemson</i> , 12/15/16, 2nd qtr.	18
vs. Kansas State, 3/20/16, 3rd qtr.	18
at Alabama, 2/22/16, 4th qtr.	18
5. at <i>Florida</i> , 1/18/17, 2nd qtr.	17
vs. <i>Clemson</i> , 12/15/16, 4th qtr.	17
vs. <i>Louisville</i> , 11/27/16, 3rd qtr.	17
vs. <i>Hampton</i> , 11/20/16, 4th qtr.	17
vs. Ohio State, 11/13/15, 3rd qtr.	17

Margin	Rebs Margin	
1. at Alabama, 2/22/16, 4th qtr.	18-3	+15
2. vs. <i>Clemson</i> , 12/15/16, 2nd qtr.	18-4	+14
3. vs. <i>Saint Peter's</i> , 11/22/16, 1st qtr.	16-3	+13
vs. Hampton, 12/16/15, 4th qtr.	15-2	+13
5. at <i>Ohio State</i> , 11/14/16, 1st qtr.	20-9	+11
vs. Kansas State, 3/20/16, 3rd qtr.	18-7	+11
vs. Hampton, 12/16/15, 2nd qtr.	16-5	+11

INDIVIDUAL

Scoring

Most	Points
1. <i>Kaela Davis</i> at <i>Auburn</i> , 1/5/17, 1st qtr.	19
2. Tina Roy vs. Arkansas, 1/3/16, 3rd qtr.	15
3. <i>Kaela Davis</i> vs. <i>Minnesota</i> , 12/11/16, 2nd qtr.	14
Tina Roy vs. Syracuse, 3/25/16, 2nd qtr.	14
5. <i>Alaina Coates</i> vs. <i>Hampton</i> , 11/20/16, 2nd qtr.	12
Alaina Coates vs. Kentucky, 2/4/16, 4th qtr.	12
A'ja Wilson, vs. Duke, 12/6/15, 3rd qtr.	12
A'ja Wilson vs. Ohio State, 11/13/15, 4th qtr.	12

Rebounding

Most	Rebs
1. <i>Alaina Coates</i> vs. <i>Georgia</i> , 1/12/17, 1st qtr.	8
A'ja Wilson at <i>Florida</i> , 1/8/17, 2nd qtr.	8
A'ja Wilson vs. <i>UCLA</i> , 12/18/16, 4th qtr.	8
<i>Alaina Coates</i> vs. <i>Louisville</i> , 11/27/16, 3rd qtr.	8
<i>Alaina Coates</i> vs. <i>Hampton</i> , 11/20/16, 3rd qtr.	8
<i>Alaina Coates</i> vs. Ole Miss, 1/28/16, 2nd qtr.	8

Staley Era Team Records

Italics indicates set in 2016-17

Scoring

Most	Points
1. vs. Savannah State, 12/14/14	111
2. at Alabama, 1/8/15	102
3. vs. Clemson, 11/20/14	99
vs. Ole Miss, 1/30/14	99
vs. Charleston Southern, 11/9/13	99

Fewest	Points
1. at Stanford, 11/26/10	32
2. vs. Georgia, 3/4/11	34
3. vs. Mississippi State, 3/5/09	39
4. at Georgia, 1/13/13	40
5. at Mississippi State, 2/26/09	41

Fewest Allowed	Points
1. vs. South Carolina State, 12/14/11	21
2. vs. Presbyterian, 11/27/11	24
3. vs. NC Central, 12/1/14	26
vs. SC State, 12/22/13	26
5. vs. NC Central, 12/2/13	27

Most Allowed	Points
1. at Clemson, 11/19/09	94
2. vs. North Carolina, 12/20/09	93
3. at Connecticut, 2/9/15	87
4. vs. Xavier, 11/12/10	84
5. at Tennessee, 2/17/11	82
at Florida, 2/22/09	82

Margin of Outcome

Victory	Score	Margin
1. vs. Charleston Southern, 11/8/13	99-29	+70
2. vs. NC Central, 12/1/14	90-26	+64
3. vs. Savannah State, 12/14/14	111-49	+62
4. vs. Clemson, 11/20/14	99-41	+58
5. vs. <i>Saint Peter's</i> , 11/22/16	93-38	+55

Defeat	Score	Margin
1. at Stanford, 11/26/10	32-70	-38
2. vs. Georgia, 3/4/11	34-66	-32
3. vs. Stanford, 12/19/08	47-78	-31
4. at Penn State, 11/21/10	48-78	-30
5. vs. Connecticut, 12/28/08	48-77	-29

Field Goals

Made	FGM
1. vs. Charleston Southern, 11/8/13	39
2. vs. <i>Minnesota</i> , 12/11/16	38
vs. Savannah State, 12/14/14	38
vs. Clemson, 11/20/14	38
5. vs. <i>Saint Peter's</i> , 11/22/16	37
vs. Kentucky, 3/5/16	37
at Alabama, 1/8/15	37
vs. Central Michigan, 12/20/14	37

Attempts	FGA
1. vs. Penn State, 11/20/11	76
2. at Clemson, 11/19/09	74
3. vs. Tennessee, 1/20/11	73
4. vs. <i>Minnesota</i> , 12/11/16	72
vs. Central Michigan, 12/20/14	72
vs. Clemson, 11/20/14	72
vs. Kansas, 3/25/13	72

Highest Percentage (Min. 40 FGA)	FGM-A	Pct
1. vs. Savannah State, 3/20/15	34-53	.642
2. at Alabama, 1/8/15	37-58	.638
3. vs. Florida State, 3/29/15	30-49	.612
4. vs. Charleston Southern, 11/14/13	39-64	.609
5. vs. Ole Miss, 1/30/14	31-51	.608

Lowest Percentage (Min. 40 FGA)	FGM-A	Pct
1. at Stanford, 11/26/10	12-55	.218
2. vs. Georgia, 3/4/11	12-52	.231
3. at Florida, 1/20/13	15-64	.234
4. at Kentucky, 2/5/09	13-55	.236
5. at Georgia, 1/2/11	13-54	.241

Lowest %age Allowed (Min. 40 FGA)	FGM-A	Pct
1. vs. South Carolina State, 12/14/11	6-48	.125
2. vs. NC Central, 12/2/13	8-50	.160
3. vs. Charleston Southern, 11/8/13	10-54	.185
4. vs. Arkansas, 3/6/15	11-57	.193
vs. Hampton, 11/22/12	11-57	.193

Highest %age Allowed (Min. 40 FGA)	FGM-A	Pct
1. vs. Connecticut, 12/28/08	35-62	.565
vs. Florida, 1/9/11	26-46	.565
3. vs. Xavier, 11/12/10	34-61	.557
4. at Connecticut, 2/9/15	31-56	.554
5. at Kentucky, 1/13/11	30-55	.545

3-Point Field Goals

Made	3FGM
1. vs. <i>Minnesota</i> , 12/11/16	16
2. at Auburn, 1/5/17	14
3. vs. Kentucky, 3/5/16	12
4. vs. Arkansas, 1/3/16	11
at Alabama, 1/8/15	11

Attempts	3FGA
1. vs. <i>Minnesota</i> , 12/11/16	33
2. vs. Syracuse, 3/25/16	32
3. vs. Penn State, 11/20/11	29
4. at Auburn, 1/5/17	28
vs. College of Charleston, 11/14/13	28
vs. North Carolina, 12/19/10	28

Percentage (Min. 5 3FGA)	3FGM-A	Pct
1. vs. Oregon State, 3/25/14	4-6	.667
vs. Ole Miss, 1/30/14	4-6	.667
vs. Savannah State, 12/28/13	4-6	.667
vs. Western Carolina, 12/29/12	6-9	.667
at Alabama, 1/10/10	8-12	.667
vs. Charlotte, 12/21/08	8-12	.667

Free Throws

Made	FTM
1. vs. Savannah State, 12/14/14	34
vs. Oregon State, 3/25/14	34
3. vs. Missouri, 1/10/16	32
vs. Ole Miss, 1/30/14	32
at Mississippi State, 1/6/12	32

Attempts	FTA
1. at Mississippi State, 1/6/13	50
2. vs. Savannah State, 12/28/13	48
3. vs. Savannah State, 12/14/14	47
4. vs. Missouri, 2/2/14	46
5. vs. Seton Hall, 11/17/13	44
vs. South Carolina State, 12/21/12	44

Percentage (Min. 10 FTA)	FTM-A	Pct
1. vs. Alabama, 1/19/14	10-11	.909
2. vs. Auburn, 1/2/09	23-26	.885
3. at UCLA, 11/22/15	14-16	.875
vs. San Diego State, 11/28/09	14-16	.875
5. at Mississippi State, 2/6/14	20-23	.870

Rebounding

Total	Rebs
1. vs. College of Charleston, 11/14/13	62
2. at Florida, 1/20/13	59
3. at Alabama, 2/22/16	58
4. vs. Hampton, 11/22/12	57
5. vs. Savannah State, 12/14/14	56

Margin	Rebs	Margin
1. vs. Savannah State, 12/14/14	56-21	+35
2. vs. Hampton, 12/16/15	52-19	+33
3. at Alabama, 2/7/13	53-24	+29
4. at Alabama, 2/22/16	58-31	+28
vs. Hampton, 12/17/14	48-21	+27

Offensive	Off. Rebs
1. vs. Elon, 11/9/12	29
2. vs. College of Charleston, 11/23/11	27
3. vs. Kansas, 3/25/13	26
at Florida, 1/20/13	26
5. vs. Savannah State, 11/15/12	25
vs. Penn State, 11/20/11	25
at Penn State, 11/21/10	25

Turnovers

Fewest	TOs
1. at Tennessee, 2/2/12	4
2. vs. CSU Bakersfield, 11/28/15	5
at Clemson, 11/18/15	5
vs. Syracuse, 11/28/14	5
vs. Tennessee, 2/23/15	5
at Missouri, 2/28/13	5
vs. Georgia, 3/2/12	5
vs. Ole Miss, 3/3/11	5

Most	TOs
1. at Wake Forest, 12/3/08	32
2. at Ole Miss, 2/25/16	29
vs. Hampton, 11/22/12	29
vs. Kentucky, 1/15/12	29
4. at Kentucky, 1/13/11	28

Assists

1. vs. <i>Minnesota</i> , 12/11/16	29
2. vs. NC Central, 12/1/14	26
3. vs. Winthrop, 12/13/15	25
vs. UNCG, 11/15/15	25
vs. San Diego State, 11/23/14	25
vs. Clemson, 11/20/14	25
vs. Alabama, 1/19/14	25
vs. Charleston Southern, 11/8/13	25

Steals

1. vs. NC Central, 12/1/14	21
vs. Furman, 12/11/11	21
3. vs. San Diego State, 11/23/14	18
4. vs. <i>Saint Peter's</i> , 11/22/16	17
vs. Charleston Southern, 11/8/13	17

Blocked Shots

1. vs. Winthrop, 12/13/15	16
2. vs. Arkansas, 3/6/15	15
3. at Mississippi State, 2/6/14	14
vs. Kentucky, 1/9/14	14
5. at Kentucky, 3/1/15	12
vs. Charleston Southern, 11/8/13	12



Dawn Staley

Head Coach

9th Season at South Carolina Virginia, 1992

When three-time Olympic gold medalist Dawn Staley took the reins of the University of South Carolina women's basketball program on May 10, 2008, the Gamecocks' stature immediately rose not just in the Southeastern Conference but on the national stage as well. Building on a foundation of hard work, defensive effort and a "team first" mentality, South Carolina began to realize those expectations in 2011-12, and the program has continued to thrive as one of seven in the nation to be ranked in every Associated Press Top 25 poll since the start of the 2013-14 season. The Gamecocks boast five straight 25-win seasons, which include three SEC regular-season championships (2014, 2015, 2016), two SEC Tournament titles (2015, 2016), an NCAA Final Four appearance (2015) and three other Sweet 16 seasons (2012, 2014, 2016), the program's first ever No. 1 national ranking and a school-record 34 wins in 2014-15. Staley's success has united every demographic in the state of South Carolina as the Gamecocks' fan base tripled over a span of three seasons, and twice led the nation in home attendance (2014-15, 2015-16).

While her coaching career is blossoming, Staley is still recognized for her body of work as a one of the most decorated participants in United States women's basketball history. The Naismith Memorial Basketball Hall of Fame solidified her legacy with her enshrinement as part of the Class of 2013. The Phoenix Club of Philadelphia established the Dawn Staley Award recognizing the nation's top guard in women's Division I basketball in 2013 as well. Staley was inducted into the Women's Basketball Hall of Fame as part of the Class of 2012 and was one of the final nominees for induction to the U.S. Olympic Hall of Fame the same year. In the summer of 2011, the WNBA recognized her as one of the league's "Top 15," honoring the most influential players in the league's history.

Now in her 17th season as a head coach, Staley has amassed a 375-157 (.705) record, including her 203-77 (.725) slate in her ninth season at South Carolina. She has led her teams to seven 25-win seasons, a total of 13 postseason appearances (two WNIT) and 62 weeks in the Associated Press top 10, including 12 in the No. 1 spot. Also a force in USA Basketball, she has been the head coach of three gold medal teams – 2015 FIBA U19 World Championships, 2014 FIBA U18 Americas Championship, 2007 Pan Am Games – and served as an assistant on the Senior National Team 2006-08 and again from 2014 to present, helping the team to gold medals in the 2014 FIBA World Championship and the 2008 and 2016 Olympic Games.

In her ninth season at the helm of the Gamecocks, Staley has been named National Coach of the Year (2014, Basketball Times), a Naismith National Coach of the Year Finalist (2014, 2015, 2016), SEC Coach of the Year (2014, Coaches and AP; 2015, Coaches; 2016, Coaches and AP) and BCA Female Coach of the Year (2012). She became the fastest coach to 200 wins in program history, needing just 277 games at South Carolina to reach the plateau.

Under Staley's leadership, four Gamecocks have collected eight All-America selections, two have picked up three SEC Player of the Year honors, two have earned SEC Defensive Player of the Year recognition, one has been the SEC 6th Player of the Year and three were named SEC Freshman of the Year. She has coached 10 Gamecocks who earned All-SEC honors a combined 19 times, including nine first-team selections, and two Gamecocks have been selected in the WNBA Draft in the last two seasons, including 2016 selection Tiffany Mitchell who became the third first-round selection for South Carolina.

Coaching Highlights

College

- 11 NCAA Tournament Appearances (5 at South Carolina)
- 11 20-Win Seasons (5 at South Carolina)
- 4 Regular-Season Conference Titles (SEC 2014, 2015, 2016; A-10 2008)
- 6 Conference Tournament Titles (SEC 2015, 2016; A-10 2002, 2004, 2005, 2006)
- 3-time Naismith National Coach of the Year Finalist (2014, 2015, 2016)
- Basketball Times National Coach of the Year (2014)
- 4-time WBCA Region Coach of the Year (Region 3 2014, 2015, 2016; Region 1 2005)
- Five-time Conference Coach of the Year (SEC 2014, 2015, 2016; A-10 2004, 2005)

USA Basketball

- Senior National Team Asst. Coach (2006-08, 2014-16) – Rio Olympics gold medal (2016), FIBA World Championship gold medal (2014), Beijing Olympics gold medal (2008), FIBA Americas Championship gold medal (2007), FIBA World Championship bronze medal (2006)
- U19 National Team Head Coach – FIBA U19 World Championship gold medal (2015)
- U18 National Team Head Coach – FIBA U18 Americas Championship gold medal (2014)
- Pan Am Games Head Coach – Gold medal (2007)

Playing Highlights

U.S. Professional – 11 seasons

- Five-time WNBA All-Star (2001, 2002, 2003, 2005, 2006)
- Two-time ABL All-Star (1997, 1998)
- WNBA All-Decade Team

USA Basketball

- Olympic gold medalist (1996, 2000, 2004)
- Flag bearer for U.S. in Olympic Games Opening Ceremony (2004)
- Two-time USA Basketball Female Athlete of the Year (1994, 2004)

College – Virginia (1989-92)

- Kodak All-America (1990, 1991, 1992)
- Honda-Broderick Cup Award for Collegiate Female Athlete of the Year (1991)
- Two-time ACC Player of the Year (1991, 1992)
- NCAA Tournament MOP (1991)

Other Notables

- Naismith Memorial Basketball Hall of Fame, Class of 2013
- Order of the Palmetto Recipient (2013)
- Women's Basketball Hall of Fame, Class of 2012

Year-by-Year Coaching Record

Year	School	Record	Conf. Rec.	Conf. Finish	Postseason
2000-01	Temple	19-11	11-5	2nd East	WNIT
2001-02	Temple	20-11	12-4	2nd East	A-10 Tourn. Champ./NCAA 1st Round
2002-03	Temple	14-15	9-7	2nd East	
2003-04	Temple	21-10	14-2	1st East	A-10 Tourn. Champ./NCAA 1st Round
2004-05	Temple	28-4	16-0	1st East*	A-10 Tourn. Champ./NCAA 2nd Round
2005-06	Temple	24-8	12-4	3rd	A-10 Tourn. Champ./NCAA 1st Round
2006-07	Temple	25-8	13-1	2nd	NCAA 2nd Round
2007-08	Temple	21-13	12-2	T-1st	NCAA 1st Round
2008-09	South Carolina	10-18	2-12	11th	
2009-10	South Carolina	14-15	7-9	T-7th	
2010-11	South Carolina	18-15	8-8	T-5th	WNIT 2nd Round
2011-12	South Carolina	25-10	10-6	T-4th	NCAA Sweet 16
2012-13	South Carolina	25-8	11-5	T-4th	NCAA 2nd Round
2013-14	South Carolina	29-5	14-2	1st	NCAA Sweet 16
2014-15	South Carolina	34-3	15-1	T-1st	SEC Tourn. Champ./NCAA Final Four
2015-16	South Carolina	33-2	16-0	1st	SEC Tourn. Champ./NCAA Sweet 16
2016-17	South Carolina	15-1	5-0		
Career	17th season	375-157	187-68		
At SC	9th season	203-77	88-43		



ARAION BRADSHAW

#12

5-6 • Fr. • G • Boston, Mass. • Tabor Academy
Major: Civil Engineering

This Season's Highlights

- Played in 11 games, including three SEC contests – did not dress vs. Auburn due to ankle injury
- Matched her season high with 15 minutes at Savannah State (Dec. 21)

Prior to South Carolina

- Ranked as the No. 32 recruit overall and No. 10 guard in the Class of 2016
- Helped high school to back-to-back finals in the NEPSAC Class A Tournament
- Earned NEPSAC Class A East All-Star honors as a senior

Career Highs

Pts 3, 3x, last at LSU, 1/15/17
Rebs 3 vs. Alabama, 1/1/17
3FGs 1, 2x, last vs. Minnesota, 12/11/16
Stls 2 vs. Hampton, 11/20/16
Assts 2, 2x, last vs. Alabama, 1/1/17
Min. 15, 2x, last at Savannah St., 12/21/16

SEC Career Highs

Pts 3 at LSU, 1/15/17
Rebs 3 vs. Alabama, 1/1/17
3FGs 1 at LSU, 1/15/17
Stls
Assts 2 vs. Alabama, 1/1/17
Min. 6 vs. Alabama, 1/1/17

2016-17 Game-by-Game Stats

Opponent	Date	GS	MIN	FG-A	3FG-A	FT-A	Reb	A	TO	B	S	TP
at Ohio State	11/14	1	0-0	0-0	0-0	0	0	0	0	0	0	0
Hampton	11/20	10	0-0	0-0	0-0	1	1	0	0	2	0	0
Maine	11/21	9	0-1	0-0	0-0	0	1	1	0	0	0	0
Saint Peter's	11/22	15	1-1	1-1	0-0	0	1	1	0	0	3	0
vs. Louisville	11/27	4	0-1	0-0	0-0	0	0	0	0	0	0	0
at Texas	12/1											
at Duke	12/4											
Minnesota	12/11	12	1-3	1-2	0-0	2	2	2	0	1	3	0
Clemson	12/15	9	0-0	0-0	0-0	1	1	0	0	0	0	0
UCLA	12/18											
at Sav. State	12/21	15	1-4	0-2	0-0	1	1	0	0	1	2	0
Alabama	1/1	6	0-2	0-1	1-2	3	2	1	0	0	1	0
at Auburn	1/5											
at Florida	1/8	3	0-0	0-0	0-0	0	0	0	0	0	0	0
Georgia	1/12											
at LSU	1/15	4	1-1	1-1	0-0	1	0	2	0	0	3	0

Career Stats at South Carolina

Year	GP	GS	Min	Avg	FG	FGA	Pct	3FG	FGA	Pct	FT	FTA	Pct	Off	Def	Tot	Avg	PF	FO	A	TO	Blk	Stl	Pts	Avg
2016-17	11	0	88	8.0	4	13	.308	3	7	.429	1	2	.500	3	6	9	0.8	11	0	9	7	0	4	12	1.1



DONIYAH CLINEY

#4

6-0 • So. • G • Newark, N.J. • Shabazz
Major: Sociology

This Season's Highlights

- Played in every game with one start
- Led team in rebounding twice – Saint Peter's, at Savannah St.
- Picked up two of her three steals in final minute of the first quarter at LSU (Jan. 15) to help Gamecocks to nine-point lead
- Dished out three of her career-best six assists at Auburn (Jan. 5) in the fourth quarter
- Slowed down #9/9 UCLA's backcourt attack (Dec. 18) and netted the final four points of the second quarter to even the score and give the Gamecocks momentum heading into halftime
- Made an impact on the glass against Clemson (Dec. 15), grabbing a career-best nine boards, including three offensive ... netted a season-high seven points and came up with a steal and layup in transition to cap a pivotal 12-2 Gamecock run in the third quarter that put Carolina in control
- Was solid defensively in 20 minutes off the bench against #4/4 Louisville (Nov. 27)
- Tied for team lead in rebounds with eight against Saint Peter's (Nov. 22)

Career Summary

- Posted first career double-digit scoring game in first career start against #16/19 Florida (Feb. 11)
- Made her South Carolina debut at Vanderbilt (Jan. 7) after missing early season with hand injury

Miscellaneous

	Season	Career
10+ Points	0	1
Tm-High Rebs	2	2
Tm-High Assists	1	1

Career Highs

Pts	10 vs. Florida, 2/11/16
Rebs	9 vs. Clemson, 12/15/16
3FGs	1, 6x, last at Auburn, 1/5/17
Sdls	3, 2x, last at LSU, 1/15/17
Assts	6 at Auburn, 1/5/17
Min	30 vs. Minnesota, 12/11/16

Season Highs

Pts	7 vs. Clemson, 12/15
Rebs	9 vs. Clemson, 12/15
3FGs	1, 2x, last at Auburn, 1/5
Sdls	3 at LSU, 1/15
Assts	6 at Auburn, 1/5
Min	30 vs. Minnesota, 12/11

SEC Career Highs

Pts	10 vs. Florida, 2/11/16
Rebs	5 vs. Alabama, 1/1/17
3FGs	1, 4x, last at Auburn, 1/5/17
Sdls	3, 2x, last at LSU, 1/15/17
Assts	6 at Auburn, 1/5/17
Min	26 vs. Kentucky, 2/4/16

2016-17 Game-by-Game Stats

Opponent	Date	GS	MIN	FG-A	3FG-A	FTA	Reb	A	TO	B	S	TP
at Ohio State	11/14	13	0-2	0-0	0-0	1	0	0	0	0	0	0
Hampton	11/20	17	1-2	0-0	0-0	1	0	2	0	2	2	2
Maine	11/21	22	1-2	0-1	2-2	4	4	1	0	2	4	4
Saint Peter's	11/22	20	1-2	1-1	0-0	8	1	1	0	2	3	3
vs. Louisville	11/27	20	0-1	0-1	3-6	4	0	3	0	0	3	3
at Texas	12/1	4	0-0	0-0	0-0	0	0	0	0	0	0	0
at Duke	12/4	2	0-0	0-0	0-0	0	0	1	0	0	0	0
Minnesota	12/11	30	3-5	0-1	0-0	8	3	0	1	0	6	6
Clemson	12/15	19	2-4	0-0	3-5	9	1	1	0	1	7	7
UCLA	12/18	29	1-4	0-1	4-6	4	0	0	0	1	6	6
at Sav. State	12/21	21	1-2	0-0	1-2	7	0	2	0	1	3	3
Alabama	1/1	20	0-1	0-0	1-2	5	1	1	0	1	1	1
at Auburn	1/5	21	1-1	1-1	0-0	1	6	1	0	0	3	3
at Florida	1/8	15	0-1	0-1	1-2	1	0	1	0	1	1	1
Georgia	1/12	21	0-3	0-1	0-0	4	1	1	0	1	0	0
at LSU	1/15	23	1-3	0-1	1-2	1	0	1	0	3	3	3

Career Stats at South Carolina

Year	GP	GS	Min	Avg	FG	FGA	Pct	3FG	FGA	Pct	FT	FTA	Pct	Off	Def	Tot	Avg	PF	FO	A	TO	Blk	Stl	Pts	Avg
2014-15	— Did Not Play —																								
2015-16	20	3	219	11.0	20	47	.426	4	13	.308	18	27	.667	5	11	16	0.8	24	0	14	21	1	10	62	3.1
2016-17	16	1	297	18.6	12	33	.364	2	9	.222	16	27	.593	22	36	58	3.6	21	0	17	16	1	15	42	2.6
Career	36	4	516	14.3	32	80	.400	6	22	.273	34	54	.630	27	47	74	2.1	45	0	31	37	2	25	104	2.9



ALAINA COATES

#41

6-4 • Sr. • C • Irmo, S.C. • Dutch Fork
Major: Sociology

Career Highlights

Rated No. 9 player in the nation by espnW (2016-17)
Wooden Award Midseason Top 25 (2016-17)
Naismith Trophy Top 50 Preseason Watch List (2016-17)
Wade Watch List (2016-17)
Preseason All-America Second Team (espnW, Lindy's, Sporting News)
Preseason All-SEC First Team (Media, Coaches)
All-SEC First Team (2016 Coaches, AP)
Naismith Midseason Watch List (2015-16)
2016 NCAA Sioux Falls All-Regional Team

SEC All-Defensive Team (2016)
All-SEC 2nd Team (Coaches - 2014, 2015; AP - 2015)
2015 NCAA Greensboro Region MOP
2015 SEC All-Tournament Team
SEC Co-6th Player of the Year (2014 Coaches)
SEC Freshman of the Year (2014 Coaches, AP)
Freshman All-America First Team (2013-14 Full Court)
SEC All-Freshman Team (2014)
2015 Pan American Games, silver medal (USA)

Miscellaneous

	Season	Career
Triple-Double	0	1
Double-Double	11	53
20+ Points	3	15
10+ Points	12	84
10+ Rebounds	11	60
5+ Blocks	0	4
Tm-High Points	5	24
Tm-High Rebs.	12	70

This Season's Highlights

- Selected to be a team captain this season
- Three-time SEC Player of the Week (11/15-21, 11/22-28, 12/13-19); USBWA National Player of the Week (12-13/19)
- Tops the SEC and is third in the nation in field goal percentage ... is 18th nationally and third in the conference in rebounds ... comes in 17th in the SEC in scoring
- Netted 18 of her game-high 24 points in the first half at LSU (Jan. 15), going 8-of-11 from the line
- Showed great effort on the glass in the opening 10 minutes against Georgia (Jan. 12) with eight rebounds, which tied for the most in one quarter by a Gamecock in program history ... scored 10 of her 12 points in the first half
- Notched 50th career double-double in SEC opener against Alabama (Jan. 1), nearly hitting the mark by halftime after posting nine points and five boards in the first quarter
- Scored 11 of her game-high 20 points against #9/9 UCLA (Dec. 18) in the third quarter to fuel Carolina's game-changing 24-5 run that turned a first-half deficit into a double-digit lead late in the period
- Imposed her will in all aspects against Clemson (Dec. 15) – points, rebounds, assists, blocks – moving into second on South Carolina's all-time rebounding list with the last of her 10 boards
- Controlled the glass down the stretch against #14/15 Texas (Dec. 1) with seven second-half boards, the sixth of which gave her 1,000 for her career
- Matched a career high with four steals against #4/4 Louisville (Nov. 27), including one that led to a pivotal 3-point play for Carolina at the end of the first half

Career Highs

Pts	29 vs. Winthrop, 12/13/15
Rebs	18 at Alabama, 2/22/16
Blks	10 vs. Winthrop, 12/13/15
Stls	4, 2x, last vs. Louisville, 11/27/16
Assts	6 at Texas A&M, 1/31/16
Min	38 at Texas A&M, 1/31/16

Season Highs

Pts	28 vs. Hampton, 11/20
Rebs	16 vs. Hampton, 11/20
Blks	4, 2x, last vs. Clemson, 12/15
Stls	4 vs. Louisville, 11/27
Assts	3, 2x, last vs. Clemson, 12/15
Min	37 at Duke, 12/4

Career Summary

- Is third Gamecock all-time to amass 1,000 career points and 1,000 career rebounds and now stands second in program history in career boards

2016-17 Game-by-Game Stats

Opponent	Date	GS	MIN	FG-A	3FG-A	FT-A	Reb	A	TO	B	S	TP
at Ohio State	11/14	*	31	4-7	0-0	2-4	13	3	2	1	0	10
Hampton	11/20	*	24	12-16	0-0	4-7	16	1	0	2	1	28
Maine	11/21	*	22	6-7	0-0	0-1	14	0	0	1	1	12
Saint Peter's	11/22	*	19	8-9	0-0	0-2	7	2	0	1	1	16
vs. Louisville	11/27	*	31	5-9	0-0	7-9	14	1	3	1	4	17
at Texas	12/1	*	22	0-2	0-0	6-8	7	0	0	2	0	6
at Duke	12/4	*	37	3-7	0-0	2-2	5	2	2	2	1	8
Minnesota	12/11	*	25	7-8	0-0	2-3	11	2	3	4	1	16
Clemson	12/15	*	30	8-10	0-0	3-4	10	3	2	4	2	19
UCLA	12/18	*	24	5-10	0-0	10-13	14	0	1	1	0	20
at Sav. State	12/21	*	21	3-5	0-0	3-4	7	2	1	0	0	9
Alabama	1/1	*	23	8-10	0-0	3-4	11	1	1	2	3	19
at Auburn	1/5	*	30	2-2	0-0	1-2	6	0	1	2	1	5
at Florida	1/8	*	32	6-10	0-0	2-4	13	2	3	2	1	14
Georgia	1/12	*	30	4-7	0-0	4-6	11	1	0	0	2	12
at LSU	1/15	*	30	8-10	0-0	8-11	11	2	2	1	2	24

- Ranks second in school history in career rebounds, double-doubles and blocks
- Ranks first among active NCAA Division I players in career rebounds (1,100) and double-doubles (53), ranking fourth in career field goal percentage (.618)
- Holds career school records for defensive rebounds, rebounds in SEC play and double-doubles in SEC games

SEC Career Highs

Pts	27 vs. Kentucky, 2/4/16
Rebs	18 at Alabama, 2/22/16
Blks	5, 3x, last vs. Alabama, 1/29/15
Stls	4 at Tennessee, 2/15/16
Assts	6 at Texas A&M, 1/31/16
Min	38 at Texas A&M, 1/31/16

Career Stats at South Carolina

Year	GP	GS	Min	Avg	FG	FGA	Pct	3FG	FGA	Pct	FT	FTA	Pct	Off	Def	Tot	Avg	PF	FO	A	TO	Blk	Stl	Pts	Avg
2013-14	34	1	668	19.6	148	242	.612	0	0	—	121	185	.654	82	203	285	8.4	83	1	11	57	73	17	417	12.3
2014-15	36	5	760	21.1	141	251	.562	0	0	—	117	168	.696	99	186	285	7.9	62	0	28	50	53	19	399	11.1
2015-16	35	33	937	26.8	168	261	.644	0	0	—	89	159	.560	107	253	360	10.3	87	0	33	53	45	43	425	12.1
2016-17	16	16	431	26.9	89	129	.690	0	0	—	57	84	.679	58	112	170	10.6	31	0	22	21	26	20	235	14.7
Career	121	55	2796	23.1	546	883	.618	0	0	—	384	596	.644	346	754	1100	9.1	263	1	94	181	197	99	1476	12.2



BIANCA CUEVAS-MOORE

#1

5-6 • Jr. • Guard • Bronx, N.Y. • Nazareth Regional
Major: Criminal Justice

This Season's Highlights

- Started 11 of 16 games
- Tied for first in the SEC in 3-point field goal percentage (.600) in league play and is third in 3-pointers per game (2.4)... also in the top 15 in field goal percentage (7th), assist to turnover ratio (11th) and assists (T-13th)
- Has knocked down multiple 3-pointers in four of five SEC contests
- Connected on first three shots at LSU (Jan. 15) for team-high nine first-quarter points en route to 17 points to finish in double figures for the third time in league action
- Netted 17 of her career-high 25 points in the second half against Georgia (Jan. 12), including eight in a back-and-forth final period ... applied good defensive pressure on the perimeter to disrupt the Lady Bulldogs' offense
- Posted her best offensive showing of the season at Auburn (Jan. 5), knocking down at least one 3 in each quarter to for a career-high five en route to a season-high 19 points
- Hit 3 early in third quarter against Clemson (Dec. 15) to spark a 13-4 run that put the Gamecocks firmly in control
- Scored four of her nine points at Duke (Dec. 4) on transition layups during a 12-0 first-quarter run
- Matched her career high with five steals against Saint Peter's (Nov. 22) in just 16 minutes

Career Summary

- Has played in all but one game in her career
- Led team in assists three times in 2015-16
- Tied for school record with 37 games played in 2014-15

Miscellaneous

	Season	Career
20+ Points	1	3
10+ Points	4	20
5+ Assists	2	8
5+ Steals	1	2
Tm-High Points	1	4
Tm-High Assists	6	17

Career Highs

Pts	25 vs. Georgia, 1/12/17
Rebs	6 at Alabama, 2/22/16
3FGs	5 at Auburn, 1/5/17
Stls	5, 2x, last vs. Saint Peter's, 11/22/16
Assts	7 at Auburn, 1/5/17
Min	36 vs. Georgia, 1/12/17

Season Highs

Pts	25 vs. Georgia, 1/12
Rebs	5 vs. UCLA, 12/18
3FGs	5 at Auburn, 1/5
Stls	5 vs. Saint Peter's, 11/22
Assts	7 at Auburn, 1/5
Min	36 vs. Georgia, 1/12

SEC Career Highs

Pts	25 vs. Georgia, 1/12/17
Rebs	6 at Alabama, 2/11/16
3FGs	5 at Auburn, 1/5/17
Stls	5 vs. Missouri, 1/10/16
Assts	7 at Auburn, 1/5/17
Min	36 vs. Georgia, 1/12/17

2016-17 Game-by-Game Stats

Opponent	Date	GS	MIN	FG-A	3FG-A	FT-A	Reb	A	TO	B	S	TP
at Ohio State	11/14	*	22	3-7	0-2	3-4	2	2	1	0	3	9
Hampton	11/20	*	16	1-5	1-2	1-2	1	1	0	1	2	4
Maine	11/21	*	17	2-4	1-1	2-2	1	2	1	0	2	7
Saint Peter's	11/22	*	16	5-8	1-3	0-1	3	3	2	0	5	11
vs. Louisville	11/27	*	17	1-6	0-3	2-2	1	3	0	0	1	4
at Texas	12/1	*	19	2-9	0-1	3-4	0	2	1	0	2	7
at Duke	12/4	*	22	4-11	1-7	0-0	2	2	4	0	2	9
Minnesota	12/11		13	2-6	1-3	1-3	2	1	0	0	2	6
Clemson	12/15	*	26	1-3	1-3	1-2	2	4	2	1	1	4
UCLA	12/18	*	23	4-14	1-1	1-2	5	1	3	0	0	10
at Sav. State	12/21	*	19	1-4	1-2	0-0	3	5	0	0	2	3
Alabama	1/1		23	3-6	2-3	1-2	1	1	3	0	1	9
at Auburn	1/5		30	7-11	5-6	0-0	2	7	0	0	0	19
at Florida	1/8		23	1-6	1-3	0-0	2	1	2	0	2	3
Georgia	1/12		36	10-17	2-5	3-6	2	3	2	0	2	25
at LSU	1/15	*	34	6-11	2-3	3-4	2	3	2	0	2	17

Career Stats at South Carolina

Year	GP	GS	Min	Avg	FG	FGA	Pct	3FG	FGA	Pct	FT	FTA	Pct	Off	Def	Tot	Avg	PF	FO	A	TO	Blk	Stl	Pts	Avg
2014-15	37	0	536	14.5	74	200	.370	16	72	.222	45	58	.776	13	35	48	1.3	44	1	64	60	5	42	209	5.6
2015-16	34	1	615	18.1	78	207	.377	20	76	.263	50	66	.758	10	50	60	1.8	43	1	63	64	2	47	226	6.6
2016-17	16	11	356	22.3	53	128	.414	20	48	.417	21	34	.618	6	25	31	1.9	30	0	41	24	2	29	147	9.2
Career	87	12	1506	17.3	205	535	.383	56	196	.286	116	158	.734	29	110	139	1.6	117	1	168	148	9	118	582	6.7



KAELA DAVIS

#3

6-2 • Jr. • Guard • Suwanee, Ga. • Georgia Tech
Major: Integrated Technology

Career Highlights

Naismith Trophy Top 50 Preseason Watch List (2016-17) | 2012 FIBA 3x3 U18 World Champs., gold medal (USA)
 Two-time All-ACC (1st team, 2015; 2nd team, 2014) | 2011 FIBA U16 Americas Champs., gold medal (USA)
 2012 FIBA U17 World Championships, gold medal (USA)

This Season's Highlights

- Leads the SEC in 3-point field goal percentage ... is fourth in the league in 3s made per game (2.0)
- Ranks 23rd in the SEC with 13.1 points per game and is tied for 28th in scoring in league action
- Got hot early at Auburn (Jan. 5), scoring 13 of team's first 17 points en route to 19 first-quarter points that included five 3s in the opening 10 minutes ... first-quarter scoring was most by a Gamecock in one quarter in program history
- Reached double figures by halftime and finished with 16 points in her SEC debut against Alabama (Jan. 1)
- Caught fire from the 3-point line against Minnesota (Dec. 11), knocking down a career-best six 3s, including five in the first half
- Knocked down two timely 3-pointers in a back-and-forth third quarter against #14/15 Texas (Dec. 1) to finish in double figures for the fourth-straight game
- Scored team's first seven points in the opening 98 seconds against #4/4 Louisville (Nov. 27) and added back-to-back 3s early in the second half to eliminate any Cardinal comeback from the eight-point halftime deficit
- Brilliant Gamecock debut at #7/6 Ohio State (Nov. 14), stuffing the box score with 37 points – 11 in the second, third and fourth quarters each – 10 rebounds, five assists and three steals ... first Gamecock to score 30 or more points in a game since Ieasia Walker netted 30 against Clemson on Nov. 18, 2010, and the most ever by a Gamecock against a ranked opponent

Prior to South Carolina

- Two-time All-ACC selection in two seasons at Georgia Tech
- Fastest player in Georgia Tech history to 1,000 career points (52 games)
- Ranked as No. 1 guard and No. 2 overall recruit in 2013 class
- 2013 McDonald's and WBCA All-America
- Has three gold medals with USA Basketball – 2012 FIBA U17 World Championships, 2012 FIBA 3x3 U18 World Championships, 2011 FIBA Americas U16 Championship

Miscellaneous

	Season	Career
Double-Doubles	1	1
30+ Points	1	1
20+ Points	3	3
10+ Points	11	11
10+ Rebounds	1	1
5+ Assists	2	2
Tm-High Points	3	3
Tm-High Rebs	1	1
Tm-High Assists	5	5

Career Highs

Pts 37 at Ohio State, 11/14/16
Rebs..... 10 at Ohio State, 11/14/16
3FGs..... 6 vs. Minnesota, 12/11/16
Stls..... 3, 2x, last vs. Georgia, 1/12/17
Assts 5, 2x, last vs. Hampton, 11/20/16
Min..... 36 at Ohio State, 11/14/16

SEC Career Highs

Pts21 at Auburn, 1/5/17
Rebs.....6 at Florida, 1/8/17
3FGs.....5 at Auburn, 1/5/17
Stls.....3 vs. Georgia, 1/12/17
Assts 3 at LSU, 1/15/17
Min..... 28 at LSU, 1/15/17

2016-17 Game-by-Game Stats

Opponent	Date	GS	MIN	FG-A	3FG-A	FT-A	Reb	A	TO	B	S	TP
at Ohio State	11/14	*	36	10-21	4-6	13-16	10	5	5	0	3	37
Hampton	11/20	*	30	1-9	1-5	0-0	7	5	2	0	1	3
Maine	11/21	*	26	3-11	1-6	3-4	3	3	2	0	1	10
Saint Peter's	11/22	*	19	5-7	4-4	0-0	3	3	1	0	0	14
vs. Louisville	11/27	*	20	5-10	3-5	0-0	8	1	1	0	0	13
at Texas	12/1	*	34	3-6	2-4	4-4	3	1	5	0	2	12
at Duke	12/4	*	31	5-14	2-9	2-4	6	2	0	0	2	14
Minnesota	12/11		28	8-15	6-10	0-0	3	4	1	0	0	22
Clemson	12/15	*	28	6-16	2-7	3-4	3	4	3	0	0	17
UCLA	12/18	*	33	1-13	0-1	0-0	4	2	4	0	2	2
at Sav. State	12/21	*	21	3-9	0-3	0-0	4	3	1	0	2	6
Alabama	1/1	*	23	5-10	1-3	5-6	3	2	1	0	1	16
at Auburn	1/5	*	22	8-18	5-9	0-0	5	2	3	0	1	21
at Florida	1/8	*	25	4-16	1-5	1-1	6	1	3	0	2	10
Georgia	1/12	*	27	1-10	0-2	2-2	3	2	2	0	3	4
at LSU	1/15	*	28	2-7	0-3	4-4	2	3	2	0	1	8

Career Stats at South Carolina

Year	GP	GS	Min	Avg	FG	FGA	Pct	3FG	FGA	Pct	FT	FTA	Pct	Off	Def	Tot	Avg	PF	FO	A	TO	Blk	Stl	Pts	Avg
2016-17	16	15	431	26.9	70	192	.365	32	82	.390	37	45	.822	22	51	73	4.6	34	1	43	36	0	21	209	13.1



TIFFANY DAVIS

#15

5-7 • Sr. • Guard • Houston, Texas • Westbury Christian
Major: Psychology

This Season's Highlights

- Selected to be a team captain
- Has played in 10 games
- Was solid defensively playing five minutes in the pivotal second quarter against #4/4 Louisville (Nov. 27)

Career Summary

- Missed 2015-16 with knee injury suffered in September
- Missed the bulk of the 2012-13 season after suffering a knee injury
- Graduated in 2016 with bachelor's degree in retail management

Miscellaneous

	Season	Career
10+ Points	0	1
5+ Steals	0	1
Tm-High Points	0	0
Tm-High Assists	0	0

Career Highs

Pts	11 vs. Ole Miss, 1/30/14
3FGs	2, 3x, last vs. Ole Miss, 1/30/14
Rebs	6 at Arkansas, 1/2/14
Stls	5 vs. Elon, 11/9/12
Assts	3, 4x, last vs. SC State, 12/22/13
Min	30 at Arkansas, 1/2/14

Season Highs

Pts	4 vs. Hampton, 11/20
3FGs	1 vs. Alabama, 1/1
Rebs	3 vs. Saint Peter's, 11/22
Stls	1 vs. Saint Peter's, 11/22
Assts	1, 2x, last vs. Saint Peter's, 11/22
Min	17 vs. Saint Peter's, 11/22

SEC Career Highs

Pts	11 vs. Ole Miss, 1/30/14
Rebs	6 at Arkansas, 2/11/16
3FGs	2 vs. Ole Miss, 1/30/14
Stls	
Assts	2, 4x, last at LSU, 1/4/15
Min	30 at Arkansas, 1/2/14

2016-17 Game-by-Game Stats

Opponent	Date	GS	MIN	FG-A	3FG-A	FT-A	Reb	A	TO	B	S	TP
at Ohio State	11/14		1	0-0	0-0	0-0	0	0	0	0	0	0
Hampton	11/20		13	1-3	0-1	2-3	2	0	0	0	0	4
Maine	11/21		10	1-2	0-1	0-0	2	1	1	0	0	2
Saint Peter's	11/22		17	0-3	0-2	0-0	3	1	1	0	1	0
vs. Louisville	11/27		9	0-1	0-1	1-2	2	0	0	0	0	1
at Texas	12/1											
at Duke	12/4		3	0-0	0-0	0-0	1	0	2	0	0	0
Minnesota	12/11		7	0-2	0-2	0-0	1	0	0	1	0	0
Clemson	12/15		4	0-2	0-1	0-0	0	0	0	0	0	0
UCLA	12/18											
at Sav. State	12/21											
Alabama	1/1		8	1-1	1-1	0-0	0	0	0	0	0	3
at Auburn	1/5		3	0-1	0-1	0-0	0	0	0	0	0	0
at Florida	1/8											
Georgia	1/12											
at LSU	1/15											

Career Stats at South Carolina

Year	GP	GS	Min	Avg	FG	FGA	Pct	3FG	FGA	Pct	FT	FTA	Pct	Off	Def	Tot	Avg	PF	FO	A	TO	Blk	Stl	Pts	Avg
2012-13	3	0	40	13.3	4	8	.500	1	4	.250	3	4	.750	1	3	4	1.3	2	0	4	2	0	5	12	4.0
2013-14	32	7	356	11.1	23	59	.390	12	30	.400	19	26	.731	5	27	32	1.0	29	0	29	40	1	4	77	2.4
2014-15	16	0	84	5.3	6	16	.375	5	13	.385	6	9	.667	5	13	18	1.1	5	0	7	9	0	0	23	1.4
2016-17	10	0	75	7.5	3	15	.200	1	10	.100	3	5	.600	2	9	11	1.1	1	0	2	4	1	1	10	1.0
Career	61	7	555	9.1	36	98	.367	19	57	.333	31	44	.705	13	52	65	1.1	37	0	42	55	2	10	122	2.0



ALLISHA GRAY

#10

6-0 • Jr. • Guard • Sandersville, Ga. • North Carolina
Major: Broadcasting

Career Highlights

Naismith Trophy Top 50 Preseason Watch List (2016-17) | WBCA Honorable Mention All-America (2015)
 First-Team All-ACC (2015) | Full Court Freshman All-America Second Team (2014)

This Season's Highlights

- Started every game this season, finishing in double figures in all but four contests
- Leads the team in assists (2.8) and ranks 22nd in the SEC in scoring
- Has gone 14-of-15 (.933) from the line in league play to rank second in the conference ... listed in the top 15 in 3s per game (T-6th) and steals (T-15th) in SEC action
- Second on team in points and rebounds at LSU (Jan. 15) battling in the forward spot while blocking a career-best three shots ... became the second Gamecock this season to pair a 20-point game with at least three blocks
- Grabbed the biggest rebound of her seven against Georgia (Jan. 12) off a missed Lady Bulldog free throw with three seconds left then hit the resulting two free throws to stretch the Gamecock lead to three ... six of her seven rebounds and 11 of her 14 points came in the second half
- Found her shooting stroke in the early going at Florida (Jan. 8) with four first-half 3-pointers, the third of which opened the scoring in Carolina's dominant second quarter
- Paced the defensive effort at Savannah State (Dec. 21) with career highs in steals (5) and blocks (2) ... added 12 points and four assists on the offensive end
- Converted two crucial 3-point plays from the left block against #9/9 UCLA (Dec. 18), the second of which pushed Carolina's lead back to double-digits early in the fourth quarter
- Triggered South Carolina's 3-point shooting outburst against Minnesota (Dec. 11), connecting on two early 3s to help open the contest on a 15-0 run ... finished with 18 points in just 19 minutes of action and boasted career bests with four 3-pointers and a game-high seven assists
- Tallied 11 of her game-high 17 points in the third quarter against #4/4 Louisville (Nov. 27), including six during the period-opening 16-5 run to help end any threat of a Cardinal comeback
- Crafty scorer with 24 points at #7/6 Ohio State (Nov. 14) in Gamecock debut, including five as part of 10-0 run early in fourth quarter to stop end Buckeyes' comeback hopes

Prior to South Carolina

- Played two seasons at North Carolina, amassing over 1,000 career points in that time
- 2015 First-Team All-ACC and WBCA All-Region
- Ranked as No. 4 guard and No. 7 overall recruit in 2013 class
- Three-time Georgia state player of the year (2010-12)

2016-17 Game-by-Game Stats

Opponent	Date	GS	MIN	FG-A	3FG-A	FT-A	Reb	A	TO	B	S	TP
at Ohio State	11/14	*	38	10-18	0-3	4-8	7	3	0	0	2	24
Hampton	11/20	*	24	4-9	2-7	6-7	1	4	0	0	2	16
Maine	11/21	*	22	5-9	0-1	0-0	3	3	2	0	0	10
Saint Peter's	11/22	*	19	4-7	1-4	4-5	8	5	1	1	1	13
vs. Louisville	11/27	*	22	7-12	2-5	1-1	3	0	0	0	0	17
at Texas	12/1	*	35	2-7	0-1	4-4	4	0	3	0	0	8
at Duke	12/4	*	37	4-9	2-6	1-2	6	6	2	0	1	11
Minnesota	12/11	*	19	7-13	4-10	0-0	5	7	1	0	2	18
Clemson	12/15	*	27	3-10	1-3	1-2	2	1	0	2	2	8
UCLA	12/18	*	23	4-6	0-0	3-5	3	2	0	0	0	11
at Sav. State	12/21	*	21	6-10	0-1	0-1	4	4	1	2	5	12
Alabama	1/1	*	18	2-8	1-4	2-2	2	2	1	1	1	7
at Auburn	1/5	*	23	2-7	1-5	0-0	4	2	5	0	0	5
at Florida	1/8	*	27	6-10	4-7	2-2	6	2	0	1	4	18
Georgia	1/12	*	26	4-11	1-3	5-6	7	1	1	0	1	14
at LSU	1/15	*	31	7-8	2-2	5-5	5	2	5	3	2	21

Career Stats at South Carolina

Year	GP	GS	Min	Avg	FG	FGA	Pct	3FG	FGA	Pct	FT	FTA	Pct	Off	Def	Tot	Avg	PF	FO	A	TO	Blk	Stl	Pts	Avg
2016-17	16	16	412	25.8	77	154	.500	21	62	.339	38	50	.760	27	43	70	4.4	33	1	44	22	10	23	213	13.3

Miscellaneous

	Season	Career
20+ Points	2	2
10+ Points	12	12
5+ Assists	3	3
Tm-High Points	1	1
Tm-High Assists	5	5

Career Highs

Pts24	at Ohio State, 11/14/16
Rebs8	vs. Saint Peter's, 11/22/16
3FGs4, 2x,	last at Florida, 1/8/17
Stls5	at Savannah St., 12/21/16
Assts7	vs. Minnesota, 12/11/16
Min38	at Ohio State, 11/14/16

SEC Career Highs

Pts21	at LSU, 1/15/17
Rebs7	vs. Georgia, 1/12/17
3FGs4	at Florida, 1/8/17
Stls4	at Florida, 1/8/17
Assts2, 4x,	last at LSU, 1/15/17
Min31	at LSU, 1/15/17



TYASHA HARRIS

#52

5-10 • Fr. • Guard • Noblesville, Ind. • Heritage Christian
Major: Sports Management

This Season's Highlights

- Has six starts, moving into the full-time role at the start of SEC play
- In six games started, averaged 7.1 points on 45.7 percent shooting, to go with 3.7 assists and 1.7 steals
- Impacted the game on both ends of the floor against Georgia (Jan. 12) with career highs in points (11) and steals (4) ... connected on three 3s, including one from the right corner that answered a Georgia 3-pointer and sparked a pivotal 7-1 Gamecock run in the fourth quarter
- Jump-started Carolina's 12-2 run to open the game against Alabama (Jan. 1) with a 3-pointer in the first minute and four of her career-high six assists in the first half
- Impressed against Minnesota (Dec. 11) in first career start with nine points and three 3-pointers, including the first basket of the game that sparked a 15-0 run ... facilitated the offense in the opening two quarters, matching her career high in assists (6) by the half
- Played a great all-around game against #14/15 Texas (Dec. 1) in a career-high 30 minutes of action, notching three steals and reaching double figures (10) for the first time ... netted four-straight points late in the fourth quarter to put the game out of the Longhorns' reach
- Drew the second-half start against #4/4 Louisville (Nov. 27), logging 14 of her 29 minutes during the half and dishing out five of her career-high six assists in that time

Prior to South Carolina

- Ranked as the No. 27 recruit overall and the No. 8 point guard in the 2016 Class
- Finalist for Indiana's Miss Basketball award
- Helped Heritage Christian to three straight state titles, including the 2016 championship in the program's first season in Class 3A
- Is her high school's all-time top scorer with 2,004 career points, also holding school record in steals (487) and ranking third in assists (426)
- Earned gold medal with USA Basketball in 2016 FIBA Americas U18 Championship

Miscellaneous

	Season	Career
10+ Points	3	3
5+ Assists	3	3
Tm-High Points	0	0
Tm-High Assists	5	5

Career Highs

Pts	11 vs. Georgia, 1/12/17
Rebs	5 at Savannah St., 12/21/16
Stls	4 vs. Georgia, 1/12/17
Assts	6, 3x, last vs. Alabama, 1/1/17
Min	31 vs. Georgia, 1/12/17

SEC Career Highs

Pts	11 vs. Georgia, 1/12/17
Rebs	4, 2x, last at LSU, 1/15/17
Stls	4 vs. Georgia, 1/12/17
Assts	6 vs. Alabama, 1/1/17
Min	31 vs. Georgia, 1/12/17

2016-17 Game-by-Game Stats

Opponent	Date	GS	MIN	FG-A	3FG-A	FT-A	Reb	A	TO	B	S	TP
at Ohio State	11/14		19	1-4	0-0	1-2	0	3	1	0	0	3
Hampton	11/20		16	1-4	1-3	0-0	2	2	0	1	0	3
Maine	11/21		19	2-4	0-1	0-0	2	3	2	0	1	4
Saint Peter's	11/22		14	3-5	1-3	0-0	0	1	2	1	0	7
vs. Louisville	11/27		29	0-3	0-2	0-0	0	6	1	0	0	0
at Texas	12/1		30	2-6	0-4	6-8	1	0	0	0	3	10
at Duke	12/4		25	1-2	1-1	0-0	1	1	4	0	0	3
Minnesota	12/11	*	21	3-5	3-4	0-0	1	6	3	0	0	9
Clemson	12/15		7	0-0	0-0	0-0	1	0	2	0	0	0
UCLA	12/18		19	1-2	0-0	0-2	1	1	1	0	0	2
at Sav. State	12/21		22	5-9	0-1	0-0	5	1	0	0	0	10
Alabama	1/1	*	25	3-5	1-3	0-0	1	6	1	1	1	7
at Auburn	1/5	*	23	2-5	1-3	0-0	3	2	2	0	1	5
at Florida	1/8	*	29	2-5	0-2	1-2	2	2	2	0	2	5
Georgia	1/12	*	31	3-8	3-7	2-2	4	3	2	0	4	11
at LSU	1/15	*	29	3-7	0-2	0-0	4	3	2	0	2	6

Career Stats at South Carolina

Year	GP	GS	Min	Avg	FG	FGA	Pct	3FG	FGA	Pct	FT	FTA	Pct	Off	Def	Tot	Avg	PF	FO	A	TO	Blk	Stl	Pts	Avg
2016-17	16	6	358	22.4	32	74	.432	11	36	.306	10	16	.625	3	25	28	1.8	19	0	40	25	3	14	85	5.3



MIKIAH HERBERT HARRIGAN #21

6-2 • Fr. • Forward • Pembroke Pines, Fla./Flanagan
Major: Criminal Justice

This Season's Highlights

- Providing good minutes in every game this season
- Tied for fourth on the team in rebounding average
- Ranks 10th in the SEC with 1.3 bpg on the season
- Drew first career start against Georgia (Jan. 12), stepping into the lineup for the injured A'ja Wilson
- Protected the rim in the second half in her SEC debut against Alabama (Jan. 1) with four blocks in the final 20 minutes, including one on back-to-back Crimson Tide possessions late in the contest
- Contributed timely blocks against #9/9 UCLA (Dec. 18), denying a last-second Bruin field goal at the end of the first half before recording blocks on back-to-back possessions during Carolina's key third-quarter run
- Netted five of her 11 points against #4/4 Louisville (Nov. 27) in the final 1:24 of the first half to send the Gamecocks into the locker room with an eight-point lead they would not relinquish

Prior to South Carolina

- Ranked as the No. 12 forward in the 2016 Class
- Helped team to four district championships
- Named 2016 8A Player of the Year by the Florida Basketball Coaches Association (FBCA)
- Was a two-time FBCA All-State selection

Miscellaneous

	Season	Career
10+ Points	2	2
10+ Rebounds	0	0
Tm-High Points	0	0
Tm-High Rebs	0	0

Career Highs

Pts	13 vs. Maine, 11/21/16
Rebs	8 vs. Maine, 11/21/16
Blks	4 vs. Alabama, 1/1/17
Stls	2 vs. Saint Peter's, 11/22/16
Min	25 vs. Saint Peter's, 11/22/16

SEC Career Highs

Pts	7 at Florida, 1/8/17
Rebs	5 vs. Alabama, 1/1/17
Blks	4 vs. Alabama, 1/1/17
Stls	1 vs. Alabama, 1/1/17
Min	24 vs. Georgia, 1/12/17

2016-17 Game-by-Game Stats

Opponent	Date	GS	MIN	FG-A	3FG-A	FT-A	Reb	A	TO	B	S	TP
at Ohio State	11/14		22	2-2	0-0	0-1	5	0	5	1	1	4
Hampton	11/20		17	4-9	0-0	0-0	7	2	0	2	1	8
Maine	11/21		24	5-8	0-0	3-5	8	2	0	0	0	13
Saint Peter's	11/22		25	4-11	0-2	1-2	4	0	2	2	2	9
vs. Louisville	11/27		17	3-5	0-0	5-5	2	1	0	1	1	11
at Texas	12/1		18	1-4	0-0	0-1	4	2	0	0	0	2
at Duke	12/4		8	0-0	0-0	0-0	3	1	0	0	0	0
Minnesota	12/11		17	1-4	0-0	3-4	3	2	1	0	1	5
Clemson	12/15		15	2-4	0-0	4-4	5	0	2	2	0	8
UCLA	12/18		23	1-3	0-0	0-0	7	0	2	3	1	2
at Sav. State	12/21		22	1-5	0-0	1-2	6	0	3	3	0	3
Alabama	1/1		20	2-6	0-0	0-0	5	1	2	4	1	4
at Auburn	1/5		15	1-2	0-0	0-0	4	0	1	2	0	2
at Florida	1/8		16	3-7	0-0	1-2	3	0	1	0	0	7
Georgia	1/12	*	24	0-4	0-0	0-0	2	0	3	0	0	0
at LSU	1/15		10	1-3	0-0	0-0	2	0	0	0	0	2

Career Stats at South Carolina

Year	GP	GS	Min	Avg	FG	FGA	Pct	3FG	FGA	Pct	FT	FTA	Pct	Off	Def	Tot	Avg	PF	FO	A	TO	Blk	Stl	Pts	Avg
2016-17	16	1	294	18.4	31	77	.403	0	2	.000	18	26	.692	24	46	70	4.4	25	2	11	22	20	8	80	5.0



VICTORIA PATRICK

#0

5-9 • Fr. • Guard • Orlando, Fla. • Edgewater
Major: Biology

This Season's Highlights

- Played in 13 games this season
- Matched her season high with 15 minutes at Savannah State (Dec. 21)

Prior to South Carolina

- Ranked as the No. 25 guard in the Class of 2016
- Helped team to 2014 state championship
- Earned First-Team All-Metro West and All-Area honors from the *Orlando Sentinel* in 2016
- Led team with 15.8 points per game as a senior, helping team to state semifinals

Career Highs

Pts 4, 2x, last at Savannah St., 12/21/16
Rebs..... 2, 3x, last vs. Alabama, 1/1/17
3FGs..... 1, 6x, last at Auburn, 1/5/17
Stls..... 2 vs. Saint Peter's, 11/22/16
Min. 15, 2x, last at Savannah St., 12/21/16

SEC Career Highs

Pts 3, 2x, last at Auburn, 1/5/17
Rebs..... 2 vs. Alabama, 1/1/17
3FGs..... 1 at Auburn, 1/5/17
Stls..... 1 vs. Alabama, 1/1/17
Min..... 11 at LSU, 1/15/17

2016-17 Game-by-Game Stats

Opponent	Date	GS	MIN	FG-A	3FG-A	FT-A	Reb	A	TO	B	S	TP
at Ohio State	11/14		1	0-0	0-0	0-0	0	0	0	0	0	0
Hampton	11/20		11	1-5	1-3	1-2	2	1	1	0	0	4
Maine	11/21		10	1-3	1-3	0-0	1	0	0	0	0	3
Saint Peter's	11/22		15	1-4	1-4	0-0	0	1	1	0	2	3
vs. Louisville	11/27		3	0-0	0-0	0-0	0	0	0	0	0	0
at Texas	12/1					— DNP —						
at Duke	12/4					— DNP —						
Minnesota	12/11		7	1-1	1-1	0-0	0	0	0	1	0	3
Clemson	12/15		4	0-1	0-0	0-0	0	0	0	0	0	0
UCLA	12/18					— DNP —						
at Sav. State	12/21		15	1-4	1-4	1-3	2	2	1	0	0	4
Alabama	1/1		10	1-2	0-1	1-2	2	0	0	0	1	3
at Auburn	1/5		4	1-2	1-2	0-0	0	0	0	0	0	3
at Florida	1/8		1	0-0	0-0	0-0	0	0	0	0	0	0
Georgia	1/12		4	0-0	0-0	0-0	0	0	0	1	0	0
at LSU	1/15		11	0-1	0-0	0-0	0	0	0	0	0	11

Career Stats at South Carolina

Year	GP	GS	Min	Avg	FG	FGA	Pct	3FG	FGA	Pct	FT	FTA	Pct	Off	Def	Tot	Avg	PF	FO	A	TO	Blk	Stl	Pts	Avg
2016-17	13	0	96	7.4	7	23	.304	6	18	.333	3	7	.429	2	5	7	0.5	4	0	4	3	2	3	23	1.8



A'JA WILSON

#22

6-5 • Jr. • Forward • Hopkins, S.C. • Heathwood Hall
Major: Broadcasting

Career Highlights

- Rated No. 1 player in the nation by espnW (2016-17)
- Wooden Award Midseason Top 25 (2016-17)
- Naismith Trophy Top 50 Preseason Watch List (2016-17)
- Wade Watch List (2016-17)
- Preseason All-America First Team (AP; espnW, Athlon, Lindy's, Sporting News)
- Preseason SEC Player of the Year (Media, Coaches)
- 2016 Naismith, Wooden and Wade Trophy Finalist
- 2016 All-America First Team (AP, WBCA, USBWA, ESPN, Wooden Award)
- 2016 SEC Player of the Year (Coaches, AP)
- 2016 SEC Defensive Player of the Year (Coaches)
- SEC Tournament All-Tournament Team
- Two-time All-SEC First Team (2015, 2016)
- 2015 USA Basketball Female Athlete of the Year
- 2015 Rainbow Wahine Showdown Tournament MVP
- Four-time SEC Player of the Week
- 2015 All-America (Third Team, AP; Hon. Men, WBCA)
- 2015 SEC Freshman of the Year (Coaches, AP)
- 2015 SEC All-Freshman Team
- USBWA National Freshman of the Week (Dec. 1-7)
- Five-time SEC Freshman of the Week
- 2014 Nat'l HS Player of the Year (WBCA, Naismith, Parade)
- 2014 McDonald's and Parade (HS) All-America

Miscellaneous

	Season	Career
Double-Double	5	24
30+ Points	1	1
20+ Points	5	17
10+ Points	13	70
10+ Rebounds	5	25
5+ Blocks	0	7
Tm-High Points	8	38
Tm-High Rebs.	5	28
Tm-High Assists	2	3

This Season's Highlights

- Selected to be a team captain
- Is second in the SEC and 32nd in the nation in blocks per game (2.2), also among league top five in field goal percentage (5th) and scoring (5th)
- Averaging a double-double in SEC action – 18.7 ppg, 11.0 rpg
- Dominated second quarter at Florida (Jan. 8) with eight points and six boards during 17-0 run that delivered the win
- Provided the offense for the Gamecocks in the early going against Alabama (Jan. 1), netting seven first-quarter points before scoring Carolina's first six points of the second period
- Grabbed 11 of her 13 rebounds against #9/9 UCLA (Dec. 18) in the second half after limited first-half minutes due to foul trouble with eight of those coming in the fourth quarter to keep the Bruins at bay
- Dominant performance at #14/15 Texas (Dec. 1), delivering on both ends of the court with a career-high 31 points with nine in the fourth quarter, including two crucial putbacks that stifled any chance of a Longhorn comeback ... also effective on defensive end with a team-high four blocks and three steals
- Scored 11 of her team-high 17 points against #4/4 Louisville (Nov. 27) in first half to help build eight-point halftime lead ... also handed out career-best five assists
- Added two blocked shots to her double-digit scoring effort against Saint Peter's (Nov. 22) to break the school record for career blocked shots

Career Highs

Pts	31 at Texas, 12/1/16
Rebs	19 at Kentucky, 3/1/15
Blks	8, 2x, last vs. Texas A&M, 1/17/16
Sdls	4 vs. Syracuse, 3/25/16
Assts	5 vs. Louisville, 11/27/16
Min	39 at Texas A&M, 1/31/16

Season Highs

Pts	31 at Texas, 12/1
Rebs	13, 2x, last at Florida, 1/18
Blks	4, 2x, last at Texas, 12/1
Sdls	3, 2x, last at Texas, 12/1
Assts	5 vs. Louisville, 11/27
Min	38 at Texas, 12/1

Career Highlights

- Finalist for all three national player of the year awards, consensus first-team All-American in 2015-16 – only returning Naismith Trophy finalist this season
- Second player in league history to earn SEC Player of the Year and SEC Defensive Player of the Year in the same season (2016)

2016-17 Game-by-Game Stats

Opponent	Date	GS	MIN	FG-A	3FG-A	FTA	Reb	A	TO	B	S	TP
at Ohio State	11/14	*	16	1-3	0-0	3-6	3	0	3	3	0	5
Hampton	11/20	*	22	3-8	0-0	14-14	7	2	3	2	1	20
Maine	11/21	*	19	7-8	0-0	0-2	3	2	0	4	0	14
Saint Peter's	11/22	*	21	5-9	0-0	4-7	5	4	1	2	3	14
vs. Louisville	11/27	*	28	6-12	0-0	5-6	5	5	5	2	1	17
at Texas	12/1	*	38	12-18	0-0	7-11	12	0	4	4	3	31
at Duke	12/4	*	35	7-14	0-0	4-6	6	0	4	1	0	18
Minnesota	12/11	*	21	5-10	0-0	0-0	6	2	0	2	2	10
Clemson	12/15	*	31	9-17	0-0	2-4	10	4	1	2	0	20
UCLA	12/18	*	26	5-14	0-0	3-4	13	0	3	1	0	13
at Sav. State	12/21	*	23	8-10	0-0	2-4	3	1	1	1	1	18
Alabama	1/1	*	24	9-13	0-0	5-6	9	2	3	2	2	23
at Auburn	1/5	*	29	4-7	0-1	2-2	11	1	2	2	1	10
at Florida	1/8	*	29	8-14	0-0	7-10	13	2	2	3	1	23
Georgia	1/12											— DNP —
at LSU	1/15											— DNP —

- Set school record for blocked shots in a season with 103 in 2015-16, ranking 12th in the nation
- Holds school blocked shots records for career (199), an SEC career (92) and in an SEC game (8, two times)
- Second player in program history to reach 1,000 career points as a sophomore

SEC Career Highs

Pts	26 vs. LSU, 2/12/15
Rebs	19 at Kentucky, 3/1/15
Blks	8, 2x, last vs. Texas A&M, 1/17/16
Sdls	2, 2x, last vs. Alabama, 1/1/17
Assts	3, 4x, last at Ole Miss, 2/25/16
Min	39 at Texas A&M, 1/31/16

Career Stats at South Carolina

Year	GP	GS	Min	Avg	FG	FGA	Pct	3FG	FGA	Pct	FT	FTA	Pct	Off	Def	Tot	Avg	PF	FO	A	TO	Blk	Stl	Pts	Avg
2014-15	37	1	734	19.8	177	329	.538	1	3	.333	131	198	.662	78	165	243	6.6	72	1	37	62	65	32	486	13.1
2015-16	33	32	895	27.1	205	386	.531	0	0	—	120	166	.723	88	199	287	8.7	78	1	47	74	103	27	530	16.1
2016-17	14	14	362	25.9	89	157	.567	0	1	.000	58	82	.707	38	68	106	7.6	35	1	25	32	31	15	236	16.9
Career	84	47	1991	23.7	471	872	.540	1	4	.250	309	446	.693	204	432	636	7.6	185	3	109	168	199	74	1252	14.9



#5/5 South Carolina Game-by-Game Highs (as of Jan 15, 2017)
All games



Opponent	Date	Score	Points	Rebounds	Assists	Steals	Blocked shots
at #7/6 Ohio State	11/14/16	92-80	37-DAVIS, Kaela	13-COATES, Alaina	5-DAVIS, Kaela	3-DAVIS, Kaela	3-WILSON, A'ja
HAMPTON	11/20/16	92-38	28-COATES, Alaina	16-COATES, Alaina	5-DAVIS, Kaela	2-CUEVAS-MOORE, GRAY, Allisha CLINEY, Donyiah BRADSHAW, Araion	2-HERBERT HARRI COATES, Alaina WILSON, A'ja
MAINE	11/21/16	79-42	14-WILSON, A'ja	14-COATES, Alaina	4-CLINEY, Donyiah	2-CLINEY, Donyiah CUEVAS-MOORE,	4-WILSON, A'ja
SAINT PETER'S	11/22/16	93-38	16-COATES, Alaina	8-GRAY, Allisha CLINEY, Donyiah	5-GRAY, Allisha	5-CUEVAS-MOORE,	2-HERBERT HARRI WILSON, A'ja
vs #4/4 Louisville	11/27/16	83-59	17-COATES, Alaina GRAY, Allisha WILSON, A'ja	14-COATES, Alaina	6-HARRIS, Tyasha	4-COATES, Alaina	2-WILSON, A'ja
at #14/15 Texas	12/01/16	76-67	31-WILSON, A'ja	12-WILSON, A'ja	2-HERBERT HARRI CUEVAS-MOORE,	3-WILSON, A'ja HARRIS, Tyasha	4-WILSON, A'ja
at Duke	12/04/16	63-74	18-WILSON, A'ja	6-DAVIS, Kaela GRAY, Allisha WILSON, A'ja	6-GRAY, Allisha	2-DAVIS, Kaela CUEVAS-MOORE,	2-COATES, Alaina
MINNESOTA	12/11/16	98-58	22-DAVIS, Kaela	11-COATES, Alaina	7-GRAY, Allisha	2-WILSON, A'ja GRAY, Allisha CUEVAS-MOORE,	4-COATES, Alaina
CLEMSON	12/15/16	83-61	20-WILSON, A'ja	10-WILSON, A'ja COATES, Alaina	4-CUEVAS-MOORE, WILSON, A'ja DAVIS, Kaela	2-COATES, Alaina GRAY, Allisha	4-COATES, Alaina
#9/9 UCLA	12/18/16	66-57	20-COATES, Alaina	14-COATES, Alaina	2-GRAY, Allisha DAVIS, Kaela	2-DAVIS, Kaela	3-HERBERT HARRI
at Savannah State	12/21/16	70-30	18-WILSON, A'ja	7-COATES, Alaina CLINEY, Donyiah	5-CUEVAS-MOORE,	5-GRAY, Allisha	3-HERBERT HARRI
ALABAMA	01/01/17	93-45	23-WILSON, A'ja	11-COATES, Alaina	6-HARRIS, Tyasha	3-COATES, Alaina	4-HERBERT HARRI
at Auburn	01/05/17	73-47	21-DAVIS, Kaela	11-WILSON, A'ja	7-CUEVAS-MOORE,	1-WILSON, A'ja HARRIS, Tyasha COATES, Alaina DAVIS, Kaela	2-HERBERT HARRI WILSON, A'ja COATES, Alaina
at Florida	01/08/17	81-62	23-WILSON, A'ja	13-COATES, Alaina WILSON, A'ja	2-COATES, Alaina WILSON, A'ja GRAY, Allisha HARRIS, Tyasha	4-GRAY, Allisha	3-WILSON, A'ja
GEORGIA	01/12/17	66-63	25-CUEVAS-MOORE,	11-COATES, Alaina	3-HARRIS, Tyasha CUEVAS-MOORE,	4-HARRIS, Tyasha	1-PATRICK, Victoria
at LSU	01/15/17	84-61	24-COATES, Alaina	11-COATES, Alaina	3-DAVIS, Kaela CUEVAS-MOORE, HARRIS, Tyasha	3-CLINEY, Donyiah	3-GRAY, Allisha



#5/5 South Carolina Points-Rebounds-Assists (as of Jan 15, 2017)
All games



Opponent	Date	Score		00	01	03	04	10	12	15
				PATRICK,VI	CUEVAS-MOO	DAVIS,KAEL	CLINEY,DON	GRAY,ALLIS	BRADSHAW,A	DAVIS,TIFF
at #7/6 Ohio State	11/14/16	92-80	w	0-0-0	9-2-2	37-10-5	0-1-0	24-7-3	0-0-0	0-0-0
HAMPTON	11/20/16	92-38	w	4-2-1	4-1-1	3-7-5	2-1-0	16-1-4	0-1-1	4-2-0
MAINE	11/21/16	79-42	w	3-1-0	7-1-2	10-3-3	4-4-4	10-3-3	0-0-1	2-2-1
SAINT PETER'S	11/22/16	93-38	w	3-0-1	11-3-3	14-3-3	3-8-1	13-8-5	3-0-1	0-3-1
vs #4/4 Louisville	11/27/16	83-59	w	0-0-0	4-1-3	13-8-1	3-4-0	17-3-0	0-0-0	1-2-0
at #14/15 Texas	12/01/16	76-67	w	DNP	7-0-2	12-3-1	0-0-0	8-4-0	DNP	DNP
at Duke	12/04/16	63-74	L	DNP	9-2-2	14-6-2	0-0-0	11-6-6	DNP	0-1-0
MINNESOTA	12/11/16	98-58	w	3-0-0	6-2-1	22-3-4	6-8-3	18-5-7	3-2-2	0-1-0
CLEMSON	12/15/16	83-61	w	0-0-0	4-2-4	17-3-4	7-9-1	8-2-1	0-1-1	0-0-0
#9/9 UCLA	12/18/16	66-57	w	DNP	10-5-1	2-4-2	6-4-0	11-3-2	DNP	DNP
at Savannah State	12/21/16	70-30	w	4-2-2	3-3-5	6-4-3	3-7-0	12-4-4	2-1-1	DNP
ALABAMA	01/01/17	93-45	w	3-2-0	9-1-1	16-3-2	1-5-1	7-2-2	1-3-2	3-0-0
at Auburn	01/05/17	73-47	w	3-0-0	19-2-7	21-5-2	3-1-6	5-4-2	DNP	0-0-0
at Florida	01/08/17	81-62	w	0-0-0	3-2-1	10-6-1	1-1-0	18-6-2	0-0-0	DNP
GEORGIA	01/12/17	66-63	w	0-0-0	25-2-3	4-3-2	0-4-1	14-7-1	DNP	DNP
at LSU	01/15/17	84-61	w	0-0-0	17-2-3	8-2-3	3-1-0	21-5-2	3-1-0	DNP

Opponent	Date	Score		21	22	41	52
				HERBERT HA	WILSON,A'J	COATES,ALA	HARRIS,TYA
at #7/6 Ohio State	11/14/16	92-80	w	4-5-0	5-3-0	10-13-3	3-0-3
HAMPTON	11/20/16	92-38	w	8-7-2	20-7-2	28-16-1	3-2-2
MAINE	11/21/16	79-42	w	13-8-2	14-3-2	12-14-0	4-2-3
SAINT PETER'S	11/22/16	93-38	w	9-4-0	14-5-4	16-7-2	7-0-1
vs #4/4 Louisville	11/27/16	83-59	w	11-2-1	17-5-5	17-14-1	0-0-6
at #14/15 Texas	12/01/16	76-67	w	2-4-2	31-12-0	6-7-0	10-1-0
at Duke	12/04/16	63-74	L	0-3-1	18-6-0	8-5-2	3-1-1
MINNESOTA	12/11/16	98-58	w	5-3-2	10-6-2	16-11-2	9-1-6
CLEMSON	12/15/16	83-61	w	8-5-0	20-10-4	19-10-3	0-1-0
#9/9 UCLA	12/18/16	66-57	w	2-7-0	13-13-0	20-14-0	2-1-1
at Savannah State	12/21/16	70-30	w	3-6-0	18-3-1	9-7-2	10-5-1
ALABAMA	01/01/17	93-45	w	4-5-1	23-9-2	19-11-1	7-1-6
at Auburn	01/05/17	73-47	w	2-4-0	10-11-1	5-6-0	5-3-2
at Florida	01/08/17	81-62	w	7-3-0	23-13-2	14-13-2	5-2-2
GEORGIA	01/12/17	66-63	w	0-2-0	DNP	12-11-1	11-4-3
at LSU	01/15/17	84-61	w	2-2-0	DNP	24-11-2	6-4-3



#5/5 South Carolina Team Game-by-Game Comparison (as of Jan 15, 2017)
All games



Opponent	1st	2nd	Score	Mar	Total FG	FG Pct	3-Pointers	3FG Pct	Free Throws	FT Pct	Rebounds	Assist	T/OVer	Block	Steal	Fouls	
#7/6 Ohio State	44/39	48/41	92-80	+12	31-64/28-70	.484/.400	4-11/7-27	.364/.259	26-41/17-24	.634/.708	48/36	+12	16/10	17/17	5/5	9/2	22/29
HAMPPTON	53/26	39/12	92-38	+54	29-70/14-58	.414/.241	6-21/4-15	.286/.267	28-35/6-12	.800/.500	50/36	+14	19/9	9/24	8/3	12/3	12/26
MAINE	43/19	36/23	79-42	+37	33-59/15-56	.559/.268	3-14/5-22	.214/.227	10-16/7-9	.625/.778	42/27	+15	21/9	10/13	5/2	7/4	11/15
SAINT PETER'S	64/21	29/17	93-38	+55	37-66/16-54	.561/.296	10-24/4-20	.417/.200	9-17/2-2	.529/1000	44/24	+20	22/6	13/22	7/1	17/11	4/14
#4/4 Louisville	37/29	46/30	83-59	+24	27-60/23-60	.450/.383	5-17/6-18	.294/.333	24-31/7-10	.774/.700	46/29	+17	17/14	13/17	4/5	7/3	19/27
#14/15 Texas	33/30	43/37	76-67	+9	22-52/28-68	.423/.412	2-10/4-13	.200/.308	30-40/7-14	.750/.500	37/40	(3)	5/13	13/17	6/9	10/5	18/29
Duke	29/36	34/38	63-74	(11)	24-57/30-60	.421/.500	6-23/5-12	.261/.417	9-14/9-11	.643/.818	33/30	+3	14/8	19/16	3/3	6/14	11/15
MINNESOTA	57/27	41/31	98-58	+40	38-72/18-63	.528/.286	16-33/10-32	.485/.313	6-10/12-18	.600/.667	45/38	+7	29/12	11/14	9/3	9/6	17/17
CLEMSON	38/28	45/33	83-61	+22	31-67/21-61	.463/.344	4-14/2-11	.286/.182	17-25/17-23	.680/.739	49/30	+19	18/5	13/11	11/2	6/5	19/20
#9/9 UCLA	26/26	40/31	66-57	+9	22-66/22-78	.333/.282	1-3/4-27	.333/.148	21-32/9-17	.656/.529	54/47	+7	6/9	15/9	5/7	4/11	14/27
Savannah State	39/12	31/18	70-30	+40	30-62/11-51	.484/.216	6-16/4-16	.375/.250	8-16/5-5	.500/1000	50/25	+25	19/3	10/16	6/1	12/7	9/9
ALABAMA	41/22	52/23	93-45	+48	34-64/16-59	.531/.271	14-28/3-18	.500/.167	3-4/12-15	.750/.800	44/27	+17	18/9	14/22	10/4	12/6	18/21
Auburn	41/25	32/22	73-47	+26	28-56/16-58	.500/.276	6-18/4-10	.333/.400	15-23/12-20	.652/.600	48/42	+5	20/6	15/11	6/1	4/4	19/11
Florida	47/24	34/38	81-62	+19	30-69/23-63	.435/.365	6-18/7-15	.333/.467	16-22/8-14	.727/.571	34/40	(6)	10/11	14/22	6/2	13/6	22/22
GEORGIA	30/27	36/36	66-63	+3	22-60/24-57	.367/.421	5-12/1-6	.417/.167	21-26/8-16	.808/.500	31/30	+1	13/8	16/18	4/1	12/8	15/19
LSU	49/36	35/25	84-61	+23	29-51/26-60	.569/.433											

Note: Game totals are displayed in the format TEAM/OPPONENT for each category



**South Carolina Combined Team Statistics (as of Dec 18, 2016)
vs. Ranked**



RECORD:	OVERALL	HOME	AWAY	NEUTRAL
ALL GAMES	4-0	1-0	2-0	1-0
CONFERENCE	0-0	0-0	0-0	0-0
NON-CONFERENCE	4-0	1-0	2-0	1-0

##	Player	gp-gs	min	avg	Total		3-Point		F-Throw		Rebounds			pf	dq	a	to	blk	stl	pts	avg			
					fg-fga	fg%	3fg-fga	3fg%	ft-fga	ft%	off	def	tot											
22	WILSON, A'ja	4-4	108	27.0	24-47	.511	0-0	.000	18-27	.667	12	21	33	8.3	12	1	5	15	10	4	66	16.5		
03	DAVIS, Kaela	4-4	123	30.8	19-50	.380	9-16	.563	17-20	.850	3	22	25	6.3	8	0	9	15	0	7	64	16.0		
10	GRAY, Allisha	4-4	118	29.5	23-43	.535	2-9	.222	12-18	.667	2	15	17	4.3	9	0	5	3	0	2	60	15.0		
41	COATES, Alaina	4-4	108	27.0	14-28	.500	0-0	.000	25-34	.735	18	30	48	12.0	12	0	4	6	5	4	53	13.3		
01	CUEVAS-MOORE, Bia	4-4	81	20.3	10-36	.278	1-7	.143	9-12	.750	1	7	8	2.0	12	0	8	6	0	6	30	7.5		
21	HERBERT HARRIGAN	4-0	80	20.0	7-14	.500	0-0	.000	5-7	.714	5	13	18	4.5	8	0	3	7	5	3	19	4.8		
52	HARRIS, Tyasha	4-0	97	24.3	4-15	.267	0-6	.000	7-12	.583	1	1	2	0.5	4	0	10	3	0	3	15	3.8		
04	CLINEY, Doniyah	4-0	66	16.5	1-7	.143	0-2	.000	7-12	.583	4	5	9	2.3	8	0	0	3	0	1	9	2.3		
15	DAVIS, Tiffany	2-0	10	5.0	0-1	.000	0-1	.000	1-2	.500	0	2	2	1.0	0	0	0	0	0	0	1	0.5		
12	BRADSHAW, Araion	2-0	5	2.5	0-1	.000	0-0	.000	0-0	.000	0	0	0	0.0	0	0	0	0	0	0	0	0.0		
00	PATRICK, Victoria	2-0	4	2.0	0-0	.000	0-0	.000	0-0	.000	0	0	0	0.0	0	0	0	0	0	0	0	0.0		
Team											12	11	23											
Total.....		4	800		102-242	.421	12-41	.293	101-144	.701	58	127	185	46.2	73	1	44	58	20	30	317	79.2		
Opponents.....		4	800		101-276	.366	21-85	.247	40-65	.615	57	95	152	38.0	112	7	46	60	26	21	263	65.8		

TEAM STATISTICS	SC	OPP
SCORING	317	263
Points per game	79.2	65.8
Scoring margin	+13.5	-
FIELD GOALS-ATT	102-242	101-276
Field goal pct	.421	.366
3 POINT FG-ATT	12-41	21-85
3-point FG pct	.293	.247
3-pt FG made per game	3.0	5.3
FREE THROWS-ATT	101-144	40-65
Free throw pct	.701	.615
F-Throws made per game	25.3	10.0
REBOUNDS	185	152
Rebounds per game	46.2	38.0
Rebounding margin	+8.3	-
ASSISTS	44	46
Assists per game	11.0	11.5
TURNOVERS	58	60
Turnovers per game	14.5	15.0
Turnover margin	+0.5	-
Assist/turnover ratio	0.8	0.8
STEALS	30	21
Steals per game	7.5	5.3
BLOCKS	20	26
Blocks per game	5.0	6.5
ATTENDANCE	13367	11825
Home games-Avg/Game	1-13367	2-5006
Neutral site-Avg/Game	-	1-1812

Date	Opponent		Score	Att.
11/14/16	at #7/6 Ohio State	w	92-80	6683
@ 11/27/16	vs #4/4 Louisville	w	83-59	1812
12/01/16	at #14/15 Texas	w	76-67	3330
12/18/16	#9/9 UCLA	w	66-57	13367

* = Conference game
@ = Basketball Hall of Fame Women's Challenge (Columbia, S.C./Springfield, Mass.)

Score by Periods	1st	2nd	3rd	4th	Totals
South Carolina	55	85	95	82	317
Opponents	65	59	66	73	263



#5/5 South Carolina Combined Team Statistics (as of Jan 15, 2017)
Conference games



RECORD:	OVERALL	HOME	AWAY	NEUTRAL
ALL GAMES	5-0	2-0	3-0	0-0
CONFERENCE	5-0	2-0	3-0	0-0
NON-CONFERENCE	0-0	0-0	0-0	0-0

##	Player	gp-gs	min	avg	Total		3-Point		F-Throw		Rebounds			pf	dq	a	to	blk	stl	pts	avg	
					fg-fga	fg%	3fg-fga	3fg%	ft-fta	ft%	off	def	tot									
22	WILSON, A'ja	3-3	82	27.3	21-34	.618	0-1	.000	14-18	.778	12	21	33	11.0	9	0	5	7	7	4	56	18.7
41	COATES, Alaina	5-5	145	29.0	28-39	.718	0-0	.000	18-27	.667	16	36	52	10.4	10	0	6	7	7	9	74	14.8
01	CUEVAS-MOORE, Bia	5-1	146	29.2	27-51	.529	12-20	.600	7-12	.583	1	8	9	1.8	10	0	15	9	0	7	73	14.6
10	GRAY, Allisha	5-5	125	25.0	21-44	.477	9-21	.429	14-15	.933	12	12	24	4.8	14	1	9	12	5	8	65	13.0
03	DAVIS, Kaela	5-5	125	25.0	20-61	.328	7-22	.318	12-13	.923	6	13	19	3.8	14	0	10	11	0	8	59	11.8
52	HARRIS, Tyasha	5-5	137	27.4	13-30	.433	5-17	.294	3-4	.750	1	13	14	2.8	10	0	16	9	1	10	34	6.8
21	HERBERT HARRIGAN	5-1	86	17.2	7-22	.318	0-0	.000	1-2	.500	5	11	16	3.2	9	1	1	7	6	1	15	3.0
04	CLINEY, Doniyah	5-0	100	20.0	2-9	.222	1-4	.250	3-6	.500	4	8	12	2.4	6	0	8	5	0	6	8	1.6
15	DAVIS, Tiffany	2-0	11	5.5	1-2	.500	1-2	.500	0-0	.000	0	0	0	0.0	0	0	0	0	0	0	3	1.5
12	BRADSHAW, Araion	3-0	13	4.3	1-3	.333	1-2	.500	1-2	.500	1	3	4	1.3	4	0	2	3	0	0	4	1.3
00	PATRICK, Victoria	5-0	30	6.0	2-5	.400	1-3	.333	1-2	.500	0	2	2	0.4	2	0	0	0	1	1	6	1.2
Team											4	5	9									
Total.....		5	1000		143-300	.477	37-92	.402	74-101	.733	62	132	194	38.8	88	2	72	70	27	54	397	79.4
Opponents.....		5	1000		105-297	.354	19-65	.292	49-77	.636	68	103	171	34.2	95	2	53	91	12	28	278	55.6

TEAM STATISTICS	SC	OPP	Date	Opponent	Score	Att.
SCORING	397	278	* 01/01/17	ALABAMA	w 93-45	12069
Points per game	79.4	55.6	* 01/05/17	at Auburn	w 73-47	2144
Scoring margin	+23.8	-	* 01/08/17	at Florida	w 81-62	2232
FIELD GOALS-ATT	143-300	105-297	* 01/12/17	GEORGIA	w 66-63	12043
Field goal pct	.477	.354	* 01/15/17	at LSU	w 84-61	2840
3 POINT FG-ATT	37-92	19-65	* = Conference game			
3-point FG pct	.402	.292	@ = Basketball Hall of Fame Women's Challenge (Columbia, S.C./Springfield, Mass.)			
3-pt FG made per game	7.4	3.8				
FREE THROWS-ATT	74-101	49-77				
Free throw pct	.733	.636				
F-Throws made per game	14.8	9.8				
REBOUNDS	194	171				
Rebounds per game	38.8	34.2				
Rebounding margin	+4.6	-				
ASSISTS	72	53				
Assists per game	14.4	10.6				
TURNOVERS	70	91				
Turnovers per game	14.0	18.2				
Turnover margin	+4.2	-				
Assist/turnover ratio	1.0	0.6				
STEALS	54	28				
Steals per game	10.8	5.6				
BLOCKS	27	12				
Blocks per game	5.4	2.4				
ATTENDANCE	24112	7216				
Home games-Avg/Game	2-12056	3-2405				
Neutral site-Avg/Game	-	0-0				

Score by Periods	1st	2nd	3rd	4th	Totals
#5/5 South Carolina	124	84	96	93	397
Opponents	59	75	73	71	278



#5/5 South Carolina Combined Team Statistics (as of Jan 15, 2017)
All games



RECORD:	OVERALL	HOME	AWAY	NEUTRAL
ALL GAMES	15-1	8-0	6-1	1-0
CONFERENCE	5-0	2-0	3-0	0-0
NON-CONFERENCE	10-1	6-0	3-1	1-0

##	Player	gp-gs	min	avg	Total		3-Point		F-Throw		Rebounds			pf	dq	a	to	blk	stl	pts	avg	
					fg-fga	fg%	3fg-fga	3fg%	ft-fga	ft%	off	def	tot									
22	WILSON, A'ja	14-14	362	25.9	89-157	.567	0-1	.000	58-82	.707	38	68	106	7.6	35	1	25	32	31	15	236	16.9
41	COATES, Alaina	16-16	431	26.9	89-129	.690	0-0	.000	57-84	.679	58	112	170	10.6	31	0	22	21	26	20	235	14.7
10	GRAY, Alisha	16-16	412	25.8	77-154	.500	21-62	.339	38-50	.760	27	43	70	4.4	33	1	44	22	10	23	213	13.3
03	DAVIS, Kaela	16-15	431	26.9	70-192	.365	32-82	.390	37-45	.822	22	51	73	4.6	34	1	43	36	0	21	209	13.1
01	CUEVAS-MOORE, Bia	16-11	356	22.3	53-128	.414	20-48	.417	21-34	.618	6	25	31	1.9	30	0	41	24	2	29	147	9.2
52	HARRIS, Tyasha	16-6	358	22.4	32-74	.432	11-36	.306	10-16	.625	3	25	28	1.8	19	0	40	25	3	14	85	5.3
21	HERBERT HARRIGAN	16-1	294	18.4	31-77	.403	0-2	.000	18-26	.692	24	46	70	4.4	25	2	11	22	20	8	80	5.0
04	CLINEY, Doniyah	16-1	297	18.6	12-33	.364	2-9	.222	16-27	.593	22	36	58	3.6	21	0	17	16	1	15	42	2.6
00	PATRICK, Victoria	13-0	96	7.4	7-23	.304	6-18	.333	3-7	.429	2	5	7	0.5	4	0	4	3	2	3	23	1.8
12	BRADSHAW, Araion	11-0	88	8.0	4-13	.308	3-7	.429	1-2	.500	3	6	9	0.8	11	0	9	7	0	4	12	1.1
15	DAVIS, Tiffany	10-0	75	7.5	3-15	.200	1-10	.100	3-5	.600	2	9	11	1.1	1	0	2	4	1	1	10	1.0
Team											29	30	59				1					
Total.....		16	3200		467-995	.469	96-275	.349	262-378	.693	236	456	692	43.2	244	5	258	213	96	153	1292	80.8
Opponents.....		16	3200		331-976	.339	73-277	.264	147-222	.662	206	327	533	33.3	323	11	151	267	53	99	882	55.1

TEAM STATISTICS	SC	OPP	Date	Opponent	Score	Att.
SCORING	1292	882	11/14/16	at #7/6 Ohio State	w 92-80	6683
Points per game	80.8	55.1	@ 11/20/16	HAMPTON	w 92-38	11795
Scoring margin	+25.6	-	@ 11/21/16	MAINE	w 79-42	11057
FIELD GOALS-ATT	467-995	331-976	@ 11/22/16	SAINT PETER'S	w 93-38	11455
Field goal pct	.469	.339	@ 11/27/16	vs #4/4 Louisville	w 83-59	1812
3 POINT FG-ATT	96-275	73-277	12/01/16	at #14/15 Texas	w 76-67	3330
3-point FG pct	.349	.264	12/04/16	at Duke	L 63-74	6036
3-pt FG made per game	6.0	4.6	12/11/16	MINNESOTA	w 98-58	12461
FREE THROWS-ATT	262-378	147-222	12/15/16	CLEMSON	w 83-61	11916
Free throw pct	.693	.662	12/18/16	#9/9 UCLA	w 66-57	13367
F-Throws made per game	16.4	9.2	12/21/16	at Savannah State	w 70-30	1411
REBOUNDS	692	533	* 01/01/17	ALABAMA	w 93-45	12069
Rebounds per game	43.2	33.3	* 01/05/17	at Auburn	w 73-47	2144
Rebounding margin	+9.9	-	* 01/08/17	at Florida	w 81-62	2232
ASSISTS	258	151	* 01/12/17	GEORGIA	w 66-63	12043
Assists per game	16.1	9.4	* 01/15/17	at LSU	w 84-61	2840
TURNOVERS	213	267	* = Conference game			
Turnovers per game	13.3	16.7	@ = Basketball Hall of Fame Women's Challenge (Columbia, S.C./Springfield, Mass.)			
Turnover margin	+3.4	-				
Assist/turnover ratio	1.2	0.6				
STEALS	153	99				
Steals per game	9.6	6.2				
BLOCKS	96	53				
Blocks per game	6.0	3.3				
ATTENDANCE	96163	26488				
Home games-Avg/Game	8-12020	7-3525				
Neutral site-Avg/Game	-	1-1812				

Score by Periods	1st	2nd	3rd	4th	Totals
#5/5 South Carolina	337	334	334	287	1292
Opponents	206	221	228	227	882