



2011-12 SOUTH CAROLINA BASKETBALL

SOUTH CAROLINA MEDIA RELATIONS

Emily Feeney, primary contact

Assistant Director

cell: 803-727-3284

e-mail: efeeney@mailbox.sc.edu

Miquel Jacobs, secondary contact

e-mail: jacobsm2@mailbox.sc.edu

SOUTH CAROLINA ATHLETICS

Website: www.GamecocksOnline.com

Facebook: www.Facebook.com/gamecocksonline

Twitter: www.Twitter.com/gamecocksonline

2010-11 SCHEDULE

Date	Opponent (TV)	Time/Result
Nov. 3	Kentucky Wesleyan & (SS)	7 p.m.
Nov. 11	Western Carolina (SS)	7 p.m.
Nov. 15	at Elon (SS)	7 p.m.
<i>Las Vegas Invitational</i>		
Nov. 20	Tennessee State (SS)	7 p.m.
Nov. 22	Mississippi Valley State (SS)	7 p.m.
Nov. 25	North Carolina (ESPN2)	10 p.m.
Nov. 26	Southern California or UNLV	TBA
<i>Big East/SEC Challenge</i>		
Dec. 1	Providence (ESPNU)	7 p.m.
Dec. 4	at Clemson (ESPNU)	3:30 p.m.
Dec. 13	Presbyterian (SS)	7 p.m.
Dec. 17	Ohio State (ESPN)	12 p.m.
Dec. 21	Southeastern Louisiana (SS)	7 p.m.
Dec. 28	Wofford (CSS)	7 p.m.
Dec. 31	USC Upstate (SS)	12 p.m.
Jan. 3	SC State	7 p.m.
Jan. 7	at Kentucky* (SECN)	4 p.m.
Jan. 10	Vanderbilt* (ESPNU)	9 p.m.
Jan. 14	Florida* (CSS)	7 p.m.
Jan. 21	at Auburn* (SECN)	1:30 p.m.
Jan. 25	Alabama* (SECN)	8 p.m.
Jan. 28	at Ole Miss* (FSN)	7 p.m.
Feb. 2	at Florida* (ESPN/ESPN2)	9 p.m.
Feb. 4	Kentucky* (ESPN/ESPN2)	6 p.m.
Feb. 8	at Tennessee* (SECN)	8 p.m.
Feb. 11	at Arkansas* (SECN)	1:30 p.m.
Feb. 15	Georgia* (CSS)	7 p.m.
Feb. 18	LSU* (SECN)	1:30 p.m.
Feb. 22	at Vanderbilt* (SECN)	8 p.m.
Feb. 25	Tennessee* (FSN)	8 p.m.
Feb. 29	Mississippi State* (SECN)	8 p.m.
March 3	at Georgia* (SECN)	1:30 p.m.
<i>SEC Tournament</i>		
March 10	First Round (SECN)	TBA
March 11	Quarterfinals (SECN)	TBA
March 12	Semifinals (ABC)	TBA
March 13	Finals (ABC)	TBA

All home games in **bold** | All times listed Eastern
 * indicates SEC contest | & indicates exhibition | **SS**-SportSouth
 | **SECN**-SEC Network | **CSS**-CharterSports SE



SOUTH CAROLINA
GAMECOCKS
(0-0)

Ranking: AP/Coaches (-/-)
 Last Five: 0-0
 Head Coach: Darrin Horn
 Record at SC: 50-42 (4th)
 Career Rec.: 161-90 (9th)
 vs. KWC: 2-0
 SID: Emily Feeney

Top Returner (per game):
 Points: Ellington (12.8)
 Rebounds: Cooke (6.4)
 Assists: Ellington (3.2)
 Blocks: Harris (0.9)
 Steals: Cooke (1.5)



KENTUCKY WESLEYAN
PANTHERS
(0-0)

Ranking: No. 15 NABC D-II
 Last Five: 0-0
 Head Coach: Todd Lee
 Rec. at KWC: 111-65 (7th)
 Career Rec.: Same
 vs. South Carolina: 0-0
 SID: Roy Pickerill

Top Returner (per game):
 Points: Young (19.4)
 Rebounds: Young (8.4)
 Assists: McFarland (3.9)
 Blocks: Young (0.6)
 Steals: McFarland (0.9)

GAME INFORMATION

EXHIBITION

SOUTH CAROLINA VS. KENTUCKY WESLEYAN

Date: Thursday, November 3, 2011

Tipoff: 7:05 p.m. ET

Location: Columbia, S.C.

Arena: Colonial Life Arena

Series: Series is tied at 1-1

Television: SportSouth (check local listings)

Talent: Andy Demetra (pxp), Eddie Fogler (analyst);

Radio: None

Live Stats: GamecocksOnline.com

CAROLINA QUICK HITS

- South Carolina is in its 104th season of basketball.
- The Gamecocks are led by fourth-year head coach Darrin Horn.
- South Carolina is set to play 19 contests at Colonial Life Arena this season, including Thursday's exhibition vs. Kentucky Wesleyan.
- For the fourth-consecutive season, South Carolina will open its season with an exhibition contest against Kentucky Wesleyan. The Gamecocks defeated the Panthers 75-55 during the 2008-09 campaign, earned a 78-55 win in 2009-10 and collected a 71-58 victory over KWC last season.
- Redshirt-senior forward Malik Cooke enters the season as South Carolina's top returning scorer with 9.4 points per game last season. Sophomore guard Bruce Ellington led the team with 12.8 points per game, but Ellington will not return to the basketball squad until the conclusion of the Gamecock football season, during which he is playing as a wide receiver and kick returner among other positions on the field.
- South Carolina begins the regular season next Friday, Nov. 11, when it hosts Western Carolina at 7 p.m. The contest will be televised on SportSouth.

RETURNING FOR THE GAMECOCKS

South Carolina returns seven letterwinners to its 2011-12 squad in senior forward Malik Cooke, junior forward Lakeem Jackson, sophomore guard Brian Richardson, sophomore guard Eric Smith, sophomore guard Bruce Ellington, sophomore forward Damontre Harris and sophomore forward RJ Slawson. Redshirt-freshman Carlton Geathers will also take the court this season. South Carolina returns 63.3 percent of its scoring, 63.1 percent of its field goals, 69.0 percent of its rebounding and 67.6 percent of its minutes played.

SCOUTING KENTUCKY WESLEYAN

Kentucky Wesleyan enters Thursday's exhibition contest ranked No. 15 in the NABC (National Association of Basketball Coaches) preseason poll. The squad was predicted to finished second in the Great Lakes Valley Conference this season behind defending NCAA D-II Champion Bellarmine. KWC is led by Todd Lee, entering its seventh season at the helm of the Panther program. Kentucky Wesleyan made its 37th trip to the NCAA Tournament last season, which is a Division II national record. Senior forward Anthony Young collected Top 25 All-America recognition by Basketball Times this preseason, while senior guard Cardell McFarland received honorable mention All-America honors by Division II Bulletin. KWC continues exhibition play at No. 10 Pittsburgh next Monday.

2011-12 SOUTH CAROLINA ROSTER

No.	Name	Pos.	Ht.	Wt.	Cl.	Exp.	Hometown (High/Last School)
1	Brenton Williams	G	5-11	172	SO	JC	Kissimmee, Fla. (Osceola High School)
2	Brian Richardson	G	6-4	171	SO	1VL	Wilson, N.C. (Greenfield School)
5	Eric Smith	G	5-11	210	SO	1VL	Mullins, S.C. (Christ School)
12	Shane Phillips*	G	5-10	170	JR	HS	Wheeling, W. Va. (Wheeling Central)
13	Anthony Gill	F	6-8	235	FR	HS	Charlotte, N.C. (Charlotte Christian School)
15	Malik Cooke	F	6-6	215	RS SR	3VL	Charlotte, N.C. (Christ School)
23	Bruce Ellington	G	5-9	197	SO	1VL	Moncks Corner, S.C. (Berkeley)
24	Damontre Harris	F	6-9	226	SO	1VL	Fayetteville, N.C. (Trinity Christian)
30	Lakeem Jackson	SF	6-5	238	JR	2VL	Charlotte, N.C. (Christ School)
32	Damien Leonard	G	6-4	192	FR	HS	Greenville, S.C. (J.L. Mann)
33	RJ Slawson	F	6-8	207	SO	1VL	Charleston, S.C. (Fort Dorchester)
35	Alex Irwin*	F	6-4	170	JR	HS	Richmond, Va. (Woodberry Forest)
45	Carlton Geathers	F	6-10	250	RS FR	HS	Georgetown, S.C. (Carvers Bay)

* denotes walk-on

Head Coach: Darrin Horn

Assistant Coaches: Neill Berry, Mike Boynton Jr., Cypheus Bunton

Director of Basketball Operations: Justin Phelps

Strength & Conditioning Coach: Irele Oderinde

Athletic Trainer: Mark Rodger

NON-CONFERENCE SCHEDULE

Contests against at least five teams that competed in the 2011 NCAA Tournament highlight the 2011-12 South Carolina men's basketball non-conference schedule. South Carolina will host 11 non-conference contests at Colonial Life Arena, including one exhibition, the first two rounds of the Las Vegas Invitational, Providence in the Big East/SEC Challenge and Big Ten powerhouse Ohio State. The Gamecocks will face at least six teams that compiled 18 or more wins last season, including North Carolina, Southern California or UNLV, Clemson, Ohio State and Wofford, which all advanced to the NCAA Tournament. South Carolina is slated to face five BCS schools during the coming non-conference portion of the schedule.

GAMECOCKS TO COMPETE IN LAS VEGAS INVITATIONAL

South Carolina will compete in its first regular season tournament since the 2009-10 season this fall when it participates in the Las Vegas Invitational. The Gamecocks will host Tennessee State and Mississippi Valley State in Columbia before traveling to Las Vegas to play North Carolina and either Southern California or UNLV. The meeting between the Gamecocks and Tar Heels marks the first between the two former Southern and Atlantic Coast Conference rivals since the 1996-97 campaign.

GARNET AND BLACK WELCOME THREE NEWCOMERS

South Carolina signed freshmen Anthony Gill (Fr. - F - 6-8 - 235 - Charlotte, N.C. - Charlotte Christian School) and Damien Leonard (Fr. - G - 6-4 - 192 - Greenville, S.C. - J.L. Mann) and junior college transfer Brenton Williams (So. - G - 5-11 - 172 - Kissimmee, Fla. - Osceola/Santa Fe College) to join the squad for the 2011-12 season.

2012 SEC TOURNAMENT

The 2012 SEC Tournament returns to New Orleans, La., next spring, marking the third time the city has hosted the event. It will be the first time the tournament will be held at the New Orleans Arena. The SEC Basketball Tournament semifinals and championship game will be televised nationally on ABC, while the first two rounds of the event will be televised on the SEC Network.

2011 BIG EAST/SEC CHALLENGE

The University of South Carolina men's basketball team will host Providence in the Big East/SEC Challenge on Thursday, Dec. 1, 2011 at Colonial Life Arena in Columbia. The Gamecocks and Friars have met seven previous times with Providence holding a 4-3 edge in the series. Every game of the series has been played in the month of December. South Carolina won the most recent matchup between the two schools, a 68-67 road win on Dec. 6, 2007.

SEC DIVISIONAL PLAY

Starting with the 2011-12 season, this year marks the first time there will not be an East/West Division champion since the conference split into two divisions in 1992. The regular season standings will be listed from one through 12. This season the schedule will still reflect the divisions of years past, as South Carolina will still play the five schools who were also in the East - Florida, Georgia, Kentucky, Tennessee and Vanderbilt - twice, while playing the former West schools - Alabama, Arkansas, Auburn, LSU, Ole Miss and Mississippi State - once during the regular season.

UP NEXT FOR SOUTH CAROLINA

South Carolina will host Western Carolina on Nov. 11, in the season opener for both schools. Tip off is set for 7 p.m., with the contest to be televised on SportSouth.


2010-11 STAT COMPARISON

	SC	KWC
Record	14-16	19-10
Conference Record	5-11	10-8
Scoring Avg.	67.6	81.0
Opponent Scoring Avg.	69.0	74.2
Scoring Margin	-1.4	+6.8
Field Goal %	.395	.492
Opponent Field Goal %	.424	.457
3-Point Field Goal %	.313	.364
Opponent 3-Point Field Goal %	.350	.365
3-Point Field Goal Made PG	6.9	6.8
3-Point Field Goal Attempts PG	22.1	18.6
Free Throw %	.663	.766
Opponent Free Throw %	.688	.736
Rebounding Avg.	38.1	34.0
Opponent Rebounding Avg.	38.0	29.8
Rebounding Margin	+0.2	+4.2
Turnovers Avg.	13.4	13.1
Opponent Turnover Avg.	14.8	13.3
Assists Avg.	10.9	13.2
Blocks Avg.	6.2	1.9
Steals Avg.	6.9	4.9

TV/RADIO SPOT CHART



#1 BRENTON WILLIAMS
So. - G - 5-11 - 172
Kissimmee, Fla.
Santa Fe College



#2 BRIAN RICHARDSON
So. - G - 6-4 - 171
Wilson, N.C.
Greenfield School




#5 ERIC SMITH
So. - G - 5-11 - 210
Mullins, S.C.
Christ School




#13 ANTHONY GILL
Fr. - F - 6-8 - 235
Charlotte, N.C.
Charlotte Christian



#15 MALIK COOKE
R-Sr. - F - 6-6 - 215
Charlotte, N.C.
Nevada



#23 BRUCE ELLINGTON
So. - G - 5-9 - 197
Moncks Corner, S.C.
Berkeley



#24 DAMONTRE HARRIS
So. - F - 6-9 - 226
Fayetteville, N.C.
Trinity Christian




#30 LAKEEM JACKSON
Jr. - F - 6-5 - 238
Charlotte, N.C.
Christ School




#32 DAMIEN LEONARD
Fr. - G - 6-4 - 192
Greenville, S.C.
J.L. Mann



#33 RJ SLAWSON
So. - F - 6-8 - 207
Charleston, S.C.
Fort Dorchester



#45 CARLTON GEATHERS
R-Fr. - F - 6-10 - 250
Georgetown, S.C.
Carvers Bay



DARRIN HORN
Head Coach



NEILL BERRY
Assistant Coach



MIKE BOYNTON JR.
Assistant Coach



CYPHEUS BUNTON
Assistant Coach



JUSTIN PHELPS
Director of Operations

►2010-11 GAMECOCKS RECORD WHEN ...

At home	11-6
On the road	3-9
At neutral sites	0-1
In overtime	3-0
vs. Top 25 team	1-6
vs. Top 10 team	0-2
Non-conference	9-5
Leading at half	11-0
Trailing at half	3-16
Tied at half	0-0
Shooting 50% or better	3-0
Shooting between 40-49%	8-4
Shooting less than 39%	3-12
Opp. shooting 50% or better	0-7
Opp. shooting between 40-49%	4-8
Opp. shooting 39% or less	10-1
Shooting better than opp.	11-0
Shooting worse than/equal to opp.	3-16
Starters out-score opp. starters	7-1
Opp. starters score/equal more	7-15
Bench out-scores opp. bench	10-13
Opp. bench scores/equals more	4-3
Having more FTs than opp.	5-2
Having equal/less FTs than opp.	9-14
Having more TOs than opp.	3-4
Having equal/less TOs than opp.	11-12
Having more rebounds than opp.	13-3
Having equal/less rebounds than opp.	1-13
Making 6 or more 3FGs	10-11
Having 15 or more assists	3-1
Having less than 15 assists	11-15
Score more points in paint than opp.	10-2
Scoring equal/less points in paint than opp.	4-14
Scoring more points off TOs than opp.	10-4
Scoring equal/less points off TOs than opp.	4-12
Scoring more 2nd-chance points than opp.	9-5
Scoring equal/less 2nd-chance points than opp.	5-11
Scoring more fast break points than opp.	10-6
Scoring equal/less fast break points than opp.	4-10
Wearing white uniforms	11-6
Wearing Garnet uniforms	2-6
Wearing Black uniforms	1-4
Playing on live TV	13-15
Playing in November	4-1
Playing in December	4-2
Playing in January	4-4
Playing in February	2-6
Playing in March	0-3
Playing a day-game	2-6
Playing a night-game	12-9
Playing on Sunday	1-0
Playing on a Monday	0-0
Playing on a Tuesday	3-1
Playing on a Wednesday	4-4
Playing on a Thursday	0-2
Playing on a Friday	2-0
Playing on a Saturday	4-9
Scoring margin is 5 points or less	3-2
Margin is between 6-10	5-5
Margin is between 11-20	4-7
Margin is more than 20	2-2
Scoring 59 points or less	2-8
Scoring 60-69 points	3-5
Scoring 70-79 points	3-3
Scoring 80-89 points	4-0
Scoring 90-99 points	2-0
Scoring 100+ points	0-0

MISCELLANEOUS

Current streak	L4
Home court streak	L1
Away streak	L5
Neutral court streak	L1

►2010-11 SUPERLATIVES

Scoring Leaders		
	'10-11	Career
Sam Muldrow	5	8
Bruce Ellington	10	10
Stephen Spinella	1	1
Ramon Galloway	7	7
Malik Cooke	6	6*
Lakeem Jackson	2	2
Brian Richardson	2	
Rebounding Leaders		
	'10-11	Career
Lakeem Jackson	7	15
Malik Cooke	10	10*
Damontre Harris	1	1
Sam Muldrow	14	38
RJ Slawson	1	1
Assists Leaders		
	'10-11	Career
Bruce Ellington	18	18
Lakeem Jackson	9	17
Brian Richardson	1	1
Ramon Galloway	5	8
Eric Smith	4	4
Sam Muldrow	1	1
Blocks Leaders		
	'10-11	Career
Malik Cooke	4	4*
Lakeem Jackson	2	2
Sam Muldrow	25	79
Stephen Spinella	1	1
Johndre Jefferson	5	14
RJ Slawson	1	1
Damontre Harris	5	5
Steals Leaders		
	'10-11	Career
Lakeem Jackson	5	12
Bruce Ellington	9	9
Sam Muldrow	5	13
Brian Richardson	6	6
Malik Cooke	13	13*
Damontre Harris	4	4
Ramon Galloway	7	9
Eric Smith	1	1
Stephen Spinella	1	1
RJ Slawson	1	1
Double-Figure Scoring		
	'10-11	Career
Malik Cooke	15	15*
Lakeem Jackson	10	17
Sam Muldrow	20	40
Brian Richardson	9	9
Ramon Galloway	17	29
RJ Slawson	1	1
Bruce Ellington	17	17
Stephen Spinella	2	2
Johndre Jefferson	1	2
Damontre Harris	1	1
20+ points		
	'10-11	Career
Sam Muldrow	5	7
Bruce Ellington	7	7
Ramon Galloway	3	4
Malik Cooke	1	1*
30+ points		
	'10-11	Career
Bruce Ellington	1	1
Double-Figure Rebounding		
	'10-11	Career
Lakeem Jackson	2	5
Malik Cooke	4	4*
Damontre Harris	1	1
Sam Muldrow	7	12
5+ assists		
	'10-11	Career
Bruce Ellington	6	6
Lakeem Jackson	3	5
Ramon Galloway	1	1
Eric Smith	1	1

3+ steals		
	'10-11	Career
Lakeem Jackson	4	9
Bruce Ellington	2	2
Malik Cooke	5	5*
Ramon Galloway	3	3

2+ blocks		
	'10-11	Career
Sam Muldrow	23	69
Johndre Jefferson	3	11
Damontre Harris	7	7
Malik Cooke	1	1*

Double-Doubles		
	'10-11	Career
Lakeem Jackson	1	1
Sam Muldrow	7	8
Malik Cooke	1	1*

Triple-Doubles		
	'10-11	Career
Sam Muldrow	1	1^

* - indicates at South Carolina

^ - only the second in South Carolina history

Miscellaneous

Largest Halftime Lead

SC	30, vs. Radford
Opp	29, Kentucky (Feb. 19)

Smallest Halftime Lead

SC	2, vs. USC Upstate
Opp	2, Delaware State

Fewest Points In First Half

SC	9, vs. Georgia (Feb. 12)
Opp	19, Radford

Most Points In First Half

SC	49, vs. Radford
Opp	50, Kentucky (Feb. 19)

Most Points In Second Half

SC	51, vs. Elon
Opp	53, Elon

Fewest Points In Second Half

SC	22, vs. Jacksonville State
Opp	19, USC Upstate

Largest Margin of Victory

SC	35, vs. SC State
Opp	31, Kentucky (Feb. 19)

Smallest Margin of Victory

SC	2, Western Kentucky
Opp	2, Mississippi State

Points in the paint 848/28.3 pg

Points off turnovers 450/15.0 pg

Second chance points 414/13.8 pg

Fast break points 235/7.8 pg

Starter points 1,390/46.3 pg

Bench points 637/21.2 pg

►2010-11 GAME BY GAME COMPARISON

	Date	Result	FG-A	Pct	3FG-A	Pct	FT-A	Pct	O-D-Total	PF	Pts	A	TO	Blk	Stl	Min	Half
Elon			23-60	.383	13-31	.419	20-28	.714	11-25-36	21	79	16	15	1	6	200	26
South Carolina	Nov. 12	W, 94-79	35-66	.530	9-16	.563	15-27	.556	15-28-43	22	94	23	13	6	10	200	43
Michigan State			29-53	.547	7-17	.412	17-34	.500	11-30-41	21	82	23	19	5	11	200	42
South Carolina	Nov. 16	L, 73-82	25-70	.357	11-31	.355	12-21	.571	21-23-44	25	73	11	20	1	10	200	25
Radford			19-56	.339	5-15	.333	13-22	.591	12-22-34	22	56	13	20	2	6	200	19
South Carolina	Nov. 19	W, 85-56	29-69	.420	11-31	.355	16-23	.696	21-30-51	19	85	15	14	8	9	200	49
USC Upstate			15-58	.259	3-22	.136	8-16	.500	12-22-34	16	41	10	13	11	10	200	22
South Carolina	Nov. 23	W, 57-41	23-63	.365	4-18	.222	7-11	.636	21-34-55	13	57	11	17	3	4	200	24
Western Kentucky			32-79	.405	8-23	.348	13-21	.619	16-36-52	13	85	15	19	6	3	250	37
South Carolina	Nov. 27	W, 87-85 (2OT)	33-83	.398	9-22	.409	12-18	.667	17-36-53	23	87	12	16	6	11	250	27
Delaware State			22-55	.400	4-19	.211	13-14	.929	14-16-30	19	61	9	16	2	7	200	37
South Carolina	Dec. 1	W, 74-61	29-56	.518	4-12	.333	12-20	.600	13-20-33	13	74	14	15	8	9	200	35
Clemson			22-57	.386	3-16	.188	13-18	.722	15-21-36	19	60	7	16	1	6	200	31
South Carolina	Dec. 5	W, 64-60	25-54	.463	6-13	.462	8-15	.533	8-23-31	17	64	10	12	6	10	200	34
Wofford			17-52	.327	5-15	.333	14-20	.700	10-19-29	17	53	13	17	1	8	200	20
South Carolina	Dec. 11	W, 64-53	24-49	.490	5-15	.333	11-17	.647	7-29-36	21	64	11	19	5	7	200	32
Ohio State			27-63	.429	4-16	.250	21-28	.750	14-30-44	11	79	14	8	7	6	200	42
South Carolina	Dec. 18	L, 57-79	23-60	.383	8-21	.381	3-7	.429	10-25-35	21	57	10	15	5	3	200	21
Furman			30-57	.526	7-15	.467	24-29	.828	13-31-44	14	91	18	17	1	7	200	41
South Carolina	Dec. 22	L, 75-91	26-60	.433	12-30	.400	11-20	.550	9-17-26	25	75	9	14	6	3	200	33
Jacksonville State			19-53	.358	6-15	.400	5-11	.455	12-18-30	14	49	10	15	1	5	200	24
South Carolina	Dec. 29	W, 56-49	20-54	.370	5-19	.263	11-14	.786	16-25-41	9	56	11	19	8	4	200	34
Boston College			33-64	.516	13-32	.406	6-10	.600	11-33-44	13	85	23	14	0	4	200	44
South Carolina	Jan. 1	L, 70-85	26-68	.382	7-26	.269	11-18	.611	11-19-30	12	70	12	7	3	11	200	31
SC State			22-64	.344	2-11	.182	10-16	.625	15-17-32	18	56	7	18	4	5	200	22
South Carolina	Jan. 4	W, 91-56	33-62	.532	10-24	.417	15-22	.682	14-28-42	16	91	17	16	15	8	200	44
Vanderbilt			25-64	.391	7-20	.350	18-24	.750	14-27-41	17	75	14	10	1	4	225	37
South Carolina	Jan. 8	W, 83-75 (OT)	33-75	.440	10-27	.370	7-12	.583	19-29-48	17	83	12	9	12	4	225	30
Alabama			23-53	.434	0-3	.000	11-18	.611	11-30-41	17	57	6	16	6	11	200	26
South Carolina	Jan. 12	L, 47-57	16-56	.286	6-18	.333	9-15	.600	14-22-36	14	47	8	20	9	4	200	21
Florida			26-58	.448	5-13	.385	12-22	.545	14-22-36	14	69	13	9	5	2	200	25
South Carolina	Jan. 15	W, 72-69	27-61	.443	7-21	.333	11-15	.733	14-25-39	18	72	14	8	7	4	200	35
Arkansas			24-49	.490	3-10	.300	23-34	.676	8-28-36	26	74	13	17	5	8	225	30
South Carolina	Jan. 19	W, 81-74 (OT)	27-67	.403	7-23	.304	20-30	.667	19-22-41	24	81	9	16	8	6	225	35
Kentucky			20-47	.426	3-13	.231	24-29	.828	8-26-34	18	67	8	14	6	5	200	36
South Carolina	Jan. 22	L, 58-67	19-57	.333	3-18	.167	17-26	.654	16-21-37	21	58	6	13	5	5	200	26
Auburn			26-63	.413	1-5	.200	26-34	.765	16-31-47	17	79	10	9	2	4	200	33
South Carolina	Jan. 29	L, 64-79	24-70	.343	7-33	.212	9-16	.563	13-22-35	26	64	10	8	11	4	200	28
LSU			18-51	.353	5-18	.278	15-22	.682	14-19-33	18	56	5	14	1	5	200	27
South Carolina	Feb. 2	W, 64-56	22-50	.440	6-16	.375	14-17	.824	11-23-34	21	64	7	13	6	4	200	31
Vanderbilt			27-53	.509	11-20	.550	13-19	.684	15-19-34	13	78	17	16	4	5	200	30
South Carolina	Feb. 5	L, 60-78	23-55	.418	6-21	.286	8-15	.533	13-16-29	18	60	11	15	4	12	200	23
Florida			31-56	.554	8-18	.444	9-13	.692	12-19-31	11	79	15	16	0	7	200	38
South Carolina	Feb. 9	L, 60-79	23-55	.418	8-22	.364	6-11	.545	12-16-28	17	60	11	18	2	6	200	27
Georgia			23-50	.460	5-12	.417	9-15	.600	11-28-39	18	60	16	17	6	5	200	28
South Carolina	Feb. 12	L, 56-60	18-59	.305	4-23	.174	16-21	.762	15-17-32	16	56	9	9	6	8	200	9
Tennessee			23-52	.442	6-18	.333	21-35	.600	14-34-48	11	73	16	16	1	6	200	33
South Carolina	Feb. 16	L, 67-73	24-73	.329	10-32	.313	9-12	.750	17-25-42	22	67	9	11	7	7	200	25
Kentucky			29-58	.500	11-20	.550	21-27	.778	14-28-42	13	90	15	10	3	5	200	50
South Carolina	Feb. 19	L, 59-90	22-64	.344	6-23	.261	9-14	.643	14-20-34	20	59	10	10	3	6	200	21
Ole Miss			24-65	.369	9-27	.333	16-21	.762	17-21-38	16	73	9	15	4	5	200	34
South Carolina	Feb. 22	W, 79-73	26-65	.400	7-22	.318	20-22	.909	17-25-42	18	79	12	15	5	8	200	38
Georgia			23-50	.460	4-11	.364	14-19	.737	12-30-42	12	64	12	17	4	5	200	39
South Carolina	Feb. 26	L, 48-64	17-60	.283	1-19	.053	13-18	.722	15-19-34	17	48	4	12	1	9	200	22
Tennessee			22-43	.512	4-11	.364	25-34	.735	8-19-27	15	73	15	13	0	3	200	40
South Carolina	March 3	L, 69-73	26-66	.394	5-18	.278	12-13	.923	20-15-35	24	69	5	10	7	8	200	23
Mississippi State			19-51	.373	11-26	.423	11-15	.733	11-30-41	7	60	14	16	5	6	200	29
South Carolina	March 5	L, 58-60	23-64	.359	5-18	.278	7-8	.875	12-23-35	15	58	9	8	3	9	200	23
Ole Miss			23-56	.411	6-19	.316	14-19	.737	12-31-43	9	66	10	13	3	2	200	30
South Carolina	March 10	L, 55-66	20-67	.299	8-30	.267	7-12	.583	17-26-43	18	55	15	10	10	5	200	26

►2010-11 RESULTS

Date	Opponent	W/L	Score	Record	Points	Rebounds	Assists	Steals	Attendance
Nov. 12	ELON	W	94-79	1-0	Muldrow (20)	Jackson (10)	Ellington (7)	Jackson (3)	12,408 (paid)
Nov. 16	at No. 2/2 Michigan State	L	73-82	1-1	Ellington (22)	Cooke (11)	Ellington (5)	Ellington (4)	14,797
Nov. 19	RADFORD	W	85-56	2-1	Spiinella (15)	Harris (10)	Ellington (5)	3 with 2	10,017 (paid)
Nov. 23	USC UPSTATE	W	57-41	3-1	Galloway (12)	Jackson (11)	Jackson (4)	3 with 1	8,643 (paid)
Nov. 27	at Western Kentucky	W (2OT)	87-85	4-1	Galloway (22)	Cooke (12)	Ellington (8)	Ellington (3)	6,012
Dec. 1	DELAWARE STATE	W	74-61	5-1	3 with 12	Jackson (8)	3 with 3	Jackson (3)	9,207 (paid)
Dec. 5	CLEMSON	W	64-60	6-1	Ellington (14)	Jackson (6)	Jackson (4)	Cooke (4)	10,177 (paid)
Dec. 11	WOFFORD	W	64-53	7-1	Ellington (18)	Muldrow (14)	Jackson (3)	Cooke (4)	8,813 (paid)
Dec. 18	at No. 2/2 Ohio State	L	57-79	7-2	Muldrow (14)	Jackson/Muldrow (8)	Ellington (5)	Muldrow (2)	15,497
Dec. 22	at Furman	L	75-91	7-3	Ellington (31)	Jackson (7)	Ellington (3)	3 with 1	2,717
Dec. 29	JACKSONVILLE STATE	W	56-49	8-3	Galloway (15)	Muldrow (11)	Ellington/Smith (3)	Muldrow (2)	8,713 (paid)
Jan. 1	BOSTON COLLEGE	L	70-85	8-4	Ellington (21)	Cooke (7)	Jackson (5)	Jackson/Galloway (3)	8,658 (paid)
Jan. 4	SC STATE	W	91-56	9-4	Jackson/Richardson (17)	Muldrow (11)	Jackson (5)	Smith/Cooke (2)	8,631 (paid)
Jan. 8	VANDERBILT*	W (OT)	83-75	10-4	Ellington (22)	Muldrow (14)	Ellington (4)	Ellington (2)	10,439 (paid)
Jan. 12	at Alabama*	L	47-57	10-5	Cooke (11)	Jackson (11)	Smith (3)	Cooke (3)	11,572
Jan. 15	at Florida*	W	72-69	11-5	Ellington (23)	Cooke (7)	Galloway (6)	4 with 1	12,158
Jan. 19	ARKANSAS*	W (OT)	81-74	12-5	Galloway (21)	Cooke (11)	Ellington (4)	Cooke (2)	11,005
Jan. 22	KENTUCKY*	L	58-67	12-6	Muldrow (23)	Muldrow (13)	Ellington (4)	Richardson/Galloway (2)	18,000 (paid)
Jan. 29	AUBURN*	L	64-79	12-7	Galloway (20)	Muldrow (9)	Ellington (4)	4 with 1	10,281 (paid)
Feb. 2	at LSU*	W	64-56	13-7	Ellington (20)	Jackson (8)	Jackson (4)	4 with 1	7,311
Feb. 5	at Vanderbilt*	L	60-78	13-8	Galloway (16)	Muldrow/Cooke (7)	Jackson (7)	Galloway (4)	14,316
Feb. 9	FLORIDA*	L	60-79	13-9	Ellington (14)	Muldrow (6)	Galloway/Ellington (3)	Ellington/Richardson (2)	10,525 (paid)
Feb. 12	GEORGIA*	L	56-60	13-10	Cooke (15)	Muldrow (6)	Galloway/Ellington (3)	Muldrow/Cooke (2)	11,835 (paid)
Feb. 16	at Tennessee*	L	67-73	13-11	Cooke (22)	Cooke/Slawson (8)	Ellington (3)	Cooke/Galloway (2)	18,402
Feb. 19	at Kentucky*	L	59-90	13-12	Cooke (12)	Cooke (8)	Ellington (5)	Galloway (2)	24,338
Feb. 22	OLE MISS*	W	79-73	14-12	Muldrow (23)	Muldrow (10)	Smith (7)	Cooke (3)	9,765 (paid)
Feb. 26	at Georgia*	L	48-64	14-13	Cooke (11)	Cooke (9)	Smith (3)	Galloway (4)	10,355
March 3	TENNESSEE*	L	69-73	14-14	Muldrow (24)	Muldrow (12)	Muldrow/Ellington (2)	Cooke/Ellington (2)	10,137 (paid)
March 5	at Mississippi State*	L	58-60	14-15	Ellington (15)	Muldrow (7)	Jackson/Galloway (3)	3 with 2	7,955
March 10	vs. Ole Miss	L	55-66	14-16	Galloway (17)	Muldrow (9)	Ellington/Jackson (4)	Cooke (2)	12,144

►2010-11 STARTING LINEUPS

Guard	Guard	Forward	Forward	Forward	2010-11	Games
Ellington	Richardson	Cooke	Jackson	Muldrow	7-3	10
Ellington	Richardson	Harris	Jackson	Muldrow	5-4	9
Ellington	Richardson	Harris	Galloway (guard)	Muldrow	0-1	1
Ellington	Galloway	Harris	Jackson	Muldrow	1-2	3
Ellington	Richardson	Harris	Cooke	Muldrow	1-3	4
Ellington	Jackson	Jefferson	Cooke	Muldrow	0-1	1
Ellington	Jackson	Harris	Cooke	Muldrow	0-2	2

THE LAST TIME IN SOUTH CAROLINA BASKETBALL...

THE LAST TIME AN INDIVIDUAL PLAYER...

Scored 20 or more points:	South Carolina: Sam Muldrow (24) vs. Tennessee, March 3, 2011 in Columbia Opponent: Chris Warren (20), Ole Miss, March 10, 2011 in Atlanta, Ga.
Scored 30 or more points:	South Carolina: Bruce Ellington, 31, at Furman, Dec. 22, 2010 in Greenville, S.C. Opponent: Chris Warren (33), Ole Miss, Feb. 22, 2011 in Columbia
Scored 35 or more points:	South Carolina: Devan Downey, 36 at Florida, Jan. 23, 2010 in Gainesville, Fla. Opponent: Joe Crawford (Kentucky), 35, March 5, 2008 in Columbia
Scored 40 or more points:	South Carolina: N/A thru 1992-93 season Opponent: Austin Carr (Notre Dame), 43, Dec. 30, 1969 in New Orleans, La.
Collected 20 or more rebounds:	South Carolina: Emmett Hall, 23 vs. College of Charleston, Dec. 22, 1993 in Columbia Opponent: Ekpe Udoh (Baylor), 20, Jan. 2, 2010 in Columbia
Collected 15 or more rebounds:	South Carolina: Sam Muldrow, 16 at Tennessee, Feb. 6, 2010 in Knoxville, Tenn. Opponent: Jared Sullinger (Ohio State), 19, Dec. 18, 2010 in Columbus, Ohio
Made 12 or more field goals:	South Carolina: Devan Downey, 12 vs. Georgia, Jan. 30, 2010 in Columbia Opponent: A.J. Ogilvy (Vanderbilt), 12, Feb. 28, 2009 in Nashville, Tenn.
Made 10 or more field goals:	South Carolina: Bruce Ellington, 11 vs. Furman, Dec. 22, 2010 in Greenville, S.C. Opponent: Jared Sullinger (Ohio State), 30, Dec. 18, 2010 in Columbus, Ohio
Attempted 20 or more field goals:	South Carolina: Bruce Ellington (20) at Mississippi State, March 5, 2011 in Starkville, Miss. Opponent: Zach Graham (20), Ole Miss, Feb. 22, 2011 in Columbia
Attempted 25 or more field goals:	South Carolina: Devan Downey, 25, at Kentucky, Feb. 25, 2010 in Lexington, Ky. Opponent: Kemmy Burgess (Alaska-Anchorage), 26, Nov. 24, 2005 in Anchorage, AK
Dished 10 or more assists:	South Carolina: Devan Downey, 11, vs. LSU, March 13, 2008 in Atlanta, Ga. Opponent: Curtis Jerrells (Baylor), 10, Jan. 2, 2009 in Waco, Texas
Swiped 5 or more steals:	South Carolina: Devan Downey, 6, vs. Vanderbilt, Jan. 16, 2010 in Columbia Opponent: Frankie Sullivan (Auburn), 5, Jan. 9, 2010 in Auburn, Ala.
Blocked 5 or more shots:	South Carolina: Sam Muldrow (7), vs. Ole Miss, March 10, 2011 in Atlanta, Ga. Opponent: Aaric Murray (LaSalle), 5, Nov. 19, 2009 in Charleston, S.C.
Made 5 or more 3-point field goals:	South Carolina: Ramon Galloway (5) vs. Ole Miss, March 10, 2011 in Atlanta, Ga. Opponent: Ravern Johnson (7), Mississippi State, March 5, 2011 in Starkville, Miss.
Attempted 8 or more 3-point field goals:	South Carolina: Ramon Galloway (12) vs. Ole Miss, March 10, 2011 in Atlanta, Ga. Opponent: Ravern Johnson (14), Mississippi State, March 5, 2011 in Starkville, Miss.
Made 10 or more free throws:	South Carolina: Devan Downey, 11, vs. Florida, Feb. 10, 2010 in Columbia Opponent: Tobias Harris (11) Tennessee, March 3, 2011 in Columbia
Attempted 15 or more free throws:	South Carolina: Mike Boynton (19) vs. Arkansas, March 11, 2004 in Atlanta, Ga. Opponent: Amu Saaka (Furman), 14, Dec. 22, 2010 in Greenville, S.C.
Played all 40 minutes of regulation:	South Carolina: Devan Downey, 40, vs. Tennessee, March 14, 2008 in Atlanta, Ga. Opponent: Chris Warren (40), March 10, 2011 in Atlanta, Ga.
A player hit a last-second shot to win a game:	South Carolina: Mike Holmes vs. Alabama (Feb. 14, 2009) in Tuscaloosa, Ala. Opponent: Chandler Parsons (Florida), Jan. 23, 2010 in Gainesville, Fla.
A player had a double-double:	South Carolina: Sam Muldrow (24 points, 12 rebounds), vs. Tennessee, March 3, 2011 in Columbia Opponent: Terrance Henry (Ole Miss), 14 points, 11 rebounds, March 10, 2011 in Atlanta, Ga.
Two or more players had a double-double:	South Carolina: Dominique Archie (12 points, 10 rebounds) & Mike Holmes (14 points, 13 rebounds) vs. Winthrop, Nov. 16, 2008 in Columbia Opponent: Renardo Sidney (13 points, 12 rebounds), Kodi Augustus (15 points, 10 rebounds), Mississippi State, March 5, 2011 in Starkville, Miss.
A player had a triple-double:	South Carolina: Sam Muldrow (16 points, 14 rebounds, 10 blocks) vs. Vanderbilt, Jan. 8, 2011 in Columbia *** Only second triple-double in South Carolina history (Chuck Eidson (25 points, 10 rebounds, 10 assists), vs. SC State, Nov. 29, 2002 in Columbia) Opponent: Daniel Hackett (Southern California - 22 points, 10 rebounds, 10 assists), Nov. 17, 2007 in Columbia
Scored 30 or more points in back-to-back games:	South Carolina: Devan Downey, 30 vs. Kentucky (Jan. 26, 2010) in Columbia 33 vs. Georgia (Jan. 30, 2010) in Columbia
Scored 25 or more points in back-to-back games:	South Carolina: Devan Downey, 33 vs. Georgia (Jan. 30, 2010) in Columbia 26 at Tennessee (Feb. 6, 2010) in Knoxville, Tenn.

THE LAST TIME A TEAM...

Scored 100 or more points:	South Carolina: 103 vs. The Citadel (Nov. 12, 2007) in Columbia Opponent: 107, Vanderbilt (Feb. 17, 1996) in Nashville, Tenn.
Scored 50 points or less:	South Carolina: 48 at Georgia, Feb. 26, 2011 in Athens, Ga. Opponent: 49, Jacksonville State, Dec. 29, 2010 in Columbia
Scored 50 points in a half:	South Carolina: 51 (2nd half; Nov. 12, 2010) vs. Elon in Columbia Opponent: 50, Kentucky (1st half), Feb. 19, 2011 in Lexington, Ky.
Failed to score 25 points in a half:	South Carolina: 23, (1st half), at Mississippi State, March 5, 2011 in Starkville, Miss. Opponent: 22, SC State (1st half, Jan. 4, 2011) in Columbia
Collected 50 or more rebounds:	South Carolina: 53 vs. WKU, Nov. 27, 2010 in Bowling Green, Ky. Opponent: 52, WKU, Nov. 27, 2010 in Bowling Green, Ky.
Shot 60% or better from the field:	South Carolina: 60.8% (31-51) at Western Carolina (Nov. 18, 2005) in Cullowhee, N.C. Opponent: 61.1% (33-54), Vanderbilt (Jan. 16, 2010) in Columbia
Shot 50% or better from the field:	South Carolina: 53.2% (33-62) vs. SC State, Jan. 4, 2011 in Columbia Opponent: 51.2% (22-43), Tennessee, March 3, 2011 in Columbia
Shot less than 30% from the field:	South Carolina: 29.9% (20-67) vs. Ole Miss, March 10, 2011 in Atlanta, Ga. Opponent: 25.9% (15-58), USC Upstate (Nov. 23, 2010) in Columbia
Shot 50% or better from 3-point range (at least 10 attempts):	South Carolina: 56.3% (9-16) vs. Elon (Nov. 12 2010) in Columbia Opponent: 55.0% (11-20) Kentucky, Feb. 19, 2011 in Lexington, Ky.
Shot 20% or less from 3-point range (at least 10 attempts):	South Carolina: 5.3% (1-19) at Georgia, Feb. 26, 2011 in Athens, Ga. Opponent: 18.2% (2-11) SC State, Jan. 4, 2011 in Columbia
Dished 20 or more assists:	South Carolina: 23 vs. Elon (Nov. 12, 2010) in Columbia Opponent: 23, Boston College (Jan. 1, 2011) in Columbia
Made 35 or more shots:	South Carolina: 35 vs. Elon (Nov. 19, 2010) in Columbia Opponent: 35, Tennessee (March 5, 2009) in Columbia
Attempted 80 or more shots:	South Carolina: 83 vs. WKU (Nov. 27, 2010) in Bowling Green, Ky. Opponent: 83, LSU (Feb. 10, 1996) in Columbia
Attempted 70 or more shots:	South Carolina: 73, at Tennessee, Feb. 16, 2011 in Knoxville, Tenn. Opponent: 79, WKU (Nov. 27, 2010) in Bowling Green, Ky.
Made 10 or more 3-pointers:	South Carolina: 10, at Tennessee, Feb. 16, 2011 in Knoxville, Tenn. Opponent: 11, Mississippi State, March 5, 2011 in Starkville, Miss.
Did not make a 3-pointer:	South Carolina: 0, vs. Mississippi State (March 2, 2002) in Columbia Opponent: 0, Alabama (Jan. 12, 2011) in Tuscaloosa, Ala.
Attempted 30 or more 3-pointers:	South Carolina: 30 vs. Ole Miss, March 10, 2011 in Atlanta, Ga. Opponent: 32, Boston College (Jan. 1, 2011) in Columbia
Attempted 25 or more 3-pointers:	South Carolina: 30 vs. Ole Miss, March 10, 2011 in Atlanta, Ga. Opponent: 26, Mississippi State, March 5, 2011 in Starkville, Miss.
Made 30 or more free throws:	South Carolina: 32 vs. Vanderbilt (Jan. 28, 2009) in Columbia Opponent: 31, Florida (Feb. 3, 2009) in Gainesville, Fla.
Attempted 40 or more free throws:	South Carolina: 44 vs. Georgia Southern (Nov. 16, 2009) in Columbia Opponent: 40, Florida (Feb. 3, 2009) in Gainesville, Fla.
Swiped 15 or more steals:	South Carolina: 15 vs. Vanderbilt (Jan. 16, 2010) in Columbia Opponent: 17, Indiana (Nov. 8, 1998) in Indianapolis, Ind.
Blocked 12 or more shots:	South Carolina: 12, vs. Vanderbilt, Jan. 8, 2011 in Columbia Opponent: 13, Syracuse (Jan. 21, 1999) in Syracuse, N.Y.
Blocked 8 or more shots:	South Carolina: 10, vs. Ole Miss, March 10, 2011 in Atlanta, Ga. Opponent: 8, Kentucky (Feb. 25, 2010) in Lexington, Ky.
Won by 30 or more points:	South Carolina: 35 vs. SC State (91-56), Jan. 4, 2011 in Columbia Opponent: 31, Kentucky, Feb. 19, 2011 in Lexington, Ky.
Won by 20 or more points:	South Carolina: 35 vs. SC State (91-56), Jan. 4, 2011 in Columbia Opponent: 31, Feb. 19, 2011 in Lexington, Ky.
Played a single overtime game:	Win: 81-74 vs. Arkansas (81-74), Jan. 19, 2011 in Columbia Loss: 82-80 vs. College of Charleston (Nov. 28, 2008) in Charleston, S.C.
Played a double overtime game:	Win: 87-85 vs. WKU (Nov. 27, 2010) in Bowling Green, Ky. Loss: 98-88 vs. Louisville (Feb. 20, 1988) in Columbia

South Carolina played a No. 1 Team in the country:	Win: 68-62 vs. Kentucky (Jan. 26, 2010) in Columbia Loss: 81-56 vs. Duke (Nov. 20, 2001) in Maui, Hawaii
South Carolina played a top-5 opponent:	Win: 68-62 vs. No. 1/1 Kentucky (Jan. 26, 2010) in Columbia Loss: 57-79 at No. 2/2 Ohio State (Dec. 18, 2010) in Columbus, Ohio
South Carolina played a top-10 opponent:	Win: 68-62 vs. No. 1/1 Kentucky (Jan. 26, 2010) in Columbia Loss: 57-79 at No. 2/2 Ohio State (Dec. 18, 2010) in Columbus, Ohio
South Carolina played a top-25 opponent:	Win: 83-75 (OT) win over No. 22/24 Vanderbilt, Jan. 8, 2011 in Columbia Loss: 59-90 loss to No. 22/22 Kentucky, Feb. 19, 2011 in Lexington, Ky.
South Carolina defeated a ranked opponent:	Home: 83-75 vs. No. 22/24 Vanderbilt (Jan. 8, 2011) in Columbia Away: 77-73 at No. 13/19 Vanderbilt (March 6, 2010) in Nashville, Tenn. SEC Home: 83-75 vs. No. 22/24 Vanderbilt (Jan. 8, 2011) in Columbia SEC Away: 77-73 at No. 13/19 Vanderbilt (March 6, 2010) in Nashville, Tenn. Non-conference away: 85-84 at No. 19/20 Baylor (Jan. 2, 2009) in Waco, Texas
South Carolina opened up the season:	Home: 94-79 win over Elon (Nov. 12, 2010) in Columbia Away: 87-62 win at Western Carolina (Nov. 18, 2005) in Cullowhee, N.C. Neutral: 74-61 win vs. Chaminade (Nov. 19, 2001) in Maui, Hawaii (Maui Invite)
South Carolina opened up SEC play:	Home: 83-75 win vs. No. 22/24 Vanderbilt (Jan. 8, 2011) in Columbia Away: 80-71 win at Auburn (Jan. 9, 2010) in Auburn, Ala.

2010-11 South Carolina Basketball
 South Carolina Combined Team Statistics (as of Mar 14, 2011)
 All games

RECORD:	OVERALL	HOME	AWAY	NEUTRAL
ALL GAMES	14-16	11-6	3-9	0-1
CONFERENCE	5-11	3-5	2-6	0-0
NON-CONFERENCE	9-5	8-1	1-3	0-1

##	Player	gp-gs	min	avg	Total		3-Point		F-Throw		Rebounds				pf	dq	a	to	blk	stl	pts	avg
					fg-fga	fg%	3fg-fga	3fg%	ft-fa	ft%	off	def	tot	avg								
23	ELLINGTON, Bruce	30-30	928	30.9	138-423	.326	61-198	.308	47-74	.635	25	75	100	3.3	75	0	97	87	0	31	384	12.8
44	MULDROW, Sam	30-30	868	28.9	130-311	.418	23-78	.295	59-82	.720	79	139	218	7.3	78	3	12	49	103	17	342	11.4
12	GALLOWAY, Ramon	30-4	734	24.5	112-313	.358	44-133	.331	54-77	.701	16	61	77	2.6	73	3	50	62	3	34	322	10.7
15	COOKE, Malik	30-17	773	25.8	99-221	.448	14-47	.298	71-89	.798	87	104	191	6.4	86	4	21	48	16	44	283	9.4
30	JACKSON, Lakeem	26-25	731	28.1	87-182	.478	3-10	.300	26-62	.419	71	75	146	5.6	40	0	66	46	5	24	203	7.8
02	RICHARDSON, Brian	30-24	582	19.4	53-158	.335	41-122	.336	30-44	.682	5	43	48	1.6	57	1	16	29	6	20	177	5.9
24	HARRIS, Damontre	29-19	491	16.9	47-82	.573	0-2	.000	13-22	.591	48	56	104	3.6	61	1	13	21	26	14	107	3.7
01	SPINELLA, Stephen	15-0	164	10.9	13-36	.361	7-18	.389	5-9	.556	8	13	21	1.4	8	0	1	8	2	5	38	2.5
05	SMITH, Eric	28-0	371	13.3	20-66	.303	8-35	.229	20-32	.625	6	16	22	0.8	29	0	42	25	0	6	68	2.4
33	SLAWSON, RJ	28-0	252	9.0	24-58	.414	6-19	.316	9-11	.818	22	37	59	2.1	40	1	4	14	5	7	63	2.3
32	JEFFERSON, Johndre	23-1	206	9.0	18-28	.643	0-0	.000	4-8	.500	12	26	38	1.7	15	0	5	9	20	6	40	1.7
Team											62	58	120				4					
Total.....		30	6100		741-1878	.395	207-662	.313	338-510	.663	441	703	1144	38.1	562	13	327	402	186	208	2027	67.6
Opponents.....		30	6100		716-1690	.424	179-511	.350	459-667	.688	377	762	1139	38.0	470	-	386	445	98	172	2070	69.0

TEAM STATISTICS	SC	OPP	Date	Opponent	Score	Att.
SCORING	2027	2070	11/12/10	ELON	w 94-79	12408
Points per game	67.6	69.0	11/16/10	at Michigan State	L 73-82	14797
Scoring margin	-1.4	-	11/19/10	RADFORD	w 85-56	10017
FIELD GOALS-ATT	741-1878	716-1690	11/23/10	USC UPSTATE	w 57-41	8643
Field goal pct	.395	.424	11/27/10	at WKU	wo2 87-85	6012
3 POINT FG-ATT	207-662	179-511	12/1/10	DELAWARE STATE	w 74-61	9207
3-point FG pct	.313	.350	12/5/10	CLEMSON	w 64-60	10177
3-pt FG made per game	6.9	6.0	12/11/10	WOFFORD	w 64-53	8813
FREE THROWS-ATT	338-510	459-667	12/18/10	at Ohio State	L 57-79	15497
Free throw pct	.663	.688	12/22/10	at Furman	L 75-91	2717
F-Throws made per game	11.3	15.3	12/29/10	JACKSONVILLE STATE	w 56-49	8713
REBOUNDS	1144	1139	1/1/11	BOSTON COLLEGE	L 70-85	8658
Rebounds per game	38.1	38.0	1/4/11	SC STATE	w 91-56	8631
Rebounding margin	+0.2	-	* 1/8/11	VANDERBILT	Wot 83-75	10439
ASSISTS	327	386	* 01/12/11	at Alabama	L 47-57	11572
Assists per game	10.9	12.9	* 01/15/11	at University of Florida	w 72-69	12158
TURNOVERS	402	445	* 01/19/11	ARKANSAS	Wot 81-74	11005
Turnovers per game	13.4	14.8	* 1/22/11	KENTUCKY	L 58-67	18000
Turnover margin	+1.4	-	* 1/29/11	AUBURN	L 64-79	10281
Assist/turnover ratio	0.8	0.9	* 02/02/11	at LSU	w 64-56	7311
STEALS	208	172	* 2/05/11	at Vanderbilt	L 60-78	14316
Steals per game	6.9	5.7	* 2/9/11	UNIVERSITY OF FLORIDA	L 60-79	10525
BLOCKS	186	98	* 2/12/11	GEORGIA	L 56-60	11835
Blocks per game	6.2	3.3	* 02/16/11	at Tennessee	L 67-73	18402
ATTENDANCE	177254	157574	* 02/19/11	at Kentucky	L 59-90	24338
Home games-Avg/Game	17-10427	12-12119	* 2/22/11	OLE MISS	w 79-73	9765
Neutral site-Avg/Game	-	1-12144	* 02/26/11	at Georgia	L 48-64	10355
Score by Periods	1st	2nd	OT	OT2	Totals	
South Carolina	875	1110	30	12	2027	
Opponents	972	1073	15	10	2070	

* = Conference game

2010-11 South Carolina Basketball
 South Carolina Combined Team Statistics (as of Mar 23, 2011)
 Conference games

RECORD:	OVERALL	HOME	AWAY	NEUTRAL
ALL GAMES	5-11	3-5	2-6	0-0
CONFERENCE	5-11	3-5	2-6	0-0
NON-CONFERENCE	0-0	0-0	0-0	0-0

##	Player	gp-gs	min	avg	Total		3-Point		F-Throw		Rebounds				pf	dq	a	to	blk	stl	pts	avg
					fg-fga	fg%	3fg-fga	3fg%	ft-fa	ft%	off	def	tot	avg								
44	MULDROW, Sam	16-16	516	32.2	79-183	.432	15-50	.300	35-53	.660	47	79	126	7.9	46	2	8	29	62	8	208	13.0
23	ELLINGTON, Bruce	16-16	500	31.3	69-237	.291	31-122	.254	23-35	.657	18	32	50	3.1	41	0	42	43	0	14	192	12.0
12	GALLOWAY, Ramon	16-4	437	27.3	61-182	.335	17-67	.254	38-48	.792	11	42	53	3.3	38	2	30	30	2	21	177	11.1
15	COOKE, Malik	16-6	433	27.1	54-116	.466	8-22	.364	51-58	.879	44	56	100	6.3	47	3	8	21	8	26	167	10.4
30	JACKSON, Lakeem	12-11	335	27.9	33-74	.446	1-3	.333	6-22	.273	30	28	58	4.8	17	0	25	22	1	4	73	6.1
02	RICHARDSON, Brian	16-11	258	16.1	19-68	.279	16-50	.320	10-18	.556	4	18	22	1.4	31	1	3	15	3	11	64	4.0
24	HARRIS, Damontre	16-15	293	18.3	28-49	.571	0-2	.000	7-10	.700	28	27	55	3.4	40	1	6	9	12	9	63	3.9
05	SMITH, Eric	16-0	260	16.3	15-49	.306	6-24	.250	13-17	.765	6	7	13	0.8	18	0	23	15	0	4	49	3.1
33	SLAWSON, RJ	15-0	153	10.2	11-32	.344	4-11	.364	4-4	1.000	11	20	31	2.1	27	1	0	4	2	4	30	2.0
32	JEFFERSON, Johndre	9-1	51	5.7	1-2	.500	0-0	.000	0-0	.000	2	4	6	0.7	2	0	1	4	6	2	2	0.2
01	SPINELLA, Stephen	2-0	14	7.0	0-5	.000	0-3	.000	0-0	.000	2	1	3	1.5	1	0	0	0	0	1	0	0.0
Team											38	26	64				3					
Total.....		16	3250		370-997	.371	98-354	.277	187-265	.706	241	340	581	36.3	308	10	146	195	96	104	1025	64.1
Opponents.....		16	3250		383-863	.444	93-245	.380	268-381	.703	199	411	610	38.1	243	-	198	225	53	86	1127	70.4

TEAM STATISTICS	SC	OPP	Date	Opponent	Score	Att.
SCORING	1025	1127	* 1/8/11	VANDERBILT	Wot 83-75	10439
Points per game	64.1	70.4	* 01/12/11	at Alabama	L 47-57	11572
Scoring margin	-6.4	-	* 01/15/11	at University of Florida	W 72-69	12158
FIELD GOALS-ATT	370-997	383-863	* 01/19/11	ARKANSAS	Wot 81-74	11005
Field goal pct	.371	.444	* 1/22/11	KENTUCKY	L 58-67	18000
3 POINT FG-ATT	98-354	93-245	* 1/29/11	AUBURN	L 64-79	10281
3-point FG pct	.277	.380	* 02/02/11	at LSU	W 64-56	7311
3-pt FG made per game	6.1	5.8	* 2/05/11	at Vanderbilt	L 60-78	14316
FREE THROWS-ATT	187-265	268-381	* 2/9/11	UNIVERSITY OF FLORIDA	L 60-79	10525
Free throw pct	.706	.703	* 2/12/11	GEORGIA	L 56-60	11835
F-Throws made per game	11.7	16.8	* 02/16/11	at Tennessee	L 67-73	18402
REBOUNDS	581	610	* 02/19/11	at Kentucky	L 59-90	24338
Rebounds per game	36.3	38.1	* 2/22/11	OLE MISS	W 79-73	9765
Rebounding margin	-1.8	-	* 02/26/11	at Georgia	L 48-64	10355
ASSISTS	146	198	* 3/3/11	TENNESSEE	L 69-73	10137
Assists per game	9.1	12.4	* 03-05-11	at Mississippi State	L 58-60	7955
TURNOVERS	195	225	* = Conference game			
Turnovers per game	12.2	14.1				
Turnover margin	+1.9	-				
Assist/turnover ratio	0.7	0.9				
STEALS	104	86				
Steals per game	6.5	5.4				
BLOCKS	96	53				
Blocks per game	6.0	3.3				
ATTENDANCE	91987	106407				
Home games-Avg/Game	8-11498	8-13301				
Neutral site-Avg/Game	-	0-0				

Score by Periods	1st	2nd	OT	Totals
South Carolina	417	586	22	1025
Opponents	535	585	7	1127