

# WOMEN'S BASKETBALL

# SOUTH CAROLINA

**Media Relations:** Diana Koval  
**Office:** 803.777.7977  
**Cell:** 314.369.6050  
**Email:** dkoval@mailbox.sc.edu  
**Website:** www.GamecocksOnline.com  
**Twitter:** www.Twitter.com/GamecocksOnline  
**Facebook:** www.Facebook.com/GamecocksOnline

**Game 9**  
**Dec. 11, 2011**  
**1 p.m.**  
**Columbia, S.C.**  
**Colonial Life Arena (18,000)**

## 2011-12 Schedule

<b>Fri., Nov. 4</b>	<b>Limestone (Exh.)</b>	<b>Columbia, S.C.</b>	<b>W, 84-53</b>
Fri., Nov. 11	at Illinois	Champaign, Ill.	W, 71-52
<b>Mon., Nov. 14</b>	<b>Alabama A&amp;M</b>	<b>Columbia, S.C.</b>	<b>W, 60-53</b>
Thu., Nov. 17	at Clemson	Clemson, S.C.	W, 65-48
<b>Sun., Nov. 20</b>	<b>#11/12 Penn State (SS)</b>	<b>Columbia, S.C.</b>	<b>L, 50-55</b>
<b>Wed., Nov. 23</b>	<b>C. of Charleston (SS)</b>	<b>Columbia, S.C.</b>	<b>W, 59-40</b>
<b>Sun., Nov. 27</b>	<b>Presbyterian (SS)</b>	<b>Columbia, S.C.</b>	<b>W, 52-24</b>
Wed., Nov. 30	at Xavier	Cincinnati Ohio	W, 67-56
Sun., Dec. 4	at NC State	Raleigh, N.C.	L, 53-55
<b>Sun., Dec. 11</b>	<b>Furman (SS)</b>	<b>Columbia, S.C.</b>	<b>1 p.m.</b>
<b>Wed., Dec. 14</b>	<b>South Carolina State</b>	<b>Columbia, S.C.</b>	<b>Noon</b>

### Carolinas Challenge

Sun., Dec. 18 vs. North Carolina Myrtle Beach, S.C. 3 p.m.

<b>Wed., Dec. 21</b>	<b>Savannah State</b>	<b>Columbia, S.C.</b>	<b>Noon</b>
Wed., Dec. 28	at Drexel	Philadelphia, Pa.	5 p.m.
<b>Sun., Jan. 1</b>	<b>Alabama*</b>	<b>Columbia, S.C.</b>	<b>3 p.m.</b>
<b>Thu., Jan. 5</b>	<b>Vanderbilt*</b>	<b>Columbia, S.C.</b>	<b>7 p.m.</b>
Sun., Jan. 8	at Florida*	Gainesville, Fla.	2 p.m.
Thu., Jan. 12	at LSU*	Baton Rouge, La.	8 p.m.
<b>Sun., Jan. 15</b>	<b>Kentucky*</b>	<b>Columbia, S.C.</b>	<b>3 p.m.</b>
Thu., Jan. 19	at Auburn*	Auburn, Ala.	7 p.m.
Sun., Jan. 22	at Vanderbilt* (ESPNU)	Nashville, Tenn.	1:30 p.m.
<b>Thu., Jan. 26</b>	<b>Ole Miss* (FSN)</b>	<b>Columbia, S.C.</b>	<b>7 p.m.</b>
<b>Sun., Jan. 29</b>	<b>Mississippi St.* (SECN)</b>	<b>Columbia, S.C.</b>	<b>2 p.m.</b>
Thu., Feb. 2	at Tennessee* (CSS)	Knoxville, Tenn.	7 p.m.
Thu., Feb. 9	at Arkansas*	Fayetteville, Ark.	8 p.m.
<b>Sun., Feb. 12</b>	<b>Florida* (ESPN2)</b>	<b>Columbia, S.C.</b>	<b>5 p.m.</b>
<b>Thu., Feb. 16</b>	<b>Georgia* (FSN)</b>	<b>Columbia, S.C.</b>	<b>7 p.m.</b>
Sun., Feb. 19	at Alabama* (FSN)	Tuscaloosa, Ala.	3 p.m.
Thu., Feb. 23	at Kentucky*	Lexington, Ky.	7 p.m.
<b>Sun., Feb. 26</b>	<b>Arkansas* (SECN)</b>	<b>Columbia, S.C.</b>	<b>2 p.m.</b>

### SEC Tournament

Thu., Mar. 1	First Round (FSN)	Nashville, Tenn.	TBA
Fri., Mar. 2	Quarterfinals (FSN)	Nashville, Tenn.	TBA
Sat., Mar. 3	Semifinals (ESPNU)	Nashville, Tenn.	TBA
Sun., Mar. 4	Final (ESPN2)	Nashville, Tenn.	TBA

\* indicates SEC game

All Times Listed as Eastern

Television outlet listed in parentheses – SS is SportSouth; FSN is SportsSouth, Fox Sports Southwest and Sun Sports; SECN is SEC Network; CSS is Charter Sports Southeast.



## South Carolina Gamecocks (6-2)

**Head Coach:** Dawn Staley  
**Record at South Carolina:** 48-50 (4th season)  
**Career Record:** 220-130 (12th season)  
**Record vs. Furman** 0-0



## Furman Paladins (5-2)

**Head Coach:** Jackie Carson  
**Record at Furman** 14-16 (2rd season)  
**Career Record:** 135-98 (8th season)  
**Record vs. South Carolina:** 0-3

## Game Information

<p><b>Furman Series:</b> SC leads 10-1  <b>In Columbia:</b> SC leads 7-0  <b>In Greenville:</b> SC leads 3-1  <b>At Neutral Site:</b> Never Met  <b>Tickets:</b> \$7 adult, \$4 youth (17 &amp; under)</p>	<p><b>TV:</b> SportSouth (Andy Demetra and Debbie Antonelli); ESPN3  <b>Radio:</b> WISW 1320 AM (Brad Muller and Marcy Girton); GamecocksOnline.com  <b>Live Stats:</b> GamecocksOnline.com</p>
--	---

## South Carolina Notables

- In the last two seasons, the South Carolina defense has yielded 55 points or less 21 times, including seven of eight contests this season. The Gamecocks lead the SEC and are sixth in the nation this season in scoring defense (47.9).
- Junior transfer Sancheon White has shot 50.0 percent from the field for 8.0 ppg over the last two games.
- Freshman Aleighsa Welch has averaged 13.0 points and 5.3 rebounds over the last three games, shooting 86.6 percent during that span.
- Senior La'Keisha Sutton needs 15 points and 15 assists to become just the 11th player in school history to amass at least 1,000 points and 300 assists in her career. The last to reach both marks was Cristina Ciocan in the 2003-04 season.

## Tale of the Tape

Furman	SC
5-2	6-2
2-0	0-0
2-1	3-1
3-1	3-1
0-0	0-0
68.6	59.6
60.3	47.9
.409	.360
.362	.365
.343	.216
.258	.246
.745	.590
15.4	12.8
13.3	11.4
-1.4	+7.4
43.4	39.8
+4.1	+4.1
8.9	11
5.3	5.1














## Uniform Patch



The Gamecocks have added a patch to their uniforms this season to honor teammate Shelbretta Ball, who was medically disqualified from playing this fall. The team wanted Brett and everyone watching to know that she will always be an integral part of them and what they achieve this season.

## A Snapshot of the 2011-12 Gamecocks

*Probable starters noted by shaded background and are based on previous game*

<b>0</b>		<b>Imani Sellers</b> 5-8 • Jr. • Guard Holly Hill, S.C. (Lake Marion)	<b>GP</b> 4 <b>GS</b> 0 <b>PPG</b> 0.8 <b>RPG</b> 0.3 <b>APG</b> 0.3	<b>SPG</b> 0.0 <b>BPG</b> 0.0 <b>FG%</b> .500 <b>3FG%</b> .500 <b>FT%</b> .000	<ul style="list-style-type: none"> <li>• Tied career high with three points vs. Presbyterian</li> <li>• Joined team as a walk-on in August 2010</li> <li>• High energy, great teammate</li> </ul>
<b>1</b>		<b>Ebony Wilson</b> 5-8 • Sr. • Guard Newark, N.J. (Rend Lake College)	<b>GP</b> 7 <b>GS</b> 0 <b>PPG</b> 1.7 <b>RPG</b> 1.3 <b>APG</b> 0.1	<b>SPG</b> 1.0 <b>BPG</b> 0.3 <b>FG%</b> .750 <b>3FG%</b> — <b>FT%</b> .600	<ul style="list-style-type: none"> <li>• Tied career high with 3 steals at NC State, all in second half during comeback from 12-point deficit</li> <li>• Key defender, especially in late-game situations</li> <li>• Has the ability to change the complexion of a game defensively</li> </ul>
<b>3</b>		<b>Ieasia Walker</b> 5-8 • Jr. • Guard Amityville, N.Y. (Copiague)	<b>GP</b> 8 <b>GS</b> 8 <b>PPG</b> 5.8 <b>RPG</b> 3.9 <b>APG</b> 2.3	<b>SPG</b> 2.0 <b>BPG</b> 0.5 <b>FG%</b> .267 <b>3FG%</b> .167 <b>FT%</b> .647	<ul style="list-style-type: none"> <li>• Two double-digit scoring games, team's top scorer once this season</li> <li>• 11th in SEC in steals per game</li> <li>• Tied career high with six assists vs. Presbyterian</li> <li>• Voted to preseason All-SEC Second Team by league's coaches</li> <li>• Versatile player still learning when to utilize which of her skills</li> </ul>
<b>5</b>		<b>Markeshia Grant</b> 5-6 • Sr. • Guard Tampa, Fla./ (Coll. of Central Florida)	<b>GP</b> 8 <b>GS</b> 8 <b>PPG</b> 9.0 <b>RPG</b> 1.9 <b>APG</b> 2.1	<b>SPG</b> 1.3 <b>BPG</b> 0.1 <b>FG%</b> .354 <b>3FG%</b> .265 <b>FT%</b> .700	<ul style="list-style-type: none"> <li>• Second on team in points per game</li> <li>• Three double-digit scoring games, team's top scorer twice this season</li> <li>• Career-high 18 points at Xavier</li> <li>• Dished out career-high six assists vs. Alabama A&amp;M</li> </ul>
<b>11</b>		<b>La'Keisha Sutton</b> 5-8 • Sr. • Guard Trenton, N.J. (Trenton Catholic)	<b>GP</b> 8 <b>GS</b> 8 <b>PPG</b> 7.3 <b>RPG</b> 2.5 <b>APG</b> 3.8	<b>SPG</b> 1.6 <b>BPG</b> 0.4 <b>FG%</b> .244 <b>3FG%</b> .130 <b>FT%</b> .652	<ul style="list-style-type: none"> <li>• 11th in SEC in assists and 15th in assist-to-turnover ratio (1.2)</li> <li>• Six assists and career-high seven steals at Clemson</li> <li>• Team captain (with Courtney Newton)</li> <li>• Voted to preseason All-SEC Second Team by league's coaches</li> </ul>
<b>12</b>		<b>Charenee Stephens</b> 6-0 • Sr. • Forward Decatur, Ga. (Southwest DeKalb)	<b>GP</b> 8 <b>GS</b> 8 <b>PPG</b> 5.0 <b>RPG</b> 4.5 <b>APG</b> 0.1	<b>SPG</b> 0.6 <b>BPG</b> 0.1 <b>FG%</b> .500 <b>3FG%</b> — <b>FT%</b> .727	<ul style="list-style-type: none"> <li>• One double-digit scoring game, team's top rebounder once this season</li> <li>• Five of eight rebounds at NC State came on offensive end</li> <li>• Five of eight rebounds against Penn State came on offensive end</li> <li>• Team-high 19 pts at Clemson</li> </ul>
<b>20</b>		<b>Sancheon White</b> 5-10 • Jr. • Guard Hammon, Ind. (Central Arizona)	<b>GP</b> 8 <b>GS</b> 0 <b>PPG</b> 3.5 <b>RPG</b> 2.9 <b>APG</b> 0.8	<b>SPG</b> 1.1 <b>BPG</b> 0.4 <b>FG%</b> .209 <b>3FG%</b> .091 <b>FT%</b> .600	<ul style="list-style-type: none"> <li>• Has shot 50% over last two games, averaging 8.0 points</li> <li>• Career-high eight rebounds at NC State (5 offensive), also hit career highs in blocks (2) and steals (3) in just 16 minutes</li> <li>• Career-high 10 points at Xavier, hitting 4-of-5 field goals</li> <li>• Great transition player, turning defense to easy transition scoring</li> </ul>
<b>21</b>		<b>Ashley Bruner</b> 6-0 • Jr. • Forward Norman, Okla. (Norman)	<b>GP</b> 8 <b>GS</b> 0 <b>PPG</b> 10.1 <b>RPG</b> 8.3 <b>APG</b> 1.6	<b>SPG</b> 2.1 <b>BPG</b> 1.1 <b>FG%</b> .507 <b>3FG%</b> — <b>FT%</b> .371	<ul style="list-style-type: none"> <li>• Averaged 9.6 rebounds over last five games, including two double-digit games</li> <li>• Ranks 6th in SEC in rebounds and 10th in steals</li> <li>• Tenacious rebounder with good instincts that offset her height disadvantage</li> </ul>
<b>22</b>		<b>Courtney Newton</b> 5-9 • Sr. • Forward Flowery Branch, Ga. (Flowery Branch)	<b>GP</b> 8 <b>GS</b> 8 <b>PPG</b> 1.0 <b>RPG</b> 2.0 <b>APG</b> 0.0	<b>SPG</b> 0.5 <b>BPG</b> 0.3 <b>FG%</b> .154 <b>3FG%</b> .182 <b>FT%</b> 1.000	<ul style="list-style-type: none"> <li>• Team captain (with La'Keisha Sutton)</li> <li>• In her fifth season, career began as a point guard and has evolved into an aggressive interior player</li> <li>• Tough competitor with never-back-down mentality</li> </ul>
<b>23</b>		<b>Tina Roy</b> 5-11 • Fr. • Guard Kaplan, La. (Kaplan)	<b>GP</b> 8 <b>GS</b> 0 <b>PPG</b> 5.6 <b>RPG</b> 1.6 <b>APG</b> 0.0	<b>SPG</b> 0.4 <b>BPG</b> 0.0 <b>FG%</b> .341 <b>3FG%</b> .303 <b>FT%</b> .500	<ul style="list-style-type: none"> <li>• Career game vs. Presbyterian – team-high 15 points on five 3s, four rebounds and two steals in 22 minutes</li> <li>• Excellent shooter with great basketball IQ</li> </ul>
<b>24</b>		<b>Aleighsa Welch</b> 6-0 • Fr. • Forward Goose Creek, S.C. (Goose Creek)	<b>GP</b> 8 <b>GS</b> 0 <b>PPG</b> 8.3 <b>RPG</b> 6.0 <b>APG</b> 0.5	<b>SPG</b> 0.5 <b>BPG</b> 1.4 <b>FG%</b> .647 <b>3FG%</b> — <b>FT%</b> .688	<ul style="list-style-type: none"> <li>• Second-leading rebounder on the team</li> <li>• Averaged 13.0 points and 5.3 rebounds while shooting 86.6% (13-of-15) over last three games</li> <li>• Has twice grabbed six offensive rebounds (at Xavier, vs. Penn State), the 4th-most by a SC freshman all-time</li> </ul>
<b>30</b>		<b>Pamela Decheva</b> 6-1 • Fr. • Forward Sofia, Bulgaria	<b>GP</b> 4 <b>GS</b> 0 <b>PPG</b> 0.0 <b>RPG</b> 0.0 <b>APG</b> 0.0	<b>SPG</b> 0.0 <b>BPG</b> 0.0 <b>FG%</b> .000 <b>3FG%</b> .000 <b>FT%</b> —	<ul style="list-style-type: none"> <li>• Hit a pair of 3-pointers in nine minutes of exhibition action</li> <li>• Has participated in FIBA Europe competitions with Bulgarian national teams since 2007, beginning at the U16 level</li> <li>• Grandmother Vanya Voynova is in the FIBA Hall of Fame</li> </ul>
<b>33</b>		<b>Elem Ibiam</b> 6-3 • Fr. • Forward Fayetteville, Ga. (Fayette County)	<b>GP</b> 6 <b>GS</b> 0 <b>PPG</b> 3.0 <b>RPG</b> 3.7 <b>APG</b> 0.0	<b>SPG</b> 0.0 <b>BPG</b> 0.8 <b>FG%</b> .350 <b>3FG%</b> .000 <b>FT%</b> .667	<ul style="list-style-type: none"> <li>• Pulled down career-high six boards and blocked three shots in just nine minutes at Xavier</li> <li>• Rated top-15 post player in 2011 class and No. 57 recruit overall</li> <li>• Good back-to-the-basket player with great footwork and ability to turn around and shoot in the post as well</li> </ul>

## Quick Facts

### The University

**Location:** Columbia, S.C.

**Founded:** 1801

**Enrollment:** 29,957

**Colors:** Garnet (PMS 202) and Black

**Nickname:** Gamecocks

**Conference:** Southeastern

**President:** Dr. Harris Pastides

**Athletics Director:** Eric Hyman

**Facility:** Colonial Life Arena (18,000)

### Coaching Staff

**Head Coach:** Dawn Staley

**Alma Mater:** Virginia, 1992

**Overall Record:** 220-130 (12th season)

**School Record:** 48-50 (4th season)

**Assoc. Head Coach (Alma Mater):**

Lisa Boyer (Ithaca, 1972)

**Assistant Coaches (Alma Mater):**

Nikki McCray (Tennessee, 1995)

Darius Taylor (Michigan, 2000)

**Dir. of Basketball Operations (Alma Mater):**

Cynthia Jordan (Temple, 2004)

### Team Information

**2010-11 Record:** 18-15

Home: 14-5 Away: 3-8 Neutral: 1-2

**SEC Record (Finish):** 8-8 (T-5th)

Home: 5-3 Away: 3-5

**Letterwinners Returning/Lost:** 8/5

**Starters Returning/Lost:** 3/2

### Program History

**First Year of Women's Basketball:** 1974-75

**All-Time Record:** 628-479 (38th season)

**All-Time SEC Record:** 81-186 (21st season)

**NCAA Appearances (Last):** 8 (2003)

**NCAA Tournament Record:** 8-8

**WNIT Appearances (Last):** 4 (2011)

**WNIT Record:** 3-4

### Media Relations

**Women's Basketball Contact:** Diana Koval

**Office:** 803.777.7977

**Cell:** 314.369.6050

**Email:** dkoval@mailbox.sc.edu

**Press Row Phone:** 803.777.6182

**Athletics Department on the Web**

**Website:** GamecocksOnline.com

**Twitter:** @GamecocksOnline.com

**Facebook:** Facebook.com/GamecocksOnline

**YouTube:** YouTube.com/GamecocksOnline

**Women's Basketball on Twitter**

**Team:** @GamecockWBB

**Head Coach:** @DawnStaley

## Current Gamecock Streaks

	Total	Home	Road	Neut.
Overall	L1	W2	L1	L1
SEC	L2	L1	L2	—
Non-Conference	L1	W2	L1	L1
Ranked Teams	L2	L1	L2	L2

## A South Carolina Win Would...

- Make the Gamecocks 7-2 to start the season, the best mark since opening the 2007-08 season with the same mark.
- Be head coach Dawn Staley's 48th at South Carolina, leaving her two shy of fourth place in school history for career wins (currently held by Terry Kelly with 50).
- Be the Gamecocks' eighth straight over an opponent based in the state of South Carolina.
- Be the Gamecocks' 97th in Colonial Life Arena.

## By the Numbers

- 2 Turnover categories in which South Carolina is ranked in the nation's top 20 – turnover margin (17th, +7.4) and fewest turnovers per game (19th, 14.1)
- 4 Wins away from 100 at Colonial Life Arena
- 5 Entries in the South Carolina freshman single-game top five by forward Aleighsa Welch so far this season – offensive rebounds (twice), blocked shots, free throws made and free throw attempts
- 6 South Carolina's national ranking in scoring defense, which is also tops in the SEC
- 7 Games on South Carolina's schedule against teams with a current (as of 12/4) top-50 RPI – Penn State, Tennessee, Vanderbilt (2 games), Florida (2 games) and Illinois
- 15 Points away from 1,000 for La'Keisha Sutton, who would become the 27th Gamecock to reach that plateau and the first since Lauren Simms hit the mark in the 2006-07 season – Sutton is also 15 assists away from 300, becoming just the 14th Gamecock to hit that mark
- 17 Steals by Ashley Bruner through eight games, which is more than two-thirds of her previous career high of 24 in 2010-11 and nearly half of her career total (36) coming into this season
- 52 South Carolina's RPI as of Dec. 4
- 52.6 Percent of this season's made field goals that have been assisted (91 of 173), the highest mark of the Dawn Staley era – the previous high was last season's 45.8 percent
- 53.0 Percent of points scored by the bench, which includes five games of accounting for more than half the team's total points – at Illinois, vs. College of Charleston, vs. Presbyterian, at Xavier and at NC State.

## Last Time Out

For the second-straight meeting in Raleigh, South Carolina and NC State came down to the final possession. After the Gamecocks erased a 12-point, second-half deficit behind overwhelming full-court defense, the Wolfpack rallied to win the final two possessions and escape with a 55-53 win. In just the Gamecocks' second loss of the season, freshman Aleighsa Welch stood out with a team-high 14 points and a season-high four blocked shots in 24 minutes of action. Three Gamecocks pulled in eight rebounds, including Sancheon White for a career high.

## Furman Series Notes

Today's game re-starts an in-state battle that has been on hiatus for a decade. South Carolina holds a 10-1 lead over Furman, although the two teams have not met since Nov. 16, 2001, when the Gamecocks posted a 94-74 win in Columbia. South Carolina is a perfect 7-0 against the Paladins on its home court. The lone Furman victory in the series was a 101-84 outcome on Jan. 25, 1995.

## Home Sweet Home

South Carolina has won 69.4 percent of its home games since the 1976-77 season (records did not include the site of games for the first two seasons of women's basketball). That 340-150 mark includes a 96-53 mark in Colonial Life Arena.

The Gamecocks turned in their most productive home season in 2001-02, winning 17 of their 18 contests in their final season playing at Carolina Coliseum. The team's best home record at Colonial Life Arena came in 2006-07 when South Carolina went 15-5. Last season, South Carolina was 14-5 at home, the fourth-most home wins in school

## Gamecocks in the Rankings

(SEC thru 12/8; NCAA thru 12/4)

Team	SEC	NCAA	Actual
Scoring Offense	12th	223rd	59.6
Scoring Defense	1st	6th	47.9
Field Goal Percentage	12th	262nd	.360
Field Goal %age Def.	7th	108th	.365
3-Point FG %age	12th	—	.216
3-Point FG %age Def.	4th	50th	.246
3-Point FG Made/Gm.	11th	248th	3.6
Free Throw Percentage	11th	314th	.590
Rebounding Offense	12th	—	39.8
Rebounding Defense	6th	—	35.6
Rebounding Margin	10th	102nd	+4.1
Assists	10th	224th	11.4
Steals	4th	75th	11.0
Turnover Margin	4th	17th	+7.4
Blocked Shots	5th	48th	5.1

Ashley Bruner	SEC	NCAA	Actual
Scoring	27th	—	10.1
Rebounding	6th	135th	8.3
Field Goal %age	11th	—	.507
Steals	10th	252nd	2.1
Blocked Shots	12th	240th	1.1

La'Keisha Sutton	SEC	NCAA	Actual
Assists	11th	160th	3.8
Assist/Turnover Ratio	15th	228th	1.2

Ieasia Walker	SEC	NCAA	Actual
Steals	11th	269th	2.0

Aleighsa Welch	SEC	NCAA	Actual
Rebounding	17th	—	6.0
Blocked Shots	6th	140th	1.4

history. So far this season, the Gamecocks are 3-1 at Colonial Life Arena.

## Defense Hits High Marks

In the NCAA statistical rankings released through games of Dec. 4, the South Carolina defense is among the nation's best. The Gamecocks were sixth in the nation (first in the SEC) in scoring defense (47.9 ppg) and 17th in turnover margin.

South Carolina has allowed more than 55 points just once in eight games this season – Xavier netted 56 on Nov. 30. The trio of experienced guards have helped the Gamecocks on both sides of the turnover margin. The Gamecocks have forced 20 or more turnovers in five of their eight games this season while committing 20 or more turnovers only once (vs. College of Charleston, Nov. 23). In fact, that is the only game South Carolina has turned it over more than 15 times this season.

## Defense – Part Deux

Under head coach Dawn Staley, stingy defense has been a staple of the Gamecock game plan. South Carolina has allowed just 61.0 points per game on Staley's watch, including a 47.9 average this season and a 59.6 mark in 2010-11. In the last two seasons, the Gamecocks allowed 55 or fewer points in a game 21 times, including seven of eight games this season. In the 98 games with Staley at the helm, South Carolina has held an opponent to 55 points 29 times. In that same period, an opponent has netted 70 or more points in a game just 26 times.

One of the more interesting facets of that statistic is that the Gamecocks have not necessarily held opponents to a sub-par shooting percentage. Through Staley's tenure, opponents have shot 41.4 percent from the field. South Carolina has shot 39.0 percent during that time with the Gamecocks' season field goal percentage exceeding that of its opponents just once (2009-10). The defensive success appears to come from limiting opponent shot attempts entirely as South Carolina has put up more shots than its opponents every season except Staley's first (2008-09). This season alone, the Gamecocks have taken 12.9 more shots per game than their opponents.

## For Starters

South Carolina head coach Dawn Staley has started the same five Gamecocks in each game this season and has always liked the idea of bringing an offensive weapon off the bench. That strategy seems to be working to full effect this season as 53.0 percent of the Gamecocks' scoring has come from someone not in the starting five. It is the highest percentage of bench scoring in Staley's tenure at South Carolina – in 2010-11, the bench netted 36.7 percent of the team's points; in 2009-10, it was 27.5 percent; and in her inaugural season of 2008-09 it was 29.0 percent. The delay tactic has not slowed the Gamecocks' production in the early going as they have been in the lead in the opening five minutes of all but one game so far this season.

With both junior Ashley Bruner and freshman Aleighsa Welch coming off the bench, the reserves have accounted for 62.9 percent of the team's rebounding this season. Bruner has reeled in a team-best 8.3 boards per game, while Welch is second at 6.0. Senior forward Charenee Stephens leads the starting group on the glass as her 4.5 per contest is third-best on the team.

## Tough to Scout

Throughout the preseason, head coach Dawn Staley talked about the versatility of her team as a key to the season's success. While she may have been speaking more about the various ways individual players could score, it's been the Gamecocks' ability to get points from various locations that has delivered the program's best opening record since 2007-08. In eight games, six different players have led the team in scoring – Ashley Bruner (2), Markeshia Grant (2), Tina Roy (1), Charenee Stephens (1), Ieasia Walker (1) and Aleighsa Welch (1). In all, eight different Gamecocks have scored in double figures at least once this season.

AP Top 25 (December 5)		ESPN/USA Today Top 25 (December 5)	
1. Baylor	8-0	1. Baylor	8-0
2. Connecticut	7-0	2. Connecticut	7-0
3. Notre Dame	7-1	3. Notre Dame	7-1
4. Stanford	6-1	4. Stanford	6-1
5. Maryland	9-0	5. Duke	6-1
6. Duke	6-1	6. Maryland	9-0
7. Tennessee	4-2	7. Texas A&M	6-1
8. Texas A&M	6-1	8. Tennessee	4-2
9. Miami (Fla.)	6-1	9. Miami (Fla.)	7-1
10. Kentucky	8-0	10. Kentucky	8-0
11. Rutgers	8-0	11. Rutgers	8-1
12. Purdue	7-1	12. Georgia	7-1
13. Ohio State	7-0	13. Louisville	7-2
14. Georgia	7-1	14. Purdue	7-1
15. Louisville	7-2	15. Ohio State	7-0
16. Texas Tech	7-0	16. Green Bay	7-0
17. Penn State	6-2	17. North Carolina	5-1
18. North Carolina	5-1	18. Penn State	6-2
19. Georgetown	7-2	19. Vanderbilt	9-0
20. DePaul	6-1	20. Georgetown	7-2
21. Green Bay	7-0	21. DePaul	6-1
22. Delaware	6-0	22. Texas Tech	7-0
23. Vanderbilt	9-0	23. Oklahoma	3-2
24. Oklahoma	3-2	24. Texas	5-2
25. Texas	5-2	25. Delaware	7-0



## Around the SEC (Thru games of 12/8)

	SEC Games			Overall		
	W	L	Pct.	W	L	Pct.
Vanderbilt	0	0	.000	10	0	1.00
Kentucky	0	0	.000	9	0	1.00
Georgia	0	0	.000	8	1	.889
Arkansas	0	0	.000	7	1	.875
Mississippi St.	0	0	.000	7	1	.875
Ole Miss	0	0	.000	6	1	.857
Florida	0	0	.000	7	2	.778
South Carolina	0	0	.000	6	2	.750
Auburn	0	0	.000	5	2	.714
Alabama	0	0	.000	7	3	.700
Tennessee	0	0	.000	4	2	.667
LSU	0	0	.000	3	3	.500

### Today's Games

#### December 11

Ark.-Pine Bluff at 10/10 Kentucky, 1 p.m. (FSN)  
 7/8 Tennessee vs. 20/21 DePaul, 1:30 p.m. (ESPNU)  
 Alabama State at LSU, 3 p.m.  
 Mississippi State at Louisiana Tech, 3 p.m.  
 Alabama at NC State, 6:30 p.m.

*Rankings are listed as AP/ESPN Poll  
 All Times Eastern; TV Network in ()*



## Helping Hand

With arguably the best point guard in international women's basketball history at the helm, South Carolina has been at its best when its assist numbers are highest. In the Dawn Staley era (2008-09 through present), the Gamecocks are 36-16 when handing out 10 or more assists, including a 4-1 mark this season. When missing the 10-assist plateau, South Carolina is just 13-35 overall with Staley, including a 4-20 mark in SEC action. That overall record includes this season's 2-1 ledger.

## Triple Play

Coming into the season, many observers felt the fate of the Gamecocks' season rested largely in the hands of its experienced backcourt – seniors Markeshia Grant and La'Keisha Sutton and junior Ieasia Walker. Through the first eight games, that has certainly been the case as between their points and assists, the trio has contributed to 58.7 percent of the team's 59.6 points per game.

The trio's camaraderie on and off the floor has bred friendly competition specifically between the two seniors, designed to ultimately guide the team to its goals. After Sutton led the team with 3.6 assists per game last season, Grant has set her sights on unseating her classmate in the assist department.

Sutton is currently leading the friendly competition with 30 assists – 3.8 per game to rank 11th in the SEC. Grant leads the scoring battle, however, with 9.0 points per game, second-best average on the team.

## Not So Fast

While the backcourt got all the attention leading into the season, a member of the Gamecock frontcourt leads the team in scoring as junior Ashley Bruner's 10.1 points per game includes four double-digit outings and ranks among the top 30 averages in the SEC. Additionally, she ranks 11th in the league in field goal percentage (.507).

Particularly when it comes to the assist battle in the backcourt, South Carolina's forwards will be counted on to deliver the basket at the end of those passes. The six forwards on the South Carolina roster have accounted for 46.0 percent of the team's 59.6 points per game – Bruner 10.1 ppg, Aleighsa Welch 8.3 ppg, Charenee Stephens 5.0 ppg, Elem Ibiam 3.0 ppg, Courtney Newton 1.0 and Pamela Decheva 0.0.

## On the Horizon

Head coach Dawn Staley inked four players in the early signing period. Below is a brief look at each of the future Gamecocks.

- **Tiffany Davis** (Houston, Texas/Westbury Christian) is a 5-foot-8 point guard rated the 29th in the 2012 class at that position. Before transferring to Westbury Christian, she helped Westside High to the 2011 District 20-5A championship game. Davis earned all-region and first-team all-district honors as a junior, netting 16.0 points per game.
- **Asia Dozier** (Columbia, S.C./Spring Valley) is a 5-foot-11 guard who helped Spring Valley to state championships in 2009 and 2011. Rated the 34th-best guard in the 2012 class and a four-star player by *ESPN Hoop/Gurlz*, Dozier averaged 17.1 ppg and 3.8 apg as a junior as the Lady Vikings went 29-0. As a freshman, her 18.3 ppg and 3.8 apg earned her Class 4A Area Player of the Year honors from *The State* newspaper. Her father, Perry, and uncle Terry Dozier also played basketball for the Gamecocks.
- **Tiffany Mitchell** (Charlotte, N.C./Providence Day) is a 5-foot-10 guard who is rated among the top 50 players in the 2012 class by *ESPN Hoop/Gurlz*. She earned South Charlotte player of the year honors and was an *Associated Press* All-State selection after averaging 18.4 points, 6.9 rebounds, 4.2 steals and 3.9 assists as a junior. She guided the Chargers to 21 straight wins in 2010-11, including the program's second-straight NCISAA state title.
- **Khadijah Sessions** (Myrtle Beach, S.C./Myrtle Beach) is a 5-foot-6 point guard rated the seventh-best in the class at her position by *ESPN Hoop/Gurlz*. The 40th-ranked player overall, she averaged 17.9 points and 5.7 assists as a junior while leading the Seahawks to their second-straight AAA state championship. A member of the all-state team, Sessions also captured all-region honors last season.

## Deciding December

The Gamecocks are 146-77 (.655) all-time in the month of December, including an 87-22 (.798) record at home. Under head coach Dawn Staley, South Carolina is 14-7 in the final month of the year. The Gamecocks went 4-3 in Staley's first year at the helm (2008-09), were 4-2 in 2009-10 and posted a 6-1 mark last season. South Carolina is 0-1 so far this month.

## Strength of Schedule

After finishing the 2010-11 campaign with the nation's 19th-toughest schedule, the Gamecocks are facing another challenging slate in 2011-12. South Carolina will play eight games against teams ranked in both the *Associated Press* and *USA Today/ESPN Coaches* polls – Tennessee, Kentucky (2), Georgia,

## Team Specialty Stats

South Carolina/Opponent

	Pts. in Paint	Pts. Off TOs	2nd Chance Pts	Fast Break Pts
11/11 at Ill.	26/20	27/16	18/12	4/4
11/14 Ala. A&M	38/30	17/14	12/24	8/6
11/17 at Clemson	44/36	20/6	15/6	8/6
11/20 Penn St.	20/26	17/8	16/3	2/4
11/23 CoFC	26/20	24/9	25/9	10/2
11/27 Presby.	20/14	16/4	7/2	4/0
11/30 at Xavier	28/28	27/13	13/10	2/4
12/4 at NC St.	38/24	14/10	18/12	6/6
12/11 Furman				
12/14 SC State				
12/18 vs. UNC				
12/21 Sav. St.				
12/28 at Drexel				
1/1 Ala.				
1/5 Vandy				
1/8 at Fla.				
1/12 at LSU				
1/15 Kentucky				
1/19 at Auburn				
1/22 at Vandy				
1/26 Ole Miss				
1/29 Miss. St.				
2/2 at Tenn.				
2/9 at Ark.				
2/12 Fla.				
2/16 Georgia				
2/19 at Ala.				
2/23 at Ky.				
2/26 Ark.				

## Starters vs. Bench Points

	SC Starters	Opp. Starters	SC Bench	Opp. Bench
11/11 at Ill.	35	40	36	12
11/14 Ala. A&M	33	49	27	4
11/17 at Clemson	36	33	29	15
11/20 Penn St.	38	45	17	10
11/23 CoFC	24	28	35	12
11/27 Presby.	10	19	42	5
11/30 at Xavier	28	40	39	16
12/4 at NC St.	25	49	28	6
12/11 Furman				
12/14 SC State				
12/18 vs. UNC				
12/21 Sav. St.				
12/28 at Drexel				
1/1 Ala.				
1/5 Vandy				
1/8 at Fla.				
1/12 at LSU				
1/15 Kentucky				
1/19 at Auburn				
1/22 at Vandy				
1/26 Ole Miss				
1/29 Miss. St.				
2/2 at Tenn.				
2/9 at Ark.				
2/12 Fla.				
2/16 Georgia				
2/19 at Ala.				
2/23 at Ky.				
2/26 Ark.				

## Miscellaneous Stats

### Double-Doubles 2011-12 Career Record

Ashley Bruner	1	4	2-2
Charenee Stephens	0	7	4-3
Ieasia Walker	0	1	1-0

### 30+ Points 2011-12 Career Record

Ieasia Walker	0	1	1-0
---------------	---	---	-----

### 20+ Points 2011-12 Career Record

La'Keisha Sutton	0	5	4-1
Ieasia Walker	0	4	2-2
Charenee Stephens	0	1	1-0

### 10+ Points 2011-12 Career Record

Ashley Bruner	4	15	10-5
La'Keisha Sutton	3	46	22-24
Markeshia Grant	3	11	8-3
Aleighsa Welch	3	3	2-1
Ieasia Walker	2	32	17-15
Charenee Stephens	1	18	12-6
Tina Roy	1	1	1-0
Sancheon White	1	1	1-0
Courtney Newton	0	4	3-1

### 10+ Rebounds 2011-12 Career Record

Ashley Bruner	3	6	3-3
Charenee Stephens	0	13	6-7
Ieasia Walker	0	1	1-0

### 5+ Assists 2011-12 Career Record

La'Keisha Sutton	2	22	13-9
Ieasia Walker	1	5	4-1
Markeshia Grant	1	1	1-0
Courtney Newton	0	1	1-0

### 5+ Steals 2011-12 Career Record

La'Keisha Sutton	1	4	3-1
Ieasia Walker	1	3	1-2

## Games Led Team In...

(Tied for team lead in each category included)

### Scoring 2011-12 Career Record

Ashley Bruner	2	5	3-2
Markeshia Grant	2	4	3-1
Ieasia Walker	1	15	8-7
Charenee Stephens	1	4	4-0
Tina Roy	1	1	1-0
Aleighsa Welch	1	1	0-1
La'Keisha Sutton	0	19	6-13
Courtney Newton	0	2	2-0

### Rebounding 2011-12 Career Record

Ashley Bruner	5	20	10-10
Aleighsa Welch	4	4	4-0
Charenee Stephens	2	24	11-13
Ieasia Walker	1	6	4-2
Courtney Newton	1	3	1-2
Sancheon White	1	1	0-1
Markeshia Grant	0	3	2-1
La'Keisha Sutton	0	2	1-1
Ebony Wilson	0	1	1-0

### Assists 2011-12 Career Record

La'Keisha Sutton	35	52	25-27
Ieasia Walker	3	14	7-7
Markeshia Grant	2	4	3-1
Ashley Bruner	1	2	0-2
Sancheon White	1	1	1-0
Courtney Newton	0	5	4-1
Charenee Stephens	0	1	0-1
Ebony Wilson	0	1	0-1

Vanderbilt (2), Penn State and North Carolina.

Seventeen of the Gamecocks' 29 games this season will be against teams that participated in the 2011 postseason, including nine who were in the NCAA Tournament. Of the 24 opponents on the schedule, eight finished the 2010-11 season with an RPI in the top 50. Six others closed with an RPI between 51 and 100.

## Watching the Gamecocks

Fans can catch up with the Gamecocks on television 12 times this season, including a pair of games on the ESPN family of networks. South Carolina will also live stream video of all of its non-televised home games for free via its official athletics website, [www.GamecocksOnline.com](http://www.GamecocksOnline.com).

The television schedule opens with four non-conference games on SportSouth, beginning with the Penn State game on Nov. 20. The station also will air games against College of Charleston (Nov. 23), Presbyterian (Nov. 27) and Furman (Dec. 11). The SEC package kicks in on Jan. 22 with the contest at Vanderbilt airing on ESPNU. Fox Sports Net will show the home game against Ole Miss (Jan. 26), and SEC Network will air the Mississippi State tilt (Jan. 29). Following the CSS broadcast of the game at Tennessee (Feb. 2), ESPN2 comes to Columbia for the Florida game (Feb. 12). The games against Georgia (Feb. 16) and at Alabama (Feb. 19) will air on FSN, and SEC Network closes out the string with the regular-season finale against Arkansas (Feb. 26).

South Carolina is 2-1 this season in live televised games.

## Scoring Differentials

Largest lead in a win.....	by 30 (65-35), 2nd-7:10 at Illinois, 11/11/11
Largest deficit overcome to win .....	by 4 (15-19), 1st-5:22 vs. College of Charleston, 11/23/11
Largest lead given up in a loss.....	by 8 (42-50), 2nd-5:47 vs. #11/12 Penn State, 11/20/11
Largest deficit in a loss.....	by 12 (20-32), 2nd-17:15 at NC State, 12/4/11

## 2011-12 Roster

No.	Name	Pos.	Ht	Yr.	Hometown/Last School
0	Imani Sellers	G	5-8	Jr.	Holly Hill, S.C./Lake Marion
1	Ebony Wilson	G	5-8	Sr.	Newark, N.J./Rend Lake College
2	Shelbretta Ball #	G	5-8	Fr.	Jackson, Miss./Jackson Academy
3	Ieasia Walker	G	5-8	Jr.	Amityville, N.Y./Copiague
5	Markeshia Grant	G	5-6	Sr.	Tampa, Fla./Coll. of Central Florida
11	La'Keisha Sutton	G	5-8	Sr.	Trenton, N.J./Trenton Catholic
12	Charenee Stephens	F	6-0	Sr.	Decatur, Ga./Southwest DeKalb
20	Sancheon White	G	5-10	Jr.	Hammond, Ind./Central Ariz. Coll.
21	Ashley Bruner	F	6-0	Jr.	Norman, Okla./Norman
22	Courtney Newton	F	5-9	Sr.	Flowery Branch, Ga./Flowery Branch
23	Tina Roy	G	5-11	Fr.	Kaplan, La./Kaplan
24	Aleighsa Welch	F	6-0	Fr.	Goose Creek, S.C./Goose Creek
30	Pamela Decheva	F	6-1	Fr.	Sofia, Bulgaria
33	Elem Ibiam	F	6-3	Fr.	Fayetteville, Ga./Fayette County

# indicates medically disqualified from participating

**Head Coach:** Dawn Staley

**Associate Head Coach:** Lisa Boyer

**Assistant Coaches:** Nikki McCray, Darius Taylor

## Pronunciation Guide

Ashley Bruner.....	BREW-ner
Pamela Decheva .....	DETCH-iv-uh
Markeshia Grant .....	mar-KEY-shuh
Elem Ibiam .....	ELL-um IB-ee-um
Imani Sellers.....	i-MAH-nee
Charenee Stephens .....	shar-NAY
La'Keisha Sutton .....	luh-KEY-shuh
Ieasia Walker .....	eye-EESH-uh
Aleighsa Welch .....	uh-LEE-suh
Sancheon White.....	SAN-chee-on



## Gamecock Career/Season Highs

Player	Points	Rebounds	Assists	Blocks	Steals	Minutes
<b>Bruner</b>	18 vs. Sav. St., 12/5/10	18 vs. Penn State, 11/21/11	3, 2x, last, at NC State, 12/4/11	4, 2x, last, vs. Sav. St., 12/5/10	4, 3x, last, vs. C of C, 11/23/11	34, 2x, last, at LSU, 2/24/11
Season	15 vs. Ala. A&M, 11/14	18 vs. Penn State, 11/21	3 at NC State, 12/4	3 vs. Ala. A&M, 11/14	4, 2x, last, vs. C of C, 11/12	32 vs. Ala. A&M, 11/14
<b>Decheva</b>	—	—	—	—	—	5, 2x, last, vs. C of C, 11/23/11
Season	Same	Same	Same	Same	Same	Same
<b>Grant</b>	18 at Xavier, 11/30/11	9 vs. Ole Miss, 3/3/11	6 vs. Ala. A&M, 11/14/11	1, 2x, last, vs. Kentucky, 2/10/11	3 vs. Clemson, 11/18/10	34 at Xavier, 11/30/11
Season	Same	5 vs. C of C, 11/23	6 vs. Ala. A&M, 11/14	1 vs. Ala. A&M, 11/14	2, 3x, last, at NC State, 12/4	Same
<b>Ibiam</b>	5 at Illinois, 11/11/11	6 at Xavier, 11/30/11	—	3 at Xavier, 11/30/11	—	11 vs. C of C, 11/23/11
Season	Same	Same	Same	Same	Same	Same
<b>Newton</b>	17 vs. Buffalo, 11/17/07	7, 2x, last, at LSU, 2/24/11	6 vs. St. Francis, 11/9/07	2 vs. Alabama, 1/23/11	4, 2x, last, at Florida, 2/22/09	35 at Florida, 2/22/09
Season	6 vs. Ala. A&M, 11/14	5 at Clemson, 11/17	—	1 at Illinois, 11/11	2 vs. Ala. A&M, 11/14	16 vs. Ala. A&M, 11/14
<b>Roy</b>	15 vs. Presby., 11/27/11	4 vs. Presby., 11/27/11	—	—	2 vs. Presby., 11/27/11	22 vs. Presby., 11/27/11
Season	Same	Same	Same	Same	Same	Same
<b>Sellers</b>	3, 2x, last, vs. Presby., 11/27/11	2 vs. Georgia, 3/4/11	1 vs. UNC, 12/19/10	—	—	8, 2x, last, vs. Georgia, 3/4/11
Season	3 vs. Presby., 11/27	1 at Illinois, 11/11	—	—	—	5 vs. Presby., 11/27
<b>Stephens</b>	20 vs. SDSU, 11/28/09	13 vs. Chas. Sth., 12/1/10	2 vs. Presby., 12/28/10	3 vs. Illinois, 11/15/10	3, 2x, last, vs. Georgia, 2/25/10	34 at Charlotte, 11/16/09
Season	19 at Clemson, 11/17	8, 2x, last, at NC State, 12/4	1 at NC State, 12/4	1 at Xavier, 11/30	2 at Clemson, 11/17	23 at NC State, 12/4
<b>Sutton</b>	24, 2x, last, vs. Auburn, 2/20/11	7 at Ole Miss, 1/22/09	8, 2x, last, vs. Florida, 1/9/11	2 vs. UConn, 12/28/08	7 at Clemson, 11/17/11	43 vs. Vandy, 2/27/11
Season	13 vs. Ala. A&M, 11/14	6 vs. Ala. A&M, 11/14	6 at Clemson, 11/17	1, 3x, last, vs. Presby., 11/27	Same	36 vs. Ala. A&M, 11/14
<b>Walker</b>	30 vs. Clemson, 11/18/10	11 at Ole Miss, 1/16/11	6, 3x, last, vs. Presby., 11/27/11	2, 2x, last, at NC State, 12/4/11	5, 3x, last, vs. Penn State, 11/20/11	43 at Ole Miss, 1/16/11
Season	15 vs. Penn State, 11/20	5, 3x, last, at Clemson, 11/17	6 vs. Presby., 11/27	2, 2x, last, at NC State, 12/4	5 vs. Penn State, 11/20	38 vs. Penn State, 11/20
<b>Welch</b>	16 at Xavier, 11/30/11	9, 2x, last, vs. C of C, 11/23/11	1, 3x, last, at Xavier, 11/30/11	4 at NC State, 12/4/11	3 at Xavier, 11/30/11	24 at NC State, 12/4/11
Season	Same	Same	Same	Same	Same	Same
<b>White</b>	10 at Xavier, 11/30/11	8 at NC State, 12/4/11	3, 2x, last, vs. Presby., 11/27/11	2 at NC State, 12/4/11	3 at NC State, 12/4/11	16, 2x, last, at NC State, 12/4/11
Season	Same	Same	Same	Same	Same	Same
<b>Wilson</b>	8 vs. High Pt., 12/2/09	5, 2x, last, at Penn St., 11/21/10	2 at Penn St., 11/21/10	1, 7x, last, vs. Ala. A&M, 11/14/11	3, 2x, last, at NC State, 12/4/11	29 vs. High Pt., 12/2/09
Season	4 at Illinois, 11/11	2, 2x, last, at Clemson, 11/17	1 at Illinois, 11/11	1, 2x, last, vs. Ala. A&M, 11/14	3 at NC State, 12/4	18 at Illinois, 11/11

## South Carolina's Record When...

	SEC Only	All Games
Record .....	0-0	6-2
Playing a ranked opponent.....	0-0	0-1
Playing at home .....	0-0	3-1
Playing on the road .....	0-0	3-1
Playing at neutral site .....	0-0	0-0
Leading at half .....	0-0	6-0
Trailing at half .....	0-0	0-2
Tied at half .....	0-0	0-0
Playing an overtime game .....	0-0	0-0
0 players score in double-figures.....	0-0	0-0
1 player scores in double-figures.....	0-0	1-1
2 players score in double-figures.....	0-0	2-1
3 players score in double-figures.....	0-0	1-0
4 players score in double-figures.....	0-0	2-0
5 players score in double-figures.....	0-0	0-0
Starters outscore opponent's starters.....	0-0	1-0
Opponent's starters score equal/more.....	0-0	5-2
Bench outscores opponent's bench.....	0-0	6-2
Opponent's bench scores equal/more.....	0-0	0-0
Shooting 50% or better .....	0-0	0-0
Shooting between 40-49% .....	0-0	2-0
Shooting between 30-39% .....	0-0	4-1
Shooting less than 30% .....	0-0	0-1
Opponent shoots 50% or better .....	0-0	0-1
Opponent shoots between 40-49% .....	0-0	2-0
Opponent shoots between 30-39% .....	0-0	3-1
Opponent shoots less than 30% .....	0-0	1-0
Shooting better than opponent .....	0-0	4-0
Shooting worse than/equal to opponent.....	0-0	2-2
Having more FTs made than opponent.....	0-0	4-0
Having equal/less FTs made than opponent.....	0-0	2-2
Outrebounding opponent.....	0-0	4-2
Having equal/less rebounds than opponent.....	0-0	2-0
Having more TOs than opponent .....	0-0	0-0
Having equal or less TOs than opponent.....	0-0	6-2
Attempting more FT than 3FG.....	0-0	5-0
Attempting equal/less FT than 3FG .....	0-0	1-2
Making 5 or more 3FGs .....	0-0	2-1
Making less than 5 3FGs.....	0-0	4-1
Attempting 15 or more 3FGs .....	0-0	4-1
Attempting less than 15 3FGs.....	0-0	2-1

	SEC Only	All Games
No South Carolina players foul out .....	0-0	5-2
One or more South Carolina players foul out.....	0-0	1-0
Having 10 or more assists.....	0-0	4-1
Having less than 10 assists.....	0-0	2-1
Scoring more pts. in paint than opponent .....	0-0	5-1
Scoring equal/less pts. in paint than opponent ...	0-0	1-1
Scoring more pts. off TOs than opponent .....	0-0	6-2
Scoring equal/less pts. off TOs than opponent ...	0-0	0-0
Scoring more 2nd-chance pts.....	0-0	5-2
Scoring equal/less 2nd-chance pts.....	0-0	1-0
Scoring more fast break pts. ....	0-0	4-0
Scoring equal/less fast break pts .....	0-0	2-2
Wearing white uniforms.....	0-0	3-1
Wearing black uniforms .....	0-0	3-1
Wearing garnet uniforms.....	0-0	0-0
Playing in tournaments/classics.....	0-0	0-0
Playing on live television .....	0-0	2-1
Playing in November.....	0-0	6-1
Playing in December.....	0-0	0-1
Playing in January .....	0-0	0-0
Playing in February .....	0-0	0-0
Playing in March.....	0-0	0-0
Playing during the day .....	0-0	2-2
Playing at night .....	0-0	4-0
Playing on Sunday.....	0-0	1-2
Playing on Monday.....	0-0	1-0
Playing on Tuesday.....	0-0	0-0
Playing on Wednesday .....	0-0	2-0
Playing on Thursday.....	0-0	1-0
Playing on Friday .....	0-0	1-0
Margin is 5 pts. or less.....	0-0	0-2
Margin is between 6-10.....	0-0	1-0
Margin is between 11-20 .....	0-0	4-0
Margin is more than 20.....	0-0	1-0
Having a 20-pt. scorer.....	0-0	0-0
Having a 30-pt. scorer.....	0-0	0-0
Scoring 49 points or less.....	0-0	0-0
Scoring 50-59 points.....	0-0	2-2
Scoring 60-69 points.....	0-0	3-0
Scoring 70-79 points.....	0-0	1-0
Scoring 80-89 points.....	0-0	0-0
Scoring 90-99 points.....	0-0	0-0



## 2011-12 Team High/ Low

South Carolina	Game Highs		Game Lows	
POINTS	71	at Illinois, 11/11/11	50	Penn State, 11/20/11
FIELD GOALS MADE	25	at Clemson, 11/17/11	18	C. of Charleston, 11/23/11
FIELD GOAL ATTEMPTS	76	Penn State, 11/20/11	50	at Xavier, 11/30/11
FIELD GOAL PERCENTAGE	.440 (22-50)	at Xavier, 11/30/11	.250 (19-76)	Penn State, 11/20/11
3 PT FIELD GOALS MADE	8	Presbyterian, 11/27/11	1	at NC State, 12/4/11
3 PT FG ATTEMPTS	29	Penn State, 11/20/11	6	at Clemson, 11/17/11
3 PT FG PERCENTAGE	.400 (8-20)	Presbyterian, 11/27/11	.067 (1-15)	at NC State, 12/4/11
FREE THROWS MADE	21	at Xavier, 11/30/11	2	Presbyterian, 11/27/11
FREE THROW ATTEMPTS	38	at Xavier, 11/30/11	9	Presbyterian, 11/27/11
FREE THROW PERCENTAGE	.720 (18-25)	at Illinois, 11/11/11	.222 (2-9)	Presbyterian, 11/27/11
REBOUNDS	46	C. of Charleston, 11/23/11	34	at Xavier, 11/30/11
ASSISTS	14	Alabama A&M, 11/14/11	8	C. of Charleston, 11/23/11
STEALS	14	at Illinois, 11/11/11	8	Penn State, 11/20/11
BLOCKED SHOTS	9	at Clemson, 11/17/11	1	Presbyterian, 11/27/11
TURNOVERS	22	at NC State, 12/4/11	10	at Clemson, 11/17/11
FOULS	21	Alabama A&M, 11/14/11	7	C. of Charleston, 11/23/11
		C. of Charleston, 11/23/11		Penn State, 11/20/11
		at Illinois, 11/11/11		Presbyterian, 11/27/11

Opponent	Game Highs		Game Lows	
POINTS	56	at Xavier, 11/30/11	24	Presbyterian, 11/27/11
FIELD GOALS MADE	21	Penn State, 11/20/11	10	Presbyterian, 11/27/11
FIELD GOAL ATTEMPTS	60	Alabama A&M, 11/14/11	38	at Illinois, 11/11/11
FIELD GOAL PERCENTAGE	.500 (21-42)	Penn State, 11/20/11	.250 (10-40)	Presbyterian, 11/27/11
3 PT FIELD GOALS MADE	4	at Xavier, 11/30/11	0	Penn State, 11/20/11
3 PT FG ATTEMPTS	12	at Clemson, 11/17/11	2	at Illinois, 11/11/11
3 PT FG PERCENTAGE	.500 (1-2)	at Xavier, 11/30/11	.000 (0-6)	Penn State, 11/20/11
FREE THROWS MADE	25	at Illinois, 11/11/11	.000 (0-7)	at Clemson, 11/17/11
FREE THROW ATTEMPTS	35	at Illinois, 11/11/11	2	Presbyterian, 11/27/11
FREE THROW PERCENTAGE	.929 (13-14)	at Illinois, 11/11/11	7	Presbyterian, 11/27/11
REBOUNDS	41	Penn State, 11/20/11	.286 (2-7)	Presbyterian, 11/27/11
ASSISTS	16	at NC State, 12/4/11	28	Presbyterian, 11/27/11
STEALS	9	Alabama A&M, 11/14/11	5	Presbyterian, 11/27/11
BLOCKED SHOTS	11	at Xavier, 11/30/11	4	Alabama A&M, 11/14/11
TURNOVERS	29	at Illinois, 11/11/11	16	at Illinois, 11/11/11
FOULS	25	C. of Charleston, 11/23/11	9	at Clemson, 11/17/11
		Alabama A&M, 11/14/11		Presbyterian, 11/27/11
		at Clemson, 11/17/11		at NC State, 12/4/11
		C. of Charleston, 11/23/11		Presbyterian, 11/27/11
		at Xavier, 11/30/11		

## The Last Time ...

### Individual

#### Scored 50 Points

**South Carolina** 51, Jocelyn Penn vs. Stetson, 1/4/03  
**Opponent** Never

#### Scored 40 Points

**South Carolina** 51, Jocelyn Penn vs. Stetson, 1/4/03  
**Opponent** 46, Cornelia Gayden, LSU, 1/14/95

#### Scored 30 Points

**South Carolina** 30, Ieasia Walker vs. Clemson, 11/18/10  
**Opponent** 32, LaQueta Ferguson, Florida International, 11/25/07

#### Grabbed 20 Rebounds

**South Carolina** 25, Kelsey Bone vs. Boston University, 12/28/09  
**Opponent** 24, Courtney Paris, Oklahoma, 12/30/07

#### Grabbed 15 Rebounds

**South Carolina** 18, Ashley Bruner vs. Penn State, 11/20/11  
**Opponent** 15, Talie East, Penn State, 11/20/11

#### Two Players with 20 or More Points

**South Carolina** Kelsey Bone 24/Valerie Nainima 20 at Auburn, 2/4/10  
**Opponent** Angie Bjorklund 23/Shekinna Stricklen 21, Tennessee, 1/17/10

#### Two Players with 10 or More Rebounds

**South Carolina** Charenee Stephens 11/Kelsey Bone 10 vs. Mississippi, 3/4/10  
**Opponent** Shekinna Stricklen 10/Alyssia Brewer 10, Tennessee, 2/17/11

#### Had 10 Assists

**South Carolina** 10, Samone Kennedy at Florida, 2/24/08  
**Opponent** 11, Marneshia Richard, Mississippi State, 1/21/07

#### Had Five Steals

**South Carolina** 5, Ieasia Walker vs. Penn State, 11/20/11  
**Opponent** 5, Sam Ramirez, Appalachian State, 3/16/11

#### Had Five Blocked Shots

**South Carolina** 5, Demetress Adams vs. UNC Asheville, 1/3/08  
**Opponent** 7, Talia East, Penn State, 11/20/11

#### Had a Double-Double

**South Carolina** Charenee Stephens (13 pts/11 reb) vs. Appalachian State, 3/16/11  
**Opponent** Nadra Robertson (10 pts/10 reb), Alabama A&M, 11/14/11

#### Two Players had a Double-Double

**South Carolina** Kelsey Bone (20 pts/10 reb)/Charenee Stephens vs. Mississippi, 3/4/10  
**Opponent** Shekinna Stricklen (18 pts/16 reb) and Kelley Cain (11 pts/11 reb), Tennessee, 1/20/11

#### Had a Triple-Double

**South Carolina** Iva Sliskovic (18 pts, 15 reb, 10 asst) vs. High Point, 12/20/06  
**Opponent** Never

### Team

#### Scored 100 Points

**South Carolina** 102 vs. North Carolina A&T, 3/21/08  
**Opponent** 103, Clemson, 11/21/03

#### Won by 30 or More Points

**South Carolina** 81-40 (41) vs. Hartford, 3/18/07  
**Opponent** 66-34 (32), Georgia, 3/4/11

#### Shot 65% or Better from the Field

**South Carolina** .652 (45-69) vs. East Tennessee State, 12/19/00  
**Opponent** Never

#### Shot 60% or Better from the Field

**South Carolina** .608 (31-51) vs. Jackson State, 12/7/07  
**Opponent** .604 (29-48), Vanderbilt, 1/18/01

#### Shot 50% or Better from the Field

**South Carolina** .500 (26-52) vs. Appalachian State, 3/16/11  
**Opponent** .500 (21-42), Penn State, 11/20/11

#### No Players in Double-Figure Points

**South Carolina** at Stanford, 11/26/10  
**Opponent** Presbyterian, 11/27/11

#### Five Players in Double-Figure Points

**South Carolina** vs. LSU, 1/6/11  
**Opponent** Arkansas, 2/14/10

#### Faced AP Top-25 Opponent

**Win** 66-61 vs. No. 15 Kentucky, 2/10/11  
**Loss** 50-55 vs. No. 11 Penn State, 11/20/11

#### Faced AP Top-10 Opponent

**Win** 71-52 vs. No. 6 Vanderbilt, 1/3/02  
**Loss** 60-82 at No. 4 Tennessee, 2/17/11

#### Faced AP Top-5 Opponent

**Win** 70-66 vs. No. 5 Vanderbilt, 1/28/98  
**Loss** 60-82 at No. 4 Tennessee, 2/17/11

#### Faced AP No. 1 Team

**Win** Never  
**Loss** 48-77 vs. No. 1 UConn, 12/29/08

#### Overtime Game

**Win** 64-62 at Arkansas, 2/6/11  
**Loss** 60-74 vs. Vanderbilt, 2/27/11

#### Double-Overtime Game

**Win** 92-91 at Florida State, 2/4/91  
**Loss** 92-94 at Clemson, 11/19/09

#### South Carolina Was Ranked

**AP No. 1** Never  
**AP Top 10** No. 10, 2/18/02  
**AP Top 25** No. 16, 3/17/03

**Official Basketball Box Score -- Game Totals -- Final Statistics**  
**South Carolina vs Illinois**  
 11/11/11 3:30 pm at Champaign, Ill.

**South Carolina 71 • 1-0**

#	Player	F	Total			3-Ptr			Rebounds			PF	TP	A	TO	Blk	Stl	Min
			FG-FGA	FG-FGA	FT-FTA	Off	Def	Tot	Off	Def	Tot							
12	STEPHENS, Charenee	f	2-3	0-0	0-0	1	1	2	1	4	0	0	0	0	0	0	16	
22	NEWTON, Courtney	f	0-0	0-0	2-2	0	1	1	3	2	0	1	1	0	0	7		
03	WALKER, Ieasia	g	2-5	0-1	4-6	1	4	5	3	8	2	4	0	0	0	23		
05	GRANT, Markeshia	g	3-7	2-2	2-2	2	4	4	0	11	3	0	0	0	0	22		
11	SUTTON, La'Keisha	g	3-10	0-2	4-6	2	0	2	2	10	3	3	0	1	1	30		
00	SELLERS, Imani	g	0-0	0-0	0-0	0	1	1	2	0	0	0	0	0	0	3		
01	WILSON, Ebony	g	2-2	0-0	0-0	1	1	2	1	4	1	0	1	3	18			
20	WHITE, Sancheon	g	1-9	1-4	3-4	2	1	3	0	6	3	0	0	2	15			
21	BRUNER, Ashley	g	6-9	0-0	2-4	4	2	6	2	14	2	1	0	3	26			
23	ROY, Tina	g	2-4	1-2	0-0	0	0	0	0	5	0	1	0	0	10			
24	WELCH, Aleighsa	g	1-2	0-0	0-0	1	2	3	2	2	0	1	0	0	16			
30	DECHEVA, Pamela	g	0-0	0-0	0-0	0	0	0	0	0	0	1	0	0	5			
33	IBIAM, Elem	g	2-5	0-0	1-2	3	1	4	3	5	0	1	0	0	9			
	Team					1	0	1										
	<b>Totals</b>		<b>24-57</b>	<b>5-16</b>	<b>18-25</b>	<b>18</b>	<b>16</b>	<b>34</b>	<b>21</b>	<b>71</b>	<b>14</b>	<b>14</b>	<b>2</b>	<b>9</b>	<b>200</b>			

FG % 1st Half: 9-34 26.5% 2nd half: 15-23 65.2% Game: 24-57 42.1% Deadball Rebounds 2,1  
 3FG % 1st Half: 4-11 36.4% 2nd half: 1-5 20.0% Game: 5-16 31.3%  
 FT % 1st Half: 9-10 90.0% 2nd half: 9-15 60.0% Game: 18-25 72.0%

**Illinois 52 • 0-1**

#	Player	F	Total			3-Ptr			Rebounds			PF	TP	A	TO	Blk	Stl	Min
			FG-FGA	FG-FGA	FT-FTA	Off	Def	Tot	Off	Def	Tot							
00	Penn, Karisma	f	2-5	0-0	6-9	2	2	4	5	10	2	4	5	2	34			
44	Magrum, Kersten	f	1-5	0-0	6-6	2	4	6	4	8	1	0	0	0	17			
12	McCully, Lydia	g	3-8	0-0	7-8	4	1	5	3	13	0	3	0	2	37			
22	Crawford, Ivory	g	0-6	0-1	1-2	1	3	4	2	1	0	1	0	0	26			
42	Moore, Amber	g	3-3	1-1	1-2	0	4	4	1	8	2	6	0	1	31			
03	Tuck, Taylor	g	0-1	0-0	0-0	0	1	1	0	0	0	1	0	1	8			
05	Oden, Nia	g	1-3	0-0	0-0	1	1	2	0	2	0	0	0	0	7			
11	Mitchell, Eboni	g	0-1	0-0	0-0	0	0	0	0	0	0	1	0	0	3			
20	Burke, Alexis	g	3-3	0-0	0-2	1	1	2	2	6	0	2	0	0	12			
21	Blinn, Macie	g	0-2	0-0	0-0	0	0	0	1	0	0	1	0	0	3			
23	Smith, Alexis	g	0-1	0-0	2-4	0	0	0	1	2	0	2	0	0	14			
34	Rukavina, Lana	g	0-0	0-0	2-2	0	1	1	1	2	0	0	0	0	8			
	Team					1	2	3										
	<b>Totals</b>		<b>13-38</b>	<b>1-2</b>	<b>25-35</b>	<b>12</b>	<b>20</b>	<b>32</b>	<b>20</b>	<b>52</b>	<b>5</b>	<b>22</b>	<b>5</b>	<b>6</b>	<b>200</b>			

FG % 1st Half: 8-22 36.4% 2nd half: 5-16 31.3% Game: 13-38 34.2% Deadball Rebounds 6  
 3FG % 1st Half: 0-1 0.0% 2nd half: 1-1 100.0% Game: 1-2 50.0%  
 FT % 1st Half: 8-11 72.7% 2nd half: 17-24 70.8% Game: 25-35 71.4%

Officials: Tina Napier, Felicia Grinter, Erika Herriman  
 Technical fouls: South Carolina-None. Illinois-None.  
 Attendance: 770  
 GAME ID: 1026021

Score by periods	1st	2nd	Total
South Carolina	31	40	71
Illinois	24	28	52

Last FG - SC 2nd-01:31, ILL 2nd-03:05.  
 Largest lead - SC by 30 2nd-07:10, ILL by 2 1st-19:33.



**Official Basketball Box Score -- Game Totals -- Final Statistics**  
**Alabama A&M vs South Carolina**  
 11/14/11 7 p.m. at Columbia, S.C./Colonial Life Arena



**Alabama A&M 53 • 0-2**

#	Player	F	Total			3-Ptr			Rebounds			PF	TP	A	TO	Blk	Stl	Min
			FG-FGA	FG-FGA	FT-FTA	Off	Def	Tot	Off	Def	Tot							
24	SANDERS, Jasmine	f	2-3	0-0	0-0	0	4	4	3	4	0	1	0	2	22			
55	ROBERTSON, Nadra	c	5-7	0-0	0-1	5	5	10	3	10	1	3	2	1	28			
14	WATKINS, Nesfayia	g	0-3	0-1	4-4	2	2	4	1	4	1	1	0	0	28			
22	DAVIS, Shundray	g	5-17	1-2	0-0	2	5	7	4	11	1	2	0	3	35			
23	TOBAR, Whiquitta	g	7-20	1-5	5-6	3	2	5	2	20	0	6	2	1	37			
03	STRICKLAND, Alyssa	g	0-1	0-0	0-0	0	0	0	0	0	0	0	0	0	1			
12	SIPPAL, Taylor	g	0-0	0-0	0-0	0	0	0	0	0	0	2	0	0	1			
20	FAUNTLEROY, Kiersten	g	0-0	0-0	2-2	0	0	0	2	2	0	1	0	0	11			
25	ONEAL, Danielle	g	1-6	0-2	0-0	2	0	2	2	2	0	1	0	2	17			
33	WILLIAMS, Gabrielle	g	0-2	0-0	0-0	2	1	3	4	0	2	0	1	0	13			
44	FARRIS, Shatavia	g	0-1	0-0	0-0	1	0	1	0	0	0	0	0	0	7			
	Team					3	2	5										
	<b>Totals</b>		<b>20-60</b>	<b>2-10</b>	<b>11-13</b>	<b>20</b>	<b>21</b>	<b>41</b>	<b>21</b>	<b>53</b>	<b>5</b>	<b>18</b>	<b>5</b>	<b>9</b>	<b>200</b>			

FG % 1st Half: 9-28 32.1% 2nd half: 11-32 34.4% Game: 20-60 33.3% Deadball Rebounds 3,1  
 3FG % 1st Half: 1-4 25.0% 2nd half: 1-6 16.7% Game: 2-10 20.0%  
 FT % 1st Half: 5-7 71.4% 2nd half: 6-6 100.0% Game: 11-13 84.6%

**South Carolina 60 • 2-0**

#	Player	F	Total			3-Ptr			Rebounds			PF	TP	A	TO	Blk	Stl	Min
			FG-FGA	FG-FGA	FT-FTA	Off	Def	Tot	Off	Def	Tot							
12	STEPHENS, Charenee	f	0-0	0-0	0-0	0	1	1	0	0	0	1	0	0	5			
03	WALKER, Ieasia	g	4-7	0-1	5-8	2	3	5	3	13	1	3	2	3	34			
05	GRANT, Markeshia	g	0-5	0-3	1-2	2	0	2	0	1	6	2	1	2	27			
11	SUTTON, La'Keisha	g	5-15	1-5	2-2	3	3	6	3	13	4	2	0	0	36			
22	NEWTON, Courtney	g	2-4	2-4	0-0	0	1	1	2	6	0	0	0	2	16			
01	WILSON, Ebony	g	0-0	0-0	0-0	0	1	1	0	0	0	0	1	0	12			
20	WHITE, Sancheon	g	0-4	0-2	0-0	0	1	1	1	0	0	0	0	0	8			
21	BRUNER, Ashley	g	7-16	0-0	1-3	5	3	8	4	15	2	1	3	4	32			
23	ROY, Tina	g	0-1	0-1	0-0	1	0	1	0	0	0	0	0	0	5			
24	WELCH, Aleighsa	g	4-6	0-0	4-6	4	5	9	1	12	1	2	1	0	21			
33	IBIAM, Elem	g	0-2	0-0	0-0	1	0	1	0	0	0	2	1	0	4			
	Team					3	0	3										
	<b>Totals</b>		<b>22-60</b>	<b>3-16</b>	<b>13-21</b>	<b>21</b>	<b>18</b>	<b>39</b>	<b>14</b>	<b>60</b>	<b>14</b>	<b>13</b>	<b>9</b>	<b>11</b>	<b>200</b>			

FG % 1st Half: 13-36 36.1% 2nd half: 9-24 37.5% Game: 22-60 36.7% Deadball Rebounds 3,1  
 3FG % 1st Half: 3-12 25.0% 2nd half: 0-4 0.0% Game: 3-16 18.8%  
 FT % 1st Half: 1-2 50.0% 2nd half: 12-19 63.2% Game: 13-21 61.9%

Officials: Dee Kantner, Denise Brooks, Lawson Newton  
 Technical fouls: Alabama A&M-None. South Carolina-None.  
 Attendance: 2118

Score by periods	1st	2nd	Total
Alabama A&M	24	29	53
South Carolina	30	30	60

Last FG - AAMU 2nd-00:38, SC 2nd-03:32.  
 Largest lead - AAMU by 3 1st-18:00, SC by 15 1st-08:17.



**Official Basketball Box Score -- Game Totals -- Final Statistics**  
**South Carolina vs Clemson**  
 11/17/11 7:00 PM at Clemson, SC - Littlejohn Coliseum



**South Carolina 65 • 3-0**

#	Player	F	Total			3-Ptr			Rebounds			PF	TP	A	TO	Blk	Stl	Min
			FG-FGA	FG-FGA	FT-FTA	Off	Def	Tot	Off	Def	Tot							
22	NEWTON, Courtney	f	0-1	0-0	0-0	2	3	5	1	0	0	1	0	1	15			
03	WALKER, Ieasia	g	2-5	0-0	2-2	1	4	5	4	6	2	1	0	1	31			
05	GRANT, Markeshia	g	3-11	0-1	0-1	1	1	2	1	6	2	1	0	1	24			
11	SUTTON, La'Keisha	g	2-7	0-1	1-4	1	1	2	1	5	6	2	1	7	31			
12	STEPHENS, Charenee	g	8-12	0-0	3-4	4	1	5	2	19	0	1	0	2	21			
00	SELLERS, Imani	g	0-0	0-0	0-0	0	0	0	0	0	0	0	0	0	3			
01	WILSON, Ebony	g	1-1	0-0	1-2	1	1	2	1	3	0	1	0	0	3			
20	WHITE, Sancheon	g	0-4	0-0	1-2	0	2	2	0	1	0	1	0	1	10			
21	BRUNER, Ashley	g	2-6	0-0	2-3	1	3	4	3	6	0	0	0	1	18			
23	ROY, Tina	g	3-6	1-3	2-4	0	2	2	2	9	0	1	0	0	17			
24	WELCH, Aleighsa	g	2-4	0-0	2-2	1	4	5	3	6	1	0	0	0	16			
30	DECHEVA, Pamela	g	0-1	0-1	0-0	0	0											



Official Basketball Box Score -- Game Totals -- Final Statistics  
**Coll. of Charleston vs South Carolina**  
 11/23/11 7 p.m. at Columbia, S.C./Colonial Life Arena



**Coll. of Charleston 40 • 1-3**

##	Player	Total		3-Ptr		Rebounds			PF	TP	A	TO	Blk	Stl	Min
		FG-FGA	FG-FGA	FT-FTA	Off	Def	Tot								
05	Cathryn Hardy	f	1-8	0-2	6-7	1	4	5	4	8	0	2	0	3	33
11	Christy Hewatt	f	2-9	1-3	0-3	3	1	4	2	5	1	3	0	1	32
55	Latisha Harris	c	2-2	0-0	1-2	1	5	6	4	5	0	3	1	1	17
22	Jillian Brown	g	0-2	0-0	0-3	0	2	2	0	0	7	8	0	2	38
32	Megan Fischer	g	4-11	2-5	0-0	1	0	1	3	10	0	4	0	1	32
02	Deidre Ramer	g	3-5	0-1	0-0	1	3	4	3	6	0	3	0	1	15
20	Brittany Johnson	g	2-4	0-0	0-0	1	1	2	2	4	1	2	0	0	20
30	Mikaela Hopkins	g	1-4	0-0	0-0	3	2	5	2	2	0	2	0	0	13
	Team					1	1	2			2				
<b>Totals</b>			15-45	3-11	7-15	12	19	31	20	40	9	29	1	9	200

FG % 1st Half: 8-21 38.1% 2nd half: 7-24 29.2% Game: 15-45 33.3%  
 3FG % 1st Half: 2-5 40.0% 2nd half: 1-6 16.7% Game: 3-11 27.3%  
 FT % 1st Half: 3-4 75.0% 2nd half: 4-11 36.4% Game: 7-15 46.7%

**South Carolina 59 • 4-1**

##	Player	Total		3-Ptr		Rebounds			PF	TP	A	TO	Blk	Stl	Min
		FG-FGA	FG-FGA	FT-FTA	Off	Def	Tot								
12	STEPHENS, Charenee	f	1-4	0-0	3-4	3	1	4	0	5	0	0	0	1	16
03	WALKER, Ieasia	g	1-4	0-2	0-0	2	0	2	1	2	3	7	0	3	25
05	GRANT, Markeshia	g	6-14	0-4	2-3	2	3	5	1	14	2	2	0	1	24
11	SUTTON, La'Keisha	g	1-10	1-6	0-0	1	1	2	0	3	2	2	0	1	24
22	NEWTON, Courtney	g	0-1	0-1	0-0	0	3	3	2	0	0	1	0	1	13
00	SELLERS, Imani	g	0-1	0-1	0-2	0	0	0	1	0	0	0	0	0	3
01	WILSON, Ebony	g	0-1	0-0	3-6	1	1	2	1	3	0	0	0	1	15
20	WHITE, Sancheon	g	0-3	0-1	1-2	1	0	1	1	1	0	1	0	0	12
21	BRUNER, Ashley	g	5-7	0-0	3-4	7	2	9	2	13	1	3	2	4	19
23	ROY, Tina	g	2-8	2-6	3-4	1	2	3	0	9	0	1	0	1	16
24	WELCH, Aleighsa	g	1-3	0-0	3-4	5	4	9	2	5	0	2	1	0	17
30	DECHEVA, Pamela	g	0-0	0-0	0-0	0	0	0	1	0	0	0	0	0	5
33	IBIAM, Elem	g	1-2	0-0	2-2	2	2	4	2	4	0	1	0	0	11
	Team					2	1	3			1				
<b>Totals</b>			18-58	3-21	20-31	27	20	47	14	59	8	22	3	13	200

FG % 1st Half: 7-28 25.0% 2nd half: 11-30 36.7% Game: 18-58 31.0%  
 3FG % 1st Half: 2-10 20.0% 2nd half: 1-11 9.1% Game: 3-21 14.3%  
 FT % 1st Half: 6-9 66.7% 2nd half: 14-22 63.6% Game: 20-31 64.5%

Officials: Bryan Entertline, Mary Day, Melanie Davis  
 Technical fouls: Coll. of Charleston-None. South Carolina-None.  
 Attendance: 2314

Score by periods	1st	2nd	Total
Coll. of Charleston	21	19	40
South Carolina	22	37	59

Last FG - COFC 2nd-01:33, SC 2nd-08:39.  
 Largest lead - COFC by 4 1st-05:22, SC by 26 2nd-06:03.

Score tied - 3 times.  
 Lead changed - 4 times.



Official Basketball Box Score -- Game Totals -- Final Statistics  
**Presbyterian vs South Carolina**  
 11/27/11 1 p.m. at Columbia, S.C./Colonial Life Arena



**Presbyterian 24 • 2-4**

##	Player	Total		3-Ptr		Rebounds			PF	TP	A	TO	Blk	Stl	Min
		FG-FGA	FG-FGA	FT-FTA	Off	Def	Tot								
51	PIETROWSKI, Mariah	c	1-9	0-0	0-0	1	2	3	1	2	1	2	0	1	28
03	SMITH, Shercee	g	4-8	0-0	0-1	0	5	5	0	8	0	1	0	1	28
05	DAVID, Dria	g	3-3	1-1	0-2	0	1	1	3	7	1	7	0	1	32
20	FOTHERGILL, Devin	g	0-4	0-1	2-4	0	5	5	1	2	1	4	0	1	27
24	STEVENS, Kristen	g	0-1	0-1	0-0	0	3	3	0	0	1	1	0	1	28
01	CARTER, Noelle	g	0-2	0-0	0-0	2	0	2	0	0	0	0	0	0	3
10	TAYLOR, Karlee	g	1-6	1-3	0-0	0	1	1	1	3	0	1	0	1	25
11	PARKER, Chelsea	g	0-1	0-0	0-0	1	1	2	2	0	1	0	0	0	12
22	BURNSIDE, Shonda	g	1-5	0-0	0-0	0	2	2	1	2	0	1	0	1	11
23	SCHAAF, Megan	g	0-1	0-0	0-0	0	0	0	0	0	0	0	0	0	3
34	TOWERS-SOLIS, Olivia	g	0-0	0-0	0-0	0	0	0	0	0	0	1	0	0	3
	Team					2	2	4			1				
<b>Totals</b>			10-40	2-6	2-7	6	22	28	9	24	5	19	0	7	200

FG % 1st Half: 6-16 37.5% 2nd half: 4-24 16.7% Game: 10-40 25.0%  
 3FG % 1st Half: 1-1 100.0% 2nd half: 1-5 20.0% Game: 2-6 33.3%  
 FT % 1st Half: 0-5 0.0% 2nd half: 2-2 100.0% Game: 2-7 28.6%

**South Carolina 52 • 5-1**

##	Player	Total		3-Ptr		Rebounds			PF	TP	A	TO	Blk	Stl	Min
		FG-FGA	FG-FGA	FT-FTA	Off	Def	Tot								
12	STEPHENS, Charenee	f	0-2	0-0	0-0	2	1	3	0	0	0	2	0	0	11
03	WALKER, Ieasia	g	1-7	0-2	0-0	1	5	6	0	2	6	2	0	2	27
05	GRANT, Markeshia	g	2-6	2-2	0-0	0	0	0	1	6	0	2	0	1	18
11	SUTTON, La'Keisha	g	1-3	0-2	0-0	0	2	2	0	2	4	4	1	2	20
22	NEWTON, Courtney	g	0-3	0-2	0-0	2	1	3	0	0	0	0	0	0	14
00	SELLERS, Imani	g	1-1	1-1	0-0	0	0	0	1	3	1	0	0	0	5
01	WILSON, Ebony	g	0-0	0-0	0-0	0	1	1	0	0	0	2	0	0	11
20	WHITE, Sancheon	g	1-5	0-2	1-1	1	2	3	2	3	3	1	0	1	16
21	BRUNER, Ashley	g	5-9	0-0	0-4	4	7	11	1	10	2	0	1	0	27
23	ROY, Tina	g	5-10	5-9	0-2	0	4	4	0	15	0	1	0	2	22
24	WELCH, Aleighsa	g	4-4	0-0	1-2	2	1	3	0	9	1	0	3	0	21
30	DECHEVA, Pamela	g	0-0	0-0	0-0	0	0	0	0	0	0	0	0	0	3
33	IBIAM, Elem	g	1-3	0-0	0-0	2	1	3	2	2	0	1	1	0	5
	Team					0	1	1			1				
<b>Totals</b>			21-53	8-20	2-9	14	26	40	7	52	17	15	6	8	200

FG % 1st Half: 9-29 31.0% 2nd half: 12-24 50.0% Game: 21-53 39.6%  
 3FG % 1st Half: 3-10 30.0% 2nd half: 5-10 50.0% Game: 8-20 40.0%  
 FT % 1st Half: 1-4 25.0% 2nd half: 1-5 20.0% Game: 2-9 22.2%

Officials: Scott Yarbrough, Kim Thebo, Dave Pitock  
 Technical fouls: Presbyterian-None. South Carolina-None.  
 Attendance: 1752

Score by periods	1st	2nd	Total
Presbyterian	13	11	24
South Carolina	22	30	52

Last FG - PC 2nd-03:40, SC 2nd-01:13.  
 Largest lead - PC by 2 1st-18:58, SC by 28 2nd-01:13.

Score tied - 2 times.  
 Lead changed - 3 times.



Official Basketball Box Score -- Game Totals -- Final Statistics  
**South Carolina vs Xavier**  
 11/30/11 7:00 p.m. at Cincinnati, Ohio (Cintas Center)



**South Carolina 67 • 6-1**

##	Player	Total		3-Ptr		Rebounds			PF	TP	A	TO	Blk	Stl	Min
		FG-FGA	FG-FGA	FT-FTA	Off	Def	Tot								
12	STEPHENS, Charenee	f	0-2	0-0	0-0	2	3	5	0	0	0	0	1	0	16
05	GRANT, Courtney	f	0-2	0-2	0-0	1	0	1	2	0	0	2	1	0	9
03	WALKER, Ieasia	g	0-6	0-0	0-0	0	2	2	2	0	0	1	0	1	25
05	GRANT, Markeshia	g	7-12	2-4	2-2	0	1	1	2	18	2	2	0	2	34
11	SUTTON, La'Keisha	g	4-7	0-1	2-5	0	1	1	5	10	5	5	0	1	33
20	WHITE, Sancheon	g	4-5	0-0	2-3	1	2	3	2	10	0	1	1	1	15
21	BRUNER, Ashley	g	2-5	0-0	4-11	0	2	2	3	8	1	3	0	3	22
23	ROY, Tina	g	1-4	0-3	0-0	0	2	2	0	2	0	0	0	0	14
24	WELCH, Aleighsa	g	3-4	0-0	10-15	6	2	8	1	16	1	1	2	3	23
33	IBIAM, Elem	g	1-3	0-1	1-2	2	4	6	2	3	0	0	3	0	9
	Team					2	1	3							
<b>Totals</b>			22-50	2-11	21-38	14	20	34	19	67	9	15	8	11	200

FG % 1st Half: 12-28 42.9% 2nd half: 10-22 45.5% Game: 22-50 44.0%  
 3FG % 1st Half: 0-3 0.0% 2nd half: 2-8 25.0% Game: 2-11 18.2%  
 FT % 1st Half: 10-19 52.6% 2nd half: 11-15 73.3% Game: 21-38 55.3%

**Xavier 56 • 1-4**

##	Player	Total		3-Ptr		Rebounds			PF	TP	A	TO	Blk	Stl	Min
		FG-FGA	FG-FGA	FT-FTA	Off	Def	Tot								
02	GRAY, Amber	f	1-3</												





**2011-12 South Carolina Basketball**  
**South Carolina Team Game-by-Game Comparison (as of Dec 04, 2011)**  
**All games**



Opponent	1st	2nd	Score	Mar	Total FG	FG Pct	3-Pointers	3FG Pct	Free Throws	FT Pct	Rebounds	Assist	T/Over	Block	Steal	Fouls
Illinois	31/24	40/28	71-52	+19	24-57/13-38	.421/.342	5-16/1-2	.313/.500	18-25/25-35	.720/.714	34/32 +2	14/5	14/22	2/5	9/6	21/20
ALABAMA A&M	30/24	30/29	60-53	+7	22-60/20-60	.367/.333	3-16/2-10	.188/.200	13-21/11-13	.619/.846	39/41 (2)	14/5	13/18	9/5	11/9	14/21
Clemson	43/26	22/22	65-48	+17	25-63/19-47	.397/.404	1-6/0-7	.167/.000	14-24/10-18	.583/.556	40/37 +3	11/11	12/22	1/11	14/4	19/20
#11/12 PENN STATE	22/26	28/29	50-55	(5)	19-76/21-42	.250/.500	6-29/0-6	.207/.000	6-10/13-14	.600/.929	40/39 +1	8/10	10/23	3/9	10/6	15/16
COLL. OF CHARLESTON	22/21	37/19	59-40	+19	18-58/15-45	.310/.333	3-21/3-11	.143/.273	20-31/7-15	.645/.467	47/31 +16	8/9	22/29	3/1	13/9	14/20
PRESBYTERIAN	22/13	30/11	52-24	+28	21-53/10-40	.396/.250	8-20/2-6	.400/.333	2-9/2-7	.222/.286	40/28 +12	17/5	15/19	6/0	8/7	7/9
Xavier	34/20	33/36	67-56	+11	22-50/20-49	.440/.408	2-11/4-12	.182/.333	21-38/12-18	.553/.667	34/36 (2)	9/16	15/23	8/4	11/6	19/25
NC State	18/27	35/28	53-55	(2)	22-64/20-57	.344/.351	1-15/3-7	.067/.429	8-15/12-15	.533/.800	44/41 +3	10/11	12/16	9/4	12/8	16/15

Note: Game totals are displayed in the format TEAM/OPPONENT for each category



**2011-12 South Carolina Basketball**  
**South Carolina Points-Rebounds-Assists (as of Dec 04, 2011)**  
**All games**



Opponent	Date	Score	00	01	03	05	11	12	20	21	22	23	24	30	
			SELLERS,IM	WILSON,EBO	WALKER,IEA	GRANT,MAR	SUTTON,LA'	STEPHENS,C	WHITE,SANC	BRUNER,AS	NEWTON,CO	ROY,TINA	WELCH,ALEI	DECHEVA,P	
at ILL	11/11/11	71-52	w	0-1-0	4-2-1	8-5-2	11-4-3	10-2-3	4-2-0	6-3-3	14-6-2	2-1-0	5-0-0	2-3-0	0-0-0
AAMU	11/14/11	60-53	w	DNP	0-1-0	13-5-1	1-2-6	13-6-4	0-1-0	0-1-0	15-8-2	6-1-0	0-1-0	12-9-1	DNP
at CU	11/17/11	65-48	w	0-0-0	3-2-0	6-5-2	6-2-2	5-2-6	19-5-0	1-2-0	6-4-0	0-5-0	9-2-0	6-5-1	0-0-0
PSU	11/20/11	50-55	L	DNP	0-0-0	15-4-1	7-0-2	7-2-3	4-8-0	1-2-0	9-18-2	0-0-0	5-0-0	2-6-0	DNP
COFC	11/23/11	59-40	w	0-0-0	3-2-0	2-2-3	14-5-2	3-2-2	5-4-0	1-1-0	13-9-1	0-3-0	9-3-0	5-9-0	0-0-0
PC	11/27/11	52-24	w	3-0-1	0-1-0	2-6-6	6-0-0	2-2-4	0-3-0	3-3-3	10-11-2	0-3-0	15-4-0	9-3-1	0-0-0
at XU	11/30/11	67-56	w	DNP	DNP	0-2-0	18-1-2	10-1-5	0-5-0	10-3-0	8-2-1	0-1-0	2-2-0	16-8-1	DNP
at ST	12/04/11	53-55	L	DNP	2-1-0	0-2-3	9-1-0	8-3-3	8-8-1	6-8-0	6-8-3	0-2-0	0-1-0	14-5-0	DNP

33

Opponent	Date	Score		IBIAM,ELEM
at ILL	11/11/11	71-52	w	5-4-0
AAMU	11/14/11	60-53	w	0-1-0
at CU	11/17/11	65-48	w	4-4-0
PSU	11/20/11	50-55	L	DNP
COFC	11/23/11	59-40	w	4-4-0
PC	11/27/11	52-24	w	2-3-0
at XU	11/30/11	67-56	w	3-6-0
at ST	12/04/11	53-55	L	DNP



**2011-12 South Carolina Basketball**  
**South Carolina Individual Game-by-Game (as of Dec 04, 2011)**  
**All games**



**#00 SELLERS, Imani**

Opponent	Date	gs	min	Total		3-Pointers		Free throws		Rebounds				pf	a	t/o	blk	stl	pts	avg
				fg-fga	pct	3fg-fga	pct	ft-fga	pct	off	def	tot	avg							
at Illinois	11/11/11		3	0-0	.000	0-0	.000	0-0	.000	0	1	1	1.0	2	0	0	0	0	0	0.0
at Clemson	11/17/11		3	0-0	.000	0-0	.000	0-0	.000	0	0	0	0.5	0	0	0	0	0	0	0.0
COLL. OF CHARLESTON	11/23/11		3	0-1	.000	0-1	.000	0-2	.000	0	0	0	0.3	1	0	0	0	0	0	0.0
PRESBYTERIAN	11/27/11		5	1-1	1.000	1-1	1.000	0-0	.000	0	0	0	0.3	1	1	0	0	0	3	0.8
Totals		0	14	1-2	.500	1-2	.500	0-2	.000	0	1	1	0.3	4	1	0	0	0	3	0.8

Games played: 4  
 Minutes/game: 3.5  
 Points/game: 0.8  
 FG Pct: 50.0  
 3FG Pct: 50.0  
 FT Pct: 0.0

Rebounds/game: 0.3  
 Assists/game: 0.3  
 Assist/turnover ratio: 99.9

**#01 WILSON, Ebony**

Opponent	Date	gs	min	Total		3-Pointers		Free throws		Rebounds				pf	a	t/o	blk	stl	pts	avg
				fg-fga	pct	3fg-fga	pct	ft-fga	pct	off	def	tot	avg							
at Illinois	11/11/11		18	2-2	1.000	0-0	.000	0-0	.000	1	1	2	2.0	1	1	0	1	3	4	4.0
ALABAMA A&M	11/14/11		12	0-0	.000	0-0	.000	0-0	.000	0	1	1	1.5	0	0	0	1	0	0	2.0
at Clemson	11/17/11		3	1-1	1.000	0-0	.000	1-2	.500	1	1	2	1.7	1	0	1	0	0	3	2.3
#11/12 PENN STATE	11/20/11		1	0-0	.000	0-0	.000	0-0	.000	0	0	0	1.3	2	0	0	0	0	0	1.8
COLL. OF CHARLESTON	11/23/11		15	0-1	.000	0-0	.000	3-6	.500	1	1	2	1.4	1	0	1	0	1	3	2.0
PRESBYTERIAN	11/27/11		11	0-0	.000	0-0	.000	0-0	.000	0	1	1	1.3	0	0	2	0	0	0	1.7
at NC State	12/04/11		9	0-0	.000	0-0	.000	2-2	1.000	0	1	1	1.3	2	0	2	0	3	2	1.7
Totals		0	69	3-4	.750	0-0	.000	6-10	.600	3	6	9	1.3	7	1	6	2	7	12	1.7

Games played: 7  
 Minutes/game: 9.9  
 Points/game: 1.7  
 FG Pct: 75.0  
 FT Pct: 60.0

Rebounds/game: 1.3  
 Assists/game: 0.1  
 Turnovers/game: 0.9  
 Assist/turnover ratio: 0.2  
 Steals/game: 1.0  
 Blocks/game: 0.3

**#03 WALKER, Ieasia**

Opponent	Date	gs	min	Total		3-Pointers		Free throws		Rebounds				pf	a	t/o	blk	stl	pts	avg
				fg-fga	pct	3fg-fga	pct	ft-fga	pct	off	def	tot	avg							
at Illinois	11/11/11	*	23	2-5	.400	0-1	.000	4-6	.667	1	4	5	5.0	3	2	4	0	0	8	8.0
ALABAMA A&M	11/14/11	*	34	4-7	.571	0-1	.000	5-8	.625	2	3	5	5.0	3	1	3	2	3	13	10.5
at Clemson	11/17/11	*	31	2-5	.400	0-0	.000	2-2	1.000	1	4	5	5.0	4	2	1	0	1	6	9.0
#11/12 PENN STATE	11/20/11	*	38	6-20	.300	3-9	.333	0-0	.000	1	3	4	4.8	1	1	1	0	5	15	10.5
COLL. OF CHARLESTON	11/23/11	*	25	1-4	.250	0-2	.000	0-0	.000	2	0	2	4.2	1	3	7	0	3	2	8.8
PRESBYTERIAN	11/27/11	*	27	1-7	.143	0-2	.000	0-0	.000	1	5	6	4.5	0	6	2	0	2	2	7.7
at Xavier	11/30/11	*	25	0-6	.000	0-0	.000	0-0	.000	0	2	2	4.1	2	0	1	0	1	0	6.6
at NC State	12/04/11	*	31	0-6	.000	0-3	.000	0-1	.000	1	1	2	3.9	4	3	3	2	1	0	5.8
Totals		8	234	16-60	.267	3-18	.167	11-17	.647	9	22	31	3.9	18	18	22	4	16	46	5.8

Games played: 8  
 Minutes/game: 29.3  
 Points/game: 5.8  
 FG Pct: 26.7  
 3FG Pct: 16.7  
 FT Pct: 64.7

Rebounds/game: 3.9  
 Assists/game: 2.3  
 Turnovers/game: 2.8  
 Assist/turnover ratio: 0.8  
 Steals/game: 2.0  
 Blocks/game: 0.5



**2011-12 South Carolina Basketball**  
**South Carolina Individual Game-by-Game (as of Dec 04, 2011)**  
**All games**



**#05 GRANT, Markeshia**

Opponent	Date	gs	min	Total		3-Pointers		Free throws		Rebounds				pf	a	t/o	blk	stl	pts	avg	
				fg-fga	pct	3fg-fga	pct	ft-fta	pct	off	def	tot	avg								
at Illinois	11/11/11	*	22	3-8	.375	3-7	.429	2-2	1.000	2	2	4	4.0	0	3	0	0	0	11	11.0	
ALABAMA A&M	11/14/11	*	27	0-5	.000	0-3	.000	1-2	.500	2	0	2	3.0	0	6	2	1	2	1	6.0	
at Clemson	11/17/11	*	24	3-11	.273	0-1	.000	0-1	.000	1	1	2	2.7	1	2	1	0	1	6	6.0	
#11/12 PENN STATE	11/20/11	*	33	3-12	.250	1-8	.125	0-0	.000	0	0	0	2.0	3	2	0	0	1	7	6.3	
COLL. OF CHARLESTON	11/23/11	*	24	6-14	.429	0-4	.000	2-3	.667	2	3	5	2.6	1	2	2	0	1	14	7.8	
PRESBYTERIAN	11/27/11	*	18	2-6	.333	2-2	1.000	0-0	.000	0	0	0	2.2	1	0	2	0	1	6	7.5	
at Xavier	11/30/11	*	34	7-12	.583	2-4	.500	2-2	1.000	0	1	1	2.0	2	2	2	0	2	18	9.0	
at NC State	12/04/11	*	28	4-11	.364	1-5	.200	0-0	.000	0	1	1	1.9	3	0	1	0	2	9	9.0	
Totals			8	210	28-79	.354	9-34	.265	7-10	.700	7	8	15	1.9	11	17	10	1	10	72	9.0

Games played: 8  
 Minutes/game: 26.3  
 Points/game: 9.0  
 FG Pct: 35.4  
 3FG Pct: 26.5  
 FT Pct: 70.0

Rebounds/game: 1.9  
 Assists/game: 2.1  
 Turnovers/game: 1.3  
 Assist/turnover ratio: 1.7  
 Steals/game: 1.3  
 Blocks/game: 0.1

**#11 SUTTON, La'Keisha**

Opponent	Date	gs	min	Total		3-Pointers		Free throws		Rebounds				pf	a	t/o	blk	stl	pts	avg	
				fg-fga	pct	3fg-fga	pct	ft-fta	pct	off	def	tot	avg								
at Illinois	11/11/11	*	30	3-10	.300	0-2	.000	4-6	.667	2	0	2	2.0	2	3	3	0	1	10	10.0	
ALABAMA A&M	11/14/11	*	36	5-15	.333	1-5	.200	2-2	1.000	3	3	6	4.0	3	4	2	0	0	13	11.5	
at Clemson	11/17/11	*	31	2-7	.286	0-1	.000	1-4	.250	1	1	2	3.3	1	6	2	1	7	5	9.3	
#11/12 PENN STATE	11/20/11	*	30	2-17	.118	1-4	.250	2-2	1.000	2	0	2	3.0	1	3	2	1	0	7	8.8	
COLL. OF CHARLESTON	11/23/11	*	24	1-10	.100	1-6	.167	0-0	.000	1	1	2	2.8	0	2	2	0	1	3	7.6	
PRESBYTERIAN	11/27/11	*	20	1-3	.333	0-2	.000	0-0	.000	0	2	2	2.7	0	4	4	1	2	2	6.7	
at Xavier	11/30/11	*	33	4-7	.571	0-1	.000	2-5	.400	0	1	1	2.4	5	5	5	0	1	10	7.1	
at NC State	12/04/11	*	29	2-13	.154	0-2	.000	4-4	1.000	0	3	3	2.5	3	3	6	0	1	8	7.3	
Totals			8	233	20-82	.244	3-23	.130	15-23	.652	9	11	20	2.5	15	30	26	3	13	58	7.3

Games played: 8  
 Minutes/game: 29.1  
 Points/game: 7.3  
 FG Pct: 24.4  
 3FG Pct: 13.0  
 FT Pct: 65.2

Rebounds/game: 2.5  
 Assists/game: 3.8  
 Turnovers/game: 3.3  
 Assist/turnover ratio: 1.2  
 Steals/game: 1.6  
 Blocks/game: 0.4

**#12 STEPHENS, Charenee**

Opponent	Date	gs	min	Total		3-Pointers		Free throws		Rebounds				pf	a	t/o	blk	stl	pts	avg	
				fg-fga	pct	3fg-fga	pct	ft-fta	pct	off	def	tot	avg								
at Illinois	11/11/11	*	16	2-3	.667	0-0	.000	0-0	.000	1	1	2	2.0	1	0	0	0	0	4	4.0	
ALABAMA A&M	11/14/11	*	5	0-0	.000	0-0	.000	0-0	.000	0	1	1	1.5	0	0	1	0	0	0	2.0	
at Clemson	11/17/11	*	21	8-12	.667	0-0	.000	3-4	.750	4	1	5	2.7	2	0	1	0	2	19	7.7	
#11/12 PENN STATE	11/20/11	*	19	1-3	.333	0-0	.000	2-3	.667	5	3	8	4.0	0	0	2	0	1	4	6.8	
COLL. OF CHARLESTON	11/23/11	*	16	1-4	.250	0-0	.000	3-4	.750	3	1	4	4.0	0	0	0	0	1	5	6.4	
PRESBYTERIAN	11/27/11	*	11	0-2	.000	0-0	.000	0-0	.000	2	1	3	3.8	0	0	2	0	0	0	5.3	
at Xavier	11/30/11	*	16	0-2	.000	0-0	.000	0-0	.000	2	3	5	4.0	0	0	0	1	0	0	4.6	
at NC State	12/04/11	*	23	4-6	.667	0-0	.000	0-0	.000	5	3	8	4.5	0	1	0	0	1	8	5.0	
Totals			8	127	16-32	.500	0-0	.000	8-11	.727	22	14	36	4.5	3	1	6	1	5	40	5.0

Games played: 8  
 Minutes/game: 15.9  
 Points/game: 5.0  
 FG Pct: 50.0  
 FT Pct: 72.7

Rebounds/game: 4.5  
 Assists/game: 0.1  
 Turnovers/game: 0.8  
 Assist/turnover ratio: 0.2  
 Steals/game: 0.6  
 Blocks/game: 0.1





**2011-12 South Carolina Basketball**  
**South Carolina Individual Game-by-Game (as of Dec 04, 2011)**  
**All games**



**#20 WHITE, Sancheon**

Opponent	Date	gs	min	Total		3-Pointers		Free throws		Rebounds				pf	a	t/o	blk	stl	pts	avg
				fg-fga	pct	3fg-fga	pct	ft-fga	pct	off	def	tot	avg							
at Illinois	11/11/11		15	1-9	.111	1-4	.250	3-4	.750	2	1	3	3.0	0	3	0	0	2	6	6.0
ALABAMA A&M	11/14/11		8	0-4	.000	0-2	.000	0-0	.000	0	1	1	2.0	1	0	0	0	0	0	3.0
at Clemson	11/17/11		10	0-4	.000	0-0	.000	1-2	.500	0	2	2	2.0	0	0	1	0	1	1	2.3
#11/12 PENN STATE	11/20/11		12	0-4	.000	0-1	.000	1-2	.500	2	0	2	2.0	2	0	0	0	1	1	2.0
COLL. OF CHARLESTON	11/23/11		12	0-3	.000	0-1	.000	1-2	.500	1	0	1	1.8	1	0	1	0	0	1	1.8
PRESBYTERIAN	11/27/11		16	1-5	.200	0-2	.000	1-1	1.000	1	2	3	2.0	2	3	1	0	1	3	2.0
at Xavier	11/30/11		15	4-5	.800	0-0	.000	2-3	.667	1	2	3	2.1	2	0	1	1	1	10	3.1
at NC State	12/04/11		16	3-9	.333	0-1	.000	0-1	.000	5	3	8	2.9	1	0	0	2	3	6	3.5
Totals		0	104	9-43	.209	1-11	.091	9-15	.600	12	11	23	2.9	9	6	4	3	9	28	3.5

Games played: 8  
 Minutes/game: 13.0  
 Points/game: 3.5  
 FG Pct: 20.9  
 3FG Pct: 9.1  
 FT Pct: 60.0

Rebounds/game: 2.9  
 Assists/game: 0.8  
 Turnovers/game: 0.5  
 Assist/turnover ratio: 1.5  
 Steals/game: 1.1  
 Blocks/game: 0.4

**#21 BRUNER, Ashley**

Opponent	Date	gs	min	Total		3-Pointers		Free throws		Rebounds				pf	a	t/o	blk	stl	pts	avg
				fg-fga	pct	3fg-fga	pct	ft-fga	pct	off	def	tot	avg							
at Illinois	11/11/11		26	6-9	.667	0-0	.000	2-3	.667	4	2	6	6.0	2	2	1	0	3	14	14.0
ALABAMA A&M	11/14/11		32	7-16	.438	0-0	.000	1-3	.333	5	3	8	7.0	4	2	1	3	4	15	14.5
at Clemson	11/17/11		18	2-6	.333	0-0	.000	2-3	.667	1	3	4	6.0	3	0	0	0	1	6	11.7
#11/12 PENN STATE	11/20/11		30	4-8	.500	0-0	.000	1-3	.333	9	9	18	9.0	3	2	2	2	1	9	11.0
COLL. OF CHARLESTON	11/23/11		19	5-7	.714	0-0	.000	3-4	.750	7	2	9	9.0	2	1	3	2	4	13	11.4
PRESBYTERIAN	11/27/11		27	5-9	.556	0-0	.000	0-4	.000	4	7	11	9.3	1	2	0	1	0	10	11.2
at Xavier	11/30/11		22	2-5	.400	0-0	.000	4-11	.364	0	2	2	8.3	3	1	3	0	3	8	10.7
at NC State	12/04/11		29	3-7	.429	0-0	.000	0-4	.000	4	4	8	8.3	2	3	0	1	1	6	10.1
Totals		0	203	34-67	.507	0-0	.000	13-35	.371	34	32	66	8.3	20	13	10	9	17	81	10.1

Games played: 8  
 Minutes/game: 25.4  
 Points/game: 10.1  
 FG Pct: 50.7  
 FT Pct: 37.1

Rebounds/game: 8.3  
 Assists/game: 1.6  
 Turnovers/game: 1.3  
 Assist/turnover ratio: 1.3  
 Steals/game: 2.1  
 Blocks/game: 1.1

**#22 NEWTON, Courtney**

Opponent	Date	gs	min	Total		3-Pointers		Free throws		Rebounds				pf	a	t/o	blk	stl	pts	avg
				fg-fga	pct	3fg-fga	pct	ft-fga	pct	off	def	tot	avg							
at Illinois	11/11/11	*	7	0-0	.000	0-0	.000	2-2	1.000	0	1	1	1.0	3	0	1	1	0	2	2.0
ALABAMA A&M	11/14/11	*	16	2-4	.500	2-4	.500	0-0	.000	0	1	1	1.0	2	0	0	0	2	6	4.0
at Clemson	11/17/11	*	15	0-1	.000	0-0	.000	0-0	.000	2	3	5	2.3	1	0	1	0	1	0	2.7
#11/12 PENN STATE	11/20/11	*	10	0-1	.000	0-1	.000	0-0	.000	0	0	0	1.8	1	0	1	0	0	0	2.0
COLL. OF CHARLESTON	11/23/11	*	13	0-1	.000	0-1	.000	0-0	.000	0	3	3	2.0	2	0	1	0	1	0	1.6
PRESBYTERIAN	11/27/11	*	14	0-3	.000	0-2	.000	0-0	.000	2	1	3	2.2	0	0	0	0	0	0	1.3
at Xavier	11/30/11	*	9	0-2	.000	0-2	.000	0-0	.000	1	0	1	2.0	2	0	2	1	0	0	1.1
at NC State	12/04/11	*	5	0-1	.000	0-1	.000	0-0	.000	0	2	2	2.0	0	0	0	0	0	0	1.0
Totals		8	89	2-13	.154	2-11	.182	2-2	1.000	5	11	16	2.0	11	0	6	2	4	8	1.0

Games played: 8  
 Minutes/game: 11.1  
 Points/game: 1.0  
 FG Pct: 15.4  
 3FG Pct: 18.2  
 FT Pct: 100.0

Rebounds/game: 2.0  
 Turnovers/game: 0.8  
 Steals/game: 0.5  
 Blocks/game: 0.3



**2011-12 South Carolina Basketball**  
**South Carolina Individual Game-by-Game (as of Dec 04, 2011)**  
**All games**



**#23 ROY, Tina**

Opponent	Date	gs	min	Total		3-Pointers		Free throws		Rebounds				pf	a	t/o	blk	stl	pts	avg
				fg-fga	pct	3fg-fga	pct	ft-fa	pct	off	def	tot	avg							
at Illinois	11/11/11		10	2-4	.500	1-2	.500	0-0	.000	0	0	0	0.0	0	0	1	0	0	5	5.0
ALABAMA A&M	11/14/11		5	0-1	.000	0-1	.000	0-0	.000	1	0	1	0.5	0	0	0	0	0	0	2.5
at Clemson	11/17/11		17	3-6	.500	1-3	.333	2-4	.500	0	2	2	1.0	2	0	1	0	0	9	4.7
#11/12 PENN STATE	11/20/11		7	2-7	.286	1-6	.167	0-0	.000	0	0	0	0.8	0	0	0	0	0	5	4.8
COLL. OF CHARLESTON	11/23/11		16	2-8	.250	2-6	.333	3-4	.750	1	2	3	1.2	0	0	1	0	1	9	5.6
PRESBYTERIAN	11/27/11		22	5-10	.500	5-9	.556	0-2	.000	0	4	4	1.7	0	0	1	0	2	15	7.2
at Xavier	11/30/11		14	1-4	.250	0-3	.000	0-0	.000	0	2	2	1.7	0	0	0	0	0	2	6.4
at NC State	12/04/11		6	0-4	.000	0-3	.000	0-0	.000	1	0	1	1.6	0	0	0	0	0	5.6	
Totals		0	97	15-44	.341	10-33	.303	5-10	.500	3	10	13	1.6	2	0	4	0	3	45	5.6

Games played: 8  
 Minutes/game: 12.1  
 Points/game: 5.6  
 FG Pct: 34.1  
 3FG Pct: 30.3  
 FT Pct: 50.0

Rebounds/game: 1.6  
 Turnovers/game: 0.5  
 Steals/game: 0.4

**#24 WELCH, Aleighsa**

Opponent	Date	gs	min	Total		3-Pointers		Free throws		Rebounds				pf	a	t/o	blk	stl	pts	avg
				fg-fga	pct	3fg-fga	pct	ft-fa	pct	off	def	tot	avg							
at Illinois	11/11/11		16	1-2	.500	0-0	.000	0-0	.000	1	2	3	3.0	2	0	1	0	0	2	2.0
ALABAMA A&M	11/14/11		21	4-6	.667	0-0	.000	4-6	.667	4	5	9	6.0	1	1	2	1	0	12	7.0
at Clemson	11/17/11		16	2-4	.500	0-0	.000	2-2	1.000	1	4	5	5.7	3	1	0	0	0	6	6.7
#11/12 PENN STATE	11/20/11		20	1-4	.250	0-0	.000	0-0	.000	6	0	6	5.8	2	0	0	0	1	2	5.5
COLL. OF CHARLESTON	11/23/11		17	1-3	.333	0-0	.000	3-4	.750	5	4	9	6.4	2	0	2	1	0	5	5.4
PRESBYTERIAN	11/27/11		21	4-4	1.000	0-0	.000	1-2	.500	2	1	3	5.8	0	1	0	3	0	9	6.0
at Xavier	11/30/11		23	3-4	.750	0-0	.000	10-15	.667	6	2	8	6.1	1	1	1	2	3	16	7.4
at NC State	12/04/11		24	6-7	.857	0-0	.000	2-3	.667	1	4	5	6.0	1	0	0	4	0	14	8.3
Totals		0	158	22-34	.647	0-0	.000	22-32	.688	26	22	48	6.0	12	4	6	11	4	66	8.3

Games played: 8  
 Minutes/game: 19.8  
 Points/game: 8.3  
 FG Pct: 64.7  
 FT Pct: 68.8

Rebounds/game: 6.0  
 Assists/game: 0.5  
 Turnovers/game: 0.8  
 Assist/turnover ratio: 0.7  
 Steals/game: 0.5  
 Blocks/game: 1.4

**#30 DECHEVA, Pamela**

Opponent	Date	gs	min	Total		3-Pointers		Free throws		Rebounds				pf	a	t/o	blk	stl	pts	avg
				fg-fga	pct	3fg-fga	pct	ft-fa	pct	off	def	tot	avg							
at Illinois	11/11/11		5	0-0	.000	0-0	.000	0-0	.000	0	0	0	0.0	2	0	1	0	0	0	0.0
at Clemson	11/17/11		3	0-1	.000	0-1	.000	0-0	.000	0	0	0	0.0	0	0	0	0	0	0	0.0
COLL. OF CHARLESTON	11/23/11		5	0-0	.000	0-0	.000	0-0	.000	0	0	0	0.0	1	0	0	0	0	0	0.0
PRESBYTERIAN	11/27/11		3	0-0	.000	0-0	.000	0-0	.000	0	0	0	0.0	0	0	0	0	0	0	0.0
Totals		0	16	0-1	.000	0-1	.000	0-0	.000	0	0	0	0.0	3	0	1	0	0	0	0.0

Games played: 4  
 Minutes/game: 4.0  
 FG Pct: 0.0  
 3FG Pct: 0.0

Turnovers/game: 0.3



**2011-12 South Carolina Basketball**  
**South Carolina Individual Game-by-Game (as of Dec 04, 2011)**  
**All games**



**#33 IBIAM, Elem**

Opponent	Date	gs	min	Total		3-Pointers		Free throws		Rebounds				pf	a	t/o	blk	stl	pts	avg
				fg-fga	pct	3fg-fga	pct	ft-fga	pct	off	def	tot	avg							
at Illinois	11/11/11		9	2-5	.400	0-0	.000	1-2	.500	3	1	4	4.0	3	0	1	0	0	5	5.0
ALABAMA A&M	11/14/11		4	0-2	.000	0-0	.000	0-0	.000	1	0	1	2.5	0	0	2	1	0	0	2.5
at Clemson	11/17/11		8	2-5	.400	0-0	.000	0-0	.000	3	1	4	3.0	1	0	2	0	0	4	3.0
COLL. OF CHARLESTON	11/23/11		11	1-2	.500	0-0	.000	2-2	1.000	2	2	4	3.3	2	0	1	0	0	4	3.3
PRESBYTERIAN	11/27/11		5	1-3	.333	0-0	.000	0-0	.000	2	1	3	3.2	2	0	1	1	0	2	3.0
at Xavier	11/30/11		9	1-3	.333	0-1	.000	1-2	.500	2	4	6	3.7	2	0	0	3	0	3	3.0
Totals		0	46	7-20	.350	0-1	.000	4-6	.667	13	9	22	3.7	10	0	7	5	0	18	3.0

Games played: 6  
 Minutes/game: 7.7  
 Points/game: 3.0  
 FG Pct: 35.0  
 3FG Pct: 0.0  
 FT Pct: 66.7

Rebounds/game: 3.7  
 Turnovers/game: 1.2  
 Blocks/game: 0.8

**#TM TEAM**

Opponent	Date	gs	min	Total		3-Pointers		Free throws		Rebounds				pf	a	t/o	blk	stl	pts	avg
				fg-fga	pct	3fg-fga	pct	ft-fga	pct	off	def	tot	avg							
at Illinois	11/11/11		0	0-0	.000	0-0	.000	0-0	.000	1	0	1	1.0	0	0	1	0	0	0	0.0
ALABAMA A&M	11/14/11		0	0-0	.000	0-0	.000	0-0	.000	3	0	3	2.0	0	0	0	0	0	0	0.0
at Clemson	11/17/11		0	0-0	.000	0-0	.000	0-0	.000	0	2	2	2.0	0	0	1	0	0	0	0.0
#11/12 PENN STATE	11/20/11		0	0-0	.000	0-0	.000	0-0	.000	0	0	0	1.5	0	0	2	0	0	0	0.0
COLL. OF CHARLESTON	11/23/11		0	0-0	.000	0-0	.000	0-0	.000	2	1	3	1.8	0	0	1	0	0	0	0.0
PRESBYTERIAN	11/27/11		0	0-0	.000	0-0	.000	0-0	.000	0	1	1	1.7	0	0	0	0	0	0	0.0
at Xavier	11/30/11		0	0-0	.000	0-0	.000	0-0	.000	2	1	3	1.9	0	0	0	0	0	0	0.0
at NC State	12/04/11		0	0-0	.000	0-0	.000	0-0	.000	2	3	5	2.3	0	0	0	0	0	0	0.0
Totals		0	0	0-0	.000	0-0	.000	0-0	.000	10	8	18	2.3	0	0	5	0	0	0	0.0

Games played: 8

Rebounds/game: 2.3  
 Turnovers/game: 0.6



**2011-12 South Carolina Basketball**  
**South Carolina Combined Team Statistics (as of Dec 04, 2011)**  
**All games**



<b>RECORD:</b>	<b>OVERALL</b>	<b>HOME</b>	<b>AWAY</b>	<b>NEUTRAL</b>
ALL GAMES	6-2	3-1	3-1	0-0
CONFERENCE	0-0	0-0	0-0	0-0
NON-CONFERENCE	6-2	3-1	3-1	0-0

#	Player	gp-gs	min	avg	Total			3-Point		F-Throw		Rebounds				pts	avg					
					fg-fga	fg%	3fg-fga	3fg%	ft-fa	ft%	off	def	tot	avg	pf			dq	a	to	blk	stl
21	BRUNER, Ashley	8-0	203	25.4	34-67	.507	0-0	.000	13-35	.371	34	32	66	8.3	20	0	13	10	9	17	81	10.1
05	GRANT, Markeshia	8-8	210	26.3	28-79	.354	9-34	.265	7-10	.700	7	8	15	1.9	11	0	17	10	1	10	72	9.0
24	WELCH, Aleighsa	8-0	158	19.8	22-34	.647	0-0	.000	22-32	.688	26	22	48	6.0	12	0	4	6	11	4	66	8.3
11	SUTTON, La'Keisha	8-8	233	29.1	20-82	.244	3-23	.130	15-23	.652	9	11	20	2.5	15	1	30	26	3	13	58	7.3
03	WALKER, leasia	8-8	234	29.3	16-60	.267	3-18	.167	11-17	.647	9	22	31	3.9	18	0	18	22	4	16	46	5.8
23	ROY, Tina	8-0	97	12.1	15-44	.341	10-33	.303	5-10	.500	3	10	13	1.6	2	0	0	4	0	3	45	5.6
12	STEPHENS, Charenee	8-8	127	15.9	16-32	.500	0-0	.000	8-11	.727	22	14	36	4.5	3	0	1	6	1	5	40	5.0
20	WHITE, Sancheon	8-0	104	13.0	9-43	.209	1-11	.091	9-15	.600	12	11	23	2.9	9	0	6	4	3	9	28	3.5
33	IBIAM, Elem	6-0	46	7.7	7-20	.350	0-1	.000	4-6	.667	13	9	22	3.7	10	0	0	7	5	0	18	3.0
01	WILSON, Ebony	7-0	69	9.9	3-4	.750	0-0	.000	6-10	.600	3	6	9	1.3	7	0	1	6	2	7	12	1.7
22	NEWTON, Courtney	8-8	89	11.1	2-13	.154	2-11	.182	2-2	1.000	5	11	16	2.0	11	0	0	6	2	4	8	1.0
00	SELLERS, Imani	4-0	14	3.5	1-2	.500	1-2	.500	0-2	.000	0	1	1	0.3	4	0	1	0	0	0	3	0.8
30	DECHEVA, Pamela	4-0	16	4.0	0-1	.000	0-1	.000	0-0	.000	0	0	0	0.0	3	0	0	1	0	0	0	0.0
Team											10	8	18				5					
Total.....		8	1600		173-481	.360	29-134	.216	102-173	.590	153	165	318	39.8	125	1	91	113	41	88	477	59.6
Opponents.....		8	1600		138-378	.365	15-61	.246	92-135	.681	90	195	285	35.6	146	-	72	172	39	55	383	47.9

<b>TEAM STATISTICS</b>	<b>SC</b>	<b>OPP</b>	<b>Date</b>	<b>Opponent</b>	<b>Score</b>	<b>Att.</b>
SCORING	477	383	11/11/11	at Illinois	w 71-52	770
Points per game	59.6	47.9	11/14/11	ALABAMA A&M	w 60-53	2118
Scoring margin	+11.8	-	11/17/11	at Clemson	w 65-48	938
FIELD GOALS-ATT	173-481	138-378	11/20/11	#11/12 PENN STATE	L 50-55	2391
Field goal pct	.360	.365	11/23/11	COLL. OF CHARLESTON	w 59-40	2314
3 POINT FG-ATT	29-134	15-61	11/27/11	PRESBYTERIAN	w 52-24	1752
3-point FG pct	.216	.246	11/30/11	at Xavier	w 67-56	1032
3-pt FG made per game	3.6	1.9	12/04/11	at NC State	L 53-55	1697
FREE THROWS-ATT	102-173	92-135				
Free throw pct	.590	.681				
F-Throws made per game	12.8	11.5				
REBOUNDS	318	285				
Rebounds per game	39.8	35.6				
Rebounding margin	+4.1	-				
ASSISTS	91	72				
Assists per game	11.4	9.0				
TURNOVERS	113	172				
Turnovers per game	14.1	21.5				
Turnover margin	+7.4	-				
Assist/turnover ratio	0.8	0.4				
STEALS	88	55				
Steals per game	11.0	6.9				
BLOCKS	41	39				
Blocks per game	5.1	4.9				
ATTENDANCE	8575	4437				
Home games-Avg/Game	4-2144	4-1109				
Neutral site-Avg/Game	-	0-0				

\* - Conference game

<b>Score by Periods</b>	<b>1st</b>	<b>2nd</b>	<b>Totals</b>
South Carolina	222	255	477
Opponents	181	202	383