



# 2014-15 GAME NOTES

# SOUTH CAROLINA WOMEN'S BASKETBALL

Assoc. Media Relations Dir.: Diana Koval | Office: 803.777.7977 | Cell: 314.369.6050 | Email: dkoval@mailbox.sc.edu  
Website: www.GamecocksOnline.com | Twitter: @GamecockWBB | Instagram: @GamecockWBB

## Game Information

Date: Thursday, February 5, 2015 | 7 p.m.  
Site: Athens, Ga.  
Arena: Stegeman Coliseum (10,523)  
Broadcast: SEC Network (Cara Capuano, pxp; Carolyn Peck, analyst)  
Radio: 1320 The Fan, 107.5 The Game in progress (Brad Muller)  
Live Stats: GamecocksOnline.com

## South Carolina Gamecocks 21-0, 9-0 SEC



## Georgia Lady Bulldogs 17-5, 5-4 SEC

Ranking: 1/1 (AP/Coaches)  
Head Coach: Dawn Staley  
Record at SC: 142-71 (7th)  
Career Rec.: 314-151 (15th)

Series History: UGa leads 33-9  
In Athens: UGa leads 15-2  
In Columbia: UGa leads 14-4  
Neutral Site: UGa leads 4-3  
Current Streak: SC last 2

Ranking: 22/21  
Coach: Andy Landers  
Rec. at GA: 860-292 (36th)  
Career Rec.: 942-313 (40th)

Top Scorer: Mitchell (14.9 ppg)  
Top Reb.: Coates (8.7 rpg)

Top Scorer: Griffin (11.6 ppg)  
Top Reb.: Donald (6.9 rpg)

## 2014-15 Schedule

Nov. 2	Coker (Exh.) (SECN+)	W, 100-25
Nov. 15	Southern California (SECN+)	W, 70-61
Nov. 20	Clemson (SECN)	W, 99-41
Nov. 23	San Diego State (SECN+)	W, 89-38
<i>Junkanoo Jam (Lucaya Division) • Freeport, Bahamas</i>		
Nov. 27	vs. Wisconsin	W, 67-44
Nov. 28	vs. #22/22 Syracuse	W, 67-63
Dec. 1	NC Central (SECN+)	W, 90-26
Dec. 4	Charlotte (SECN)	W, 82-61
Dec. 7	at #9/8 Duke (ESPN2)	W, 51-50
Dec. 14	Savannah State (SECN+)	W, 111-49
Dec. 17	at Hampton	W, 69-49
<i>Subway Classic • Minneapolis, Minn.</i>		
Dec. 20	vs. Central Michigan	W, 80-45
Dec. 21	vs. Liberty	W, 84-44
Jan. 2	Auburn* (SECN)	W, 77-58
Jan. 4	at LSU* (ESPN2)	W, 75-51
Jan. 8	at Alabama* (SECN+)	W, 102-59
Jan. 11	#10/11 Kentucky* (ESPN2)	W, 68-60
Jan. 15	at Missouri* (SECN)	W, 60-49
Jan. 19	at Florida* (SECN)	W, 77-42
Jan. 26	#12/10 Texas A&M* (ESPN2)	W, 79-61
Jan. 29	Alabama* (SECN+)	W, 85-54
Feb. 1	at Ole Miss* (ESPNU)	W, 77-59
Feb. 5	at #22/21 Georgia* (SECN)	7 p.m.
Feb. 9	at Connecticut (ESPN2)	8 p.m.
Feb. 12	LSU* (FSN)	7 p.m.
Feb. 15	Vanderbilt* (ESPNU)	Noon
Feb. 19	at Arkansas* (SECN)	9 p.m.
Feb. 23	Tennessee* (ESPN2)	9 p.m.
Feb. 26	Mississippi State* (FSN)	7 p.m.
Mar. 1	at Kentucky* (ESPNU/2)	2/5 p.m.
<i>SEC Tournament • North Little Rock, Ark.</i>		
Mar. 4	First Round (SECN)	TBA
Mar. 5	Second Round (SECN)	TBA
Mar. 6	Quarterfinals (SECN)	TBA
Mar. 7	Semifinals (ESPNU)	TBA
Mar. 8	Final (ESPN)	TBA

\* indicates SEC game  
All Times Listed as Eastern and are subject to change

## one.

Prior to each season, head coach Dawn Staley chooses a theme for her team to play under. This season's is "one."

With expectations surrounding this season, Staley believed it was important for her team to focus on the collective instead of any individual, knowing that to thrive in pressure situations, each student-athlete may have to sacrifice a piece of herself to become one team.















## South Carolina Notables

- The Gamecocks are in their 41st season of women's basketball. It is the program's 24th season in the SEC and the seventh under head coach Dawn Staley. South Carolina has played in the last three NCAA Tournaments, including two trips to the Sweet 16 (2012, 2014).
- Junior Tiffany Mitchell is second in the SEC with 14.9 points per league game this season, while ranking second in the league shooting 47.0 percent in conference action. The reigning SEC Player of the Year has asserted herself more in the offense in conference play, leading the team with 100 field goal attempts while adding 2.3 assists and 1.7 steals per game.
- Sophomore Alaina Coates is among the SEC's top 10 in double-doubles (1st, 10), rebounding (4th, 8.7), blocked shots (3rd, 1.7), offensive rebounds (9th, 3.0) and free throw percentage (10th, .705). Her 11.2 points per game are tied for 19th. She has already matched her freshman season total for double-doubles, putting her into the Gamecocks' career top 10 with 20. Nine of that career total have come in SEC play.
- First-year forward A'ja Wilson is one of two SEC freshmen ranked in the SEC's top 20 in scoring and is the only one to also hold a top-20 spot in rebounding, coming in ninth in both categories. Her .514 field goal percentage is third in the league, and her 1.6 blocked shots per game comes in fifth. No other SEC freshman appears in as many different categories.
- The impact of Aleighsa Welch on the court and beyond the box score can not be over-estimated. The Gamecocks have been to the NCAA Tournament and improved on their win total both overall and in SEC play every year of her career. She is currently one of nine Gamecocks all-time to amass 1,000 points and 800 rebounds in her career, during which she is shooting 58.6 percent from the field, which is second-best in program history.
- Point guard Bianca Cuevas has been building confidence and understanding throughout the season, and the two converged to produce her 21-point, two-turnover outing at Ole Miss (Feb. 1). Over the last three games, the freshman averaged 10.3 points, 3.3 rebounds and 2.0 assists and shot 52.6 percent (10-of-19) from the field while playing 20.6 minutes per game.

## Tale of the Tape

Georgia				South Carolina			
Overall	SEC Rank	SEC Only	SEC Rank	Overall	SEC Rank	SEC Only	SEC Rank
17-5		5-4		21-0		9-0	
12-0		4-0		10-0		4-0	
5-5		1-4		7-0		5-0	
0-0				4-0			
63.2	11th	59.9	7th	79.0	1st	77.8	1st
52.5	2nd	56.6	3rd	50.7	1st	54.8	1st
.386	11th	.388	5th	.491	1st	.491	1st
.361	6th	.376	3rd	.336	1st	.343	1st
.287	10th	.271	9th	.348	1st	.336	2nd
.257	3rd	.253	2nd	.259	4th	.261	3rd
.694	7th	.703	4th	.669	7th	.689	9th
13.9		13.4		15.4		16.8	
439.7	10th	36.3	7th	43.0	2nd	42.4	1st
+4.1	7th	-0.1	6th	+11.5	1st	+10.6	1st
13.3	7th	12.2	4th	17.9	1st	15.1	1st
+4.0	5th	+0.9	5th	+4.3	3rd	+0.6	6th
11.0	5th	7.9	4th	9.4	9th	7.7	9th
2.1	14th	2.0	14th	6.2	1st	6.4	1st

# 2014-15 South Carolina Media Roster

<b>0</b>		<p><b>India Farmer</b> 6-0 • So. • Forward • N. Myrtle Beach, S.C.</p> <p>PPG <b>0.3</b> RPG <b>0.5</b> APG <b>.0</b> FG% <b>.000</b> FT% <b>.667</b></p>	<p><b>LAST GAME:</b> 1 min at Ole Miss <b>NOTABLE:</b> Seen action in 13 games this season ... great team player ... works hard with good attitude ... played in 18 games last season, including seven SEC and four postseason.</p>	<p><b>Career Highs</b> <b>Pts:</b> 3, 2x, vs. Alabama, 1/19/14 <b>Reb:</b> 3 vs. NC Central, 12/2/13 <b>Ast:</b> — <b>Stl:</b> —</p>
<b>1</b>		<p><b>Bianca Cuevas</b> 5-6 • Fr. • Guard • Bronx, N.Y. <i>kway-VAAS</i></p> <p>PPG <b>6.2</b> RPG <b>1.5</b> APG <b>1.9</b> FG% <b>.395</b> FT% <b>.800</b></p>	<p><b>LAST GAME:</b> 21 pts, 4 rebs at Ole Miss <b>NOTABLE:</b> Cat-quick, crafty guard ... 10+ points in 6 games ... 5 assists in 3 games ... 8.2 ppg in SEC play, 4.7 ppg in non-SEC ... avg. 10.5 pts over last 4 games ... McDonald's All-America.</p>	<p><b>Career Highs</b> <b>Pts:</b> 21 at Ole Miss, 2/1/15 <b>Reb:</b> 4, 2x, at Ole Miss, 2/1/15 <b>Ast:</b> 5, 3x, vs. Alabama, 1/29/15 <b>Stl:</b> 4, 2x, vs. Sav. St., 12/14/14</p>
<b>2</b>		<p><b>Olivia Gaines</b> 5-7 • Sr. • Guard • Chester, S.C.</p> <p>PPG <b>1.2</b> RPG <b>1.0</b> APG <b>0.9</b> FG% <b>.310</b> FT% <b>.750</b></p>	<p><b>LAST GAME:</b> 3 min at Ole Miss <b>NOTABLE:</b> Key defensive stopper ... played in every game this season, averaging 9.4 minutes in SEC play, up from 7.8 in non-conference ... picked up steal that set up winning play at Duke.</p>	<p><b>Career Highs</b> <b>Pts:</b> 7 vs. Savannah St., 12/28/13 <b>Reb:</b> 5, 2x, vs. Clemson, 11/20/14 <b>Ast:</b> 5 vs. Chas. Sthrn., 11/8/13 <b>Min:</b> 23 vs. Alabama, 1/19/14</p>
<b>3</b>		<p><b>Kaydra Duckett</b> 5-8 • Fr. • Guard • Columbia, S.C. <i>KAY-druh DUCK-it</i></p> <p>PPG <b>0.3</b> RPG <b>0.5</b> APG <b>0.2</b> FG% <b>.143</b> FT% <b>1.00</b></p>	<p><b>LAST GAME:</b> 1 min at Ole Miss <b>NOTABLE:</b> Has played in 13 games, including six SEC ... 1st career points vs. NCCU ... rated 3A South Carolina player of the year ... won two state titles (2012, 2014).</p>	<p><b>Career Highs</b> <b>Pts:</b> 2, 2x, vs. Sav. St., 12/14/14 <b>Reb:</b> 4 vs. Savannah St., 12/14/14 <b>Ast:</b> 1, 2x, vs. Sav. St., 12/14/14 <b>Stl:</b> 1, 2x, vs. Liberty, 12/21/14</p>
<b>5</b>		<p><b>Khadijah Sessions</b> 5-8 • Jr. • Guard • Myrtle Beach, S.C. <i>kub-DEE-zhub SESH-uns</i></p> <p>PPG <b>4.1</b> RPG <b>2.7</b> APG <b>3.1</b> FG% <b>.369</b> FT% <b>.552</b></p>	<p><b>LAST GAME:</b> 7 pts, 2 stls, 3 assts at Ole Miss <b>NOTABLE:</b> Leads SEC in assist:TO (2.3), top 10 in assists and steals (2.1 spg) ... 8 games of 4+ assists ... 13 games with no more than one turnover – 7 with none ... last 3 gms, 6.0 ppg, 3.0 apg, 3.0 spg</p>	<p><b>Career Highs</b> <b>Pts:</b> 19 vs. Auburn, 2/3/13 <b>Reb:</b> 6 vs. Clemson, 11/20/14 <b>Ast:</b> 8 vs. NC Central, 12/1/14 <b>Stl:</b> 4, 8x, vs. TX A&amp;M, 1/26/15</p>
<b>15</b>		<p><b>Tiffany Davis</b> 5-7 • So. • Guard • Houston, Texas</p> <p>PPG <b>1.4</b> RPG <b>1.1</b> APG <b>0.5</b> FG% <b>.385</b> FT% <b>.667</b></p>	<p><b>LAST GAME:</b> 2 pts, 2 rebs, 4 min vs. Texas A&amp;M <b>NOTABLE:</b> Played in 14 games ... doing “her job” well off the bench, per Staley ... continues to learn how to run offense efficiently ... did not play at Ole Miss following medical procedure.</p>	<p><b>Career Highs</b> <b>Pts:</b> 11 vs. Ole Miss, 1/30/14 <b>Reb:</b> 6 at Arkansas, 1/2/14 <b>Ast:</b> 3, 4x, vs. SC State, 12/22/13 <b>Stl:</b> 5 vs. Elon, 11/9/12</p>
<b>22</b>		<p><b>A'ja Wilson</b> 6-5 • Fr. • Guard/Forward • Hopkins, S.C. <i>A-zhub</i></p> <p>PPG <b>13.7</b> RPG <b>7.0</b> BPG <b>1.6</b> FG% <b>.514</b> FT% <b>.635</b></p>	<p><b>LAST GM:</b> 11 pts, 6 rebs, 2 stls at Ole Miss <b>NOTABLE:</b> Scored 10+ 18 times, 4 double-doubles ... top 10 in SEC in ppg and rpg ... avg 15.5 pts over last 4 games ... only freshman on Naismith Top 50 or Wooden Midseason Top 20.</p>	<p><b>Career Highs</b> <b>Pts:</b> 23 vs. Sav. St., 12/14/14 <b>Reb:</b> 13 at LSU, 1/4/15 <b>Ast:</b> 3, 3x, vs. Alabama, 1/29/15 <b>Stl:</b> 3, 4x, vs. C. Mich., 12/20/14</p>
<b>23</b>		<p><b>Tina Roy</b> 5-11 • Junior • Guard • Kaplan, La.</p> <p>PPG <b>4.4</b> RPG <b>2.0</b> APG <b>2.7</b> FG% <b>.405</b> FT% <b>.500</b></p>	<p><b>LAST GAME:</b> 1 pt, 1 reb, 1 asst at Ole Miss <b>NOTABLE:</b> Committed multiple turnovers in just 5 games ... shooting team-high 39.1 percent from 3-point range in SEC play ... 3-of-3 from 3-pt arc at Alabama.</p>	<p><b>Career Highs</b> <b>Pts:</b> 15 vs. Presbyterian, 11/27/11 <b>Reb:</b> 8 at Miss. State, 2/6/14 <b>Ast:</b> 10 vs. Sav. State, 12/14/14 <b>Stl:</b> 3 vs. Southern Cal, 11/15/14</p>
<b>24</b>		<p><b>Aleighsa Welch</b> 6-0 • Sr. • Forward • Goose Creek, S.C. <i>uh-LEE-sub</i></p> <p>PPG <b>9.3</b> RPG <b>5.5</b> BPG <b>1.2</b> FG% <b>.595</b> FT% <b>.417</b></p>	<p><b>LAST GM:</b> 6 pts, 5 rebs, 2 assts, 2 blks at Ole Miss <b>NOTABLE:</b> 11 games with 10+ pts ... 7 games of 3 or more assists (1.8 apg) ... team captain for 3rd time ... great communicator, leader on the floor.</p>	<p><b>Career Highs</b> <b>Pts:</b> 23 vs. UNC, 12/18/13 <b>Reb:</b> 17 vs. CofC, 11/14/13 <b>Ast:</b> 5 vs. Savannah St., 12/28/13 <b>Blk:</b> 5, 2x, at Kentucky, 2/20/14</p>
<b>25</b>		<p><b>Tiffany Mitchell</b> 5-9 • Jr. • Guard • Charlotte, N.C.</p> <p>PPG <b>14.9</b> RPG <b>2.9</b> APG <b>2.8</b> FG% <b>.519</b> FT% <b>.836</b></p>	<p><b>LAST GAME:</b> 11 pts, 5 rebs at Ole Miss <b>NOTABLE:</b> 3rd in SEC in ppg ... SEC-best FG %age, 4th FT %age ... 10+ pts 17 times, 3 20+ gms ... Wade and Staley Award Watch List, Wooden Top 20, Naismith Top 30.</p>	<p><b>Career Highs</b> <b>Pts:</b> 25 vs. Georgia, 2/27/14 <b>Reb:</b> 11, 5x, at Arkansas, 1/2/14 <b>Ast:</b> 9 at SDSU, 11/23/13 <b>Stl:</b> 7 vs. NC Central, 12/1/14</p>
<b>31</b>		<p><b>Asia Dozier</b> 6-0 • Jr. • Guard/Forward • Columbia, S.C. <i>DOE-zbur</i></p> <p>PPG <b>4.3</b> RPG <b>0.9</b> APG <b>2.1</b> FG% <b>.415</b> FT% <b>.667</b></p>	<p><b>LAST GM:</b> 1 reb, 2 assts in 11 min at Ole Miss <b>NOTABLE:</b> 10+ points three times ... handed out four assists five times this season ... hit key 3s in wins over Kentucky and at Missouri ... team captain.</p>	<p><b>Career Highs</b> <b>Pts:</b> 16, 2x, at SDSU, 11/23/13 <b>Reb:</b> 10 vs. Elon, 11/9/12 <b>Ast:</b> 6, 2x, vs. Georgia, 3/7/14 <b>Stl:</b> 2, 7x, at Alabama, 1/8/15</p>
<b>33</b>		<p><b>Elem Ibiam</b> 6-4 • Sr. • Center • Fayetteville, Ga. <i>ELL-um IB-ee-um</i></p> <p>PPG <b>7.2</b> RPG <b>4.2</b> BPG <b>1.0</b> FG% <b>.594</b> FT% <b>.676</b></p>	<p><b>LAST GAME:</b> 10 pts, 1 reb at Ole Miss <b>NOTABLE:</b> 2nd in career blocks (151), 26 shy of record ... 15th in SEC in blocks ... 10+ pts in 7 games, 1 20-pt game ... personal 8-2 run at Ole Miss after Rebels got within 3 ... team captain.</p>	<p><b>Career Highs</b> <b>Pts:</b> 21 vs. Sav. St., 12/14/14 <b>Reb:</b> 12, 2x, vs. CMU, 12/20/14 <b>Blk:</b> 7 at Miss. State, 2/6/14 <b>Min:</b> 34 at Texas A&amp;M, 1/16/14</p>
<b>40</b>		<p><b>Jatarie White</b> 6-4 • Fr. • Forward • Charlotte, N.C. <i>jub-TAR-ee</i></p> <p>PPG <b>3.6</b> RPG <b>2.8</b> BPG <b>0.1</b> FG% <b>.452</b> FT% <b>.500</b></p>	<p><b>LAST GAME:</b> 3 pts, 3 rebs in 15 min at Florida <b>NOTABLE:</b> Missed last 3 games due to illness, lost 9 to foot injury ... brings great energy and different look to post position ... two 10+ point games ... WBCA and McDonald's All-America.</p>	<p><b>Career Highs</b> <b>Pts:</b> 11 vs. Clemson, 11/20/14 <b>Reb:</b> 6 vs. SDSU, 11/23/14 <b>Ast:</b> 1 vs. Southern Cal, 11/15/14 <b>Stl:</b> 1, 2x, vs. SDSU, 11/23/14</p>
<b>41</b>		<p><b>Alaina Coates</b> 6-4 • So. • Center • Irmo, S.C. <i>uh-LAY-nuh COATS</i></p> <p>PPG <b>11.2</b> RPG <b>8.7</b> BPG <b>1.7</b> FG% <b>.553</b> FT% <b>.705</b></p>	<p><b>LAST GM:</b> 10 pts, 10 rebs, 2 blks at Ole Miss <b>NOTABLE:</b> 19th in SEC in ppg, 4th in rebs, 3rd in blocks ... SEC-best 10 doubles-doubles ... 10+ pts 14 times, 2 20-pt gms ... 10+ rebs 12 times, 5 with 13+ ... avg 12.0 pts, 10.3 rebs last 3 gms.</p>	<p><b>Career Highs</b> <b>Pts:</b> 24, 2x, vs. Ole Miss, 1/30/14 <b>Reb:</b> 17 vs. Kentucky, 1/9/14 <b>Blk:</b> 5, 3x, vs. Alabama, 1/29/15 <b>Min:</b> 30 vs. Sthrn. Cal, 11/15/14</p>

**Starter**

**Reserve**

## Quick Facts

### The University

**Location:** Columbia, S.C.  
**Founded:** 1801  
**Enrollment:** 31,964  
**Colors:** Garnet (PMS 202C) and Black  
**Nickname:** Gamecocks  
**Conference:** Southeastern  
**President:** Dr. Harris Pastides  
**Athletics Director:** Ray Tanner  
**Facility:** Colonial Life Arena (18,000)

### Coaching Staff

**Head Coach:** Dawn Staley  
**Alma Mater:** Virginia, 1992  
**Overall Record:** 314-151 (14th season)  
**School Record:** 142-71 (6th season)  
**Assoc. Head Coach (Alma Mater):**  
 Lisa Boyer (Ithaca, 1979)  
**Assistant Coaches (Alma Mater):**  
 Nikki McCray-Penson (Tennessee, 1995)  
 Darius Taylor (Michigan, 2000)

### Team Information

**2013-14 Record:** 29-5  
 Home: 16-0 Away: 10-2 Neutral: 3-3  
**SEC Record (Finish):** 14-2 (1st)  
 Home: 8-0 Away: 6-2  
**Letterwinners Returning/Lost:** 10/2  
**Starters Returning/Lost:** 5/0

### Program History

**First Year of Women's Basketball:** 1974-75  
**All-Time Record:** 722-500 (41st season)  
**All-Time SEC Record:** 125-199 (23rd season)  
**NCAA Appearances (Last):** 11 (2014)  
**NCAA Tournament Record:** 13-11  
**Last NCAA Result:** L, 58-65, North Carolina, Palo Alto, Calif, 3/30/14, Sweet 16  
**WNIT Appearances (Last):** 4 (2011)  
**WNIT Record:** 3-4

### Media Relations

**Women's Basketball Contact:** Diana Koval  
**Office:** 803.777.7977  
**Cell:** 314.369.6050  
**Email:** dkoval@mailbox.sc.edu  
**Press Row Phone:** 803.777.6182  
**Athletics Department on the Web**  
**Website:** GamecocksOnline.com  
**Twitter:** @GamecocksOnline  
**Instagram:** @GamecocksOnline  
**Facebook:** Facebook.com/GamecocksOnline  
**YouTube:** YouTube.com/GamecocksOnline  
**Women's Basketball on Twitter**  
**Team:** @GamecockWBB  
**Head Coach:** @DawnStaley

## A South Carolina Win Would...

- Extend the program-record win streak to 22, which would tie record for best start to a season by any Gamecock sport (Baseball in 2000; Women's Tennis in 1979-80).
- Make the Gamecocks 10-0 in league play, giving them double-digit SEC wins for the fourth-straight season (fifth time in program history)
- Be the Gamecocks' third straight over Georgia, which would be their longest win streak in series history

## By the Numbers

- 1 Game this season in which the Gamecocks have had to overcome a double-digit deficit (12 vs Syracuse, Nov. 28)
- 2 Games this season in which the Gamecocks have allowed a team to shoot over 40.0 percent – Charlotte (Dec. 4), 45.3 percent and at Ole Miss (Feb. 1), 40.4 percent
- 2 Gamecocks named to the Wooden Award Midseason Top 20 – Tiffany Mitchell and A'ja Wilson
- 2 Players ranked among the SEC's top-10 scorers who come off the bench – Jennifer O'Neill, UK (2nd, 15.0 ppg) and A'ja Wilson, SC (9th, 13.7 ppg)
- 5 Games this season in which the Gamecocks have held a team to under 30.0 percent shooting
- 8.2 Points per SEC game by Bianca Cuevas, who averaged 4.7 in non-conference average
- 10 Double-doubles by Alaina Coates this season, most in the SEC, including four in SEC play
- 10 Games this season in which South Carolina has held its opponent under 50 points
- 12 Games in which South Carolina's bench has tied or out-scored its starters
- 18 Games in which freshman A'ja Wilson has scored in double figures – a team high
- 23 Rank in career points in program history for junior Tiffany Mitchell (1,143), trailing Ieasia Walker in 22nd (1,157)
- 39 More made free throws by South Carolina than its opponents have attempted (324-285)
- 40.5 Points per game scored by the Gamecocks in the paint this season, compared to just 21.3 by their opponents.
- 51.1 Percent of the Gamecocks' points in SEC games scored by the bench
- 61.1 Percent of the Gamecocks' field goals that have been assisted this season, helping them rank ninth in the nation with 18.2 apg
- 77.1 Percent free throw shooting by the Gamecocks in games with a margin of 10 or fewer points in the last five minutes

## Georgia Series History

The Lady Bulldogs lead the series 33-9, but the Gamecocks won both meetings last season, including both games last season.

The two teams battled just over a week apart last season as South Carolina clinched the out-right SEC title in the penultimate game of the regular season on Feb. 27 (67-56) then knocked Georgia

out of the SEC Tournament in the quarterfinals on March 7 (67-48). Eventual SEC Player of the Year Tiffany Mitchell averaged 18 points over the two games, including a 25-point outing in the regular-season contest that featured 10-of-10 accuracy from the free throw line. SEC Co-6th Player of the Year Alaina Coates averaged 15.5 points in the two wins. Defensively, the Gamecocks held the Lady Bulldogs under 30.0 percent shooting for three of the four halves played.

Georgia's last win in the series was a 42-40 decision on Jan. 13, 2013, in the most recent meeting between the two teams at Stegeman Coliseum. The Lady Bulldogs built a five-point lead with 90 seconds to play but had to hold off the Gamecocks late to secure the win.

South Carolina's results vs. Georgia since the

## Gamecocks in the Rankings

(Thru games of 212)

Team	SEC	NCAA	Actual
Scoring Offense	1	11	79.0
Scoring Defense	1	4	50.7
Scoring Margin	1	2	+28.3
Field Goal Percentage	1	4	.491
Field Goal %age Def.	1	6	.336
3-Point FG %age	1	59	.348
3-Point FG %age Def.	4	13	.259
3-Point FG Made/Gm.	4	179	5.0
Free Throw Percentage	7	218	.669
Rebounding Offense	2	—	43.0
Rebounding Defense	2	—	31.5
Rebounding Margin	1	7	+11.5
Assists	1	10	17.9
Steals	9	74	9.4
Turnover Margin	3	36	+4.3
Turnovers	—	39	13.8
Assist-to-Turnover Ratio	1	11	1.3
Blocked Shots	1	8	6.2
Home Attendance Avg.	1	1	11,852

Alaina Coates	SEC	NCAA	Actual
Scoring	T-19	—	11.2
Rebounding	4	95	8.7
FT Percentage	T-10	—	.705
Blocks	3	92	1.7
Off. Rebounds	9	—	3.0
Double-Doubles	1	24	10

Elem Ibiam	SEC	NCAA	Actual
Blocks	15	—	1.0

Tiffany Mitchell	SEC	NCAA	Actual
Scoring	3	181	14.9
FG Percentage	1	44	.519
FT Percentage	4	63	.836
3-Pt FG Made	5	172	1.9
Steals	15	224	1.8

Khadijah Sessions	SEC	NCAA	Actual
Assists	10	—	3.1
Assist-to-Turnover Ratio	1	23	2.3
Steals	10	130	2.1

Aleighsa Welch	SEC	NCAA	Actual
Blocks	8	178	1.2

A'ja Wilson	SEC	NCAA	Actual
Scoring	9	—	13.7
Rebounding	9	—	7.0
FG Percentage	3	51	.514
Blocks	5	103	1.6

## Current Gamecock Streaks

	Total	Home	Road	Neut.
Overall	W21	W28	W7	W4
SEC	W9	W14	W5	—
Non-Conference	W12	W16	W9	W4
Ranked Teams	W4	W3	W1	W1



## 2014-15 Double-Doubles

### Alaina Coates (10)

11/15	Southern Cal	18 pts/13 rebs
11/20	Clemson	12 pts/10 rebs
12/4	Charlotte	15 pts/13 rebs
12/14	Savannah State	20 pts/10 rebs
12/17	at Hampton	12 pts/13 rebs
12/20	vs. Central Michigan	16 pts/10 rebs
1/2	Auburn	11 pts/14 rebs
1/26	Texas A&M	12 pts/11 rebs
1/29	Alabama	14 pts/10 rebs
2/1	at Ole Miss	10 pts/10 rebs

### Elem Ibiam (1)

12/20	vs. Central Michigan	10 pts/12 rebs
-------	----------------------	----------------

### A'ja Wilson (4)

11/28	vs. Syracuse	15 pts/10 rebs
12/21	vs. Liberty	17 pts/10 rebs
1/2	Auburn	12 pts/10 rebs
1/4	at LSU	21 pts/13 rebs

arrival of head coach Dawn Staley:

Date	W/L	Score	Site	Rank (SC/GA)
1/11/09	L	63-69	A	—
2/7/10	W	52-42	A	-/14
2/25/10	L	49-65	H	-/24
1/2/11	L	51-61	A	—
1/27/11	W	57-48	H	-/20
3/4/11	L	34-66	N	—
2/16/12	L	59-61	H	25/18
3/2/12	W	59-55	N	25/16
1/13/13	L	40-42	A	18/13
2/27/14	W	67-56	H	4/-
3/7/14	W	67-48	N	5/-

## Ranked Readings

South Carolina is facing its fifth ranked opponent of the season today with a 4-0 record against such foes. The Gamecocks are 69-216 all-time against ranked teams with a 19-39 record in the Dawn Staley era. Under Staley, South Carolina is 7-16 against ranked opponents at Colonial Life Arena, 8-12 on the road and 4-11 at neutral sites.

## Road Warriors

The Gamecocks are 7-0 on the road this season, including five SEC outings in enemy territory.

Overall, South Carolina is 210-240 (.467) in road games, including a 43-31 (.581) record during the Dawn Staley era. After a difficult start as the Gamecocks' mentor, Staley has guided her team to two of the program's top five road records in program history, including last season's school-record winning percentage of .833 (10-2). Her 2012-13 team posted a 7-3 (.700) record on the road for the fourth-best in program history.

## Poll Prominence

South Carolina is in its 11th week as the No. 1 team in the Associated Press Poll, the third-longest stretch by a team in the last five seasons (beginning 2010-11). Only four teams have held the top spot in the AP poll during that time – Baylor (39 weeks), Connecticut (35 weeks) and Stanford (6 weeks).

In the last 10 seasons (beginning 2005-06), eight teams have occupied the AP Poll's No. 1 position. South Carolina's 11 weeks in the spot is the fifth-most among that group, which is led by UConn's 85 entries. Baylor is second at 39 followed by Tennessee (16) and Duke (14).

The AP's No. 1 ranking on Nov. 24 was a South Carolina program first, besting the No. 2 spot the Gamecocks held for five times in their history – Nov. 17, 2014; Preseason 2014-15; Jan. 2, 1982; Dec. 27, 1981; and Dec. 20, 1981.

## SEC Stories

Head coach Dawn Staley has steadily lifted the Gamecocks' national profile by building the Gamecocks into a consistent SEC contender, shirking decades of difficulty in the nation's best women's basketball conference.

In her seventh season at the helm, Staley boasts a 61-42 (.592) SEC regular-season record and has finished outside the league's top five just twice – an unprecedented achievement for a program that had finished INSIDE the top five just twice in the previous 17 seasons. Staley's 61 wins include three seasons of double-digit league victories – 10-6 in 2012, 11-5 in 2013 and an SEC-best 14-2 in 2014.

Staley's SEC regular-season record includes a 33-18 (.647) mark at home and a 28-24 (.538) slate on the road.

## Crunch Time

South Carolina has won all five of its games this season when the margin is under 10 points in the last five minutes, and the Gamecocks have done so with their primary strengths – Tiffany Mitchell and rebounding.

In those five games – Southern Cal, vs. #22/22 Syracuse, at #9/8 Duke, #10/11 Kentucky and at Missouri – Staley trusts in Mitchell's competitive spirit, giving her the ball in late-game situations. The junior has answered the bell, averaging 3.6 points per final five minutes of those games – double the next Gamecock on the list. Behind her fearless attacking of the rim, a majority of her points have come at the free throw line, where she has hit 12-of-14 attempts during those close-game situations. In a show of determination, the Gamecocks have also dominated the glass at crunch time, out-rebounding their opponents 6.2 to 4.4 per final five minutes, with Alaina Coates, A'ja Wilson and Aleighsa Welch grabbing the bulk of the boards.

## 2014-15 Awards

### Alaina Coates

Naismith Trophy Top 50 Watch List  
No. 25 Player in the Nation (espnW)  
Preseason All-SEC (Coaches)

### Tiffany Mitchell

Wooden Award Midseason Top 20  
Naismith Trophy Top 50 Watch List  
Wade and Dawn Staley Award Watch Lists  
Wooden Award Preseason Top 30  
Preseason All-America (AP, Sports Illustrated, ESPN)  
No. 4 Player in the Nation (espnW)  
Preseason SEC Player of the Year (Coaches, Media)  
Preseason All-SEC (Coaches, Media)  
Junkanoo Jam, Lucaya Division All-Tournament  
Subway All-Classic Team

### Aleighsa Welch

Naismith Trophy Top 50 Watch List  
Wade Watch List  
Wooden Award Preseason Top 30  
No. 7 Player in the Nation (espnW)  
Preseason All-America Second Team (ESPN)  
Preseason All-SEC (Coaches, Media)

### A'ja Wilson

Wooden Award Midseason Top 20  
Naismith Trophy Top 50 Watch List  
Junkanoo Jam, Lucaya Division MVP  
USBWA National Freshman of the Week (Dec. 1-7)  
4-time SEC Freshman of the Week (Nov. 24-30; Dec. 1-7; Dec. 29-Jan. 4; Jan. 26-Feb. 1)  
Subway All-Classic Team

As a team, South Carolina is shooting 40.0 percent from the field and the same percentage from 3-point range in the last five minutes of close games, while the defense has held those opponents to just 21.2 percent shooting and 18.2 percent from outside the arc in that time span. Equally impressive is the Gamecocks' 77.1 percent (27-of-35) free throw shooting at crunch time, as South Carolina is shooting just 66.1 percent (297-of-449) otherwise.

## Win Any Way

As the Gamecocks' baseball coach a few years ago, South Carolina athletics director Ray Tanner frequently used the saying "Win Anyway," and the women's basketball team has put its own twist on the quote. The Gamecocks have not lost a game this season, but the end has not always come by the same means.

Dawn Staley's team has won with both a high-flying offense – posting records of 4-0 when scoring

## Gamecocks in 2014-15 National Polls

Poll	Pre	11/17	11/24	12/1	12/8	12/15	12/22	12/29	1/5	1/12	1/19	1/26	2/2	2/9	2/16	2/23	3/2	3/9	3/17	Final
Associated Press	2	2	1	1	1	1	1	1	1	1	1	1	1							
Coaches	2	3	2	2	1	1	1	1	1	1	1	1	1							

90+ points, 5-0 when scoring 80-89 points – and a more methodical one, 7-0 when scoring 70-79 points, 6-0 with scoring fewer than 70.

The Gamecocks have won both inside – 10-0 when shooting less than 33.3 percent from 3-point range, 8-0 when at least half of points come in the paint – and outside – 11-0 when shooting 33.3 percent or better from 3-point range, 13-0 when less than half of points come in the paint.

South Carolina has seen its top scorer come from both the starting lineup (9-0) and the bench (11-0) – with one game in which a starter and reserve tied for the team high (vs. Auburn – Welch, Wilson).

## Diehard Defenders

While the offense has fluctuated in source and volume, the one standard for the Gamecocks – both this season and throughout head coach Dawn Staley's career – has been their defense. South Carolina is fourth in the nation in scoring defense, allowing 50.7 points per game with no opponent scoring more than 63 points. In fact, South Carolina has held an opponent under 50 points 11 times in 21 games this season. The defensive result has been the same whether in Colonial Life Arena (allowing 50.9 points per game) or elsewhere (allowing 50.5 points per game in away/neutral site).

## Controlled Caroms

The Gamecocks have also built their success on the glass – an area, like defense, that head coach Dawn Staley preaches as a measure of effort as much as talent. South Carolina ranks seventh in the nation in rebounding margin, out-boarding its opponents by 11.5 per game. The Gamecocks

have out-paced their opponent by double-digit rebounds 11 times this season, including four SEC outings. The rebounding margin has been at least 20 three times – Clemson (+22), Savannah State (+35) and at Hampton (+27).

## Bench Marks

While every competitor wants to be a starter, the Gamecocks have shown that the bench can be just as productive a position. The South Carolina bench has tied or out-scored its starting teammates 12 times this season, including seven SEC contests, and has out-scored the entire opposing team five times – Clemson (Nov. 20), San Diego State (Nov. 23), NC Central (Dec. 1) and Florida (Jan. 19). In all, the bench has accounted for 48.9 percent of the Gamecocks' points this season, including 51.1 percent of the offense in SEC games.

Of the 81 double-figure games turned in this season, 41 of them have come from the bench – A'ja Wilson (18), Alaina Coates (12), Bianca Cuevas (6), Tina Roy (2), Jatarie White (2) and Asia Dozier (1).

## Diversified Assets

South Carolina is often lauded for the depth of its talent, and the Gamecocks' improved offensive numbers certainly bear out those accolades – 11th in the nation at 79.0 points per game and fourth in the nation in field goal percentage (.491).

The embarrassment of riches has not upset South Carolina's chemistry but instead has strengthened it as each Gamecock plays for the good of the team instead of herself – a message head coach Dawn Staley often equates with USA Basketball's utopian camaraderie and ultimate success.

Two stats that best exemplify the all-for-one mentality of the team are in the assist numbers – 10th in the nation at 17.9 per game – and that no Gamecocks is averaging more than 10 shots per game. In fact, on one of the nation's most efficient offensive teams, just two Gamecocks have made the minimum field goals required for individual ranking in field goal percentage – Tiffany Mitchell (1st in SEC, 44th in nation) and A'ja Wilson (3rd in SEC, 51st in nation). Here's how those numbers break down.

Name	FGM/gm	FGA/gm	FG%	PPG
Mitchell	5.1	9.9	.519	14.9
Wilson	5.1	9.9	.514	13.7
Coates	3.7	6.7	.553	11.2
Welch	4.2	7.0	.595	9.3
Ibiam	3.0	5.0	.594	7.2

## Zone Buster

Since the emergence of Elem Ibiam and the arrival of Alaina Coates in 2013-14, South Carolina has been a team feared for its inside presence. That perception got a boost with the addition of Jatarie White and A'ja Wilson this season, and teams have packed into a zone early and often against the Gamecocks.

This season, South Carolina's guards have been effective at capitalizing on what opposing teams are willing to cede in that defensive alignment –



## Around the SEC

	SEC Games			Overall		
	W	L	Pct.	W	L	Pct.
South Carolina	9	0	1.000	21	0	1.000
Tennessee	9	0	1.000	19	3	.863
Mississippi St.	7	3	.700	22	3	.880
Kentucky	6	3	.667	17	5	.772
LSU	6	3	.667	12	9	.571
Texas A&M	5	3	.625	17	5	.772
Georgia	5	4	.556	17	5	.772
Ole Miss	4	5	.444	14	8	.636
Arkansas	3	6	.333	13	8	.619
Vanderbilt	3	6	.333	12	10	.545
Florida	3	6	.333	11	11	.500
Missouri	2	7	.222	12	10	.545
Alabama	1	8	.111	12	12	.500
Auburn	0	9	.000	9	13	.409

## Coming Up

### February 5

LSU at Auburn, 7 p.m. (FSN)  
 Ole Miss at Vanderbilt, 8 p.m. (SECN+)  
 #14/13 Texas A&M at Missouri, 9 p.m. (SECN)

### February 8

#11/12 Kentucky at Vanderbilt, 1 p.m. (SECN)  
 #6/6 Tennessee at Florida, 2 p.m. (ESPNU)  
 #14/13 TAMU at #17/19 MSU, 3 p.m. (SECN)  
 Auburn at Missouri, 3 p.m. (SECN+)  
 Alabama at LSU, 5 p.m. (SECN)

Rankings are listed as AP/ESPN Poll  
 All Times Eastern; TV Network in ()

## AP Top 25

(Week of Feb. 2)

1. South Carolina	21-0
2. Connecticut	20-1
3. Baylor	20-1
4. Notre Dame	21-2
5. Maryland	19-2
6. Tennessee	19-3
7. Oregon State	19-1
8. Louisville	19-2
9. Florida State	20-2
10. Arizona State	20-2
11. Kentucky	17-5
12. Stanford	16-5
13. North Carolina	18-4
14. Texas A&M	17-5
15. Duke	15-6
16. Iowa	17-4
17. Mississippi State	22-3
18. Princeton	19-0
19. Nebraska	17-4
20. Texas	15-5
21. Rutgers	16-5
22. Georgia	17-5
23. Chattanooga	19-3
24. George Washington	19-2
25. Syracuse	15-6

## USA Today Coaches Top 25

(Week of Feb. 2)

1. South Carolina	18-0
2. Connecticut	20-1
3. Baylor	20-1
4. Notre Dame	21-2
5. Maryland	19-2
6. Tennessee	19-3
7. Oregon State	19-1
8. Florida State	20-2
9. Louisville	19-2
10. Arizona State	20-2
11. North Carolina	18-4
12. Kentucky	17-5
13. Texas A&M	17-5
14. Stanford	16-5
15. Duke	15-6
16. Texas	15-5
17. Iowa	17-4
18. Nebraska	17-4
19. Mississippi State	22-3
20. Princeton	19-0
21. Georgia	17-5
22. Rutgers	16-5
23. George Washington	19-2
24. Seton Hall	20-2
25. Syracuse	15-6

the 3-point shot. The Gamecocks lead the SEC and rank 59th in the nation in 3-point field goal percentage, hitting 34.8 percent from outside the arc. The percentage is just above last season's (.347), but after closing 2013-14 averaging 3.9 made 3s per game, South Carolina is fourth in the SEC with a 5.0 average this season. The most 3s made per game of the Staley era is 9.2 in 2009-10.

Junior Tiffany Mitchell has been the primary long-range shooter, ranking fifth in the SEC with 1.9 made 3s per game while shooting 47.1 percent from outside the arc. But juniors Tina Roy and Asia Dozier have lifted their long-range production in SEC action as well.

### SWAT Team

South Carolina leads the SEC and ranks eighth in the nation with 6.2 blocked shots per game. The effort is a continuation of last season, during which the Gamecocks shattered the school record for blocks in a season by 41, recording 240 over 34 games for a 7.1 average.

Four Gamecocks rank among the SEC's top 15 blockers, led by sophomore Alaina Coates in third at 1.7 per game – a number that jumps to 2.0 per SEC game. Freshman A'ja Wilson is just behind in fifth at 1.6 per game this season. Seniors Aleighsa Welch and Elem Ibiam are next in line with Welch swatting 1.2 per game for eighth and Ibiam rejecting 1.0 per game for 15th place.

### Far Reaching

South Carolina head coach Dawn Staley enjoys an embarrassment of riches with four players listed at 6'4" or taller. Even more impressive might be the reach of the Gamecocks' top contributors, most with wingspans that exceed their height.

Name	Height	Reach	Diff.
Alaina Coates	6'4"	6'8"	+4"
Elem Ibiam	6'4"	6'8"	+4"
Tiffany Mitchell	5'9"	6'0"	+3"
Aleighsa Welch	6'0"	6'3"	+3"
Asia Dozier	6'0"	6'2"	+2"
A'ja Wilson	6'5"	6'6"	+1"

### SEC Title Talk

In 2013-14, South Carolina became the seventh program to win the SEC regular-season title, and the Gamecocks and were predicted by the league's coaches and media to the repeat the feat this season. If Staley's group brings that forecast to fruition, it would be just the fourth team to repeat as the regular-season champion, joining Tennessee (multiple times), Georgia (1996, 1997) and LSU (2005, 2006).

### Rare Company

As just the second sophomore ever to earn SEC Player of the Year honors from the league's coaches last season, junior Tiffany Mitchell was tabbed by the SEC coaches and media to claim the award

## All-Time Records vs. SEC

Opponent	Overall	Under	SEC	SEC	H	A	N	Streak	Last
		Staley	Season	Tourn.					
Alabama	21-15	11-0	16-12	2-2	11-5	8-8	2-2	Won 11	W: 85-54, 1/29/15 (H)
Arkansas	12-17	5-3	12-15	0-2	8-5	4-10	0-2	Won 4	W: 67-49, 2/9/14 (H)
Auburn	18-21	6-3	13-15	1-1	11-7	6-12	1-2	Won 3	W: 77-58, 1/2/14 (H)
Florida	14-20	6-4	12-18	0-2	6-10	8-8	0-2	Won 6	W: 77-42, 1/19/15 (A)
Georgia	9-33	5-6	6-21	2-2	4-14	2-15	3-4	Won 2	W: 67-48, 3/7/14 (N)
Kentucky	22-32	6-8	18-24	0-2	16-9	6-19	0-4	Won 1	W: 68-60, 1/11/15 (H)
LSU	7-22	4-5	6-22	1-0	3-10	3-12	1-0	Won 3	W: 75-51, 1/4/15 (A)
Ole Miss	18-17	8-2	14-12	2-4	10-4	6-8	2-5	Won 6	W: 77-59, 2/1/15 (A)
Miss. State	14-16	5-3	13-14	0-2	9-5	5-9	0-2	Won 5	W: 71-64, 2/6/14 (A)
Missouri	3-1	2-1	2-1	—	1-0	1-1	1-0	Won 2	W: 60-48, 1/15/15 (A)
Tennessee	2-45	1-8	1-26	0-3	1-19	1-21	0-5	Lost 3	L: 61-73, 3/2/14 (A)
Texas A&M	1-3	1-3	1-2	0-1	1-1	0-1	0-1	Won 1	W: 79-61, 1/26/15 (H)
Vanderbilt	11-21	6-2	11-18	0-2	6-8	4-11	0-2	Won 3	W: 61-57, 1/26/14 (A)
<b>Totals</b>	<b>152-263</b>	<b>66-48</b>	<b>125-199</b>	<b>8-23</b>	<b>85-97</b>	<b>54-135</b>	<b>10-30</b>	<b>Won 9</b>	

again this season. If that prediction comes true, Mitchell would become just the seventh player to pick up the award twice in her career, joining South Carolina assistant coach Nikki McCray (1994, 1995) among others.

### Two Grand

Junior guard Tiffany Mitchell joined senior Aleighsa Welch in the 1,000-point club against Liberty (Dec. 21), making it the first time a Gamecock team has had multiple 1,000-point scorers since 2001-02 when Shaunzinski Gortman and Jocelyn Penn both reached that plateau. In program history, there have been nine seasons that featured multiple 1,000-point scorers, including three seasons that saw three Gamecocks who surpassed the benchmark.

### More on Muffin

Senior forward Aleighsa Welch – nicknamed Muffin at birth by her mother – continues to be at the foundation of the Gamecocks' success. The South Carolina high school standout who first took a chance on head coach Dawn Staley's vision has done everything asked to power the Gamecocks to the lofty heights achieved during her career. Always willing to do the "dirty work" that doesn't show up in the box score, Welch's energy and constant communication are what drive the Gamecocks and what has prompted her teammates to vote her a team captain each of the last three seasons.

Welch's consistent effort has her ranked among the program's career top 10 in six different categories, including three rebounding totals, while also among the top-20 scorers. Among the Gamecocks' 30 1,000-point scorers, she is one of just nine to amass at least 800 career rebounds as well. Her current career .586 field goal percentage is second in school history behind only Jocelyn Penn's school-record .593.

The expansion of the Gamecocks' frontline have brought her overall rebounding numbers down slightly (5.5 rpg this season vs. 7.2 average previous three seasons), but she has been especially tenacious on the glass against ranked opponents, averaging 10.0 boards over four games against ranked foes compared to 4.9 in the Gamecocks' other 16 outings. Welch also continues to provide consistency on the offensive end, shooting a team-high 59.5 percent from the field and handing out 1.8 assists per game.

### Trademark TM

After elevating herself to the national conversation last season, junior guard Tiffany Mitchell continues to insert herself in national player of the year conversations, but the only thing constant about her game is its versatility.

Last season, Mitchell was the only player to appear in the rankings for scoring, rebounding, assists and steals in SEC action. The one weapon she frequently kept in check was her 3-point shooting.

This season, the junior has established herself as one of the most accurate 3-point shooters in the country, hitting 47.1 percent. Her heightened accuracy was on full display against San Diego

### Welch Watch

Already second in school history in career offensive rebounds, senior forward Aleighsa Welch looks to mount an attack on other parts of the Gamecock charts before closing out her career.

Here are a few of the career benchmarks she has a chance to catch:

Category	Current	Chasing	To Go
Points	1,304 (16th)	1,340 (15th)	36
FT Made	316 (8th)	319 (7th)	3
FT Att.	510 (6th)	513 (5th)	3
Rebs.	825 (8th)	834 (7th)	9
Off. Rebs	389 (2nd)	427 (1st)	38
Def. Rebs.	436 (8th)	437 (7th)	1
Dbl-DBls.	19	20 (10th)	1
Blocks	116 (7th)	133 (6th)	17
Games	120	124 (10th)	4

### Scoring Differentials

Largest lead in a win.....	by 64 (111-47), 2nd-0:52, Savannah state, 12/12 by 64 (90-26), 2nd-0:36, NC Central, 12/1
Largest deficit overcome to win.....	by 12 (15-27), 1st-8:41, vs. Syracuse, 11/27

State (Nov. 23) when her 6-of-6 effort from 3 was the best perfect game in program history. She went on to match her career high with six 3s at Hampton as well, those coming on eight attempts. While Mitchell is fifth in the SEC with 1.9

made 3s per game, her emergence in that role has not thwarted development in the rest of her game. She is the only player in the SEC to rank in the top 10 in both field goal percentage (1st, .519) and free throw percentage (4th, .836).

percentage (.514) and a top-five blocked shots average (1.6) to her resume.

Wilson is the only freshman on either the Wooden Award Midseason Top 20 or the Naismith Trophy Top 50. She has earned SEC Freshman of the Week three times and was the USBWA's first ever Freshman of the Week (games Dec. 1-7).

<b>Games Led Team In...</b>			
<i>(Tied for team lead in each category included)</i>			
<b>Scoring</b>	<b>2014-15</b>	<b>Career</b>	<b>Record</b>
A'ja Wilson	10	10	10-0
Tiffany Mitchell	8	28	27-1
Alaina Coates	2	9	8-1
Aleighsa Welch	1	26	17-9
Asia Dozier	1	2	2-0
Bianca Cuevas	1	1	1-0
Elem Ibiam	0	6	4-2
Khadijah Sessions	0	3	2-1
Tina Roy	0	2	2-0
<b>Rebounding</b>	<b>2014-15</b>	<b>Career</b>	<b>Record</b>
Alaina Coates	12	30	28-2
A'ja Wilson	6	6	6-0
Aleighsa Welch	2	41	34-7
Elem Ibiam	1	12	12-0
Tiffany Mitchell	0	9	8-1
<b>Assists</b>	<b>2014-15</b>	<b>Career</b>	<b>Record</b>
Khadijah Sessions	7	18	16-2
Tina Roy	5	8	8-0
Tiffany Mitchell	5	22	21-1
Bianca Cuevas	4	4	4-0
Asia Dozier	3	13	13-0
Aleighsa Welch	1	11	8-3
Alaina Coates	1	1	1-0
Olivia Gaines	0	1	0-1

### Double Trouble

One of sophomore Alaina Coates' goals this season focuses around posting double-doubles, taking to heart her head coach's quip that the 6-foot-4 center is a "walking double-double." Ranking 24th in the nation with an SEC-best 10 this season, the Irmo, S.C., native has 20 career double-doubles through 55 games, tying her for 10th in school history in the category.

Four of this season's 10 have come in SEC action, which is two shy of the program record of six set by Marsha Williams in 1991-92. Her nine career SEC double-doubles is third in program history and two shy of Williams' career record of 11.

### Bang off the Bench

The Class of 2014's No. 1 recruit, A'ja Wilson drew the start in her collegiate debut, but the 6-foot-5 Heathwood Hall product has thrived off the bench ever since. Overall on the season, Wilson is second on the team in scoring, ranking ninth in the SEC in at 13.7 ppg, and has been the Gamecocks' top scorer a team-high 10 times. She is the only freshman to rank among the SEC's top 20 scorers and rebounders – standing ninth on the glass. Only Mississippi State's Victoria Vivian (14.6 ppg) out-scores Wilson among SEC freshmen. Wilson also adds a top-three field goal

### It's Elem-entary

Senior center Elem Ibiam is making a charge at the school record for career blocks this season after setting the single-season mark with 83 in 2013-14. The Fayetteville, Ga., native is currently second with 151 in her career, trailing the Gamecocks' career record of 177 of set by Lakesha Tolliver (2004-07).

<b>Miscellaneous Stats</b>			
<b>Double-Doubles</b>	<b>2014-15</b>	<b>Career</b>	<b>Record</b>
Alaina Coates	10	20	19-1
A'ja Wilson	4	4	4-0
Elem Ibiam	1	2	1-1
Aleighsa Welch	0	19	17-2
Tiffany Mitchell	0	4	4-0
<b>20+ Points</b>	<b>2014-15</b>	<b>Career</b>	<b>Record</b>
Tiffany Mitchell	3	11	11-0
Alaina Coates	2	8	7-1
A'ja Wilson	2	2	2-0
Bianca Cuevas	1	1	1-0
Elem Ibiam	1	1	1-0
Aleighsa Welch	0	5	3-2
<b>10+ Points</b>	<b>2014-15</b>	<b>Career</b>	<b>Record</b>
A'ja Wilson	18	18	18-0
Tiffany Mitchell	16	62	55-7
Alaina Coates	14	37	35-2
Aleighsa Welch	11	72	61-11
Elem Ibiam	7	32	28-4
Bianca Cuevas	6	6	6-0
Asia Dozier	3	12	11-1
Tina Roy	2	9	8-1
Jatarie White	2	2	2-0
Khadijah Sessions	1	16	15-1
Tiffany Davis	0	1	1-0
<b>10+ Rebounds</b>	<b>2014-15</b>	<b>Career</b>	<b>Record</b>
Alaina Coates	12	23	22-1
A'ja Wilson	4	4	4-0
Aleighsa Welch	2	24	22-2
Elem Ibiam	1	4	5-2
Tiffany Mitchell	0	7	6-1
Asia Dozier	0	1	1-0
<b>5+ Assists</b>	<b>2014-15</b>	<b>Career</b>	<b>Record</b>
Khadijah Sessions	3	8	8-0
Tina Roy	3	5	5-0
Bianca Cuevas	3	3	3-0
Tiffany Mitchell	1	8	8-0
Asia Dozier	0	8	8-0
Olivia Gaines	0	1	1-0
Aleighsa Welch	0	1	1-0
<b>5+ Steals</b>	<b>2014-15</b>	<b>Career</b>	<b>Record</b>
Tiffany Mitchell	2	7	7-0
Tiffany Davis	0	1	1-0
<b>5+ Blocks</b>	<b>2014-15</b>	<b>Career</b>	<b>Record</b>
Alaina Coates	1	3	3-0
Elem Ibiam	0	7	7-0
Aleighsa Welch	0	2	2-0

<b>Team Specialty Stats</b>					<b>Starters vs. Bench Points</b>				
South Carolina/Opponent									
	<b>Pts. in Paint</b>	<b>Pts. Off TOs</b>	<b>2nd Chance Pts</b>	<b>Fast Break Pts</b>		<b>SC Starters</b>	<b>Opp. Starters</b>	<b>SC Bench</b>	<b>Opp. Bench</b>
11/15 USC	32-36	16-22	14-10	4-8	11/15 USC	55	36	15	25
11/20 Clem.	46-16	23-9	31-7	8-2	11/20 Clem.	54	27	45	14
11/23 SDSU	40-8	3-2	15-9	24-2	11/23 SDSU	36	17	53	21
11/27 vs. Wisc.	32-10	16-11	10-0	4-4	11/27 vs. Wisc.	28	37	39	7
11/28 vs. Syr.	20-16	11-6	13-17	0-0	11/28 vs. Syr.	37	55	30	8
12/1 NCCU	58-12	31-7	3-3	34-0	12/1 NCCU	48	18	42	8
12/4 Char.	46-20	19-15	26-4	10-13	12/4 Char.	41	53	41	8
12/7 at Duke	32-24	16-19	11-11	6-4	12/7 at Duke	34	33	17	17
12/14 Sav. St.	70-26	34-12	24-3	18-6	12/14 Sav. St.	51	44	60	5
12/17 at HU	26-14	10-19	17-6	11-4	12/17 at HU	33	48	36	1
12/20 vs. CMU	62-28	21-8	21-2	16-0	12/20 vs. CMU	46	29	34	16
12/21 vs. LU	40-24	24-8	15-4	12-2	12/21 vs. LU	43	32	41	12
1/2 Aub.	52-24	28-12	16-13	22-8	1/2 Aub.	38	20	39	38
1/4 at LSU	36-26	14-14	5-13	8-0	1/4 at LSU	28	35	47	16
1/8 at Ala.	32-24	19-6	17-12	13-0	1/8 at Ala.	47	25	55	34
1/11 Ky.	36-28	9-19	18-4	10-18	1/11 Ky.	53	40	15	20
1/15 at MU	22-14	10-0	14-4	6-0	1/15 at MU	37	40	23	9
1/19 at UF	46-26	20-13	11-12	14-4	1/19 at Florida	30	19	47	23
1/26 TAMU	44-24	15-15	13-9	14-4	1/26 TAMU	38	53	41	8
1/29 Ala.	42-22	22-10	20-9	18-4	1/29 Ala.	37	41	48	13
2/1 at Miss.	36-26	18-11	18-19	8-4	2/1 at Miss.	34	40	43	19
2/5 at Ga.					2/5 at Ga.				
2/9 at UConn					2/9 at UConn				
2/12 LSU					2/12 LSU				
2/15 Vandy					2/15 Vandy				
2/19 at Ark.					2/19 at Ark.				
2/23 Tenn.					2/23 Tenn.				
2/26 Miss. St.					2/26 Miss. St.				
3/1 at Ky.					3/1 at Ky.				
<i>Averages</i>	<i>40.5-21.3</i>	<i>19.4-11.3</i>	<i>15.8-8.1</i>	<i>12.4-4.1</i>	<i>Averages</i>	<i>40.4</i>	<i>35.3</i>	<i>38.6</i>	<i>15.3</i>



## South Carolina's Record When...

	SEC	All		SEC	All
Record.....	9-0	21-0	No South Carolina players foul out .....	8-0	18-0
Playing a ranked opponent.....	2-0	4-0	One or more SC players foul out.....	1-0	3-0
Playing at home .....	4-0	10-0	Having 20 or more assists.....	2-0	10-0
Playing on the road .....	5-0	7-0	Having less than 20 assists.....	7-0	11-0
Playing at neutral site .....	0-0	4-0	Scoring more pts. in paint than opponent .....	9-0	19-0
Leading at half .....	8-0	18-0	Scoring equal/less pts. in paint than opp. ....	0-0	2-0
Trailing at half .....	1-0	3-0	Scoring more pts. off TOs than opponent .....	6-0	15-0
Tied at half .....	0-0	0-0	Scoring equal/less pts. off TOs than opp. ....	3-0	6-0
Playing an overtime game .....	0-0	0-0	Scoring more 2nd-chance pts. ....	6-0	15-0
0 players score in double figures .....	0-0	0-0	Scoring equal/less 2nd-chance pts.....	3-0	6-0
1 player scores in double figures .....	0-0	0-0	Scoring more fast break pts.....	8-0	16-0
2 players score in double figures .....	3-0	5-0	Scoring equal/less fast break pts.....	1-0	5-0
3 players score in double figures .....	2-0	3-0	Wearing white uniforms .....	4-0	14-0
4 players score in double figures .....	1-0	5-0	Wearing black uniforms .....	5-0	7-0
5 players score in double figures .....	2-0	6-0	Wearing garnet uniforms.....	0-0	0-0
More than 5 players in double figures.....	1-0	2-0	Playing in tournaments/classics .....		4-0
Starters out-score opponent's starters .....	4-0	12-0	Playing on live television .....	9-0	16-0
Opponent's starters score equal/more .....	5-0	9-0	Playing in November.....		5-0
Bench out-scores opponent's bench .....	8-0	18-0	Playing in December .....		7-0
Opponent's bench scores equal/more.....	1-0	3-0	Playing in January .....	8-0	8-0
SC Starters out-score SC Bench.....	2-0	9-0	Playing in February .....	1-0	1-0
SC Bench out-scores/ties SC Starters .....	7-0	12-0	Playing in March.....	0-0	0-0
Shooting 50% or better .....	4-0	10-0	Playing during the day.....	3-0	8-0
Shooting between 40-49% .....	3-0	7-0	Playing at night .....	6-0	13-0
Shooting between 30-39% .....	2-0	4-0	Playing on Sunday.....	3-0	7-0
Shooting less than 30% .....	0-0	0-0	Playing on Monday.....	2-0	3-0
Opponent shoots 50% or better .....	0-0	0-0	Playing on Tuesday.....	0-0	0-0
Opponent shoots between 40-49% .....	1-0	2-0	Playing on Wednesday.....	0-0	1-0
Opponent shoots between 30-39% .....	6-0	14-0	Playing on Thursday.....	3-0	6-0
Opponent shoots less than 30% .....	2-0	5-0	Playing on Friday .....	1-0	2-0
Shooting better than opponent.....	9-0	20-0	Playing on Saturday.....	0-0	2-0
Shooting worse than/equal to opponent .....	0-0	1-0	Margin is less than 5 pts. ....	0-0	2-0
Having more FTs made than opponent .....	8-0	16-0	Margin is between 5-9.....	1-0	2-0
Having equal/less FTs made than opponent .....	1-0	5-0	Margin is between 10-19.....	4-0	4-0
Out-rebounding opponent.....	9-0	19-0	Margin is 20 pts. or more.....	4-0	13-0
Having equal/less rebounds than opponent .....	0-0	2-0	Having a 20-pt. scorer.....	3-0	7-0
Having more TOs than opponent .....	4-0	6-0	Having a 30-pt. scorer.....	0-0	0-0
Having equal or less TOs than opponent.....	5-0	15-0	Scoring 49 points or less.....	0-0	0-0
Attempting more FT than 3FG.....	8-0	17-0	Scoring 50-59 points.....	0-0	1-0
Attempting equal/less FT than 3FG .....	1-0	4-0	Scoring 60-69 points.....	2-0	5-0
Making 5 or more 3FGs.....	2-0	10-0	Scoring 70-79 points.....	5-0	6-0
Making less than 5 3FGs.....	7-0	11-0	Scoring 80-89 points.....	1-0	5-0
Making no 3 FGs.....	0-0	0-0	Scoring 90-99 points.....	0-0	2-0
Attempting 15 or more 3FGs.....	4-0	10-0	Scoring 100 points or more.....	1-0	2-0
Attempting less than 15 3FGs.....	5-0	11-0			



## The Last Time...

### Individual

#### Scored 50 Points

**South Carolina** 51, Jocelyn Penn vs. Stetson, 1/4/03  
**Opponent** Never

#### Scored 40 Points

**South Carolina** 51, Jocelyn Penn vs. Stetson, 1/4/03  
**Opponent** 46, Cornelia Gayden, LSU, 1/14/95

#### Scored 30 Points

**South Carolina** 30, Ieasia Walker vs. Clemson, 11/18/10  
**Opponent** 32, LaQueta Ferguson, Florida International, 11/25/07

#### Grabbed 20 Rebounds

**South Carolina** 25, Kelsey Bone vs. Boston University, 12/28/09  
**Opponent** 24, Courtney Paris, Oklahoma, 12/30/07

#### Grabbed 15 Rebounds

**South Carolina** 16, Alaina Coates vs. CSU Northridge, 3/23/14  
**Opponent** 17, Briana Day, Syracuse, 11/28/14

#### Two Players with 20 or More Points

**South Carolina** A'ja Wilson 23/Elem Ibiham 21/Alaina Coates 20 vs. Savannah State, 12/14/14  
**Opponent** Monica Engelmann 27/Angel Goodrich 20, Kansas, 3/25/13

#### Two Players with 10 or More Rebounds

**South Carolina** Alaina Coates 14/A'ja Wilson 10 vs. Auburn, 1/2/15  
**Opponent** Quistelle Williams 10/Berna Calli 10, Arkansas, 1/27/13

#### Had 10 Assists

**South Carolina** 10, Tina Roy vs. Savannah State, 12/14/14  
**Opponent** 11, Marneshia Richard, Mississippi State, 1/21/07

#### Had Five Steals

**South Carolina** 5 vs. Central Michigan, 12/20/14  
**Opponent** 5, Keira Peak, Arkansas, 2/9/14

#### Had Five Blocked Shots

**South Carolina** 5, Alaina Coates vs. Alabama, 1/29/15  
**Opponent** 6, Ashley Rininger, Liberty, 12/21/14

#### Had a Double-Double

**South Carolina** Alaina Coates (10 pts/10 rebs) at Ole Miss, 2/1/15  
**Opponent** Briana Day (13 pts/17 rebs), Syracuse, 11/28/14

#### Two Players had a Double-Double

**South Carolina** Alaina Coates (11 pts/14 rebs)/A'ja Wilson (12 pts/10 rebs) vs. Auburn, 1/2/15  
**Opponent** Chiney Ogumike (11 pts/10 rebs)/Nnemkadi Ogumike (39 pts/10 rebs), Stanford, 3/24/12

#### Three Players had a Double-Double

**South Carolina** Ashley Bruner (16 pts/12 rebs)/Aleighsa Welch (16 pts/ 11 rebs)/Elem Ibiham (12 pts/10 rebs) vs. Kansas, 3/25/13  
**Opponent** Merlakia Jones (26 pts/10 rebs)/Takilya Davis (19 pts/13 rebs)/DeLisha Milton (14 pts/15 rebs), at Florida, 2/20/94

#### Had a Triple-Double

**South Carolina** Iva Sliskovic (18 pts, 15 rebs, 10 assts) vs. High Point, 12/20/06  
**Opponent** Never

### Team

#### Scored 100 Points

**South Carolina** 102 vs. North Carolina A&T, 3/21/08  
**Opponent** 103, Clemson, 11/21/03

#### Won by 30 or More Points

**South Carolina** 102-59 (43) at Alabama, 1/8/15  
**Opponent** 66-34 (32), Georgia, 3/4/11

#### Shot 65% or Better from the Field

**South Carolina** .652 (45-69) vs. East Tennessee State, 12/19/00  
**Opponent** Never

#### Shot 60% or Better from the Field

**South Carolina** .603 (35-58) vs. NC Central, 12/1/14  
**Opponent** .604 (29-48), Vanderbilt, 1/18/01

#### Shot 50% or Better from the Field

**South Carolina** .569 (33-58) vs. Alabama, 1/29/15  
**Opponent** .535 (23-43), Missouri, 2/28/13

#### No Players in Double-Figure Points

**South Carolina** at Auburn, 1/19/12  
**Opponent** at LSU, 1/4/15

#### Five Players in Double-Figure Points

**South Carolina** at Ole Miss, 2/1/15  
**Opponent** Arkansas, 2/14/10

#### More Than Five Players in Double-Figure Points

**South Carolina** 6 at Alabama 1/8/15  
**Opponent** 6 at Georgia, 2/13/03

#### Faced AP Top-25 Opponent

**Win** 79-61 vs. No. 12 Texas A&M, 1/26/15  
**Loss** 65-58 vs. No. 12 North Carolina, 3/30/14

#### Faced AP Top-10 Opponent

**Win** 68-60 vs. No. 10 Kentucky, 1/11/15  
**Loss** 61-73 at No. 10 Tennessee, 3/2/14

#### Faced AP Top-5 Opponent

**Win** 55-50 vs. No. 5 Kentucky, 1/24/13  
**Loss** 49-53 vs. No. 1 Stanford, 12/19/12

#### Faced AP No. 1 Team

**Win** Never  
**Loss** 49-53 vs. No. 1 Stanford, 12/19/12

#### Overtime Game

**Win** 58-55 vs. Drexel, 11/28/12  
**Loss** 65-57 at Texas A&M, 1/16/14

#### Double-Overtime Game

**Win** 92-91 at Florida State, 2/4/91  
**Loss** 92-94 at Clemson, 11/19/09

#### South Carolina Was Ranked (AP Poll)

**No. 1** 2/2/15  
**Top 10** No. 1, 1/26/15  
**Top 25** No. 1, 2/2/15

## 2014-15 Team High/Low

South Carolina Highs	South Carolina Lows	Category	Opponent Lows	Opponent Highs
111 vs. Savannah State, 12/14	51 at Duke, 12/7	<b>Points in Game</b>	26, NC Central, 12/1	63, Syracuse, 11/28
60 (1st) vs. Savannah State, 12/14	17 (1st) at Duke, 12/7	<b>Points in Half</b>	10 (2nd), NC Central, 12/1	41 (2nd), Auburn, 1/2
38 vs. Savannah State, 12/14	20 at Duke, 12/7	<b>Field Goals Made</b>	10, NC Central, 12/1	24, Texas A&M, 1/26
38 vs. Clemson, 11/20				24, Charlotte, 12/4
72 vs. Central Michigan, 12/20	50 vs. Southern Cal, 11/15	<b>Field Goal Attempts</b>	45, NC Central, 12/1	70, at Florida, 1/19
72 vs. Clemson, 11/20				
.638 (37-58) at Alabama, 1/8	.338 (23-68) vs. Kentucky, 1/11	<b>FG Percentage</b>	.222 (10-45), NC Central, 12/1	.453 (24-53), Charlotte, 12/4
11 at Alabama, 1/8	1 vs. Texas A&M, 1/26	<b>3-Point FG Made</b>	1, at Florida, 1/15	7, at Missouri, 1/15
	1 vs. Savannah State, 12/14		1, at LSU, 1/4	7, Syracuse, 11/28
			1, Savannah State, 12/14	
28 vs. C. of Charleston, 11/14	4 vs. Texas A&M, 1/26	<b>3-Point FG Attempts</b>	7, at LSU, 1/4	22, at Missouri, 1/15
				22, Syracuse, 11/28
.533 (8-15) vs. Clemson, 11/20	.125 (1-8) vs. Savannah St., 12/14	<b>3-Point FG Percentage</b>	.067 (1-15), at Florida, 1/19	.429 (6-14), San Diego St., 11/23
34 vs. Savannah State, 12/14	3 vs. Central Michigan, 12/20	<b>Free Throws Made</b>	3, Texas A&M, 1/26	17, at Alabama, 1/8
			3, at Florida, 1/19	
			3, Clemson, 11/20	
47 vs. Savannah State, 12/14	9 vs. Central Michigan, 12/20	<b>Free Throw Attempts</b>	4, at Florida, 1/19	22, at Ole Miss, 2/1/15
				22, at Alabama, 1/8
				22, Wisconsin, 11/27
.850 (17-20) at Alabama, 1/8	.333 (3-9) vs. Central Mich., 12/20	<b>FT Percentage</b>	.364 (8-22) at Ole Miss, 2/1	1.000 (6-6), Liberty, 12/21
56 vs. Savannah State, 12/14	30 at Alabama, 1/8	<b>Rebounds</b>	20, Charlotte, 12/4	50, Syracuse, 11/28
26 vs. NC Central, 12/1	6 at Missouri, 1/15	<b>Assists</b>	2, NC Central, 12/1	16, Charlotte, 12/4
21 vs. NC Central, 12/1	2 at Hampton, 12/17	<b>Steals</b>	1, Wisconsin, 11/27	13, at LSU, 1/4
10 vs. Kentucky, 1/11	1 vs. San Diego St., 11/23	<b>Blocked Shots</b>	0, at Ole Miss, 2/1	9, Liberty, 12/21
10 vs. Southern Cal, 11/15			0, at Missouri, 1/15	
23 at LSU, 1/4	5 vs. Syracuse, 11/28	<b>Turnovers</b>	10, at Hampton, 12/17	29, San Diego St., 11/23
20 vs. Texas A&M, 1/26	7 vs. Central Michigan, 12/20	<b>Fouls</b>	12, Central Michigan, 12/20	32, at Ole Miss, 2/1
7 vs. San Diego St., 11/23				
7 vs. Clemson, 11/20				

## 2014-15 Individual Superlatives

Category	South Carolina	Opponent
<b>Points in Game</b>	23 by A'ja Wilson vs. Savannah State, 12/14	26 by Hasina Muhammad, Auburn, 1/2
<b>Points in Half</b>	15 (1st) by Tiffany Mitchell vs. Syracuse, 11/28	18 (2nd) by Hasina Muhammad, Auburn, 1/2
<b>Field Goals Made</b>	8 by Tiffany Mitchell, at Florida, 1/19 8 by Tiffany Mitchell, at Missouri, 1/15 8 by A'ja Wilson vs. Savannah State, 12/14 8 by A'ja Wilson vs. Charlotte, 12/4 8 by Aleighsa Welch vs. Clemson, 11/20	9 by Crystal Bradford, Central Michigan, 12/20
<b>Field Goal Attempts</b>	17 by A'ja Wilson vs. Auburn, 1/2	21 by Courtney Williams, Texas A&M, 1/26 21 by Brianna Butler, Syracuse, 11/28
<b>FG Percentage</b>	1.000 (7-7) by Elem Ibiem vs. Charlotte, 12/4	1.000 (5-5) by Drew Edelman, Southern Cal, 11/15
<b>3-Point FG Made</b>	6 by Tiffany Mitchell at Hampton, 12/17 6 by Tiffany Mitchell vs. San Diego State, 11/23	4 by Sierra Michaelis, at Missouri, 1/15 4 by Brianna Butler, Syracuse, 11/28
<b>3-Point FG Attempts</b>	9 by Tina Roy vs. Syracuse, 11/28	10 by Brianna Butler, Syracuse, 11/28
<b>3-Point FG Percentage</b>	1.000 (6-6) by Tiffany Mitchell vs. San Diego State, 11/23	1.000 (3-3) by Hillary Sigmon, Charlotte, 12/4
<b>Free Throws Made</b>	11 by Tiffany Mitchell vs. Kentucky, 1/11	10 by Hasina Muhammad, Auburn, 1/2
<b>Free Throw Attempts</b>	12 by Tiffany Mitchell vs. Kentucky, 1/11 12 by Tiffany Mitchell vs. Southern Cal, 11/15	11 by Meoshonti Knight, at Alabama, 1/8 11 by Briana Day, Syracuse, 11/28
<b>FT Percentage</b>	1.000 (6-6) by Tiffany Mitchell, Texas A&M, 1/26 1.000 (6-6) by Alaina Coates at Alabama, 1/8 1.000 (6-6) by Alaina Coates vs. Southern Cal, 11/15	1.000 (10-10) by Hasina Muhammad, Auburn, 1/2
<b>Rebounds</b>	14 by Aleighsa Welch, at Missouri, 1/15 14 by Alaina Coates vs. Auburn, 1/2	17 by Briana Day, Syracuse, 11/28
<b>Assists</b>	10 by Tina Roy vs. Savannah State, 12/14	9 by Alexis Peterson, Syracuse, 11/28
<b>Steals</b>	7 by Tiffany Mitchell vs. NC Central, 12/1	4 by Rebecca Greenwell, at Duke, 12/7 4 by Kaneisha Horn, Southern Cal, 11/15
<b>Blocked Shots</b>	5 by Alaina Coates vs. Alabama, 1/29/15	6 by Ashley Rininger, Liberty, 12/21
<b>Turnovers</b>	6 by Tiffany Mitchell vs. Southern Cal, 11/15	7 by McKynzie Fort, San Diego State, 11/23

## Career Highs

### Alaina Coates

<b>Pts</b>	24, 2x, last vs. Ole Miss, 1/30/14
<b>FG</b>	11 vs. Vanderbilt, 1/5/14
<b>FGA</b>	16 vs. Vanderbilt, 1/5/14
<b>FG %</b>	1.000 (7-7) vs. SC St., 12/22/13
<b>FT</b>	11 at San Diego St., 11/23/13
<b>FTA</b>	15 at San Diego St., 11/23/13
<b>FT %</b>	1.000 (9-9) vs. SC St., 12/22/13
<b>Reb</b>	17 vs. Kentucky, 1/9/14
<b>Off Reb</b>	7 vs. Kentucky, 1/9/14
<b>Def Reb</b>	13 vs. CSU Northridge, 3/23/14
<b>Blk</b>	5, 3x, last vs. Alabama, 1/29/15
<b>Stl</b>	3, 2x, last at Florida, 1/19/15
<b>Asst</b>	3, 2x, last vs. Texas A&M, 1/26/15
<b>Min</b>	30 vs. Southern Cal, 11/15/14

### Biana Cuevas

<b>Pts</b>	21 at Ole Miss, 2/1/15
<b>FG</b>	5, 2x, last at Ole Miss, 2/1/15
<b>FGA</b>	10 vs. Clemson, 11/20/14
<b>FG %</b>	.833 (5-6) at Hampton, 12/17/14
<b>3FG</b>	2, 3x, last at Ole Miss, 2/1/15
<b>3FGA</b>	6 vs. Clemson, 11/20/14
<b>3FG %</b>	.667 (2-3) at Hampton, 12/17/14
<b>FT</b>	9 at Ole Miss, 2/1/15
<b>FTA</b>	11 at Ole Miss, 2/1/15
<b>FT %</b>	1.000 (4-4) at Alabama, 1/8/15
<b>Reb</b>	4, 2x, last at Ole Miss, 2/1/15
<b>Off Reb</b>	3 vs. Alabama, 1/29/15
<b>Stl</b>	4, 2x, last vs. Savannah State, 12/14/14
<b>Asst</b>	5, 3x, last vs. Alabama, 1/29/15
<b>Min</b>	24 at Ole Miss, 2/1/15

### Tiffany Davis

<b>Pts</b>	11 vs. Ole Miss, 1/30/14
<b>FG</b>	3 vs. Savannah State, 12/28/13
<b>FGA</b>	6 vs. SC State, 12/22/13
<b>FG %</b>	1.000 (3-3) vs. Savannah St., 12/28/13
<b>3FG</b>	2, 3x, last vs. Ole Miss, 1/30/14
<b>3FGA</b>	5 vs. Winthrop, 12/20/13
<b>3FG %</b>	1.000 (2-2), 3x, last vs. Ole Miss, 1/30/14
<b>FT</b>	4 at Tennessee, 3/2/14
<b>FTA</b>	4 at Tennessee, 3/2/14
<b>FT %</b>	1.000 (4-4) at Tennessee, 3/2/14
<b>Reb</b>	6 at Arkansas, 1/2/14
<b>Off Reb</b>	2 vs. Arkansas, 2/9/14
<b>Stl</b>	5 vs. Elon, 11/9/12
<b>Asst</b>	3, 4x, last vs. SC St., 12/22/13
<b>Min</b>	30 at Arkansas, 1/2/14

### Asia Dozier

<b>Pts</b>	16, 2x, at San Diego St., 11/23/13
<b>FG</b>	6, 2x, last at Alabama, 1/8/15
<b>FGA</b>	13 at San Diego St., 11/23/13
<b>FG %</b>	1.00 (4-4) at Kentucky, 2/14/13
<b>3FG</b>	4 at San Diego State, 11/23/13
<b>3FGA</b>	10 at San Diego St., 11/23/13
<b>3FG %</b>	1.000 (2-2), 2x, last vs. Savannah St., 12/28/13
<b>FT</b>	4, 2x, last vs. Oregon St., 3/25/14
<b>FTA</b>	7 vs. Elon, 11/9/12
<b>FT %</b>	1.000 (4-4) vs. Oregon State, 3/25/14
<b>Reb</b>	10 vs. Elon, 11/9/12
<b>Off Reb</b>	4 vs. Elon, 11/9/12
<b>Stl</b>	2, 7x, last at Alabama, 1/8/15
<b>Asst</b>	6, 2x, last vs. Georgia, 3/7/14
<b>Min</b>	40 at Arkansas, 1/2/14

### Kaydra Duckett

<b>Pts</b>	2 vs. NC Central, 12/1/14
<b>Reb</b>	1, 3x, last at Alabama, 1/8/15
<b>Stl</b>	1, 2x, last vs. Liberty, 12/21/14
<b>Asst</b>	1 vs. Clemson, 11/20/14
<b>Blk</b>	1 vs. Central Michigan, 12/20/14
<b>Min</b>	7 vs. Savannah State, 12/14/14

### India Farmer

<b>Pts</b>	3, 2x, last vs. Alabama, 1/19/14
<b>FG</b>	1, 2x, last vs. Alabama, 1/19/14
<b>FGA</b>	3 vs. NC Central, 12/2/13
<b>FG %</b>	.333 (1-3) vs. NC Central, 12/2/13
<b>3FG</b>	1, 2x, last vs. Alabama, 1/19/14
<b>3FGA</b>	2 vs. NC Central, 12/2/13
<b>3FG %</b>	.500 (1-2) vs. NC Central, 12/2/13
<b>FT</b>	2 at Florida, 1/19/15
<b>FTA</b>	2, 2x, last at Florida, 1/19/15
<b>FT %</b>	1.000 (2-2) at Florida, 1/19/15
<b>Reb</b>	3 vs. NC Central, 12/2/13
<b>Off Reb</b>	1, 3x, last vs. Clemson, 11/20/14
<b>Min</b>	11 vs. NC Central, 12/2/13

### Olivia Gaines

<b>Pts</b>	7 vs. Savannah State, 12/28/13
<b>FG</b>	3 vs. Savannah State, 12/28/13
<b>FGA</b>	5 vs. Liberty, 12/21/14
<b>FG %</b>	1.000 (2-2) at Texas A&M, 1/16/14
<b>FT</b>	3 vs. Arkansas, 2/9/14
<b>FTA</b>	3 vs. Arkansas, 2/9/14
<b>FT %</b>	1.000 (3-3) vs. Arkansas, 2/9/14
<b>Reb</b>	5, 2x, last vs. Clemson, 11/20/14
<b>Off Reb</b>	3, 2x, last vs. Clemson, 11/20/14
<b>Stl</b>	3, 2x, last vs. Liberty, 12/21/14
<b>Asst</b>	5 vs. Charleston Sthrn., 11/8/13
<b>Min</b>	23 vs. Alabama, 1/19/14

### Elem Ibiam

<b>Pts</b>	21 vs. Savannah State, 12/14/14
<b>FG</b>	8 vs. Alabama, 3/7/13
<b>FGA</b>	14 at Charlotte, 12/8/13
<b>FG %</b>	1.000 (7-7), 2x, last vs. Charlotte, 12/4/14
<b>FT</b>	7 vs. Savannah State, 12/14/14
<b>FTA</b>	10 vs. Louisiana Tech, 11/10/13
<b>FT %</b>	1.00 (4-4) vs. Alabama, 1/19/14
<b>Reb</b>	12, 2x, last vs. Central Michigan, 12/20/14
<b>Off Reb</b>	6, 2x, last vs. Central Michigan, 12/20/14
<b>Def Reb</b>	10 at Texas A&M, 1/16/14
<b>Blk</b>	7 at Mississippi State, 2/6/14
<b>Stl</b>	2, 4x, last vs. North Carolina, 12/18/13
<b>Asst</b>	3 vs. South Dakota St., 3/23/13
<b>Min</b>	34 at Texas A&M, 1/16/14

### Tiffany Mitchell

<b>Pts</b>	25 vs. Georgia, 2/27/14
<b>FG</b>	8, 4x, last at Florida, 1/19/15
<b>FGA</b>	17 vs. Tennessee, 1/3/13
<b>FG %</b>	.857 (6-7) vs. Savannah State, 12/14/14
<b>3FG</b>	6, 2x, last at Hampton, 12/17/14
<b>3FGA</b>	8, 2x, last at Hampton, 12/17/14
<b>3FG %</b>	1.000 (6-6) vs. San Diego State, 11/23/14
<b>FT</b>	13 vs. CSU Northridge, 3/23/14
<b>FTA</b>	17 vs. CSU Northridge, 3/23/14
<b>FT %</b>	1.000 (10-10) vs. Georgia, 2/27/14
<b>Reb</b>	11, 5x, last at Arkansas, 1/2/14
<b>Off Reb</b>	6 at Florida, 1/20/13
<b>Blk</b>	2, 3x, last at Missouri, 1/15/15
<b>Stl</b>	7 vs. NC Central, 12/1/14
<b>Asst</b>	9 at San Diego State, 11/23/13
<b>Min</b>	40 vs. Syracuse, 11/28/14

### Tina Roy

<b>Pts</b>	15 vs. Presbyterian, 11/27/11
<b>FG</b>	5, 3x, last vs. Kentucky, 1/9/14
<b>FGA</b>	12 vs. Georgia, 3/2/12
<b>FG %</b>	1.000 (4-4) at Alabama, 1/8/15
<b>3FG</b>	5 vs. Presbyterian, 11/27/11
<b>3FGA</b>	9, 3x, last vs. Syracuse, 11/28/14
<b>3FG %</b>	1.000 (3-3) at Alabama, 1/8/15
<b>FT</b>	4 at Southern Cal, 11/25/13
<b>FTA</b>	4, 4x, last vs. Georgia, 2/27/14
<b>FT %</b>	1.000 (4-4) at Southern Cal, 11/25/13
<b>Reb</b>	8 at Mississippi State, 2/6/14
<b>Off Reb</b>	3, 2x, last vs. CSU Northridge, 3/23/14
<b>Stl</b>	3 vs. Southern Cal, 11/15/14
<b>Asst</b>	10 vs. Savannah State, 12/14/14
<b>Min</b>	31 vs. Vanderbilt, 1/5/14

### Khadijah Sessions

<b>Pts</b>	19 vs. Auburn, 2/3/13
<b>FG</b>	6, 2x, last vs. Seton Hall, 11/17/13
<b>FGA</b>	15 at Missouri, 2/28/13
<b>FG %</b>	.800 (4-5) vs. Alabama, 3/7/13
<b>3FG</b>	3, 3x, last vs. Kentucky, 1/11/15
<b>3FGA</b>	6, 3x, last vs. Kentucky, 1/11/15
<b>3FG %</b>	1.00 (3-3) at Kentucky, 2/20/14
<b>FT</b>	8 vs. Auburn, 2/3/13
<b>FTA</b>	12 vs. Missouri, 2/2/14
<b>FT %</b>	1.00 (5-5) at Kentucky, 2/20/14
<b>Reb</b>	6 vs. Clemson, 11/20/14
<b>Off Reb</b>	3 at Missouri, 2/28/13
<b>Stl</b>	4, 8x, last vs. Texas A&M, 1/26/15
<b>Asst</b>	8 vs. NC Central, 12/1/14
<b>Min</b>	37 at Southern Cal, 11/25/13

### Aleighsa Welch

<b>Pts</b>	23 vs. N. Carolina, 12/18/13
<b>FG</b>	10 at Kentucky, 2/20/14
<b>FGA</b>	19 at Tennessee, 3/2/14
<b>FG %</b>	1.000 (6-6), 2x, last vs. Auburn, 1/2/15
<b>FT</b>	10 at Xavier, 11/30/11
<b>FTA</b>	15 at Xavier, 11/30/11
<b>FT %</b>	1.00 (4-4) at Seton Hall, 12/2/12
<b>Reb</b>	17 vs. C. of Charleston, 11/14/13
<b>Off Reb</b>	8, 6x, last at Texas A&M, 1/16/14
<b>Def Reb</b>	10, 2x, last at Missouri, 1/15/15
<b>Blk</b>	5, 2x, last at Kentucky, 2/20/14
<b>Stl</b>	3, 4x, last at Clemson, 11/20/13
<b>Asst</b>	5 vs. Savannah State, 12/28/13
<b>Min</b>	43 at Texas A&M, 1/6/14

### Jatarie White

<b>Pts</b>	11 vs. Clemson, 11/20/14
<b>FG</b>	5 vs. Clemson, 11/20/14
<b>FGA</b>	12 vs. Clemson, 11/20/14
<b>FG %</b>	.600 (3-5) vs. San Diego State, 11/23/14
<b>FT</b>	2 vs. Wisconsin, 11/27/14
<b>FTA</b>	4 at Florida, 1/19/15
<b>FT %</b>	.667 (2-3) vs. Wisconsin, 11/27/14
<b>Reb</b>	6 vs. San Diego St., 11/23/14
<b>Off Reb</b>	3, 2x, last vs. Kentucky, 1/11/15
<b>Def Reb</b>	5 vs. San Diego St., 11/23/14
<b>Min</b>	22 vs. San Diego St., 11/23/14

### A'ja Wilson

<b>Pts</b>	23 vs. Savannah State, 12/14/14
<b>FG</b>	8, 2x, last vs. Savannah State, 12/14/14
<b>FGA</b>	17 vs. Auburn, 1/2/15
<b>FG %</b>	.800 (8-10) vs. Savannah State, 12/14/14
<b>FT</b>	8 vs. NC Central, 12/1/14
<b>FTA</b>	10, 2x, last vs. Liberty, 12/21/14
<b>FT %</b>	.888 (8-9) vs. NC Central, 12/1/14
<b>Reb</b>	13 at LSU, 1/4/15
<b>Off Reb</b>	5 vs. NC Central, 12/1/14
<b>Def Reb</b>	10 at LSU, 1/4/15
<b>Blk</b>	3, 5x, last vs. Kentucky, 1/11/15
<b>Stl</b>	3, 4x, last vs. Central Michigan, 12/20/14
<b>Asst</b>	3, 3x, last at Alabama, 1/29/15
<b>Min</b>	28 vs. Kentucky, 1/11/15



# DAWN STALEY

**7th Season at South Carolina  
Virginia, 1992**

When three-time Olympic gold medalist Dawn Staley took the reins of the University of South Carolina women's basketball program on May 10, 2008, the Gamecocks' stature immediately rose not just in the Southeastern Conference but on the national stage as well. Building on a foundation of hard work, defensive effort and a "team first" mentality, South Carolina began to realize those expectations in 2011-12. Three consecutive 25-win seasons were capped with the 2013-14 squad's 29-win effort that included the program's first SEC regular-season championship and No. 1 seed in the NCAA Tournament as well as the Gamecocks' second NCAA Sweet 16 appearance in three seasons.

In her 14 seasons as a head coach, Staley has amassed a 314-151 record, including her 142-71 slate in six seasons at South Carolina. She has led her teams to nine 20-win seasons, a total of 11 postseason appearances (two WNIT), highlighted by the Gamecocks' pair of Sweet 16 appearances and 14 weeks in the Associated Press top 10, including four in the top five. The future continues to brighten as the nation's top recruits make Columbia, S.C., a highly coveted destination. Consistently signing the top players in the state, Staley's 2014 group illustrated the seeds her staff had been sowing since its arrival as the No. 1 recruit in the class joined two other top-35 entries among the five-member class that was ranked No. 2 in the nation.

While her coaching career is blossoming, Staley is still recognized for her body of work as a one of the most decorated participants in United States women's basketball history. The Naismith Memorial Basketball Hall of Fame solidified her legacy with her enshrinement into the Hall as part of the Class of 2013. The Phoenix Club of Philadelphia established the Dawn Staley Award recognizing the nation's top guard in women's Division I basketball in 2013 as well. Staley was inducted into the Women's Basketball Hall of Fame as part of the Class of 2012 and was one of the final nominees for induction to the U.S. Olympic Hall of Fame the same year. In the summer of 2011, the WNBA recognized her as one of the league's "Top 15," honoring the most influential players in the league's history.

At the helm of the Gamecocks over the last six seasons, Staley has been named National Coach of the Year (2014, Basketball Times), Naismith National Coach of the Year Finalist (2014), SEC Coach of the Year (2014, Coaches and AP) and BCA Female Coach of the Year (2012). She has coached an All-American, 12 All-SEC selections, five SEC All-Freshman team selections, an SEC Player of the Year, an SEC Sixth Player of the Year, an SEC Defensive Player of the Year and two SEC Freshmen of the Year. South Carolina's 29 wins in 2013-14 were one shy of the overall school record, breaking the best mark since joining the SEC of 25 set in 2011-12 and tied in 2012-13. The Gamecocks have won more SEC games than the season before in each of Staley's last five seasons, and her 52 SEC victories are more than any other Gamecock coach and account for 44.8 percent of the program's total 116 league wins. She has helped the Gamecocks to three of the program's four top-four finishes in the SEC, including the first regular-season championship in 2013-14. Her 97 overall wins in the last four seasons marks the most successful four-year stretch in program history.

## HEAD COACH

### Coaching Highlights

#### College

- 9 NCAA Tournament Appearances (3 at South Carolina)
- 9 20-Win Seasons (3 at South Carolina)
- 2 Regular-Season Conference Titles (SEC 2014; A-10 2008)
- Naismith National Coach of the Year Finalist (2014)
- Basketball Times National Coach of the Year (2014)
- Two-time WBCA Region Coach of the Year (Region 3 2014; Region 1 2005)
- Three-time Conference Coach of the Year (SEC 2014; A-10 2004, 2005)

#### USA Basketball

- Senior National Team Asst. Coach (2006-08, 2014) – FIBA World Championship gold medal (2014), Beijing Olympics gold medal (2008), FIBA Americas Championship gold medal (2007), FIBA World Championship bronze medal (2006)
- U18 National Team Head Coach – FIBA U18 Americas Championship gold medal (2014)
- Select Team Court Coach (Summer 2012)

### Playing Highlights

#### U.S. Professional – 11 seasons

- Five-time WNBA All-Star (2001, 2002, 2003, 2005, 2006)
- Two-time ABL All-Star (1997, 1998)
- WNBA All-Decade Team

#### USA Basketball

- Three-time Olympic gold medalist (1996, 2000, 2004)
- Flag bearer for U.S. in Olympic Games Opening Ceremony (2004)
- Two-time USA Basketball Female Athlete of the Year (1994, 2004)

#### College – Virginia (1989-92)

- Three-time Kodak All-America (1990, 1991, 1992)
- Honda-Broderick Cup Award for Collegiate Female Athlete of the Year (1991)
- Two-time ACC Player of the Year (1991, 1992)
- NCAA Tournament Most Outstanding Player (1991)

### Other Notables

- Naismith Memorial Basketball Hall of Fame, Class of 2013
- Order of the Palmetto Recipient (2013)
- Women's Basketball Hall of Fame, Class of 2012

### Year-by-Year Coaching Record

Year	School	Record	Conf. Rec.	Conf. Finish	Postseason
2000-01	Temple	19-11	11-5	2nd East	WNIT
2001-02	Temple	20-11	12-4	2nd East	A-10 Tourn. Champ./NCAA 1st Round
2002-03	Temple	14-15	9-7	2nd East	
2003-04	Temple	21-10	14-2	1st East	A-10 Tourn. Champ./NCAA 1st Round
2004-05	Temple	28-4	16-0	1st East*	A-10 Tourn. Champ./NCAA 2nd Round
2005-06	Temple	24-8	12-4	3rd	A-10 Tourn. Champ./NCAA 1st Round
2006-07	Temple	25-8	13-1	2nd	NCAA 2nd Round
2007-08	Temple	21-13	12-2	T-1st	NCAA 1st Round
2008-09	South Carolina	10-18	2-12	11th	
2009-10	South Carolina	14-15	7-9	T-7th	
2010-11	South Carolina	18-15	8-8	T-5th	WNIT 2nd Round
2011-12	South Carolina	25-10	10-6	T-4th	NCAA Sweet 16
2012-13	South Carolina	25-8	11-5	T-4th	NCAA 2nd Round
2013-14	South Carolina	29-5	14-2	1st	NCAA Sweet 16
2014-15	South Carolina	21-0	9-0		
<b>Career</b>	<b>15th season</b>	<b>314-151</b>	<b>160-67</b>		
<b>At SC</b>	<b>7th season</b>	<b>142-71</b>	<b>61-42</b>		





# ALAINA COATES

**6-4 • Sophomore • Center**  
**Irmo, S.C. • Dutch Fork**

- Named to the Naismith Trophy Top 50 Watch List, one of four centers selected
- Has started five games this season
- Is fourth in the SEC in rebounds and 19th in scoring ... also among the league's top 10 in blocks (3rd, 1.7/gm), offensive rebounds (9th, 3.0/gm) and free throw percentage (10th)
- Leads the SEC with 10 double-doubles this season, ranking 24th in the nation
- Averaging a double-double over last four games – 10.5 points, 11.0 rebounds (Jan. 19-Feb. 1)
- Has scored in double figures 14 times and posted double-digit rebounds 12 times
- Has been the team's top scorer twice – Southern Cal, at Alabama
- Has led team in rebounds 12 times – Southern Cal, Clemson, Wisconsin, Charlotte, at Duke, Savannah State, at Hampton, Auburn, at Florida, Texas A&M, Alabama, at Ole Miss
- Hit all four free throw attempts on two possessions that sparked a 28-13 run to close the first half at Ole Miss (Feb. 1), turning an eight-point deficit into a seven-point halftime lead
- Matched her career high with five blocked shots against Alabama (Jan. 29)
- Had her best game against a ranked team this season with a double-double against #12/10 Texas A&M (Jan. 26), including nine points and six rebounds in second half to help deliver victory
- Dominated Florida's (Jan. 19) frontline on the glass for her fifth game of 13 or more rebounds
- Hit all six of her free throw attempts in final 2:00 at Missouri (Jan. 15) to seal Gamecocks' win
- Grabbed a pair of rebounds during game-changing 5-0 run midway through second half of win over #10/11 Kentucky (Jan. 11)
- Reeled in season-high 14 rebounds in SEC opener against Auburn (Jan. 2) with seven in each half en route to seventh double-double of the season
- Posted third-straight double-double in game against Central Michigan (Dec. 20), including 12 points in the second half
- After just six minutes of first-half play at Hampton (Dec. 17), posted 12 points and nine rebounds to hold off Lady Pirates in the second half en route to second-straight double-double
- Grabbed six of her team-high 10 rebounds at #9/8 Duke (Dec. 7) in the second half, including two defensive in the critical final two minutes of the comeback win
- Responded to coming off the bench against Charlotte (Dec. 4) with a double-double and a career-high three assists in 23 minutes
- Shook off slow start vs. Clemson (Nov. 20) to finish with 12 points and 10 rebounds – eight points and seven rebounds of which came in second half
- Drew start in season opener vs. Southern Cal (Nov. 15) and delivered a double-double, scoring six unanswered points late in first half to help Gamecocks take lead into halftime

## 2014-15 Game-by-Game

Opponent	Date	GS	MIN	FG-A	3FG-A	FT-A	Reb	A	TO	B	S	TP
Southern Cal	11/15	*	30	6-8	0-0	6-6	4-9-13	0	1	2	0	18
Clemson	11/20	*	20	4-10	0-0	4-7	4-6-10	2	0	2	0	12
San Diego St.	11/23		18	5-8	0-0	0-1	2-3-5	0	1	0	0	10
vs. Wisconsin	11/27	*	17	3-7	0-0	1-4	4-5-9	0	0	1	0	7
vs. Syracuse	11/28	*	13	0-0	0-0	0-0	0-1-1	0	0	0	0	0
NC Central	12/1	*	21	4-7	0-0	1-2	0-5-5	1	1	2	0	9
Charlotte	12/4		23	4-7	0-0	7-10	5-8-13	3	1	2	0	15
at Duke	12/7		22	2-6	0-0	3-5	3-7-10	0	1	1	2	7
vs. Savannah St.	12/14		17	7-8	0-0	6-9	3-7-10	1	2	1	0	20
at Hampton	12/17		21	4-9	0-0	4-6	3-10-13	0	4	3	0	12
vs. C. Michigan	12/20		21	7-10	0-0	2-4	3-7-10	2	1	2	1	16
vs. Liberty	12/21		24	2-10	0-0	7-8	4-2-6	2	1	1	1	11
Auburn	1/2		20	3-4	0-0	5-9	5-9-14	0	0	1	1	11
at LSU	1/4		14	2-2	0-0	3-4	1-3-4	0	3	2	0	7
at Alabama	1/8		21	7-8	0-0	6-6	2-1-3	1	0	3	0	20
Kentucky	1/11		21	1-5	0-0	1-2	3-3-6	0	1	2	1	3
at Missouri	1/15		22	4-7	0-0	7-8	4-3-7	0	2	0	0	15
at Florida	1/19		21	3-5	0-0	0-1	2-11-13	1	3	2	3	6
Texas A&M	1/26		23	3-8	0-0	6-8	5-6-11	3	0	1	1	12
Alabama	1/29		25	5-7	0-0	4-5	1-9-10	1	3	5	1	14
at Ole Miss	2/1		24	2-5	0-0	6-7	5-5-10	1	2	2	1	10

## Career Stats at South Carolina

Year	GP	GS	Min	Avg	FG	FGA	Pct	3FG	FGA	Pct	FT	FTA	Pct	Off	Def	Tot	Avg	PF	FO	A	TO	Blk	Stl	Pts	Avg
2013-14	34	1	668	19.6	148	242	.612	0	0	—	121	185	.654	82	203	285	8.4	83	1	11	57	73	17	417	12.3
2014-15	21	5	438	20.9	78	141	.553	0	0	—	79	112	.705	63	120	183	8.7	30	0	18	27	35	12	235	11.2
<b>Career Totals</b>	<b>55</b>	<b>6</b>	<b>1106</b>	<b>20.1</b>	<b>226</b>	<b>383</b>	<b>.590</b>	<b>0</b>	<b>0</b>	<b>—</b>	<b>200</b>	<b>297</b>	<b>.673</b>	<b>145</b>	<b>323</b>	<b>468</b>	<b>8.5</b>	<b>113</b>	<b>1</b>	<b>29</b>	<b>84</b>	<b>108</b>	<b>29</b>	<b>652</b>	<b>11.9</b>

# #41

### Career Highlights

No. 25 Player in the Nation, espnW (2014-15)  
 2015 Naismith Trophy Top 50 Watch List  
 2015 Preseason All-SEC  
 2014 SEC Co-6th Player of the Year (Coaches)  
 2014 SEC Freshman of the Year (Coaches, AP)  
 2014 Freshman All-America First Team (Full Court)  
 2014 SEC All-Freshman Team  
 2014 All-SEC Second Team (Coaches)  
 5-time SEC Freshman of the Week

	Season	Career	Miscellaneous
<b>Double-Double</b>	10	20	
<b>20+ Points</b>	2	8	
<b>10+ Points</b>	14	37	
<b>10+ Rebounds</b>	12	23	
<b>5+ Blocks</b>	1	3	
<b>Tm-High Points</b>	2	9	
<b>Tm-High Rebs.</b>	12	30	

		Career Highs
<b>Pts</b> .....	24, 2x, last vs. Ole Miss, 1/30/14	
<b>Rebs</b> .....	17 vs. Kentucky, 1/9/14	
<b>Blks</b> .....	5, 3x, last vs. Alabama, 1/29/15	
<b>Stls</b> .....	3, 2x, last at Florida, 1/19/15	
<b>Assts</b> .....	3, 2x, last vs. Texas A&M, 1/26/15	
<b>Min</b> .....	30 vs. Southern Cal, 11/15/14	
<b>FG</b> .....	11 vs. Vanderbilt, 1/5/14	
<b>FT</b> .....	11 at San Diego St., 11/23/13	

		14-15 Season Highs
<b>Pts</b> .....	20, 2x, last at Alabama, 1/8	
<b>Rebs</b> .....	14 vs. Auburn, 1/2	
<b>Blks</b> .....	5 vs. Alabama, 1/29	
<b>Stls</b> .....	3 at Florida, 1/19	
<b>Assts</b> .....	3, 2x, last vs. Texas A&M, 1/26	
<b>Min</b> .....	30 vs. Southern Cal, 11/15	
<b>FG</b> .....	7, 3x, last at Alabama, 1/8	
<b>FT</b> .....	7, 3x, last at Missouri, 1/15	

		SEC Career Highs
<b>Pts</b> .....	24, 2x, last vs. Ole Miss, 1/30/14	
<b>Rebs</b> .....	17 vs. Kentucky, 1/9/14	
<b>Blks</b> .....	5, 3x, last vs. Alabama, 1/29/15	
<b>Stls</b> .....	3, 2x, last at Florida, 1/19/15	
<b>Assts</b> .....	3 vs. Texas A&M, 1/26/15	
<b>Min</b> .....	28 vs. Vanderbilt, 1/5/14	
<b>FG</b> .....	11 vs. Vanderbilt, 1/5/14	
<b>FT</b> .....	8, 2x, last vs. Georgia, 2/27/14	



# BIANCA CUEVAS

**5-6 • Freshman • Guard**  
**Bronx, N.Y. • Nazareth Regional**

- Played in every game this season
- Has scored in double figures six times, including one 20-point game
- Has led team in assists four times – San Diego State, vs. Central Michigan, at Florida, Alabama
- Averaging 8.2 points and 1.9 assists in SEC play, besting her non-conference averages of 4.7 and 1.8, respectively
- Scored the last six points of the first half at Ole Miss (Feb. 1) in just one minute en route to 21 points, nearly double her previous career high points
- Handed out four of her career-high tying five assists against Alabama (Jan. 29) in the first half, her highest total in SEC action
- Scored seven of her 11 points at Florida (Jan. 19) during a 14-4 second-half run
- Added three free throws to the late-game effort in win at Missouri (Jan. 15)
- Scored six of her 10 points against Auburn (Jan. 2) during 14-4 first-half run and added three during second-half rally after Tigers got within eight points with 12 minutes to play
- Dished out three of her four assists in just 10 minutes of first-half action against Central Michigan (Dec. 20)
- Scored eight of her 12 points at Hampton (Dec. 17) in the second half, including a pair of 3s during key run late in the game
- Swiped four steals against Savannah State (Dec. 14), including three in a two-minute span midway through the first half to help Gamecocks build an insurmountable lead
- Handed out five assists against NC Central (Dec. 1), her second time this season
- Posted 11 points against San Diego State (Nov. 23) while leading team with five assists and four steals as well
- Strong outing against Clemson (Nov. 20) with no turnovers and a pair of 3s
- Came off the bench to play five minutes against Southern Cal (Nov. 15)

# #1

### Career Highlights

No. 35 recruit in 2014 class (espnW)  
2014 High School All-America (McDonald's)

	Season	Career
<b>20+ Points</b>	1	1
<b>10+ Points</b>	6	6
<b>5+ Assists</b>	3	3
<b>5+ Steals</b>	0	0
<b>Tm-High Pts.</b>	1	1
<b>Tm-High Assts.</b>	4	4

Miscellaneous

<b>Pts</b> .....	21 at Ole Miss, 2/1/15
<b>Rebs</b> .....	4, 2x, last at Ole Miss, 2/2/15
<b>Stls</b> .....	4, 2x, last vs. Savannah St., 12/14/14
<b>Assts</b> .....	5, 3x, last vs. Alabama, 1/29/15
<b>Blks</b> .....	2 vs. NC Central, 12/1/14
<b>Min</b> .....	24 at Ole Miss, 2/1/15
<b>FG</b> .....	5, 2x, last at Ole Miss, 2/1/15
<b>3FG</b> .....	2, 4x, last at Ole Miss, 2/1/15
<b>FT</b> .....	9 at Ole Miss, 2/1/15

Career Highs

<b>Pts</b> .....	21 at Ole Miss, 2/1/15
<b>Rebs</b> .....	4, 2x, last at Ole Miss, 2/1/15
<b>Blks</b> .....	1 vs. Auburn, 1/2/15
<b>Stls</b> .....	2, 2x, last vs. Alabama, 1/29/15
<b>Assts</b> .....	5 vs. Alabama, 1/29/15
<b>Min</b> .....	24 at Ole Miss, 2/1/15
<b>FG</b> .....	5 at Ole Miss, 2/1/15
<b>3FG</b> .....	2, 2x, last at Ole Miss, 2/1/15
<b>FT</b> .....	9 at Ole Miss, 2/1/15

SEC Career Highs

### 2014-15 Game-by-Game

Opponent	Date	GS	MIN	FG-A	3FG-A	FT-A	Reb	A	TO	B	S	TP
Southern Cal	11/15		5	0-3	0-2	0-1	0-1-1	0	1	0	1	0
Clemson	11/20		17	4-10	2-6	0-0	1-2-3	2	0	0	2	10
San Diego St.	11/23		17	4-6	1-3	2-2	0-3-3	5	1	0	4	11
vs. Wisconsin	11/27		14	1-5	0-2	0-0	1-0-1	1	0	0	0	2
vs. Syracuse	11/28		9	0-4	0-3	0-0	0-0-0	0	0	0	0	0
NC Central	12/1		20	1-4	1-4	1-2	0-1-1	5	1	2	3	4
Charlotte	12/4		6	0-2	0-0	0-0	0-1-1	1	1	0	0	0
at Duke	12/7		3	0-0	0-0	0-0	0-0-0	0	2	0	1	0
vs. Savannah St.	12/14		18	4-7	0-1	1-1	0-1-1	0	3	0	4	9
at Hampton	12/17		19	5-6	2-3	0-0	0-1-1	1	2	0	1	12
vs. C. Michigan	12/20		18	1-7	0-4	0-0	1-0-1	4	1	0	2	2
vs. Liberty	12/21		17	2-4	1-2	1-2	0-1-1	3	1	0	1	6
Auburn	1/2		20	4-8	0-2	2-3	0-0-0	1	2	1	1	10
at LSU	1/4		18	2-8	1-4	3-3	0-1-1	2	2	0	2	8
at Alabama	1/8		15	1-5	1-4	4-4	1-2-3	3	0	0	0	7
Kentucky	1/11		5	1-3	0-0	0-0	0-0-0	0	1	0	0	2
at Missouri	1/15		15	1-5	0-0	3-4	1-1-2	1	1	0	1	5
at Florida	1/19		19	4-8	1-3	2-2	0-2-2	4	1	0	0	11
Texas A&M	1/26		16	2-5	0-0	0-0	0-2-2	1	3	0	1	4
Alabama	1/29		22	3-6	0-2	0-0	3-1-4	5	5	0	2	6
at Ole Miss	2/1		24	5-8	2-4	9-11	1-3-4	0	2	0	1	21

### Career Stats at South Carolina

Year	GP	GS	Min	Avg	FG	FGA	Pct	3FG	FGA	Pct	FT	FTA	Pct	Off	Def	Tot	Avg	PF	FO	A	TO	Blk	Stl	Pts	Avg
2014-15	21	0	317	15.1	45	114	.395	12	49	.245	28	35	.800	9	23	32	1.5	29	0	39	30	3	27	130	6.2



# TIFFANY DAVIS

**5-7 • Sophomore • Guard**  
**Houston, Texas • Westbury Christian**

- Has played in 14 games this season
- Scored a season-high four points in just four minutes at Alabama (Jan. 8), hitting a 3 for the second time in as many games
- Draining a 3 from the top of the key as the shot clock was winding down to help hold off Lady Tigers' rally late in first half at LSU (Jan. 4)
- Tied season high with three points, all on free throws, against Savannah State (Dec. 14)
- Made her season debut against Clemson (Nov. 20), hitting a second-half 3 and handing out a pair of assists in just eight minutes.

## 2014-15 Game-by-Game

Opponent	Date	GS	MIN	FG-A	3FG-A	FT-A	Reb	A	TO	B	S	TP
Southern Cal	11/15						— DNP (Coach's Decision) —					
Clemson	11/20	8	1-2	1-2	0-0	0-1-1	2	0	0	0	0	3
San Diego St.	11/23	8	0-3	0-2	0-1	2-0-2	1	2	0	0	0	0
vs. Wisconsin	11/27	6	1-2	0-1	0-0	0-0-0	0	1	0	0	0	2
vs. Syracuse	11/28						— DNP (Coach's Decision) —					
NC Central	12/1	6	0-1	0-1	0-0	0-1-1	1	0	0	0	0	0
Charlotte	12/4						— DNP (Coach's Decision) —					
at Duke	12/7						— DNP (Coach's Decision) —					
vs. Savannah St.	12/14	10	0-0	0-0	3-4	0-1-1	1	0	0	0	0	3
at Hampton	12/17	3	0-0	0-0	0-0	0-1-1	0	2	0	0	0	0
vs. C. Michigan	12/20	4	0-0	0-0	0-0	0-0-0	0	0	0	0	0	0
vs. Liberty	12/21	5	0-0	0-0	0-0	1-0-1	0	0	0	0	0	0
Auburn	1/2	1	0-0	0-0	0-0	0-0-0	0	0	0	0	0	0
at LSU	1/4	11	1-1	1-1	0-0	0-3-3	2	3	0	0	0	3
at Alabama	1/8	4	1-1	1-1	1-2	1-0-1	0	0	0	0	0	4
Kentucky	1/11	1	0-0	0-0	0-0	0-0-0	0	0	0	0	0	0
at Missouri	1/15						— DNP (Coach's Decision) —					
at Florida	1/19	6	1-2	1-2	0-0	0-2-2	0	1	0	0	0	3
Texas A&M	1/26	4	0-1	0-1	2-2	0-2-2	0	0	0	0	0	2
Alabama	1/29						— DNP (Coach's Decision) —					
at Ole Miss	2/1						— DNP (Injury) —					

## Career Stats at South Carolina

Year	GP	GS	Min	Avg	FG	FGA	Pct	3FG	FGA	Pct	FT	FTA	Pct	Off	Def	Tot	Avg	PF	FO	A	TO	Blk	Stl	Pts	Avg
2012-13	3	0	40	13.3	4	8	.500	1	4	.250	3	4	.750	1	3	4	1.3	2	0	4	2	0	5	12	4.0
2013-14	32	7	356	11.1	23	59	.390	12	30	.400	19	26	.731	5	27	32	1.0	29	0	29	40	1	4	77	2.4
2014-15	14	0	77	5.5	5	13	.385	4	11	.364	6	9	.667	4	11	15	1.1	5	0	7	9	0	0	20	1.4
<b>Career Totals</b>	<b>49</b>	<b>7</b>	<b>473</b>	<b>9.7</b>	<b>32</b>	<b>80</b>	<b>.400</b>	<b>17</b>	<b>45</b>	<b>.378</b>	<b>28</b>	<b>39</b>	<b>.718</b>	<b>10</b>	<b>41</b>	<b>51</b>	<b>1.0</b>	<b>36</b>	<b>0</b>	<b>40</b>	<b>51</b>	<b>1</b>	<b>9</b>	<b>109</b>	<b>2.2</b>

# #15

	Season	Career
10+ Points	0	1
5+ Assists	0	0
5+ Steals	0	1
Tm-High Pts.	0	0
Tm-High Assts.	0	0

Miscellaneous

Pts	11 vs. Ole Miss, 1/30/14
Rebs	6 at Arkansas, 1/2/14
Blks	1 vs. Charleston Southern, 11/8/13
Stls	5 vs. Elon, 11/9/12
Assts	3, 4x, last vs. SC State, 12/22/13
Min	30 at Arkansas, 1/2/14
FG	3 vs. Savannah State, 12/28/13
3FG	2, 3x, last vs. Ole Miss, 1/30/14
FT	5 vs. Ole Miss, 1/30/14

Career Highs

Pts	4 at Alabama, 1/8
Rebs	3 at LSU, 1/4
Blks	
Stls	
Assts	2, 2x, last at LSU, 1/4
Min	11 at LSU, 1/4
FG	1, 5x, last at Florida, 1/19
3FG	1, 4x, last at Florida, 1/19
FT	3 vs. Sav. St., 12/14

14-15 Season Highs

Pts	11 vs. Ole Miss, 1/30/14
Rebs	6 at Arkansas, 1/2/14
Blks	2 vs. Ole Miss, 1/30/14
Stls	
Assts	2, 4x, last at LSU, 1/4/15
Min	30 at Arkansas, 1/2/14
FG	2, 2x, last at Miss. St., 2/6/14
3FG	2 vs. Ole Miss, 1/30/14
FT	5 vs. Ole Miss, 1/30/14

SEC Career Highs



# ASIA DOZIER

**6-0 • Junior • Guard/Forward**  
**Columbia, S.C. • Spring Valley**

- Voted team captain
- Has played in every game, re-joining the starting lineup against Charlotte (Dec. 4)
- Has led team in assists three times – vs. Wisconsin, vs. Liberty, Auburn
- Has led team in scoring one time – at Duke
- Has scored in double figures three times
- Buried a clutch 3 from the top of the key after Missouri (Jan. 15) had pulled within two points in the second half
- Hit a 3 from the right corner midway through second half against Kentucky (Jan. 11) to allow Gamecocks to hold the lead
- Single-handedly held off the Crimson Tide for first four minutes at Alabama (Jan. 8), scoring eight of her SEC career-high 15 points to keep the game tied early ... best shooting game of the season, hitting 6-of-8 from the field, including 3-of-5 from 3-point range
- Tied for team-high honors with four assists against Auburn (Jan. 2), improving her career record as team's assist leader to 13-0, and hit early 3 to spark first-half offense
- Played solid all-around game against Liberty (Dec. 21), turning just 17 minutes on the floor into four rebounds, team-high four assists and three points
- Scored all of her team-high 11 points at #9/8 Duke (Dec. 7) in the second half of the comeback victory
- Made her first start of the season against Charlotte (Dec. 4) and struggled shooting the ball, but was solid defensively and handed out three assists
- Hit a 3 from the top of the arc to put the Gamecocks ahead of #22/22 Syracuse (Nov. 28) with under two minutes to play, her only points of the night
- Hit 3-of-5 from the field and handed out four assists in just 15 minutes against Wisconsin (Nov. 27)
- Dished out four assists in just 16 minutes against San Diego State (Nov. 23)
- Handed out four assists against Clemson in just 16 minutes (Nov. 20)

## 2014-15 Game-by-Game

Opponent	Date	GS	MIN	FG-A	3FG-A	FT-A	Reb	A	TO	B	S	TP
Southern Cal	11/15		14	0-3	0-2	0-0	0-0-0	1	2	0	0	0
Clemson	11/20		16	1-2	1-2	0-0	0-1-1	4	0	0	0	3
San Diego St.	11/23		16	2-3	1-2	0-1	0-0-0	4	1	0	1	5
vs. Wisconsin	11/27		15	3-5	1-2	0-0	0-0-0	4	1	0	0	7
vs. Syracuse	11/28		7	1-1	1-1	0-0	0-0-0	1	0	0	0	3
NC Central	12/1		16	5-6	3-4	1-1	0-0-0	1	1	0	2	14
Charlotte	12/4	*	18	0-4	0-3	0-0	0-0-0	3	1	0	1	0
at Duke	12/7	*	22	4-7	2-5	1-2	0-0-0	0	2	0	1	11
vs. Savannah St.	12/14	*	15	0-2	0-1	0-0	0-0-0	2	0	0	0	0
at Hampton	12/17	*	17	1-5	1-4	0-0	0-0-0	2	1	1	0	3
vs. C. Michigan	12/20	*	22	2-6	0-2	0-0	0-1-1	2	1	0	1	4
vs. Liberty	12/21	*	17	1-2	1-2	0-0	1-3-4	4	0	0	1	3
Auburn	1/2	*	16	2-6	1-3	0-0	0-0-0	4	2	0	1	5
at LSU	1/4	*	12	1-3	1-3	0-0	0-0-0	1	1	0	0	3
at Alabama	1/8	*	24	6-8	3-5	0-0	0-2-2	2	1	0	2	15
Kentucky	1/11	*	16	2-7	1-4	0-0	0-4-4	2	2	1	0	5
at Missouri	1/15	*	30	1-5	1-4	0-0	0-3-3	0	1	0	0	3
at Florida	1/19	*	14	1-2	0-1	0-0	0-0-0	0	0	0	0	2
Texas A&M	1/26	*	10	0-1	0-0	0-0	0-1-1	1	3	0	0	0
Alabama	1/29	*	15	1-3	1-3	2-2	0-1-1	3	0	0	1	5
at Ole Miss	2/1	*	11	0-1	0-1	0-0	0-1-1	2	1	0	0	0

## Career Stats at South Carolina

Year	GP	GS	Min	Avg	FG	FGA	Pct	3FG	FGA	Pct	FT	FTA	Pct	Off	Def	Tot	Avg	PF	FO	A	TO	Blk	Stl	Pts	Avg
2012-13	31	0	398	12.8	28	134	.209	16	91	.176	11	24	.458	19	42	61	2.0	35	1	25	20	4	8	83	2.7
2013-14	34	32	911	26.8	72	211	.341	33	103	.320	28	44	.636	18	77	95	2.8	63	0	92	68	7	21	205	6.0
2014-15	21	15	343	16.3	34	82	.415	19	54	.352	4	6	.667	1	17	18	0.9	15	0	44	21	2	11	91	4.3
<b>Career Totals</b>	<b>86</b>	<b>47</b>	<b>1652</b>	<b>19.2</b>	<b>134</b>	<b>427</b>	<b>.314</b>	<b>68</b>	<b>248</b>	<b>.274</b>	<b>43</b>	<b>74</b>	<b>.581</b>	<b>38</b>	<b>136</b>	<b>174</b>	<b>2.0</b>	<b>113</b>	<b>1</b>	<b>161</b>	<b>109</b>	<b>13</b>	<b>40</b>	<b>379</b>	<b>4.4</b>

# #31

	Season	Career
10+ Points	3	12
10+ Rebounds	0	1
5+ Assists	0	8
Tm-High Pts.	1	2
Tm-High Assts.	3	13

Miscellaneous

Pts	..... 16, 2x, last at San Diego St., 11/23/13
Rebs	.....10 vs. Elon, 11/9/12
Blks	..... 1, 12x, last at Hampton, 12/17/14
Stls	.....2, 6x, last vs. NC Central, 12/1/14
Assts	.....6, 2x, last vs. Georgia, 3/7/14
Min	..... 40 at Arkansas, 1/2/14
FG	.....6, 2x, last at Alabama, 1/8/15
3FG	..... 4 at San Diego St., 11/23/13
FT	..... 4, 2x, last vs. Oregon St., 3/25/14

Career Highs

Pts	..... 15 at Alabama, 1/8
Rebs	.....4, 2x, last vs. Kentucky, 1/11
Blks	..... 1, 2x, last vs. Kentucky, 1/11
Stls	..... 2, 2x, last at Alabama, 1/8
Assts	..... 4, 5x, last vs. Auburn, 1/2
Min	..... 30 at Missouri, 1/15
FG	.....6 at Alabama, 1/8
3FG	..... 3, 2x, last at Alabama, 1/8
FT	.....2 vs. Alabama, 1/29

14-15 Season Highs

Pts	.....15 at Alabama, 1/8/15
Rebs	..... 6, 2x, last vs. Florida, 2/23/14
Blks	..... 1, 7x, last vs. Kentucky, 1/11/15
Stls	.....2 at Alabama, 1/8/15
Assts	.....6, 2x, last vs. Georgia, 3/7/14
Min	..... 40 at Arkansas, 1/2/14
FG	.....6 at Alabama, 1/8/15
3FG	.....3, 2x, last at Alabama, 1/8/15
FT	.....2, 4x, last vs. Alabama, 1/29/15

SEC Career Highs





# KAYDRA DUCKETT

**5-8 • Freshman • Guard**  
**Columbia, S.C. • Dreher**

- Has played in 13 games this season, including six SEC games
- Made her SEC debut at LSU (Jan. 4)
- Grabbed four rebounds in just seven minutes off the bench against Savannah State (Dec. 14)
- Scored first career points against NC Central (Dec. 1)
- Made her college debut against Clemson (Nov. 20), but was limited to three minutes with an ankle injury

## 2014-15 Game-by-Game

Opponent	Date	GS	MIN	FG-A	3FG-A	FT-A	Reb	A	TO	B	S	TP
Southern Cal	11/15											
Clemson	11/20	3	0-0	0-0	0-0	0-0-0	1	0	0	0	0	0
San Diego St.	11/23											
vs. Wisconsin	11/27	2	0-0	0-0	0-0	0-0-0	0	0	0	0	0	0
vs. Syracuse	11/28											
NC Central	12/1	4	1-1	0-0	0-0	0-1-1	0	1	0	1	2	
Charlotte	12/4	1	0-0	0-0	0-0	0-0-0	0	0	0	0	0	0
at Duke	12/7											
vs. Savannah St.	12/14	7	0-3	0-0	2-2	2-2-4	1	0	1	0	2	
at Hampton	12/17											
vs. C. Michigan	12/20	1	0-0	0-0	0-0	0-1-1	0	0	1	0	0	0
vs. Liberty	12/21	4	0-1	0-0	0-0	0-0-0	0	0	0	1	0	0
Auburn	1/2											
at LSU	1/4	1	0-0	0-0	0-0	0-0-0	0	0	0	0	0	0
at Alabama	1/8	4	0-0	0-0	0-0	0-1-1	0	0	0	0	0	0
Kentucky	1/11											
at Missouri	1/15											
at Florida	1/19	4	0-1	0-0	0-0	0-0-0	0	0	0	0	0	0
Texas A&M	1/26	2	0-0	0-0	0-0	0-0-0	0	0	0	0	0	0
Alabama	1/29	3	0-1	0-1	0-0	0-0-0	0	0	0	0	0	0
at Ole Miss	2/1	1	0-0	0-0	0-0	0-0-0	0	0	0	0	0	0

## Career Stats at South Carolina

Year	GP	GS	Min	Avg	FG	FGA	Pct	3FG	FGA	Pct	FT	FTA	Pct	Off	Def	Tot	Avg	PF	FO	A	TO	Blk	Stl	Pts	Avg
2014-15	13	0	36	2.8	1	7	.143	0	1	.000	2	2	1.00	2	5	7	0.5	3	0	2	1	2	2	4	0.3

# #3

### Career Highlights

No. 32 recruit in 2014 class (espnW)  
2014 High School All-America (McDonald's)

	Season	Career	Miscellaneous
10+ Points	0	0	
5+ Assists	0	0	
5+ Steals	0	0	
Tim-High Pts.	0	0	
Tim-High Assts.	0	0	

	Career Highs
Pts	2, 2x, last vs. Sav. St., 12/14/14
Rebs	4 vs. Savannah St., 12/14/14
Blks	1, 2x, last vs. C. Michigan, 12/20/14
Stls	1, 2x, last vs. Liberty, 12/21/14
Assts	1, 2x, last vs. Sav. St., 12/14/14
Min	7 vs. Savannah St., 12/14/14
FG	1 vs. NC Central, 12/1/14
3FG	
FT	2 vs. Savannah St., 12/14/14

	SEC Highs
Pts	
Rebs	1 at Alabama, 1/8/15
Blks	
Stls	
Assts	
Min	4, 2x, last at Florida, 1/19/15
FG	
FT	



# INDIA FARMER

**6-0 • Sophomore • Forward**  
**N. Myrtle Beach, S.C. • N. Myrtle Beach**

- Has played in 13 games this season, including five SEC games
- Added a pair of free throws to win at Florida (Jan. 19)
- Scored first point of the season with a free throw against San Diego State (Nov. 23)
- Made season debut vs. Clemson (Nov. 20)



	Season	Career	Miscellaneous
10+ Points	0	0	
10+ Rebounds	0	0	
5+ Blocks	0	0	
Tm-High Pts.	0	0	
Tm-High Rebs.	0	0	

	Career Highs
Pts	3, 2x, last vs. Alabama, 1/19/14
Rebs	3 vs. NC Central, 12/2/13
Blks	1 vs. Savannah State, 12/28/13
Stls	1 at Florida, 1/19/15
Assts	
Min	11 vs. NC Central, 12/2/13
FG	1, 2x, last vs. Alabama, 1/19/14
3FG	1, 2x, last vs. Alabama, 1/19/14
FT	2 at Florida, 1/19/15

	14-15 Season Highs
Pts	2 at Florida, 1/19
Rebs	2, 2x, last vs. Sav. St., 12/14
Blks	
Stls	1 at Florida, 1/19
Assts	
Min	4, 5x, last at Florida, 1/19
FG	
3FG	
FT	2 at Florida, 1/19

	SEC Career Highs
Pts	3 vs. Alabama, 1/19/14
Rebs	1, 4x, last at Alabama, 1/8/15
Blks	
Stls	1 at Florida, 1/19/15
Assts	
Min	4, 2x, last at Florida, 1/19/15
FG	1 vs. Alabama, 1/19/14
3FG	
FT	2 at Florida, 1/19

## 2014-15 Game-by-Game

Opponent	Date	GS	MIN	FG-A	3FG-A	FT-A	Reb	A	TO	B	S	TP
Southern Cal	11/15											
— DNP (Coach's Decision) —												
Clemson	11/20		4	0-0	0-0	0-0	1-0-1	0	0	0	0	0
San Diego St.	11/23		3	0-0	0-0	1-2	0-0-0	0	0	0	0	1
vs. Wisconsin	11/27		2	0-0	0-0	0-0-0	0	0	0	0	0	0
vs. Syracuse	11/28											
— DNP (Coach's Decision) —												
NC Central	12/1		2	0-0	0-0	0-0	1-1-2	0	0	0	0	0
Charlotte	12/4		2	0-0	0-0	0-0-0	0	1	0	0	0	0
at Duke	12/7											
— DNP (Coach's Decision) —												
vs. Savannah St.	12/14		4	0-2	0-2	1-2	1-1-2	0	0	0	0	1
at Hampton St.	12/17											
— DNP (Coach's Decision) —												
vs. C. Michigan	12/20		1	0-0	0-0	0-0-0	0	0	0	0	0	0
vs. Liberty	12/21		4	0-0	0-0	0-0-0	0	0	0	0	0	0
Auburn	1/2		2	0-0	0-0	0-0-0	0	1	0	0	0	0
at LSU	1/4		2	0-0	0-0	0-0-0	0	0	0	0	0	0
at Alabama	1/8		4	0-1	0-0	0-0	1-0-1	0	0	0	0	0
Kentucky	1/11											
— DNP (Coach's Decision) —												
at Missouri	1/15											
— DNP (Coach's Decision) —												
at Florida	1/19		4	0-0	0-0	2-2	0-0-0	0	0	0	1	2
Texas A&M	1/26											
— DNP (Coach's Decision) —												
Alabama	1/29											
— DNP (Coach's Decision) —												
at Ole Miss	2/1		1	0-0	0-0	0-0-0	0	0	0	0	0	0

## Career Stats at South Carolina

Year	GP	GS	Min	Avg	FG	FGA	Pct	3FG	FGA	Pct	FT	FTA	Pct	Off	Def	Tot	Avg	PF	FO	A	TO	Blk	Stl	Pts	Avg
2013-14	18	0	48	2.7	2	7	.286	2	4	.500	0	0	—	2	4	6	0.3	4	0	0	1	1	0	6	0.3
2014-15	13	0	34	2.6	0	3	.000	0	2	.000	4	6	.667	4	3	7	0.5	1	0	0	1	0	1	4	0.3
<b>Career Totals</b>	<b>31</b>	<b>0</b>	<b>82</b>	<b>2.6</b>	<b>2</b>	<b>10</b>	<b>.200</b>	<b>2</b>	<b>6</b>	<b>.333</b>	<b>4</b>	<b>6</b>	<b>.667</b>	<b>6</b>	<b>7</b>	<b>13</b>	<b>0.4</b>	<b>5</b>	<b>0</b>	<b>0</b>	<b>2</b>	<b>1</b>	<b>1</b>	<b>10</b>	<b>0.3</b>



# OLIVIA GAINES

**5-7 • Senior • Guard**  
**Chester, S.C. • Louisburg College (N.C.)**

- Has played in all but one contest this season, notching one start (San Diego State)
- Averaging 10.3 minutes per SEC game, providing great defensive pressure when Gamecocks want to change the tempo
- Had a perfect shooting night (2-2 FG, 2-2 FT) en route to SEC career-high six points against Alabama (Jan. 29)
- Tied her SEC career high with three assists at Alabama (Jan. 8)
- Saw a season-high 19 minutes at LSU (Jan. 4) dishing out all three of her assists in the first half while Sessions was out with foul trouble
- Was integral to 10-0 second-half run that stopped Auburn (Jan. 2) from coming back after pulling within eight with 12 minutes to play, scoring the first and last points of the spurt in addition to usual defensive pressure
- Matched her career high with three steals against Liberty (Dec. 21), all in the second half, while also handing out three assists in the final 20 minutes of action
- Picked up two steals in just one minute of high-pressure defense at #9/8 Duke (Dec. 7), including the one with 12 seconds left and the Gamecocks down by one, then called a timeout to set up the winning play
- Handed out three assists in just 12 minutes against Wisconsin (Nov. 27)
- Drew her second career start against San Diego State (Nov. 23), picking up a pair of steals
- Came off the bench for one minute of high-pressure defense late in the opener against Southern Cal (Nov. 15)

## 2014-15 Game-by-Game

Opponent	Date	GS	MIN	FG-A	3FG-A	FT-A	Reb	A	TO	B	S	TP
Southern Cal	11/15	1	0-0	0-0	0-0	0-0-0	0	0	0	0	0	0
Clemson	11/20	10	0-4	0-0	0-0	3-2-5	2	2	0	1	0	0
San Diego St.	11/23	16	0-2	0-0	0-0	1-1-2	1	2	0	2	0	0
vs. Wisconsin	11/27	12	0-1	0-0	0-0	0-1-1	3	0	0	2	0	0
vs. Syracuse	11/28	2	0-0	0-0	0-0	0-0-0	0	0	0	0	0	0
NC Central	12/1	7	2-3	0-0	0-0	0-1-1	0	1	0	0	4	0
Charlotte	12/4	1	0-0	0-0	0-0	0-0-0	0	0	0	0	0	0
at Duke	12/7	1	0-0	0-0	0-0	0-0-0	0	0	0	2	0	0
vs. Savannah St.	12/14	15	0-3	0-0	2-2	2-2-4	1	0	0	0	2	0
at Hampton	12/17	6	0-0	0-0	0-0	0-0-0	0	0	0	0	0	0
vs. C. Michigan	12/20	9	1-2	0-0	0-0	1-1-2	0	0	0	0	2	0
vs. Liberty	12/21	14	1-5	0-1	0-0	0-1-1	3	1	0	3	2	0
Auburn	1/2	16	1-1	0-0	1-2	0-1-1	1	1	0	1	3	0
at LSU	1/4	19	1-3	0-0	0-0	0-0-0	3	1	0	2	2	0
at Alabama	1/8	13	1-2	0-1	0-0	1-0-1	3	0	0	0	2	0
Kentucky	1/11	— DNP (Coach's Decision) —										
at Missouri	1/15	2	0-0	0-0	0-0	0-0-0	0	0	0	0	0	0
at Florida	1/19	6	0-0	0-0	1-2	1-1-2	1	1	0	0	1	0
Texas A&M	1/26	7	0-1	0-0	0-0	0-0-0	0	0	0	0	0	0
Alabama	1/29	9	2-2	0-0	2-2	0-0-0	0	0	0	1	6	0
at Ole Miss	2/1	3	0-0	0-0	0-0	0-0-0	0	0	0	0	0	0

## Career Stats at South Carolina

Year	GP	GS	Min	Avg	FG	FGA	Pct	3FG	FGA	Pct	FT	FTA	Pct	Off	Def	Tot	Avg	PF	FO	A	TO	Blk	Stl	Pts	Avg
2013-14	32	1	309	9.7	23	48	.479	1	2	.500	19	26	.731	12	31	43	1.3	32	0	34	14	3	20	66	2.1
2014-15	20	1	169	8.5	9	29	.310	0	2	.000	6	8	.750	9	11	20	1.0	17	0	18	9	0	14	24	1.2
<b>Career Totals</b>	<b>52</b>	<b>2</b>	<b>478</b>	<b>9.2</b>	<b>32</b>	<b>77</b>	<b>.416</b>	<b>1</b>	<b>4</b>	<b>.250</b>	<b>25</b>	<b>34</b>	<b>.735</b>	<b>21</b>	<b>42</b>	<b>63</b>	<b>1.2</b>	<b>49</b>	<b>0</b>	<b>52</b>	<b>23</b>	<b>3</b>	<b>34</b>	<b>90</b>	<b>1.7</b>

# #2

### Career Highlights

2013 WBCA JUCO Player of the Year  
2013 NJCAA All-America

	Season	Career	Miscellaneous
10+ Points	0	0	
10+ Rebounds	0	0	
5+ Assists	0	1	
Tim-High Pts.	0	0	
Tim-High Assts.	0	1	

		Career Highs
Pts	7 vs. Savannah St., 12/28/13	
Rebs	5, 2x, last vs. Clemson, 11/20/14	
Blks	1, 3x, last vs. Florida, 2/23/14	
Stls	3, 2x, last vs. Liberty, 12/21/14	
Assts	5 vs. Charleston Southern, 11/8/13	
Min	23 vs. Alabama, 1/19/14	
FG	3 vs. Savannah St., 12/28/13	
3FG	1 at Texas A&M, 1/16/14	
FT	3 vs. Arkansas, 2/9/14	

		14-15 Season Highs
Pts	6 vs. Alabama, 1/29	
Rebs	5 vs. Clemson, 11/20	
Blks		
Stls	3 vs. Liberty, 12/21	
Assts	3, 4x, last at Alabama, 1/8	
Min	19 at LSU, 1/4	
FG	2, 2x, last vs. Alabama, 1/29	
3FG		
FT	2, 2x, last vs. Alabama, 1/29	

		SEC Career Highs
Pts	6 vs. Alabama, 1/29/15	
Rebs	3 vs. Alabama, 1/19/14	
Blks	1 vs. Florida, 2/23/14	
Stls	2, 2x, last at LSU, 1/4/15	
Assts	3, 3x, last at Alabama, 1/8/15	
Min	23 vs. Alabama, 1/19/14	
FG	2, 4x, last vs. Alabama, 1/29/15	
3FG	1 at Texas A&M, 1/16/14	
FT	3 vs. Arkansas, 2/9/14	



# ELEM IBIAM

**6-4 • Senior • Center**  
**Fayetteville, Ga. • Fayette County**

- Voted team captain for second time in her career (2013-14)
- Is second in school history with 151 career blocked shots, trailing only Lakesha Tolliver's record of 177 (2004-07)
- Has started every game this season, not missing a start since the first of her career in the 2013-14 season opener (55 games)
- Is 14th in the SEC in blocked shots per game (1.1)
- Has scored in double figures seven times, including one 20-point game
- Has led the team in rebounds once – vs. Central Michigan
- Scored the Gamecocks' first eight points of the second half after Ole Miss (Feb. 1) had cut lead to three
- Tied the Alabama (Jan. 29) game early to launch a 14-0 run that opened up the game in the first eight minutes
- Put back an offensive rebound four minutes into the second half against #10/11 Kentucky (Jan. 11) to give Gamecocks their first lead since early in the 9:00 mark of the first half
- Posted nine of her 11 points against Auburn (Jan. 2) in the second half to help hold off the charging Tigers
- Scored her 11 points against Liberty (Dec. 21) efficiently, hitting 5-of-6 from the field
- Posted her second career double-double – first of this season – against Central Michigan (Dec. 20) in just 18 minutes on the court
- Pulled in four of her seven rebounds at Hampton (Dec. 17) on the offensive end.
- Netted career-high 21 points against Savannah State (Dec. 14), including four points during early run, five during late first-half spurt and first four points of the second half
- Dominated the opening minutes against Charlotte (Dec. 4), scoring six of the Gamecocks' first eight points en route to a perfect 7-of-7 shooting night – the second of her career tied for fourth-best perfect night in Colonial Life Arena history
- Was efficient in 20 minutes against NC Central (Dec. 1), hitting 4-of-5 from the field and blocking a season-high three shots
- Pulled down seven rebounds, including four offensive against Wisconsin (Nov. 27)

## 2014-15 Game-by-Game

Opponent	Date	GS	MIN	FG-A	3FG-A	FT-A	Reb	A	TO	B	S	TP
Southern Cal	11/15	*	22	2-3	0-0	1-2	2-4-6	0	0	1	1	5
Clemson	11/20	*	18	1-2	0-0	1-1	0-3-3	0	2	2	0	3
San Diego St.	11/23	*	14	1-3	0-0	2-2	1-1-2	0	0	0	1	4
vs. Wisconsin	11/27	*	17	4-6	0-0	0-0	4-3-7	0	3	2	1	8
vs. Syracuse	11/28	*	15	0-4	0-0	0-0	2-1-3	2	2	1	0	0
NC Central	12/1	*	20	4-5	0-0	2-5	1-3-4	0	0	3	0	10
Charlotte	12/4	*	19	7-7	0-0	2-3	1-2-3	1	1	0	0	16
at Duke	12/7	*	18	4-7	0-0	0-1	2-3-5	1	1	1	0	8
vs. Savannah St.	12/14	*	18	7-9	0-0	7-8	2-2-4	0	0	1	0	21
at Hampton	12/17	*	25	1-5	0-0	2-4	4-3-7	2	4	1	0	4
vs. C. Michigan	12/20	*	18	5-12	0-0	0-1	6-6-12	1	0	2	0	10
vs. Liberty	12/21	*	17	5-6	0-0	1-2	2-3-5	0	1	1	0	11
Auburn	1/2	*	19	5-8	0-0	1-2	2-0-2	0	1	1	0	11
at LSU	1/4	*	18	1-2	0-0	0-0	0-4-4	1	0	1	1	2
at Alabama	1/8	*	15	2-3	0-0	0-0	1-2-3	0	1	0	0	4
Kentucky	1/11	*	16	3-4	0-0	2-2	1-3-4	0	0	0	0	8
at Missouri	1/15	*	14	0-3	0-0	0-0	1-2-3	0	3	2	0	0
at Florida	1/19	*	14	2-4	0-0	0-0	0-3-3	0	1	1	0	4
Texas A&M	1/26	*	17	3-4	0-0	0-0	1-2-3	0	1	1	0	6
Alabama	1/29	*	22	2-4	0-0	2-2	0-4-4	0	0	0	1	6
at Ole Miss	2/1	*	14	4-5	0-0	2-2	1-0-1	1	1	0	0	10

## Career Stats at South Carolina

Year	GP	GS	Min	Avg	FG	FGA	Pct	3FG	FGA	Pct	FT	FIA	Pct	Off	Def	Tot	Avg	PF	FO	A	TO	Blk	Stl	Pts	Avg
2011-12	25	0	197	7.9	26	59	.441	0	1	.000	22	35	.629	34	40	74	3.0	33	0	4	16	17	2	74	3.0
2012-13	30	0	472	15.7	64	131	.489	0	0	—	32	64	.500	52	83	135	4.5	48	1	8	20	30	11	160	5.3
2013-14	34	34	794	23.4	128	238	.538	0	0	—	67	102	.657	59	148	207	6.1	94	3	12	51	83	13	323	9.5
2014-15	21	21	370	17.6	63	106	.594	0	0	—	25	37	.676	34	54	88	4.2	43	0	9	22	21	5	151	7.2
<b>Career Totals</b>	<b>110</b>	<b>55</b>	<b>1833</b>	<b>16.7</b>	<b>281</b>	<b>534</b>	<b>.526</b>	<b>0</b>	<b>1</b>	<b>.000</b>	<b>146</b>	<b>238</b>	<b>.613</b>	<b>179</b>	<b>325</b>	<b>504</b>	<b>4.6</b>	<b>218</b>	<b>4</b>	<b>33</b>	<b>109</b>	<b>151</b>	<b>31</b>	<b>708</b>	<b>6.4</b>

# #33

## Career Highlights

2014 SEC All-Defensive Team  
2014 SEC Women's Basketball Community Service Team

	Season	Career	Miscellaneous
Double-Double	1	2	
20+ Points	1	1	
10+ Points	7	32	
10+ Rebounds	1	4	
5+ Blocks	0	7	
Tm-High Pts.	0	6	
Tm-High Rebs.	1	12	

	Career Highs
Pts	21 vs. Savannah St., 12/14/14
Rebs	12 at Texas A&M, 1/16/14
Blks	7 at Miss. State, 2/6/14
Stls	2, 4x, last vs. North Carolina, 12/18/13
Assts	3 vs. South Dakota St., 3/23/13
Min	34 at Texas A&M, 1/16/14
FG	8 vs. Alabama, 3/7/13
FT	8 vs. Seton Hall, 11/17/13

	14-15 Season Highs
Pts	21 vs. Savannah St., 12/14
Rebs	12 vs. C. Michigan, 12/20
Blks	3 vs. NC Central, 12/1
Stls	1, 5x, last vs. Alabama, 1/29
Assts	2, 2x, last at Hampton, 12/17
Min	25 at Hampton, 12/17
FG	7, 2x, last vs. Savannah St., 12/14
FT	7 vs. Savannah St., 12/14

	SEC Career Highs
Pts	18 vs. Alabama, 1/19/14
Rebs	12 at Texas A&M, 1/16/14
Blks	7 at Miss. State, 2/6/14
Stls	1, 6x, last vs. Alabama, 1/29/15
Assts	2 at Texas A&M, 1/16/14
Min	34 at Texas A&M, 1/16/14
FG	8 vs. Alabama, 3/7/13
3FG	—
FT	5, 2x, last vs. Vanderbilt, 1/5/14





# TIFFANY MITCHELL

**5-9 • Junior • Guard**  
**Charlotte, N.C. • Providence Day**

- Voted team captain
- Ranks second in the SEC in scoring, fifth in 3s made per game (1.9) and fourth in FG percentage
- Has scored in double figures 17 times, including three games of 20 or more points
- Has been the team's top scorer eight times – Southern Cal, San Diego St., Syracuse, at Hampton, vs. Central Michigan, vs. Kentucky, at Missouri, at Florida
- Has led the team in assists five times – Clemson, at Duke, Auburn, vs. Kentucky, Texas A&M
- Scored seven points in an 8-0 first-half run at Ole Miss (Feb. 1) that turned the game around as Gamecocks went from a nine-point deficit to a seven-point halftime lead in the final 7:17 of the period
- Hit four straight free throws after #12/10 Texas A&M (Jan. 26) pulled with two in the second half and was involved in both of next two plays that established a 10-point lead team would not yield
- Scored six of her team-high 18 points at Florida (Jan. 19) during an 8-0 run in the second half, including back-to-back layups off two of her four steals in the game
- Struggled from the field at Missouri (Jan. 15), but still delivered in the clutch, hitting a 3 each time the Tigers got within three late in the second half
- Scored 10 of the team's last 13 points in win over #10/11 Kentucky (Jan. 11), including eight straight free throws to hold the Wildcats at bay
- Missed her first three 3-point attempts at Alabama (Jan. 8), all in the first 10 minutes, but buried her next three en route to 16 points and 60.0 percent shooting, including 50.0 percent from outside
- Hit 4-of-4 from 3-point range in first half alone at Hampton (Dec. 17) en route to tying career high of 6 3s and her third 20-point game of the season
- Posted most efficient scoring game of career, hitting 6-of-7 for 15 points in 21 minutes against Savannah State (Dec. 14)
- Erased a tough shooting day at #9/8 Duke (Dec. 9) with a second-look 3-pointer that brought the Gamecocks within one with 19 seconds to play ... was solid defensively throughout the game as well
- Swiped a career-high seven steals against NC Central (Dec. 1)
- Scored 15 of her 21 points against #22/22 Syracuse (Nov. 28) in the first half to keep Gamecocks within striking distance ... hit free throws late to seal the win over the Orange
- Shot 6-of-6 from 3-point range against San Diego State (Nov. 23), the best perfect long-range shooting night in school history, to net 20 points in just 18 minutes on the court

# #25

## Career Highlights

- 2015 Wooden Awards Midseason Top 20
- 2015 Wade and Dawn Staley Award Watch Lists, Wooden Award Preseason Top 30 and Naismith Trophy Top 50
- 2014 Subway All-Classic Team
- 2014 Junkanoo Jam, Lucaya Division All-Tournament No. 4 Player in the Nation, espnW (2014-15)
- 2015 Preseason All-America (AP, Sports Illustrated, ESPN)
- 2015 Preseason SEC Player of the Year (Coaches, Media)
- 2015 Preseason All-SEC (Coaches, Media)
- 2014 WBCA All-America
- 2014 All-America Third Team (AP, Full Court)
- 2014 Wooden Award Final Ballot, Wade Trophy Watch List, Dawn Staley Award Watch List
- 2014 WBCA All-Region 3
- 2014 SEC Player of the Year (Coaches)
- 2014 All-SEC First Team (Coaches, AP)
- 2014 SEC All-Defensive Team
- 2013 SEC All-Freshman Team

	Season	Career	Miscellaneous
Double-Double	0	4	
20+ Points	3	11	
10+ Points	17	63	
5+ Assists	1	8	
5+ Steals	2	7	
Tm-High Pts.	8	28	
Tm-High Assts.	5	22	

	Career Highs
Pts	25 vs. Georgia, 2/27/14
Rebs	11, 5x, last at Arkansas, 1/2/14
Stls	7 vs. NC Central, 12/1/14
Assts	9 at San Diego State, 11/23/13
Min	40 vs. Syracuse, 11/28/14
FG	8, 4x, last at Florida, 1/19/15
3FG	6, 2x, last at Hampton, 12/17/14
FT	13 vs. CSU Northridge, 3/23/14

	14-15 Season Highs
Pts	21 vs. Syracuse, 11/28
Rebs	8, Syracuse, 11/28
Stls	7 vs. NC Central, 12/1
Assts	5 vs. Clemson, 11/20
Min	40 vs. Syracuse, 11/28
FG	8, 2x, last at Florida, 1/19
3FG	6, 2x, last at Hampton, 12/17
FT	11 vs. Kentucky, 1/11

	SEC Career Highs
Pts	25 vs. Georgia, 2/27/14
Rebs	11, 5x, last at Arkansas, 1/2/14
Stls	6 at Auburn, 1/12/14
Assts	8, 2x, last vs. Ole Miss, 1/30/14
Min	39 vs. Kentucky, 1/9/14
FG	8, 3x, last at Florida, 1/19/15
3FG	3, 2x, last at LSU, 1/4/15
FT	11 vs. Kentucky, 1/11/15

## 2014-15 Game-by-Game

Opponent	Date	GS	MIN	FG-A	3FG-A	FTA	Reb	A	TO	B	S	TP
Southern Cal	11/15	*	38	4-10	0-3	10-12	1-1-2	4	6	0	1	18
Clemson	11/20	*	25	6-8	3-4	0-0	0-0-0	5	1	0	3	15
San Diego St.	11/23	*	18	6-8	6-6	2-2	0-2-2	3	2	0	1	20
vs. Wisconsin	11/27	*	26	2-7	1-3	2-2	0-3-3	3	1	0	2	7
vs. Syracuse	11/28	*	40	6-13	3-8	6-8	4-4-8	3	1	0	1	21
NC Central	12/1	*	24	6-8	1-3	1-2	0-3-3	4	1	0	7	14
Charlotte	12/4	*	28	3-6	1-3	2-2	1-0-1	2	4	0	1	9
at Duke	12/7	*	31	2-10	1-4	2-3	0-3-3	4	3	0	1	7
vs. Savannah St.	12/14	*	21	6-7	1-1	2-2	0-2-2	2	0	1	1	15
at Hampton	12/17	*	30	7-10	6-8	0-0	1-3-4	3	1	0	0	20
vs. C. Michigan	12/20	*	24	7-10	3-6	1-2	1-3-4	2	4	0	5	18
vs. Liberty	12/21	*	23	6-11	2-3	0-0	0-1-1	2	0	0	0	14
Auburn	1/2	*	26	1-9	1-4	4-4	0-1-1	4	2	0	2	7
at LSU	1/4	*	24	7-12	3-6	0-0	0-4-4	2	4	0	1	17
at Alabama	1/8	*	26	6-10	3-6	1-1	0-1-1	3	0	0	1	16
Kentucky	1/11	*	33	4-13	0-5	11-12	3-2-5	4	1	0	0	19
at Missouri	1/15	*	34	8-14	2-5	1-2	1-5-6	1	2	2	3	19
at Florida	1/19	*	23	8-10	1-1	1-1	0-0-0	1	1	0	4	18
Texas A&M	1/26	*	33	5-12	0-2	6-6	1-1-2	3	1	0	2	16
Alabama	1/29	*	26	4-10	0-1	3-3	2-2-4	2	1	0	1	11
at Ole Miss	2/1	*	33	4-10	2-3	1-3	1-4-5	1	2	0	1	11

## Career Stats at South Carolina

Year	GP	GS	Min	Avg	FG	FGA	Pct	3FG	FGA	Pct	FT	FTA	Pct	Off	Def	Tot	Avg	PF	FO	A	TO	Blk	Stl	Pts	Avg
2012-13	33	30	927	28.1	107	282	.379	22	60	.367	68	111	.613	60	109	169	5.1	64	1	43	82	4	44	304	9.2
2013-14	34	34	1066	31.4	165	335	.493	40	74	.541	157	198	.793	41	149	190	5.6	63	0	118	97	8	62	527	15.5
2014-15	21	21	586	27.9	108	208	.519	40	85	.471	56	67	.836	16	45	61	2.9	32	0	58	38	3	38	312	14.9
<b>Career Totals</b>	<b>88</b>	<b>85</b>	<b>2579</b>	<b>29.3</b>	<b>380</b>	<b>825</b>	<b>.461</b>	<b>102</b>	<b>219</b>	<b>.466</b>	<b>281</b>	<b>376</b>	<b>.747</b>	<b>117</b>	<b>303</b>	<b>420</b>	<b>4.8</b>	<b>159</b>	<b>1</b>	<b>219</b>	<b>217</b>	<b>15</b>	<b>144</b>	<b>1143</b>	<b>13.0</b>



# TINA ROY

5-11 • Junior • Guard  
Kaplan, La. • Kaplan

- Has played in all but one game this season
- Has committed multiple turnovers in a game just five times this season
- Has scored in double figures twice
- Has led the team in assists five times – Southern Cal, Syracuse, Savannah State, Central Michigan, at LSU
- Hit timely 3-pointer against Texas A&M (Jan. 26) to stop Aggie run and push lead double digits midway through second half
- Scored nine of her 11 points at Alabama (Jan. 8) in the second half as Gamecocks keep the pressure on the Crimson Tide ... was perfect 3-of-3 from outside the arc
- Hit a pair of 3s in the first half at LSU (Jan. 4), the first of which helped hold off a Lady Tigers' rally
- Became first Gamecock to hand out double-digit assists in the Dawn Staley era with 10 against Savannah State (Dec. 14) while also rebounding well with seven boards
- Hit three 3s against Charlotte (Dec. 4), including two during the late first-half run that turned a two-point lead into an 18-point halftime advantage
- Averaged 9.5 points in just 17.0 minutes over two games at the Junkanoo Jam (Nov. 27-28)
- Hit four 3s against #22/22 Syracuse (Nov. 28), including two during the key 18-4 run that rallied the Gamecocks for the win, and dished out five assists as well
- Provided steady point guard play off the bench against Southern Cal (Nov. 15), handing out six assists to get the inside game going and hitting 3-of-5 from behind the arc

## 2014-15 Game-by-Game

Opponent	Date	GS	MIN	FG-A	3FG-A	FT-A	Reb	A	TO	B	S	TP
Southern Cal	11/15	25	3-5	3-5	0-0	0-2-2	6	2	1	3	9	
Clemson	11/20	— DNP (Coach's Decision) —										
San Diego St.	11/23	19	2-7	1-4	0-0	0-3-3	2	1	0	1	5	
vs. Wisconsin	11/27	12	3-6	1-3	0-0	0-4-4	2	1	0	0	7	
vs. Syracuse	11/28	22	4-10	4-9	0-0	2-0-2	5	0	0	0	12	
NC Central	12/1	13	0-1	0-1	0-0	0-2-2	3	1	0	1	0	
Charlotte	12/4	23	3-5	3-5	0-0	0-1-1	3	1	0	0	9	
at Duke	12/7	7	0-1	0-1	0-0	0-1-1	0	1	0	0	0	
vs. Savannah St.	12/14	18	0-2	0-2	0-0	0-7-7	10	2	0	0	0	
at Hampton	12/17	14	0-4	0-3	0-0	0-2-2	1	1	1	0	0	
vs. C. Michigan	12/20	15	1-3	0-2	0-0	1-1-2	4	1	0	0	2	
vs. Liberty	12/21	14	2-3	1-1	0-0	1-2-3	1	0	0	0	5	
Auburn	1/2	11	1-1	1-1	0-0	0-1-1	2	3	0	0	3	
at LSU	1/4	21	2-6	2-6	0-0	0-1-1	4	3	0	0	6	
at Alabama	1/8	15	4-4	3-3	0-0	0-2-2	1	1	0	0	11	
Kentucky	1/11	10	1-4	0-1	0-0	0-1-1	1	2	0	0	2	
at Missouri	1/15	8	0-4	0-4	0-0	1-0-1	1	1	0	0	0	
at Florida	1/19	19	2-4	1-3	0-0	0-1-1	3	1	0	0	5	
Texas A&M	1/26	15	2-2	1-1	0-0	0-1-1	2	1	0	0	5	
Alabama	1/29	19	2-5	1-4	0-0	0-1-1	1	1	0	1	5	
at Ole Miss	2/1	7	0-1	0-0	1-2	0-1-1	1	0	0	0	1	

## Career Stats at South Carolina

Year	GP	GS	Min	Avg	FG	FGA	Pct	3FG	FGA	Pct	FT	FTA	Pct	Off	Def	Tot	Avg	PF	FO	A	TO	Blk	Stl	Pts	Avg	
2011-12	34	0	383	11.3	53	181	.293	32	127	.252	10	22	.455	20	29	49	1.4	20	0	10	15	1	9	148	4.4	
2012-13	— Did Not Play (injury) —																									
2013-14	34	1	553	16.3	44	146	.301	20	86	.233	14	23	.609	13	56	69	2.0	19	0	48	23	9	6	122	3.6	
2014-15	20	0	307	15.4	32	79	.405	22	59	.373	1	2	.500	5	34	39	1.9	15	0	53	24	2	6	87	4.5	
<b>Career Totals</b>	<b>88</b>	<b>1</b>	<b>1243</b>	<b>14.1</b>	<b>129</b>	<b>406</b>	<b>.318</b>	<b>74</b>	<b>272</b>	<b>.272</b>	<b>25</b>	<b>47</b>	<b>.532</b>	<b>38</b>	<b>119</b>	<b>157</b>	<b>1.8</b>	<b>54</b>	<b>0</b>	<b>111</b>	<b>62</b>	<b>12</b>	<b>21</b>	<b>357</b>	<b>4.1</b>	

# #23

	Season	Career	Miscellaneous
10+ Points	2	9	
5+ Assists	3	5	
5+ Steals	0	0	
Tm-High Pts.	0	2	
Tm-High Assts.	5	8	

	Career Highs
Pts	15 vs. Presbyterian, 11/27/11
Rebs	8 at Mississippi State, 2/6/14
Stls	3 vs. Southern Cal, 11/15/14
Assts	10 vs. Savannah St., 12/14/14
Min	31 vs. Vanderbilt, 1/5/14
FG	5, 3x, last, vs. Kentucky, 1/9/13
3FG	5 vs. Presbyterian, 11/27/11
FT	4 at Southern Cal, 11/25/13

	14-15 Season Highs
Pts	12 vs. Syracuse, 11/28
Rebs	7 vs. Savannah St., 12/14
Stls	3 vs. Southern Cal, 11/15
Assts	10 vs. Savannah St., 12/14
Min	25 vs. Southern Cal, 11/15
FG	4, 2x, last at Alabama, 1/8
3FG	4 vs. Syracuse, 11/28
FT	

	SEC Career Highs
Pts	11, 3x, last at Alabama, 1/8/15
Rebs	8 at Mississippi State, 2/6/14
Stls	1, 6x, last vs Alabama, 1/29/15
Assts	4, 2x, last at LSU, 1/4/15
Min	31 vs. Vanderbilt, 1/5/14
FG	5 vs. Kentucky, 1/9/14
3FG	3, 2x, last at Alabama, 1/8/15
FT	3 vs. Georgia, 2/27/14



# KHADIJAH SESSIONS

5-8 • Junior • Guard  
Myrtle Beach, S.C. • Myrtle Beach

- Has played in every game this season, starting all but the season opener
- Is 23rd in the nation in assist-to-turnover ratio with an SEC-best mark of 2.3 ... has seven games with no turnovers this season
- Ranks 10th in SEC in assists (3.1) and in steals (2.1) ... 13th (2.7) and fifth (2.0), respectively, in SEC action
- Has led the team in assists seven times – NC Central, Charlotte, at Hampton, Auburn, at Alabama, at Missouri, at Ole Miss
- Has picked up three or more steals seven times this season
- Set the tone defensively against #12/10 Texas A&M (Jan. 26) with two of her career-high tying four steals coming in the opening three minutes of the game
- Tied career high with three 3s against #10/11 Kentucky (Jan. 11), including one off balance at the end of the shot clock to turn a four-point lead into seven midway through the second half
- Swiped four steals at Alabama (Jan. 8), including back-to-back possessions to spark first-half run the broke open the game
- Matched career high for third time this season with four steals against Savannah State (Dec. 14)
- Swiped one of her three steals late in the comeback at #9/8 Duke and was part of the double-team that generated Olivia Gaines' steal in the last 20 seconds that set up the game-winning play
- Capped the 11-0 comeback run late against #22/22 Syracuse (Nov. 28) with a transition layup
- Tied her career high with four steals against San Diego State (Nov. 23)
- Was solid on both ends of the floor against Clemson (Nov. 20), handing out four assists with no turnovers while pulling down career-high six rebounds
- Hit a clutch 3-pointer to start a 14-0 run that erased a Southern Cal (Nov. 15) lead with seven minutes left and put the game out of reach

# #5

	Season	Career	Miscellaneous
10+ Points	0	15	
5+ Assists	3	8	
5+ Steals	0	0	
Tm-High Pts.	0	3	
Tm-High Assts.	7	18	

		Career Highs
Pts	19 vs. Auburn, 2/3/13	
Rebs	6 vs. Clemson, 11/20/14	
Stls	4, 7x, last vs. Texas A&M, 1/26/15	
Assts	8 vs. NC Central, 12/1/14	
Min	37 at Southern Cal, 11/25/13	
FG	6, 2x, last, vs. Seton Hall, 11/17/13	
3FG	3, 3x, last vs. Kentucky, 1/11/15	
FT	8 vs. Auburn, 2/3/13	

		14-15 Season Highs
Pts	12 vs. Kentucky, 1/11	
Rebs	6 vs. Clemson, 11/20	
Stls	4, 5x, last vs. Texas A&M, 1/26	
Assts	8 vs. NC Central, 12/1	
Min	34 at Duke, 12/7	
FG	4 vs. Kentucky, 1/11	
3FG	3 vs. Kentucky, 1/11	
FT	4 vs. Charlotte, 12/4	

		SEC Career Highs
Pts	19 vs. Auburn, 2/3/13	
Rebs	5, 3x, last at Missouri, 1/15/15	
Stls	4, 4x, last vs. Texas A&M, 1/26/15	
Assts	6 vs. Missouri, 2/2/14	
Min	35 at Missouri, 2/28/13	
FG	6 at Missouri, 2/28/13	
3FG	3, 3x, last vs. Kentucky, 1/11/15	
FT	8 vs. Auburn, 2/3/13	

## 2014-15 Game-by-Game

Opponent	Date	GS	MIN	FG-A	3FG-A	FT-A	Reb	A	TO	B	S	TP
Southern Cal	11/15		19	2-5	2-3	0-0	1-1-2	2	1	1	1	6
Clemson	11/20	*	18	2-3	1-1	2-3	1-5-6	4	0	0	1	7
San Diego St.	11/23	*	14	2-5	0-2	2-3	0-0-0	3	0	0	4	6
vs. Wisconsin	11/27	*	21	1-5	0-1	0-0	0-4-4	2	0	0	2	2
vs. Syracuse	11/28	*	22	2-8	1-5	0-1	0-1-1	3	0	1	1	5
NC Central	12/1	*	19	2-2	0-0	0-0	1-3-4	8	1	0	4	4
Charlotte	12/4	*	32	1-4	0-2	4-6	1-1-2	4	2	0	2	6
at Duke	12/7	*	34	0-3	0-2	0-0	1-1-2	2	2	0	3	0
vs. Savannah St.	12/14	*	16	1-5	0-1	2-3	2-0-2	4	1	0	4	4
at Hampton	12/17	*	24	1-3	0-1	0-0	1-2-3	5	0	0	0	2
vs. C. Michigan	12/20	*	21	1-3	0-2	0-0	1-1-2	3	4	0	2	2
vs. Liberty	12/21	*	18	0-3	0-2	0-0	0-1-1	1	1	0	2	0
Auburn	1/2	*	23	1-2	0-1	1-1	0-3-3	4	4	0	2	3
at LSU	1/4	*	13	0-1	0-1	0-0	1-2-3	0	1	0	1	0
at Alabama	1/8	*	18	1-3	0-1	0-0	1-0-1	5	0	0	4	2
Kentucky	1/11	*	29	4-9	3-6	1-4	0-5-5	2	4	0	1	12
at Missouri	1/15	*	24	3-7	1-4	0-1	1-4-5	2	0	0	1	7
at Florida	1/19	*	13	0-0	0-0	0-0	1-2-3	2	1	0	0	0
Texas A&M	1/26	*	24	1-2	0-0	2-2	0-2-2	2	2	1	4	4
Alabama	1/29	*	21	3-6	0-2	1-2	1-3-4	4	3	0	3	7
at Ole Miss	2/1	*	31	3-5	0-1	1-3	1-1-2	3	1	0	2	7

## Career Stats at South Carolina

Year	GP	GS	Min	Avg	FG	FGA	Pct	3FG	FGA	Pct	FT	FTA	Pct	Off	Def	Tot	Avg	PF	FO	A	TO	Blk	Stl	Pts	Avg
2012-13	33	3	570	17.3	53	151	.351	13	54	.241	72	109	.661	22	24	46	1.4	43	0	36	49	3	21	191	5.8
2013-14	29	26	761	26.2	58	159	.365	18	59	.305	74	109	.679	9	38	47	1.6	60	0	77	45	1	28	208	7.2
2014-15	21	20	454	21.6	31	84	.369	8	38	.211	16	29	.552	15	42	57	2.7	27	0	65	28	3	44	86	4.1
<b>Career Totals</b>	<b>83</b>	<b>49</b>	<b>1785</b>	<b>21.5</b>	<b>142</b>	<b>394</b>	<b>.360</b>	<b>39</b>	<b>151</b>	<b>.258</b>	<b>162</b>	<b>241</b>	<b>.672</b>	<b>46</b>	<b>104</b>	<b>150</b>	<b>1.8</b>	<b>130</b>	<b>0</b>	<b>178</b>	<b>122</b>	<b>7</b>	<b>93</b>	<b>485</b>	<b>5.8</b>



# ALEIGHSA WELCH

**6-0 • Senior • Forward**  
**Goose Creek, S.C. • Goose Creek**

- Voted team captain for third time in her career
- Has started every game this season, not missing a start since Nov. 10, 2013, against Louisiana Tech (53 games)
- Stands 16th in program history in total points with 1,310, trailing Beth Hunt in 15th (1,340)
- Is eighth in school history with 830 total rebounds and is second in career offensive rebounds (390) with an eye on Marsha Williams' (1990-93) record (427)
- Is 17th in the SEC in rebounds per league game (5.9)
- Has scored in double figures 11 times and grabbed double-digit rebounds twice
- Scored three of the last six points in the first half against #12/10 Texas A&M and recorded one of her two blocks to stop a 2-on-1 break early in the second half
- Tied for team-high honors with four assists at Florida (Jan. 19)
- Posted 10 of her 14 rebounds at Missouri (Jan. 15) in the first half as offense struggled, adding great defense and two free throws late to help seal the win
- Grabbed nine of her 11 rebounds against #10/11 Kentucky (Jan. 11) in the second half, including five in the final 10 minute, four of which came on the offensive end
- Posted her ninth career perfect shooting game with 12 points (6-of-6) against Auburn (Jan. 2), adding six rebounds in just 19 minutes of action
- Was efficient in first half against Liberty (Dec. 21), posting nine of her 15 points and all three of her assists in just 15 minutes of opening-period action
- Played most productive all-around game of season against Charlotte (Dec. 4), narrowly missing double-double by one rebound, grabbing seven of her nine boards on the offensive end, swatting away two shots and handing out three assists
- Scored nine of her 11 points against #22/22 Syracuse (Nov. 28) in the first half to keep the Orange within striking distance ... blocked a shot late in the game to hold off the Orange and become just the 10th Gamecock to record at least 100 career blocks
- Was efficient against Clemson (Nov. 20) with 17 points and three assists in 24 minutes
- Finished with 10 points against Southern Cal (Nov. 15) despite foul trouble and swatted three of her four blocked shots in the game's first four minutes

# #24

### Career Highlights

- 2015 Wade Watch List
- 2015 Wooden Award Preseason Top 30
- 2015 Naismith Trophy Top 50 Watch List
- No. 7 Player in the Nation, espnW (2014-15)
- 2015 Preseason All-America Second Team (ESPN)
- 2015 Preseason All-SEC First Team (Coaches, Media)
- 2014 All-America Honorable Mention (AP, WBCA)
- 2014 All-SEC First Team (Coaches)
- 2014 All-SEC Second Team (AP)
- 2014 WBCA All-Region 3
- 2013-14 CoSIDA Academic All-District 4
- 2013 All-SEC Second Team (Coaches)
- 2012 SEC All-Freshman Team

	Season	Career	Miscellaneous
<b>Double-Double</b>	0	19	
<b>20+ Points</b>	0	5	
<b>10+ Points</b>	11	72	
<b>10+ Rebounds</b>	2	24	
<b>5+ Blocks</b>	0	2	
<b>5+ Assists</b>	0	1	
<b>Tm-High Pts.</b>	1	26	
<b>Tm-High Rebs.</b>	2	41	
<b>Tm-High Assts.</b>	1	11	

Career Highs	
<b>Pts</b> .....	23 vs. N. Carolina 12/18/13
<b>Rebs</b> .....	17 vs. C. of Charleston, 11/14/13
<b>Blks</b> .....	5, 2x, last at Kentucky, 2/20/14
<b>Stls</b> .....	3, 4x, last at Charlotte, 12/8/13
<b>Assts</b> .....	5 vs. Savannah St., 12/28/13
<b>Min</b> .....	43 at Texas A&M, 1/16/14
<b>FG</b> .....	10 at Kentucky, 2/20/14
<b>FT</b> .....	10 at Xavier, 11/30/11

14-15 Season Highs	
<b>Pts</b> .....	17 vs. Clemson, 11/20
<b>Rebs</b> .....	14 at Missouri, 1/15
<b>Blks</b> .....	4 vs. Southern Cal, 11/15
<b>Stls</b> .....	1, 7x, last vs. Kentucky, 1/11
<b>Assts</b> .....	4, 2x, last at Florida, 1/19
<b>Min</b> .....	36, 3x, last vs. Kentucky, 1/11
<b>FG</b> .....	8 vs. Clemson, 11/20
<b>FT</b> .....	3 vs. Liberty, 12/21

SEC Career Highs	
<b>Pts</b> .....	21 at Kentucky, 2/20/14
<b>Rebs</b> .....	16 at Texas A&M, 1/16/14
<b>Blks</b> .....	5, 2x, last at Kentucky, 2/20/14
<b>Stls</b> .....	3 vs. Florida, 3/3/13
<b>Assts</b> .....	4, 3x, last at Florida, 1/19/15
<b>Min</b> .....	43 at Texas A&M, 1/16/14
<b>FG</b> .....	10 at Kentucky, 2/20/14
<b>FT</b> .....	8, 2x, last at Miss. St., 2/6/14

### 2014-15 Game-by-Game

Opponent	Date	GS	MIN	FG-A	3FG-A	FT-A	Reb	A	TO	B	S	TP
Southern Cal	11/15	*	27	4-5	0-0	2-4	3-4-7	0	3	4	1	10
Clemson	11/20	*	24	8-11	0-0	1-3	2-1-3	3	0	1	1	17
San Diego St.	11/23	*	17	3-6	0-0	0-0	3-0-3	3	0	0	0	6
vs. Wisconsin	11/27	*	20	2-6	0-0	0-0	2-1-3	2	1	2	1	4
vs. Syracuse	11/28	*	36	5-9	0-0	1-2	2-3-5	3	1	1	0	11
NC Central	12/1	*	24	5-7	0-0	1-1	1-3-4	2	2	1	1	11
Charlotte	12/4	*	22	4-7	0-0	2-2	7-2-9	3	1	2	0	10
at Duke	12/7	*	36	4-11	0-0	0-0	2-6-8	1	2	2	1	8
vs. Savannah St.	12/14	*	20	5-7	0-0	1-4	4-4-8	0	3	0	1	11
at Hampton	12/17	*	24	1-4	0-0	2-4	3-2-5	4	1	0	0	4
vs. C. Michigan	12/20	*	26	6-10	0-1	0-2	2-1-3	2	2	0	0	12
vs. Liberty	12/21	*	21	6-8	0-0	3-4	2-2-4	3	2	1	0	15
Auburn	1/2	*	19	6-6	0-0	0-1	3-3-6	0	2	1	0	12
at LSU	1/4	*	21	3-4	0-0	0-2	1-4-5	1	0	1	0	6
at Alabama	1/8	*	22	5-6	0-0	0-0	0-2-2	1	0	1	0	10
Kentucky	1/11	*	36	4-9	0-0	1-2	4-7-11	2	4	3	1	9
at Missouri	1/15	*	34	3-10	0-0	2-4	4-10-14	1	2	1	0	8
at Florida	1/19	*	21	3-4	0-0	0-0	0-2-2	4	2	1	0	6
Texas A&M	1/26	*	24	5-9	0-0	2-4	1-6-7	0	1	2	0	12
Alabama	1/29	*	21	4-5	0-0	0-1	1-0-1	1	4	0	1	8
at Ole Miss	2/1	*	32	2-4	0-0	2-8	1-4-5	2	0	2	0	6

### Career Stats at South Carolina

Year	GP	GS	Min	Avg	FG	FGA	Pct	3FG	FGA	Pct	FT	FIA	Pct	Off	Def	Tot	Avg	PF	FO	A	TO	Blk	Stl	Pts	Avg
2011-12	33	2	694	21.0	98	167	.587	0	1	.000	56	98	.571	104	96	200	6.1	41	0	18	40	22	19	252	7.6
2012-13	33	33	981	29.7	134	224	.598	1	1	1.000	126	178	.708	131	124	255	7.7	56	0	34	53	23	26	395	12.0
2013-14	34	33	1037	30.5	175	305	.574	1	1	1.000	116	194	.598	107	153	260	7.6	61	0	67	64	47	29	467	13.7
2014-15	21	21	527	25.1	88	148	.595	0	1	.000	20	48	.417	48	67	115	5.5	37	2	38	33	26	8	196	9.3
<b>Career Totals</b>	<b>121</b>	<b>89</b>	<b>3239</b>	<b>26.8</b>	<b>495</b>	<b>844</b>	<b>.586</b>	<b>2</b>	<b>4</b>	<b>.500</b>	<b>318</b>	<b>518</b>	<b>.614</b>	<b>390</b>	<b>440</b>	<b>830</b>	<b>6.9</b>	<b>195</b>	<b>2</b>	<b>157</b>	<b>190</b>	<b>118</b>	<b>82</b>	<b>1310</b>	<b>10.8</b>





# JATARIE WHITE

**6-4 • Freshman • Forward**  
**Charlotte, N.C. • Providence Day**

- Has played in nine games, missing nine (Dec. 4 - Jan. 8) with a foot injury and three due to illness (Jan. 26 - Feb. 1)
- Has scored in double figures two times
- Sat out the #12/10 Texas A&M (Jan. 26) with flu-like symptoms
- Made her SEC debut with three offensive rebounds in just five minutes against #10/11 Kentucky (Jan. 11)
- Netted 10 points in just 15 minutes against Wisconsin (Nov. 27)
- Scored double digits for first time her career with 11 points in 17 minutes against Clemson (Nov. 20)
- Made her collegiate debut against Southern Cal (Nov. 15), grabbing two rebounds in three minutes of action.

# #40

## Career Highlights

No. 7 recruit in 2014 class (espnW)  
2014 High School All-America (WBCA, McDonald's)

	Season	Career	Miscellaneous
Double-Double	0	0	
10+ Points	2	2	
5+ Assists	0	0	
5+ Steals	0	0	
Tm-High Pts.	0	0	
Tm-High Assts.	0	0	

	Career Highs
Pts	11 vs. Clemson, 11/20/14
Rebs	6 vs. San Diego State, 11/23/14
Blks	.....
Stls	1, 3x, last vs. Wisconsin, 11/27/14
Assts	2 vs. Wisconsin, 11/27/14
Min	22 vs. San Diego State, 11/23/14
FG	5 vs. Clemson, 11/20/14
FT	2 vs. Wisconsin, 11/27/14

	SEC Highs
Pts	3 at Florida, 1/19/15
Rebs	3, 2x, last at Florida, 1/19/15
Blks	1 vs. Kentucky, 1/11/15
Stls	.....
Assts	.....
Min	15 at Florida, 1/19/15
FG	1 at Florida, 1/19/15
FT	1 at Florida, 1/19/15

## 2014-15 Game-by-Game

Opponent	Date	GS	MIN	FG-A	3FG-A	FT-A	Reb	A	TO	B	S	TP
Southern Cal	11/15		3	0-0	0-0	0-0	0-2-2	1	0	0	0	0
Clemson	11/20		17	5-12	0-0	1-1	3-2-5	0	0	0	1	11
San Diego St.	11/23		22	3-5	0-0	0-0	1-5-6	0	0	0	1	6
vs. Wisconsin	11/27		15	4-7	0-0	2-3	1-2-3	2	0	0	1	10
vs. Syracuse	11/28		8	0-2	0-0	0-0	0-0-0	0	0	0	0	0
NC Central	12/1		7	1-1	0-0	0-0	0-1-1	0	2	0	0	2
Charlotte	12/4						— DNP (Injury) —					
at Duke	12/7						— DNP (Injury) —					
vs. Savannah St.	12/14						— DNP (Injury) —					
at Hampton	12/17						— DNP (Injury) —					
vs. C. Michigan	12/20						— DNP (Injury) —					
vs. Liberty	12/21						— DNP (Injury) —					
Auburn	1/2						— DNP (Injury) —					
at LSU	1/4						— DNP (Injury) —					
at Alabama	1/8						— DNP (Injury) —					
Kentucky	1/11		5	0-1	0-0	0-0	3-0-3	0	1	1	0	0
at Missouri	1/15		5	0-0	0-0	0-0	1-1-2	0	1	0	0	0
at Florida	1/19		15	1-3	0-0	1-4	2-1-3	0	3	0	0	3
Texas A&M	1/26						— DNP (Illness) —					
Alabama	1/29						— DNP (Illness) —					
at Ole Miss	2/1						— DNP (Illness) —					

## Career Stats at South Carolina

Year	GP	GS	Min	Avg	FG	FGA	Pct	3FG	FGA	Pct	FT	FTA	Pct	Off	Def	Tot	Avg	PF	FO	A	TO	Blk	Stl	Pts	Avg
2014-15	9	0	97	10.8	14	31	.452	0	0	—	4	8	.500	11	14	25	2.8	8	0	3	7	1	3	32	3.6



# A'JA WILSON

**6-5 • Freshman • Guard**  
**Hopkins, S.C. • Heathwood Hall**

- Has played in every game with one start (Southern Cal)
- Averages 7.8 rebounds per SEC game to rank eighth in the league ... in all games, ranks ninth in the league in both scoring and rebounding
- Has recorded four double-doubles
- Has scored in double figures a team-high 18 times with two 20-point games
- Has led the team in scoring a team-high 10 times – Clemson, vs. Wisconsin, NC Central, Charlotte, Savannah State, vs. Liberty, Auburn, at LSU, Texas A&M, Alabama
- Has been team's top rebounder six times – San Diego State, vs. Syracuse, NC Central, vs. Liberty, at LSU, at Alabama
- Picked up fourth SEC Freshman of the Week award after averaging 15.3 points and 6.7 rebounds in wins over Texas A&M, Alabama and Ole Miss
- Grabbed six of her nine rebounds against #12/10 Texas A&M in the second half after helping build first-half lead with 11 of her team-high 18 points
- Posted 10 of her 16 points at Florida (Jan. 19) in the first half, including six during a 14-2 first-half run that broke open the game
- Scored half of team's points in 6-0 run to close first half at LSU (Jan. 4) and added 12 in second half to prevent any Lady Tiger comeback
- Recorded a double-double in Gamecocks' final game of the month for the second time with 17 points and 10 boards against Liberty (Dec. 21) with 11 of those points coming in the second half
- Scored six points during Gamecocks' 12-2 first-half run against Central Michigan (Dec. 20) that turned a five-point lead into a 15-point advantage
- Poured in career-high 23 points against Savannah State on best shooting night of the season (8-of-10)
- Earned SEC and USBWA National Freshman of the Week honors after leading Gamecocks to three wins (Dec. 1-7)
- Capped the team's comeback from four points down in the final 42 seconds at #9/8 Duke with a game-winning putback with two seconds left ... three of her four made field goals gave team the lead at different points of the second half
- Earned SEC Freshman of the Week (Nov. 24-30) and Junkanoo Jam Lucaya Division MVP honors after averaging 13.0 points and a team-high 8.0 rebounds over the two games at the event
- Recorded first career double-double against No. 22/22 Syracuse (Nov. 28), including critical play in final two minutes after Gamecocks had taken a narrow lead, recording a blocked shot, a putback and a steal

# #22

## Career Highlights

2015 Wooden Award Midseason Top 20 and Naismith Trophy Top 50 Watch List  
 2014 Subway All-Classic Team  
 2014 Junkanoo Jam, Lucaya Division MVP  
 USBWA National Freshman of the Week (Dec. 1-7  
 4-Time SEC Freshman of the Week (Nov. 24-30;  
 Dec. 1-7; Dec. 29-Jan. 4; Jan. 26-Feb. 1)  
 2014 National High School Player of the Year (WBCA, Naismith, Parade)  
 No. 1 recruit in 2014 class (espnW)  
 2014 McDonald's All-America  
 2014 FIBA Americas U18 Championship MVP  
 2014 FIBA Americas U18 Championship (gold)  
 2013 FIBA U19 World Championship (gold)

	Season	Career	Miscellaneous
Double-Double	4	4	
20+ Points	2	2	
10+ Points	18	18	
10+ Rebs	4	4	
5+ Steals	0	0	
Tm-High Pts.	10	10	
Tm-High Rebs.	6	6	

Pts	..... 23 vs. Savannah St., 12/14/14	Career Highs
Rebs	..... 13 at LSU, 1/4/15	
Blks	..... 3, 5x, last vs. Kentucky, 1/11/15	
Stls	..... 3, 4x, last vs. C. Michigan, 12/20/14	
Assts	..... 3, 3x, last vs. Alabama, 1/29/15	
Min	..... 28 vs. Kentucky, 1/11/15	
FG	..... 8, 2x, last vs. Sav. St., 12/14/14	
FT	..... 8 vs. NC Central, 12/1/14	

Pts	..... 21 at LSU, 1/4/15	SEC Career Highs
Rebs	..... 13 at LSU, 1/4/15	
Blks	..... 3, 3x, last vs. Kentucky, 1/11/15	
Stls	..... 2 at Ole Miss, 2/1/15	
Assts	..... 3, 2x, last vs. Alabama, 1/29/15	
Min	..... 28 vs. Kentucky, 1/11/15	
FG	..... 7, 2x, last at Florida, 1/19/15	
FT	..... 7 at LSU, 1/4/15	

## 2014-15 Game-by-Game

Opponent	Date	GS	MIN	FG-A	3FG-A	FT-A	Reb	A	TO	B	S	TP
Southern Cal	11/15	*	16	2-7	0-0	0-2	1-4-5	1	3	1	1	4
Clemson	11/20		20	6-8	0-0	6-7	2-3-5	0	2	1	0	18
San Diego St.	11/23		18	5-9	0-0	5-6	3-6-9	3	0	1	3	15
vs. Wisconsin	11/27		21	4-7	0-0	3-5	1-5-6	1	1	2	3	11
vs. Syracuse	11/28		26	5-13	0-0	5-9	4-6-10	0	1	1	2	15
NC Central	12/1		17	4-12	0-0	8-9	5-3-8	1	1	0	2	16
Charlotte	12/4		25	8-12	0-0	1-3	0-3-3	1	2	3	3	17
at Duke	12/7		26	4-8	0-0	2-5	2-3-5	0	3	1	1	10
vs. Savannah St.	12/14		21	8-10	0-0	7-10	2-4-6	1	1	2	1	23
at Hampton	12/17		17	5-9	0-0	2-2	2-4-6	1	2	1	1	12
vs. C. Michigan	12/20		20	6-9	0-0	0-0	0-5-5	0	1	1	3	12
vs. Liberty	12/21		22	6-11	0-0	5-10	3-7-10	1	0	3	1	17
Auburn	1/2		27	6-17	0-0	0-1	2-8-10	1	1	2	0	12
at LSU	1/4		26	7-11	0-0	7-9	3-10-13	2	5	3	1	21
at Alabama	1/8		19	3-7	0-0	5-7	0-5-5	3	4	3	1	11
Kentucky	1/11		28	3-13	0-0	2-4	4-5-9	1	0	3	0	8
at Missouri	1/15		12	1-3	0-0	1-4	1-3-4	0	1	0	0	3
at Florida	1/19		21	7-11	0-0	2-2	2-7-9	0	1	1	1	16
Texas A&M	1/26		25	6-10	0-0	6-8	1-8-9	1	4	2	1	18
Alabama	1/29		17	7-9	0-0	3-8	3-2-5	3	1	1	0	17
at Ole Miss	2/1		21	4-12	0-0	3-4	4-2-6	1	1	1	2	11

## Career Stats at South Carolina

Year	GP	GS	Min	Avg	FG	FGA	Pct	3FG	FGA	Pct	FT	FTA	Pct	Off	Def	Tot	Avg	PF	FO	A	TO	Blk	Stl	Pts	Avg
2014-15	21	1	445	21.2	107	208	.514	0	0	—	73	115	.635	45	103	148	7.1	41	0	22	35	33	27	287	13.7



Official Basketball Box Score - Game Totals - Final Statistics  
**Southern Cal vs #2 South Carolina**  
 11/15/14 7 p.m. at Columbia, S.C./Colonial Life Arena



**Southern Cal 61 • 0-1**

#	Player	Total		3-Ptr		Rebounds			PF	TP	A	TO	Blk	Stl	Min
		FG-FGA	FG-FGA	FT-FTA	Off	Def	Tot								
13	Horn, Kaneisha	f	4-9	1-1	2-2	1	1	2	4	11	0	1	0	4	20
21	Violetama, Alexyz	f	3-6	1-1	2-2	0	1	1	4	9	0	0	1	2	18
02	Adams, Jordan	g	3-10	0-2	0-0	0	4	4	1	6	1	2	0	1	34
10	Jaco, Courtney	g	1-6	1-3	0-0	0	0	0	0	3	2	2	0	1	27
23	Barrett, Brianna	g	1-7	0-0	5-8	2	3	5	3	7	2	2	0	1	22
05	Calvert, McKenzie	g	2-9	0-2	7-7	1	1	2	1	11	0	1	0	0	23
24	Edelman, Drew	g	5-5	0-0	0-0	3	2	5	3	10	0	3	0	0	16
32	Alofaituli, Kiki	g	0-2	0-0	0-0	0	1	1	3	0	1	0	0	0	15
35	Simon, Kristen	g	2-4	0-0	0-0	1	5	6	4	4	3	4	1	1	24
43	Okonkwo, Amy	g	0-5	0-1	0-0	4	0	4	0	0	0	0	0	0	1
	Team					3	1	4							
	Totals		21-63	3-10	16-20	15	19	34	23	61	9	15	2	10	200

FG % 1st Half: 9-37 24.3% 2nd half: 12-26 46.2% Game: 21-63 33.3% Deaddball  
 3FG % 1st Half: 2-8 25.0% 2nd half: 1-2 50.0% Game: 3-10 30.0% Rebounds  
 FT % 1st Half: 4-4 100.0 2nd half: 12-16 75.0% Game: 16-20 80.0%

**#2 South Carolina 70 • 1-0**

#	Player	Total		3-Ptr		Rebounds			PF	TP	A	TO	Blk	Stl	Min
		FG-FGA	FG-FGA	FT-FTA	Off	Def	Tot								
22	WILSON, A'ja	f	2-7	0-0	0-2	1	4	5	0	4	1	3	1	1	16
24	WELCH, Aleighsa	f	4-5	0-0	2-4	3	4	7	5	10	0	3	4	1	27
33	IBIAM, Elem	c	2-3	0-0	1-2	2	4	6	1	5	0	0	1	1	22
41	COATES, Alaina	c	6-8	0-0	6-6	4	9	13	1	18	0	1	2	0	30
25	MITCHELL, Tiffany	g	4-10	0-3	10-12	1	1	2	3	18	4	6	0	1	38
01	CUEVAS, Bianca	g	0-3	0-2	0-1	0	1	1	2	0	0	1	0	1	5
02	GAINES, Olivia	g	0-0	0-0	0-0	0	0	0	0	0	0	0	0	0	1
05	SESSIONS, Khadijah	g	2-5	2-3	0-0	1	1	2	2	6	2	1	1	1	19
23	ROY, Tina	g	3-6	3-5	0-0	0	2	2	3	9	6	2	1	3	25
31	DOZIER, Asia	g	0-3	0-2	0-0	0	0	0	0	0	1	2	0	0	14
40	WHITE, Jatarie	g	0-0	0-0	0-0	0	2	2	1	0	1	0	0	0	3
	Team					0	3	3							
	Totals		23-50	5-15	19-27	12	31	43	18	70	15	19	10	9	200

FG % 1st Half: 9-25 36.0% 2nd half: 14-25 56.0% Game: 23-50 46.0% Deaddball  
 3FG % 1st Half: 1-5 20.0% 2nd half: 4-10 40.0% Game: 5-15 33.3% Rebounds  
 FT % 1st Half: 8-13 61.5% 2nd half: 11-14 78.6% Game: 19-27 70.4%

Officials: Lisa Mattingly, Jesse Dickerson, Bruce Morris  
 Technical fouls: Southern Cal-None. #2 South Carolina-None.  
 Attendance: 10057

Score by periods	1st	2nd	Total
Southern Cal	24	37	61
#2 South Carolina	27	43	70

Points	In	Off	2nd	Fast	Bench
	Paint	T/O	Chance	Break	
USC	36	22	10	8	25
SC	32	16	14	4	15

Last FG - USC 2nd-02:14, SC 2nd-02:35.  
 Largest lead - USC by 5 1st-17:02, SC by 13 2nd-02:35.

Score tied - 6 times.  
 Lead changed - 7 times.



Official Basketball Box Score - Game Totals - Final Statistics  
**Clemson vs #2/3 South Carolina**  
 11/20/14 7 p.m. at Columbia, S.C./Colonial Life Arena



**Clemson 41 • 2-1**

#	Player	Total		3-Ptr		Rebounds			PF	TP	A	TO	Blk	Stl	Min
		FG-FGA	FG-FGA	FT-FTA	Off	Def	Tot								
24	Ivy Atkism	f	4-6	0-0	0-0	2	0	2	0	8	0	1	1	0	24
00	Shelbie Davenport	g	1-5	1-3	0-0	1	3	4	3	3	0	3	2	0	22
01	Tiffany Lewis	g	3-11	1-3	0-0	0	2	2	3	7	1	4	0	1	27
02	Chelsea Lindsay	g	0-4	0-3	0-0	1	0	1	2	0	0	3	0	1	26
25	Cha'Nelle Perry	g	4-6	0-1	1-2	1	3	4	1	9	3	0	2	0	25
03	Victoria Cardaci	g	1-1	1-1	0-0	0	0	0	0	3	1	0	0	0	5
12	Makayla Johnson	g	1-2	0-0	0-0	2	5	7	4	2	1	2	1	0	16
13	Daneasha Provo	g	0-9	0-5	1-2	2	0	2	0	1	1	0	0	0	21
14	Paige Mosley	g	2-4	0-0	0-0	0	1	1	4	4	0	0	1	1	12
21	Nikki Dixon	g	1-3	1-1	0-0	1	1	2	2	3	0	3	1	1	12
33	Alexis Carter	g	0-1	0-0	1-2	0	0	0	0	1	1	2	0	0	5
34	Justice Wright	g	0-1	0-0	0-0	0	0	0	0	0	0	0	0	0	5
	Team					1	2	3							
	Totals		17-53	4-17	3-6	11	17	28	19	41	8	18	8	4	200

FG % 1st Half: 9-25 36.0% 2nd half: 8-28 28.6% Game: 17-53 32.1% Deaddball  
 3FG % 1st Half: 2-8 25.0% 2nd half: 2-9 22.2% Game: 4-17 23.5% Rebounds  
 FT % 1st Half: 1-2 50.0% 2nd half: 2-4 50.0% Game: 3-6 50.0%

**#2/3 South Carolina 99 • 2-0**

#	Player	Total		3-Ptr		Rebounds			PF	TP	A	TO	Blk	Stl	Min
		FG-FGA	FG-FGA	FT-FTA	Off	Def	Tot								
24	WELCH, Aleighsa	f	8-11	0-0	1-3	2	1	3	1	17	3	0	1	1	24
33	IBIAM, Elem	c	1-2	0-0	1-1	0	3	3	1	3	0	2	2	0	18
41	COATES, Alaina	c	4-10	0-0	4-7	4	6	10	0	12	2	2	0	2	20
05	SESSIONS, Khadijah	g	2-3	1-1	2-3	1	5	6	0	7	4	0	0	1	18
25	MITCHELL, Tiffany	g	6-8	3-4	0-0	0	0	0	2	15	5	1	0	3	25
00	FARMER, India	g	0-0	0-0	0-0	1	0	1	0	0	0	0	0	0	4
01	CUEVAS, Bianca	g	4-10	2-6	0-0	1	2	3	0	10	2	0	0	2	17
02	GAINES, Olivia	g	0-4	0-0	0-0	3	2	5	1	0	2	2	0	1	10
03	DUCKETT, Kaydra	g	0-0	0-0	0-0	0	0	0	0	0	1	0	0	0	3
15	DAVIS, Tiffany	g	1-2	1-2	0-0	0	1	1	0	3	2	0	0	0	8
22	WILSON, A'ja	g	6-8	0-0	6-7	2	3	5	0	18	0	2	1	0	20
31	DOZIER, Asia	g	1-2	1-2	0-0	0	1	1	2	3	4	0	0	0	16
40	WHITE, Jatarie	g	5-12	0-0	1-1	3	2	5	0	11	0	0	0	1	17
	Team					6	1	7							
	Totals		38-72	8-15	15-22	23	27	50	7	99	25	7	6	9	200

FG % 1st Half: 18-35 51.4% 2nd half: 20-37 54.1% Game: 38-72 52.8% Deaddball  
 3FG % 1st Half: 4-8 50.0% 2nd half: 4-7 57.1% Game: 8-15 53.3% Rebounds  
 FT % 1st Half: 5-9 55.6% 2nd half: 10-13 76.9% Game: 15-22 68.2%

Officials: Beverly Roberts, Denise Brooks, Maj Forsberg  
 Technical fouls: Clemson-None. #2/3 South Carolina-None.  
 Attendance: 11012

Score by periods	1st	2nd	Total
Clemson	21	20	41
#2/3 South Carolina	45	54	99

Points	In	Off	2nd	Fast	Bench
	Paint	T/O	Chance	Break	
CU	16	9	7	2	14
SC	46	23	31	8	45

Last FG - CU 2nd-00:33, SC 2nd-01:02.  
 Largest lead - CU by 4 1st-17:36, SC by 60 2nd-01:43.

Score tied - 1 time.  
 Lead changed - 1 time.



Official Basketball Box Score - Game Totals - Final Statistics  
**San Diego State vs #2/3 South Carolina**  
 11/23/14 2 p.m. at Columbia, S.C./Colonial Life Arena



**San Diego State 38 • 1-3**

#	Player	Total		3-Ptr		Rebounds			PF	TP	A	TO	Blk	Stl	Min
		FG-FGA	FG-FGA	FT-FTA	Off	Def	Tot								
02	HUNTER, Kristina	f	0-6	0-0	0-0	1	3	4	1	0	0	3	1	1	25
05	CULBERSON, Chairese	f	1-5	1-3	0-0	2	4	6	2	3	1	2	0	0	23
25	AMARIKWA, Erimma	f	4-9	0-0	1-4	2	4	6	1	9	1	5	0	0	29
11	HARVEY, Ahjalee	g	1-5	1-3	0-0	0	0	0	4	3	1	3	0	1	22
21	JOHNSON, Chloe	g	1-2	0-0	0-0	0	1	1	4	2	0	3	0	1	13
00	SMITH, Deidra	g	2-4	0-0	0-0	2	3	5	2	4	0	3	1	1	14
11	FORT, McKynzie	g	1-7	1-1	1-2	1	1	2	2	4	4	7	0	1	27
22	THORNDERSON, Lexy	g	1-6	0-4	0-0	1	1	2	0	2	0	0	0	0	11
30	GREENHOUSE, Cheyen	g	1-3	1-1	2-2	0	2	2	0	5	1	1	0	0	24
44	BRANDON, Aleiah	g	2-2	2-2	0-0	0	0	0	3	6	0	2	0	0	12
	Team					2	3	5							
	Totals		14-49	6-14	4-8	11	22	33	19	38	8	29	2	7	200

FG % 1st Half: 5-19 26.3% 2nd half: 9-30 30.0% Game: 14-49 28.6% Deaddball  
 3FG % 1st Half: 2-4 50.0% 2nd half: 4-10 40.0% Game: 6-14 42.9% Rebounds  
 FT % 1st Half: 4-8 50.0% 2nd half: 0-0 0.0% Game: 4-8 50.0%

**#2/3 South Carolina 89 • 3-0**

#	Player	Total		3-Ptr		Rebounds			PF	TP	A	TO	Blk	Stl	Min
		FG-FGA	FG-FGA	FT-FTA	Off	Def	Tot								
24	WELCH, Aleighsa	f	3-6	0-0	0-0	3	0	3	0	6	3	0	0	0	17
33	IBIAM, Elem	c	1-3	0-0	2-2	1	1	2	2	4	0	0	0	1	14
02	GAINES, Olivia	g	0-2	0-0	0-0	1	1	2	2	0	1	2	0	2	16
05	SESSIONS, Khadijah	g	2-5	0-2	2-3	0	0	0	0	6	3	0	0	4	14
25	MITCHELL, Tiffany	g	6-8	6-6	2-2	0	2	2	0	20	3	2	0	1	18
00	FARMER, India	g													



Official Basketball Box Score - Game Totals - Final Statistics  
**#22/22 Syracuse vs #1/2 South Carolina**  
 11/28/14 8:00 PM at Freeport Grand Bahamas



**#22/22 Syracuse 63 • 4-1**

#	Player	Total		3-Ptr		Rebounds			PF	TP	A	TO	Blk	Stl	Min
		FG	FGA	FG	FGA	FT	FTA	Off							
01	Alexis Peterson	*	4-10	1-4	0-0	3	3	6	3	9	9	3	0	1	40
10	Isabella Slim	*	1-2	1-2	0-0	1	0	1	1	3	0	1	0	0	11
11	Cornelia Fondren	*	5-7	1-2	1-1	3	3	6	4	12	1	0	0	0	25
13	Brianna Butler	*	6-21	4-10	2-2	0	4	4	3	18	0	4	0	0	31
50	Briana Day	*	3-7	0-0	7-11	7	10	17	3	13	1	2	1	1	37
00	Diamond Henderson		3-8	0-3	0-0	0	0	0	3	6	0	2	0	1	30
22	Taylor Ford		0-3	0-2	2-4	1	7	8	2	2	4	1	0	0	23
44	Amber Witherspoon		0-0	0-0	0-0	0	1	1	2	0	0	1	0	0	3
Team						4	3	7			2				
Totals			22-58	7-23	12-18	19	31	50	21	63	15	16	1	3	200

FG % 1st Half: 14-30 46.7% 2nd half: 8-28 28.6% Game: 22-58 37.9%  
 3FG % 1st Half: 4-12 33.3% 2nd half: 3-11 27.3% Game: 7-23 30.4%  
 FT % 1st Half: 3-5 60.0% 2nd half: 9-13 69.2% Game: 12-18 66.7%

**#1/2 South Carolina 67 • 5-0**

#	Player	Total		3-Ptr		Rebounds			PF	TP	A	TO	Blk	Stl	Min
		FG	FGA	FG	FGA	FT	FTA	Off							
24	WELCH, Aleighsa	f	5-9	0-0	1-2	2	3	5	2	11	3	1	1	0	36
33	IBIAM, Elem	f	0-4	0-0	0-0	2	1	3	4	0	2	2	1	0	15
41	COATES, Alaina	f	0-0	0-0	0-0	0	1	1	2	0	0	0	0	0	13
05	SESSIONS, Khadijah	g	2-8	1-5	0-1	0	1	1	1	5	3	0	1	1	22
25	MITCHELL, Tiffany	g	6-13	3-8	6-8	4	4	8	2	21	3	1	0	1	40-
01	CUEVAS, Bianca		0-4	0-3	0-0	0	0	0	3	0	0	0	0	0	9
02	GAINES, Olivia		0-0	0-0	0-0	0	0	0	0	0	0	0	0	0	2
22	WILSON, A'ja		5-13	0-0	5-9	4	6	10	3	15	0	1	1	2	26
23	ROY, Tina		4-10	4-9	0-0	2	0	2	1	12	5	0	0	0	22
31	DOZIER, Asia		1-1	1-1	0-0	0	0	0	0	3	1	0	0	0	7
40	WHITE, Jatarie		0-2	0-0	0-0	0	0	0	1	0	0	0	0	0	8
Team						2	3	5							
Totals			23-64	9-26	12-20	16	19	35	19	67	17	5	4	4	200

FG % 1st Half: 11-32 34.4% 2nd half: 12-32 37.5% Game: 23-64 35.9%  
 3FG % 1st Half: 4-13 30.8% 2nd half: 5-13 38.5% Game: 9-26 34.6%  
 FT % 1st Half: 5-8 62.5% 2nd half: 7-12 58.3% Game: 12-20 60.0%

Officials: Kathy Lynch, Andy Bills, D'Lynn Schertz  
 Technical fouls: #22/22 Syracuse-None. #1/2 South Carolina-None.  
 Attendance: 342

Score by periods	1st	2nd	Total
#22/22 Syracuse	35	28	63
#1/2 South Carolina	31	36	67

Last FG - SU 2nd-06:43, SC 2nd-00:51.  
 Largest lead - SU by 12 1st-08:41, SC by 7 1st-16:52.

Points	In	Off	2nd	Fast	Bench
SU	16	6	17	0	8
SC	20	11	13	0	30

Score tied - 4 times.  
 Lead changed - 8 times.



Official Basketball Box Score - Game Totals - Final Statistics  
**NC Central vs #1/2 South Carolina**  
 12/01/14 7 p.m. at Columbia, S.C./Colonial Life Arena



**NC Central 26 • 2-4**

#	Player	Total		3-Ptr		Rebounds			PF	TP	A	TO	Blk	Stl	Min
		FG	FGA	FG	FGA	FT	FTA	Off							
25	DIXON, Tisha	f	1-6	0-0	1-4	0	0	0	3	3	1	1	1	1	20
15	DAVIS, Racquel	c	2-3	0-0	2-4	2	2	4	5	6	0	3	0	1	18
13	WILLIAMS, Rachel	g	0-1	0-0	0-0	0	0	0	2	0	0	2	0	0	19
23	JONES, Morgan	g	3-8	1-3	0-0	0	3	3	3	7	0	6	0	0	28
24	CONERLY, Khyra	g	1-5	0-0	0-0	0	1	1	4	2	0	5	0	2	13
03	HYNES, Alexus		0-2	0-1	0-0	0	1	1	0	0	0	4	0	0	21
04	ASKEW, Kristin		1-4	1-2	0-0	1	0	1	0	3	0	1	0	0	13
10	WHALEY-BRIGGS, M.		0-0	0-0	0-0	0	3	3	0	0	0	2	0	0	8
21	WORKS, Nikki		2-12	0-4	1-2	1	2	3	3	5	0	2	0	0	33
32	ATKINSON, Imani		0-3	0-0	0-0	0	0	0	0	0	0	1	0	1	8
33	CLEMENT, Tia		0-0	0-0	0-0	0	0	0	0	0	1	0	0	0	4
35	MORTON, Kierona		0-1	0-0	0-0	0	4	4	1	0	0	0	0	2	15
Team						2	1	3			1				
Totals			10-45	2-10	4-10	6	17	23	22	26	2	28	1	7	200

FG % 1st Half: 6-22 27.3% 2nd half: 4-23 17.4% Game: 10-45 22.2%  
 3FG % 1st Half: 2-5 40.0% 2nd half: 0-5 0.0% Game: 2-10 20.0%  
 FT % 1st Half: 2-6 33.3% 2nd half: 2-4 50.0% Game: 4-10 40.0%

**#1/2 South Carolina 90 • 7-0**

#	Player	Total		3-Ptr		Rebounds			PF	TP	A	TO	Blk	Stl	Min
		FG	FGA	FG	FGA	FT	FTA	Off							
24	WELCH, Aleighsa	f	5-7	0-0	1-1	1	3	4	2	11	2	2	1	1	24
33	IBIAM, Elem	f	4-5	0-0	2-5	1	3	4	1	10	0	0	3	0	20
41	COATES, Alaina	c	4-7	0-0	1-2	0	5	5	2	9	1	1	2	0	21
05	SESSIONS, Khadijah	g	2-2	0-0	0-0	1	3	4	1	4	8	1	0	4	19
25	MITCHELL, Tiffany	g	6-8	1-3	1-2	0	3	3	0	14	4	1	0	7	24
00	FARMER, India		0-0	0-0	0-0	1	1	2	0	0	0	0	0	0	2
01	CUEVAS, Bianca		1-4	1-4	1-2	0	1	1	1	4	5	1	2	3	20
02	GAINES, Olivia		2-3	0-0	0-0	0	1	1	0	4	0	1	0	0	7
03	DUCKETT, Kaydra		1-1	0-0	0-0	0	1	1	0	2	0	1	0	1	4
15	DAVIS, Tiffany		0-1	0-1	0-0	0	1	1	0	0	1	0	0	0	6
22	WILSON, A'ja		4-12	0-0	8-9	5	3	8	2	16	1	1	0	2	17
23	ROY, Tina		0-1	0-1	0-0	0	2	2	0	0	3	1	0	1	13
31	DOZIER, Asia		5-6	3-4	1-1	0	0	0	0	14	1	1	0	2	16
40	WHITE, Jatarie		1-1	0-0	0-0	0	1	1	2	2	0	2	0	0	7
Team						1	2	3							
Totals			35-58	5-13	15-22	10	30	40	11	90	26	13	8	21	200

FG % 1st Half: 14-22 63.6% 2nd half: 21-36 58.3% Game: 35-58 60.3%  
 3FG % 1st Half: 1-3 33.3% 2nd half: 4-10 40.0% Game: 5-13 38.5%  
 FT % 1st Half: 10-16 62.5% 2nd half: 5-6 83.3% Game: 15-22 68.2%

Officials: Sue Blanch, Jesse Dickerson, Eric Brewton  
 Technical fouls: NC Central-None. #1/2 South Carolina-None.  
 Attendance: 8823

Score by periods	1st	2nd	Total
NC Central	16	10	26
#1/2 South Carolina	39	51	90

Last FG - NCCU 2nd-04:15, SC 2nd-00:36.  
 Largest lead - NCCU None, SC by 64 2nd-00:36.

Points	In	Off	2nd	Fast	Bench
NCCU	12	7	3	0	8
SC	58	31	3	34	42

Score tied - 0 times.  
 Lead changed - 0 times.



Official Basketball Box Score - Game Totals - Final Statistics  
**Charlotte vs #1/2 South Carolina**  
 12/04/14 8 p.m. at Columbia, S.C./Colonial Life Arena



**Charlotte 61 • 1-6**

#	Player	Total		3-Ptr		Rebounds			PF	TP	A	TO	Blk	Stl	Min
		FG	FGA	FG	FGA	FT	FTA	Off							
50	RANKIN, Olivia	f	4-5	0-0	0-0	1	1	2	5	8	0	1	0	1	15
03	HOLMES, Ayanna	g	2-6	0-0	4-4	0	2	2	4	8	8	5	0	2	34
20	GORDON, Kira	g	3-9	0-1	1-3	1	3	4	3	7	1	1	1	2	33
21	WEBSTER, Lefty	g	7-13	0-0	3-4	1	0	1	4	17	2	5	0	2	32
22	SIGMON, Hillary	g	4-5	3-3	2-2	2	0	2	3	13	0	6	0	0	26
00	RANSOM, Amaya		0-2	0-0	0-0	0	0	0	0	0	2	0	0	1	5
01	GREGORY, Ciara		0-5	0-3	0-0	3	0	3	1	0	1	0	0	0	16
11	DEMPSEY, Griffin		0-1	0-0	0-0	0	0	0	1	0	1	0	0	0	9
23	OLLEY, Kenya		4-7	0-1	0-0	0	1	1	1	8	0	0	1	1	25
33	BROWN, Tanisha		0-0	0-0	0-0	0	1	1	1	0	1	0	0	0	5
Team						4	0	4							
Totals			24-53	3-8	10-13	12	8	20	23	61	16	18	3	9	200

FG % 1st Half: 10-27 37.0% 2nd half: 14-26 53.8% Game: 24-53 45.3%  
 3FG %





Official Basketball Box Score - Game Totals - Final Statistics  
**Savannah State vs #1/1 South Carolina**  
 12/14/14 12 p.m. at Columbia, S.C. / Colonial Life Arena



**Savannah State 49 • 4-3**

#	Player	Total		3-Ptr		Rebounds			PF	TP	A	TO	Blk	Stl	Min
		FG-FGA	FG-FGA	FT-FTA	Off	Def	Tot								
44	DAVIS, Tiyonda	c	2-3	0-0	0-0	2	2	4	5	4	1	3	0	1	17
01	DORSEY, Briia	g	3-7	0-0	0-1	1	1	2	2	6	2	5	0	0	26
02	HENDRIX, Kenyeta	g	2-7	1-5	2-2	0	1	1	0	7	0	1	0	2	29
04	NORMAN, Jasmine	g	4-8	0-0	1-2	0	0	0	5	9	1	2	0	1	19
23	KALU, Ezinne	g	8-16	0-3	2-4	0	2	2	4	18	2	1	0	1	37
05	FIELDS, Lauryn	g	0-2	0-1	0-0	0	0	0	0	0	0	1	0	0	8
10	NIXON, Klah	g	0-0	0-0	0-0	0	0	0	0	0	0	0	0	0	5
12	YOUNG, Jada	g	1-4	0-0	0-0	0	2	2	3	2	0	2	1	1	10
13	THOMAS, Jazmin	g	0-0	0-0	0-0	0	0	0	1	0	1	1	0	0	3
14	RICHARDSON, Tanease	g	1-3	0-0	0-0	0	2	2	4	2	0	0	0	0	11
15	BUIE, Shanikwa	g	0-3	0-1	1-2	1	3	4	3	1	0	0	0	1	10
24	BROWN, Devja	g	0-5	0-4	0-0	0	0	0	3	0	1	2	0	1	13
25	BUSH, Destini	g	0-1	0-0	0-0	1	2	3	1	0	0	1	1	0	12
	Team					1	0	1			1				
	Totals		21-59	1-14	6-11	6	15	21	31	49	8	20	2	8	200

FG % 1st Half: 10-28 35.7% 2nd half: 11-31 35.5% Game: 21-59 35.6% Deadball Rebounds 0  
 3FG % 1st Half: 1-7 14.3% 2nd half: 0-7 0.0% Game: 1-14 7.1%  
 FT % 1st Half: 1-2 50.0% 2nd half: 5-9 55.6% Game: 6-11 54.5%

**#1/1 South Carolina 111 • 9-0**

#	Player	Total		3-Ptr		Rebounds			PF	TP	A	TO	Blk	Stl	Min
		FG-FGA	FG-FGA	FT-FTA	Off	Def	Tot								
24	WELCH, Aleighsa	f	5-7	0-0	1-4	4	4	8	1	11	0	3	0	1	20
31	DOZIER, Asia	f	0-2	0-1	0-0	0	0	0	0	0	2	0	0	0	15
33	IBIAM, Elem	c	7-9	0-0	7-8	2	2	4	0	21	0	0	1	0	18
05	SESSIONS, Khadijah	g	1-5	0-1	2-3	2	0	2	0	4	4	1	0	4	16
25	MITCHELL, Tiffany	g	6-7	1-1	2-2	0	2	2	2	15	2	0	1	1	21
00	FARMER, India	g	0-2	0-2	1-2	1	1	2	0	1	0	0	0	0	4
01	CUEVAS, Bianca	g	4-7	0-1	1-1	0	1	1	3	9	0	3	0	4	18
02	GAINES, Olivia	g	0-3	0-0	2-2	2	2	4	1	2	1	0	0	0	15
03	DUCKETT, Kaydra	g	0-3	0-0	2-2	2	2	4	1	2	1	0	1	0	7
15	DAVIS, Tiffany	g	0-0	0-0	3-4	0	1	1	1	3	1	0	0	0	10
22	WILSON, A'ja	g	8-10	0-0	7-10	2	4	6	2	23	1	1	2	1	21
23	ROY, Tina	g	0-2	0-0	0-0	0	7	7	1	0	10	2	0	0	18
41	COATES, Alaina	g	7-8	0-0	6-9	3	7	10	0	20	1	2	1	0	17
	Team					2	3	5							
	Totals		38-65	1-8	34-47	20	36	56	12	111	23	12	6	11	200

FG % 1st Half: 22-31 71.0% 2nd half: 16-34 47.1% Game: 38-65 58.5% Deadball Rebounds 5,1  
 3FG % 1st Half: 1-3 33.3% 2nd half: 0-5 0.0% Game: 1-8 12.5%  
 FT % 1st Half: 15-23 65.2% 2nd half: 19-24 79.2% Game: 34-47 72.3%

Officials: Bob Trammell, Jennifer Rezac, Angelica Suffren  
 Technical fouls: Savannah State-None. #1/1 South Carolina-None.  
 Attendance: 9605

Score by periods	1st	2nd	Total
Savannah State	22	27	49
#1/1 South Carolina	60	51	111

Last FG - SSU 2nd-00:34, SC 2nd-03:04.  
 Largest lead - SSU by 2 1st-19:24, SC by 64 2nd-00:52.

Score tied - 2 times.  
 Lead changed - 3 times.



Official Basketball Box Score - Game Totals - Final Statistics  
**#1/1 South Carolina vs Hampton**  
 12/17/14 7:00 pm at Hampton, Va. (HU Convocation Center)



**#1/1 South Carolina 69 • 10-0**

#	Player	Total		3-Ptr		Rebounds			PF	TP	A	TO	Blk	Stl	Min
		FG-FGA	FG-FGA	FT-FTA	Off	Def	Tot								
24	WELCH, Aleighsa	f	1-4	0-0	2-4	3	2	5	3	4	4	1	0	0	24
31	DOZIER, Asia	f	1-5	1-4	0-0	0	0	0	0	3	2	1	1	0	17
33	IBIAM, Elem	c	1-5	0-0	2-4	4	3	7	4	4	2	4	1	0	25
05	SESSIONS, Khadijah	g	1-3	0-1	0-0	1	2	3	2	2	5	0	0	0	24
25	MITCHELL, Tiffany	g	7-10	6-8	0-0	1	3	4	4	20	3	1	0	0	30
01	CUEVAS, Bianca	g	5-6	2-3	0-0	0	1	1	1	12	1	2	0	1	19
02	GAINES, Olivia	g	0-0	0-0	0-0	0	0	0	0	0	0	0	0	0	6
15	DAVIS, Tiffany	g	0-0	0-0	0-0	0	1	1	0	0	0	2	0	0	3
22	WILSON, A'ja	g	5-9	0-0	2-2	2	4	6	3	12	1	2	1	1	17
23	ROY, Tina	g	0-4	0-3	0-0	0	2	2	0	0	1	1	1	0	14
41	COATES, Alaina	g	4-9	0-0	4-6	3	10	13	2	12	0	4	3	0	21
	Team					4	2	6							
	Totals		25-55	9-19	10-16	18	30	46	19	69	19	18	7	2	200

FG % 1st Half: 13-33 39.4% 2nd half: 12-22 54.5% Game: 25-55 45.5% Deadball Rebounds 3  
 3FG % 1st Half: 5-12 41.7% 2nd half: 4-7 57.1% Game: 9-19 47.4%  
 FT % 1st Half: 6-8 75.0% 2nd half: 4-8 50.0% Game: 10-16 62.5%

**Hampton 49 • 3-6**

#	Player	Total		3-Ptr		Rebounds			PF	TP	A	TO	Blk	Stl	Min
		FG-FGA	FG-FGA	FT-FTA	Off	Def	Tot								
23	HOBGOOD, Tyler	f	1-3	0-0	0-2	2	3	5	4	2	0	3	0	0	15
00	TATE-DeFREITAS, Malia	g	7-20	1-4	4-4	0	2	2	1	19	1	3	0	1	40
01	COLE, Kenya	g	3-7	2-6	1-2	2	2	4	2	9	4	1	0	2	40
02	WHITE, Kyani	g	4-7	1-2	2-2	0	0	0	1	11	1	2	0	0	38
15	JORDAN, Ryan	g	3-13	1-4	0-1	0	4	4	4	7	2	1	1	2	38
05	MARSHALL, Jackie	g	0-1	0-1	0-0	0	0	0	0	0	0	0	0	0	2
24	DAVIS, Arielle	g	0-0	0-0	0-0	0	0	0	0	1	0	0	0	0	2
34	WARD, Brielle	g	0-1	0-0	1-2	0	3	3	5	1	0	0	0	0	25
	Team					2	1	3							
	Totals		18-52	5-17	8-13	6	15	21	18	49	8	10	1	5	200

FG % 1st Half: 9-26 34.6% 2nd half: 9-26 34.6% Game: 18-52 34.6% Deadball Rebounds 3  
 3FG % 1st Half: 4-9 44.4% 2nd half: 1-8 12.5% Game: 5-17 29.4%  
 FT % 1st Half: 3-4 75.0% 2nd half: 5-9 55.6% Game: 8-13 61.5%

Officials: Norma Jones, Rachelle Jones, Erika Herriman  
 Technical fouls: #1/1 South Carolina-None. Hampton-None.  
 Attendance: 4000

Score by periods	1st	2nd	Total
#1/1 South Carolina	37	32	69
Hampton	25	24	49

	In	Off	2nd	Fast	Bench
Points	26	10	17	11	36
SC	19	6	4	1	
HU					

Last FG - SC 2nd-00:23, HU 2nd-00:52.  
 Largest lead - SC by 27 2nd-03:58, HU by 1 1st-19:08.

Score tied - 2 times.  
 Lead changed - 4 times.



Official Basketball Box Score - Game Totals - Final Statistics  
**Central Michigan vs #1/1 South Carolina**  
 12/20/14 12:00 PM at Williams Arena (Minneapolis, Minn.)



**Central Michigan 45 • 4-4**

#	Player	Total		3-Ptr		Rebounds			PF	TP	A	TO	Blk	Stl	Min
		FG-FGA	FG-FGA	FT-FTA	Off	Def	Tot								
23	Bradford, Crystal	f	9-18	1-3	1-2	0	4	4	2	20	1	4	0	0	34
32	Bracey, Jas'Mine	f	1-5	0-0	0-1	3	5	8	4	2	1	5	0	1	23
03	Green, Jessica	g	1-10	0-2	2-2	2	0	2	1	4	1	3	0	0	21
10	Breen, Cassandra	g	0-3	0-0	0-0	0	2	2	0	0	0	3	0	0	9
12	Tamm, Kerby	g	1-2	1-2	0-0	0	2	2	0	3	0	0	0	1	31
01	Turner, Da'Jourie	g	1-4	0-2	2-2	0	0	0	0	4	1	1	0	2	21
02	Jones, Lorreal	g	4-9	0-1	2-2	4	4	8	3	10	1	4	0	1	26
14	Corley, Amani	g	1-4	0-1	0-0	0	3	3	0	2	1	3	0	1	18
21	Fabrics, Rikke	g	0-0	0-0	0-0	0	1	1	1	0	0	0	0	0	3
22	Moore, Tinara	g	0-3	0-0	0-0	0	3	3	1	0	1	0	1	0	12
24	Herrington, Karli	g	0-1	0-1	0-0	0	1	1	0	0	0	0	0	0	2
	Team					2	0	2							
	Totals		18-59	2-12	7-9	11	25	36	12	45	7	23	1	6	200

FG % 1st Half: 10-36 27.8% 2nd half: 8-23 34.8% Game: 18-59 30.5% Deadball Rebounds 0  
 3FG % 1st Half: 0-6 0.0% 2nd half: 2-6 33.3% Game: 2-12 16.7%  
 FT % 1st Half: 4-4 100.0% 2nd half: 3-5 60.0% Game: 7-9 77.8%

**#1/1 South Carolina 80 • 11-0**

#	Player	Total		3-Ptr		Rebounds			PF	TP	A	TO	Blk	Stl	Min
		FG-FGA	FG-FGA	FT-FTA	Off	Def	Tot								
24	WELCH, Aleighsa	f	6-10	0-1	0-2	2	1	3	1	12	2	2	0	0	26
31	DOZIER, Asia	f	2-6	0-2	0-0	0	1	1	0	4	3	1	0	1	22
33	IBIAM, Elem	c	5-12	0-0	0-1	6	6	12	1	10	1	0	2	0	18
05	SESSIONS, Khadijah	g	1-3	0-2	0-0	1	1	2	1	2	3	4	0	2	21
25	MITCHELL, Tiffany	g	7-10	3-6	1-2	1	3	4	1	18	2	3	0	5	24
00	FARMER, India	g	0-0	0-0	0-0	0	0	0	0	0	0	0	0	0	1
01	CUEVAS, Bianca	g	1-7	0-4	0-0	1	0	1	0	2	4	1	0	2	18
02	GAINES, Olivia														



Official Basketball Box Score -- Game Totals -- Final Statistics  
**Auburn vs #1/1 South Carolina**  
 01/02/15 7 p.m. at Columbia, S.C. / Colonial Life Arena



**Auburn 58 • 9-5, 0-1 SEC**

#	Player	Total		3-Ptr		Rebounds			PF	TP	A	TO	Blk	Stl	Min
		FG-FGA	FG-FGA	FT-FTA	Off	Def	Tot								
13	Katie Frerking	f	2-13	1-5	0-0	1	4	5	3	5	0	1	0	0	24
44	Tra/Cee Tanner	f	2-5	0-0	0-0	1	4	5	5	4	2	4	1	1	29
10	Brandy Montgomery	g	3-10	0-3	0-0	2	5	7	1	6	0	2	0	1	33
22	Kiani Parker	g	2-3	1-1	0-0	0	2	2	4	5	3	0	0	2	14
40	Khady Dieng	g	0-1	0-0	0-0	0	0	0	2	0	0	0	0	1	12
00	Hasina Muhammad	g	8-18	0-0	10-10	1	1	2	4	26	0	1	3	3	29
23	Jessica Jones	g	0-1	0-1	0-0	0	0	0	2	0	0	0	1	1	6
25	Neydja Petithomme	g	3-6	2-3	2-4	3	1	4	3	10	3	2	0	1	28
35	Asia Robeson	g	1-5	0-1	0-0	2	1	3	1	2	0	1	1	1	17
50	Cabriana Capers	g	0-0	0-0	0-0	1	2	3	0	0	0	0	0	0	8
	Team					2	1	3	1		1				
	Totals		21-62	4-14	12-14	13	21	34	26	58	8	16	6	11	200

FG % 1st Half: 7-29 24.1% 2nd half: 14-33 42.4% Game: 21-62 33.9%  
 3FG % 1st Half: 1-6 16.7% 2nd half: 3-8 37.5% Game: 4-14 28.6%  
 FT % 1st Half: 2-2 100.0% 2nd half: 10-12 83.3% Game: 12-14 85.7%

**#1/1 South Carolina 75 • 13-0, 1-0 SEC**

#	Player	Total		3-Ptr		Rebounds			PF	TP	A	TO	Blk	Stl	Min
		FG-FGA	FG-FGA	FT-FTA	Off	Def	Tot								
24	WELCH, Aleighsa	f	6-6	0-0	0-1	3	3	6	0	12	0	2	1	0	19
31	DOZIER, Asia	f	2-6	1-3	0-0	0	0	0	1	5	4	2	0	1	16
33	IBIAM, Elem	c	5-8	0-0	1-2	2	0	2	3	11	0	1	1	0	19
05	SESSIONS, Khadijah	g	1-2	0-1	1-1	0	3	3	2	3	4	4	0	2	23
25	MITCHELL, Tiffany	g	1-9	1-4	4-4	0	1	1	1	7	4	2	0	2	26
00	FARMER, India	g	0-0	0-0	0-0	0	1	1	0	0	0	0	0	0	2
01	CUEVAS, Bianca	g	4-8	0-2	2-3	0	0	0	2	10	1	2	1	1	20
02	GAINES, Olivia	g	1-1	0-0	1-2	0	1	1	3	3	1	1	0	1	16
15	DAVIS, Tiffany	g	0-0	0-0	0-0	0	0	0	0	0	0	0	0	0	1
22	WILSON, A'ja	g	6-17	0-0	0-1	2	8	10	3	12	1	1	2	0	27
23	ROY, Tina	g	1-1	1-1	0-0	0	1	1	0	3	2	3	0	0	11
41	COATES, Alaina	g	3-4	0-0	5-9	5	9	14	1	11	0	0	1	1	20
	Team					3	0	3							
	Totals		30-62	3-11	14-23	15	27	42	16	77	17	18	6	8	200

FG % 1st Half: 15-33 45.5% 2nd half: 15-29 51.7% Game: 30-62 48.4%  
 3FG % 1st Half: 1-6 16.7% 2nd half: 2-5 40.0% Game: 3-11 27.3%  
 FT % 1st Half: 3-4 75.0% 2nd half: 11-19 57.9% Game: 14-23 60.9%

Officials: Beverly Roberts, Kelly Johnson, Bill Larence  
 Technical fouls: Auburn-TEAM. #1/1 South Carolina-None.  
 Attendance: 16465

Score by periods	1st	2nd	Total
Auburn	17	41	58
#1/1 South Carolina	34	43	77

Last FG - AU 2nd-00:06, SC 2nd-01:53.  
 Largest lead - AU None, SC by 23 2nd-05:53.

Points	In	Off	2nd	Fast	Bench
	Paint	T/O	Chance	Break	
AU	24	12	13	8	38
SC	52	28	16	22	39

Score tied - 0 times.  
 Lead changed - 0 times.



Official Basketball Box Score -- Game Totals -- Final Statistics  
**#1/1 South Carolina vs LSU**  
 01/04/15 2:05 p.m. at Baton Rouge, La. (Maravich Center)



**#1/1 South Carolina 75 • 14-0 (2-0 SEC)**

#	Player	Total		3-Ptr		Rebounds			PF	TP	A	TO	Blk	Stl	Min
		FG-FGA	FG-FGA	FT-FTA	Off	Def	Tot								
24	WELCH, Aleighsa	f	3-4	0-0	0-2	1	4	5	0	6	1	0	1	0	21
31	DOZIER, Asia	f	1-3	1-3	0-0	0	0	0	1	3	1	1	0	0	12
33	IBIAM, Elem	c	1-2	0-0	0-0	0	4	4	2	2	1	0	1	0	18
05	SESSIONS, Khadijah	g	0-1	0-1	0-0	1	2	3	3	0	0	1	0	1	13
25	MITCHELL, Tiffany	g	7-12	3-6	0-0	0	4	4	2	17	2	4	0	1	24
00	FARMER, India	g	0-0	0-0	0-0	0	0	0	0	0	0	0	0	0	2
01	CUEVAS, Bianca	g	2-8	1-4	3-3	0	1	1	2	8	2	2	0	2	18
02	GAINES, Olivia	g	1-3	0-0	0-0	0	0	0	2	2	3	1	0	2	19
03	DAVIS, Tiffany	g	0-0	0-0	0-0	0	0	0	0	0	0	0	0	0	1
15	DAVIS, Tiffany	g	1-1	1-1	0-0	0	3	3	1	3	2	3	0	0	11
22	WILSON, A'ja	g	7-11	0-0	7-9	3	10	13	3	21	2	5	3	1	26
23	ROY, Tina	g	2-6	2-6	0-0	0	1	1	1	6	4	3	0	0	21
41	COATES, Alaina	g	2-2	0-0	3-4	1	3	4	2	7	0	3	2	0	14
	Team					4	0	4							
	Totals		27-53	8-21	13-18	10	32	42	19	75	18	23	7	8	200

FG % 1st Half: 15-30 50.0% 2nd half: 12-23 52.2% Game: 27-53 50.9%  
 3FG % 1st Half: 6-15 40.0% 2nd half: 2-6 33.3% Game: 8-21 38.1%  
 FT % 1st Half: 1-3 33.3% 2nd half: 12-15 80.0% Game: 13-18 72.2%

**LSU 51 • 7-7 (1-1 SEC)**

#	Player	Total		3-Ptr		Rebounds			PF	TP	A	TO	Blk	Stl	Min
		FG-FGA	FG-FGA	FT-FTA	Off	Def	Tot								
23	AMICHA, Stephanie	f	4-6	0-0	0-2	4	3	7	3	8	1	5	0	2	23
42	BOYKIN, Sheila	f	3-6	0-0	0-0	3	8	11	2	6	0	1	0	2	25
11	MONCRIEF, Raigyne	g	3-12	0-0	1-3	2	2	4	1	7	0	1	0	1	22
13	HILL, Rina	g	2-6	0-0	1-2	0	1	1	2	5	1	1	0	0	22
24	HARDEEN, DaSHAWN	g	4-12	0-1	1-2	0	3	3	3	9	0	4	1	3	25
01	DEEMER, Jenna	g	2-6	0-3	1-2	0	0	0	0	5	1	0	0	1	23
03	BETHEL, Akilah	g	0-3	0-0	1-2	2	1	3	2	1	0	2	0	1	13
04	PEDERSEN, Anne	g	3-8	1-3	1-2	1	0	1	3	8	0	2	0	2	26
01	RHODES, Jasmine	g	1-3	0-0	0-1	1	0	1	1	2	1	1	0	1	16
31	JONES, Ann	g	0-2	0-0	0-1	1	1	2	3	0	0	1	0	0	5
	Team					2	0	2							
	Totals		22-64	1-7	6-16	16	19	35	20	51	4	18	1	13	200

FG % 1st Half: 9-27 33.3% 2nd half: 13-37 35.1% Game: 22-64 34.4%  
 3FG % 1st Half: 1-3 33.3% 2nd half: 0-4 0.0% Game: 1-7 14.3%  
 FT % 1st Half: 3-9 33.3% 2nd half: 3-7 42.9% Game: 6-16 37.5%

Officials: Laura Morris, Eric Brewton, Ed Sidlasky  
 Technical fouls: #1/1 South Carolina-None. LSU-None.  
 Attendance: 3438  
 Actual Attendance: 2439

Score by periods	1st	2nd	Total
#1/1 South Carolina	37	38	75
LSU	22	29	51

Last FG - SC 2nd-03:00, LSU 2nd-00:06.  
 Largest lead - SC by 31 2nd-11:07, LSU by 2 1st-18:22.

Score tied - 1 time.  
 Lead changed - 1 time.



Official Basketball Box Score -- Game Totals -- Final Statistics  
**#1/1 South Carolina vs Alabama**  
 01/08/15 6 p.m. at Tuscaloosa, Ala. (Foster Auditorium)



**#1/1 South Carolina 102 • 15-0, 3-0 SEC**

#	Player	Total		3-Ptr		Rebounds			PF	TP	A	TO	Blk	Stl	Min
		FG-FGA	FG-FGA	FT-FTA	Off	Def	Tot								
24	WELCH, Aleighsa	f	5-6	0-0	0-0	0	2	2	4	10	1	0	1	0	22
31	DOZIER, Asia	f	6-8	3-5	0-0	0	2	2	2	15	2	1	0	2	24
33	IBIAM, Elem	c	2-3	0-0	0-0	1	2	3	2	4	0	1	0	0	15
05	SESSIONS, Khadijah	g	1-3	0-1	0-0	1	0	1	0	2	5	0	0	4	18
25	MITCHELL, Tiffany	g	6-10	3-6	1-1	0	1	1	2	16	3	0	0	1	26
00	FARMER, India	g	0-1	0-0	0-0	1	0	1	1	0	0	0	0	0	4
01	CUEVAS, Bianca	g	1-5	1-4	4-4	1	2	3	0	7	3	0	0	0	15
02	GAINES, Olivia	g	1-2	0-1	0-0	1	0	1	1	2	3	0	0	0	13
03	DUCKETT, Kaydra	g	0-0	0-0	0-0	0	1	1	0	0	0	0	0	0	4
15	DAVIS, Tiffany	g	1-1	1-1	1-2	1	0	1	0	4	0	0	0	0	4
22	WILSON, A'ja	g	3-7	0-0	5-7	0	5	5	1	11	3	4	3	1	19
23	ROY, Tina	g	4-4	3-3	0-0	0	2	2	1	11	1	1	0	0	15
41	COATES, Alaina	g	7-8	0-0	6-6	2	1	3	1	20	1	0	3	0	21
	Team					0	4	4							
	Totals		37-58	11-21	17-20	8	22	30	15	102	22	7	7	8	200

FG % 1st Half: 19-28 67.9% 2nd half: 18-30 60.0% Game: 37-58 63.8%  
 3FG % 1st Half: 4-9 44.4% 2nd half: 7-12 58.3% Game: 11-21 52.4%  
 FT % 1st Half: 6-7 85.7% 2nd half: 11-13 84.6% Game: 17-20 85.0%

**Alabama 59 • 11-7, 0-3 SEC**

#	Player	Total		3-Ptr		Rebounds			PF	TP	A	TO	Blk	Stl	Min
		FG-FGA	FG-FGA	FT-FTA	Off	Def	Tot								
13	Hegstetter, Nikki	f	1-4	0-1	0-0	1	0	1	1	2	0	2	1	0	15
20	Williams, Ashley	f	4-7	0-0	2-2	0	2	2	1	10	0	2	0	0	26
25	Hutchen, Briana	f	3-5	0-2	0-0	1	5	6	0	6	0	0	0	2	19
11	Cook, Hannah	g	0-1	0-1	3-5	0	0	0	2	3	0	4	0	0	17
22	Middlebrook, Karyla	g	2-3	0-0	0-0	0	2	2	1	4	2	6	0	0	26
01															



Official Basketball Box Score - Game Totals - Final Statistics  
**#1/1 South Carolina vs Mizou**  
 1/15/15 8 p.m. at Mizou Arena



**#1/1 South Carolina 60 • 17-0, 5-0 SEC**

#	Player	Total		3-Ptr		Rebounds			PF	TP	A	TO	Bk	Stl	Min
		FG-FGA	FG-FGA	FT-FTA	Off	Def	Tot								
24	WELCH, Aleighsa	f	3-10	0-0	2-4	4	10	14	2	8	1	2	1	0	34
31	DOZIER, Asia	f	1-5	1-4	0-0	0	3	3	2	3	0	1	0	0	30
33	IBIAM, Elem	c	0-3	0-0	0-0	1	2	3	3	0	0	3	2	0	14
05	SESSIONS, Khadijah	g	3-7	1-4	0-1	1	4	5	1	7	2	0	0	1	24
25	MITCHELL, Tiffany	g	8-14	2-5	1-2	1	5	6	1	19	1	2	2	3	34
01	CUEVAS, Bianca	g	1-5	0-0	3-4	1	1	2	2	5	1	1	0	1	15
02	GAINES, Olivia	g	0-0	0-0	0-0	0	0	0	1	0	0	0	0	0	2
22	WILSON, A'ja	g	1-3	0-0	1-4	1	3	4	2	3	0	1	0	0	12
23	ROY, Tina	g	0-4	0-4	0-0	1	0	1	0	0	1	1	0	0	8
40	WHITE, Jatarie	g	0-0	0-0	0-0	1	1	2	0	0	0	1	0	0	5
41	COATES, Alaina	g	4-7	0-0	7-8	4	3	7	4	15	0	2	0	0	22
	<b>Team</b>					2	2	4							
	<b>Totals</b>		21-58	4-17	14-23	17	34	51	18	60	6	14	5	5	200

FG % 1st Half: 11-34 32.4% 2nd half: 10-24 41.7% Game: 21-58 36.2% Deadball Rebounds 3  
 3FG % 1st Half: 1-9 11.1% 2nd half: 3-8 37.5% Game: 4-17 23.5%  
 FT % 1st Half: 1-9 22.2% 2nd half: 12-14 85.7% Game: 14-23 60.9%

**Mizzou 49 • 11-7, 1-4 SEC**

#	Player	Total		3-Ptr		Rebounds			PF	TP	A	TO	Bk	Stl	Min
		FG-FGA	FG-FGA	FT-FTA	Off	Def	Tot								
22	Frericks, Jordan	f	2-9	0-0	2-4	2	4	6	5	6	0	2	0	0	26
03	Fowler, Bree	g	1-6	0-2	2-2	1	1	2	4	4	2	0	0	0	25
11	Cunningham, Lindsey	g	1-2	0-0	1-2	0	3	3	2	3	3	1	0	0	36
24	Michaelis, Sierra	g	8-15	4-7	2-3	2	5	7	5	22	1	4	0	1	35
30	Eye, Morgan	g	1-10	1-6	2-2	1	6	7	3	5	0	1	0	3	32
02	Stock, Morgan	g	0-4	0-3	0-0	0	0	0	1	0	0	0	0	0	15
10	Stock, Maddie	g	3-6	2-4	1-2	0	4	4	2	9	0	3	0	1	20
12	Hudyn, Michelle	g	0-1	0-0	0-0	0	1	1	0	0	0	0	0	0	6
23	Robinson, Juanita	g	0-1	0-0	0-0	0	1	1	2	0	0	2	0	0	5
	<b>Team</b>					1	1	2			1				
	<b>Totals</b>		16-54	7-22	10-15	7	26	33	24	49	6	14	0	7	200

FG % 1st Half: 8-29 27.6% 2nd half: 8-25 32.0% Game: 16-54 29.6% Deadball Rebounds 2  
 3FG % 1st Half: 3-11 27.3% 2nd half: 3-8 36.4% Game: 7-22 31.8%  
 FT % 1st Half: 1-3 33.3% 2nd half: 7-8 87.5% Game: 10-15 66.7%

Officials: Michael McConnell, Gina Cross, Doug Knight  
 Technical fouls: #1/1 South Carolina-WELCH, Aleighsa, Mizou-None.  
 Attendance: 1440

Score by periods	1st	2nd	Total
#1/1 South Carolina	25	35	60
Mizzou	20	29	49

Last FG - SC 2nd-02:51, MU 2nd-00:02.  
 Largest lead - SC by 14 2nd-00:15, MU by 2 1st-19:38.  
 Score tied - 4 times.  
 Lead changed - 1 time.



Official Basketball Box Score - Game Totals - Final Statistics  
**#1/1 South Carolina vs Florida**  
 01/19/15 7 p.m. ET at Gainesville, FL \* O'Connell Center



**#1/1 South Carolina 77 • 18-0, 6-0 SEC**

#	Player	Total		3-Ptr		Rebounds			PF	TP	A	TO	Bk	Stl	Min
		FG-FGA	FG-FGA	FT-FTA	Off	Def	Tot								
24	WELCH, Aleighsa	f	3-4	0-0	0-0	0	2	2	1	6	4	2	1	0	21
31	DOZIER, Asia	f	1-2	0-1	0-0	0	0	0	0	2	0	0	0	0	14
33	IBIAM, Elem	c	2-4	0-0	0-0	0	3	3	2	4	0	1	1	0	14
05	SESSIONS, Khadijah	g	0-0	0-0	0-0	1	2	3	3	0	2	1	0	0	13
25	MITCHELL, Tiffany	g	8-10	1-1	1-1	0	0	0	1	18	1	1	0	4	23
00	FARMER, India	g	0-0	0-0	2-2	0	0	0	0	2	0	0	0	1	4
01	CUEVAS, Bianca	g	4-8	1-3	2-2	0	2	2	1	11	4	0	0	0	19
02	GAINES, Olivia	g	0-0	0-0	1-2	1	1	2	1	1	1	1	0	0	6
03	DUCKETT, Kaydra	g	0-1	0-0	0-0	0	0	0	0	0	0	0	0	0	4
15	DAVIS, Tiffany	g	1-2	1-2	0-0	0	2	2	1	3	0	1	0	0	6
22	WILSON, A'ja	g	7-11	0-0	2-2	2	7	9	1	16	0	1	1	1	21
23	ROY, Tina	g	2-4	1-3	0-0	0	1	1	0	5	3	1	0	0	19
40	WHITE, Jatarie	g	1-3	0-0	1-4	2	1	3	1	3	0	3	0	0	15
41	COATES, Alaina	g	3-5	0-0	0-1	2	11	13	1	6	1	3	2	3	21
	<b>Team</b>					1	1	2							
	<b>Totals</b>		32-54	4-10	9-14	9	33	42	13	77	16	16	5	9	200

FG % 1st Half: 17-25 68.0% 2nd half: 15-29 51.7% Game: 32-54 59.3% Deadball Rebounds 2  
 3FG % 1st Half: 1-3 33.3% 2nd half: 3-7 42.9% Game: 4-10 40.0%  
 FT % 1st Half: 5-8 62.5% 2nd half: 4-6 66.7% Game: 9-14 64.3%

**Florida 42 • 9-10, 1-5 SEC**

#	Player	Total		3-Ptr		Rebounds			PF	TP	A	TO	Bk	Stl	Min
		FG-FGA	FG-FGA	FT-FTA	Off	Def	Tot								
23	Copeland, Brooke	f	0-9	0-5	3-4	4	1	5	2	3	1	2	1	0	29
44	Needzen,Haley	f	2-4	0-0	0-0	3	0	3	3	4	1	0	0	0	15
04	Needles,Carlie	g	1-6	0-3	0-0	2	1	3	2	2	0	4	0	1	26
13	Peoples,Cassie	g	1-12	0-4	0-0	2	1	3	1	2	2	4	0	0	29
22	Lewis,Kayla	g	4-10	0-0	0-0	2	6	8	0	8	1	0	0	0	30
01	Williams,Ronni	g	6-14	0-0	0-0	2	1	3	5	12	1	1	0	2	18
03	Miller,January	g	2-9	0-2	0-0	2	2	4	4	4	0	1	0	0	19
11	Anderson,Dyandria	g	2-4	0-0	0-0	1	0	1	0	4	0	1	0	0	17
15	Dimaita,Viktorija	g	0-0	0-0	0-0	0	0	0	0	2	0	2	1	1	10
32	Batchelor,Carla	g	1-2	1-1	0-0	0	2	2	1	3	0	0	0	0	7
	<b>Team</b>					1	2	3							
	<b>Totals</b>		19-70	1-15	3-4	19	16	35	20	42	6	15	2	4	200

FG % 1st Half: 8-37 21.6% 2nd half: 11-33 33.3% Game: 19-70 27.1% Deadball Rebounds 0  
 3FG % 1st Half: 0-4 0.0% 2nd half: 1-11 9.1% Game: 1-15 6.7%  
 FT % 1st Half: 1-2 50.0% 2nd half: 2-2 100.0% Game: 3-4 75.0%

Officials: Lisa Mattingly, Laura Morris, Felicia Grinter  
 Technical fouls: #1/1 South Carolina-None. Florida-None.  
 Attendance: 150  
 Duration: 1:50  
 UF #1 R. Williams fouls out at 11:41(2)

Score by periods	1st	2nd	Total
#1/1 South Carolina	40	37	77
Florida	17	25	42

Points In Off 2nd Fast Bench  
 SC 46 20 11 14 47  
 UF 26 13 12 4 23



Official Basketball Box Score - Game Totals - Final Statistics  
**#12/10 Texas A&M vs #1/1 South Carolina**  
 01/26/15 7 p.m. at Columbia, S.C./Colonial Life Arena



**#12/10 Texas A&M 61 • 16-5 (4-3 SEC)**

#	Player	Total		3-Ptr		Rebounds			PF	TP	A	TO	Bk	Stl	Min
		FG-FGA	FG-FGA	FT-FTA	Off	Def	Tot								
01	Courtney Williams	f	3-21	1-2	5-6	1	4	5	2	12	3	2	0	3	34
03	Achiri Ade	f	5-10	0-0	5-7	2	3	5	3	15	0	1	2	1	38
00	Khaalila Hillsman	c	1-2	0-0	0-0	0	1	1	3	2	0	0	0	0	16
24	Jordan Jones	g	6-10	2-5	0-1	2	2	4	4	14	4	5	0	2	28
33	Courtney Walker	g	5-8	0-0	0-0	0	1	1	3	10	1	6	1	1	35
11	Curtye Knox	g	0-2	0-1	0-0	0	1	1	0	0	2	1	0	0	12
12	Jada Terry	g	0-0	0-0	0-0	0	1	1	0	0	0	0	0	0	2
13	Chelsea Jennings	g	0-3	0-0	0-0	1	2	3	0	0	1	0	0	0	6
15	Tori Scott	g	2-3	0-0	0-0	1	2	2	4	0	0	0	0	0	9
23	Rachel Mitchell	g	2-3	0-0	0-2	1	3	5	4	4	0	1	0	1	18
32	T. Scott-Williams	g	0-0	0-0	0-0	0	0	0	0	0	0	0	0	0	2
	<b>Team</b>					1	0	1							
	<b>Totals</b>		24-62	3-8	10-16	10	19	29	22	61	11	16	3	8	200

FG % 1st Half: 13-28 46.4% 2nd half: 11-34 32.4% Game: 24-62 38.7% Deadball Rebounds 21  
 3FG % 1st Half: 2-4 50.0% 2nd half: 1-4 25.0% Game: 3-8 37.5%  
 FT % 1st Half: 3-4 75.0% 2nd half: 7-12 58.3% Game: 10-16 62.5%

**#1/1 South Carolina 79 • 19-0 (7-0 SEC)**

#	Player	Total		3-Ptr		Rebounds			PF	TP	A	TO	Bk	Stl	Min
		FG-FGA	FG-FGA	FT-FTA	Off	Def	Tot								
24	WELCH, Aleighsa	f	5-9	0-0	2-4	1	6	7	5	12	0	1	2	0	24
31	DOZIER, Asia	f	0-1	0-0	0-0	0	1	1	1	0	1	3	0	0	10
33	IBIAM, Elem	c	3-4	0-0	0-0	1	2	3	1	6	0	1	1	0	17
05	SESSIONS, Khadijah	g	1-2	0-0	2-2	0	2	2	1	4	2	2	1	4	24
25	MITCHELL, Tiffany	g	5-12	0-2	6-6	1	1	2	0	16	3	1	0	2	33
01	CUEVAS, Bianca	g	2-5	0-0	0-0	0	2	2	1	4	1	3	0	1	16
02	GAINES, Olivia	g	0-1	0-0	0-0	0	0	0	0	0	0	0	0	0	7
03	DUCKETT, Kaydra	g	0-0	0-0	0-0	0	0	0	1	0	0	0	0	0	2
15	DAVIS, Tiffany	g	0-1	0-1	2-2	0	2	2	0	2	0	0	0	0	4
22	WILSON, A'ja	g	6-10	0-0	6-8	1	8	9	4	18	1	4	2	1	25
23	ROY, Tina	g	2-2	1-1	0-0	0	1								



Official Basketball Box Score -- Game Totals -- Final Statistics  
**South Carolina vs Ole Miss**  
 2/01/15 3:30 pm at Oxford, Miss. (Tad Smith Coliseum)



**South Carolina 77 • 21-0, 9-0 SEC**

#	Player	Total			3-Ptr			Rebounds			PF	TP	A	TO	Blk	Stl	Min
		FG-FGA	FG-FGA	FT-FTA	FG-FGA	FG-FGA	FT-FTA	Off	Def	Tot							
31	DOZIER, Asia	f	0-1	0-1	0-0	0	1	1	0	0	2	1	0	0	11		
33	IBIAM, Elem	c	4-5	0-0	2-2	1	0	1	2	10	1	1	0	0	14		
05	SESSIONS, Khadijah	g	3-5	0-1	1-3	1	1	2	2	7	3	1	0	2	31		
24	WELCH, Aleighsa	g	2-4	0-0	2-8	1	4	5	2	6	2	0	2	0	32		
25	MITCHELL, Tiffany	g	4-10	2-3	1-3	1	4	5	3	11	1	2	0	1	33		
00	FARMER, India		0-0	0-0	0-0	0	0	0	0	0	0	0	0	0	0+		
01	CUEVAS, Bianca		5-8	2-4	9-11	1	3	4	4	21	0	2	0	1	24		
02	GAINES, Olivia		0-0	0-0	0-0	0	0	0	0	0	0	0	0	0	3		
03	DUCKETT, Kaydra		0-0	0-0	0-0	0	0	0	0	0	0	0	0	0	0+		
22	WILSON, A'ja		4-12	0-0	3-4	4	2	6	2	11	1	1	1	2	21		
23	ROY, Tina		0-1	0-0	1-2	0	1	1	0	1	1	0	0	0	7		
41	COATES, Alaina		2-5	0-0	6-7	5	5	10	2	10	1	2	2	1	24		
	Team					1	4	5									
	<b>Totals</b>		<b>24-51</b>	<b>4-9</b>	<b>25-40</b>	<b>15</b>	<b>25</b>	<b>40</b>	<b>17</b>	<b>77</b>	<b>12</b>	<b>10</b>	<b>5</b>	<b>7</b>	<b>200</b>		

FG % 1st Half: 10-26 38.5% 2nd half: 14-25 56.0% Game: 24-51 47.1% Deadball Rebounds 8  
 3FG % 1st Half: 3-6 50.0% 2nd half: 1-3 33.3% Game: 4-9 44.4%  
 FT % 1st Half: 13-19 68.4% 2nd half: 12-21 57.1% Game: 25-40 62.5%

**Ole Miss 59 • 14-8, 4-5 SEC**

#	Player	Total			3-Ptr			Rebounds			PF	TP	A	TO	Blk	Stl	Min
		FG-FGA	FG-FGA	FT-FTA	FG-FGA	FG-FGA	FT-FTA	Off	Def	Tot							
22	Mccray, Danielle	f	2-6	0-0	2-4	3	1	4	5	6	0	1	0	1	28		
32	Faleru, Tia	f	3-6	0-0	0-2	2	11	13	4	6	1	4	0	1	31		
03	Hayes, A'Queen	g	2-6	0-1	0-4	1	2	3	3	4	5	5	0	3	35		
05	Sisk, Erika	g	3-8	0-2	6-10	1	1	2	4	12	2	4	0	1	38		
23	Sessom, Shandricka	g	6-12	0-5	0-0	2	1	3	5	12	0	1	0	1	11		
11	Joseph, Shequila		3-7	2-4	0-2	3	1	4	4	8	0	0	0	0	14		
12	Frizzell, Gracie		2-5	1-4	0-0	0	1	1	1	5	0	1	0	0	25		
13	Porter, Sarah		0-1	0-0	0-0	0	0	0	0	0	0	0	0	0	1		
15	Briggs, Kelsey		1-3	1-2	0-0	0	0	0	1	3	0	0	0	0	8		
20	Singleton, Amber		1-3	1-2	0-0	2	0	2	5	3	2	0	0	0	9		
	Team					3	1	4									
	<b>Totals</b>		<b>23-57</b>	<b>5-20</b>	<b>8-22</b>	<b>17</b>	<b>19</b>	<b>36</b>	<b>32</b>	<b>59</b>	<b>10</b>	<b>16</b>	<b>0</b>	<b>7</b>	<b>200</b>		

FG % 1st Half: 11-29 37.9% 2nd half: 12-28 42.9% Game: 23-57 40.4% Deadball Rebounds 6  
 3FG % 1st Half: 4-9 44.4% 2nd half: 1-11 9.1% Game: 5-20 25.0%  
 FT % 1st Half: 3-9 33.3% 2nd half: 5-13 38.5% Game: 8-22 36.4%

Officials: R:Tina Napier, U1:Metta Roberts, U2:Jules Gallien  
 Technical fouls: South Carolina-None. Ole Miss-None.  
 Attendance: 1935

Score by periods	1st	2nd	Total
South Carolina	36	41	77
Ole Miss	29	30	59

	Points	In Paint	Off T/O	2nd Chance	Fast Break	Bench
SC	36	18	18	8	43	
OM	26	11	19	4	19	

Last FG - SC 2nd-01:07, OM 2nd-01:23. Score tied - 4 times.  
 Largest lead - SC by 20 2nd-04:24, OM by 9 1st-09:25. Lead changed - 6 times.





**2014-15 South Carolina Basketball**  
**South Carolina Game-by-Game Highs (as of Feb 01, 2015)**  
**All games**



Opponent	Date	Score	Points	Rebounds	Assists	Steals	Blocked shots
SOUTHERN CAL	11/15/14	70-61	18-MITCHELL, Tiffany COATES, Alaina	13-COATES, Alaina	6-ROY, Tina	3-ROY, Tina	4-WELCH, Aleighsa
CLEMSON	11/20/14	99-41	18-WILSON, A'ja	10-COATES, Alaina	5-MITCHELL, Tiffany	3-MITCHELL, Tiffany	2-COATES, Alaina IBIAM, Elem
SAN DIEGO STATE	11/23/14	89-38	20-MITCHELL, Tiffany	9-WILSON, A'ja	5-CUEVAS, Bianca	4-SESSIONS, Khadij CUEVAS, Bianca	1-WILSON, A'ja
vs Wisconsin	11/27/14	67-44	11-WILSON, A'ja	9-COATES, Alaina	4-DOZIER, Asia	3-WILSON, A'ja	2-WELCH, Aleighsa IBIAM, Elem WILSON, A'ja
vs #22/22 Syracuse	11/28/14	67-63	21-MITCHELL, Tiffany	10-WILSON, A'ja	5-ROY, Tina	2-WILSON, A'ja	1-SESSIONS, Khadij IBIAM, Elem WELCH, Aleighsa WILSON, A'ja
NC CENTRAL	12/01/14	90-26	16-WILSON, A'ja	8-WILSON, A'ja	8-SESSIONS, Khadij	7-MITCHELL, Tiffany	3-IBIAM, Elem
CHARLOTTE	12/04/14	82-61	17-WILSON, A'ja	13-COATES, Alaina	4-SESSIONS, Khadij	3-WILSON, A'ja	3-WILSON, A'ja
at #9/8 Duke	12/07/14	51-50	11-DOZIER, Asia	10-COATES, Alaina	4-MITCHELL, Tiffany	3-SESSIONS, Khadij	2-WELCH, Aleighsa
SAVANNAH STATE	12/14/14	111-49	23-WILSON, A'ja	10-COATES, Alaina	10-ROY, Tina	4-SESSIONS, Khadij CUEVAS, Bianca	2-WILSON, A'ja
at Hampton	12/17/14	69-49	20-MITCHELL, Tiffany	13-COATES, Alaina	5-SESSIONS, Khadij	1-WILSON, A'ja CUEVAS, Bianca	3-COATES, Alaina
vs Central Michigan	12/20/14	80-45	18-MITCHELL, Tiffany	12-IBIAM, Elem	4-CUEVAS, Bianca ROY, Tina	5-MITCHELL, Tiffany	2-IBIAM, Elem COATES, Alaina
vs Liberty	12/21/14	84-44	17-WILSON, A'ja	10-WILSON, A'ja	4-DOZIER, Asia	3-GAINES, Olivia	3-WILSON, A'ja
AUBURN	01/02/15	77-58	12-WELCH, Aleighsa WILSON, A'ja	14-COATES, Alaina	4-MITCHELL, Tiffany DOZIER, Asia SESSIONS, Khadija	2-MITCHELL, Tiffany SESSIONS, Khadija	2-WILSON, A'ja
at LSU	01/04/15	75-51	21-WILSON, A'ja	13-WILSON, A'ja	4-ROY, Tina	2-CUEVAS, Bianca GAINES, Olivia	3-WILSON, A'ja
at Alabama	01/08/15	102-59	20-COATES, Alaina	5-WILSON, A'ja	5-SESSIONS, Khadij	4-SESSIONS, Khadij	3-WILSON, A'ja COATES, Alaina
#10/11 KENTUCKY	01/11/15	68-60	19-MITCHELL, Tiffany	11-WELCH, Aleighsa	4-MITCHELL, Tiffany	1-SESSIONS, Khadij WELCH, Aleighsa COATES, Alaina	3-WILSON, A'ja WELCH, Aleighsa
at Mizzou	01/15/15	60-49	19-MITCHELL, Tiffany	14-WELCH, Aleighsa	2-SESSIONS, Khadij	3-MITCHELL, Tiffany	2-MITCHELL, Tiffany IBIAM, Elem
at Florida	01/19/15	77-42	18-MITCHELL, Tiffany	13-COATES, Alaina	4-WELCH, Aleighsa CUEVAS, Bianca	4-MITCHELL, Tiffany	2-COATES, Alaina
#12/10 TEXAS A&M	01/26/15	79-61	18-WILSON, A'ja	11-COATES, Alaina	3-MITCHELL, Tiffany COATES, Alaina	4-SESSIONS, Khadij	2-WELCH, Aleighsa WILSON, A'ja
ALABAMA	01/29/15	85-54	17-WILSON, A'ja	10-COATES, Alaina	5-CUEVAS, Bianca	3-SESSIONS, Khadij	5-COATES, Alaina
at Ole Miss	2/01/15	77-59	21-CUEVAS, Bianca	10-COATES, Alaina	3-SESSIONS, Khadij	2-SESSIONS, Khadij WILSON, A'ja	2-COATES, Alaina WELCH, Aleighsa



**2014-15 South Carolina Basketball**  
**South Carolina Points-Rebounds-Assists (as of Feb 01, 2015)**  
**All games**



Opponent	Date	Score		00	01	02	03	05	15	22
				FARMER,IND	CUEVAS,BIA	GAINES,OLI	DUCKETT,KA	SESSIONS,K	DAVIS,TIFF	WILSON,A'J
SOUTHERN CAL	11/15/14	70-61	w	DNP	0-1-0	0-0-0	DNP	6-2-2	DNP	4-5-1
CLEMSON	11/20/14	99-41	w	0-1-0	10-3-2	0-5-2	0-0-1	7-6-4	3-1-2	18-5-0
SAN DIEGO STATE	11/23/14	89-38	w	1-0-0	11-3-5	0-2-1	DNP	6-0-3	0-2-1	15-9-3
vs Wisconsin	11/27/14	67-44	w	0-0-0	2-1-1	0-1-3	0-0-0	2-4-2	2-0-0	11-6-1
vs #22/22 Syracuse	11/28/14	67-63	w	DNP	0-0-0	0-0-0	DNP	5-1-3	DNP	15-10-0
NC CENTRAL	12/01/14	90-26	w	0-2-0	4-1-5	4-1-0	2-1-0	4-4-8	0-1-1	16-8-1
CHARLOTTE	12/04/14	82-61	w	0-0-0	0-1-1	0-0-0	0-0-0	6-2-4	DNP	17-3-1
at #9/8 Duke	12/07/14	51-50	w	DNP	0-0-0	0-0-0	DNP	0-2-2	DNP	10-5-0
SAVANNAH STATE	12/14/14	111-49	w	1-2-0	9-1-0	2-4-1	2-4-1	4-2-4	3-1-1	23-6-1
at Hampton	12/17/14	69-49	w	DNP	12-1-1	0-0-0	DNP	2-3-5	0-1-0	12-6-1
vs Central Michigan	12/20/14	80-45	w	0-0-0	2-1-4	2-2-0	0-1-0	2-2-3	0-0-0	12-5-0
vs Liberty	12/21/14	84-44	w	0-0-0	6-1-3	2-1-3	0-0-0	0-1-1	0-1-0	17-10-1
AUBURN	01/02/15	77-58	w	0-1-0	10-0-1	3-1-1	DNP	3-3-4	0-0-0	12-10-1
at LSU	01/04/15	75-51	w	0-0-0	8-1-2	2-0-3	0-0-0	0-3-0	3-3-2	21-13-2
at Alabama	01/08/15	102-59	w	0-1-0	7-3-3	2-1-3	0-1-0	2-1-5	4-1-0	11-5-3
#10/11 KENTUCKY	01/11/15	68-60	w	DNP	2-0-0	DNP	DNP	12-5-2	0-0-0	8-9-1
at Mizzou	01/15/15	60-49	w	DNP	5-2-1	0-0-0	DNP	7-5-2	DNP	3-4-0
at Florida	01/19/15	77-42	w	2-0-0	11-2-4	1-2-1	0-0-0	0-3-2	3-2-0	16-9-0
#12/10 TEXAS A&M	01/26/15	79-61	w	DNP	4-2-1	0-0-0	0-0-0	4-2-2	2-2-0	18-9-1
ALABAMA	01/29/15	85-54	w	DNP	6-4-5	6-0-0	0-0-0	7-4-4	DNP	17-5-3
at Ole Miss	2/01/15	77-59	w	0-0-0	21-4-0	0-0-0	0-0-0	7-2-3	DNP	11-6-1

Opponent	Date	Score		23	24	25	31	33	40	41
				ROY,TINA	WELCH,ALEI	MITCHELL,T	DOZIER,ASI	IBIAM,ELEM	WHITE,JATA	COATES,ALA
SOUTHERN CAL	11/15/14	70-61	w	9-2-6	10-7-0	18-2-4	0-0-1	5-6-0	0-2-1	18-13-0
CLEMSON	11/20/14	99-41	w	DNP	17-3-3	15-0-5	3-1-4	3-3-0	11-5-0	12-10-2
SAN DIEGO STATE	11/23/14	89-38	w	5-3-2	6-3-3	20-2-3	5-0-4	4-2-0	6-6-0	10-5-0
vs Wisconsin	11/27/14	67-44	w	7-4-2	4-3-2	7-3-3	7-0-4	8-7-0	10-3-2	7-9-0
vs #22/22 Syracuse	11/28/14	67-63	w	12-2-5	11-5-3	21-8-3	3-0-1	0-3-2	0-0-0	0-1-0
NC CENTRAL	12/01/14	90-26	w	0-2-3	11-4-2	14-3-4	14-0-1	10-4-0	2-1-0	9-5-1
CHARLOTTE	12/04/14	82-61	w	9-1-3	10-9-3	9-1-2	0-0-3	16-3-1	DNP	15-13-3
at #9/8 Duke	12/07/14	51-50	w	0-1-0	8-8-1	7-3-4	11-0-0	8-5-1	DNP	7-10-0
SAVANNAH STATE	12/14/14	111-49	w	0-7-10	11-8-0	15-2-2	0-0-2	21-4-0	DNP	20-10-1
at Hampton	12/17/14	69-49	w	0-2-1	4-5-4	20-4-3	3-0-2	4-7-2	DNP	12-13-0
vs Central Michigan	12/20/14	80-45	w	2-2-4	12-3-2	18-4-2	4-1-3	10-12-1	DNP	16-10-2
vs Liberty	12/21/14	84-44	w	5-3-1	15-4-3	14-1-2	3-4-4	11-5-0	DNP	11-6-2
AUBURN	01/02/15	77-58	w	3-1-2	12-6-0	7-1-4	5-0-4	11-2-0	DNP	11-14-0
at LSU	01/04/15	75-51	w	6-1-4	6-5-1	17-4-2	3-0-1	2-4-1	DNP	7-4-0
at Alabama	01/08/15	102-59	w	11-2-1	10-2-1	16-1-3	15-2-2	4-3-0	DNP	20-3-1
#10/11 KENTUCKY	01/11/15	68-60	w	2-1-1	9-11-2	19-5-4	5-4-2	8-4-0	0-3-0	3-6-0
at Mizzou	01/15/15	60-49	w	0-1-1	8-14-1	19-6-1	3-3-0	0-3-0	0-2-0	15-7-0
at Florida	01/19/15	77-42	w	5-1-3	6-2-4	18-0-1	2-0-0	4-3-0	3-3-0	6-13-1
#12/10 TEXAS A&M	01/26/15	79-61	w	5-1-2	12-7-0	16-2-3	0-1-1	6-3-0	DNP	12-11-3
ALABAMA	01/29/15	85-54	w	5-1-1	8-1-1	11-4-2	5-1-3	6-4-0	DNP	14-10-1
at Ole Miss	2/01/15	77-59	w	1-1-1	6-5-2	11-5-1	0-1-2	10-1-1	DNP	10-10-1



**2014-15 South Carolina Basketball**  
 South Carolina Team Game-by-Game Comparison (as of Feb 01, 2015)  
 All games



Opponent	1st	2nd	Score	Mar	Total FG	FG Pct	3-Pointers	3FG Pct	Free Throws	FT Pct	Rebounds	Assist	T/Over	Block	Steal	Fouls
SOUTHERN CAL	27/24	43/37	70-61	+9	23-50/21-63	.460/.333	5-15/3-10	.333/.300	19-27/16-20	.704/.800	43/34	15/9	19/15	10/2	9/10	18/23
CLEMSON	45/21	54/20	99-41	+58	38-72/17-53	.528/.321	8-15/4-17	.533/.235	15-22/3-6	.682/.500	50/28	25/8	7/18	6/8	9/4	7/19
SAN DIEGO STATE	51/16	38/22	89-38	+51	33-65/14-49	.508/.286	9-19/6-14	.474/.429	14-20/4-8	.700/.500	40/33	25/8	10/29	1/2	18/7	7/19
Wisconsin	31/18	36/26	67-44	+23	28-64/13-46	.438/.283	3-12/4-11	.250/.364	8-14/14-22	.571/.636	41/34	20/10	10/19	7/1	12/1	16/16
#22/22 Syracuse	31/35	36/28	67-63	+4	23-64/22-58	.359/.379	9-28/7-23	.346/.304	12-20/12-18	.600/.667	35/50	17/15	5/16	4/1	4/3	19/21
NC CENTRAL	39/16	51/10	90-26	+64	35-58/10-45	.603/.222	5-13/2-10	.385/.200	15-22/4-10	.682/.400	40/23	26/2	13/28	8/1	21/7	11/22
CHARLOTTE	46/28	36/33	82-61	+21	30-54/24-53	.556/.453	4-13/3-8	.308/.375	8-26/10-13	.692/.769	37/20	21/16	15/18	7/3	7/9	14/23
#9/8 Duke	17/21	34/29	51-50	+1	20-53/18-57	.377/.316	3-12/4-19	.250/.211	8-16/10-13	.500/.769	36/44	8/8	18/22	5/8	12/8	15/16
SAVANNAH STATE	60/22	51/27	111-49	+62	38-65/21-59	.565/.356	1-8/1-14	.125/.071	34-47/6-11	.723/.545	56/21	23/8	12/20	6/2	11/8	12/31
Hampton	37/25	32/24	69-49	+20	25-55/18-52	.455/.346	9-19/5-17	.474/.294	10-16/8-13	.625/.615	48/21	19/8	18/10	7/1	2/5	19/18
Central Michigan	37/24	43/21	80-45	+35	37-72/18-59	.514/.305	3-17/2-12	.176/.167	3-9/7-9	.333/.778	48/36	21/7	16/23	6/1	14/6	7/12
Liberty	44/20	40/24	84-44	+40	31-64/18-55	.484/.327	5-11/2-12	.455/.167	17-26/6-6	.654/1000	48/30	20/10	8/18	6/9	10/4	12/21
AUBURN	34/17	43/41	77-58	+19	30-62/21-62	.484/.339	3-11/4-14	.273/.286	14-23/12-14	.609/.857	42/34	17/8	18/16	6/6	8/11	16/26
LSU	37/22	38/29	75-51	+24	27-53/22-64	.509/.344	8-21/1-7	.381/.143	13-18/6-16	.722/.375	42/35	18/4	23/18	7/1	8/13	19/20
Alabama	48/30	54/29	102-59	+43	37-58/19-51	.638/.373	11-21/4-15	.524/.267	17-20/17-22	.850/.773	30/26	22/7	7/17	7/1	8/4	15/15
#10/11 KENTUCKY	35/38	33/22	68-60	+8	23-68/22-67	.338/.328	4-16/4-15	.250/.267	18-26/12-14	.692/.857	55/37	12/11	16/11	10/8	3/10	13/22
Mizzou	25/20	35/29	60-49	+11	21-58/16-54	.362/.296	4-17/7-22	.235/.318	14-23/10-15	.609/.667	51/33	6/6	14/14	5/0	5/7	18/24
Florida	40/17	37/25	77-42	+35	32-54/19-70	.593/.271	4-10/1-15	.400/.067	9-14/3-4	.643/.750	42/35	16/6	16/15	5/2	9/4	13/20
#12/10 TEXAS A&M	39/31	40/30	79-61	+18	27-55/24-62	.491/.387	1-4/3-8	.250/.375	24-30/10-16	.800/.625	43/29	13/11	16/16	7/3	9/8	20/22
ALABAMA	38/21	47/33	85-54	+31	33-58/19-53	.569/.358	2-13/6-18	.154/.333	17-25/10-13	.680/.769	37/22	20/10	19/21	6/1	12/9	16/22
Ole Miss	36/29	41/30	77-59	+18	24-51/23-57	.471/.404	4-9/5-20	.444/.250	25-40/8-22	.625/.364	40/36	12/10	10/16	5/0	7/7	17/32

Note: Game totals are displayed in the format TEAM/OPPONENT for each category



**2014-15 South Carolina Basketball**  
**South Carolina Combined Team Statistics (as of Feb 01, 2015)**  
**All games**



<b>RECORD:</b>	<b>OVERALL</b>	<b>HOME</b>	<b>AWAY</b>	<b>NEUTRAL</b>
ALL GAMES	21-0	10-0	7-0	4-0
CONFERENCE	9-0	4-0	5-0	0-0
NON-CONFERENCE	12-0	6-0	2-0	4-0

#	Player	gp-gs	min	avg	Total			3-Point		F-Throw		Rebounds			PF/DQ			AST			pts	avg			
					fg-fga	fg%	3fg-fga	3fg%	ft-fga	ft%	off	def	tot	avg	pf	dq	a	to	blk	stl					
25	MITCHELL, Tiffany	21-21	586	27.9	108-208	.519	40-85	.471	56-67	.836	16	45	61	2.9	32	0	58	38	3	38	312	14.9			
22	WILSON, A'ja	21-1	445	21.2	107-208	.514	0-0	.000	73-115	.635	45	103	148	7.0	41	0	22	35	33	27	287	13.7			
41	COATES, Alaina	21-5	438	20.9	78-141	.553	0-0	.000	79-112	.705	63	120	183	8.7	30	0	18	27	35	12	235	11.2			
24	WELCH, Aleighsa	21-21	527	25.1	88-148	.595	0-1	.000	20-48	.417	48	67	115	5.5	37	2	38	33	26	8	196	9.3			
33	IBIAM, Elem	21-21	370	17.6	63-106	.594	0-0	.000	25-37	.676	34	54	88	4.2	43	0	9	22	21	5	151	7.2			
01	CUEVAS, Bianca	21-0	317	15.1	45-114	.395	12-49	.245	28-35	.800	9	23	32	1.5	29	0	39	30	3	27	130	6.2			
23	ROY, Tina	20-0	307	15.4	32-79	.405	22-59	.373	1-2	.500	5	34	39	2.0	15	0	53	24	2	6	87	4.4			
31	DOZIER, Asia	21-15	343	16.3	34-82	.415	19-54	.352	4-6	.667	1	17	18	0.9	15	0	44	21	2	11	91	4.3			
05	SESSIONS, Khadijah	21-20	454	21.6	31-84	.369	8-38	.211	16-29	.552	15	42	57	2.7	27	0	65	28	3	44	86	4.1			
40	WHITE, Jatarie	9-0	97	10.8	14-31	.452	0-0	.000	4-8	.500	11	14	25	2.8	8	0	3	7	1	3	32	3.6			
15	DAVIS, Tiffany	14-0	77	5.5	5-13	.385	4-11	.364	6-9	.667	4	11	15	1.1	5	0	7	9	0	0	20	1.4			
02	GAINES, Olivia	20-1	169	8.5	9-29	.310	0-2	.000	6-8	.750	9	11	20	1.0	17	0	18	9	0	14	24	1.2			
00	FARMER, India	13-0	34	2.6	0-3	.000	0-2	.000	4-6	.667	4	3	7	0.5	1	0	0	1	0	1	4	0.3			
03	DUCKETT, Kaydra	13-0	36	2.8	1-7	.143	0-1	.000	2-2	1.000	2	5	7	0.5	3	0	2	1	2	2	4	0.3			
Team																	41	46	87		1		5		
Total.....		21	4200		615-1253	.491	105-302	.348	324-484	.669	307	595	902	43.0	304	2	376	290	131	198	1659	79.0			
Opponents.....		21	4200		399-1189	.336	78-301	.259	188-285	.660	240	421	661	31.5	444	13	182	380	61	145	1064	50.7			

<b>TEAM STATISTICS</b>	<b>SC</b>	<b>OPP</b>	<b>Date</b>	<b>Opponent</b>	<b>Score</b>	<b>Att.</b>
SCORING	1659	1064	11/15/14	SOUTHERN CAL	w 70-61	10057
Points per game	79.0	50.7	11/20/14	CLEMSON	w 99-41	11012
Scoring margin	+28.3	-	11/23/14	SAN DIEGO STATE	w 89-38	10301
FIELD GOALS-ATT	615-1253	399-1189	@ 11/27/14	vs Wisconsin	w 67-44	167
Field goal pct	.491	.336	@ 11/28/14	vs #22/22 Syracuse	w 67-63	342
3 POINT FG-ATT	105-302	78-301	12/01/14	NC CENTRAL	w 90-26	8823
3-point FG pct	.348	.259	12/04/14	CHARLOTTE	w 82-61	9629
3-pt FG made per game	5.0	3.7	12/07/14	at #9/8 Duke	w 51-50	6004
FREE THROWS-ATT	324-484	188-285	12/14/14	SAVANNAH STATE	w 111-49	9605
Free throw pct	.669	.660	12/17/14	at Hampton	w 69-49	4000
F-Throws made per game	15.4	9.0	12/20/14	vs Central Michigan	w 80-45	2858
REBOUNDS	902	661	12/21/14	vs Liberty	w 84-44	2659
Rebounds per game	43.0	31.5	* 01/02/15	AUBURN	w 77-58	16465
Rebounding margin	+11.5	-	* 01/04/15	at LSU	w 75-51	3438
ASSISTS	376	182	* 01/08/15	at Alabama	w 102-59	2454
Assists per game	17.9	8.7	* 01/11/15	#10/11 KENTUCKY	w 68-60	17156
TURNOVERS	290	380	* 01/15/15	at Mizzou	w 60-49	1440
Turnovers per game	13.8	18.1	* 01/19/15	at Florida	w 77-42	1503
Turnover margin	+4.3	-	* 01/26/15	#12/10 TEXAS A&M	w 79-61	13546
Assist/turnover ratio	1.3	0.5	* 01/29/15	ALABAMA	w 85-54	11927
STEALS	198	145	* 2/01/15	at Ole Miss	w 77-59	1935
Steals per game	9.4	6.9				
BLOCKS	131	61				
Blocks per game	6.2	2.9				
ATTENDANCE	118521	26800				
Home games-Avg/Game	10-11852	7-2968				
Neutral site-Avg/Game	-	4-1506				

\* = SEC game  
 @ = Junkanoo Jam (Freeport, Bahamas)

<b>Score by Periods</b>	<b>1st</b>	<b>2nd</b>	<b>Totals</b>
South Carolina	797	862	1659
Opponents	495	569	1064





**2014-15 South Carolina Basketball**  
**South Carolina Combined Team Statistics (as of Feb 01, 2015)**  
**Conference games**



<b>RECORD:</b>	<b>OVERALL</b>	<b>HOME</b>	<b>AWAY</b>	<b>NEUTRAL</b>
ALL GAMES	9-0	4-0	5-0	0-0
CONFERENCE	9-0	4-0	5-0	0-0
NON-CONFERENCE	0-0	0-0	0-0	0-0

#	Player	gp-gs	min	avg	Total			3-Point		F-Throw		Rebounds				pf	dq	a	to	blk	stl	pts	avg
					fg-fga	fg%	3fg-fga	3fg%	ft-fga	ft%	off	def	tot	avg									
25	MITCHELL, Tiffany	9-9	258	28.7	47-100	.470	12-33	.364	28-32	.875	8	20	28	3.1	14	0	21	14	2	15	134	14.9	
22	WILSON, A'ja	9-0	196	21.8	44-93	.473	0-0	.000	29-47	.617	20	50	70	7.8	20	0	12	18	16	6	117	13.0	
41	COATES, Alaina	9-0	191	21.2	30-51	.588	0-0	.000	38-50	.760	28	50	78	8.7	18	0	7	14	18	8	98	10.9	
24	WELCH, Aleighsa	9-9	230	25.6	35-57	.614	0-0	.000	7-22	.318	15	38	53	5.9	18	1	12	15	12	2	77	8.6	
01	CUEVAS, Bianca	9-0	154	17.1	23-56	.411	5-19	.263	23-27	.852	6	12	18	2.0	14	0	17	17	1	8	74	8.2	
33	IBIAM, Elem	9-9	149	16.6	22-37	.595	0-0	.000	7-8	.875	7	20	27	3.0	19	0	2	8	6	2	51	5.7	
05	SESSIONS, Khadijah	9-9	196	21.8	16-35	.457	4-16	.250	6-13	.462	6	22	28	3.1	14	0	24	16	1	18	42	4.7	
31	DOZIER, Asia	9-9	148	16.4	14-36	.389	8-24	.333	2-2	1.000	0	12	12	1.3	11	0	15	11	1	4	38	4.2	
23	ROY, Tina	9-0	125	13.9	14-31	.452	9-23	.391	1-2	.500	1	9	10	1.1	6	0	16	13	0	1	38	4.2	
15	DAVIS, Tiffany	6-0	27	4.5	3-5	.600	3-5	.600	3-4	.750	1	7	8	1.3	2	0	2	4	0	0	12	2.0	
02	GAINES, Olivia	8-0	75	9.4	5-9	.556	0-1	.000	4-6	.667	2	2	4	0.5	8	0	8	3	0	4	14	1.8	
40	WHITE, Jatarie	3-0	25	8.3	1-4	.250	0-0	.000	1-4	.250	6	2	8	2.7	1	0	0	5	1	0	3	1.0	
00	FARMER, India	5-0	12	2.4	0-1	.000	0-0	.000	2-2	1.000	1	1	2	0.4	1	0	0	0	0	1	2	0.4	
03	DUCKETT, Kaydra	6-0	14	2.3	0-2	.000	0-1	.000	0-0	.000	0	1	1	0.2	1	0	0	0	0	0	0	0.0	
Team												18	17	35						1			
Total.....		9	1800		254-517	.491	41-122	.336	151-219	.689	119	263	382	42.4	147	1	136	139	58	69	700	77.8	
Opponents.....		9	1800		185-540	.343	35-134	.261	88-136	.647	112	175	287	31.9	203	8	73	144	22	73	493	54.8	

<b>TEAM STATISTICS</b>	<b>SC</b>	<b>OPP</b>	<b>Date</b>	<b>Opponent</b>	<b>Score</b>	<b>Att.</b>
SCORING	700	493	* 01/02/15	AUBURN	w 77-58	16465
Points per game	77.8	54.8	* 01/04/15	at LSU	w 75-51	3438
Scoring margin	+23.0	-	* 01/08/15	at Alabama	w 102-59	2454
FIELD GOALS-ATT	254-517	185-540	* 01/11/15	#10/11 KENTUCKY	w 68-60	17156
Field goal pct	.491	.343	* 01/15/15	at Mizzou	w 60-49	1440
3 POINT FG-ATT	41-122	35-134	* 01/19/15	at Florida	w 77-42	1503
3-point FG pct	.336	.261	* 01/26/15	#12/10 TEXAS A&M	w 79-61	13546
3-pt FG made per game	4.6	3.9	* 01/29/15	ALABAMA	w 85-54	11927
FREE THROWS-ATT	151-219	88-136	* 2/01/15	at Ole Miss	w 77-59	1935
Free throw pct	.689	.647				
F-Throws made per game	16.8	9.8				
REBOUNDS	382	287				
Rebounds per game	42.4	31.9				
Rebounding margin	+10.6	-				
ASSISTS	136	73				
Assists per game	15.1	8.1				
TURNOVERS	139	144				
Turnovers per game	15.4	16.0				
Turnover margin	+0.6	-				
Assist/turnover ratio	1.0	0.5				
STEALS	69	73				
Steals per game	7.7	8.1				
BLOCKS	58	22				
Blocks per game	6.4	2.4				
ATTENDANCE	59094	10770				
Home games-Avg/Game	4-14774	5-2154				
Neutral site-Avg/Game	-	0-0				

\* = SEC game  
 @ = Junkanoo Jam (Freeport, Bahamas)

<b>Score by Periods</b>	<b>1st</b>	<b>2nd</b>	<b>Totals</b>
South Carolina	332	368	700
Opponents	225	268	493