



SOUTH CAROLINA BASKETBALL

MBB CONTACT: EMILY MILES // EFEENEY@MAILBOX.SC.EDU // 803-777-7743 // @EMILYFEENEYSID

2015-16 SCHEDULE

OVERALL: 6-0 | SEC: 0-0

NOVEMBER

8	Allen +	W, 71-43
14	Norfolk State %	W, 84-69
16	Oral Roberts	W, 84-66
20	vs. DePaul !	W, 76-61
21/22	vs. Hofstra !	W, 94-84
23	vs. Tulsa !	W, 83-75
27	Lipscomb	W, 92-76
30	Western Carolina	7 p.m./SECN

DECEMBER

5	USF	4 p.m./ SECN
15	Drexel	7 p.m./SECN+
18	at Clemson ^	7 p.m./ESPN3
22	vs. St. John's &	9 p.m./CBSSN
30	Francis Marion	7 p.m./SECN+

JANUARY

2	Memphis	6 p.m./ESPNU
5	at Auburn*	7 p.m./ SECN
9	Vanderbilt*	3 p.m./ESPNU
13	at Alabama*	9 p.m./ SECN
16	Missouri*	1 p.m./ SECN
19	at Ole Miss*	7 p.m./ SECN
23	at Tennessee*	Noon/ SECN
26	Mississippi State*	7 p.m./ SECN
30	Alabama*	6 p.m./ SECN

FEBRUARY

2	at Georgia*	7 p.m./ESPN/U/SECN
6	at Texas A&M*	4 p.m./ESPNU
10	LSU*	7 p.m./ESPN2
13	Kentucky*	Noon/ESPN/2
16	at Missouri*	7 p.m./ SECN
20	Florida*	Noon/ SECN
24	Tennessee*	9 p.m./ SECN
27	at Mississippi State*	2:30/ SECN

MARCH

3	Georgia*	7 p.m./ESPN/2
5	at Arkansas*	5 p.m./SECN
9-13	SEC Tournament (Nashville)	TBD

All home games in **bold** | All times listed Eastern
 * indicates SEC contest | + indicates exhibition |
SECN+ - SEC Network + | **SECN** - SEC Network
 | **CBSSN** - CBS Sports Network | % - Paradise Jam
 (Columbia, S.C.) | ! - Paradise Jam (St. Thomas,
 USVI) | & - Hall of Fame Shootout (Uncasville,
 Conn.) | ^ - game played at Bon Secours Arena



SOCIAL HUB

@GAMECOCKMBB // #GAMECOCKS
FACEBOOK.COM/GAMECOCKMBB

SOUTH CAROLINA (6-0) VS. WESTERN CAROLINA (2-3)

MON., NOV. 30 • COLONIAL LIFE ARENA (18,000) • COLUMBIA, S.C. • 7 P.M. ET



GAMECOCKS



CATAMOUNTS

VS.

Head Coach: Frank Martin (FIU, '93)
Record At Carolina: 51-54 (4th season)
Career Record: 168-108 (9th season)
Record vs. WCU: 0-0

Top scorer: Chatkevicius (16.3)
Top rebounder: Kacinas (6.8)
Top assist maker: Thornwell (4.3)
Media Relations: Emily Miles
Twitter: @GamecockMBB

Head Coach: Larry Hunter (Ohio, '71)
Record At WCU: 157-172 (11th season)
Career Record: 666-396 (36th season)
Record vs. S. Carolina: 0-3

Top scorer: Brown (19.2)
Top rebounder: Brummitt (6.4)
Top assist maker: Brown (3.0)
Media Relations: Sean Forrester
Twitter: @Catamounts

GAME 7

Broadcast: SEC Network
Play-By-Play: Mike Morgan
Analyst: Andrew Declercq

Radio: Gamecock Radio Network
Play-By-Play: Andy Demetra
Analyst: Casey Manning
Sirius: 157; **XM:** NA

Watch: WatchESPN
Live Stats: GamecocksOnline.com
Tickets: GamecocksOnline.com/
 Box Office

Series: SC leads 8-0
Last Meeting: SC win, 75-50,
 Nov. 11, 2011, in Columbia
Columbia Series: SC 7-0

PROBABLE STARTERS

SOUTH CAROLINA	HT.	WT.	YR.	HOMETOWN	PPG	RPG	MPG
G - #15 PJ Dozier	6-6	200	Fr.	Columbia, S.C.	7.5	4.5	18.8
G - #0 Sindarius Thornwell	6-5	215	Jr.	Lancaster, S.C.	11.2	5.7	31.2
F - #25 Mindaugas Kacinas	6-7	229	Sr.	Klaipeda, Lithuania	14.5	6.8	31.2
F - #24 Michael Carrera	6-5	214	Sr.	Anzoategui, Venezuela	10.8	6.0	24.2
F - #14 Laimonas Chatkevicius	6-11	245	Sr.	Klaipeda, Lithuania	16.3	4.3	24.7
WESTERN CAROLINA	HT.	WT.	YR.	HOMETOWN	PPG	RPG	MPG
G - #2 Mike Brown	6-3	175	Sr.	Charlotte, N.C.	19.2	5.6	30.6
G - #3 Rhett Harrelson	5-10	170	Sr.	Enterprise, Ala.	10.0	2.3	28.7
G - #11 Haboubacar Mutombo	6-5	190	R-So.	Pickering, Ontario	4.4	2.4	15.8
F - #23 Justin Browning	6-4	175	Sr.	Sylacauga, Ala.	8.8	5.8	27.6
F - #4 Torrion Brummitt	6-7	240	Sr.	Columbus, Ga.	16.2	6.4	26.0

TODAY'S GAME

The Gamecocks host Western Carolina on Monday, continuing a four-game homestand. The Gamecocks look to extend their win streak to seven games vs. the Catamounts. Monday's matchup marks the first between the two schools since the 2011-12 season, and the ninth overall in the series.
















GAME STORYLINES

- South Carolina is in its 108th season of varsity basketball in 2015-16.
- Carolina is led by fourth-year head coach Frank Martin. Alongside him are associate head coach Matt Figger, assistant coaches Perry Clark and Lamont Evans and director of men's hoops operations, Andy Assaley.
- For the third-straight game South Carolina hit over 50% from the field and ran away with a 92-76 win vs. visiting Lipscomb last Friday in an afternoon matinee. Six Gamecocks hit double-figures, led by senior forward Laimonas Chatkevicius' 17. Junior guard Sindarius Thornwell struggled from the floor, but he posted six assists, leading four Gamecocks with at least five helpers in the contest.
- The Gamecocks captured the 2015 Paradise Jam championship on Nov. 23 after defeating Tulsa 83-75 in the finale. For the second straight game, five Gamecocks registered double-figures, led by senior forward Laimonas Chatkevicius' game-best 17. Fellow senior forward Michael Carrera was just one rebound shy of a double-double with 16 points and nine boards.
- South Carolina's 6-0 start to the season is the best start since the 2003-04 Gamecocks began the year 8-0.
- South Carolina senior forward Mindaugas Kacinas and junior guard Sindarius Thornwell were both named to the Paradise Jam All-Tournament Team. Thornwell was named the event's MPV after averaging 13.3 points, 7.3 rebounds, 3.7 assists



SOUTH CAROLINA GAMECOCKS

OVERALL: 6-0; SEC: 0-0; HOME: 3-0; AWAY: 0-0; NEUTRAL: 3-0

0		SINDARIUS THORNWELL - Jr. - G - 6-5 - 215 - Lancaster, S.C. MIN PTS RBS AST FG% 3FG% FT% 31.2 11.2 5.7 4.3 31.6 23.5 75.0	- 4th career double-double vs. DePaul with 10 points and 10 rebounds - 14 points, nine rebounds and six assists in win vs. Hofstra - Paradise Jam Tournament MPV; avgd. 13.3 points, 7.4 rebs, 3.7 app. at Jam - Third game with at least 5 assists, posting team high 6 vs. Lipscomb
1		MARCUS STROMAN - So. - G - 6-2 - 185 - Columbia, S.C. MIN PTS RBS AST FG% 3FG% FT% 18.2 2.8 2.0 1.2 33.3 40.0 66.7	- An assist and a rebound vs. Oral Roberts - Scored seven points and pulled down three rebounds vs. DePaul - Two assists and one steal vs. Hofstra - DNP vs. Lipscomb due to an outside left quad strain
2		RAYMOND DOBY - Fr. - F - 6-6 - 233 - Cahokia, Ill. MIN PTS RBS AST FG% 3FG% FT% 1.3 0.0 0.3 0.0 0.0 0.0 0.0	- A three-star prospect according to ESPN.com and 247sports.com - Played his senior season at Montrose Christian School and spent a post-grad year at St. John's Northwestern Military Academy in Wisconsin - Collected a rebound and an assist in exhibition vs. Allen
4		JAMALL GREGORY - Fr. - G - 6-2 - 202 - Washington, D.C. MIN PTS RBS AST FG% 3FG% FT% 1.3 0.0 0.3 0.0 0.0 0.0 0.0	- An extremely athletic and explosive athlete - Spent a post-grad year at Elev8 Institute, helping his squad to the National Prep Championship Tournament - Collected a rebound, three assists and a steal in exhibition vs. Allen
5		TEMARCUS BLANTON - R-Fr. - G - 6-5 - 2015 - Locust Grove, Ga. MIN PTS RBS AST FG% 3FG% FT% 2.3 0.0 0.0 0.3 0.0 0.0 0.0	- Suffered a hip injury that required surgery during the 2014-15 preseason and missed the entire campaign - Scored seven points in just six minutes on the floor in exhibition vs. Allen - Played a season high five minutes vs. Lipscomb
10		DUANE NOTICE - Jr. - G - 6-2 - 218 - Woodbridge, Ontario MIN PTS RBS AST FG% 3FG% FT% 24.7 12.8 2.5 2.5 36.1 50.0 80.8	- 11 points, including a perfect 2-of-2 from 3-point range, vs. DePaul - Ranks second in the SEC with a 55.6 3-point FG% - 11 points and one assist in Paradise Jam Championship vs. Tulsa - 16 points with five rebounds, five assists and three steals vs. Lipscomb
14		LAIMONAS CHATKEVICIUS - Sr. - F - 6-11 - 245 - Klaipeda, Lithuania MIN PTS RBS BLK FG% 3FG% FT% 24.7 16.3 4.3 1.3 59.4 50.0 73.1	- 17 points, 5 rebounds and 3 blocks in win vs. Hofstra - Led team with 17 points, pulling down three rebounds in Paradise Jam Champ - Team high 17 points, along with three rebounds, a block, an assist and a steal in 24 minutes in win vs. Lipscomb/leads team with 16.3 PPG
15		PJ DOZIER - Fr. - G - 6-6 - 200 - Columbia, S.C. MIN PTS RBS AST FG% 3FG% FT% 18.8 7.5 4.5 2.7 44.2 50.0 14.3	- A pair of steals, while scoring seven points in win vs. DePaul - Best game of the season vs. Hofstra, 12 points, 9 rebounds and two assists - Eight points, including two 3s, with four rebounds and four assists vs. Tulsa - 11 points, six rebounds and five helpers in win vs. Lipscomb
20		JUSTIN MCKIE - Jr. - G - 6-4 - 197 - Columbia, S.C. MIN PTS RBS AST FG% 3FG% FT% 8.8 2.2 1.0 1.0 28.6 12.5 1.000	- Set career high with 12 points in win vs. Marshall last season - Three points and three assists in exhibition vs. Allen - Solid in win vs. Lipscomb, posting six points, and dishing a career high five assists with one steal in 19 minutes
21		JOHN RAGIN - Fr. - G - 6-2 - 177 - Eastover, S.C. MIN PTS RBS AST FG% 3FG% FT% - - - - - - -	- Averaged 13 points during senior season at Cardinal Newman High School - Earned all-state, all-region and all-conference honors during prep career
23		ERIC COBB - Fr. - F - 6-9 - 296 - Jacksonville, Fla. MIN PTS RBS BLK FG% 3FG% FT% 7.7 2.0 1.8 0.0 75.0 0.0 0.0	- Starred in exhibition vs. Allen with game best 14 rebounds and 8 points in 23 min. - Limited action vs. Norfolk State/but returned with six points, three rebounds vs. ORU - Pulled down three rebounds vs. DePaul
24		MICHAEL CARRERA - Sr. - F - 6-5 - 214 - Anzoátegui, Venezuela MIN PTS RBS BLK FG% 3FG% FT% 24.2 10.8 6.0 0.7 53.5 58.3 80.0	- Seven points and seven rebounds, with a game high four assists in win vs. DePaul - Strong vs. Hofstra, scoring a season high 17 points and collecting 4 rebounds, 2 blocks - 16 points, nine rebounds, two assists in Paradise Jam Championship vs. Tulsa - 13 points, three steals in win vs. Lipscomb
25		MINDAUGAS KACINAS - Sr. - F - 6-7 - 229 - Klaipeda, Lithuania MIN PTS RBS AST FG% 3FG% FT% 31.2 14.5 6.8 1.3 57.1 21.4 66.7	- Team leader for second-straight game, 18 points, 5 rebounds, one assist vs. Hofstra - Paradise Jam All-Tourney team after averaging 17.3 points and 6.0 rebounds per game in tournament play/11 points, eight rebounds vs. Tulsa in championship - 15 points, six rebounds and one block, hitting 7-10 from the field vs. Lipscomb
30		CHRIS SILVA - Fr. - F - 6-9 - 220 - Libreville, Gabon MIN PTS RBS BLK FG% 3FG% FT% 12.5 6.2 4.2 0.8 38.1 0.0 65.6	- Native of Gabon, but played high school basketball at Roselle Catholic in N.J. - 12 points and a game high 9 rebounds, with two blocks in opener vs. Norfolk St. - Scored 7 points, including 5-of-6 from FT line, with 3 rebounds vs. Hofstra - 12 points, seven rebounds, two blocks in win vs. Lipscomb
31		JARRELL HOLLIMAN - R-So. - F - 6-7 - 200 - Alpharetta, Ga. MIN PTS RBS AST FG% 3FG% FT% 1.0 0.0 0.0 0.0 0.0 0.0 0.0	- Played one year at Elmhurst College - Also ran track and field during high school career - A music major who one day would like to play in a symphony

INTERVIEW POLICIES

All interview requests must be made in advance to SID Emily Miles in the South Carolina Media Relations Office. Beginning with the start of practice in October, Miles will release a weekly coach and student-athlete availability schedule to media on Mondays.

Post-Game Interview Policy: After each home game, the visiting coach will address the media first, followed by South Carolina student-athletes then South Carolina head coach Frank Martin. (Depending on deadline, this may be altered on a game-by-game basis).

Road Interview Policy: Interviews with Coach Martin and Gamecock student-athletes while on the road will be scheduled according to the home post-game media procedure.

All interviews are to be coordinated through the Media Relations Office. This allows the staff to arrange the interview when it best suits the student-athlete's and the reporter's schedules. Please contact the Media Relations Office in advance to make your interview requests. Media are not permitted to contact student-athletes on their own at any time.

All interviews will take place at the designated media interview site for that day as listed in the weekly availability schedule or in the Media Relations Office.

Dormitory, apartment and cell phone numbers for student-athletes will not be provided to the media. Should you need to conduct a telephone interview with a student-athlete, a call will be placed to you from the student-athlete at a mutually agreeable time.

SOUTH CAROLINA MEDIA RELATIONS

Emily Miles, primary contact

Associate Director

cell: 803-727-3284

e-mail: efeeny@mailbox.sc.edu

Twitter: @EmilyFeeneySID

Website: www.GamecocksOnline.com

Facebook: www.Facebook.com/GamecockMBB

Twitter: @GamecockMBB

Instagram: @GamecockMBB

STAT COMPARISON

	SC	WCU	NCAA Rank
Record	6-0	2-3	1/229
Conference Record	0-0	0-0	-
Current Streak	W6	L1	-
Scoring Avg.	85.5	75.0	34/171
Opponent Scoring Avg.	71.8	74.6	172/232
Scoring Margin	+13.7	+0.4	65/214
Field Goal %	.458	.407	121/269
Opponent Field Goal %	.414	.457	143/275
3-Point Field Goal %	.388	.281	59/303
Opponent 3-Point Field Goal %	.376	.247	281/14
3-Point Field Goal Made PG	6.3	7.2	226/159
3-Point Field Goal Attempts PG	16.3	25.6	205/67%
Free Throw %	.702	.708	126/108
Opponent Free Throw %	.719	.715	-
Rebounding Avg.	41.8	40.0	63/101
Opponent Rebounding Avg.	29.8	37.0	-
Rebounding Margin	+12.0	+3.0	19/141
Turnovers Avg.	11.7	14.4	81/251
Opponent Turnover Avg.	15.5	15.8	-
Assists Avg.	15.3	13.4	101/188
Blocks Avg.	4.3	2.8	96/234
Steals Avg.	7.0	8.2	117/58

% indicates total attempts

NCAA stats games through Nov. 27

BY THE NUMBERS

9

As of games through Nov. 27, only nine schools in the country have both their men's and women's basketball teams undefeated.

19th

South Carolina's +12.0 rebound margin ranks 19th nationally in games through Nov. 27. The mark leads the SEC, with Kentucky in second at +11.8.

24

South Carolina's 24 assists vs. Lipscomb were the most since also dishing 24 vs. the Citadel on Nov. 12, 2007.

7-7

Senior forward Laimonas Chatkevicius was a perfect 7-of-7 from the floor vs. Lipscomb. In the last three games he is a combined 21-of-31 from the field (66.7%).

A SOUTH CAROLINA WIN WOULD ...

- Extend Carolina's win streak to seven games, the best since 2003-04
- Dating back to last season, a win would mark the ninth win in the last 10 games for Carolina, the only loss in the SEC Tourney quarterfinals to Georgia
- Be the Gamecocks first over a member of the Southern Conference since a 57-45 win vs. Wofford on Dec. 28, 2011.

and just 1.7 turnovers per game. Thornwell also collected 2.3 steals per outing, including a season high five vs. Tulsa.

- Led by senior forward Mindaugas Kacinas' 18 points, all five Gamecock starters scored in double figures, and Carolina posted a 94-84 victory over a previously undefeated Hofstra squad, in the semi-final round of the Paradise Jam in St. Thomas on Nov. 22. The game, which didn't end until past 12:30 AM local time, saw both team's shoot above 50 percent from both the floor and 3-point range. Junior guard Sindarius Thornwell dished a team best six assists, and rookie point guard PJ Dozier put together the best game of his young career with a 12-point, nine-rebound effort in the win.

- Led by a career high 23 points from senior forward Mindaugas Kacinas, South Carolina posted a 76-61 win over DePaul in the opening round of the Paradise Jam on Nov. 20. Kacinas scored 14 in the first half, and finished the game hitting 10-of-15 from the free throw line, also career highs. Junior guard Sindarius Thornwell collected the fourth double-double of his career with 10 points and a game best 10 rebounds. Carolina held the Blue Demons to just 36.5 percent from the floor, and just 21.4 percent from 3.

- The Gamecocks held a 33-30 halftime lead against Oral Roberts on Nov. 16, but 19 second-half points from senior forward Laimonas Chatkevicius fueled a 51-36 Gamecock advantage in the second stanza, which resulted in an 84-66 victory for the home team. Chatkevicius finished with a career high 27, while fellow senior Mindaugas Kacinas notched his fourth-career double-double with 12 points and a game high 13 rebounds.

- The Gamecocks committed just six turnovers vs. the Golden Eagles, tied for the fewest during Frank Martin's time as head coach at Carolina.

- The Gamecocks return at least 72 percent of their stats in all major categories, including returning five of their top six scorers, with junior guard Duane Notice's 11.7 points per outing in 2014-15 leading the pack.

- Freshman guard TeMarcus Blanton saw limited action in the opener vs. Norfolk State, but it marked his return from a severe hip injury suffered during the 2014-15 preseason.

- Carolina returns eight letterwinners, including

four starters from last season's squad.

- Seven newcomers join those eight returning letterwinners, including freshmen guards PJ Dozier, Jamall Gregory and John Ragin, rookie forwards, Raymond Doby, Chris Silva and Eric Cobb and R-sophomore transfer Jarrell Holliman.

- PJ Dozier was named to the 2015 McDonald's All-American squad, earning the start in the contest. Dozier is the fourth McDonald's All-American in Gamecock history, the others include PJ's uncle, Terry Dozier, South Carolina's all-time leading scorer BJ McKie and Rolando Howell.

SCOUTING WESTERN CAROLINA

Led by head coach Larry Hunter in his 11th season, Western Carolina enters Monday's matchup with a 2-3 record, having most recently lost to former Southern Conference foe, College of Charleston by just one at 57-56 last Friday. The Catamounts have wins this season vs. UNC Asheville and Hiwassee, with their other losses to High Point and Cincinnati. Four players average double-figures for WCU, led by senior guard Mike Brown's 19.2 per game. Brown, the Nov. 17 SoCon Player of the Week for his 23 points vs. Cincinnati and career-best 29 points vs. UNCA, was selected to the league's preseason all-conference team earlier this fall. Senior forward Torriion Brummitt leads the team with 6.4 rebounds per outing and Brown's 3.0 assists per game are a team best. The Catamounts attempt 25.6 3s per game, and rank 67th nationally in the category. WCU opponents have hit just 24.7 percent from beyond the arc this season, a number that puts the Catamounts among national leaders at 14th in the most recent NCAA stats.

ASSOCIATED PRESS TOP 25

Nov. 23, 2015

Rk.	Team	Record	Pts.
1	Kentucky (59)	4-0	1,619
2	Maryland (6)	3-0	1,518
3	Michigan State	3-0	1,448
4	Iowa State	2-0	1,297
5	Kansas	1-1	1,243
6	Duke	4-1	1,238
7	Oklahoma	2-0	1,210
8	Villanova	4-0	1,153
9	North Carolina	3-1	1,141
10	Gonzaga	2-0	1,138
11	Arizona	4-0	970
12	Virginia	4-1	872
13	Indiana	3-0	846
14	California	3-0	746
15	Miami (FL)	5-0	724
16	Purdue	5-0	550
17	Notre Dame	3-0	480
18	Connecticut	3-0	432
19	Vanderbilt	3-0	431
20	Wichita St	2-1	423
21	Oregon	4-0	369
22	LSU	3-0	285
23	Xavier	3-0	143
24	Cincinnati	4-0	110
25	Texas A&M	4-0	100
25	SMU	3-0	100

Others receiving votes: Utah 95, George Washington 85, Baylor 81, West Virginia 69, Butler 59, Louisville 40, Northern Iowa 23, Iowa 20, Dayton 18, Tulsa 17, Colorado State 13, Providence 8, Georgetown 4, Michigan 3, Valparaiso 2, Washington 1, Chattanooga 1

Dropped from rankings: Utah 16, Baylor 20, Butler 22, Michigan 24

USA TODAY TOP 25

Nov. 23, 2015

Rk.	Team	Record	Pts.
1	Kentucky (28)	4-0	772
2	Maryland (3)	3-0	736
3	Duke	4-1	623
4	Michigan State	3-0	614
5	Iowa State	2-0	610
6	Oklahoma	2-0	561
7	Kansas	1-1	555
8	North Carolina	3-1	554
9	Villanova	4-0	552
10	Arizona	4-0	530
11	Gonzaga	2-0	492
12	Virginia	4-1	488
13	California	3-0	377
14	Indiana	3-0	327
15	Purdue	5-0	262
16	Vanderbilt	3-0	260
17	LSU	3-0	220
18	Notre Dame	3-0	218
19	Miami (FL)	5-0	216
20	Wichita St	2-1	200
21	Connecticut	3-0	164
22	West Virginia	3-0	145
23	Oregon	4-0	124
24	Cincinnati	4-0	82
25	Baylor	2-1	77

Others receiving votes: Utah 73, Louisville 51, Butler 47, Xavier 44, Texas A&M 41, Michigan 15, George Washington 12, Dayton 10, Tulsa 6, Washington 3, New Mexico 3, Iowa 3, Northern Iowa 3, Davidson 3, Georgetown 1, Colorado State 1

Dropped from rankings: Utah 16, Butler 20, Michigan 25



SOUTHEASTERN CONFERENCE STANDINGS

As of Nov. 28

Team	Conference	Overall
Kentucky	0-0	6-0
South Carolina	0-0	6-0
Texas A&M	0-0	6-1
Vanderbilt	0-0	5-1
Florida	0-0	5-1
Auburn	0-0	3-1
Ole Miss	0-0	5-2
Tennessee	0-0	4-3
Alabama	0-0	3-2
LSU	0-0	3-2
Georgia	0-0	2-2
Mississippi State	0-0	3-3
Arkansas	0-0	2-3
Missouri	0-0	2-3

COACHES TELECONFERENCE

The weekly SEC men's basketball coaches teleconference will begin Monday, Jan. 4 and continue through March 7. Media representatives wishing to participate in the teleconference should contact the SEC Communications Department for further details. Each coach will appear on the teleconference for seven minutes, according to the following schedule:

ORDER OF APPEARANCE

(All Times Eastern)

11:00 a.m.	Kevin Stallings, Vanderbilt
11:07 a.m.	Mike White, Florida
11:14 a.m.	Frank Martin, South Carolina
11:21 a.m.	Mark Fox, Georgia
11:28 a.m.	Johnny Jones, LSU
11:35 a.m.	John Calipari, Kentucky
11:42 a.m.	Rick Barnes, Tennessee
11:49 a.m.	Mike Anderson, Arkansas
11:56 a.m.	Avery Johnson, Alabama
12:03 a.m.	Bruce Pearl, Auburn
12:10 a.m.	Andy Kennedy, Ole Miss
12:17 a.m.	Ben Howland, Miss. State
12:24 a.m.	Kim Anderson, Missouri
12:31 a.m.	Billy Kennedy, Texas A&M

In addition, the SEC men's basketball teams who make it to postseason will be on a teleconference on Monday, March 14 beginning at 10:00 a.m. CT.

All SEC basketball teleconferences can be listened to on the internet at www.secdigitalnetwork.com shortly after the conclusion of the teleconference.

CAROLINA BENCH PRODUCTION

GAME	SC-OPP	DIFF.	BENCH SCORER
Norfolk State	38-36	+2	Notice, 14
Oral Roberts	26-8	+18	Notice, 18
vs. DePaul	22-32	-10	Notice, 11
vs. Hofstra	16-15	+1	Notice/Silva, 7
vs. Tulsa	15-22	-8	Notice, 11
Lipscomb	34-33	+1	Notice, 16
Western Carolina			
USF			
Drexel			
at Clemson			
vs. St. John's			
Francis Marion			
Memphis			
at Auburn			
Vanderbilt			
at Alabama			
Missouri			
at Ole Miss			
at Tennessee			
Mississippi State			
Alabama			
at Georgia			
at Texas A&M			
LSU			
Kentucky			
at Missouri			
Florida			
Tennessee			
at Mississippi State			
Georgia			
at Arkansas			

SPECIALTY STATS

(PP) points in paint; (OT) points off turnovers; (2nd) second chance points; (FB) fast break points

(South Carolina-Opponent)

GAME	PP	OT	2ND	FB
Norfolk State	24-14	19-13	21-13	10-4
Oral Roberts	42-20	12-5	25-6	7-2
vs. DePaul	30-22	11-12	19-11	9-6
vs. Hofstra	44-18	13-15	24-9	8-6
vs. Tulsa	34-32	18-12	4-6	4-8
Lipscomb	54-28	18-13	13-9	16-9
Western Carolina				
USF				
Drexel				
at Clemson				
vs. St. John's				
Francis Marion				
Memphis				
at Auburn				
Vanderbilt				
at Alabama				
Missouri				
at Ole Miss				
at Tennessee				
Mississippi State				
Alabama				
at Georgia				
at Texas A&M				
LSU				
Kentucky				
at Missouri				
Florida				
Tennessee				
at Mississippi State				
Georgia				
at ArkansasSEC Tourney				
NCAA Tourney				
SC Total	228	91	106	54
SC Average	38.0	15.2	17.7	9.0
Opp Total	134	70	54	30
Opp Average	22.3	11.7	9.0	5.0

UNIVERSITY INFORMATION

Location..... Columbia, S.C.
Founded..... 1801
Enrollment..... 32,972
Nickname..... Gamecocks
Colors Garnet (PMS 202) and Black
National Affiliation NCAA Division I
Conference..... Southeastern (SEC)
Athletics Web Address..... www.GamecocksOnline.com
University Web Address..... www.sc.edu
President Dr. Harris Pastides
NCAA Representative Dr. Valinda Littlefield
Athletics Director..... Ray Tanner
Basketball Administrator/Chief Operating Officer..... Kevin O'Connell

BASKETBALL STAFF/INFORMATION

Head Coach Frank Martin
Alma Mater Florida International, '93
Record At South Carolina/Seasons 51-54 (.485), 4th season
Overall Record/Seasons 168-108 (.608), 9th season
Assoc. Head Coach/Recruiting Coord. Matt Figger (Eastern Kentucky, '95)
Assistant Coach Perry Clark (Gettysburg, '74)
Assistant Coach Lamont Evans (Kansas State, '09)
Director of Basketball Operations Andy Assaley (Cincinnati, '96)
Strength & Conditioning Coach..... Scott Greenawalt (Muskingum College, '98)
Athletic Trainer Mark Rodger (Buffalo, '01)
Video Coordinator Patrick Schulte (Kansas State, '13)
Student-Athlete Development Doug Edwards (Florida State, '07)
Associate Media Relations Director..... Emily Miles (Feeney) (Ball State, '03)
Home Arena..... Colonial Life Arena
Capacity 18,000
Arena General Manager..... Lexi Boone
Press Row Phone Number..... 803-777-6182

BASKETBALL HISTORY

First Year of Basketball..... 1908
All-Time Record..... 1348-1203-1 (.528)
Overall Postseason Record..... 25-18
NCAA Tournament Appearances 8 (1971, 1972, 1973, 1974, 1989, 1997, 1998, 2004)
NCAA Tournament Record..... 4-9
Last NCAA Tournament Appearance 2004, L vs. Memphis, 59-43
NIT Appearances 11 (1969, 1975, 1978, 1983, 1991, 1996, 2001, 2002, 2005, 2006, 2009)
NIT Record 21-9
Last NIT Appearance 2009, L vs. Davidson, 70-63
Conference Championships/Titles.....
SoCon Regular Season (1927, 1933, 1934, 1945); SoCon Tournament
Champion (1933); ACC Regular Season (1970);
ACC Champion (1971); SEC Regular Season (1997); SEC East Division
Co-Champions (2009)

TEAM INFORMATION

2014-15 Record 17-16
Southeastern Conference Record/Finish 6-12/t-11th
SEC Tournament Record 2-1
Postseason N/A
Letterwinners Returning/Lost..... 8/4
Starters Returning/Lost 4/1
**based on final game starters from 2014-15 season*
Newcomers 7
Roster Breakdown 4 seniors, 3 juniors, 2 sophomores, 7 freshmen

GAMECOCK OFFENSE

South Carolina has scored at least 83 points in five of six games this season, capped by its 92-point effort vs. Lipscomb. Last season, Carolina eclipsed the 80-point mark just four total times. Below is a quick look at where the Gamecocks rank in the SEC in a selection of offensive categories (through Nov. 27 games):

Scoring: 2nd, 85.5 points per game (Auburn 1st with 92.5 per game)
FG Percentage: 6th, 45.8 percent (Texas A&M 1st with 51.5 percent)
3-point FG Percentage: 4th, 38.8 percent (Auburn 1st with 43.4 percent)
Rebounding Offense: 2nd, 41.8 per game (Florida 1st with 44.2 per game)
Offensive Rebounds: 2nd, 15.0 per game (Florida 1st with 16.0 per game)

KACINAS SHINES AT PARADISE JAM

Senior forward Mindaugas Kacinas put together one of the best stretches of his career in the Garnet and Black in three games at the U.S. Virgin Islands Paradise Jam. Kacinas paced the Gamecocks with a career high 23 points in the opening-round win vs. DePaul, hitting career marks with 10 makes on 15 attempts at the free throw line. He followed with an 18-point, 5-rebound effort in the win vs. Hofstra, hitting 9-of-10 from the floor. He concluded tournament action as one of five Gamecocks in double figures with 11 and eight rebounds in the championship win vs. Tulsa. For the event, he averaged a team high 17.3 points per game.

BY THE NUMBERS

6-0 - The 6-0 start to the season marks the first time that a Frank Martin-led team has begun the season with a perfect mark through its first six games.
500 - Senior forward Mindaugas Kacinas collected the 500th rebound of his career when he pulled down six rebounds vs. Lipscomb. His 6.8 per game lead the Gamecocks and rank tied for 16th in the SEC.
59.4% - Senior forward Laimonas Chatkevicius ranks fourth in the SEC with a 59.4 field goal percentage this season.
888 - Junior guard Sindarius Thornwell has 888 career points entering the matchup vs. Western Carolina.
50% + - The Gamecocks have hit at least 50% from the floor in three-straight games for the first time since hitting the mark in seven-straight during the 2004-05 campaign.
41.7 - The senior trio of Mindaugas Kacinas, Laimonas Chatkevicius and Michael Carrera average 41.7 points per game this season for Carolina.
36 - South Carolina trailed for only 36 seconds in three games at the Paradise Jam, all against Hofstra. The Gamecocks have trailed in just two contests this season, Oral Roberts and vs. Hofstra.
48.4% - The Gamecocks shot 48.4 percent from the floor in three games at the Paradise Jam, led by senior forward Mindaugas Kacinas' 65.5 percent (19-29) at the event.
148 - South Carolina's front court (Kacinas-Chatkevicius-Carrera-Dilva-Cobb) combined for 148 of Carolina's 253 points at the Paradise Jam, 68%.
37 - South Carolina's 37 made shots vs. Hofstra were the most for the Gamecocks under the direction of Frank Martin and the most since posting 35 makes vs. Elon on Nov. 19, 2010.
3.0 - In the spring of 2015 the Gamecocks posted their fifth-straight semester of a 3.0 cumulative team GPA or higher.

SERIES VS. WESTERN CAROLINA

The Gamecocks own an 8-0 all-time record vs. Western Carolina, including a 7-0 mark in games played in Columbia. The last meeting between the two schools came during the 2011-12 campaign. Below is a series breakdown between the two schools:

WESTERN CAROLINA (8-0)

H: 7-0; A: 1-0; N: 0-0
F. 19, 1979 H 87-75 W
D. 19, 1981 H 92-76 W
D. 1, 1982 H 71-67 W
J. 26, 1995 H 90-68 W
N. 21, 2004 H 87-61 W
N. 12, 2005 A 81-63 W
J. 3, 2007 H 67-53 W
N. 11, 2011 H 75-50 W

UP NEXT

South Carolina hosts USF on Saturday at 4 p.m. ET. The meeting will be the fifth all-time between the two schools and the first since the 2009-10 campaign. Carolina holds an all-time mark of 3-1 vs. the Bulls.

CHATKEVICIUS' CAREER NIGHT

Senior forward Laimonas Chatkevicius was the star of Carolina's 84-66 win vs. Oral Roberts on Nov. 16, posting his first-career 20-point effort en route to a career best 27 points. He hit career marks with nine made field goals on 14 attempts, while also pulling down six rebounds. Chatkevicius has steadily improved his numbers during his time in the Garnet and Black. He averaged 4.4 and 4.8 points, respectively, as a freshman and sophomore, before nearly doubling that mark with 8.6 points and 5.2 rebounds per game last season.

CAROLINA TRENDS UNDER MARTIN

Gamecock trends under Frank Martin ...

- South Carolina is 29-27 when posting at least six made 3s in a game.
 - South Carolina posted nine made 3s in the season opener vs. Norfolk State, which matched the 2014-15 season high.
- South Carolina is 39-20 when scoring more points in the paint than its opponent.
 - The Gamecocks posted a season high 54 points in the paint vs. Lipscomb.
- South Carolina is 42-25 when holding its opponents to under 45 percent from the field.
 - South Carolina did not allow a non-conference opponent in 2014-15 to hit above 45 percent from the field, as Baylor was the closest at 44.7 percent. The Gamecocks were 14-8 last season when holding their opponent below 45 percent from the floor.
- South Carolina is 39-25 when out-rebounding its opponent.
 - The Gamecocks hold a +12.0 rebound margin this season which leads the SEC.

EXHIBITION RECAP

South Carolina posted a 71-43 victory over Allen University in the team's lone exhibition game of the 2015-16 season. Junior guard Sindarius Thornwell paced all scorers with 17 points on 6-of-9 shooting, including three 3s. Senior forward Laimonas Chatkevicius was the only other scorer in double figures with 12, while he completed the double-double with 13 rebounds. Rookie forward Eric Cobb pulled down a game high 14 rebounds, while adding eight points in 23 minutes. Carolina won the rebounding battle 69-28, including 30 offensive boards.

THORNWELL NAMED TO PRESEASON SQUAD

The Southeastern Conference unveiled its 12th annual men's basketball coaches pre-season All-SEC teams prior to the start of the season, and it was announced that Carolina junior guard Sindarius Thornwell was named to the second team. It marks the second-straight season that Thornwell has garnered second-team preseason honors from the coaches. Thornwell scored 11.1 points per game last season, while he also pulled down a career high 4.9 rebounds and collected 1.3 steals per game.

QUOTABLE

"He's worked real hard on his conditioning, which allows him to stay in the game, and he's worked real hard with Scott Greenawalt in the weight room to improve his balance and his bottom half strength to hold his ground in there. To remember where he was as a freshman, allergic to contact, and to see him battling, because [Albert] Owens is a good player, and see him battle with a low post guy, it's fun. He's got to rebound better for us, he's got to protect the rim a little better for us. I think everyone in the state of South Carolina heard me when I asked him why he got out of the way. But he commits three fouls reaching over people's backs, on post entries, which is an automatic foul. He's got a chance to get up to the rim and he gets out of the way. Those are some things with him that we have to help continue to get better at, but he's been awesome. I've been hard on him and I'm real proud of him that he stayed the course, and played as well as he has the first two games of the year."

- South Carolina head coach Frank Martin on Laimonas Chatkevicius' career night vs. Oral Roberts

SEC PRESEASON POLL

The SEC released its preseason poll for the upcoming 2016 league campaign prior to the start of the season, and it was announced that the Gamecocks were predicted to finish seventh by a panel of both SEC and national media members. It was the highest predicted finish for Carolina since the league combined its East and West Divisions into one beginning with the 2012 league season. The media predicted Kentucky to win the SEC in 2016, followed by Vanderbilt, Texas A&M, LSU, Georgia, Florida and the Gamecocks.

SEC TOURNAMENT

The SEC Men's Basketball Tournament returns to Bridgestone Arena in Nashville in 2016. It will be the sixth time that the arena has served as the host of the SEC Tournament, having also hosted in 2001, 2006, 2010, 2013 and 2015. Also the home of the NHL's Nashville Predators, Bridgestone Arena has the distinction of being one of the busiest venues in the United States over the past decade and a half, hosting more than 18 million guests during that time. Seating capacity is approximately 19,395 for basketball games. The winner of the 13-game tournament receives the SEC's automatic bid to the NCAA Tournament. The tournament seeds are determined by the 18-game conference schedule during the regular season. Teams are seeded 1-14 based on their regular season conference finish.

ROSTER BREAKDOWN

Returning Starters (4)

Michael Carrera
Laimonas Chatkevicius
Duane Notice
Sindarius Thornwell
**based on final game of 2014-15 season*

Returning Letterwinners (8)

Michael Carrera
Laimonas Chatkevicius
Mindaugas Kacinas
Justin McKie
Duane Notice
Brian Steele
Marcus Stroman
Sindarius Thornwell

Guards (9)

TeMarcus Blanton
PJ Dozier
Jamall Gregory
Justin McKie
Duane Notice
John Ragin
Brian Steele
Marcus Stroman
Sindarius Thornwell

Forwards (7)

Michael Carrera
Laimonas Chatkevicius
Eric Cobb
Raymond Doby
Jarrell Holliman
Mindaugas Kacinas
Chris Silva

By Height

Jamall Gregory (6-2)
Duane Notice (6-2)
John Ragin (6-2)
Marcus Stroman (6-2)
Justin McKie (6-4)
TeMarcus Blanton (6-5)
Michael Carrera (6-5)
Brian Steele (6-5)
Sindarius Thornwell (6-5)
Raymond Doby (6-6)
PJ Dozier (6-6)
Jarrell Holliman (6-7)
Mindaugas Kacinas (6-7)
Eric Cobb (6-9)
Chris Silva (6-9)
Laimonas Chatkevicius (6-11)

2015-16 SOUTH CAROLINA MEN'S BASKETBALL ROSTER

Alphabetical Roster

No.	Name	Pos.	Ht.	Wt.	Cl.	Exp.	Hometown/High/Last School
5	TeMarcus Blanton	G	6-5	215	R-FR	HS	Locust Grove, Ga./Luella
24	Michael Carrera	F	6-5	214	SR	3VL	Anzoátegui, Venezuela/Montrose Christian School
14	Laimonas Chatkevicius	F	6-11	245	SR	3VL	Klaipeda, Lithuania/South Kent School
23	Eric Cobb	F	6-9	296	FR	HS	Jacksonville, Fla./St. Francis Academy (Maryland)
2	Raymond Doby	F	6-6	233	FR	HS	Cahokia, Ill./Montrose Christian/St. John's Northwestern Military Acad. (Wisconsin)
15	PJ Dozier	G	6-6	200	FR	HS	Columbia, S.C./Spring Valley
4	Jamall Gregory	G	6-2	202	FR	HS	Washington, D.C./Coolidge/Elev8 Institute (Florida)
31	Jarrell Holliman	F	6-7	200	R-SO	1VL	Alpharetta, Ga./Alpharetta/Elmhurst College
25	Mindaugas Kacinas	F	6-7	229	SR	3VL	Klaipeda, Lithuania/Word of Life Fire Traditional School
20	Justin McKie	G	6-4	197	JR	2VL	Columbia, S.C./Irmo
10	Duane Notice	G	6-2	218	JR	2VL	Woodbridge, Canada/St. Michael's/St. Thomas More (Oakdale, Conn.)
21	John Ragin	G	6-2	177	FR	HS	Eastover, S.C./Cardinal Newman
30	Chris Silva	F	6-9	220	FR	HS	Libreville, Gabon/Roselle (N.J.) Catholic
35	Brian Steele	F	6-5	204	SR	3VL	Greenville, S.C./Wade Hampton School
1	Marcus Stroman	G	6-2	185	SO	1VL	Columbia, S.C./Keenan
0	Sindarius Thornwell	G	6-5	215	JR	2VL	Lancaster, S.C./Oak Hill Academy

Numerical Roster

No.	Name	Pos.	Ht.	Wt.	Cl.	Exp.	Hometown/High/Last School
0	Sindarius Thornwell	G	6-5	215	JR	2VL	Lancaster, S.C./Oak Hill Academy
1	Marcus Stroman	G	6-2	185	SO	1VL	Columbia, S.C./Keenan
2	Raymond Doby	F	6-6	233	FR	HS	Cahokia, Ill./Montrose Christian/St. John's Northwestern Military Acad. (Wisconsin)
4	Jamall Gregory	G	6-2	202	FR	HS	Washington, D.C./Coolidge/Elev8 Institute (Florida)
5	TeMarcus Blanton	G	6-5	215	R-FR	HS	Locust Grove, Ga./Luella
10	Duane Notice	G	6-2	218	JR	2VL	Woodbridge, Canada/St. Michael's/St. Thomas More (Oakdale, Conn.)
14	Laimonas Chatkevicius	F	6-11	245	SR	3VL	Klaipeda, Lithuania/South Kent School
15	PJ Dozier	G	6-6	200	FR	HS	Columbia, S.C./Spring Valley
20	Justin McKie	G	6-4	197	JR	2VL	Columbia, S.C./Irmo
21	John Ragin	G	6-2	177	FR	HS	Eastover, S.C./Cardinal Newman
23	Eric Cobb	F	6-9	296	FR	HS	Jacksonville, Fla./St. Francis Academy (Maryland)
24	Michael Carrera	F	6-5	214	SR	3VL	Anzoátegui, Venezuela/Montrose Christian School
25	Mindaugas Kacinas	F	6-7	229	SR	3VL	Klaipeda, Lithuania/Word of Life Fire Traditional School
30	Chris Silva	F	6-9	220	FR	HS	Libreville, Gabon/Roselle (N.J.) Catholic
31	Jarrell Holliman	F	6-7	200	R-SO	1VL	Alpharetta, Ga./Alpharetta/Elmhurst College
35	Brian Steele	F	6-5	204	SR	3VL	Greenville, S.C./Wade Hampton School

Head Coach: Frank Martin (Florida International, '93)

Associate Head Coach/Recruiting Coordinator: Matt Figger (Eastern Kentucky, '95)

Assistant Coach: Perry Clark (Gettysburg, '74)

Assistant Coach: Lamont Evans (Kansas State, '09)

Director of Basketball Operations: Andy Assaley (Cincinnati, '96)

Strength & Conditioning Coach: Scott Greenawalt (Muskingum College, '98)

Athletic Trainer: Mark Rodger (Buffalo, '01)

Video Coordinator: Patrick Schulte (Kansas State, '13)

Student-Athlete Development: Doug Edwards (Florida State, '07)

Special Assistant to the Head Coach: Jarett Gerald (South Carolina, '11)

Associate Media Relations Director: Emily Miles (Feeney) (Ball State, '03)

TOP RETURNING ...

Scorer..... Notice, 11.7 ppg
Rebounder Carrera, 5.7 rpg
Assist Maker..... Stroman, 3.1 apg
FG Shooter *..... Kacinas, 56.1%
3-Point FG Shooter \$..... Notice, 36.3%
FT Shooter \$..... Notice, 79.1%
Shot Blocker..... Chatkevicius, 1.3 bpg
Steal Maker Thornwell, 1.3 spg

* at least 100 attempts

\$ at least 50 attempts



HEAD COACH FRANK MARTIN

HEAD COACH | NINTH SEASON OVERALL | 168-108 (.608) | FOURTH SEASON AT SOUTH CAROLINA | 51-54 (.485)

THE MARTIN FILE

COACHING

Experience

31st year

College Experience

16th season

College Head Coach Experience

9th season

Hire Date At Carolina

March 27, 2012

PERSONAL

Hometown

Miami, Fla.

Alma Mater

Florida International, 1993 (B.A. Physical Ed.)

Family

Wife, Anya

Children, Brandon, Amalia and Christian

COACHING RESUME

High School

Miami Senior High, 1985-93

Varsity Boys' Assistant Coach

Junior Varsity Boys' Head Coach

North Miami High, Head Coach, 1993-95

Miami Senior High, Head Coach, 1995-98

B.T. Washington High, Head Coach, 1999-2000

College Assistant Coach

Northeastern, 2000-04

Cincinnati, 2004-06

Kansas State, 2006-07

College Head Coach

Kansas State, 2007-12

South Carolina, 2012-present

Frank Martin was named the head men's basketball coach at the University of South Carolina on March 27, 2012, becoming the 32nd head coach in the history of the South Carolina program, which enters its 108th season as a varsity sport in 2015-16. Martin owns a 162-108 (.600) overall record as a head coach, entering his ninth season overall, and fourth season at South Carolina.

During his first season (2012-13) in Columbia, Martin led his squad to a 14-18 record, which included a 4-14 mark in SEC contests. The Garnet and Black captured the Hoops For Hope Classic tournament crown after posting a 4-0 record competing in the event with home victories over Milwaukee and Rider, before defeating Missouri State in overtime, and UALR in Puerto Vallarta, Mexico, over the Thanksgiving holiday. Freshman forward Michael Carrera was honored after the conclusion of the regular season with selection to the 2013 SEC All-Freshman Team, as voted on by the league's head coaches. During the spring of 2013, the Gamecock coaching staff signed seven freshmen, while welcoming Villanova transfer Ty Johnson to the team, a recruiting class which ranked No. 23 in the nation according to ESPN.com.

Martin's second season (2013-14) leading the Gamecocks saw the squad win four of its final six games of the year, including two games in the SEC Tournament, marking the first Tournament wins for the Gamecocks since the 2008 campaign. Martin and his staff put together a non-conference schedule that challenged his team to prepare for the rigors of the SEC campaign. The Gamecocks posted several quality victories, including a win versus Saint Mary's at the Hawaiian Airlines Diamond Head Classic in December, and home victories versus Alabama, Vanderbilt and No. 17 Kentucky to name a few.

Martin tutored his second SEC All-Freshman Team honoree in as many seasons, as rookie guard Sindarius Thornwell led all freshmen in the SEC in league games in points (15.6) and assists (4.0) to earn a spot on the postseason team. Thornwell also garnered three SEC Freshman of the Week awards, and was named the Feb. 18 Wayman Tisdale National Freshman of the Week.

South Carolina put together a 9-3 non-conference record in 2014-15, entering SEC play receiving votes in both the Coaches and AP Top 25 polls for the first time since 2006 and 2009, respectively. Martin led his Gamecocks to a thrilling upset win over No. 9/9 Iowa State at the Barclays Center in Brooklyn, N.Y., on Jan. 3, marking Carolina's first win over a top-10 opponent since the 2009-10 campaign. The Gamecocks ranked as high as fourth in the nation in opponent field goal percentage during the season, and finished the campaign holding opponents to just 38.7 percent from the field, which ranked 13th nationally. Sophomore guards Duane Notice and Sindarius Thornwell each picked up an SEC Player of the Week honor during the campaign, and for the second-straight season, the Gamecocks won four of their final six games and won two contests in the SEC Tournament, advancing to the quarterfinal round.

Carolina posted a final record of 17-16 for the 2014-15 campaign, which marked the first winning season for the squad since the 2008-09 season, while Carolina's six SEC wins marked the highest since 2010 as well. Martin also announced during the summer, that his team had completed its fifth-straight semester with a cumulative team GPA of 3.0 or above in the spring. For its classroom achievements, South Carolina was honored with the NABC's Team Academic Excellence Award, the only SEC team to be named to the list. Individually, three Gamecocks were named to the NABC Honors Court, in juniors Laimonas Chatkevicius and Mindaugas Kacinas, and senior, Austin Constable, who was on his second Honors Court list. South Carolina saw 12 student-athletes named to the SEC Winter Academic, and the SEC First-Year Academic Honor Rolls for the year.

Martin tutored his second SEC All-Freshman Team honoree in as many seasons, as rookie guard Sindarius Thornwell led all freshmen in the SEC in league games in points (15.6) and assists (4.0) to earn a spot on the postseason team. Thornwell also garnered three SEC Freshman of the Week awards, and was named the Feb. 18 Wayman Tisdale National Freshman of the Week.

MARTIN'S CAREER RECORD, YEAR-BY-YEAR

YEAR	RECORD	CONFERENCE (FINISH)	POSTSEASON
2007-08	21-12	10-6 (3rd)	1-1; NCAA Tournament 2nd Round
2008-09	22-12	9-7 (t4th)	1-1; NIT
2009-10	29-8	11-5 (t2nd)	3-1; NCAA Tournament Elite Eight
2010-11	23-11	10-6 (t3rd)	1-1; NCAA Tournament Third Round
2011-12	22-11	10-8 (5th)	1-1; NCAA Tournament Third Round
2012-13	14-18	4-14 (t12th)	-
2013-14	14-20	5-13 (13th)	-
2014-15	17-16	6-12 (t11th)	-
2015-16	6-0	-	-
Totals	168-108 (.608)	65-71 (.477)	7-5 (.583)/4 NCAA/1 NIT

GAMECOCKS' RECORD WHEN ...

At home	3-0
On the road	0-0
At neutral sites	3-0
In overtime	0-0
vs. Top 25 team	0-0
vs. Top 10 team	0-0
vs. Top 3 team	0-0
Leading at half	6-0
Trailing at half	0-0
Tied at half	0-0
Shooting 50% or better	3-0
Shooting between 39-49%	3-0
Shooting less than 39%	0-0
Opp. shooting 50% or better	1-0
Opp. shooting between 39-49%	3-0
Opp. shooting less than 39%	2-0
Shooting better than opp.	5-0
Shooting worse than/equal to opp.	1-0
Starters out-score opp. starters	5-0
Opp. starters score/equal more	1-0
Bench out-scores opp. bench	4-0
Opp. bench scores/equals more	2-0
Having more FTs than opp.	5-0
Having equal/less FTs than opp.	1-0
Have more TOs than opp.	0-0
Having equal/less TOs than opp.	6-0
Having more rebounds than opp.	6-0
Having equal/less rebounds than opp.	0-0
Making 6 or more 3FGs	3-0
Having 15 or more assists	3-0
Score more points in paint than opp.	6-0
Scoring equal/less points in paint than opp.	0-0
Scoring more points off TOs than opp.	4-0
Scoring equal/less points off TOs than opp.	2-0
Scoring more 2nd-chance points than opp.	5-0
Scoring equal/less 2nd-chance points than opp.	1-0
Scoring more fast break points than opp.	5-0
Scoring equal/less fast break points than opp.	1-0
Wearing white uniforms	6-0
Wearing Garnet uniforms	0-0
Wearing Black uniforms	0-0
Playing on live TV/live broadcast	6-0
Playing in November	6-0
Playing in December	0-0
Playing in January	0-0
Playing in February	0-0
Playing in March	0-0
Playing a day-game	1-0
Playing a night-game	5-0
Playing on Sunday	1-0
Playing on a Monday	2-0
Playing on a Tuesday	0-0
Playing on a Wednesday	0-0
Playing on a Thursday	0-0
Playing on a Friday	2-0
Playing on a Saturday	1-0
Scoring margin is 5 points or less	0-0
Margin is between 6-10	1-0
Margin is between 11-20	5-0
Margin is more than 20	0-0
Scoring 59 points or less	0-0
Scoring 60-69 points	0-0
Scoring 70-79 points	1-0
Scoring 80-89 points	3-0
Scoring 90-99 points	2-0
Scoring 100+ points	0-0

MISCELLANEOUS

Current streak	W6
Home court streak	W3
Away streak	-
Neutral court streak	W3

2015-16 SUPERLATIVES

(tied for team lead also included)

Scoring Leaders	'15-16	Career
Sindarius Thornwell	1	23
Duane Notice	1	13
Laimonas Chatkevicius	3	6
Mindaugas Kacinas	2	5

Rebounding Leaders	'15-16	Career
Michael Carrera	1	41
Sindarius Thornwell	2	24
Mindaugas Kacinas	1	22
Chris Silva	2	2
PJ Dozier	1	1

Assists Leaders	'15-16	Career
Sindarius Thornwell	3	27
Duane Notice	1	25
Michael Carrera	1	1
PJ Dozier	2	2

Blocks Leaders	'15-16	Career
Laimonas Chatkevicius	2	37
Mindaugas Kacinas	1	18
Chris Silva	2	2
PJ Dozier	2	2

Steals Leaders	'15-16	Career
Sindarius Thornwell	3	25
Michael Carrera	1	16
Mindaugas Kacinas	1	14
Duane Notice	3	13
Laimonas Chatkevicius	1	8
Marcus Stroman	1	6
PJ Dozier	2	2

Double-Figure Scoring	'15-16	Career
Sindarius Thornwell	5	49
Duane Notice	5	38
Michael Carrera	3	28
Laimonas Chatkevicius	5	25
Mindaugas Kacinas	5	19
Chris Silva	1	1
PJ Dozier	2	2

20+ points	'15-16	Career
Laimonas Chatkevicius	1	1
Mindaugas Kacinas	1	1

30+ points	'15-16	Career
-		

Double-Figure Rebounding	'15-16	Career
Mindaugas Kacinas	1	12
Sindarius Thornwell	1	4

5+ assists	'15-16	Career
Sindarius Thornwell	3	11
Duane Notice	1	12
PJ Dozier	1	1
Justin McKie	1	1

3+ steals	'15-16	Career
Sindarius Thornwell	2	9
Michael Carrera	1	6
Duane Notice	1	4
PJ Dozier	1	1

2+ blocks	'15-16	Career
Laimonas Chatkevicius	1	24
Michael Carrera	1	20
Mindaugas Kacinas	1	15
Chris Silva	2	2
PJ Dozier	1	1

Double-Doubles	'15-16	Career
Mindaugas Kacinas	1	4
Sindarius Thornwell	1	4

Clutch Free Throws (under 5 min/OT)	FT-FTA	FT%
Chris Silva	2-2	1.000
Marcus Stroman	2-2	1.000
Michael Carrera	7-8	.875
Mindaugas Kacinas	3-4	.750
Laimonas Chatkevicius	5-8	.625
Sindarius Thornwell	3-6	.500
Totals	24-32	.750

Dunks	'15-16
Chris Silva	4
Laimonas Chatkevicius	2
Michael Carrera	2
Mindaugas Kacinas	2
PJ Dozier	2
Duane Notice	1

Miscellaneous	
Largest Halftime Lead	
SC	11, vs. Lipscomb, Nov. 27, 2015
Opp	-
Smallest Halftime Lead	
SC	3, vs. Oral Roberts, Nov. 16, 2015
Opp	-
Fewest Points In First Half	
SC	30, vs. Oral Roberts, Nov. 16, 2015
Opp	28, DePaul, Nov. 20, 2015
Most Points In First Half	
SC	46, vs. Hofstra, Nov. 22, 2015
Opp	51, vs. Lipscomb, Nov. 27, 2015
Fewest Points In Second Half	
SC	39, vs. DePaul, Nov. 20, 2015
Opp	33, DePaul, Nov. 20, 2015
Most Points In Second Half	
SC	51, vs. Oral Roberts, Nov. 16, 2015
Opp	46, Tulsa, Nov. 23, 2015
Most Points in Overtime	
SC	-
Opp	-
Largest Margin of Victory	
SC	18, vs. Oral Roberts, Nov. 16, 2015
Opp	-
Smallest Margin of Victory	
SC	10, vs. Hofstra, Nov. 22, 2015
Opp	-

2015-16 GAME BY GAME COMPARISON

	Date	Result	FG-A	Pct	3FG-A	Pct	FT-A	Pct	O-D-Total	PF	Pts	A	TO	Blk	Stl	Min	Half
Norfolk State %			19-56	.339	11-28	.393	20-23	.870	12-23-35	35	69	12	18	3	7	200	34
South Carolina	Nov. 14, 2015	W, 84-69	23-59	.390	9-22	.409	29-42	.690	19-27-46	19	84	15	13	4	9	200	40
Oral Roberts			22-51	.431	4-14	.286	18-23	.783	4-24-28	23	66	7	13	5	3	200	30
South Carolina	Nov. 16, 2015	W, 84-66	29-73	.397	7-21	.333	19-27	.704	19-25-44	22	84	14	6	4	5	200	33
DePaul \$			19-52	.365	3-14	.214	20-31	.645	10-23-33	27	61	9	15	2	4	200	28
South Carolina	Nov. 20, 2015	W, 76-61	24-60	.400	5-13	.385	23-34	.676	16-27-43	27	76	11	12	4	5	200	37
Hofstra \$			28-55	.509	17-34	.500	11-17	.647	6-17-23	21	84	16	14	2	2	200	39
South Carolina	Nov. 22, 2015	W, 94-84	37-68	.544	5-9	.556	15-23	.652	18-23-41	18	94	16	9	5	4	200	46
Tulsa \$			24-54	.444	5-16	.313	22-31	.710	8-23-31	25	75	9	15	0	4	200	29
South Carolina	Nov. 23, 2015	W, 83-75	27-54	.500	7-14	.500	22-28	.786	6-28-34	25	83	12	13	2	7	200	38
Lipscomb			27-68	.397	13-35	.371	9-14	.643	10-19-29	24	76	18	18	3	8	200	51
South Carolina	Nov. 27, 2015	W, 92-76	34-66	.515	5-19	.263	19-27	.704	12-31-43	19	92	24	17	7	12	200	40

% - Paradise Jam (Columbia, S.C. | \$ - Paradise Jam (St. Thomas, USVI)



SOUTH CAROLINA GAMECOCKS

OVERALL: 6-0; SEC: 0-0; HOME: 3-0; AWAY: 0-0; NEUTRAL: 3-0

DATE	OPP.	W/L	SCORE	RECORD (SEC)	POINTS	REBOUNDS	ASSISTS	BLOCKS	STEALS	ATTENDANCE
11/14/15	Norfolk State	% W	84-69	1-0 (0-0)	Thornwell/Notice (14)	Silva (9)	Dozier/Notice (3)	Silva (2)	Thornwell/Dozier (3)	10,623 (paid)
11/16/15	Oral Roberts	W	84-66	2-0 (0-0)	Chatkevicius (27)	Kacinas (13)	Thornwell (7)	Dozier (2)	Notice (2)	9,640 (paid)
11/20/15	vs. DePaul	\$ W	76-61	3-0 (0-0)	Kacinas (23)	Thornwell (10)	Carrera (4)	Kacinas (2)	Dozier/Thornwell (2)	1,601
11/22/15	vs. Hofstra	\$ W	94-84	4-0 (0-0)	Kacinas (18)	Thornwell/Dozier (9)	Thornwell (6)	Chatkevicius (3)	4 with 1	1,715
11/23/15	vs. Tulsa	\$ W	83-75	5-0 (0-0)	Chatkevicius (17)	Carrera (9)	Dozier (4)	2 with 1	Thornwell (5)	2,002
11/27/15	Lipscomb	W	92-76	6-0 (0-0)	Chatkevicius (17)	Silva (7)	Thornwell (6)	Silva (2)	Carrera/Notice (3)	8,793 (paid)

% - Paradise Jam (Columbia, S.C.) | \$ - Paradise Jam (St. Thomas, USVI)

2015-16 GAME-BY-GAME STARTING LINEUPS

OPPONENT, RESULT	GUARD	GUARD	FORWARD	FORWARD	FORWARD
Norfolk State, W	Dozier	Thornwell	Carrera	Kacinas	Chatkevicius
Oral Roberts, W	Dozier	Thornwell	Carrera	Kacinas	Chatkevicius
DePaul, W	Dozier	Thornwell	Carrera	Kacinas	Chatkevicius
Hofstra, W	Dozier	Thornwell	Carrera	Kacinas	Chatkevicius
Tulsa, W	Dozier	Thornwell	Carrera	Kacinas	Chatkevicius
Lipscomb, W	Dozier	Thornwell	Carrera	Kacinas	Chatkevicius

EXHIB. - CAROLINA 71, ALLEN 43
NOV. 8, 2015/COLONIAL LIFE ARENA

COLUMBIA, S.C. - The South Carolina men's basketball team held its lone exhibition game of the 2015-16 season on Sunday at Colonial Life Arena, posting a 71-43 win over Allen University. The Gamecocks jumped out to an early 17-4 lead thanks to a strong defensive effort, which held Allen scoreless for the first 5:59 of the contest. The Gamecocks held a 36-21 advantage at the break, stretching the lead to 20 in the second half on their way to the win.

At halftime of the contest, both teams remained on the court and the nine victims of the Emanuel AME Church shooting and their families were honored in a ceremony at mid-court. Nine people were killed during a Bible study session at the Emanuel AME Church in Charleston on June 17, 2015.

Carolina jumped on the Yellow Jackets early, scoring the game's first 12 points capped off by an Eric Cobb layup. Allen, however, wouldn't go away, and a 3-pointer by Latroy Strong cut the lead to 27-19 with 6:03 to go in the half. The Gamecocks would regroup and close the half on a 9-2 run, holding Allen scoreless for the final 3:54 to establish their lead at the break.

A four-point play by junior guard Sindarius Thornwell early in the second half pushed the lead to 20 and the Gamecocks never looked back. South Carolina forced 21 Allen turnovers and held the Yellow Jackets to 27.1 percent from the floor. Carolina also dominated the boards 69-28, with three Gamecocks pulling down double-figure rebounds, led by Cobb's 14.

Thornwell led all scorers with 17 points on 6-of-9 shooting, including 3-of-6 from 3-point range, while senior forward Laimonas Chatkevicius notched a double-double with 12 points and 13 rebounds. Cobb added eight points and Marcus Stroman dished out five assists to lead the team.

EXHIBITION

Official Basketball Box Score -- Game Totals -- Final Statistics
Allen University vs South Carolina
11/8/15 4 p.m. ET at Columbia, S.C. (Colonial Life Arena)

Allen University 43 • 2-2

#	Player	Total			3-Ptr			Rebounds			PF	TP	A	TO	Blk	Stl	Min
		FG	FGA	FT	FTA	Off	Def	Off	Def	Total							
01	MARSHALL, Donald	2-11	2-10	1-4	0	5	5	1	7	0	2	4	1	36			
03	WADE, Sherrod	1-7	0-2	0-3	1	5	6	4	2	1	5	0	2	31			
24	MCCORD, Derrick	1-7	0-1	0-4	3	1	4	1	2	0	3	1	0	21			
12	DIK, Merkez	1-3	0-0	0-0	2	3	1	4	2	0	2	1	2	20			
04	JONES, Mark	0-1	0-0	0-0	0	2	2	0	0	3	3	0	1	19			
10	HARRIS, Avery	1-5	0-2	0-0	0	0	0	2	2	1	1	0	0	10			
11	MAN, See	0-2	0-2	0-0	0	0	0	0	0	1	0	0	0	2			
13	FITZGERALD, Seth	0-5	0-3	0-0	0	0	0	0	0	2	0	0	0	9			
14	JOHNSON, Emarav	2-4	1-3	1-2	0	0	0	0	6	0	3	0	1	15			
15	SMITH, Sean	2-6	0-1	0-1	0	1	1	0	4	2	0	0	2	16			
20	WILSON, Richard	1-1	0-0	0-0	0	0	0	0	2	1	0	1	2	2			
22	DRUMMER, Ivory	3-4	3-3	0-2	1	1	2	1	9	0	1	0	0	11			
23	STRONG, Latroy	2-3	2-2	1-2	0	1	1	1	7	0	0	0	0	7			
34	DOBY, Arfenree	0-0	0-0	0-0	0	0	0	0	0	0	0	0	0	1			
Team					3			1									
Totals		16-59	8-29	3-18	10	18	28	16	43	10	21	6	10	200			

FG % 1st Half: 7-28 25.0% 2nd Half: 9-31 29.0% Game: 16-59 27.1%
 3FG % 1st Half: 5-12 41.7% 2nd Half: 3-17 17.6% Game: 8-29 27.6%
 FT % 1st Half: 2-8 25.0% 2nd Half: 1-10 10.0% Game: 3-18 16.7%

South Carolina 71 • 0-0

#	Player	Total			3-Ptr			Rebounds			PF	TP	A	TO	Blk	Stl	Min
		FG	FGA	FT	FTA	Off	Def	Off	Def	Total							
14	CHATKEVICIUS, L.	6-9	0-1	0-3	5	8	13	3	12	0	0	2	2	21			
24	CARRERA, Michael	2-4	1-1	0-0	2	1	3	5	5	0	2	0	2	8			
30	SILVA, Chris	1-1	0-0	0-0	5	5	10	4	7	0	3	1	0	16			
00	THORNWELL, Sindarius	6-9	0-0	2-4	1	2	3	0	17	1	2	1	1	17			
10	NOTICE, Duane	1-8	1-7	0-0	2	2	4	0	3	2	1	0	0	22			
01	STROMAN, Marcus	0-2	0-1	0-0	0	0	0	0	5	2	0	0	0	21			
02	DOBY, Raymond	0-3	0-0	0-0	0	1	1	0	0	1	0	1	1	13			
04	GREGORY, Jamall	0-2	0-1	0-0	0	1	1	0	0	3	0	0	1	12			
05	BLANTON, TeMarcus	3-6	1-3	0-0	2	1	3	0	7	0	2	0	0	6			
15	DOZIER, PJ	3-13	1-4	0-0	3	4	7	2	7	4	6	0	2	20			
20	MCKIE, Justin	1-4	1-3	0-0	0	0	0	1	3	3	1	1	0	13			
21	RAGIN, John	0-1	0-1	0-0	1	1	2	0	0	0	0	0	0	4			
23	COBB, Eric	4-9	0-0	0-0	4	10	14	3	8	0	3	1	0	23			
31	HOLLIMAN, Jarrell	1-1	0-0	0-0	1	0	1	0	1	0	1	0	1	4			
Team					4			3									
Totals		28-76	8-28	7-13	30	39	69	18	71	18	26	6	4	200			

FG % 1st Half: 14-35 40.0% 2nd Half: 14-41 34.1% Game: 28-76 36.8%
 3FG % 1st Half: 4-15 26.7% 2nd Half: 4-13 30.8% Game: 8-28 28.6%
 FT % 1st Half: 4-6 66.7% 2nd Half: 3-7 42.9% Game: 7-13 53.8%

Officials: John Hampton, Ted Valentine, JB Derosa
 Technical fouls: Allen University-None. South Carolina-None.
 Attendance: 4051

Score by periods	1st	2nd	Total	Points	In	Off	2nd	Fast	Bench
Allen University	21	22	43	43	12	10	4	30	30
South Carolina	36	35	71	71	25	35	16	27	27

Score tied - 0 times.
 Lead changed - 0 times.
 Last FG - AU 2nd-00:02, SC 2nd-01:23.
 Largest lead - AU None, SC by 34 2nd-01:55.
 AU led for 00:00. SC led for 38:40. Game was tied for 00:00.

GAME 1 - CAROLINA 84, NORFOLK STATE 69
NOV. 14, 2015/COLONIAL LIFE ARENA

COLUMBIA, S.C. - The South Carolina men's basketball team grinded out a win in the opener to the 2015-16 season Saturday night, taking an 84-69 win over Norfolk State. It was the first game of the U.S. Virgin Islands Paradise Jam tournament, which will continue for Carolina in the Virgin Islands on Nov. 20 against DePaul. Four players scored in double figures for the Gamecocks, with Sindarius Thornwell and Duane Notice leading the way with 14 points apiece.

Both teams started slow from the field, missing the first eight shots combined before PJ Dozier broke the seal with a mid-range jumper in the paint. Carolina would hit its next three shots and carried a 9-2 lead into the first media timeout.

Duane Notice came in off the bench and helped to extend the early advantage, connecting on his first three attempts from 3-point range with a four-point play mixed in for good measure. His third 3 made would bring the lead up to 16-4, as the junior tallied 12 points in his first six minutes on the court.

For as fast a start the offense got off to, Carolina's patented tough defense was just as good early in the game. Norfolk State would not score for the first four minutes of action, and shot just 27 percent from the field over the first ten minutes.

The Spartans were able to narrow the deficit down the stretch thanks in part to a Gamecock field goal drought, but not enough to keep the home side from taking a 40-34 lead into the halftime break.

The Gamecocks were able to hold the lead despite just three made field goals in the final 11 minutes of the half. Free throws would carry Carolina through the lull, with the team hitting 16 from the charity stripe. Norfolk was able to chip away thanks to a late burst from 3; of the team's final five field goals made, four came from 3-point range.

The offense picked up out of the break to put Carolina back up by double digits, with Dozier and Sindarius Thornwell hitting 3s on back-to-back possessions. The Gamecocks hit 5-of-6 field goals through the opening four minutes of the second half to extend the lead to 52-41. Norfolk State would find equal success shooting the ball, however, and kept within striking distance with a 4-for-4 start on field goals.

A switch to zone by the Spartans, mixed with a full-court press, slowed the overall pace of the game down considerably, but a fast-break alley-oop from Dozier to Chris Silva woke up the crowd at Colonial Life Arena. Norfolk State continued to rely on the deep ball to cut into its deficit, making four 3s in its first eight field goals overall in the first ten minutes of the half; the fourth to make it a 61-56 game in Carolina's favor.

Carolina held the Spartans at an arm's length for much of the half, but were able to use a 7-0 run starting at the eight-minute mark to provide the cushion it would need to cruise to the win. The visitors, plagued by foul troubles all night, were particularly stung by the loss of guard Jeff Short, who averaged 19 points per game last season but fouled out with five minutes to play. In his absence, the visitors made just two of their final 12 attempts from the field as Carolina pulled away down the stretch.

GAME 1

Official Basketball Box Score -- Game Totals -- Final Statistics
Norfolk State vs South Carolina
11/14/15 7 p.m. ET at Columbia, S.C. (Colonial Life Arena)

Norfolk State 69 • 0-1

#	Player	Total			3-Ptr			Rebounds			PF	TP	A	TO	Blk	Stl	Min
		FG	FGA	FT	FTA	Off	Def	Off	Def	Total							
11	SHORT, Jeff	4-11	3-6	5-5	0	3	3	5	16	2	3	0	0	32			
45	BUTLER, Jordan	2-4	0-0	1-1	2	3	4	4	2	1	1	1	24				
01	BUNGE, Preston	1-3	0-1	1-1	3	1	4	3	0	1	1	1	17				
02	ROBINSON, Zaynah	2-11	2-6	2-2	0	5	3	8	5	0	0	2	35				
04	TAYLOR, D'Shon	0-3	0-2	2-2	0	3	3	5	2	1	3	0	15				
00	KELLY, Brian	0-1	0-0	0-0	1	2	3	1	0	3	1	1	6				
03	WADE, Jonathan	3-5	1-2	3-4	1	1	2	5	10	1	1	0	19				
15	BANNER, Devonte	0-0	0-0	0-0	0	0	0	0	0	0	0	0	1				
20	OLIVER, Charles	7-13	5-10	2-2	0	2	2	4	21	1	2	0	30				
22	LONG, Alex	0-5	0-1	5-6	2	3	5	4	5	0	3	0	21				
Team					3			0									
Totals		19-56	11-28	20-23	12	23	35	35	69	12	3	7	200				

FG % 1st Half: 9-28 32.1% 2nd Half: 10-28 35.7% Game: 19-56 33.9%
 3FG % 1st Half: 5-13 38.5% 2nd Half: 6-15 40.0% Game: 11-30 36.7%
 FT % 1st Half: 11-11 100.0% 2nd Half: 9-12 75.0% Game: 20-23 87.0%

South Carolina 84 • 0-1

#	Player	Total			3-Ptr			Rebounds			PF	TP	A	TO	Blk	Stl	Min
		FG	FGA	FT	FTA	Off	Def	Off	Def	Total							
14	CHATKEVICIUS, L.	5-8	0-1	3-3	3	1	4	2	13	1	0	1	0	21			
24	CARRERA, Michael	1-8	1-4	1-2	1	5	6	1	4	1	2	1	0	26			
25	KACINAS, Mindaugas	2-7	1-3	3-4	3	1	4	2	8	2	0	0	0	28			
00	THORNWELL, Sindarius	3-7	1-3	7-9	0	4	4	2	14	2	3	0	31				
15	DOZIER, PJ	3-7	1-2	0-2	1	3	4	7	3	0	3	0	21				
01	STROMAN, Marcus	1-1	1-1	2-4	1	2	3	0	5	2	2	0	17				
05	BLANTON, TeMarcus	0-0	0-0	0-0	0	0	1	0	1	0	0	0	1				
10	NOTICE, Duane	4-11	3-6	3-3	1	2	3	14	3	0	0	0	20				
20	MCKIE, Justin	1-2	1-2	2-2	0	1	1	0	5	0	0	0	3				
23	COBB, Eric	1-1	0-0	0-1	0	1	2	2	0	1	2	0	1	8			
30	SILVA, Chris	2-5	0-0	8-12	5	4	9	3	12	0	3	2	1	24			
Team					4			7									
Totals		23-59	9-22	29-42	19	27	46	19	84	15	13	4	9	200			

FG % 1st Half: 10-29 34.5% 2nd Half: 13-30 43.3% Game: 23-59 39.0%
 3FG % 1st Half: 4-11 36.4% 2nd Half: 5-11 45.5% Game: 9-22 40.9%
 FT % 1st Half: 16-20 80.0% 2nd Half: 13-22 59.1% Game: 29-42 69.0%

Officials: Olandis Poole, Joe Lindsay, Bart Lennox
 Technical fouls: Norfolk State-None. South Carolina-None.
 Attendance: 10623

Score by periods	1st	2nd	Total	Points	In	Off	2nd	Fast	Bench
Norfolk State	34	35	69	69	14	13	4	36	36
South Carolina	40								

GAME 3 - CAROLINA 76, DEPAUL 61
NOV. 20, 2015/ST. THOMAS, USVI

ST THOMAS, USVI - Behind a career high 23 points from senior forward Mindaugas Kacinas, the South Carolina men's basketball team (3-0) posted a 76-61 victory over DePaul (1-2) in the opening round of the U.S. Virgin Islands Paradise Jam in St. Thomas on Friday night. Kacinas posted his first-career 20-point outing, behind a 10-of-15 effort from the free throw line and a 6-of-13 mark from the floor. The Gamecocks played solid defensively against the Blue Demons, holding DePaul to 36.5 percent from the floor, including 21.4 percent from 3-point range.

South Carolina jumped out to a 9-3 lead on a lay-in from junior guard Sindarius Thornwell and pushed the advantage to 16-9 on a two-handed dunk from classmate Duane Notice. Both teams struggled from the free throw line early, but DePaul clawed back and tied the contest at 16 on a made 3-point bucket and a pair of jumpers in the lane from Rashaun Stimmage.

Kacinas carried the Gamecocks to halftime, scoring seven of the final 17 points, including five from the free throw line. Thornwell added four points during the final stretch and Notice beat the buzzer with a 3 from the corner to give Carolina a nine-point lead at the break, 37-28.

An off-balance tip-in and make from the foul line for Kacinas with 14:32 remaining in the contest saw the Gamecock lead grow to 15 at 49-37. The Blue Demons continued to chip away at the Carolina advantage, however, and pulled to within five on a pair of free throws from Myke Henry at the eight-minute mark.

Thornwell connected on a pair of makes from the line and senior forward Laimonas Chatkevicius and freshman guard PJ Dozier connected on consecutive lay-ups to push the Gamecock lead back to 14 with 6:22 remaining. The Blue Demons would not get closer than 13 the rest of the way, and the Gamecocks secured the 76-61 win.

GAME 4 - CAROLINA 94, HOFSTRA 84
NOV. 22, 2015/ST. THOMAS, USVI

ST THOMAS, USVI - The South Carolina men's basketball team found itself in a shootout Sunday night, taking on a veteran Hofstra team in the semifinal of the Paradise Jam. The Pride came in fresh off an upset of Florida State and gave the Gamecocks all they could handle, but a season-best performance from the Garnet and Black offense would be too much to account for in a 94-84 win. Carolina (4-0) would see all five of its starters score 12 points or more, and the interior offense was a strong point all night long.

Despite the 10:30 p.m. local time tip, the offenses would be wide-awake early on. The Gamecocks enjoyed a 6-of-10 start overall from the field, but the Pride (3-1) countered with four 3s in the first five minutes to take a 14-13 lead into the first media timeout. A 13-2 run for Carolina in the ensuing four minutes of action would open the game up to 26-16. Facing a size disadvantage, Hofstra would settle for 3s but would not be able to maintain its hot start. A four-minute scoring drought starting from the 14:27 mark would help dig the early hole.

Hofstra would not go quietly, rediscovering its range to hang in down the stretch in the first half. Guard Juan'ya Green connected on five of his first six 3-point attempts and accounted for 19 of the team's first 32 points through the first 15 minutes of action. His fifth 3 brought the Gamecock lead down to six, 38-32. The lead would get all the way down to two, 41-39, but the Gamecocks scored the final five points of the half to take the 46-39 advantage into the break.

Mindaugas Kacinas would stay keyed in offensively, scoring 14 points in the first half to lead Carolina. Green would finish with 22 points for Hofstra. The Pride bombed in 18 3-point attempts in the first 20 minutes, hitting on eight. That long-distance commitment would hurt them inside, as the Gamecocks enjoyed a plus-10 rebounding margin and a 20-6 advantage in points in the paint.

During the halftime break, the lights in the UVI Sports & Fitness Center would malfunction due to a power surge, but the referees determined enough light was on the court to resume the game. Neither team would seem to mind, connecting on three shots apiece in the first three minutes of action. A pair of 3s from Ameen Tankley would keep the first-half narrative alive for Hofstra, who attempted just five two-point field goals in the first eight minutes of the second half.

Hofstra would hit its sixth 3 of the first nine minutes of action to take just its second lead of the game at 65-64. The Pride would start 6-of-9, but a Duane Notice 3 would give Carolina the lead back. Despite the shower of 3s, Carolina weathered the storm with an efficient offense that saw contributions from all over the lineup. PJ Dozier would have his best game yet as a Gamecock, scoring seven of his season-best 12 points in the second half, including a perfect 3-3 from the field in the half. The freshman added nine rebounds as well.

A 3 from Brian Bernardi cut Carolina's lead to 74-72 with seven minutes to play, but a 3 from Dozier and back-to-back scoring possessions from Chris Silva would help the Gamecocks extend back out to an 83-72 lead. It would ultimately be a 12-0 run for Carolina, as Hofstra would go 4-22 without a point to see its upset attempt wilt down the stretch. The Pride would kick up the pressure in the final two minutes of regulation, but a pair of dunks from Michael Carrera out of press-breaks would keep the game well out of reach.

GAME 5 - CAROLINA 83, TULSA 75
NOV. 23, 2015/ST. THOMAS, USVI

ST THOMAS, USVI - The South Carolina men's basketball team will be coming home with a new addition to the trophy case Tuesday, after winning the 2015 Paradise Jam in convincing fashion Monday with a 83-75 win over Tulsa (4-1). Five Gamecocks would reach double figures, and a fast start would play a big role in moving the team's record now to 5-0. Sindarius Thornwell was named the tournament's MVP, and Mindaugas Kacinas would join him as an All-Tournament honoree.

The offense showed no hangover from a semifinal game the night before that featured 178 combined points. The Gamecocks started the game out on a 12-2 run in the first three minutes of play, punctuated by a 3 from Sindarius Thornwell. Tulsa cut the lead to 12-8, but Carolina went off again with another 17-4 run from there to go up 29-12 through the first 12 minutes of the game. The fast start was thanks in part to an 11-of-16 start from the field for Carolina, including all four 3-point attempts.

A veteran Tulsa team would not panic, though, and were able to chip away and got the deficit back down to single digits by the half-time break, 38-29. The Gamecock defense forced eight turnovers in the period and held the Golden Hurricanes to 31 percent from the field (9-of-29). Mindaugas Kacinas and Michael Carrera each had six points and five rebounds, Laimonas Chatkevicius led the team with nine points.

The Gamecocks hit their first four shots coming out of the half-time break and extended the lead back up to 14, 48-34, just three minutes into the half. Tulsa came back strong with a 14-4 run in less than four minutes to set a more tense tone that would carry through the remainder of the game. Tulsa's Shaquille Harrison was the comeback catalyst, scoring 15 of his team-high 20 points in the second half, and the Hurricanes would keep hanging around down the final ten minutes of action. Carolina was able to push the lead back up to ten on three different occasions, but could never pull away like it had in the first half.

After a pair of free throws from Chatkevicius pushed the lead up to 76-66 with three minutes to go, Tulsa would make its final push. James Woodard converted a three-point play with 2:30 to go to make it 76-69, then hit a pair of free throws with 34 seconds to bring it to five, 80-75. That would ultimately be the Hurricane's final points, as the Gamecocks made 3-of-4 free throws after Tulsa fouls to stop the clock, leading to the 83-75 final.

GAME 3



Official Basketball Box Score - Game Totals - Final Statistics
DePaul vs South Carolina
 11/20/15 7:10 p.m.AST at St. Thomas, U.S. Virgin Islands

DePaul 61 • 1-2

##	Player	Total		3-Ptr		Rebounds		PF	TP	A	TO	Blk	Stl	Min
		FG	FGA	FG	FGA	FT	FTA							
03	STIMAGE, Rashaun	f	2-4	0-0	0-0	0	1	4	4	0	0	1	0	15
04	HENRY, Myke	f	2-6	0-1	2-2	3	2	5	4	6	0	4	1	20
02	HAMILTON IV, Tommy	c	1-6	0-2	1-4	1	5	6	0	3	0	2	0	23
05	GARRETT, Billy	g	2-6	0-2	7-7	0	2	2	11	4	2	0	0	29
11	CAIN, Eli	g	2-10	0-1	1-2	3	3	6	2	5	1	0	0	17
00	CURRINGTON, RJ	g	1-1	0-0	0-1	0	0	0	2	2	0	0	0	3
01	WOOD, Darrick	g	5-11	1-4	3-4	0	2	2	4	14	0	1	0	25
10	MOLIARI, David	g	0-0	0-0	0-0	0	0	0	0	0	0	0	0	1
12	PHILLIPS, Develle	g	0-0	0-0	0-2	0	0	0	0	0	0	0	0	2
13	DOLINS, Cory	g	0-0	0-0	0-0	0	0	0	0	0	0	0	0	1
15	SIMPSON, Aaron	g	2-6	2-4	0-0	1	2	3	1	6	4	2	0	24
23	GAZI, Erten	g	1-1	0-0	2-2	0	1	1	1	4	0	2	0	9
30	BARRY, Umar	g	0-0	0-0	0-0	0	0	0	0	0	0	0	0	2
30	RYCKBOSCH, Peter	g	1-1	0-0	3-5	2	2	4	2	5	0	1	0	20
33	HANEL, Joe	g	0-0	0-0	1-2	0	0	4	1	0	0	0	0	9
	Team													
	Totals		19-52	3-14	20-31	10	23	37	61	9	15	2	4	200

FG % 1st Half: 9-23 39.1% 2nd Half: 10-29 34.5% Game: 19-52 36.5%
 3FG % 1st Half: 2-9 22.2% 2nd Half: 1-5 20.0% Game: 3-14 21.4%
 FT % 1st Half: 8-12 66.7% 2nd Half: 12-19 63.2% Game: 20-31 64.5%

South Carolina 76 • 3-0

##	Player	Total		3-Ptr		Rebounds		PF	TP	A	TO	Blk	Stl	Min
		FG	FGA	FG	FGA	FT	FTA							
14	CHATKEVICIUS, L.	f	3-11	1-1	1-2	3	2	5	3	7	0	1	1	23
24	CARRERA, Michael	f	2-3	1-1	2-2	2	5	7	3	7	4	1	0	27
25	KACINAS, Mindaugas	f	6-13	1-5	10-15	4	1	5	2	23	1	2	0	33
00	THORNWELL, Sindarius	g	4-10	0-1	2-3	3	7	10	3	10	3	3	0	31
15	DOZIER, PJ	g	3-6	0-0	1-2	1	1	2	2	7	0	2	1	14
01	STROMAN, Marcus	g	2-6	1-3	2-2	3	3	2	7	0	1	0	0	18
02	DOBY, Raymond	g	0-0	0-0	0-0	0	0	0	3	0	1	0	0	1
04	GREGORY, Jamall	g	0-0	0-0	0-0	0	0	0	0	0	0	0	0	1
10	NOTICE, Duane	g	3-8	2-2	3-4	1	1	2	11	3	1	0	1	23
20	MCKIE, Justin	g	0-0	0-0	0-0	0	1	1	0	0	0	0	0	8
23	COBB, Eric	g	0-0	0-0	0-0	0	3	3	0	0	0	0	0	10
30	SILVA, Chris	g	1-3	0-0	2-4	0	2	2	4	4	0	1	1	10
	Team													
	Totals		24-60	5-13	23-34	16	27	43	27	76	11	12	4	200

FG % 1st Half: 12-28 42.9% 2nd Half: 12-32 37.5% Game: 24-60 40.0%
 3FG % 1st Half: 3-7 42.9% 2nd Half: 2-6 33.3% Game: 5-13 38.5%
 FT % 1st Half: 10-17 58.8% 2nd Half: 13-17 76.5% Game: 23-34 67.6%

Officials: Les Jones, Nathan Farrell, Justin Porterfield
 Technical fouls: DePaul-None. South Carolina-None.
 Attendance: 200
 2015 Paradise Jam Men's Basketball, Presented by Basketball Travelers

Score by periods	1st	2nd	Total
DePaul	28	33	61
South Carolina	37	39	76

Last FG - DPU 2nd-04:44, SC 2nd-04:07
 Largest lead - DPU None, SC by 16 2nd-11:19.
 DPU led for 00:00. SC led for 38:50. Game was tied for 01:10.

GAME 4



Official Basketball Box Score - Game Totals - Final Statistics
Hofstra vs South Carolina
 11/22/15 10:30p.m.AST at St. Thomas, U.S. Virgin Islands

Hofstra 84 • 3-1

##	Player	Total		3-Ptr		Rebounds		PF	TP	A	TO	Blk	Stl	Min
		FG	FGA	FG	FGA	FT	FTA							
02	TANKSLEY, Ameen	f	7-13	4-7	0-2	0	3	3	18	3	1	1	0	32
11	GUSTYS, Rokas	f	0-1	0-0	2-4	2	4	3	2	0	0	0	0	25
12	KOON, Denton	f	3-7	1-2	0-0	1	2	3	4	7	4	1	0	23
01	GREEN, Juan'ya	g	7-15	6-13	8-10	0	2	2	3	28	7	5	0	39
04	BERNARDI, Brian	g	5-7	4-6	0-0	0	2	2	0	14	1	2	0	35
00	NICHOLS, Malik	g	1-5	1-3	0-0	0	1	1	5	3	0	2	0	22
03	WRIGHT-FOREMAN, J.	g	2-3	0-1	0-0	0	2	2	1	4	0	0	1	9
04	BUJE, Desure	g	3-4	1-2	1-1	0	0	0	2	8	1	3	0	13
44	WALKER, Andre	g	0-0	0-0	0-0	0	0	0	0	0	0	0	0	2
	Team													
	Totals		28-55	17-34	11-17	6	17	23	21	84	16	14	2	200

FG % 1st Half: 13-30 43.3% 2nd Half: 15-25 60.0% Game: 28-55 50.9%
 3FG % 1st Half: 8-18 44.4% 2nd Half: 9-16 56.3% Game: 17-34 50.0%
 FT % 1st Half: 5-10 50.0% 2nd Half: 6-7 85.7% Game: 11-17 64.7%

South Carolina 94 • 4-0

##	Player	Total		3-Ptr		Rebounds		PF	TP	A	TO	Blk	Stl	Min
		FG	FGA	FG	FGA	FT	FTA							
14	CHATKEVICIUS, L.	f	8-14	0-0	1-3	3	2	5	1	17	1	0	3	28
24	CARRERA, Michael	f	7-11	2-2	1-2	1	3	4	3	17	1	2	0	27
25	KACINAS, Mindaugas	f	9-10	0-1	0-2	2	3	5	3	18	1	2	0	31
00	THORNWELL, Sindarius	g	4-8	0-2	6-8	1	8	9	1	14	6	0	0	33
15	DOZIER, PJ	g	5-10	2-2	1-1	4	5	3	12	2	3	0	0	26
01	STROMAN, Marcus	g	0-1	0-0	1	0	1	4	0	2	0	0	1	15
10	NOTICE, Duane	g	2-7	1-2	2-2	1	0	1	0	7	3	0	0	25
23	COBB, Eric	g	1-2	0-0	0-0	0	0	0	1	2	0	0	0	4
30	SILVA, Chris	g	1-5	0-0	5-6	3	3	2	7	0	2	0	0	11
	Team													
	Totals		37-68	5-9	15-23	18	23	41	18	94	16	9	4	200

FG % 1st Half: 18-38 47.4% 2nd Half: 19-30 63.3% Game: 37-68 54.4%
 3FG % 1st Half: 2-5 40.0% 2nd Half: 3-4 75.0% Game: 5-9 55.6%
 FT % 1st Half: 8-15 53.3% 2nd Half: 7-8 87.5% Game: 15-23 65.2%

Officials: Bryan Kersey, Justin Porterfield, Nathan Ferrall
 Technical fouls: Hofstra-None. South Carolina-None.
 Attendance: 1715
 2015 Paradise Jam Men's Basketball Tournament.
 Presented by Basketball Travelers

Score by periods	1st	2nd	Total
Hofstra	39	45	84
South Carolina	46	48	94

Last FG - HOFSTRA 2nd-00:50, SC 2nd-00:38.
 Largest lead - HOFSTRA by 1 1st-16:18, SC by 14 2nd-03:38.
 HOFSTRA led for 00:36. SC led for 37:40. Game was tied for 01:44.

GAME 6 - CAROLINA 92, LIPSCOMB 76
NOV. 27, 2015/COLONIAL LIFE ARENA

COLUMBIA, S.C. - South Carolina's men's basketball team would run its record to 6-0 Friday afternoon in its return to the Colonial Life Arena, pulling away from Lipscomb (3-5) by a score of 92-76. The Gamecocks could seemingly not miss from inside, and received double-digit scoring efforts from six different players.

Lipscomb entered the day with one of the most 3-point-reliant offenses in the country, and it would lean on that strength throughout the first half, ultimately making six in the first half. South Carolina would do what it does best too -- get the ball inside and take advantage of a deep post rotation. The Gamecocks would score 34 points in the paint in the first half, with Mindaugas Kacinas (nine points) and Laimonas Chatkevicius (six points) converting 7-of-8 field goal attempts combined.

The game would be tied at 19-all through the first eight minutes of action, but the Gamecocks were able to get some breathing room behind a 7-0 run in just 36 seconds. A technical foul on the Bisons would be sandwiched by a missed shot and a turnover to enable the run. Carolina would enjoy a two-possession lead for the final 11 minutes of the half, ending on a 6-0 run to take its largest lead of the day before halftime, 51-40.

With the two offenses making 50 percent of their field goals in the half, it would be Carolina's defense that would provide the difference. Turnovers forced by the backcourt players would lead to easy baskets in transition; four different Gamecock guards recorded two steals apiece in the first half and Lipscomb would ultimately turn the ball over 15 times in the 20-minute period. Those turnovers would directly lead to 16 points, 12 coming out of the fast break.

The Bisons made their first four field goals out of the intermission, and after a three-point play from Eli Pepper the visitors would cut the deficit to 62-57. The Gamecocks would hit the gas pedal again to keep a comfortable pace, taking a 9-0 run in the following three minutes to take their biggest lead so far. Lipscomb missed nine straight shots during Carolina's run, and finished the game 9-of-36 from the field after 4-of-4 start.

A pass-first mentality continued to serve the Gamecocks in the second half, the team recorded assists on nine of the first ten field goals made after a first half where 14 of 23 field goals came with assists as well. Carolina's lead would grow as large as 20 with five minutes to go, with a barrage from all over the court offensively. Six different players would score in double figures for the Gamecocks on the afternoon, led again by Chatkevicius (with 17). Lipscomb went scoreless for the final three minutes of regulation and finished the half shooting 32.5 percent compared to Carolina's 53.8.

GAME 6



Official Basketball Box Score - Game Totals - Final Statistics
Lipscomb vs South Carolina
 11/27/15 2 p.m. ET at Columbia, S.C. (Colonial Life Arena)

Lipscomb 76 • 3-5

#	Player	Total			3-Ptr			Rebounds			PF	TP	A	TO	Blk	Stl	Min
		FG	FGA	FT	FTA	FG	FGA	FT	FTA	Off							
22	PEPPER, ELI	f	3-4	0-0	1-3	1	4	5	4	7	3	2	0	0	0	19	
33	WISHON, DAVID	c	1-1	0-0	0-0	0	0	0	4	2	0	1	1	2	14		
02	WILLIAMS, JOSH	g	8-14	5-7	0-0	3	0	3	3	21	0	4	0	1	22		
04	MORAN, NATHAN	g	4-11	2-8	2-2	0	3	3	2	12	8	4	0	1	26		
12	HAMPTON, JC	g	0-7	0-4	1-3	1	1	2	1	1	4	4	0	1	29		
01	MILLER, CAM		2-3	1-1	3-4	0	0	0	1	8	1	0	1	1	16		
11	DUVALL, ASA		0-1	0-0	0-0	0	0	0	0	0	1	0	0	0	5		
14	MATHEWS, GARRISON		3-11	3-7	0-0	0	1	1	1	9	1	0	0	2	20		
21	SMITH, CHARLES		0-2	0-0	0-0	0	0	0	0	0	0	0	0	0	2		
23	KORN, AARON		2-5	0-2	0-0	1	4	5	2	4	0	0	0	0	15		
32	WISHON, BRETT		3-8	2-6	2-2	1	4	5	1	10	0	2	1	0	25		
55	BRAMMEIER, GEORGE		1-2	0-0	0-0	0	1	1	5	2	1	0	0	0	7		
	Team					3	1	4									
Totals			27-68	13-35	9-14	10	19	29	24	76	18	18	3	8	200		

FG % 1st Half: 14-28 50.0% 2nd half: 13-40 32.5% Game: 27-68 39.7% Deadball Rebounds 4.2
 3FG % 1st Half: 6-11 54.5% 2nd half: 7-24 29.2% Game: 13-35 37.1%
 FT % 1st Half: 6-9 66.7% 2nd half: 3-5 60.0% Game: 9-14 64.3%

South Carolina 92 • 6-0

#	Player	Total			3-Ptr			Rebounds			PF	TP	A	TO	Blk	Stl	Min
		FG	FGA	FT	FTA	FG	FGA	FT	FTA	Off							
14	CHATKEVICIUS, L	f	7-7	0-0	3-3	1	2	3	3	17	1	2	1	1	24		
24	CARRERA, Michael	f	4-6	2-3	3-3	1	3	4	4	13	1	3	1	3	21		
25	KACINAS, Mindaugas	f	7-10	0-1	1-2	2	4	6	2	15	0	1	1	0	30		
00	THORNWELL, Sindarius	g	0-5	0-3	2-4	0	5	5	2	6	4	0	2	0	30		
15	DOZIER, PJ	g	5-11	1-3	0-2	2	4	6	2	11	5	4	1	2	23		
02	DOBY, Raymond		0-1	0-0	0-0	0	1	1	0	0	0	0	0	0	2		
04	GREGORY, Jamall		0-0	0-0	0-0	0	0	0	0	0	0	0	0	0	2		
05	BLANTON, TeMarcus		0-0	0-0	0-0	0	0	0	1	0	1	0	0	0	5		
10	NOTICE, Duane		5-16	2-6	4-5	2	3	5	2	16	5	0	1	3	24		
20	MCKIE, Justin		3-6	0-3	0-0	0	1	1	2	6	5	0	0	1	19		
23	COBB, Eric		0-0	0-0	0-0	0	1	1	0	0	0	0	0	0	2		
30	SILVA, Chris		3-4	0-0	6-8	2	5	7	1	12	1	2	2	0	18		
	Team					2	2	4									
Totals			34-66	5-19	19-27	12	31	43	19	92	24	17	7	12	200		

FG % 1st Half: 20-40 50.0% 2nd half: 14-26 53.8% Game: 34-66 51.5% Deadball Rebounds 7.1
 3FG % 1st Half: 3-12 25.0% 2nd half: 2-7 28.6% Game: 5-19 26.3%
 FT % 1st Half: 8-13 61.5% 2nd half: 11-14 78.6% Game: 19-27 70.4%

Officials: Lee Cassell, Tony Henderson, Glenn Tuitt
 Technical fouls: Lipscomb-WILLIAMS, JOSH. South Carolina-None.
 Attendance: 8793

Score by periods	1st	2nd	Total
Lipscomb	40	36	76
South Carolina	51	41	92

	In	Off	2nd	Fast	Bench
Points	28	13	9	9	33
LIP	54	18	13	16	34
SC					

Last FG - LIP 2nd-02:57, SC 2nd-02:05. Score tied - 2 times.
 Largest lead - LIP by 3 1st-15:53, SC by 20 2nd-05:09. Lead changed - 10 times.
 LIP led for 04:10, SC led for 34:22. Game was tied for 01:28.



#24 - MICHAEL CARRERA

SENIOR | FORWARD | 6'5" | 214 | 3 LETTERS

ANZOÁTEGUI, VENEZUELA/MONTROSE CHRISTIAN SCHOOL

SEASON NOTABLES

- Team's top returning rebounder after collecting 5.7 per game last season
- Has led the team in rebounding all three of his seasons at South Carolina, including a career high 7.2 per game during his rookie season (2012-13)
- Scored five points and collected three rebounds before fouling out of exhibition vs. Allen
- Tallied four points and collected six rebounds in season opener vs. Norfolk State
- Scored eight points with six rebounds in just 15 minutes against Oral Roberts
- Led team with four assists vs. DePaul, adding seven points and seven rebounds in 27 minutes
- Posted a season high with 17 points, adding four rebounds and two blocks in win vs. Hofstra
- Came a rebound shy of a double-double against Tulsa, with 16 points and nine rebounds in 29 minutes
- Third-straight game with double-figures, scoring 13 with four assists and a team high three steals vs. Lipscomb

CARRERA'S CAREER HIGHS

Points

Career 23, vs. LSU (Jan. 16, 2013)
 Season 17, vs. Hofstra (Nov. 22, 2015)

Field Goals

Career 7, twice, last vs. Hofstra (Nov. 22, 2015)
 Season 7, vs. Hofstra (Nov. 22, 2015)

Field Goal Attempts

Career 13, twice, last vs. Texas A&M (March 2, 2013)
 Season 11, vs. Hofstra (Nov. 22, 2015)

3-Point Field Goals

Career 2, 6x, last vs. Lipscomb (Nov. 27, 2015)
 Season 2, twice, last vs. Lipscomb (Nov. 27, 2015)

3-Point Field Goal Attempts

Career 5, vs. Longwood (Nov. 9, 2013)
 Season 4, vs. Norfolk State (Nov. 14, 2015)

Free Throws

Career 9, vs. LSU (Jan. 16, 2013)
 Season 3, twice, last vs. Lipscomb (Nov. 27, 2015)

Free Throw Attempts

Career 10, vs. LSU (Jan. 16, 2013)
 Season 4, vs. Tulsa (Nov. 23, 2015)

Rebounds

Career 15, vs. Milwaukee (Nov. 1, 2012)
 Season 9, vs. Tulsa (Nov. 23, 2015)

Assists

Career 5, vs. Auburn (Jan. 12, 2013)
 Season 4, vs. DePaul (Nov. 20, 2015)

Blocks

Career 4, twice, last vs. Alabama (Feb. 15, 2014)
 Season 2, vs. Hofstra (Nov. 22, 2015)

Steals

Career 4, at Texas A&M (Jan. 15, 2014)
 Season 3, vs. Lipscomb (Nov. 27, 2015)

Minutes Played

Career 36, vs. LSU (Jan. 16, 2013)
 Season 29, vs. Tulsa (Nov. 23, 2015)

2015-16

Opponent	Date	GS	Min	FG-FGA	Pct	3FG-FGA	Pct	FT-FTA	Pct	Off	Def	Tot	Avg	PF	FO	A	TO	Blk	Stl	Pts	Avg
Norfolk State	11/14/15	*	26	1-8	.125	1-4	.250	1-2	.500	1	5	6	6.0	1	0	1	2	1	1	4	4.0
Oral Roberts	11/16/15	*	15	3-5	.600	0-0	.000	2-2	1.000	2	4	6	6.0	3	0	2	0	0	1	8	6.0
vs. DePaul	11/20/15	*	27	2-3	.667	1-1	1.000	2-2	1.000	2	5	7	6.3	3	0	4	1	0	0	7	6.3
vs. Hofstra	11/22/15	*	27	7-11	.636	2-2	1.000	1-2	.500	1	3	4	5.8	3	0	1	1	2	0	17	9.0
vs. Tulsa	11/23/15	*	29	6-10	.600	1-2	.500	3-4	.750	4	5	9	6.4	4	0	2	0	0	0	16	10.4
Lipscomb	11/27/15	*	21	4-6	.667	2-3	.667	3-3	1.000	1	3	4	6.0	4	0	1	3	1	3	13	10.8
Western Carolina	11/30/15																				
USF	12/5/15																				
Drexel	12/15/15																				
at Clemson	12/18/15																				
vs. St. John's	12/22/15																				
Francis Marion	12/30/15																				
Memphis	1/2/16																				
at Auburn	1/5/16																				
Vanderbilt	1/9/16																				
at Alabama	1/13/16																				
Missouri	1/16/16																				
at Ole Miss	1/19/16																				
at Tennessee	1/23/16																				
Mississippi State	1/26/16																				
Alabama	1/30/16																				
at Georgia	2/2/16																				
Texas A&M	2/6/16																				
LSU	2/10/16																				
Kentucky	2/13/16																				
at Missouri	2/16/16																				
Florida	2/20/16																				
Tennessee	2/24/16																				
at Mississippi State	2/27/16																				
Georgia	3/3/16																				
at Arkansas	3/5/16																				

CAREER STATISTICS

Season	GP-GS	Min	Avg	FG	FGA	Pct	3FG	3FGA	Pct	FT	FTA	Pct	Off	Def	Tot	Avg	PF	FO	Ast	TO	Blk	Stl	Pts	Avg
2012-13	27-22	572	21.2	89	201	.443	7	20	.350	83	112	.741	80	115	195	7.2	85	5	17	51	17	9	268	9.9
2013-14	33-20	649	19.7	64	169	.379	7	30	.233	63	100	.630	76	110	186	5.6	87	1	17	38	32	26	198	6.0
2014-15	30-21	635	21.2	70	167	.419	12	39	.308	62	88	.705	65	107	172	5.7	88	3	12	32	20	12	214	7.1
2015-16	6-6	145	24.2	23	43	.535	7	12	.583	12	15	.800	11	25	36	6.0	18	0	11	7	4	5	65	10.8
Totals	96-69	2001	20.8	246	580	.424	33	101	.327	220	315	.698	232	357	589	6.1	278	9	7	128	73	52	745	7.8

CAREER SEC STATISTICS

Season	GP-GS	Min	Avg	FG	FGA	Pct	3FG	3FGA	Pct	FT	FTA	Pct	Off	Def	Tot	Avg	PF	FO	Ast	TO	Blk	Stl	Pts	Avg
2013	18-15	394	21.9	59	139	.424	5	15	.333	53	74	.716	54	77	131	7.3	57	4	11	32	8	8	176	9.8
2014	18-14	395	21.9	34	90	.378	3	13	.231	32	55	.582	49	69	118	6.6	52	1	9	18	19	16	103	5.7
2015	18-13	404	22.4	43	101	.426	7	24	.292	40	51	.784	46	69	107	6.4	54	2	9	21	12	6	133	7.4
Totals	54-42	1194	22.1	136	330	.412	15	52	.288	125	180	.694	149	215	364	6.7	163	7	29	71	39	30	412	7.6



#14 - LAIMONAS CHATKEVICIUS

SENIOR | FORWARD | 6'11" | 245 | 3 LETTERS

KLAIPEDA, LITHUANIA/SOUTH KENT SCHOOL (CONN.)

SEASON NOTABLES

- Put together best season of his career during junior campaign, nearly doubling season scoring average and more than doubling blocked shots
- 1.3 blocks per game as a junior ranked eighth in the SEC
- Tallied a double-double in exhibition vs. Allen with 12 points and 13 rebounds, including five offensive boards
- 13 points with four rebounds, one assist and one block in 21 minutes in the opener vs. Norfolk State
- Erupted for 19 second-half points to set a new career high of 27 in a win over Oral Roberts
- Seven points and five rebounds, including three offensive boards, in win vs. DePaul
- Tallied 17 points and five rebounds along with a team high three blocks in win vs. Hofstra
- Scored 17 points in 27 minutes of play against Tulsa in the Paradise Jam finale
- Led the team for the second-straight game, posting his fifth double-figure outing of the season with 17 points vs. Lipscomb; a perfect 7-of-7 from the floor vs. the Bisons

CHATKEVICIUS' CAREER HIGHS

Points

Career 27, vs. Oral Roberts (Nov. 16, 2015)

Season 27, vs. Oral Roberts (Nov. 16, 2015)

Field Goals

Career 9, vs. Oral Roberts (Nov. 16, 2015)

Season 9, vs. Oral Roberts (Nov. 16, 2015)

Field Goal Attempts

Career 14, twice, last vs. Hofstra (Nov. 22, 2015)

Season 14, twice, last vs. Hofstra (Nov. 22, 2015)

3-Point Field Goals

Career 2, twice, last vs. Oral Roberts (Nov. 16, 2015)

Season 2, vs. Oral Roberts (Nov. 16, 2015)

3-Point Field Goal Attempts

Career 3, vs. Oral Roberts (Nov. 16, 2015)

Season 3, vs. Oral Roberts (Nov. 16, 2015)

Free Throws

Career 8, vs. Arkansas (March 13, 2014)

Season 7, vs. Oral Roberts (Nov. 16, 2015)

Free Throw Attempts

Career 11, vs. Oral Roberts (Nov. 16, 2015)

Season 11, vs. Oral Roberts (Nov. 16, 2015)

Rebounds

Career 13, vs. UNC Asheville (Nov. 26, 2014)

Season 6, vs. Oral Roberts (Nov. 16, 2015)

Assists

Career 4, vs. Jacksonville (Dec. 7, 2012)

Season 1, twice, last vs. Lipscomb (Nov. 27, 2015)

Blocks

Career 3, 7x, vs. Hofstra (Nov. 22, 2015)

Season 3, vs. Hofstra (Nov. 22, 2015)

Steals

Career 3, at Tennessee (Feb. 8, 2014)

Season 1, 4x, last vs. Lipscomb (Nov. 27, 2015)

Minutes Played

Career 35, vs. Mississippi State (Feb. 28, 2015)

Season 28, vs. Hofstra (Nov. 22, 2015)

2015-16

Opponent	Date	GS	Min	FG-FGA	Pct	3FG-FGA	Pct	FT-FTA	Pct	Off	Def	Tot	Avg	PF	FO	A	TO	Blk	Stl	Pts	Avg
Norfolk State	11/14/15	*	21	5-8	.625	0-1	.000	3-3	1.000	3	1	4	4.0	2	0	1	0	1	0	13	13.0
Oral Roberts	11/16/15	*	25	9-14	.643	2-3	.667	7-11	.636	4	2	6	5.0	3	0	0	0	1	1	27	20.0
vs. DePaul	11/20/15	*	23	3-11	.272	0-1	.000	1-2	.500	3	2	5	5.0	3	0	0	1	1	0	7	15.7
vs. Hofstra	11/22/15	*	28	8-14	.571	0-0	.000	1-3	.333	3	2	5	5.0	1	0	1	0	3	1	17	16.0
vs. Tulsa	11/23/15	*	27	6-10	.600	1-1	1.000	4-4	1.000	0	3	3	4.6	4	0	0	0	1	1	17	16.2
Lipscomb	11/27/15	*	24	7-7	1.000	0-0	.000	3-3	1.000	1	2	3	4.3	3	0	1	2	1	1	17	16.3
Western Carolina	11/30/15																				
USF	12/5/15																				
Drexel	12/15/15																				
at Clemson	12/18/15																				
vs. St. John's	12/22/15																				
Francis Marion	12/30/15																				
Memphis	1/2/16																				
at Auburn	1/5/16																				
Vanderbilt	1/9/16																				
at Alabama	1/13/16																				
Missouri	1/16/16																				
at Ole Miss	1/19/16																				
at Tennessee	1/23/16																				
Mississippi State	1/26/16																				
Alabama	1/30/16																				
at Georgia	2/2/16																				
Texas A&M	2/6/16																				
LSU	2/10/16																				
Kentucky	2/13/16																				
at Missouri	2/16/16																				
Florida	2/20/16																				
Tennessee	2/24/16																				
at Mississippi State	2/27/16																				
Georgia	3/3/16																				
at Arkansas	3/5/16																				

CAREER STATISTICS

Season	GP-GS	Min	Avg	FG	FGA	Pct	3FG	3FGA	Pct	FT	FTA	Pct	Off	Def	Tot	Avg	PF	FO	Ast	TO	Blk	Stl	Pts	Avg
2012-13	23-10	304	13.2	38	85	.447	3	10	.300	22	36	.611	28	46	74	3.2	42	1	12	32	13	3	101	4.4
2013-14	33-1	426	12.9	65	121	.537	0	1	.000	29	42	.690	40	94	134	4.1	78	2	13	32	20	13	159	4.8
2014-15	33-26	753	22.8	118	237	.498	8	27	.296	40	55	.727	52	120	172	5.2	74	2	21	45	44	11	284	8.6
2015-16	6-6	148	24.7	38	64	.594	3	6	.500	19	26	.731	14	12	26	4.3	16	0	3	3	8	4	98	16.3
Totals	95-43	1631	17.2	259	507	.511	14	44	.318	110	159	.692	134	272	406	4.3	210	5	49	112	85	31	642	6.8

CAREER SEC STATISTICS

Season	GP-GS	Min	Avg	FG	FGA	Pct	3FG	3FGA	Pct	FT	FTA	Pct	Off	Def	Tot	Avg	PF	FO	Ast	TO	Blk	Stl	Pts	Avg
2013	15-10	214	14.3	23	59	.390	2	7	.286	19	28	.679	17	35	52	3.5	30	1	5	22	11	2	67	4.5
2014	18-1	241	13.4	36	64	.563	0	1	.000	10	17	.588	19	53	72	4.0	51	2	9	22	12	9	82	4.6
2015	18-16	418	23.2	57	125	.456	4	17	.235	21	29	.724	25	64	89	4.9	46	1	13	19	22	5	139	7.7
Totals	51-27	873	17.1	116	248	.468	6	25	.240	50	74	.676	61	152	213	4.2	127	4	27	63	45	16	288	5.6



#25 - MINDAUGAS KACINAS

SENIOR | FORWARD | 6'7" | 229 | 3 LETTERS

KLAIPEDA, LITHUANIA/WORD OF LIFE FIRE TRADITIONAL SCHOOL

SEASON NOTABLES

- Ranks seventh in Gamecock history in career field goal percentage (54.6%), after leading the team in the category the last two seasons
- Averaged 2.3 offensive rebounds per game as a junior
- DNP in exhibition vs. Allen due to lower back pain
- Earned the start in the opener vs. Norfolk State, posting eight points, with four rebounds and two assists in 28 minutes
- Recorded his fourth career double double in a win over Oral Roberts, leading the team with 13 rebounds to go with 12 points.
- Scored a career high with 23 points, while hitting career marks with 10 makes at the foul line on 13 attempts, to lead Gamecocks in win vs. DePaul
- Led the Gamecocks for the second straight game with 18 points and five rebounds in win vs. Hofstra at the Paradise Jam
- Scored 11 points with eight rebounds against Tulsa, and earned a spot on the Paradise Jam all-tournament team for his efforts through the week
- Another steady performance vs. Lipscomb, scoring 15 points with six rebounds and a block; hit 7-of-10 from the floor vs. the Bisons

KACINAS' CAREER HIGHS

Points

Career 23, vs. DePaul (Nov. 20, 2015)
Season 23, vs. DePaul (Nov. 20, 2015)

Field Goals

Career 9, vs. Hofstra (Nov. 22, 2015)
Season 9, vs. Hofstra (Nov. 22, 2015)

Field Goal Attempts

Career 13, vs. DePaul (Nov. 20, 2015)
Season 13, vs. DePaul (Nov. 20, 2015)

3-Point Field Goals

Career 2, twice, last vs. Florida (Jan. 7, 2015)
Season 1, twice, last vs. DePaul (Nov. 20, 2015)

3-Point Field Goal Attempts

Career 5, vs. DePaul (Nov. 20, 2015)
Season 5, vs. DePaul (Nov. 20, 2015)

Free Throws

Career 10, vs. DePaul (Nov. 20, 2015)
Season 10, vs. DePaul (Nov. 20, 2015)

Free Throw Attempts

Career 15, vs. DePaul (Nov. 20, 2015)
Season 15, vs. DePaul (Nov. 20, 2015)

Rebounds

Career 14, vs. Longwood (Nov. 9, 2013)
Season 13, vs. Oral Roberts (Nov. 16, 2015)

Assists

Career 3, 4x, last vs. Oklahoma St. (Dec. 6, 2014)
Season 2, twice, last vs. Oral Roberts (Nov. 16, 2015)

Blocks

Career 3, vs. Appalachian State (Dec. 19, 2012)
Season 2, vs. DePaul (Nov. 20, 2015)

Steals

Career 4, at Marshall (Dec. 1, 2014)
Season 1, vs. Hofstra (Nov. 22, 2015)

Minutes Played

Career 36, 3x, last vs. Florida (March 4, 2014)
Season 33, 3x, last vs. Hofstra (Nov. 22, 2015)

2015-16

Opponent	Date	GS	Min	FG-FGA	Pct	3FG-FGA	Pct	FT-FTA	Pct	Off	Def	Tot	Avg	PF	FO	A	TO	Blk	Stl	Pts	Avg
Norfolk State	11/14/15	*	28	2-7	.285	1-3	.333	3-4	.750	3	1	4	4.0	2	0	2	1	0	0	8	8.0
Oral Roberts	11/16/15	*	33	4=10	.400	0-2	.000	4-4	1.000	6	7	13	8.5	2	0	2	2	1	0	12	10.0
vs. DePaul	11/20/15	*	33	6-13	.461	1-5	.200	10-15	.667	4	1	5	7.3	2	0	1	1	2	0	23	14.3
vs. Hofstra	11/22/15	*	31	9-10	.900	0-1	.000	0-1	.000	2	3	5	6.8	3	0	1	2	0	1	18	15.3
vs. Tulsa	11/23/15	*	32	4-6	.667	1-2	.500	2-4	.500	1	7	8	7.0	2	0	2	0	0	0	11	14.4
Lipscomb	11/27/15	*	30	7-10	.700	0-1	.000	1-2	.500	2	4	6	6.8	2	0	0	1	1	0	15	14.5
Western Carolina	11/30/15																				
USF	12/5/15																				
Drexel	12/15/15																				
at Clemson	12/18/15																				
vs. St. John's	12/22/15																				
Francis Marion	12/30/15																				
Memphis	1/2/16																				
at Auburn	1/5/16																				
Vanderbilt	1/9/16																				
at Alabama	1/13/16																				
Missouri	1/16/16																				
at Ole Miss	1/19/16																				
at Tennessee	1/23/16																				
Mississippi State	1/26/16																				
Alabama	1/30/16																				
at Georgia	2/2/16																				
Texas A&M	2/6/16																				
LSU	2/10/16																				
Kentucky	2/13/16																				
at Missouri	2/16/16																				
Florida	2/20/16																				
Tennessee	2/24/16																				
at Mississippi State	2/27/16																				
Georgia	3/3/16																				
at Arkansas	3/5/16																				

CAREER STATISTICS

Season	GP-GS	Min	Avg	FG	FGA	Pct	3FG	3FGA	Pct	FT	FTA	Pct	Off	Def	Tot	Avg	PF	FO	Ast	TO	Blk	Stl	Pts	Avg
2012-13	31-9	606	19.5	57	110	.518	4	20	.200	34	50	.680	50	66	116	3.7	67	1	21	46	15	10	152	4.9
2013-14	34-27	818	24.1	70	126	.556	0	2	.000	50	77	.649	80	95	175	5.1	103	4	12	53	21	31	190	5.6
2014-15	33-0	710	21.5	74	132	.561	9	29	.310	43	59	.729	77	91	168	5.1	82	3	18	34	14	20	200	6.1
2015-16	6-6	187	31.2	32	56	.571	3	14	.214	20	30	.667	18	23	41	6.8	13	0	8	7	4	2	87	14.5
Totals	104-42	2321	22.3	233	424	.550	16	65	.246	147	216	.681	225	275	500	4.8	265	8	59	140	54	63	629	6.0

CAREER SEC STATISTICS

Season	GP-GS	Min	Avg	FG	FGA	Pct	3FG	3FGA	Pct	FT	FTA	Pct	Off	Def	Tot	Avg	PF	FO	Ast	TO	Blk	Stl	Pts	Avg
2013	17-4	255	15.0	16	40	.400	1	7	.143	11	16	.688	14	27	41	2.4	32	0	7	18	2	4	44	2.6
2014	18-11	382	21.2	34	57	.596	0	0	.000	24	36	.667	38	38	76	4.2	58	2	2	23	13	20	92	5.1
2015	18-0	375	20.8	40	72	.556	6	18	.333	19	30	.633	37	42	79	4.4	50	2	9	17	7	6	105	5.8
Totals	53-15	1012	19.1	90	169	.533	7	25	.280	54	82	.659	89	107	196	3.7	140	4	18	58	22	30	241	4.5



#20 - JUSTIN MCKIE

JUNIOR | GUARD | 6'4" | 197 | 2 LETTERS

COLUMBIA, S.C./IRMO

SEASON NOTABLES

- Put up career numbers in every major category as a sophomore, averaging 3.2 points and 1.8 rebounds in 11.3 minutes per game
- Tallied three points and three assists in exhibition vs. Allen
- Saw action in the opener vs. Norfolk State, scoring five points and collecting one rebound
- Played a season high 19 minutes vs. Lipscomb, scoring six points and dishing a career high five assists

MCKIE'S CAREER HIGHS

Points

Career 12, at Marshall (Dec. 1, 2014)
 Season 6, vs. Lipscomb (Nov. 27, 2015)

Field Goals

Career 5, at Marshall (Dec. 1, 2014)
 Season 3, vs. Lipscomb (Nov. 27, 2015)

Field Goal Attempts

Career 8, at Marshall (Dec. 1, 2014)
 Season 6, twice, last vs. Lipscomb (Nov. 27, 2015)

3-Point Field Goals

Career 2, twice, last vs. UNC Asheville (Nov. 26, 2014)
 Season 1, vs. Norfolk State (Nov. 14, 2015)

3-Point Field Goal Attempts

Career 3, 3x, last vs. Oral Roberts (Nov. 16, 2015)
 Season 3, twice, last vs. Lipscomb (Nov. 27, 2015)

Free Throws

Career 4, vs. Florida (Jan. 7, 2015)
 Season 2, vs. Norfolk State (Nov. 14, 2015)

Free Throw Attempts

Career 4, twice, last vs. Florida (Jan. 7, 2015)
 Season 2, vs. Norfolk State (Nov. 14, 2015)

Rebounds

Career 4, 6x, last vs. Miss. State (Feb. 28, 2015)
 Season 2, vs. Oral Roberts (Nov. 16, 2015)

Assists

Career 2, 3x, last vs. Coker (Dec. 21, 2014)
 Season 5, vs. Lipscomb (Nov. 27, 2015)

Blocks

Career 1, vs. Oklahoma St. (Dec. 6, 2014)
 Season -

Steals

Career 2, vs. Oklahoma St. (Dec. 6, 2014)
 Season 1, vs. Lipscomb (Nov. 27, 2015)

Minutes Played

Career 23, vs. Miss. State (Feb. 28, 2015)
 Season 19, vs. Lipscomb (Nov. 27, 2015)

2015-16

Opponent	Date	GS	Min	FG-FGA	Pct	3FG-FGA	Pct	FT-FTA	Pct	Off	Def	Tot	Avg	PF	FO	A	TO	Blk	Stl	Pts	Avg
Norfolk State	11/14/15	3	1-2	.500	1-2	.500	2-2	1.000	0	1	1	1.0	0	0	0	0	0	0	0	5	5.0
Oral Roberts	11/16/15	12	0-6	.000	0-3	.000	0-0	.000	1	1	2	1.5	2	0	0	0	0	0	0	0	2.5
vs. DePaul	11/20/15	8	0-0	.000	0-0	.000	0-0	.000	0	1	1	1.3	0	0	0	0	0	0	0	0	1.7
vs. Hofstra	11/22/15	-	-	-	-	-	-	-	-	-	-	-	-	-	-	-	-	-	-	-	-
vs. Tulsa	11/23/15	2	0-0	.000	0-0	.000	0-0	.000	0	0	0	1.0	0	0	0	0	0	0	0	0	1.3
Lipscomb	11/27/15	19	3-6	.500	0-3	.000	0-0	.000	0	1	1	1.0	2	0	5	0	0	0	1	6	2.2
Western Carolina	11/30/15																				
USF	12/5/15																				
Drexel	12/15/15																				
at Clemson	12/18/15																				
vs. St. John's	12/22/15																				
Francis Marion	12/30/15																				
Memphis	1/2/16																				
at Auburn	1/5/16																				
Vanderbilt	1/9/16																				
at Alabama	1/13/16																				
Missouri	1/16/16																				
at Ole Miss	1/19/16																				
at Tennessee	1/23/16																				
Mississippi State	1/26/16																				
Alabama	1/30/16																				
at Georgia	2/2/16																				
Texas A&M	2/6/16																				
LSU	2/10/16																				
Kentucky	2/13/16																				
at Missouri	2/16/16																				
Florida	2/20/16																				
Tennessee	2/24/16																				
at Mississippi State	2/27/16																				
Georgia	3/3/16																				
at Arkansas	3/5/16																				

CAREER STATISTICS

Season	GP-GS	Min	Avg	FG	FGA	Pct	3FG	3FGA	Pct	FT	FTA	Pct	Off	Def	Tot	Avg	PF	FO	Ast	TO	Blk	Stl	Pts	Avg
2013-14	17-0	80	4.7	3	17	.176	1	8	.125	2	4	.500	4	12	16	0.9	8	0	5	5	0	3	9	0.5
2014-15	25-0	282	11.3	26	67	.388	11	36	.306	18	23	.783	11	33	44	1.8	20	0	8	11	3	9	81	3.2
2015-16	5-0	44	8.8	4	14	.286	1	8	.125	2	2	1.000	1	4	5	1.0	4	0	5	0	0	1	11	2.2
Totals	47-0	406	8.6	33	98	.337	13	52	.250	22	29	.759	16	49	65	1.4	32	0	18	16	3	13	101	2.1

CAREER SEC STATISTICS

Season	GP-GS	Min	Avg	FG	FGA	Pct	3FG	3FGA	Pct	FT	FTA	Pct	Off	Def	Tot	Avg	PF	FO	Ast	TO	Blk	Stl	Pts	Avg
2014	9-0	56	6.2	2	11	.182	1	5	.200	0	0	.000	1	9	10	1.1	7	0	5	5	0	2	5	0.6
2015	12-0	130	10.8	5	21	.238	2	11	.182	6	6	1.000	6	12	18	1.5	10	0	1	6	1	2	18	1.5
Totals	21-0	186	8.9	7	32	.219	3	16	.188	6	6	1.000	7	21	28	1.3	17	0	6	11	1	4	23	1.1



#10 - DUANE NOTICE

JUNIOR | GUARD | 6'2" | 218 | 2 LETTERS

WOODBIDGE, ONTARIO, CANADA/ST. THOMAS MORE

SEASON NOTABLES

- Is Carolina's top returning scorer after averaging 11.7 points per game last season, posting 20 double-figure scoring games, including three 20-point performances
- Also team's top returning threat from beyond the arc after hitting 36.3 percent of his attempts from 3 last season
- Scored three points, dished two assists in exhibition vs. Allen
- Scored a team high 14 points off the bench vs. Norfolk State, hitting three 3s and dishing three assists in 20 minutes
- Hit four 3-pointers and scored 18 points in a win over Oral Roberts
- Perfect 2-of-2 from 3-point range in win vs. DePaul, scoring 11 points, all in the first half
- Converted a career-high 7-of-10 attempts from the free throw line against Tulsa, finishing with 11 points
- Season high five assists to go along with 16 points and matched a career high with three steals in win vs. Lipscomb

NOTICE'S CAREER HIGHS

Points

Career 27, at Marshall (Dec. 1, 2014)
 Season 18, vs. Oral Roberts (Nov. 16, 2015)

Field Goals

Career 10, at Marshall (Dec. 1, 2014)
 Season 6, vs. Oral Roberts (Nov. 16, 2015)

Field Goal Attempts

Career 18, twice, last at LSU (Jan. 28, 2015)
 Season 16, vs. Lipscomb (Nov. 27, 2015)

3-Point Field Goals

Career 5, vs. Clemson (Dec. 20, 2014)
 Season 4, vs. Oral Roberts (Nov. 16, 2015)

3-Point Field Goal Attempts

Career 11, twice, last at Alabama (Feb. 24, 2015)
 Season 7, vs. Oral Roberts (Nov. 16, 2015)

Free Throws

Career 7, twice, last vs. Tulsa (Nov. 23, 2015)
 Season 7, vs. Tulsa (Nov. 23, 2015)

Free Throw Attempts

Career 10, twice, last vs. Tulsa (Nov. 23, 2015)
 Season 7, vs. Tulsa (Nov. 23, 2015)

Rebounds

Career 8, vs. Auburn (March 12, 2014)
 Season 5, vs. Lipscomb (Nov. 27, 2015)

Assists

Career 8, vs. SC State (Jan. 3, 2014)
 Season 5, vs. Lipscomb (Nov. 27, 2015)

Blocks

Career 1, 8x, vs. Lipscomb (Nov. 27, 2015)
 Season 1, vs. Lipscomb (Nov. 27, 2015)

Steals

Career 3, 4x, last, vs. Lipscomb (Nov. 27, 2015)
 Season 3, vs. Lipscomb (Nov. 27, 2015)

Minutes Played

Career 40, vs. Texas A&M (Feb. 21, 2015)
 Season 29, vs. Tulsa (Nov. 23, 2015)

2015-16

Opponent	Date	GS	Min	FG-FGA	Pct	3FG-FGA	Pct	FT-FTA	Pct	Off	Def	Tot	Avg	PF	FO	A	TO	Blk	Stl	Pts	Avg
Norfolk State	11/14/15	20	4-11	.364	3-6	.500	3-3	1.000	1	2	3	3.0	3	0	3	0	0	0	14	14.0	
Oral Roberts	11/16/15	27	6-12	.500	4-7	.571	2-2	1.000	1	3	4	3.5	1	0	0	1	0	2	18	16.0	
vs. DePaul	11/20/15	23	3-8	.375	2-2	1.000	3-4	.750	1	1	2	3.0	2	0	3	1	0	1	11	14.3	
vs. Hofstra	11/22/15	25	2-7	.285	1-2	.500	2-2	1.000	1	0	1	2.5	0	0	3	0	0	1	7	12.5	
vs. Tulsa	11/23/15	29	2-7	.285	0-1	.000	7-10	.700	0	0	0	2.0	0	0	1	1	0	0	11	12.2	
Lipscomb	11/27/15	24	5-16	.312	2-6	.333	4-5	.800	2	3	5	2.5	2	0	5	0	1	3	16	12.8	
Western Carolina	11/30/15																				
USF	12/5/15																				
Drexel	12/15/15																				
at Clemson	12/18/15																				
vs. St. John's	12/22/15																				
Francis Marion	12/30/15																				
Memphis	1/2/16																				
at Auburn	1/5/16																				
Vanderbilt	1/9/16																				
at Alabama	1/13/16																				
Missouri	1/16/16																				
at Ole Miss	1/19/16																				
at Tennessee	1/23/16																				
Mississippi State	1/26/16																				
Alabama	1/30/16																				
at Georgia	2/2/16																				
Texas A&M	2/6/16																				
LSU	2/10/16																				
Kentucky	2/13/16																				
at Missouri	2/16/16																				
Florida	2/20/16																				
Tennessee	2/24/16																				
at Mississippi State	2/27/16																				
Georgia	3/3/16																				
at Arkansas	3/5/16																				

CAREER STATISTICS

Season	GP-GS	Min	Avg	FG	FGA	Pct	3FG	3FGA	Pct	FT	FTA	Pct	Off	Def	Tot	Avg	PF	FO	Ast	TO	Blk	Stl	Pts	Avg
2013-14	34-22	856	25.2	90	237	.380	21	58	.362	78	116	.672	35	64	99	2.9	72	2	99	89	4	20	279	8.2
2014-15	33-33	987	29.9	127	337	.377	61	168	.363	72	91	.791	20	67	87	2.6	61	0	89	60	4	29	387	11.7
2015-16	6-0	148	24.7	22	61	.361	12	24	.500	21	26	.808	6	9	15	2.5	8	0	15	3	1	7	77	12.8
Totals	73-55	1991	27.3	239	635	.376	94	250	.376	171	233	.734	61	140	201	2.8	141	2	203	152	9	56	743	10.2

CAREER SEC STATISTICS

Season	GP-GS	Min	Avg	FG	FGA	Pct	3FG	3FGA	Pct	FT	FTA	Pct	Off	Def	Tot	Avg	PF	FO	Ast	TO	Blk	Stl	Pts	Avg
2014	18-14	516	28.7	48	133	.361	8	30	.267	46	71	.648	19	34	53	2.9	41	1	50	58	1	11	150	8.3
2015	17-17	511	30.1	58	184	.315	31	98	.316	24	33	.727	11	33	44	2.6	33	0	43	28	2	10	171	10.1
Totals	35-31	1027	29.3	106	317	.334	39	128	.305	70	104	.673	30	67	97	2.8	74	1	93	86	3	21	321	9.2



#0 - SINDARIUS THORNWELL

JUNIOR | GUARD | 6'5" | 215 | 2 LETTERS

LANCASTER, S.C./OAK HILL ACADEMY (WILSON, VA.)

SEASON NOTABLES

- Enters this season healthy after dealing with knee tendonitis last season
- Has 821 career points entering his junior campaign
- Has scored in double figures in 45 of his 67 career games, including nine 20-point performances
- Led all scorers with 17 points, while collecting three rebounds in exhibition vs. Allen
- Along with Notice, led the team with 14 points, hitting a three and posting a 7-of-9 effort from the free throw line, while also dishing two assists with three steals in opener vs. Norfolk State
- Passed out seven assists without committing a turnover in a win over Oral Roberts
- Posted fourth-career double-double with 10 points and a team high 10 rebounds in win vs. DePaul; also collected two steals vs. the Blue Demons
- 14 points on 4-of-8 shooting vs. Hofstra, also pulled down team high nine rebounds with a team best six assists vs. the Pride
- Scored season highs with 16 points with five steals in the Paradise Jam championship against Tulsa, and earned tournament MVP honors
- Dished six assists with two steals and five rebounds vs. Lipscomb

THORNWELL'S CAREER HIGHS

Points

Career 26, at Georgia (Jan. 22, 2014)
 Season 16, vs. Tulsa (Nov. 23, 2015)

Field Goals

Career 9, 2x, last at Mississippi State (March 8, 2014)
 Season 4, 3x, last vs. Tulsa (Nov. 23, 2015)

Field Goal Attempts

Career 24, vs. Charlotte (Nov. 21, 2014)
 Season 15, vs. Oral Roberts (Nov. 16, 2015)

3-Point Field Goals

Career 4, twice, last vs. Missouri (March 11, 2015)
 Season 2, vs. Tulsa (Nov. 23, 2015)

3-Point Field Goal Attempts

Career 10, twice, last vs. Charlotte (Nov. 21, 2014)
 Season 4, twice, last vs. Tulsa (Nov. 23, 2015)

Free Throws

Career 10, twice, last vs. Georgia (Feb. 22, 2014)
 Season 7, vs. Norfolk State (Nov. 14, 2015)

Free Throw Attempts

Career 13, vs. Manhattan (Dec. 17, 2013)
 Season 9, vs. Norfolk State (Nov. 14, 2015)

Rebounds

Career 11, 2x, last at Mississippi State (March 8, 2014)
 Season 10, vs. DePaul (Nov. 20, 2015)

Assists

Career 9, vs. Auburn (Feb. 5, 2014)
 Season 7, vs. Oral Roberts (Nov. 16, 2015)

Blocks

Career 2, 6x, last vs. North Carolina A&T (Dec. 30, 2014)
 Season -

Steals

Career 6, vs. UNC Asheville (Nov. 26, 2014)
 Season 5, vs. Tulsa (Nov. 23, 2015)

Minutes Played

Career 40, vs. Georgia (Feb. 22, 2014)
 Season 33, vs. Hofstra (Nov. 22, 2015)

2015-16

Opponent	Date	GS	Min	FG-FGA	Pct	3FG-FGA	Pct	FT-FTA	Pct	Off	Def	Tot	Avg	PF	FO	A	TO	Blk	Stl	Pts	Avg
Norfolk State	11/14/15	*	31	3-9	.333	1-3	.333	7-9	.778	0	4	4	4.0	2	0	2	3	0	3	14	14.0
Oral Roberts	11/16/15	*	32	3-15	.200	1-4	.250	4-6	.667	1	2	3	3.5	1	0	7	0	0	0	11	12.5
vs. DePaul	11/20/15	*	31	4-10	.400	0-1	.000	2-3	.667	3	7	10	5.7	3	0	3	3	0	2	10	11.7
vs. Hofstra	11/22/15	*	33	4-8	.500	0-2	.000	6-8	.750	1	8	9	6.5	1	0	6	0	0	0	14	12.3
vs. Tulsa	11/23/15	*	30	4-10	.400	2-4	.500	6-6	1.000	0	3	3	5.8	3	0	2	2	0	5	16	13.0
Lipscomb	11/27/15	*	30	0-5	.000	0-3	.000	2-4	.500	0	5	5	5.7	2	0	6	4	0	2	2	11.2
Western Carolina	11/30/15																				
USF	12/5/15																				
Drexel	12/15/15																				
at Clemson	12/18/15																				
vs. St. John's	12/22/15																				
Francis Marion	12/30/15																				
Memphis	1/2/16																				
at Auburn	1/5/16																				
Vanderbilt	1/9/16																				
at Alabama	1/13/16																				
Missouri	1/16/16																				
at Ole Miss	1/19/16																				
at Tennessee	1/23/16																				
Mississippi State	1/26/16																				
Alabama	1/30/16																				
at Georgia	2/2/16																				
Texas A&M	2/6/16																				
LSU	2/10/16																				
Kentucky	2/13/16																				
at Missouri	2/16/16																				
Florida	2/20/16																				
Tennessee	2/24/16																				
at Mississippi State	2/27/16																				
Georgia	3/3/16																				
at Arkansas	3/5/16																				

CAREER STATISTICS

Season	GP-GS	Min	Avg	FG	FGA	Pct	3FG	3FGA	Pct	FT	FTA	Pct	Off	Def	Tot	Avg	PF	FO	Ast	TO	Blk	Stl	Pts	Avg
2013-14	34-34	1007	29.6	143	370	.386	37	100	.370	131	178	.736	48	91	139	4.1	100	2	101	106	21	40	454	13.4
2014-15	33-33	1011	30.6	114	335	.340	38	142	.268	101	141	.716	50	111	161	4.9	83	3	73	71	11	43	367	11.1
2015-16	6-6	187	31.2	18	57	.316	4	17	.235	27	36	.750	5	29	34	5.7	12	0	26	12	0	12	67	11.2
Totals	73-73	2205	30.2	275	762	.361	79	259	.305	259	355	.730	103	231	334	4.6	195	5	200	189	32	95	888	12.2

CAREER SEC STATISTICS

Season	GP-GS	Min	Avg	FG	FGA	Pct	3FG	3FGA	Pct	FT	FTA	Pct	Off	Def	Tot	Avg	PF	FO	Ast	TO	Blk	Stl	Pts	Avg
2014	18-18	597	33.2	90	229	.393	21	60	.350	79	105	.752	29	56	85	4.7	55	2	72	75	13	21	280	15.6
2015	18-18	578	32.1	55	180	.306	23	83	.277	58	76	.763	24	52	76	4.2	47	2	39	44	3	19	191	10.6
Totals	36-36	1175	32.6	145	409	.355	44	143	.308	137	181	.757	53	108	161	4.5	102	4	111	119	16	40	471	13.1



#1 MARCUS STROMAN

SOPHOMORE | GUARD | 6'2" | 185 | 1 LETTER

COLUMBIA, S.C./KEENAN

SEASON NOTABLES

- Returns as team's top assist maker after posting 3.1 per game as a freshman last season
- Dished a team-high five assists and collected three steals in exhibition vs. Allen
- Scored five points, with three rebounds and two assists in 17 minutes off the bench vs. Norfolk State
- Scored season high seven points in win vs. DePaul
- DNP vs. Lipscomb due to an outside left quad strain

STROMAN'S CAREER HIGHS

Points

Career 10, twice, last at Arkansas (Feb. 3, 2015)

Season 7, vs. DePaul (Nov. 20, 2015)

Field Goals

Career 4, vs. Akron (Nov. 23, 2014)

Season 2, vs. DePaul (Nov. 20, 2015)

Field Goal Attempts

Career 9, at Arkansas (Feb. 3, 2015)

Season 36, vs. DePaul (Nov. 20, 2015)

3-Point Field Goals

Career 1, 3x last, vs. DePaul (Nov. 20, 2015)

Season 1, twice, last vs. DePaul (Nov. 20, 2015)

3-Point Field Goal Attempts

Career 3, 3x, last vs. DePaul (Nov. 20, 2015)

Season 3, vs. DePaul (Nov. 20, 2015)

Free Throws

Career 5, vs. Missouri (March 11, 2015)

Season 2, twice, last vs. DePaul (Nov. 20, 2015)

Free Throw Attempts

Career 6, vs. Cornell (Nov. 20, 2014)

Season 4, vs. Norfolk State (Nov. 14, 2015)

Rebounds

Career 8, vs. Oklahoma St. (Dec. 6, 2014)

Season 3, twice, last vs. DePaul (Nov. 20, 2015)

Assists

Career 8, vs. Coker (Dec. 21, 2014)

Season 2, twice, last vs. Hofstra (Nov. 22, 2015)

Blocks

Career 1, 3x, last at LSU (Jan. 28, 2015)

Season -

Steals

Career 3, vs. Cornell (Nov. 20, 2014)

Season -

Minutes Played

Career 29, vs. Florida (Jan. 7, 2015)

Season 22, vs. Oral Roberts (Nov. 16, 2015)

2015-16

Opponent	Date	GS	Min	FG-FGA	Pct	3FG-FGA	Pct	FT-FTA	Pct	Off	Def	Tot	Avg	PF	FO	A	TO	Blk	Stl	Pts	Avg
Norfolk State	11/14/15	17	1-1	1.000	1-1	1.000	2-4	.500	1	2	3	3.0	0	0	2	2	0	0	0	5	5.0
Oral Roberts	11/16/15	22	0-3	.000	0-1	.000	0-0	.000	1	0	1	2.0	1	0	1	0	0	0	0	0	2.5
vs. DePaul	11/20/15	18	2-6	.333	1-3	.333	2-2	1.000	0	3	3	2.3	2	0	0	1	0	0	0	7	4.0
vs. Hofstra	11/22/15	15	0-1	.000	0-0	.000	0-0	.000	1	0	1	2.0	4	0	2	0	0	0	1	0	3.0
vs. Tulsa	11/23/15	19	1-1	1.000	0-0	.000	0-2	.000	0	2	2	2.0	1	0	1	3	0	0	0	2	2.8
Lipscomb	11/27/15	-	-	-	-	-	-	-	-	-	-	-	-	-	-	-	-	-	-	-	-
Western Carolina	11/30/15	-	-	-	-	-	-	-	-	-	-	-	-	-	-	-	-	-	-	-	-
USF	12/5/15	-	-	-	-	-	-	-	-	-	-	-	-	-	-	-	-	-	-	-	-
Drexel	12/15/15	-	-	-	-	-	-	-	-	-	-	-	-	-	-	-	-	-	-	-	-
at Clemson	12/18/15	-	-	-	-	-	-	-	-	-	-	-	-	-	-	-	-	-	-	-	-
vs. St. John's	12/22/15	-	-	-	-	-	-	-	-	-	-	-	-	-	-	-	-	-	-	-	-
Francis Marion	12/30/15	-	-	-	-	-	-	-	-	-	-	-	-	-	-	-	-	-	-	-	-
Memphis	1/2/16	-	-	-	-	-	-	-	-	-	-	-	-	-	-	-	-	-	-	-	-
at Auburn	1/5/16	-	-	-	-	-	-	-	-	-	-	-	-	-	-	-	-	-	-	-	-
Vanderbilt	1/9/16	-	-	-	-	-	-	-	-	-	-	-	-	-	-	-	-	-	-	-	-
at Alabama	1/13/16	-	-	-	-	-	-	-	-	-	-	-	-	-	-	-	-	-	-	-	-
Missouri	1/16/16	-	-	-	-	-	-	-	-	-	-	-	-	-	-	-	-	-	-	-	-
at Ole Miss	1/19/16	-	-	-	-	-	-	-	-	-	-	-	-	-	-	-	-	-	-	-	-
at Tennessee	1/23/16	-	-	-	-	-	-	-	-	-	-	-	-	-	-	-	-	-	-	-	-
Mississippi State	1/26/16	-	-	-	-	-	-	-	-	-	-	-	-	-	-	-	-	-	-	-	-
Alabama	1/30/16	-	-	-	-	-	-	-	-	-	-	-	-	-	-	-	-	-	-	-	-
at Georgia	2/2/16	-	-	-	-	-	-	-	-	-	-	-	-	-	-	-	-	-	-	-	-
Texas A&M	2/6/16	-	-	-	-	-	-	-	-	-	-	-	-	-	-	-	-	-	-	-	-
LSU	2/10/16	-	-	-	-	-	-	-	-	-	-	-	-	-	-	-	-	-	-	-	-
Kentucky	2/13/16	-	-	-	-	-	-	-	-	-	-	-	-	-	-	-	-	-	-	-	-
at Missouri	2/16/16	-	-	-	-	-	-	-	-	-	-	-	-	-	-	-	-	-	-	-	-
Florida	2/20/16	-	-	-	-	-	-	-	-	-	-	-	-	-	-	-	-	-	-	-	-
Tennessee	2/24/16	-	-	-	-	-	-	-	-	-	-	-	-	-	-	-	-	-	-	-	-
at Mississippi State	2/27/16	-	-	-	-	-	-	-	-	-	-	-	-	-	-	-	-	-	-	-	-
Georgia	3/3/16	-	-	-	-	-	-	-	-	-	-	-	-	-	-	-	-	-	-	-	-
at Arkansas	3/5/16	-	-	-	-	-	-	-	-	-	-	-	-	-	-	-	-	-	-	-	-

CAREER STATISTICS

Season	GP-GS	Min	Avg	FG	FGA	Pct	3FG	3FGA	Pct	FT	FTA	Pct	Off	Def	Tot	Avg	PF	FO	Ast	TO	Blk	Stl	Pts	Avg
2014-15	28-0	573	20.5	39	104	.375	2	18	.111	41	63	.651	16	57	73	2.6	61	0	87	57	4	22	121	4.3
2015-16	5-0	91	18.2	4	12	.333	2	5	.400	4	6	.667	3	7	10	2.0	8	0	6	6	0	1	14	2.8
Totals	33-0	664	20.1	43	116	.371	4	23	.174	45	69	.652	19	64	83	2.5	69	0	93	63	4	23	135	4.1

CAREER SEC STATISTICS

Season	GP-GS	Min	Avg	FG	FGA	Pct	3FG	3FGA	Pct	FT	FTA	Pct	Off	Def	Tot	Avg	PF	FO	Ast	TO	Blk	Stl	Pts	Avg
2015	13-0	253	19.5	16	49	.327	1	11	.091	16	25	.640	5	17	22	1.7	31	0	34	24	2	10	49	3.8



#5 TEMARCUS BLANTON

R-FRESHMAN | GUARD | 6'5" | 215 | HS

LOCUST GROVE, GA./LUELLA

SEASON NOTABLES

- Returns after suffering a season-ending hip injury which required surgery during the 2014-15 preseason
- Scored seven points in just six minutes in exhibition vs. Allen

BLANTON'S SEASON HIGHS

Points

-

Field Goals

-

Field Goal Attempts

-

3-Point Field Goals

-

3-Point Field Goal Attempts

-

Free Throws

-

Free Throw Attempts

-

Rebounds

-

Assists

1, vs. Norfolk State (Nov. 14, 2015)

Blocks

-

Steals

-

Minutes Played

5, vs. Lipscomb (Nov. 27, 2015)

2015-16

Opponent	Date	GS	Min	FG-FGA	Pct	3FG-FGA	Pct	FT-FTA	Pct	Off	Def	Tot	Avg	PF	FO	A	TO	Blk	Stl	Pts	Avg
Norfolk State	11/14/15	1	0-0	.000	0-0	.000	0-0	.000	0	0	0	0.0	1	0	1	0	0	0	0	0	0.0
Oral Roberts	11/16/15	1	0-0	.000	0-0	.000	0-0	.000	0	0	0	0.0	1	0	0	0	0	0	0	0	0.0
vs. DePaul	11/20/15	-	-	-	-	-	-	-	-	-	-	-	-	-	-	-	-	-	-	-	-
vs. Hofstra	11/22/15	-	-	-	-	-	-	-	-	-	-	-	-	-	-	-	-	-	-	-	-
vs. Tulsa	11/23/15	-	-	-	-	-	-	-	-	-	-	-	-	-	-	-	-	-	-	-	-
Lipscomb	11/27/15	5	0-0	.000	0-0	.000	0-0	.000	0	0	0	0.0	1	0	0	1	0	0	0	0	0.0
Western Carolina	11/30/15																				
USF	12/5/15																				
Drexel	12/15/15																				
at Clemson	12/18/15																				
vs. St. John's	12/22/15																				
Francis Marion	12/30/15																				
Memphis	1/2/16																				
at Auburn	1/5/16																				
Vanderbilt	1/9/16																				
at Alabama	1/13/16																				
Missouri	1/16/16																				
at Ole Miss	1/19/16																				
at Tennessee	1/23/16																				
Mississippi State	1/26/16																				
Alabama	1/30/16																				
at Georgia	2/2/16																				
Texas A&M	2/6/16																				
LSU	2/10/16																				
Kentucky	2/13/16																				
at Missouri	2/16/16																				
Florida	2/20/16																				
Tennessee	2/24/16																				
at Mississippi State	2/27/16																				
Georgia	3/3/16																				
at Arkansas	3/5/16																				

CAREER STATISTICS

Season	GP-GS	Min	Avg	FG	FGA	Pct	3FG	3FGA	Pct	FT	FTA	Pct	Off	Def	Tot	Avg	PF	FO	Ast	TO	Blk	Stl	Pts	Avg
2015-16	3-0	7	2.3	0	0	.000	0	0	.000	0	0	.000	0	0	0	0.0	3	0	1	1	0	0	0	0.0

CAREER SEC STATISTICS

Season	GP-GS	Min	Avg	FG	FGA	Pct	3FG	3FGA	Pct	FT	FTA	Pct	Off	Def	Tot	Avg	PF	FO	Ast	TO	Blk	Stl	Pts	Avg
2016																								



#23 ERIC COBB

FRESHMAN | FORWARD | 6'9" | 296 | HS

JACKSONVILLE, FLA./ST. FRANCIS ACADEMY (BALTIMORE)

SEASON NOTABLES

- Noted as a true post player who has the ability to play with his back to the basket
- 4-star prospect by several outlets
- Led the team with 14 rebounds, while adding eight points in exhibition vs. Allen
- Saw action vs. Norfolk State, scored two points
- Earned extended playing time with an efficient day against Oral Roberts, with six points and three rebounds in 12 minutes
- Saw action vs. DePaul, collecting three rebounds

COBB'S SEASON HIGHS

Points

6, vs. Oral Roberts (Nov. 16, 2015)

Field Goals

3, vs. Oral Roberts (Nov. 16, 2015)

Field Goal Attempts

3, vs. Oral Roberts (Nov. 16, 2015)

3-Point Field Goals

-

3-Point Field Goal Attempts

-

Free Throws

-

Free Throw Attempts

1, vs. Norfolk State (Nov. 14, 2015)

Rebounds

3, 3x, last vs. Tulsa (Nov. 23, 2015)

Assists

-

Blocks

-

Steals

1, vs. Norfolk State (Nov. 14, 2015)

Minutes Played

12, vs. Oral Roberts (Nov. 16, 2015)

2015-16

Opponent	Date	GS	Min	FG-FGA	Pct	3FG-FGA	Pct	FT-FTA	Pct	Off	Def	Tot	Avg	PF	FO	A	TO	Blk	Stl	Pts	Avg
Norfolk State	11/14/15	8	1-1	1.000	0-0	.000	0-1	.000	0	1	1	1.0	2	0	0	1	0	1	2	2.0	
Oral Roberts	11/16/15	12	3-3	1.000	0-0	.000	0-0	.000	2	1	3	2.0	1	0	0	1	0	0	8	5.0	
vs. DePaul	11/20/15	11	0-0	.000	0-0	.000	0-0	.000	0	3	3	2.3	0	0	0	0	0	0	0	2.7	
vs. Hofstra	11/22/15	4	1-2	.500	0-0	.000	0-0	.000	0	0	0	1.8	1	0	0	0	0	0	2	2.5	
vs. Tulsa	11/23/15	9	1-2	.500	0-0	.000	0-0	.000	0	3	3	2.0	4	0	0	2	0	0	2	2.4	
Lipscomb	11/27/15	2	0-0	.000	0-0	.000	0-0	.000	0	1	1	1.8	0	0	0	0	0	0	0	2.0	
Western Carolina	11/30/15																				
USF	12/5/15																				
Drexel	12/15/15																				
at Clemson	12/18/15																				
vs. St. John's	12/22/15																				
Francis Marion	12/30/15																				
Memphis	1/2/16																				
at Auburn	1/5/16																				
Vanderbilt	1/9/16																				
at Alabama	1/13/16																				
Missouri	1/16/16																				
at Ole Miss	1/19/16																				
at Tennessee	1/23/16																				
Mississippi State	1/26/16																				
Alabama	1/30/16																				
at Georgia	2/2/16																				
Texas A&M	2/6/16																				
LSU	2/10/16																				
Kentucky	2/13/16																				
at Missouri	2/16/16																				
Florida	2/20/16																				
Tennessee	2/24/16																				
at Mississippi State	2/27/16																				
Georgia	3/3/16																				
at Arkansas	3/5/16																				

CAREER STATISTICS

Season	GP-GS	Min	Avg	FG	FGA	Pct	3FG	3FGA	Pct	FT	FTA	Pct	Off	Def	Tot	Avg	PF	FO	Ast	TO	Blk	Stl	Pts	Avg
2015-16	6-0	46	7.7	6	8	.750	0	0	.000	0	1	.000	2	9	11	1.8	11	0	0	4	0	1	12	2.0

CAREER SEC STATISTICS

Season	GP-GS	Min	Avg	FG	FGA	Pct	3FG	3FGA	Pct	FT	FTA	Pct	Off	Def	Tot	Avg	PF	FO	Ast	TO	Blk	Stl	Pts	Avg
2016																								



#2 RAYMOND DOBY

FRESHMAN | FORWARD | 6'6" | 233 | HS

CAHOKIA, ILL./MONTROSE CHRISTIAN SCHOOL

SEASON NOTABLES

- 3-star prospect who will provide size and athleticism in the front court
- Collected one steal and one rebound in exhibition vs. Allen

DOBY'S SEASON HIGHS

Points

-

Field Goals

-

Field Goal Attempts

1, vs. Lipscomb (Nov. 27, 2015)

3-Point Field Goals

-

3-Point Field Goal Attempts

-

Free Throws

-

Free Throw Attempts

-

Rebounds

1, vs. Lipscomb (Nov. 27, 2015)

Assists

-

Blocks

-

Steals

-

Minutes Played

2, vs. Lipscomb (Nov. 27, 2015)

2015-16

Opponent	Date	GS	Min	FG-FGA	Pct	3FG-FGA	Pct	FT-FTA	Pct	Off	Def	Tot	Avg	PF	FO	A	TO	Blk	Stl	Pts	Avg
Norfolk State	11/14/15	-	-	-	-	-	-	-	-	-DNP - Coach's Decision	-	-	-	-	-	-	-	-	-	-	-
Oral Roberts	11/16/15	1	0-0	.000	0-0	.000	0-0	.000	0	0	0	0.0	1	0	0	0	0	0	0	0	0.0
vs. DePaul	11/20/15	1	0-0	.000	0-0	.000	0-0	.000	0	0	0	0.0	3	0	0	0	0	0	0	0	0.0
vs. Hofstra	11/22/15	-	-	-	-	-	-	-	-	-DNP - Coach's Decision	-	-	-	-	-	-	-	-	-	-	-
vs. Tulsa	11/23/15	-	-	-	-	-	-	-	-	-DNP - Coach's Decision	-	-	-	-	-	-	-	-	-	-	-
Lipscomb	11/27/15	2	0-1	.000	0-0	.000	0-0	.000	0	1	1	0.3	0	0	0	0	0	0	0	0	0.0
Western Carolina	11/30/15																				
USF	12/5/15																				
Drexel	12/15/15																				
at Clemson	12/18/15																				
vs. St. John's	12/22/15																				
Francis Marion	12/30/15																				
Memphis	1/2/16																				
at Auburn	1/5/16																				
Vanderbilt	1/9/16																				
at Alabama	1/13/16																				
Missouri	1/16/16																				
at Ole Miss	1/19/16																				
at Tennessee	1/23/16																				
Mississippi State	1/26/16																				
Alabama	1/30/16																				
at Georgia	2/2/16																				
Texas A&M	2/6/16																				
LSU	2/10/16																				
Kentucky	2/13/16																				
at Missouri	2/16/16																				
Florida	2/20/16																				
Tennessee	2/24/16																				
at Mississippi State	2/27/16																				
Georgia	3/3/16																				
at Arkansas	3/5/16																				

CAREER STATISTICS

Season	GP-GS	Min	Avg	FG	FGA	Pct	3FG	3FGA	Pct	FT	FTA	Pct	Off	Def	Tot	Avg	PF	FO	Ast	TO	Blk	Stl	Pts	Avg
2015-16	3-0	4	1.3	0	1	.000	0	0	.000	0	0	.000	0	1	1	0.3	4	0	0	1	0	0	0	0.0

CAREER SEC STATISTICS

Season	GP-GS	Min	Avg	FG	FGA	Pct	3FG	3FGA	Pct	FT	FTA	Pct	Off	Def	Tot	Avg	PF	FO	Ast	TO	Blk	Stl	Pts	Avg
2016																								



#15 PJ DOZIER

FRESHMAN | GUARD | 6'6" | 200 | HS

COLUMBIA, S.C./SPRING VALLEY

SEASON NOTABLES

- Highly-touted recruit and noted as one of the top point guards in the nation in his class
- Rated as the No. 19 overall prospect by ESPN.com
- 2015 McDonald's All-American and 2014-15 Gatorade Player of the Year in the State of South Carolina
- Dished four assists with two steals, seven points and seven rebounds in exhibition vs. Allen
- Earned the start in first-career game vs. Norfolk State, scored seven points with three assists, four rebounds and three steals in 21 minutes
- Seven points, with two rebounds and two steals in win vs. DePaul
- Best game of the season to date with 12 points and nine rebounds in 26 minutes vs. Hofstra
- Eight points with four assists in Paradise Jam Championship vs. Tulsa
- Scored 11 points and dished a season high five assists with six rebounds and a pair of steals vs. Lipscomb

DOZIER'S SEASON HIGHS

Points

12, vs. Hofstra (Nov. 22, 2015)

Field Goals

5, twice, last vs. Lipscomb (Nov. 27, 2015)

Field Goal Attempts

11, vs. Lipscomb (Nov. 27, 2015)

3-Point Field Goals

2, vs. Hofstra (Nov. 22, 2015)

3-Point Field Goal Attempts

3, vs. Lipscomb (Nov. 27, 2015)

Free Throws

1, vs. DePaul (Nov. 20, 2015)

Free Throw Attempts

2, 3x, last vs. Lipscomb (Nov. 27, 2015)

Rebounds

9, vs. Hofstra (Nov. 22, 2015)

Assists

5, vs. Lipscomb (Nov. 27, 2015)

Blocks

2, vs. Oral Roberts (Nov. 16, 2015)

Steals

3, vs. Norfolk State (Nov. 14, 2015)

Minutes Played

26, vs. Hofstra (Nov. 22, 2015)

2015-16

Opponent	Date	GS	Min	FG-FGA	Pct	3FG-FGA	Pct	FT-FTA	Pct	Off	Def	Tot	Avg	PF	FO	A	TO	Blk	Stl	Pts	Avg
Norfolk State	11/14/15	*	21	3-7	.428	1-2	.500	0-2	.000	1	3	4	4.0	3	0	3	1	0	3	7	7.0
Oral Roberts	11/16/15	*	12	0-3	.000	0-1	.000	0-0	.000	0	2	2	3.0	2	0	2	1	2	1	0	3.5
vs. DePaul	11/20/15	*	14	3-6	.500	0-0	.000	1-2	.500	1	1	2	2.7	2	0	0	2	0	2	14	4.7
vs. Hofstra	11/22/15	*	26	5-10	.500	2-2	1.000	0-1	.000	4	5	9	4.3	3	0	2	3	0	0	12	6.5
vs. Tulsa	11/23/15	*	17	3-6	.500	2-4	.500	0-0	.000	0	4	4	4.2	4	0	4	2	1	0	8	6.8
Lipscomb	11/27/15	*	23	5-11	.454	1-3	.333	0-2	.000	2	4	6	4.5	2	0	5	4	1	2	11	7.5
Western Carolina	11/30/15																				
USF	12/5/15																				
Drexel	12/15/15																				
at Clemson	12/18/15																				
vs. St. John's	12/22/15																				
Francis Marion	12/30/15																				
Memphis	1/2/16																				
at Auburn	1/5/16																				
Vanderbilt	1/9/16																				
at Alabama	1/13/16																				
Missouri	1/16/16																				
at Ole Miss	1/19/16																				
at Tennessee	1/23/16																				
Mississippi State	1/26/16																				
Alabama	1/30/16																				
at Georgia	2/2/16																				
Texas A&M	2/6/16																				
LSU	2/10/16																				
Kentucky	2/13/16																				
at Missouri	2/16/16																				
Florida	2/20/16																				
Tennessee	2/24/16																				
at Mississippi State	2/27/16																				
Georgia	3/3/16																				
at Arkansas	3/5/16																				

CAREER STATISTICS

Season	GP-GS	Min	Avg	FG	FGA	Pct	3FG	3FGA	Pct	FT	FTA	Pct	Off	Def	Tot	Avg	PF	FO	Ast	TO	Blk	Stl	Pts	Avg
2015-16	6-6	113	18.8	19	43	.442	6	12	.500	1	7	.143	8	19	27	4.5	16	0	16	13	4	8	45	7.5

CAREER SEC STATISTICS

Season	GP-GS	Min	Avg	FG	FGA	Pct	3FG	3FGA	Pct	FT	FTA	Pct	Off	Def	Tot	Avg	PF	FO	Ast	TO	Blk	Stl	Pts	Avg
2016																								



#4 JAMALL GREGORY

FRESHMAN | GUARD | 6'2" | 202 | HS

WASHINGTON, D.C./COOLIDGE

SEASON NOTABLES

- Very athletic guard who averaged 21 points per game during his senior season of high school
- Dished three assists in exhibition win vs. Allen

GREGORY'S SEASON HIGHS

Points

-

Field Goals

-

Field Goal Attempts

-

3-Point Field Goals

-

3-Point Field Goal Attempts

-

Free Throws

-

Free Throw Attempts

-

Rebounds

1, vs. Oral Roberts (Nov. 16, 2015)

Assists

-

Blocks

-

Steals

-

Minutes Played

2, vs. Lipscomb (Nov. 27, 2015)

2015-16


Opponent	Date	GS	Min	FG-FGA	Pct	3FG-FGA	Pct	FT-FTA	Pct	Off	Def	Tot	Avg	PF	FO	A	TO	Blk	Stl	Pts	Avg
Norfolk State	11/14/15	-	-	-	-	-	-	-	-	-DNP - Coach's Decision	-	-	-	-	-	-	-	-	-	-	-
Oral Roberts	11/16/15	1	0-0	.000	0-0	.000	0-0	.000	0-0	.000	0	1	1	1.0	0	0	0	0	0	0	0.0
vs. DePaul	11/20/15	1	0-0	.000	0-0	.000	0-0	.000	0-0	.000	0	0	0	0.5	0	0	0	0	0	0	0.0
vs. Hofstra	11/22/15	-	-	-	-	-	-	-	-	-DNP - Coach's Decision	-	-	-	-	-	-	-	-	-	-	-
vs. Tulsa	11/23/15	-	-	-	-	-	-	-	-	-DNP - Coach's Decision	-	-	-	-	-	-	-	-	-	-	-
Lipscomb	11/27/15	2	0-0	.000	0-0	.000	0-0	.000	0-0	.000	0	0	0	0.3	1	0	0	1	0	0	0.0
Western Carolina	11/30/15																				
USF	12/5/15																				
Drexel	12/15/15																				
at Clemson	12/18/15																				
vs. St. John's	12/22/15																				
Francis Marion	12/30/15																				
Memphis	1/2/16																				
at Auburn	1/5/16																				
Vanderbilt	1/9/16																				
at Alabama	1/13/16																				
Missouri	1/16/16																				
at Ole Miss	1/19/16																				
at Tennessee	1/23/16																				
Mississippi State	1/26/16																				
Alabama	1/30/16																				
at Georgia	2/2/16																				
Texas A&M	2/6/16																				
LSU	2/10/16																				
Kentucky	2/13/16																				
at Missouri	2/16/16																				
Florida	2/20/16																				
Tennessee	2/24/16																				
at Mississippi State	2/27/16																				
Georgia	3/3/16																				
at Arkansas	3/5/16																				

CAREER STATISTICS

Season	GP-GS	Min	Avg	FG	FGA	Pct	3FG	3FGA	Pct	FT	FTA	Pct	Off	Def	Tot	Avg	PF	FO	Ast	TO	Blk	Stl	Pts	Avg
2015-16	3-0	4	1.3	0	0	.000	0	0	.000	0	0	.000	0	1	1	0.3	0	0	0	0	0	0	0	0.0

CAREER SEC STATISTICS

Season	GP-GS	Min	Avg	FG	FGA	Pct	3FG	3FGA	Pct	FT	FTA	Pct	Off	Def	Tot	Avg	PF	FO	Ast	TO	Blk	Stl	Pts	Avg
2016																								



#31 JARRELL HOLLIMAN

R-SOPHOMORE | FORWARD | 6'7" | 200 | HS

ALPHARETTA, GA./ALPHARETTA/ELMHURST COLLEGE

SEASON NOTABLES

- Walk-on transfer from Elmhurst College
- Saw action in two games at Elmhurst
- Scored two points and collected one steal in exhibition vs. Allen

HOLLIMAN'S SEASON HIGHS

Points

-

Field Goals

-

Field Goal Attempts

-

3-Point Field Goals

-

3-Point Field Goal Attempts

-

Free Throws

-

Free Throw Attempts

-

Rebounds

-

Assists

-

Blocks

-

Steals

-

Minutes Played

1, vs. Oral Roberts (Nov. 16, 2015)

2015-16

Opponent	Date	GS	Min	FG-FGA	Pct	3FG-FGA	Pct	FT-FTA	Pct	Off	Def	Tot	Avg	PF	FO	A	TO	Blk	Stl	Pts	Avg
Norfolk State	11/14/15	-	-	-	-	-	-	-	-	-DNP - Coach's Decision	-	-	-	-	-	-	-	-	-	-	-
Oral Roberts	11/16/15	1	0-0	.000	0-0	.000	0-0	.000	0	0	0	0.0	0	0	0	0	0	0	0	0	0.0
vs. DePaul	11/20/15	-	-	-	-	-	-	-	-	-DNP - Coach's Decision	-	-	-	-	-	-	-	-	-	-	-
vs. Hofstra	11/22/15	-	-	-	-	-	-	-	-	-DNP - Coach's Decision	-	-	-	-	-	-	-	-	-	-	-
vs. Tulsa	11/23/15	-	-	-	-	-	-	-	-	-DNP - Coach's Decision	-	-	-	-	-	-	-	-	-	-	-
Lipscomb	11/27/15	-	-	-	-	-	-	-	-	-DNP - Coach's Decision	-	-	-	-	-	-	-	-	-	-	-
Western Carolina	11/30/15	-	-	-	-	-	-	-	-	-	-	-	-	-	-	-	-	-	-	-	-
USF	12/5/15	-	-	-	-	-	-	-	-	-	-	-	-	-	-	-	-	-	-	-	-
Drexel	12/15/15	-	-	-	-	-	-	-	-	-	-	-	-	-	-	-	-	-	-	-	-
at Clemson	12/18/15	-	-	-	-	-	-	-	-	-	-	-	-	-	-	-	-	-	-	-	-
vs. St. John's	12/22/15	-	-	-	-	-	-	-	-	-	-	-	-	-	-	-	-	-	-	-	-
Francis Marion	12/30/15	-	-	-	-	-	-	-	-	-	-	-	-	-	-	-	-	-	-	-	-
Memphis	1/2/16	-	-	-	-	-	-	-	-	-	-	-	-	-	-	-	-	-	-	-	-
at Auburn	1/5/16	-	-	-	-	-	-	-	-	-	-	-	-	-	-	-	-	-	-	-	-
Vanderbilt	1/9/16	-	-	-	-	-	-	-	-	-	-	-	-	-	-	-	-	-	-	-	-
at Alabama	1/13/16	-	-	-	-	-	-	-	-	-	-	-	-	-	-	-	-	-	-	-	-
Missouri	1/16/16	-	-	-	-	-	-	-	-	-	-	-	-	-	-	-	-	-	-	-	-
at Ole Miss	1/19/16	-	-	-	-	-	-	-	-	-	-	-	-	-	-	-	-	-	-	-	-
at Tennessee	1/23/16	-	-	-	-	-	-	-	-	-	-	-	-	-	-	-	-	-	-	-	-
Mississippi State	1/26/16	-	-	-	-	-	-	-	-	-	-	-	-	-	-	-	-	-	-	-	-
Alabama	1/30/16	-	-	-	-	-	-	-	-	-	-	-	-	-	-	-	-	-	-	-	-
at Georgia	2/2/16	-	-	-	-	-	-	-	-	-	-	-	-	-	-	-	-	-	-	-	-
Texas A&M	2/6/16	-	-	-	-	-	-	-	-	-	-	-	-	-	-	-	-	-	-	-	-
LSU	2/10/16	-	-	-	-	-	-	-	-	-	-	-	-	-	-	-	-	-	-	-	-
Kentucky	2/13/16	-	-	-	-	-	-	-	-	-	-	-	-	-	-	-	-	-	-	-	-
at Missouri	2/16/16	-	-	-	-	-	-	-	-	-	-	-	-	-	-	-	-	-	-	-	-
Florida	2/20/16	-	-	-	-	-	-	-	-	-	-	-	-	-	-	-	-	-	-	-	-
Tennessee	2/24/16	-	-	-	-	-	-	-	-	-	-	-	-	-	-	-	-	-	-	-	-
at Mississippi State	2/27/16	-	-	-	-	-	-	-	-	-	-	-	-	-	-	-	-	-	-	-	-
Georgia	3/3/16	-	-	-	-	-	-	-	-	-	-	-	-	-	-	-	-	-	-	-	-
at Arkansas	3/5/16	-	-	-	-	-	-	-	-	-	-	-	-	-	-	-	-	-	-	-	-

CAREER STATISTICS

Season	GP-GS	Min	Avg	FG	FGA	Pct	3FG	3FGA	Pct	FT	FTA	Pct	Off	Def	Tot	Avg	PF	FO	Ast	TO	Blk	Stl	Pts	Avg
2015-16	1-0	1	1.0	0	0	.000	0	0	.000	0	0	.000	0	0	0	0.0	0	0	0	0	0	0	0	0.0

CAREER SEC STATISTICS

Season	GP-GS	Min	Avg	FG	FGA	Pct	3FG	3FGA	Pct	FT	FTA	Pct	Off	Def	Tot	Avg	PF	FO	Ast	TO	Blk	Stl	Pts	Avg
2016																								



#21 JOHN RAGIN

FRESHMAN | GUARD | 6'2" | 177 | HS

EASTOVER, S.C./CARDINAL NEWMAN

SEASON NOTABLES

- Walk-on from Cardinal Newman High School in Columbia
- Named all-state, all-region, all-conference during his senior season of high school
- Collected two rebounds in exhibition vs. Allen

RAGIN'S SEASON HIGHS

Points

-

Field Goals

-

Field Goal Attempts

-

3-Point Field Goals

-

3-Point Field Goal Attempts

-

Free Throws

-

Free Throw Attempts

-

Rebounds

-

Assists

-

Blocks

-

Steals

-

Minutes Played

-

2015-16

Opponent	Date	GS	Min	FG-FGA	Pct	3FG-FGA	Pct	FT-FTA	Pct	Off	Def	Tot	Avg	PF	FO	A	TO	Blk	Stl	Pts	Avg
Norfolk State	11/14/15	-	-	-	-	-	-	-	-	-	-	-	-	-	-	-	-	-	-	-	-
Oral Roberts	11/16/15	-	-	-	-	-	-	-	-	-	-	-	-	-	-	-	-	-	-	-	-
vs. DePaul	11/20/15	-	-	-	-	-	-	-	-	-	-	-	-	-	-	-	-	-	-	-	-
vs. Hofstra	11/22/15	-	-	-	-	-	-	-	-	-	-	-	-	-	-	-	-	-	-	-	-
vs. Tulsa	11/23/15	-	-	-	-	-	-	-	-	-	-	-	-	-	-	-	-	-	-	-	-
Lipscomb	11/27/15	-	-	-	-	-	-	-	-	-	-	-	-	-	-	-	-	-	-	-	-
Western Carolina	11/30/15																				
USF	12/5/15																				
Drexel	12/15/15																				
at Clemson	12/18/15																				
vs. St. John's	12/22/15																				
Francis Marion	12/30/15																				
Memphis	1/2/16																				
at Auburn	1/5/16																				
Vanderbilt	1/9/16																				
at Alabama	1/13/16																				
Missouri	1/16/16																				
at Ole Miss	1/19/16																				
at Tennessee	1/23/16																				
Mississippi State	1/26/16																				
Alabama	1/30/16																				
at Georgia	2/2/16																				
Texas A&M	2/6/16																				
LSU	2/10/16																				
Kentucky	2/13/16																				
at Missouri	2/16/16																				
Florida	2/20/16																				
Tennessee	2/24/16																				
at Mississippi State	2/27/16																				
Georgia	3/3/16																				
at Arkansas	3/5/16																				

CAREER STATISTICS

Season	GP-GS	Min	Avg	FG	FGA	Pct	3FG	3FGA	Pct	FT	FTA	Pct	Off	Def	Tot	Avg	PF	FO	Ast	TO	Blk	Stl	Pts	Avg
2015-16																								

CAREER SEC STATISTICS

Season	GP-GS	Min	Avg	FG	FGA	Pct	3FG	3FGA	Pct	FT	FTA	Pct	Off	Def	Tot	Avg	PF	FO	Ast	TO	Blk	Stl	Pts	Avg
2016																								



#30 CHRIS SILVA

FRESHMAN | FORWARD | 6'9" | 220 | HS

LIBREVILLE, GABON/ROSELLE (N.J.)

SEASON NOTABLES

- Has only been playing organized basketball for a few years
- Native of Gabon, who played high school basketball in the United States
- Extremely athletic
- A four-star prospect by several outlets, including ESPN.com
- Earned the start in exhibition win vs. Allen, scoring seven points and pulling down 10 rebounds
- Scored 12 points and pulled down a game high nine rebounds, including five on the offensive glass, in first-career game vs. Norfolk State
- Scored four points, with one block and two rebounds vs. DePaul
- Scored 7 points with a 5-of-6 effort from the foul line in win vs. Hofstra
- Matched season high with 12 points off the bench vs. Lipscomb, also pulling down a team best seven rebounds and blocking two shots

SILVA'S SEASON HIGHS

Points

12, twice, last vs. Lipscomb (Nov. 27, 2015)

Field Goals

3, vs. Lipscomb (Nov. 27, 2015)

Field Goal Attempts

5, twice, last vs. Hofstra (Nov. 22, 2015)

3-Point Field Goals

-

3-Point Field Goal Attempts

-

Free Throws

8, vs. Norfolk State (Nov. 14, 2015)

Free Throw Attempts

12, vs. Norfolk State (Nov. 14, 2015)

Rebounds

9, vs. Norfolk State (Nov. 14, 2015)

Assists

1, vs. Lipscomb (Nov. 27, 2015)

Blocks

2, twice, last vs. Lipscomb (Nov. 27, 2015)

Steals

1, vs. Norfolk State (Nov. 14, 2015)

Minutes Played

24, vs. Norfolk State (Nov. 14, 2015)

2015-16

Opponent	Date	GS	Min	FG-FGA	Pct	3FG-3FGA	Pct	FT-FTA	Pct	Off	Def	Tot	Avg	PF	FO	A	TO	Blk	Stl	Pts	Avg
Norfolk State	11/14/15	24	2-5	.400	0-0	.000	8-12	.667	5	4	9	9.0	3	0	0	3	2	1	12	12.0	
Oral Roberts	11/16/15	6	1-2	.500	0-0	.000	0-2	.000	1	2	3	6.0	4	0	0	0	0	0	2	7.0	
vs. DePaul	11/20/15	10	1-3	.333	0-0	.000	2-4	.500	0	2	2	4.7	4	0	0	1	1	1	0	4	6.0
vs. Hofstra	11/22/15	11	1-5	.200	0-0	.000	5-6	.833	3	0	3	4.3	2	0	0	2	0	0	7	6.3	
vs. Tulsa	11/23/15	6	0-2	.000	0-0	.000	0-0	.000	0	1	1	3.6	3	0	0	2	0	0	0	5.0	
Lipscomb	11/27/15	18	3-4	.750	0-0	.000	6-8	.750	2	5	7	4.2	1	0	1	2	2	0	12	6.2	
Western Carolina	11/30/15																				
USF	12/5/15																				
Drexel	12/15/15																				
at Clemson	12/18/15																				
vs. St. John's	12/22/15																				
Francis Marion	12/30/15																				
Memphis	1/2/16																				
at Auburn	1/5/16																				
Vanderbilt	1/9/16																				
at Alabama	1/13/16																				
Missouri	1/16/16																				
at Ole Miss	1/19/16																				
at Tennessee	1/23/16																				
Mississippi State	1/26/16																				
Alabama	1/30/16																				
at Georgia	2/2/16																				
Texas A&M	2/6/16																				
LSU	2/10/16																				
Kentucky	2/13/16																				
at Missouri	2/16/16																				
Florida	2/20/16																				
Tennessee	2/24/16																				
at Mississippi State	2/27/16																				
Georgia	3/3/16																				
at Arkansas	3/5/16																				

CAREER STATISTICS

Season	GP-GS	Min	Avg	FG	FGA	Pct	3FG	3FGA	Pct	FT	FTA	Pct	Off	Def	Tot	Avg	PF	FO	Ast	TO	Blk	Stl	Pts	Avg
2015-16	6-0	75	12.5	8	21	.381	0	0	.000	21	32	.656	11	14	25	4.2	17	0	1	10	5	1	37	6.2

CAREER SEC STATISTICS

Season	GP-GS	Min	Avg	FG	FGA	Pct	3FG	3FGA	Pct	FT	FTA	Pct	Off	Def	Tot	Avg	PF	FO	Ast	TO	Blk	Stl	Pts	Avg
2016																								

THE LAST TIME IN SOUTH CAROLINA BASKETBALL...

AN INDIVIDUAL ...

Scored 20 or more points:	South Carolina: Mindaugas Kacinas (23), vs. DePaul, Nov. 20, 2015, in St. Thomas, USVI Opponent: Josh Williams (21), Lipscomb, Nov. 27, 2015, in Columbia, S.C.
Scored 30 or more points:	South Carolina: Brenton Williams (32) at Missouri, Jan. 25, 2014 in Columbia, Mo. Opponent: Obi Emegano (31), Oral Roberts, Nov. 16, 2015 in Columbia, S.C.
Scored 35 or more points:	South Carolina: Brenton Williams (38) vs. Miss. State, March 6, 2013 in Columbia, S.C. Opponent: Michael Frazier II (37), Florida , March 4, 2014 in Columbia, S.C.
Scored 40 or more points:	South Carolina: N/A thru 1992-93 season Opponent: Austin Carr (43), Notre Dame, Dec. 30, 1969 in New Orleans, La.
Collected 20 or more rebounds:	South Carolina: Emmett Hall (23), vs. College of Charleston, Dec. 22, 1993 in Columbia, S.C. Opponent: Ekpe Udoh (20), Baylor , Jan. 2, 2010 in Columbia, S.C.
Collected 15 or more rebounds:	South Carolina: Lakeem Jackson (15), vs. UALR, Nov. 25, 2012 in Puerto Vallarta, Mexico Opponent: Trey James (15), Coker, Dec. 21, 2014 in Columbia, S.C.
Made 12 or more field goals:	South Carolina: Devan Downey (12) vs. Georgia, Jan. 30, 2010 in Columbia, S.C. Opponent: Michael Frazier II (12), Florida, March 4, 2014 in Columbia, S.C.
Made 10 or more field goals:	South Carolina: Duane Notice (10), at Marshall Dec. 1, 2014 in Huntington, W.Va. Opponent: Craig Sword (10), Mississippi State, Feb. 28, 2015 in Columbia, S.C.
Attempted 20 or more field goals:	South Carolina: Sindarius Thornwell (24), vs. Charlotte Nov. 21, 2014 in Charleston, S.C. Opponent: Michael Frazier II (21), Florida, March 4, 2014 in Columbia, S.C.
Attempted 25 or more field goals:	South Carolina: Devan Downey, 25, at Kentucky, Feb. 25, 2010 in Lexington, Ky. Opponent: Kemmy Burgess (Alaska-Anchorage), 26, Nov. 24, 2005 in Anchorage, Alaska
Dished 10 or more assists:	South Carolina: Devan Downey, 11, vs. LSU, March 13, 2008 in Atlanta, Ga. Opponent: 11, Dee Bost, Mississippi State, Feb. 29, 2012 in Columbia, S.C.
Swiped 5 or more steals:	South Carolina: Sindarius Thornwell, 5 vs. Tulsa, Nov. 23, 2015 in St. Thomas, USVI Opponent: 5, Allen Payne, Auburn, Feb. 26, 2014 in Auburn, Ala.
Blocked 5 or more shots:	South Carolina: Damontre Harris, 5, vs. Georgia, Feb. 15, 2012 in Columbia, S.C. Opponent: Jarell Martin and Jordan Mickey (6), LSU, Jan. 28, 2015 in Baton Rouge, La.
Made 5 or more 3-point field goals:	South Carolina: Duane Notice (5), vs. Clemson Dec. 19, 2014 in Columbia, S.C. Opponent: Josh Williams (5), Lipscomb, Nov. 27, 2015, in Columbia, S.C.
Attempted 8 or more 3-point field goals:	South Carolina: Duane Notice (8), vs. Ole Miss, March 12, in Nashville, Tenn. Opponent: Juan'ya Green (13), Hofstra, Nov. 22, 2015 in St. Thomas, USVI
Made 10 or more free throws:	South Carolina: Mindaugas Kacinas (10), vs. DePaul, Nov. 20, 2015, in St. Thomas, USVI Opponent: Shaquille Harrison (11), Tulsa, Nov. 23, 2015 in St. Thomas, USVI
Attempted 15 or more free throws:	South Carolina: Mindaugas Kacinas (15), vs. DePaul, Nov. 20, 2015, in St. Thomas, USVI Opponent: Shaquille Harrison (16), Tulsa, Nov. 23, 2015 in St. Thomas, USVI
Played all 40 minutes of regulation:	South Carolina: Duane Notice, vs. Texas A&M, Feb. 21, 2015 in Columbia, S.C. Opponent: Frank Sullivan, Auburn, Jan. 12, 2013 in Columbia, S.C.
A player hit a last-second shot (within 3 seconds) to win a game:	South Carolina: Tyrone Johnson (Free Throws) vs. Ole Miss, March 12, in Nashville, Tenn. Opponent: Brian Bryant, Mississippi State, Feb. 29, 2012 in Columbia, S.C.
A player had a double-double:	South Carolina: Sindarius Thornwell (10 points, 10 rebounds), vs. DePaul, Nov. 20, 2015, in St. Thomas, USVI Opponent: Yante Maten (13 points, 10 rebounds), Georgia, March 13, 2015, in Nashville, Tenn.
Two or more players had a double-double:	S. Carolina: Michael Carrera (23 points, 10 rebounds) and Lakeem Jackson (11 points, 11 rebounds) at LSU, Jan. 16, 2013 in Baton Rouge, La. Opponent: Alex Oriakhi (18 points, 11 rebounds), Earnest Ross (21 points, 10 rebounds) Missouri, Jan. 22, 2013 in Columbia, Mo.
A player had a triple-double:	South Carolina: Sam Muldrow (16 points, 14 rebounds, 10 blocks) vs. Vanderbilt, Jan. 8, 2011 in Columbia, S.C. <i>*** Only second triple-double in South Carolina history (Chuck Eidson (25 points, 10 rebounds, 10 assists) vs. SC State, Nov. 29, 2002 in Columbia, S.C.</i> Opponent: Daniel Hackett (Southern California - 22 points, 10 rebounds, 10 assists), Nov. 17, 2007 in Columbia, S.C.
Scored 30 or more points in back-to-back games:	South Carolina: Devan Downey, 30 vs. Kentucky, Jan. 26, 2010 in Columbia, S.C. 33 vs. Georgia, Jan. 30, 2010, in Columbia, S.C.
Scored 25 or more points in back-to-back games:	South Carolina: Devan Downey, 33 vs. Georgia, Jan. 30, 2010, in Columbia, S.C. 26 at Tennessee, Feb. 6, 2010 in Knoxville, Tenn.

A TEAM ...

Scored 100 or more points:	South Carolina: 103 vs. The Citadel, Nov. 12, 2007 in Columbia, S.C. Opponent: 107, Vanderbilt, Feb. 17, 1996 in Nashville, Tenn.
Scored 50 points or less:	South Carolina: 46, vs. Florida, March 4, 2014 in Columbia S.C. Opponent: 50, Georgia, Jan. 31, 2015 in Athens, Ga.
Scored 50 points in a half:	South Carolina: 51 (1st half), vs. Lipscomb, Nov. 27, 2015, in Columbia, S.C. Opponent: 52 (2nd half) vs. Georgia Jan. 22, 2014 in Athens, Ga.
Failed to score 25 points in a half:	South Carolina: 24 (2nd Half), at Tennessee, March 7, 2015 in Knoxville, Tenn. Opponent: 24 (1st half), Ole Miss, March 12, in Nashville, Tenn.

Collected 50 or more rebounds:	South Carolina: 50, vs. Longwood, Nov. 9, 2013 in Columbia, S.C. Opponent: 52, WKU, Nov. 27, 2010 in Bowling Green, Ky.
Shot 60% or better from the field:	South Carolina: 60.8% (31-51) at Western Carolina, Nov. 18, 2005 in Cullowhee, N.C. Opponent: 69.6% (32-46) Missouri, Feb. 28, 2013 in Columbia, S.C.
Shot 50% or better from the field:	South Carolina: 51.5% (34-66), vs. Lipscomb, Nov. 27, 2015, in Columbia, S.C. Opponent: 50.9% (28-55), Hofstra, Nov. 22, 2015 in St. Thomas, USVI
Shot less than 30% from the field:	South Carolina: 27.1% (16-59), vs. Texas A&M, Feb. 21, 2015 in Columbia, S.C. Opponent: 28.6% (16-56), Marshall, Dec. 1, 2014 in Huntington, W.Va.
Shot 50% or better from 3-point range (at least 10 attempts):	South Carolina: 50.0% (7-14), Tulsa, Nov. 23, 2015 in St. Thomas, USVI Opponent 50.0% (17-34), Hofstra, Nov. 22, 2015 in St. Thomas, USVI
Shot 20% or less from 3-point range (at least 10 attempts):	South Carolina: 15.0% (3-20), at Kentucky, Feb. 14, 2015 in Lexington, Ky. Opponent: 15.4 % (2-13), Arkansas, Feb. 3, 2015 in Fayetteville, Ark.
Dished 20 or more assists:	South Carolina: 24, vs. Lipscomb, Nov. 27, 2015, in Columbia, S.C. Opponent: 21, Georgia, Jan. 22, 2014 in Athens, Ga.
Made 35 or more shots:	South Carolina: 37, vs. Hofstra, Nov. 22, 2015 in St. Thomas, USVI Opponent: 35, vs. Tennessee, March 5, 2009 in Columbia, S.C.
Attempted 80 or more shots:	South Carolina: 83 vs. WKU Nov. 27, 2010 in Bowling Green, Ky. Opponent: 83, LSU, Feb. 10, 1996 in Columbia, S.C.
Attempted 70 or more shots:	South Carolina: 72, vs. Providence, Dec. 1, 2011 in Columbia, S.C. Opponent: 71, Arkansas, Feb. 3, 2015 in Fayetteville, Ark.
Made 10 or more 3-pointers:	South Carolina: 11 vs. Auburn, March 12, 2014 in Atlanta, Ga. Opponent: 13, Lipscomb, Nov. 27, 2015, in Columbia, S.C.
Did not make a 3-pointer:	South Carolina: 0, vs. Milwaukee, Nov. 11, 2012 in Columbia, S.C. Opponent: 0, Miss. State, Jan. 9, 2013 in Starkville, Miss.
Attempted 30 or more 3-pointers:	South Carolina: 31 vs. Alabama, Jan. 25, 2012 in Columbia, S.C. Opponent: 35, Lipscomb, Nov. 27, 2015, in Columbia, S.C.
Attempted 25 or more 3-pointers:	South Carolina: 26 vs. Texas A&M, Feb. 21, 2015 in Columbia, S.C. Opponent: 35, Lipscomb, Nov. 27, 2015, in Columbia, S.C.
Made 30 or more free throws:	South Carolina: 30 vs. Arkansas, March 13, 2014 in Atlanta, Ga. Opponent: 33, Kentucky, March 1, 2014 in Columbia, S.C.
Attempted 40 or more free throws:	South Carolina: 42, vs. Norfolk State, Nov. 14, 2015 in Columbia, S.C.. Opponent: 42, Kentucky, March 1, 2014 in Columbia, S.C.
Swiped 15 or more steals:	South Carolina: 15 vs. Vanderbilt, Jan. 16, 2010 in Columbia, S.C. Opponent: 17, Florida, March 4, 2014 in Columbia, S.C.
Blocked 12 or more shots:	South Carolina: 12, vs. Vanderbilt, Jan. 8, 2011 in Columbia, S.C. Opponent: 13, LSU, Jan. 28, 2015 in Baton Rouge, La.
Blocked 8 or more shots:	South Carolina: 9, vs. Coker, Dec. 21, 2014 in Columbia, S.C. Opponent: 8, Arkansas, Feb. 3, 2015 in Fayetteville, Ark.
Won by 30 or more points:	South Carolina: 37, vs. North Carolina A&T, Dec. 30, 2014 in Columbia, S.C. Opponent: 34, Kentucky, Feb. 14, 2015 in Lexington, Ky.
Won by 20 or more points:	South Carolina: 37, vs. North Carolina A&T, Dec. 30, 2014 in Columbia, S.C. Opponent: 34, at Kentucky, Feb. 14, 2015 in Lexington, Ky.
Played a single overtime game:	Win: 82-73 at LSU, Jan. 16, 2013 in Baton Rouge, La. Loss: 62-54 at Georgia, Feb. 23, 2013 in Athens, Ga.
Played a double overtime game:	Win: 87-85 vs. WKU, Nov. 27, 2010 in Bowling Green, Ky. Loss: 98-88 vs. Louisville, Feb. 20, 1988 in Columbia, S.C.
South Carolina played a No. 1 Team in the country:	Win: 68-62 vs. Kentucky, Jan. 26, 2010 in Columbia, S.C. Loss: 77-43 loss at Kentucky, Feb. 14, 2015 in Lexington, Ky.
South Carolina played a top-5 opponent:	Win: 68-62 vs. No. 1/1 Kentucky, Jan. 26, 2010 in Columbia, S.C. Loss: 75-36 loss to No. 4/4 Florida, Jan. 30, 2013 in Gainesville, Fla.
South Carolina played a top-10 opponent:	Win: 64-60 vs. No. 9/9 Iowa State, Jan. 3, 2015 in Brooklyn, N.Y. Loss: 58-43 loss vs. Kentucky, Jan. 24, 2015 in Columbia, S.C.
South Carolina played a top-25 opponent:	Win: 64-60 vs. No. 9/9 Iowa State, Jan. 3, 2015 in Brooklyn, N.Y. Loss: 78-74 loss vs. No. 18/18 Arkansas, March 5, 2015 in Columbia, S.C.
South Carolina defeated a ranked opponent:	Home: Win: 72-67 win over No. 17/15 Kentucky, March 1, 2014 in Columbia, S.C. Away: 77-73 at No. 13/19 Vanderbilt, March 6, 2010 in Nashville, Tenn. Neutral: 64-60 vs. No. 9/9 Iowa State, Jan. 3, 2015 in Brooklyn, N.Y. SEC Home: Win: 72-67 win over No. 17/15 Kentucky, March 1, 2014 in Columbia, S.C. SEC Away: 77-73 at No. 13/19 Vanderbilt, March 6, 2010 in Nashville, Tenn. Non-conference away: 85-84 at No. 19/20 Baylor, Jan. 2, 2009 in Waco, Texas
A South Carolina win opened the season:	Home: 81-56, vs. Norfolk State, Nov. 14, 2015 in Columbia, S.C. Away: 81-63 win at Western Carolina, Nov. 12, 2005 in Cullowhee, N.C.
South Carolina opened SEC play:	Neutral: 74-61 win vs. Chaminade, Nov. 19, 2001 in Maui, Hawaii (Maui Invite) Home: 72-68 loss vs. Florida, Jan. 7, 2015 in Gainesville, Fla. Away: 74-58 loss at No. 10/11 Florida, Jan. 8, 2014 in Gainesville, Fla.



South Carolina Basketball
 South Carolina Combined Team Statistics (as of Nov 27, 2015)
 All games

RECORD:	OVERALL	HOME	AWAY	NEUTRAL
ALL GAMES	6-0	3-0	0-0	3-0
CONFERENCE	0-0	0-0	0-0	0-0
NON-CONFERENCE	6-0	3-0	0-0	3-0

##	Player	gp-gs	min	avg	Total		3-Point		F-Throw		Rebounds			pf	dq	a	to	blk	stl	pts	avg							
					fg-fga	fg%	3fg-fga	3fg%	ft-fta	ft%	off	def	tot									avg						
14	CHATKEVICIUS, L.	6-6	148	24.7	38-64	.594	3-6	.500	19-26	.731	14	12	26	4.3	16	0	3	3	8	4	98	16.3						
25	KACINAS, Mindaugas	6-6	187	31.2	32-56	.571	3-14	.214	20-30	.667	18	23	41	6.8	13	0	8	7	4	2	87	14.5						
10	NOTICE, Duane	6-0	148	24.7	22-61	.361	12-24	.500	21-26	.808	6	9	15	2.5	8	0	15	3	1	7	77	12.8						
00	THORNWELL, Sindari	6-6	187	31.2	18-57	.316	4-17	.235	27-36	.750	5	29	34	5.7	12	0	26	12	0	12	67	11.2						
24	CARRERA, Michael	6-6	145	24.2	23-43	.535	7-12	.583	12-15	.800	11	25	36	6.0	18	0	11	7	4	5	65	10.8						
15	DOZIER, PJ	6-6	113	18.8	19-43	.442	6-12	.500	1-7	.143	8	19	27	4.5	16	0	16	13	4	8	45	7.5						
30	SILVA, Chris	6-0	75	12.5	8-21	.381	0-0	.000	21-32	.656	11	14	25	4.2	17	0	1	10	5	1	37	6.2						
01	STROMAN, Marcus	5-0	91	18.2	4-12	.333	2-5	.400	4-6	.667	3	7	10	2.0	8	0	6	6	0	1	14	2.8						
20	MCKIE, Justin	5-0	44	8.8	4-14	.286	1-8	.125	2-2	1.000	1	4	5	1.0	4	0	5	0	0	1	11	2.2						
23	COBB, Eric	6-0	46	7.7	6-8	.750	0-0	.000	0-1	.000	2	9	11	1.8	11	0	0	4	0	1	12	2.0						
05	BLANTON, TeMarcus	3-0	7	2.3	0-0	.000	0-0	.000	0-0	.000	0	0	0	0.0	3	0	1	1	0	0	0	0.0						
31	HOLLIMAN, Jarrell	1-0	1	1.0	0-0	.000	0-0	.000	0-0	.000	0	0	0	0.0	0	0	0	0	0	0	0	0.0						
02	DOBY, Raymond	3-0	4	1.3	0-1	.000	0-0	.000	0-0	.000	0	1	1	0.3	4	0	0	1	0	0	0	0.0						
04	GREGORY, Jamall	3-0	4	1.3	0-0	.000	0-0	.000	0-0	.000	0	1	1	0.3	0	0	0	0	0	0	0	0.0						
Team											11	8	19				3											
Total.....		6	1200	174-380		.458	38-98	.388	127-181	.702	90	161	251	41.8	130	0	92	70	26	42	513	85.5						
Opponents.....		6	1200	139-336		.414	53-141	.376	100-139	.719	50	129	179	29.8	155	-	71	93	15	28	431	71.8						

TEAM STATISTICS	SC	OPP	Date	Opponent	Score	Att.
SCORING	513	431	% 11/14/15	NORFOLK STATE	w 84-69	10623
Points per game	85.5	71.8	11/16/15	ORAL ROBERTS	w 84-66	9640
Scoring margin	+13.7	-	! 11/20/15	vs DePaul	w 76-61	1601
FIELD GOALS-ATT	174-380	139-336	! 11/22/15	vs Hofstra	w 94-84	1715
Field goal pct	.458	.414	! 11/23/15	vs Tulsa	w 83-75	2002
3 POINT FG-ATT	38-98	53-141	11/27/15	LIPSCOMB	w 92-76	8793
3-point FG pct	.388	.376	* = Conference game			
3-pt FG made per game	6.3	8.8	% - Paradise Jam (Columbia, S.C.)			
FREE THROWS-ATT	127-181	100-139	! - Paradise Jam (St. Thomas, USVI)			
Free throw pct	.702	.719				
F-Throws made per game	21.2	16.7				
REBOUNDS	251	179				
Rebounds per game	41.8	29.8				
Rebounding margin	+12.0	-				
ASSISTS	92	71				
Assists per game	15.3	11.8				
TURNOVERS	70	93				
Turnovers per game	11.7	15.5				
Turnover margin	+3.8	-				
Assist/turnover ratio	1.3	0.8				
STEALS	42	28				
Steals per game	7.0	4.7				
BLOCKS	26	15				
Blocks per game	4.3	2.5				
ATTENDANCE	29056	5318				
Home games-Avg/Game	3-9685	0-0				
Neutral site-Avg/Game	-	3-1773				

Score by Periods	1st	2nd	Totals
South Carolina	245	268	513
Opponents	200	231	431



South Carolina Basketball
South Carolina Team Game-by-Game Comparison (as of Nov 29, 2015)
All games

Opponent	1st	2nd	Score	Mar	Total FG	FG Pct	3-Pointers	3FG Pct	Free Throws	FT Pct	Rebounds	Assist	T/Over	Block	Steal	Fouls
NORFOLK STATE	40/34	44/35	84-69	+15	23-59/19-56	.390/.339	9-22/11-28	.409/.393	29-42/20-23	.690/.870	46/35 +11	15/12	13/18	4/3	9/7	19/35
ORAL ROBERTS	33/30	51/36	84-66	+18	29-73/22-51	.397/.431	7-21/4-14	.333/.286	19-27/18-23	.704/.783	44/28 +16	14/7	6/13	4/5	5/3	22/23
DePaul	37/28	39/33	76-61	+15	24-60/19-52	.400/.365	5-13/3-14	.385/.214	23-34/20-31	.676/.645	43/33 +10	11/9	12/15	4/2	5/4	27/27
Hofstra	46/39	48/45	94-84	+10	37-68/28-55	.544/.509	5-9/17-34	.556/.500	15-23/11-17	.652/.647	41/23 +18	16/16	9/14	5/2	4/2	18/21
Tulsa	38/29	45/46	83-75	+8	27-54/24-54	.500/.444	7-14/5-16	.500/.313	22-28/22-31	.786/.710	34/31 +3	12/9	13/15	2/0	7/4	25/25
LIPSCOMB	51/40	41/36	92-76	+16	34-66/27-68	.515/.397	5-19/13-35	.263/.371	19-27/9-14	.704/.643	43/29 +14	24/18	17/18	7/3	12/8	19/24

Note: Game totals are displayed in the format TEAM/OPPONENT for each category



South Carolina Basketball
South Carolina Category Leaders (as of Nov 29, 2015)
All games

Points	G	Pts	Pts/G
CHATKEVICIUS, L.	6	98	16.3
KACINAS, Mindaugas	6	87	14.5
NOTICE, Duane	6	77	12.8
THORNWELL, Sindarius	6	67	11.2
CARRERA, Michael	6	65	10.8
DOZIER, PJ	6	45	7.5
SILVA, Chris	6	37	6.2
STROMAN, Marcus	5	14	2.8
COBB, Eric	6	12	2.0
MCKIE, Justin	5	11	2.2

Scoring Average	G	Pts	Avg/G
CHATKEVICIUS, L.	6	98	16.3
KACINAS, Mindaugas	6	87	14.5
NOTICE, Duane	6	77	12.8
THORNWELL, Sindarius	6	67	11.2
CARRERA, Michael	6	65	10.8
DOZIER, PJ	6	45	7.5
SILVA, Chris	6	37	6.2
STROMAN, Marcus	5	14	2.8
MCKIE, Justin	5	11	2.2
COBB, Eric	6	12	2.0
DOBY, Raymond	3	0	0.0
HOLLIMAN, Jarrell	1	0	0.0
BLANTON, TeMarcus	3	0	0.0
GREGORY, Jamall	3	0	0.0

FG Percentage	FG	Att	Pct
COBB, Eric	6	8	.750
CHATKEVICIUS, L.	38	64	.594
KACINAS, Mindaugas	32	56	.571
CARRERA, Michael	23	43	.535
DOZIER, PJ	19	43	.442
SILVA, Chris	8	21	.381
NOTICE, Duane	22	61	.361
STROMAN, Marcus	4	12	.333
THORNWELL, Sindarius	18	57	.316
MCKIE, Justin	4	14	.286
DOBY, Raymond	0	1	.000

Field Goal Attempts	G	Att	Att/G
CHATKEVICIUS, L.	6	64	10.7
NOTICE, Duane	6	61	10.2
THORNWELL, Sindarius	6	57	9.5
KACINAS, Mindaugas	6	56	9.3
CARRERA, Michael	6	43	7.2
DOZIER, PJ	6	43	7.2

Field Goals Made	G	Made	Made/G
CHATKEVICIUS, L.	6	38	6.3
KACINAS, Mindaugas	6	32	5.3
CARRERA, Michael	6	23	3.8
NOTICE, Duane	6	22	3.7
DOZIER, PJ	6	19	3.2

3-Point Percentage	3FG	Att	Pct
CARRERA, Michael	7	12	.583
DOZIER, PJ	6	12	.500
NOTICE, Duane	12	24	.500
CHATKEVICIUS, L.	3	6	.500
STROMAN, Marcus	2	5	.400
THORNWELL, Sindarius	4	17	.235
KACINAS, Mindaugas	3	14	.214
MCKIE, Justin	1	8	.125

3-Point FG Attempts	G	Att	Att/G
NOTICE, Duane	6	24	4.0
THORNWELL, Sindarius	6	17	2.8
KACINAS, Mindaugas	6	14	2.3
DOZIER, PJ	6	12	2.0
CARRERA, Michael	6	12	2.0

3-Point FG Made	G	Made	Made/G
NOTICE, Duane	6	12	2.0
CARRERA, Michael	6	7	1.2
DOZIER, PJ	6	6	1.0
THORNWELL, Sindarius	6	4	0.7
KACINAS, Mindaugas	6	3	0.5
CHATKEVICIUS, L.	6	3	0.5

Free Throw Percent	FG	Att	Pct
MCKIE, Justin	2	2	1.000
NOTICE, Duane	21	26	.808
CARRERA, Michael	12	15	.800
THORNWELL, Sindarius	27	36	.750
CHATKEVICIUS, L.	19	26	.731
STROMAN, Marcus	4	6	.667
KACINAS, Mindaugas	20	30	.667
SILVA, Chris	21	32	.656
DOZIER, PJ	1	7	.143
COBB, Eric	0	1	.000

Free Throw Attempts	G	Att	Att/G
THORNWELL, Sindarius	6	36	6.0
SILVA, Chris	6	32	5.3
KACINAS, Mindaugas	6	30	5.0
NOTICE, Duane	6	26	4.3
CHATKEVICIUS, L.	6	26	4.3

Free Throws Made	G	Made	Made/G
THORNWELL, Sindarius	6	27	4.5
SILVA, Chris	6	21	3.5
NOTICE, Duane	6	21	3.5
KACINAS, Mindaugas	6	20	3.3
CHATKEVICIUS, L.	6	19	3.2



South Carolina Basketball
South Carolina Category Leaders (as of Nov 29, 2015)
All games

Rebounds	G	Reb	Reb/G
KACINAS, Mindaugas	6	41	6.8
CARRERA, Michael	6	36	6.0
THORNWELL, Sindarius	6	34	5.7
DOZIER, PJ	6	27	4.5
CHATKEVICIUS, L.	6	26	4.3

Rebound Average	G	Reb	Avg/G
KACINAS, Mindaugas	6	41	6.8
CARRERA, Michael	6	36	6.0
THORNWELL, Sindarius	6	34	5.7
DOZIER, PJ	6	27	4.5
CHATKEVICIUS, L.	6	26	4.3

Offensive Rebounds	G	No.	Avg/G
KACINAS, Mindaugas	6	18	3.0
CHATKEVICIUS, L.	6	14	2.3
CARRERA, Michael	6	11	1.8
SILVA, Chris	6	11	1.8
DOZIER, PJ	6	8	1.3

Defensive Rebounds	G	No.	Avg/G
THORNWELL, Sindarius	6	29	4.8
CARRERA, Michael	6	25	4.2
KACINAS, Mindaugas	6	23	3.8
DOZIER, PJ	6	19	3.2
SILVA, Chris	6	14	2.3

Fouls	G	No.	Per/G
CARRERA, Michael	6	18	3.0
SILVA, Chris	6	17	2.8
CHATKEVICIUS, L.	6	16	2.7
DOZIER, PJ	6	16	2.7
KACINAS, Mindaugas	6	13	2.2

Foulsouts	G	No.
-----------	---	-----

Assists	G	No.	Ast/G
THORNWELL, Sindarius	6	26	4.3
DOZIER, PJ	6	16	2.7
NOTICE, Duane	6	15	2.5
CARRERA, Michael	6	11	1.8
KACINAS, Mindaugas	6	8	1.3

Steals	G	No.	Stl/G
THORNWELL, Sindarius	6	12	2.0
DOZIER, PJ	6	8	1.3
NOTICE, Duane	6	7	1.2
CARRERA, Michael	6	5	0.8
CHATKEVICIUS, L.	6	4	0.7

Blocked Shots	G	No.	Blk/G
CHATKEVICIUS, L.	6	8	1.3
SILVA, Chris	6	5	0.8
DOZIER, PJ	6	4	0.7
CARRERA, Michael	6	4	0.7
KACINAS, Mindaugas	6	4	0.7

Minutes	G	No.	Min/G
KACINAS, Mindaugas	6	187	31.2
THORNWELL, Sindarius	6	187	31.2
NOTICE, Duane	6	148	24.7
CHATKEVICIUS, L.	6	148	24.7
CARRERA, Michael	6	145	24.2

Turnovers	G	No.	TO/G
DOZIER, PJ	6	13	2.2
THORNWELL, Sindarius	6	12	2.0
SILVA, Chris	6	10	1.7
KACINAS, Mindaugas	6	7	1.2
CARRERA, Michael	6	7	1.2



South Carolina Basketball
South Carolina Team High/Low Analysis (as of Nov 29, 2015)
All games

South Carolina - TEAM GAME HIGHS

POINTS	94	vs Hofstra (11/22/15)
	92	LIPSCOMB (11/27/15)
	84	ORAL ROBERTS (11/16/15)
	84	NORFOLK STATE (11/14/15)
	83	vs Tulsa (11/23/15)
FIELD GOALS MADE	37	vs Hofstra (11/22/15)
	34	LIPSCOMB (11/27/15)
FIELD GOAL ATTEMPTS	73	ORAL ROBERTS (11/16/15)
	68	vs Hofstra (11/22/15)
FIELD GOAL PERCENTAGE	.544 (37-68)	vs Hofstra (11/22/15)
	.515 (34-66)	LIPSCOMB (11/27/15)
3 PT FIELD GOALS MADE	9	NORFOLK STATE (11/14/15)
	7	vs Tulsa (11/23/15)
	7	ORAL ROBERTS (11/16/15)
3 PT FG ATTEMPTS	22	NORFOLK STATE (11/14/15)
	21	ORAL ROBERTS (11/16/15)
3 PT FG PERCENTAGE	.556 (5-9)	vs Hofstra (11/22/15)
	.500 (7-14)	vs Tulsa (11/23/15)
FREE THROWS MADE	29	NORFOLK STATE (11/14/15)
	23	vs DePaul (11/20/15)
FREE THROW ATTEMPTS	42	NORFOLK STATE (11/14/15)
	34	vs DePaul (11/20/15)
FREE THROW PERCENTAGE	.786 (22-28)	vs Tulsa (11/23/15)
	.704 (19-27)	LIPSCOMB (11/27/15)
	.704 (19-27)	ORAL ROBERTS (11/16/15)
REBOUNDS	46	NORFOLK STATE (11/14/15)
	44	ORAL ROBERTS (11/16/15)
ASSISTS	24	LIPSCOMB (11/27/15)
	16	vs Hofstra (11/22/15)
STEALS	12	LIPSCOMB (11/27/15)
	9	NORFOLK STATE (11/14/15)
BLOCKED SHOTS	7	LIPSCOMB (11/27/15)
	5	vs Hofstra (11/22/15)
TURNOVERS	17	LIPSCOMB (11/27/15)
	13	vs Tulsa (11/23/15)
	13	NORFOLK STATE (11/14/15)
FOULS	27	vs DePaul (11/20/15)
	25	vs Tulsa (11/23/15)



South Carolina Basketball
South Carolina High/Low Analysis (as of Nov 29, 2015)
All games

Opponent - GAME HIGHS

POINTS	84	vs Hofstra (11/22/15)
	76	LIPSCOMB (11/27/15)
	75	vs Tulsa (11/23/15)
	69	NORFOLK STATE (11/14/15)
	66	ORAL ROBERTS (11/16/15)
FIELD GOALS MADE	28	vs Hofstra (11/22/15)
	27	LIPSCOMB (11/27/15)
FIELD GOAL ATTEMPTS	68	LIPSCOMB (11/27/15)
	56	NORFOLK STATE (11/14/15)
FIELD GOAL PERCENTAGE	.509 (28-55)	vs Hofstra (11/22/15)
	.444 (24-54)	vs Tulsa (11/23/15)
3 PT FIELD GOALS MADE	17	vs Hofstra (11/22/15)
	13	LIPSCOMB (11/27/15)
3 PT FG ATTEMPTS	35	LIPSCOMB (11/27/15)
	34	vs Hofstra (11/22/15)
3 PT FG PERCENTAGE	.500 (17-34)	vs Hofstra (11/22/15)
	.393 (11-28)	NORFOLK STATE (11/14/15)
FREE THROWS MADE	22	vs Tulsa (11/23/15)
	20	vs DePaul (11/20/15)
	20	NORFOLK STATE (11/14/15)
FREE THROW ATTEMPTS	31	vs Tulsa (11/23/15)
	31	vs DePaul (11/20/15)
FREE THROW PERCENTAGE	.870 (20-23)	NORFOLK STATE (11/14/15)
	.783 (18-23)	ORAL ROBERTS (11/16/15)
REBOUNDS	35	NORFOLK STATE (11/14/15)
	33	vs DePaul (11/20/15)
ASSISTS	18	LIPSCOMB (11/27/15)
	16	vs Hofstra (11/22/15)
STEALS	8	LIPSCOMB (11/27/15)
	7	NORFOLK STATE (11/14/15)
BLOCKED SHOTS	5	ORAL ROBERTS (11/16/15)
	3	LIPSCOMB (11/27/15)
	3	NORFOLK STATE (11/14/15)
TURNOVERS	18	LIPSCOMB (11/27/15)
	18	NORFOLK STATE (11/14/15)
FOULS	35	NORFOLK STATE (11/14/15)
	27	vs DePaul (11/20/15)



South Carolina Basketball
South Carolina High/Low Analysis (as of Nov 29, 2015)
All games

South Carolina - GAME LOWS

POINTS	76		vs DePaul (11/20/15)
	83		vs Tulsa (11/23/15)
	84		NORFOLK STATE (11/14/15)
	84		ORAL ROBERTS (11/16/15)
	92		LIPSCOMB (11/27/15)
FIELD GOALS MADE	23		NORFOLK STATE (11/14/15)
	24		vs DePaul (11/20/15)
FIELD GOAL ATTEMPTS	54		vs Tulsa (11/23/15)
	59		NORFOLK STATE (11/14/15)
FIELD GOAL PERCENTAGE	.390 (23-59)		NORFOLK STATE (11/14/15)
	.397 (29-73)		ORAL ROBERTS (11/16/15)
3 PT FIELD GOALS MADE	5		vs DePaul (11/20/15)
	5		vs Hofstra (11/22/15)
	5		LIPSCOMB (11/27/15)
3 PT FG ATTEMPTS	9		vs Hofstra (11/22/15)
	13		vs DePaul (11/20/15)
3 PT FG PERCENTAGE	.263 (5-19)		LIPSCOMB (11/27/15)
	.333 (7-21)		ORAL ROBERTS (11/16/15)
FREE THROWS MADE	15		vs Hofstra (11/22/15)
	19		ORAL ROBERTS (11/16/15)
	19		LIPSCOMB (11/27/15)
FREE THROW ATTEMPTS	23		vs Hofstra (11/22/15)
	27		ORAL ROBERTS (11/16/15)
	27		LIPSCOMB (11/27/15)
FREE THROW PERCENTAGE	.652 (15-23)		vs Hofstra (11/22/15)
	.676 (23-34)		vs DePaul (11/20/15)
REBOUNDS	34		vs Tulsa (11/23/15)
	41		vs Hofstra (11/22/15)
ASSISTS	11		vs DePaul (11/20/15)
	12		vs Tulsa (11/23/15)
STEALS	4		vs Hofstra (11/22/15)
	5		ORAL ROBERTS (11/16/15)
	5		vs DePaul (11/20/15)
BLOCKED SHOTS	2		vs Tulsa (11/23/15)
	4		NORFOLK STATE (11/14/15)
	4		ORAL ROBERTS (11/16/15)
	4		vs DePaul (11/20/15)
TURNOVERS	6		ORAL ROBERTS (11/16/15)
	9		vs Hofstra (11/22/15)
FOULS	18		vs Hofstra (11/22/15)
	19		NORFOLK STATE (11/14/15)
	19		LIPSCOMB (11/27/15)



South Carolina Basketball
South Carolina High/Low Analysis (as of Nov 29, 2015)
All games

Opponent - GAME LOWS

POINTS	61	vs DePaul (11/20/15)
	66	ORAL ROBERTS (11/16/15)
	69	NORFOLK STATE (11/14/15)
	75	vs Tulsa (11/23/15)
	76	LIPSCOMB (11/27/15)
FIELD GOALS MADE	19	NORFOLK STATE (11/14/15)
	19	vs DePaul (11/20/15)
FIELD GOAL ATTEMPTS	51	ORAL ROBERTS (11/16/15)
	52	vs DePaul (11/20/15)
FIELD GOAL PERCENTAGE	.339 (19-56)	NORFOLK STATE (11/14/15)
	.365 (19-52)	vs DePaul (11/20/15)
3 PT FIELD GOALS MADE	3	vs DePaul (11/20/15)
	4	ORAL ROBERTS (11/16/15)
3 PT FG ATTEMPTS	14	ORAL ROBERTS (11/16/15)
	14	vs DePaul (11/20/15)
3 PT FG PERCENTAGE	.214 (3-14)	vs DePaul (11/20/15)
	.286 (4-14)	ORAL ROBERTS (11/16/15)
FREE THROWS MADE	9	LIPSCOMB (11/27/15)
	11	vs Hofstra (11/22/15)
FREE THROW ATTEMPTS	14	LIPSCOMB (11/27/15)
	17	vs Hofstra (11/22/15)
FREE THROW PERCENTAGE	.643 (9-14)	LIPSCOMB (11/27/15)
	.645 (20-31)	vs DePaul (11/20/15)
REBOUNDS	23	vs Hofstra (11/22/15)
	28	ORAL ROBERTS (11/16/15)
ASSISTS	7	ORAL ROBERTS (11/16/15)
	9	vs DePaul (11/20/15)
	9	vs Tulsa (11/23/15)
STEALS	2	vs Hofstra (11/22/15)
	3	ORAL ROBERTS (11/16/15)
BLOCKED SHOTS	0	vs Tulsa (11/23/15)
	2	vs DePaul (11/20/15)
	2	vs Hofstra (11/22/15)
TURNOVERS	13	ORAL ROBERTS (11/16/15)
	14	vs Hofstra (11/22/15)
FOULS	21	vs Hofstra (11/22/15)
	23	ORAL ROBERTS (11/16/15)



South Carolina Basketball
 South Carolina Player High/Low Analysis (as of Nov 29, 2015)
 All games

South Carolina - I N D I V I D U A L G A M E H I G H S

Points	27		CHATKEVICIUS, L. vs Oral Roberts (11/16/15)
	23		KACINAS, Mindaugas vs DePaul (11/20/15)
	18		KACINAS, Mindaugas vs Hofstra (11/22/15)
	18		NOTICE, Duane vs Oral Roberts (11/16/15)
	17		CHATKEVICIUS, L. vs Lipscomb (11/27/15)
	17		CHATKEVICIUS, L. vs Tulsa (11/23/15)
	17		CHATKEVICIUS, L. vs Hofstra (11/22/15)
	17		CARRERA, Michael vs Hofstra (11/22/15)
Field Goals Made	9		KACINAS, Mindaugas vs Hofstra (11/22/15)
	9		CHATKEVICIUS, L. vs Oral Roberts (11/16/15)
Field Goal Att.	16		NOTICE, Duane vs Lipscomb (11/27/15)
	15		THORNWELL, Sindarius vs Oral Roberts (11/16/15)
FG Pct (min 5 made)	1.000	(7-7)	CHATKEVICIUS, L. vs Lipscomb (11/27/15)
	.900	(9-10)	KACINAS, Mindaugas vs Hofstra (11/22/15)
3-Point FG Made	4		NOTICE, Duane vs Oral Roberts (11/16/15)
	3		NOTICE, Duane vs Norfolk State (11/14/15)
3-Point FG Att.	7		NOTICE, Duane vs Oral Roberts (11/16/15)
	6		NOTICE, Duane vs Lipscomb (11/27/15)
	6		NOTICE, Duane vs Norfolk State (11/14/15)
3-Pt FG Pct (min 2 made)	1.000	(2-2)	DOZIER, PJ vs Hofstra (11/22/15)
	1.000	(2-2)	CARRERA, Michael vs Hofstra (11/22/15)
	1.000	(2-2)	NOTICE, Duane vs DePaul (11/20/15)
Free Throws Made	10		KACINAS, Mindaugas vs DePaul (11/20/15)
	8		SILVA, Chris vs Norfolk State (11/14/15)
Free Throw Att.	15		KACINAS, Mindaugas vs DePaul (11/20/15)
	12		SILVA, Chris vs Norfolk State (11/14/15)
FT Pct (min 3 made)	1.000	(6-6)	THORNWELL, Sindarius vs Tulsa (11/23/15)
	1.000	(4-4)	CHATKEVICIUS, L. vs Tulsa (11/23/15)
	1.000	(4-4)	KACINAS, Mindaugas vs Oral Roberts (11/16/15)
	1.000	(3-3)	CARRERA, Michael vs Lipscomb (11/27/15)
	1.000	(3-3)	CHATKEVICIUS, L. vs Lipscomb (11/27/15)
	1.000	(3-3)	CHATKEVICIUS, L. vs Norfolk State (11/14/15)
	1.000	(3-3)	NOTICE, Duane vs Norfolk State (11/14/15)
Rebounds	13		KACINAS, Mindaugas vs Oral Roberts (11/16/15)
	10		THORNWELL, Sindarius vs DePaul (11/20/15)
Assists	7		THORNWELL, Sindarius vs Oral Roberts (11/16/15)
	6		THORNWELL, Sindarius vs Lipscomb (11/27/15)
	6		THORNWELL, Sindarius vs Hofstra (11/22/15)
Steals	5		THORNWELL, Sindarius vs Tulsa (11/23/15)
	3		CARRERA, Michael vs Lipscomb (11/27/15)
	3		NOTICE, Duane vs Lipscomb (11/27/15)
	3		THORNWELL, Sindarius vs Norfolk State (11/14/15)
	3		DOZIER, PJ vs Norfolk State (11/14/15)
Blocked Shots	3		CHATKEVICIUS, L. vs Hofstra (11/22/15)
	2		SILVA, Chris vs Lipscomb (11/27/15)
	2		CARRERA, Michael vs Hofstra (11/22/15)
	2		KACINAS, Mindaugas vs DePaul (11/20/15)
	2		DOZIER, PJ vs Oral Roberts (11/16/15)
	2		SILVA, Chris vs Norfolk State (11/14/15)
Turnovers	4		THORNWELL, Sindarius vs Lipscomb (11/27/15)
	4		DOZIER, PJ vs Lipscomb (11/27/15)
Fouls	4		CARRERA, Michael vs Lipscomb (11/27/15)
	4		CARRERA, Michael vs Tulsa (11/23/15)

	4	COBB, Eric vs Tulsa (11/23/15)
	4	DOZIER, PJ vs Tulsa (11/23/15)
	4	CHATKEVICIUS, L. vs Tulsa (11/23/15)
	4	STROMAN, Marcus vs Hofstra (11/22/15)
	4	SILVA, Chris vs DePaul (11/20/15)
	4	SILVA, Chris vs Oral Roberts (11/16/15)
Minutes	33	THORNWELL, Sindarius vs Hofstra (11/22/15)
	33	KACINAS, Mindaugas vs DePaul (11/20/15)
	33	KACINAS, Mindaugas vs Oral Roberts (11/16/15)
	32	KACINAS, Mindaugas vs Tulsa (11/23/15)
	32	THORNWELL, Sindarius vs Oral Roberts (11/16/15)



South Carolina Basketball
 South Carolina Opponent High/Low Analysis (as of Nov 29, 2015)
 All games

OPPONENT INDIVIDUAL GAME HIGHS

Points	31		Obi Emegano vs Oral Roberts (11/16/15)
	28		GREEN, Juan'ya vs Hofstra (11/22/15)
	21		WILLIAMS, JOSH vs Lipscomb (11/27/15)
	21		OLIVER, Charles vs Norfolk State (11/14/15)
	20		HARRISON, Shaquille vs Tulsa (11/23/15)
Field Goals Made	9		Obi Emegano vs Oral Roberts (11/16/15)
	8		WILLIAMS, JOSH vs Lipscomb (11/27/15)
Field Goal Att.	21		Obi Emegano vs Oral Roberts (11/16/15)
	15		GREEN, Juan'ya vs Hofstra (11/22/15)
FG Pct (min 5 made)	.714	(5-7)	BERNARDI, Brian vs Hofstra (11/22/15)
	.625	(5-8)	Albert Owens vs Oral Roberts (11/16/15)
3-Point FG Made	6		GREEN, Juan'ya vs Hofstra (11/22/15)
	5		WILLIAMS, JOSH vs Lipscomb (11/27/15)
	5		OLIVER, Charles vs Norfolk State (11/14/15)
3-Point FG Att.	13		GREEN, Juan'ya vs Hofstra (11/22/15)
	10		OLIVER, Charles vs Norfolk State (11/14/15)
3-Pt FG Pct (min 2 made)	.714	(5-7)	WILLIAMS, JOSH vs Lipscomb (11/27/15)
	.667	(4-6)	BERNARDI, Brian vs Hofstra (11/22/15)
Free Throws Made	12		HARRISON, Shaquille vs Tulsa (11/23/15)
	10		Obi Emegano vs Oral Roberts (11/16/15)
Free Throw Att.	16		HARRISON, Shaquille vs Tulsa (11/23/15)
	10		GREEN, Juan'ya vs Hofstra (11/22/15)
	10		Obi Emegano vs Oral Roberts (11/16/15)
FT Pct (min 3 made)	1.000	(10-10)	Obi Emegano vs Oral Roberts (11/16/15)
	1.000	(7-7)	GARRETT, Billy vs DePaul (11/20/15)
	1.000	(5-5)	SHORT, Jeff vs Norfolk State (11/14/15)
Rebounds	8		DaQuan Jeffries vs Oral Roberts (11/16/15)
	7		WRIGHT, D'Andre vs Tulsa (11/23/15)
Assists	8		MORAN, NATHAN vs Lipscomb (11/27/15)
	7		GREEN, Juan'ya vs Hofstra (11/22/15)
Steals	2		MATHEWS, GARRISON vs Lipscomb (11/27/15)
	2		WISHON, DAVID vs Lipscomb (11/27/15)
	2		WOODARD, James vs Tulsa (11/23/15)
	2		WOOD, Darrick vs DePaul (11/20/15)
	2		ROBINSON, Zaynah vs Norfolk State (11/14/15)
	2		LONG, Alex vs Norfolk State (11/14/15)
Blocked Shots	4		Albert Owens vs Oral Roberts (11/16/15)
	1		MILLER, CAM vs Lipscomb (11/27/15)
	1		WISHON, BRETT vs Lipscomb (11/27/15)
	1		WISHON, DAVID vs Lipscomb (11/27/15)
	1		TANKSLEY, Ameen vs Hofstra (11/22/15)
	1		WRIGHT-FOREMAN, J. vs Hofstra (11/22/15)
	1		STIMAGE, Rashaun vs DePaul (11/20/15)
	1		HENRY, Myke vs DePaul (11/20/15)
	1		DaQuan Jeffries vs Oral Roberts (11/16/15)
	1		KELLEY, Brian vs Norfolk State (11/14/15)
	1		BUTLER, Jordan vs Norfolk State (11/14/15)
	1		BUNGEI, Preston vs Norfolk State (11/14/15)
Turnovers	5		GREEN, Juan'ya vs Hofstra (11/22/15)
	4		HAMPTON, JC vs Lipscomb (11/27/15)
	4		WILLIAMS, JOSH vs Lipscomb (11/27/15)
	4		MORAN, NATHAN vs Lipscomb (11/27/15)
	4		HENRY, Myke vs DePaul (11/20/15)

Fouls	5	BRAMMEIER,GEORGE vs Lipscomb (11/27/15)
	5	CURTIS, Marquel vs Tulsa (11/23/15)
	5	SWANNEGAN, Brandon vs Tulsa (11/23/15)
	5	NICHOLS, Malik vs Hofstra (11/22/15)
	5	Aaron Anderson vs Oral Roberts (11/16/15)
	5	Brandon Conley vs Oral Roberts (11/16/15)
	5	TAYLOR,D'Shon vs Norfolk State (11/14/15)
	5	WADE,Jonathan vs Norfolk State (11/14/15)
	5	SHORT,Jeff vs Norfolk State (11/14/15)