



SOUTH CAROLINA BASKETBALL

MBB CONTACT: EMILY MILES // EFEENEY@MAILBOX.SC.EDU // 803-777-7743 // @EMILYFEENEYSID

2015-16 SCHEDULE

OVERALL: 11-0 | SEC: 0-0

NOVEMBER

8	Allen +	W, 71-43
14	Norfolk State %	W, 84-69
16	Oral Roberts	W, 84-66
20	vs. DePaul!	W, 76-61
21/22	vs. Hofstra!	W, 94-84
23	vs. Tulsa!	W, 83-75
27	Lipscomb	W, 92-76
30	Western Carolina	W, 76-53

DECEMBER

5	USF	W, 81-63
15	Drexel	W, 79-54
18	at Clemson ^	W, 65-59
22	vs. St. John's &	W, 75-61
30	Francis Marion	7 p.m./SECN+

JANUARY

2	Memphis	6 p.m./ESPNU
5	at Auburn*	7 p.m./ SECN
9	Vanderbilt*	3 p.m./ESPNU
13	at Alabama*	9 p.m./ SECN
16	Missouri*	1 p.m./ SECN
19	at Ole Miss*	7 p.m./ SECN
23	at Tennessee*	Noon/ SECN
26	Mississippi State*	7 p.m./ SECN
30	Alabama*	6 p.m./ SECN

FEBRUARY

2	at Georgia*	7 p.m./ESPN/U/SECN
6	at Texas A&M*	4 p.m./ESPNU
10	LSU*	7 p.m./ESPN2
13	Kentucky*	Noon/ESPN/2
16	at Missouri*	7 p.m./ SECN
20	Florida*	Noon/ SECN
24	Tennessee*	9 p.m./ SECN
27	at Mississippi State*	2:30/ SECN

MARCH

3	Georgia*	7 p.m./ESPN/2
5	at Arkansas*	5 p.m./SECN
9-13	SEC Tournament (Nashville)	TBD

All home games in **bold** | All times listed Eastern
 * indicates SEC contest | + indicates exhibition |
SECN+ - SEC Network + | **SECN** - SEC Network
 | **CBSSN** - CBS Sports Network | % - Paradise Jam
 (Columbia, S.C.) | ! - Paradise Jam (St. Thomas,
 USVI) | & - Hall of Fame Shootout (Uncasville,
 Conn.) | ^ - game played at Bon Secours Arena



SOCIAL HUB

@GAMECOCKMBB // #GAMECOCKS
FACEBOOK.COM/GAMECOCKMBB

(24/20) SOUTH CAROLINA (11-0) VS. FRANCIS MARION (7-3)

WED., DEC. 30 • COLONIAL LIFE ARENA (18,000) • COLUMBIA, S.C. • 7 P.M. ET



GAMECOCKS



PATRIOTS

VS.

Head Coach: Frank Martin (FIU, '93)
Record At Carolina: 56-54 (4th season)
Career Record: 173-108 (9th season)
Record vs. Francis Marion: 0-0

Top scorer: Carrera (12.7)
Top rebounder: Carrera (6.0)
Top assist maker: Thornwell (3.8)
Media Relations: Emily Miles
Twitter: @GamecockMBB

Head Coach: Gary Edwards
 (Virginia Wesleyan, '79)
Record At FMU: 130-128 (10th season)
Career Record: 519-384 (32nd season)

Record vs. S. Carolina: 0-0
Top scorer: Browning (18.9)
Top rebounder: Alexander (7.3)
Top assist maker: Fenner (4.5)
Media Relations: Michael Hawkins
Twitter: @FMUSports

GAME 12

Broadcast: SEC Network +
Play-By-Play: Andy Demetra
Analyst: Alex English

Radio: Gamecock Radio Network
Play-By-Play: Derek Scott
Analyst: Casey Manning
Sirius: 83; **XM:** 190

Watch: WatchESPN
Live Stats: GamecocksOnline.com
Tickets: GamecocksOnline.com
 - or - arena box office

Series: First Meeting
Last Meeting: N/A
Columbia Series: N/A

PROBABLE STARTERS

SOUTH CAROLINA	HT.	WT.	YR.	HOMETOWN	PPG	RPG	MPG
G - #15 PJ Dozier	6-6	200	Fr.	Columbia, S.C.	8.4	4.0	20.5
G - #0 Sindarius Thornwell	6-5	215	Jr.	Lancaster, S.C.	11.2	5.4	30.0
F - #25 Mindaugas Kacinas	6-7	229	Sr.	Klaipeda, Lithuania	12.4	5.9	29.3
F - #24 Michael Carrera	6-5	214	Sr.	Anzoategui, Venezuela	12.7	6.0	25.4
F - #14 Laimonas Chatkevicius	6-11	245	Sr.	Klaipeda, Lithuania	12.0	4.2	22.6
FRANCIS MARION	HT.	WT.	YR.	HOMETOWN	PPG	RPG	MPG
G - #2 Detrek Browning	6-2	175	So.	Columbia, S.C.	18.9	3.9	32.8
G - #3 Mike Davis Jr.	6-4	175	So.	Brunswick, Ga.	13.0	3.1	25.9
G - #5 Alante Fenner	6-5	180	Jr.	Lake Wales, Fla.	16.8	5.1	32.4
F - #22 Judah Alexander	6-7	205	So.	Mount Vernon, N.Y.	6.8	7.3	25.8
F - #32 Mykel Harris	6-7	185	Sr.	Lexington Park, Md.	10.2	5.3	21.6

TODAY'S GAME

South Carolina returns to Colonial Life Arena on Wednesday to host Francis Marion for a non-conference matchup. The meeting is the first all-time between the two schools.
















GAME STORYLINES

- South Carolina is in its 108th season of varsity basketball in 2015-16.
- Carolina is led by fourth-year head coach Frank Martin. Alongside him are associate head coach Matt Figger, assistant coaches Perry Clark and Lamont Evans and director of men's hoops operations, Andy Assaley.
- South Carolina enters Wednesday's contest ranked No. 24 in the Associated Press Top 25 Poll, and moves up three spots to No. 20 in the USA Today/Coaches Top 25 Poll. Carolina remains the only undefeated team in the SEC and one of just five unbeaten teams nationally (games through Dec. 28).
- South Carolina most recently posted a 75-61 win over St. John's on Dec. 22 before the holiday break at the Mohegan Sun Arena in Uncasville, CT. The win was Carolina's first over St. John's in five tries, and improved the Gamecocks' record to 11-0. Junior guard Duane Notice hit the 20-point mark for the first time this season and the fifth time of his career, and senior forward Michael Carrera posted the seventh double-double of his career with 16 points and a game high 12 rebounds in the win. The Gamecocks hit 53.8 percent from 3-point range, in comparison, holding the Red Storm to just 25.0 percent from beyond the arc.
- Player to watch - senior forward Michael Carrera is averaging 15.0 points, 6.0 rebounds, 55.8 percent from the floor and 64.7 percent from 3-point range over the course of the last five games.



SOUTH CAROLINA GAMECOCKS

OVERALL: 11-0; SEC: 0-0; HOME: 6-0; AWAY: 1-0; NEUTRAL: 4-0

0		SINDARIUS THORNWELL - Jr. - G - 6-5 - 215 - Lancaster, S.C. MIN PTS RBS AST FG% 3FG% FT% 30.0 11.2 5.4 3.8 33.3 28.6 78.8	- Paradise Jam Tournament MPV; avgd. 13.3 points, 7.4 rebs, 3.7 apg. at Jam - Double-figures in eight of nine games this season/team leader with 4.0 APG - Eight points and team high 9 rebounds vs. Clemson, dunk in 1st half was ESPN SportsCenter #1 Play of the Day/team leader with 3.8 assists per game - 10 points, three assists and four rebounds in win vs. St. John's
1		MARCUS STROMAN - So. - G - 6-2 - 185 - Columbia, S.C. MIN PTS RBS AST FG% 3FG% FT% 16.4 2.1 2.3 1.8 26.3 40.0 64.3	- Two assists and one steal vs. Hofstra - DNP vs. Lipscomb due to an outside left quad strain - Returned vs. Western Carolina, three assists and career high four steals - Team high three assists vs. USF
2		RAYMOND DOBY - Fr. - F - 6-6 - 233 - Cahokia, Ill. MIN PTS RBS BLK FG% 3FG% FT% 2.2 0.0 0.2 0.2 0.0 0.0 0.0	- Played his senior season at Montrose Christian School and spent a post-grad year at St. John's Northwestern Military Academy in Wisconsin - Collected a rebound and an assist in exhibition vs. Allen - DNP vs. USF due to back spasms
4		JAMALL GREGORY - Fr. - G - 6-2 - 202 - Washington, D.C. MIN PTS RBS AST FG% 3FG% FT% 2.8 0.6 0.6 0.2 50.0 0.0 50.0	- An extremely athletic and explosive athlete - Collected a rebound, three assists and a steal in exhibition vs. Allen - In seven minutes vs. WCU, scored two points and collected two rebounds
5		TEMARCUS BLANTON - R-Fr. - G - 6-5 - 2015 - Locust Grove, Ga. MIN PTS RBS AST FG% 3FG% FT% 3.8 1.3 0.3 0.3 40.0 66.7 1.000	- Suffered a hip injury that required surgery during the 2014-15 preseason and missed the entire campaign - Scored first points as a Gamecock with two at the foul line vs. USF - Hit a pair of 3s on back-to-back possessions in final minutes of Drexel contest
10		DUANE NOTICE - Jr. - G - 6-2 - 218 - Woodbridge, Ontario MIN PTS RBS AST FG% 3FG% FT% 22.6 12.2 2.0 1.7 42.6 45.5 77.8	- 16 points with five rebounds, five assists and three steals vs. Lipscomb - 15 points, hitting 6-of-8 from the field with two 3s vs. USF - 10 points, including three 3s, in win vs. Clemson - Matchup MVP vs. St. John's, 20 points, 7-of-10 from the field, two steals
14		LAIMONAS CHATKEVICIUS - St. - F - 6-11 - 245 - Klaipeda, Lithuania MIN PTS RBS BLK FG% 3FG% FT% 22.6 12.0 4.2 1.2 58.2 50.0 65.6	- Led team with 17 points, pulling down three rebounds in Paradise Jam Champ - Nine points, three blocks and three rebounds in win vs. Drexel - 11 points, five rebounds and a pair of steals in win vs. St. John's
15		PJ DOZIER - Fr. - G - 6-6 - 200 - Columbia, S.C. MIN PTS RBS AST FG% 3FG% FT% 20.5 8.4 4.0 2.1 41.0 43.8 53.1	- Matched season high with 12 points, and season high 4 steals vs. USF - Season high 16 points vs. Drexel/hit 10-16 from the FT line, also three assists - Double-figures in three of last four games after 13-point, 6-rebound effort vs. Clemson and six points in win vs. St. John's
20		JUSTIN MCKIE - Jr. - G - 6-4 - 197 - Columbia, S.C. MIN PTS RBS AST FG% 3FG% FT% 8.1 1.7 0.9 1.1 27.3 10.0 66.7	- Three points and three assists in exhibition vs. Allen - Solid in win vs. Lipscomb, posting six points, and dishing a career high five assists with one steal in 19 minutes - 10 assists against zero turnovers this season
21		JOHN RAGIN - Fr. - G - 6-2 - 177 - Eastover, S.C. MIN PTS RBS AST FG% 3FG% FT% 2.0 0.0 0.5 0.0 0.0 0.0 0.0	- Averaged 13 points during senior season at Cardinal Newman High School - Earned all-state, all-region and all-conference honors during prep career - Saw action vs. Western Carolina, collecting one rebound
23		ERIC COBB - Fr. - F - 6-9 - 296 - Jacksonville, Fla. MIN PTS RBS BLK FG% 3FG% FT% 8.5 1.8 2.3 0.1 66.7 0.0 0.0	- Starred in exhibition vs. Allen with game best 14 rebounds and 8 points in 23 min. - Four points and a rebound vs. Western Carolina - Four rebounds and a block in win vs. Drexel - Four points and five rebounds, playing very well vs. Clemson
24		MICHAEL CARRERA - Sr. - F - 6-5 - 214 - Anzoátegui, Venezuela MIN PTS RBS AST FG% 3FG% FT% 25.4 12.7 6.0 0.9 54.7 62.1 82.4	- 16 points, two rebounds, two assists, two blocks and two steals vs. Western Carolina - Double-figures in five-straight games - Season high 19 points vs. USF, most points scored in a game since freshman season - 14 points, including two free throws in final seconds to clinch win vs. Clemson - 16 points and 11 rebounds for 7th-career double-double in win vs. St. John's
25		MINDAUGAS KACINAS - Sr. - F - 6-7 - 229 - Klaipeda, Lithuania MIN PTS RBS AST FG% 3FG% FT% 29.3 12.4 5.9 1.2 58.9 33.3 62.2	- Paradise Jam All-Tourney team after averaging 17.3 points and 6.0 rebounds per game in tournament play/11 points, eight rebounds vs. Tulsa in championship - 20 points, 11 rebounds vs. WCU for fifth-career double-double - 10 points and a pair of assists in 37 minutes in career-high 37 minutes vs. Clemson
30		CHRIS SILVA - Fr. - F - 6-9 - 220 - Libreville, Gabon MIN PTS RBS BLK FG% 3FG% FT% 13.8 5.7 4.8 1.1 39.5 0.0 62.3	- Native of Gabon, but played high school basketball at Roselle Catholic in N.J. - 12 points, seven rebounds, two blocks in win vs. Lipscomb - Nine points and season high 11 rebounds with two blocks vs. Western Carolina - 4 points, 4 rebounds and 3 blocks in win vs. USF
31		JARRELL HOLLIMAN - R-So. - F - 6-7 - 200 - Alpharetta, Ga. MIN PTS RBS AST FG% 3FG% FT% 1.5 0.0 0.0 0.0 0.0 0.0 0.0	- Played one year at Elmhurst College - Also ran track and field during high school career - A music major who one day would like to play in a symphony

INTERVIEW POLICIES

All interview requests must be made in advance to SID Emily Miles in the South Carolina Media Relations Office. Beginning with the start of practice in October, Miles will release a weekly coach and student-athlete availability schedule to media on Mondays.

Post-Game Interview Policy: After each home game, the visiting coach will address the media first, followed by South Carolina student-athletes then South Carolina head coach Frank Martin. (Depending on deadline, this may be altered on a game-by-game basis).

Road Interview Policy: Interviews with Coach Martin and Gamecock student-athletes while on the road will be scheduled according to the home post-game media procedure.

All interviews are to be coordinated through the Media Relations Office. This allows the staff to arrange the interview when it best suits the student-athlete's and the reporter's schedules. Please contact the Media Relations Office in advance to make your interview requests. Media are not permitted to contact student-athletes on their own at any time.

All interviews will take place at the designated media interview site for that day as listed in the weekly availability schedule or in the Media Relations Office.

Dormitory, apartment and cell phone numbers for student-athletes will not be provided to the media. Should you need to conduct a telephone interview with a student-athlete, a call will be placed to you from the student-athlete at a mutually agreeable time.

SOUTH CAROLINA MEDIA RELATIONS

Emily Miles, primary contact

Associate Director

cell: 803-727-3284

e-mail: efeeny@mailbox.sc.edu

Twitter: @EmilyFeenySID

Website: www.GamecocksOnline.com

Facebook: www.Facebook.com/GamecockMBB

Twitter: @GamecockMBB

Instagram: @GamecockMBB

STAT COMPARISON

	SC	FMU	NCAA Rank
Record	11-0	7-3	1/81
Conference Record	-	0-2	-
Current Streak	W11	L2	-
Scoring Avg.	80.8	85.2	51/51
Opponent Scoring Avg.	65.5	76.2	69/166
Scoring Margin	+15.3	+9.0	28/60
Field Goal %	.461	.468	85/102
Opponent Field Goal %	.386	.431	34/114
3-Point Field Goal %	.409	.339	18/210
Opponent 3-Point Field Goal %	.343	.343	197/133
3-Point Field Goal Made PG	6.7	8.2	187/103
3-Point Field Goal Attempts PG	16.4	24.2	321/99%
Free Throw %	.683	.724	184/106
Opponent Free Throw %	.650	.630	-
Rebounding Avg.	41.8	42.9	33/N/A
Opponent Rebounding Avg.	31.2	35.4	-
Rebounding Margin	+10.6	+7.5	14/27
Turnovers Avg.	13.5	16.4	215/269
Opponent Turnover Avg.	15.4	15.6	-
Assists Avg.	14.5	15.7	113/75
Blocks Avg.	4.7	4.3	71/44
Steals Avg.	7.5	10.2	80/12

% indicates total attempts

NCAA stats games through Dec. 27/FMU NCAA stats, D-II

BY THE NUMBERS

944

Junior guard Sindarius Thornwell needs just 56 points to reach 1,000 for his career. He has scored in double figures in nine of 11 games this season and 53 times in his career.

62.1%

Senior forward Michael Carrera hit 3-4 attempts from 3-point range vs. St. John's and has now hit 18-of-29 attempts for the year, a team best 62.1% from beyond the arc.

+10.6

South Carolina ranks 14th in the nation with a +10.6 rebound margin this season. The Gamecocks out-rebounded St. John's, 43-26 on Dec. 22.

40.9%

The Gamecocks rank second in the SEC and 18th nationally with a 40.9 field goal percentage from 3-point range.

A SOUTH CAROLINA WIN WOULD ...

- Improve the Gamecocks' record to 12-0, only the 1933-34 team had a better start at 17-0.
- Be Carolina's 12th-straight win, matching its longest win streak since the 1996-97 campaign when the Gamecocks won 12-straight.

- South Carolina hit the 10-0 mark for the first time in over 80 years on Dec. 18, posting a 65-59 road victory at Clemson behind four Gamecocks in double-figures led by senior forward Michael Carrera's 14 points. The Gamecocks used a 24-1 run in the middle portion of the first half to hold a 41-25 lead at the break. Despite a comeback by the Tigers, which saw them pull within four late in the game, Carolina withstood the run and closed the six-point win. Carrera hit a pair of 3s during the first-half run that sparked the Carolina offense, but his most crucial points in the game came with 22 seconds on the clock when the senior hit two from the free throw line to clinch the win.

- Junior guard Sindarius Thornwell had a monster dunk in the first half vs. Clemson, which was released as SportsCenter's top play of the day in its SportsCenter Top 10 Plays of the Day, later that evening.

- Did you know? Despite committing just six fewer turnovers in total over the last four games, the Gamecocks are averaging 10.3 more points off turnovers per game than their opponents in this span. Carolina enjoyed a double-digit advantage in points off turnovers twice all of last season and five times in the 2013-14 season.

- The Gamecocks improved their record to 9-0 for the first time since the 1970-71 campaign on Dec. 15 with a 79-54 victory over Drexel at Colonial Life Arena. Three players scored in double-figures for Carolina, led by rookie guard PJ Dozier's season high 16 points. Dozier hit 10-of-16 from the free throw line, while also dishing three assists in the win.

- Carolina posted an 81-63 win vs. USF on Dec. 5 in its last outing before the lengthy exam break. Four Gamecocks reached double-figures in the game, led by senior forward Michael Carrera's 19. His out-put marked the most points scored in a game for Carrera since his rookie season. Junior guard Duane Notice posted 15 points hitting 6-of-8 from the field, which included a pair of 3s. The Gamecocks hit 60.6% from the floor in the opening half, and held the Bulls to a mark of just 35.3% from the floor in the game.

- For the third-straight game South Carolina hit over 50% from the field and ran away with a 92-76 win vs. visiting Lipscomb on Nov. 27 in an afternoon matinee. Six Gamecocks hit double-figures, led by senior forward Laimonas Chat-

kevicius' 17. Junior guard Sindarius Thornwell struggled from the floor, but he posted six assists, leading four Gamecocks with at least five helpers in the contest.

- The Gamecocks captured the 2015 Paradise Jam championship on Nov. 23 after defeating Tulsa 83-75 in the finale. For the second straight game, five Gamecocks registered double-figures, led by senior forward Laimonas Chatkevicius' game-best 17. Fellow senior forward Michael Carrera was just one rebound shy of a double-double with 16 points and nine boards.

- South Carolina senior forward Mindaugas Kacinas and junior guard Sindarius Thornwell were both named to the Paradise Jam All-Tournament Team. Thornwell was named the event's MPV after averaging 13.3 points, 7.3 rebounds, 3.7 assists and just 1.7 turnovers per game. Thornwell also collected 2.3 steals per outing, including a season high five vs. Tulsa.

- Carolina returns eight letterwinners, including four starters from last season's squad.

- Seven newcomers join those eight returning letterwinners, including freshmen guards PJ Dozier, Jamall Gregory and John Ragin, rookie forwards, Raymond Doby, Chris Silva and Eric Cobb and R-sophomore transfer Jarrell Holliman.

- PJ Dozier was named to the 2015 McDonald's All-American squad, earning the start in the contest. Dozier is the fourth McDonald's All-American in Gamecock history, the others include PJ's uncle, Terry Dozier, South Carolina's all-time leading scorer BJ McKie and Rolando Howell.

GAMECOCKS IN THE POLLS

The Gamecocks continue to be ranked in both of the Top 25 Polls this week, checking in at No. 20 in the USA Today/Coaches Top 25 Poll and No. 24 in the Associated Press Poll.

UP NEXT

South Carolina welcomes former Metro Conference foe Memphis to Colonial Life Arena on Saturday for a 6 p.m. matchup. The meeting is the 29th all-time between the two schools and the first since the 2004 NCAA Tournament. The contest will be televised on ESPNU with Roy Philpott (play-by-play) and Brooke Weisbrod (analyst) on the call.

ASSOCIATED PRESS TOP 25

Dec. 28, 2015

Rk.	Team	Record	Pts.
1	Michigan State (64)	13-0	1,623
2	Kansas (1)	10-1	1,534
3	Oklahoma	11-0	1,498
4	Maryland	11-1	1,428
5	Virginia	10-1	1,351
6	Xavier	12-0	1,296
7	North Carolina	10-2	1,219
8	Arizona	12-1	1,081
9	Butler	10-1	984
10	Kentucky	10-2	963
11	Iowa State	10-1	938
12	Providence	12-1	923
13	Miami (FL)	10-1	867
14	Purdue	12-1	818
15	Duke	9-2	781
16	Villanova	9-2	643
17	SMU	11-0	636
18	Louisville	11-2	516
19	West Virginia	10-1	500
20	Texas A&M	9-2	371
21	Utah	10-2	224
22	Cincinnati	10-3	199
23	Baylor	9-2	195
24	South Carolina	11-0	175
25	UCLA	9-4	51

Others receiving votes: Connecticut 49, Oregon 45, Gonzaga 44, Pittsburgh 42, George Washington 40, Dayton 19, Colorado 15, Northwestern 11, Monmouth 11, Vanderbilt 10, Iowa 7, Texas Tech 6, Texas 4, Florida 4, Saint Joseph's 2, Saint Mary's 1, Ole Miss 1

Dropped from rankings: George Washington 20

USA TODAY TOP 25

Dec. 28, 2015

Rk.	Team	Record	Pts.
1	Michigan State (27)	13-0	771
2	Oklahoma (3)	11-0	730
3	Kansas (1)	10-1	715
4	Maryland	11-1	683
5	Virginia	10-1	648
6	Xavier	12-0	610
7	Arizona	12-1	544
8	North Carolina	10-2	530
9	Iowa State	10-1	480
10	Butler	10-1	471
11	Kentucky	10-2	465
12	Duke	9-2	434
13	Providence	12-1	396
14	Purdue	12-1	378
15	Miami (FL)	10-1	367
16	Villanova	9-2	309
17	West Virginia	10-1	299
18	Louisville	11-2	249
19	Texas A&M	9-2	220
20	South Carolina	11-0	157
21	Baylor	9-2	146
22	Utah	10-2	94
23	Cincinnati	10-3	90
24	Gonzaga	10-3	79
25	Pittsburgh	10-1	49

Others receiving votes: Connecticut 47, George Washington 25, UCLA 20, Oregon 17, Notre Dame 15, Vanderbilt 10, Dayton 7, Colorado 5, Texas 4, Indiana 3, California 3, Monmouth 2, Saint Mary's 1, Texas Tech 1, USC 1

Dropped from rankings: George Washington 20, Vanderbilt 25



SOUTHEASTERN CONFERENCE STANDINGS

As of Dec. 28

Team	Conference	Overall
South Carolina	0-0	11-0
Kentucky	0-0	10-2
Ole Miss	0-0	10-2
Texas A&M	0-0	9-2
Florida	0-0	8-3
Alabama	0-0	7-3
Georgia	0-0	6-3
LSU	0-0	7-4
Vanderbilt	0-0	7-4
Arkansas	0-0	6-5
Auburn	0-0	6-5
Mississippi State	0-0	6-5
Tennessee	0-0	6-5
Missouri	0-0	5-6

COACHES TELECONFERENCE

The weekly SEC men's basketball coaches teleconference will begin Monday, Jan. 4 and continue through March 7. Media representatives wishing to participate in the teleconference should contact the SEC Communications Department for further details. Each coach will appear on the teleconference for seven minutes, according to the following schedule:

ORDER OF APPEARANCE

(All Times Eastern)

11:00 a.m.	Kevin Stallings, Vanderbilt
11:07 a.m.	Mike White, Florida
11:14 a.m.	Frank Martin, South Carolina
11:21 a.m.	Mark Fox, Georgia
11:28 a.m.	Johnny Jones, LSU
11:35 a.m.	John Calipari, Kentucky
11:42 a.m.	Rick Barnes, Tennessee
11:49 a.m.	Mike Anderson, Arkansas
11:56 a.m.	Avery Johnson, Alabama
12:03 a.m.	Bruce Pearl, Auburn
12:10 a.m.	Andy Kennedy, Ole Miss
12:17 a.m.	Ben Howland, Miss. State
12:24 a.m.	Kim Anderson, Missouri
12:31 a.m.	Billy Kennedy, Texas A&M

In addition, the SEC men's basketball teams who make it to postseason will be on a teleconference on Monday, March 14 beginning at 10:00 a.m. CT.

All SEC basketball teleconferences can be listened to on the internet at www.secdigitalnetwork.com shortly after the conclusion of the teleconference.

CAROLINA BENCH PRODUCTION

GAME	SC-OPP	DIFF.	BENCH SCORER
Norfolk State	38-36	+2	Notice, 14
Oral Roberts	26-8	+18	Notice, 18
vs. DePaul	22-32	-10	Notice, 11
vs. Hofstra	16-15	+1	Notice/Silva, 7
vs. Tulsa	15-22	-8	Notice, 11
Lipscomb	34-33	+1	Notice, 16
Western Carolina	24-17	+7	Silva, 9
USF	23-25	-2	Notice, 15
Drexel	26-19	+7	Silva, 9
at Clemson	16-8	+8	Notice, 10
vs. St. John's	26-11	+15	Notice, 20
Francis Marion			
Memphis			
at Auburn			
Vanderbilt			
at Alabama			
Missouri			
at Ole Miss			
at Tennessee			
Mississippi State			
Alabama			
at Georgia			
at Texas A&M			
LSU			
Kentucky			
at Missouri			
Florida			
Tennessee			
at Mississippi State			
Georgia			
at Arkansas			

SPECIALTY STATS

(PP) points in paint; (OT) points off turnovers; (2nd) second chance points; (FB) fast break points

(South Carolina-Opponent)

GAME	PP	OT	2ND	FB
Norfolk State	24-14	19-13	21-13	10-4
Oral Roberts	42-20	12-5	25-6	7-2
vs. DePaul	30-22	11-12	19-11	9-6
vs. Hofstra	44-18	13-15	24-9	8-6
vs. Tulsa	34-32	18-12	4-6	4-8
Lipscomb	54-28	18-13	13-9	16-9
Western Carolina	32-12	18-6	13-9	8-10
USF	38-30	27-8	10-13	23-9
Drexel	34-12	18-2	9-3	10-0
at Clemson	24-24	6-12	11-13	2-0
vs. St. John's	36-20	13-19	14-9	2-2
Francis Marion				
Memphis				
at Auburn				
Vanderbilt				
at Alabama				
Missouri				
at Ole Miss				
at Tennessee				
Mississippi State				
Alabama				
at Georgia				
at Texas A&M				
LSU				
Kentucky				
at Missouri				
Florida				
Tennessee				
at Mississippi State				
Georgia				
at Arkansas				
SEC Tourney				
NCAA Tourney				
SC Total	392	173	163	99
SC Average	35.6	15.7	14.8	9.0
Opp Total	232	117	101	51
Opp Average	21.1	10.6	9.2	4.6

UNIVERSITY INFORMATION

Location..... Columbia, S.C.
Founded..... 1801
Enrollment..... 32,972
Nickname..... Gamecocks
Colors Garnet (PMS 202) and Black
National Affiliation NCAA Division I
Conference..... Southeastern (SEC)
Athletics Web Address..... www.GamecocksOnline.com
University Web Address..... www.sc.edu
President Dr. Harris Pastides
NCAA Representative Dr. Valinda Littlefield
Athletics Director..... Ray Tanner
Basketball Administrator/Chief Operating Officer..... Kevin O'Connell

BASKETBALL STAFF/INFORMATION

Head Coach Frank Martin
Alma Mater Florida International, '93
Record At South Carolina/Seasons 56-54 (.509), 4th season
Overall Record/Seasons 173-108 (.615), 9th season
Assoc. Head Coach/Recruiting Coord. Matt Figger (Eastern Kentucky, '95)
Assistant Coach Perry Clark (Gettysburg, '74)
Assistant Coach Lamont Evans (Kansas State, '09)
Director of Basketball Operations Andy Assaley (Cincinnati, '96)
Strength & Conditioning Coach..... Scott Greenawalt (Muskingum College, '98)
Athletic Trainer Mark Rodger (Buffalo, '01)
Video Coordinator Patrick Schulte (Kansas State, '13)
Student-Athlete Development Doug Edwards (Florida State, '07)
Associate Media Relations Director..... Emily Miles (Ball State, '03)
Home Arena..... Colonial Life Arena
Capacity 18,000
Arena General Manager..... Lexi Boone
Press Row Phone Number..... 803-777-6182

BASKETBALL HISTORY

First Year of Basketball..... 1908
All-Time Record..... 1,353-1,203-1 (.529)
Overall Postseason Record..... 25-18
NCAA Tournament Appearances 8 (1971, 1972, 1973, 1974, 1989, 1997, 1998, 2004)
NCAA Tournament Record..... 4-9
Last NCAA Tournament Appearance 2004, L vs. Memphis, 59-43
NIT Appearances 11 (1969, 1975, 1978, 1983, 1991, 1996, 2001, 2002, 2005, 2006, 2009)
NIT Record 21-9
Last NIT Appearance 2009, L vs. Davidson, 70-63
Conference Championships/Titles.....
SoCon Regular Season (1927, 1933, 1934, 1945); SoCon Tournament
Champion (1933); ACC Regular Season (1970);
ACC Champion (1971); SEC Regular Season (1997); SEC East Division
Co-Champions (2009)

TEAM INFORMATION

2014-15 Record 17-16
Southeastern Conference Record/Finish 6-12/t-11th
SEC Tournament Record 2-1
Postseason N/A
Letterwinners Returning/Lost..... 8/4
Starters Returning/Lost 4/1
**based on final game starters from 2014-15 season*
Newcomers 7
Roster Breakdown 4 seniors, 3 juniors, 2 sophomores, 7 freshmen

SCOUTING FRANCIS MARION

Francis Marion enters Wednesday's contest with a 7-3 overall record, which includes an 0-2 mark in Peach Belt Games. The Patriots compete in NCAA Division II. Led by head coach Gary Edwards in his 10th season, FMU has five players averaging double-figures, led by Columbia native, and the 2015 Peach Belt Freshman of the Year, Detrek Brown, who averages 18.9 points per game. Junior guard Alante Fenner adds 16.8 points and a team-best 4.5 assists per game. The Patriots average 85.2 points per game, which ranks 51st in the NCAA, and FMU's 10.2 steals per game rank 12th nationally.

GAMECOCK OFFENSE

South Carolina has scored at least 80 points in six of 11 games this season, capped by its 92-point effort vs. Lipscomb. Last season, Carolina eclipsed the 80-point mark just four total times. Below is a quick look at where the Gamecocks rank in the SEC in a selection of offensive categories (through Dec. 27 games):

Scoring: 3rd, 80.8 points per game (Arkansas 1st with 85.0 per game)
FG Percentage: 7th, 46.1 percent (Texas A&M 1st with 48.3 percent)
3-point FG Percentage: 2nd, 40.9 percent (Arkansas 1st with 43.0 percent)
Rebounding Offense: 2nd, 41.8 per game (Florida 1st with 42.5 per game)
Offensive Rebounds: 3rd, 13.5 per game (Florida 1st with 14.5 per game)

BY THE NUMBERS

16 - South Carolina ranks 14th in the most recent ESPN BPI (Dec. 28), which accounts for the final score, pace of play, site, strength of opponent and absence of key players in every Division I men's game.
52.5% - Junior guard Duane Notice has hit 21-of-40 attempts from the floor over the course of the last five games, 52.5 percent.
3 - Junior guard Duane Notice hit three 3s in the Dec. 18 win vs. Clemson. It marked the 13th time in his career that he has hit at least three from beyond the arc in a game.
10 - Junior guard Justin McKie has 10 assists against zero turnovers this season.
12 - 12 opposing players have fouled out through Carolina's first 11 games, and opponents are averaging 23.5 fouls committed this season. A deep bench has helped the Gamecocks avoid any DQs so far this season, with an average of 19.5 fouls per game.
10.1 - South Carolina has held a halftime lead in all 11 games this season by an average of 10.1 points. Carolina's biggest lead at the half was a 31-point margin vs. USF.
60.6 - Carolina hit 60.6 percent from the floor in the first half vs. USF, including 46.2 percent from 3-point range. It marks the second-highest percentage in a half for the Gamecocks this season, as Carolina hit 63.3 percent in the first half of its 94-84 win vs. Hofstra at the Paradise Jam.
51 - Carolina's 51 rebounds vs. Western Carolina marked the most during the Frank Martin era, and the most since collecting 53 in an overtime contest vs. Western Kentucky on Nov. 27, 2010.
36 - South Carolina trailed for only 36 seconds in three games at the Paradise Jam, all against Hofstra. The Gamecocks have trailed in just two contests this season, Oral Roberts and vs. Hofstra.
48.4% - The Gamecocks shot 48.4 percent from the floor in three games at the Paradise Jam, led by senior forward Mindaugas Kacinas' 65.5 percent (19-29) at the event.
37 - South Carolina's 37 made shots vs. Hofstra were the most for the Gamecocks under the direction of Frank Martin and the most since posting 35 makes vs. Elon on Nov. 19, 2010.
3.0 - In the spring of 2015 the Gamecocks posted their fifth-straight semester of a 3.0 cumulative team GPA or higher.

SERIES VS. FRANCIS MARION

Wednesday's matchup between the Gamecocks and Patriots is the first all-time between the two schools.

CAROLINA TRENDS UNDER MARTIN

Gamecock trends under Frank Martin ...

- South Carolina is 34-27 when posting at least six made 3s in a game.
 - South Carolina posted nine made 3s in the season opener vs. Norfolk State, which matched the 2014-15 season high.
- South Carolina is 43-20 when scoring more points in the paint than its opponent.
 - The Gamecocks posted a season high 54 points in the paint vs. Lipscomb.
- South Carolina is 47-25 when holding its opponents to under 45 percent from the field.
 - South Carolina held Western Carolina to just 28.4 percent from the floor on Nov. 30.
- South Carolina is 43-25 when out-rebounding its opponent.
 - The Gamecocks hold a +10.6 rebound margin this season which leads the SEC and ranks 14th in the nation.

KACINAS EARNS SEC PLAYER OF THE WEEK

Senior Mindaugas Kacinas was named the SEC Player of the Week on Monday, Nov. 30, his second-career weekly honor, after earning Freshman of the Week honors in 2012. The forward from Klaipeda, Lithuania, averaged 13.0 points and 7.0 rebounds per game the previous week in helping to lead the Gamecocks to two victories vs. Tulsa and Lipscomb, extending their win streak to six games to start the season. Kacinas scored 11 points and pulled down eight rebounds en route to a place on the Paradise Jam All-Tournament Team when the Gamecocks defeated previously unbeaten Tulsa and he provided 15 points, hitting 7-of-10 attempts from the floor, while also pulling down six rebounds in the win vs. Lipscomb.

KACINAS SHINES AT PARADISE JAM

Senior forward Mindaugas Kacinas put together one of the best stretches of his career in the Garnet and Black in three games at the U.S. Virgin Islands Paradise Jam. Kacinas paced the Gamecocks with a career high 23 points in the opening-round win vs. DePaul, hitting career marks with 10 makes on 15 attempts at the free throw line. He followed with an 18-point, 5-rebound effort in the win vs. Hofstra, hitting 9-of-10 from the floor. He concluded tournament action as one of five Gamecocks in double figures with 11 and eight rebounds in the championship win vs. Tulsa. For the event, he averaged a team high 17.3 points per game.

CHATKEVICIUS' CAREER NIGHT

Senior forward Laimonas Chatkevicius was the star of Carolina's 84-66 win vs. Oral Roberts on Nov. 16, posting his first-career 20-point effort en route to a career best 27 points. He hit career marks with nine made field goals on 14 attempts, while also pulling down six rebounds. Chatkevicius has steadily improved his numbers during his time in the Garnet and Black. He averaged 4.4 and 4.8 points, respectively, as a freshman and sophomore, before nearly doubling that mark with 8.6 points and 5.2 rebounds per game last season.

KACINAS NOMINATED FOR NABC GOOD WORKS TEAM

Senior forward Mindaugas Kacinas is one of 257 nominees for the NABC Good Works Team, an award which shines a spotlight on student-athletes who have shown dedication to service in their communities. Kacinas has been involved in numerous community service projects during his time at South Carolina. He has visited Transitions, a shelter in Columbia that helps prepare meals for the homeless, assisted Ronald McDonald House with household chores as well as baking and making care packages for the families. He has participated in several food drives and basketball clinics and been involved with the Special Olympics on numerous occasions, running drills, helping with a basketball tournament and playing games with the Special Olympics athletes. Kacinas has spent time reading to children at local elementary schools, participated in the Make-A-Wish Foundation and joined his teammates for two consecutive years in projects for the "8K in 8 Days" campaign. Most recently, the team contributed to the community following the historic flooding in Columbia, visiting a local Red Cross Shelter to help make care packages for families in need.

EXHIBITION RECAP

South Carolina posted a 71-43 victory over Allen University in the team's lone exhibition game of the 2015-16 season. Junior guard Sindarius Thornwell paced all scorers with 17 points on 6-of-9 shooting, including three 3s. Senior forward Laimonas Chatkevicius was the only other scorer in double figures with 12, while he completed the double-double with 13 rebounds. Rookie forward Eric Cobb pulled down a game high 14 rebounds, while adding eight points in 23 minutes. Carolina won the rebounding battle 69-28, including 30 offensive boards.

THORNWELL NAMED TO PRESEASON SQUAD

The Southeastern Conference unveiled its 12th annual men's basketball coaches preseason All-SEC teams prior to the start of the season, and it was announced that Carolina junior guard Sindarius Thornwell was named to the second team. It marks the second-straight season that Thornwell has garnered second-team preseason honors from the coaches. Thornwell scored 11.1 points per game last season, while he also pulled down a career high 4.9 rebounds and collected 1.3 steals per game.

SEC PRESEASON POLL

The SEC released its preseason poll for the upcoming 2016 league campaign prior to the start of the season, and it was announced that the Gamecocks were predicted to finish seventh by a panel of both SEC and national media members. It was the highest predicted finish for Carolina since the league combined its East and West Divisions into one beginning with the 2012 league season. The media predicted Kentucky to win the SEC in 2016, followed by Vanderbilt, Texas A&M, LSU, Georgia, Florida and the Gamecocks.

SEC TOURNAMENT

The SEC Men's Basketball Tournament returns to Bridgestone Arena in Nashville in 2016. It will be the sixth time that the arena has served as the host of the SEC Tournament, having also hosted in 2001, 2006, 2010, 2013 and 2015. Also the home of the NHL's Nashville Predators, Bridgestone Arena has the distinction of being one of the busiest venues in the United States over the past decade and a half, hosting more than 18 million guests during that time. Seating capacity is approximately 19,395 for basketball games. The winner of the 13-game tournament receives the SEC's automatic bid to the NCAA Tournament. The tournament seeds are determined by the 18-game conference schedule during the regular season. Teams are seeded 1-14 based on their regular season conference finish.

ROSTER BREAKDOWN

Returning Starters (4)

Michael Carrera
Laimonas Chatkevicius
Duane Notice
Sindarius Thornwell
**based on final game of 2014-15 season*

Returning Letterwinners (8)

Michael Carrera
Laimonas Chatkevicius
Mindaugas Kacinas
Justin McKie
Duane Notice
Brian Steele
Marcus Stroman
Sindarius Thornwell

Guards (9)

TeMarcus Blanton
PJ Dozier
Jamall Gregory
Justin McKie
Duane Notice
John Ragin
Brian Steele
Marcus Stroman
Sindarius Thornwell

Forwards (7)

Michael Carrera
Laimonas Chatkevicius
Eric Cobb
Raymond Doby
Jarrell Holliman
Mindaugas Kacinas
Chris Silva

By Height

Jamall Gregory (6-2)
Duane Notice (6-2)
John Ragin (6-2)
Marcus Stroman (6-2)
Justin McKie (6-4)
TeMarcus Blanton (6-5)
Michael Carrera (6-5)
Brian Steele (6-5)
Sindarius Thornwell (6-5)
Raymond Doby (6-6)
PJ Dozier (6-6)
Jarrell Holliman (6-7)
Mindaugas Kacinas (6-7)
Eric Cobb (6-9)
Chris Silva (6-9)
Laimonas Chatkevicius (6-11)

2015-16 SOUTH CAROLINA MEN'S BASKETBALL ROSTER

Alphabetical Roster

No.	Name	Pos.	Ht.	Wt.	Cl.	Exp.	Hometown/High/Last School
5	TeMarcus Blanton	G	6-5	215	R-FR	HS	Locust Grove, Ga./Luella
24	Michael Carrera	F	6-5	214	SR	3VL	Anzoategui, Venezuela/Montrose Christian School
14	Laimonas Chatkevicius	F	6-11	245	SR	3VL	Klaipeda, Lithuania/South Kent School
23	Eric Cobb	F	6-9	296	FR	HS	Jacksonville, Fla./St. Francis Academy (Maryland)
2	Raymond Doby	F	6-6	233	FR	HS	Cahokia, Ill./Montrose Christian/St. John's Northwestern Military Acad. (Wisconsin)
15	PJ Dozier	G	6-6	200	FR	HS	Columbia, S.C./Spring Valley
4	Jamall Gregory	G	6-2	202	FR	HS	Washington, D.C./Coolidge/Elev8 Institute (Florida)
31	Jarrell Holliman	F	6-7	200	R-SO	1VL	Alpharetta, Ga./Alpharetta/Elmhurst College
25	Mindaugas Kacinas	F	6-7	229	SR	3VL	Klaipeda, Lithuania/Word of Life Fire Traditional School
20	Justin McKie	G	6-4	197	JR	2VL	Columbia, S.C./Irmo
10	Duane Notice	G	6-2	218	JR	2VL	Woodbridge, Canada/St. Michael's/St. Thomas More (Oakdale, Conn.)
21	John Ragin	G	6-2	177	FR	HS	Eastover, S.C./Cardinal Newman
30	Chris Silva	F	6-9	220	FR	HS	Libreville, Gabon/Roselle (N.J.) Catholic
35	Brian Steele	F	6-5	204	SR	3VL	Greenville, S.C./Wade Hampton School
1	Marcus Stroman	G	6-2	185	SO	1VL	Columbia, S.C./Keenan
0	Sindarius Thornwell	G	6-5	215	JR	2VL	Lancaster, S.C./Oak Hill Academy

Numerical Roster

No.	Name	Pos.	Ht.	Wt.	Cl.	Exp.	Hometown/High/Last School
0	Sindarius Thornwell	G	6-5	215	JR	2VL	Lancaster, S.C./Oak Hill Academy
1	Marcus Stroman	G	6-2	185	SO	1VL	Columbia, S.C./Keenan
2	Raymond Doby	F	6-6	233	FR	HS	Cahokia, Ill./Montrose Christian/St. John's Northwestern Military Acad. (Wisconsin)
4	Jamall Gregory	G	6-2	202	FR	HS	Washington, D.C./Coolidge/Elev8 Institute (Florida)
5	TeMarcus Blanton	G	6-5	215	R-FR	HS	Locust Grove, Ga./Luella
10	Duane Notice	G	6-2	218	JR	2VL	Woodbridge, Canada/St. Michael's/St. Thomas More (Oakdale, Conn.)
14	Laimonas Chatkevicius	F	6-11	245	SR	3VL	Klaipeda, Lithuania/South Kent School
15	PJ Dozier	G	6-6	200	FR	HS	Columbia, S.C./Spring Valley
20	Justin McKie	G	6-4	197	JR	2VL	Columbia, S.C./Irmo
21	John Ragin	G	6-2	177	FR	HS	Eastover, S.C./Cardinal Newman
23	Eric Cobb	F	6-9	296	FR	HS	Jacksonville, Fla./St. Francis Academy (Maryland)
24	Michael Carrera	F	6-5	214	SR	3VL	Anzoategui, Venezuela/Montrose Christian School
25	Mindaugas Kacinas	F	6-7	229	SR	3VL	Klaipeda, Lithuania/Word of Life Fire Traditional School
30	Chris Silva	F	6-9	220	FR	HS	Libreville, Gabon/Roselle (N.J.) Catholic
31	Jarrell Holliman	F	6-7	200	R-SO	1VL	Alpharetta, Ga./Alpharetta/Elmhurst College
35	Brian Steele	F	6-5	204	SR	3VL	Greenville, S.C./Wade Hampton School

Head Coach: Frank Martin (Florida International, '93)

Associate Head Coach/Recruiting Coordinator: Matt Figger (Eastern Kentucky, '95)

Assistant Coach: Perry Clark (Gettysburg, '74)

Assistant Coach: Lamont Evans (Kansas State, '09)

Director of Basketball Operations: Andy Assaley (Cincinnati, '96)

Strength & Conditioning Coach: Scott Greenawalt (Muskingum College, '98)

Athletic Trainer: Mark Rodger (Buffalo, '01)

Video Coordinator: Patrick Schulte (Kansas State, '13)

Student-Athlete Development: Doug Edwards (Florida State, '07)

Special Assistant to the Head Coach: Jarett Gerald (South Carolina, '11)

Associate Media Relations Director: Emily Miles (Feeney) (Ball State, '03)

TOP RETURNING ...


Scorer..... Notice, 11.7 ppg
Rebounder Carrera, 5.7 rpg
Assist Maker..... Stroman, 3.1 apg
FG Shooter *..... Kacinas, 56.1%
3-Point FG Shooter \$..... Notice, 36.3%
FT Shooter \$..... Notice, 79.1%
Shot Blocker..... Chatkevicius, 1.3 bpg
Steal Maker Thornwell, 1.3 spg

* at least 100 attempts

\$ at least 50 attempts

PRONUNCIATION GUIDE

Lie-moan-us Ha-kev-a-chus
Justin MACK-ee
Min-dawg-us Kye-chin-is



HEAD COACH FRANK MARTIN

HEAD COACH | NINTH SEASON OVERALL | 173-108 (.615) | FOURTH SEASON AT SOUTH CAROLINA | 56-54 (.509)

THE MARTIN FILE

COACHING

Experience

31st year

College Experience

16th season

College Head Coach Experience

9th season

Hire Date At Carolina

March 27, 2012

PERSONAL

Hometown

Miami, Fla.

Alma Mater

Florida International, 1993 (B.A. Physical Ed.)

Family

Wife, Anya

Children, Brandon, Amalia and Christian

COACHING RESUME

High School

Miami Senior High, 1985-93

Varsity Boys' Assistant Coach

Junior Varsity Boys' Head Coach

North Miami High, Head Coach, 1993-95

Miami Senior High, Head Coach, 1995-98

B.T. Washington High, Head Coach, 1999-2000

College Assistant Coach

Northeastern, 2000-04

Cincinnati, 2004-06

Kansas State, 2006-07

College Head Coach

Kansas State, 2007-12

South Carolina, 2012-present

Frank Martin was named the head men's basketball coach at the University of South Carolina on March 27, 2012, becoming the 32nd head coach in the history of the South Carolina program, which enters its 108th season as a varsity sport in 2015-16. Martin owns a 162-108 (.600) overall record as a head coach, entering his ninth season overall, and fourth season at South Carolina.

During his first season (2012-13) in Columbia, Martin led his squad to a 14-18 record, which included a 4-14 mark in SEC contests. The Garnet and Black captured the Hoops For Hope Classic tournament crown after posting a 4-0 record competing in the event with home victories over Milwaukee and Rider, before defeating Missouri State in overtime, and UALR in Puerto Vallarta, Mexico, over the Thanksgiving holiday. Freshman forward Michael Carrera was honored after the conclusion of the regular season with selection to the 2013 SEC All-Freshman Team, as voted on by the league's head coaches. During the spring of 2013, the Gamecock coaching staff signed seven freshmen, while welcoming Villanova transfer Ty Johnson to the team, a recruiting class which ranked No. 23 in the nation according to ESPN.com.

Martin's second season (2013-14) leading the Gamecocks saw the squad win four of its final six games of the year, including two games in the SEC Tournament, marking the first Tournament wins for the Gamecocks since the 2008 campaign. Martin and his staff put together a non-conference schedule that challenged his team to prepare for the rigors of the SEC campaign. The Gamecocks posted several quality victories, including a win versus Saint Mary's at the Hawaiian Airlines Diamond Head Classic in December, and home victories versus Alabama, Vanderbilt and No. 17 Kentucky to name a few.

Martin tutored his second SEC All-Freshman Team honoree in as many seasons, as rookie guard Sindarius Thornwell led all freshmen in the SEC in league games in points (15.6) and assists (4.0) to earn a spot on the postseason team. Thornwell also garnered three SEC Freshman of the Week awards, and was named the Feb. 18 Wayman Tisdale National Freshman of the Week.

South Carolina put together a 9-3 non-conference record in 2014-15, entering SEC play receiving votes in both the Coaches and AP Top 25 polls for the first time since 2006 and 2009, respectively. Martin led his Gamecocks to a thrilling upset win over No. 9/9 Iowa State at the Barclays Center in Brooklyn, N.Y., on Jan. 3, marking Carolina's first win over a top-10 opponent since the 2009-10 campaign. The Gamecocks ranked as high as fourth in the nation in opponent field goal percentage during the season, and finished the campaign holding opponents to just 38.7 percent from the field, which ranked 13th nationally. Sophomore guards Duane Notice and Sindarius Thornwell each picked up an SEC Player of the Week honor during the campaign, and for the second-straight season, the Gamecocks won four of their final six games and won two contests in the SEC Tournament, advancing to the quarterfinal round.

Carolina posted a final record of 17-16 for the 2014-15 campaign, which marked the first winning season for the squad since the 2008-09 season, while Carolina's six SEC wins marked the highest since 2010 as well. Martin also announced during the summer, that his team had completed its fifth-straight semester with a cumulative team GPA of 3.0 or above in the spring. For its classroom achievements, South Carolina was honored with the NABC's Team Academic Excellence Award, the only SEC team to be named to the list. Individually, three Gamecocks were named to the NABC Honors Court, in juniors Laimonas Chatkevicius and Mindaugas Kacinas, and senior, Austin Constable, who was on his second Honors Court list. South Carolina saw 12 student-athletes named to the SEC Winter Academic, and the SEC First-Year Academic Honor Rolls for the year.

Martin's career record at South Carolina stands at 56-54 (.509) in nine seasons, including a 17-16 record in 2014-15. He has led the Gamecocks to the SEC Tournament four times, and to the NCAA Tournament three times. Martin has coached 10 SEC All-Freshman Team members, and has coached 10 SEC All-Southern Conference players. He has coached 10 SEC All-American players, and has coached 10 SEC Academic Excellence Award winners. Martin has coached 10 SEC Player of the Week winners, and has coached 10 SEC Freshman of the Week winners.

MARTIN'S CAREER RECORD, YEAR-BY-YEAR

YEAR	RECORD	CONFERENCE (FINISH)	POSTSEASON
2007-08	21-12	10-6 (3rd)	1-1; NCAA Tournament 2nd Round
2008-09	22-12	9-7 (t4th)	1-1; NIT
2009-10	29-8	11-5 (t2nd)	3-1; NCAA Tournament Elite Eight
2010-11	23-11	10-6 (t3rd)	1-1; NCAA Tournament Third Round
2011-12	22-11	10-8 (5th)	1-1; NCAA Tournament Third Round
2012-13	14-18	4-14 (t12th)	-
2013-14	14-20	5-13 (13th)	-
2014-15	17-16	6-12 (t11th)	-
2015-16	11-0	-	-
Totals	173-108 (.619)	65-71 (.477)	7-5 (.583)/4 NCAA/1 NIT

GAMECOCKS' RECORD WHEN ...

At home	6-0
On the road	1-0
At neutral sites	4-0
In overtime	0-0
vs. Top 25 team	0-0
vs. Top 10 team	0-0
vs. Top 3 team	0-0
Leading at half	11-0
Trailing at half	0-0
Tied at half	0-0
Shooting 50% or better	4-0
Shooting between 39-49%	7-0
Shooting less than 39%	0-0
Opp. shooting 50% or better	1-0
Opp. shooting between 39-49%	5-0
Opp. shooting less than 39%	5-0
Shooting better than opp.	10-0
Shooting worse than/equal to opp.	1-0
Starters out-score opp. starters	8-0
Opp. starters score/equal more	3-0
Bench out-scores opp. bench	8-0
Opp. bench scores/equals more	3-0
Having more FTs than opp.	9-0
Having equal/less FTs than opp.	2-0
Have more TOs than opp.	3-0
Having equal/less TOs than opp.	8-0
Having more rebounds than opp.	10-0
Having equal/less rebounds than opp.	1-0
Making 6 or more 3FGs	8-0
Having 15 or more assists	3-0
Score more points in paint than opp.	10-0
Scoring equal/less points in paint than opp.	1-0
Scoring more points off TOs than opp.	7-0
Scoring equal/less points off TOs than opp.	4-0
Scoring more 2nd-chance points than opp.	8-0
Scoring equal/less 2nd-chance points than opp.	3-0
Scoring more fast break points than opp.	8-0
Scoring equal/less fast break points than opp.	3-0
Wearing white uniforms	8-0
Wearing Garnet uniforms	2-0
Wearing Black uniforms	1-0
Playing on live TV/live broadcast	11-0
Playing in November	7-0
Playing in December	4-0
Playing in January	0-0
Playing in February	0-0
Playing in March	0-0
Playing a day-game	2-0
Playing a night-game	9-0
Playing on Sunday	1-0
Playing on a Monday	3-0
Playing on a Tuesday	2-0
Playing on a Wednesday	0-0
Playing on a Thursday	0-0
Playing on a Friday	3-0
Playing on a Saturday	2-0
Scoring margin is 5 points or less	0-0
Margin is between 6-10	2-0
Margin is between 11-20	7-0
Margin is more than 20	2-0
Scoring 59 points or less	0-0
Scoring 60-69 points	1-0
Scoring 70-79 points	4-0
Scoring 80-89 points	4-0
Scoring 90-99 points	2-0
Scoring 100+ points	0-0

MISCELLANEOUS

Current streak	W11
Home court streak	W6
Away streak	W1
Neutral court streak	W4

2015-16 SUPERLATIVES

(tied for team lead also included)

Scoring Leaders '15-16 Career

Sindarius Thornwell	1	23
Michael Carrera	2	14
Duane Notice	2	14
Laimonas Chatkevicius	3	6
Mindaugas Kacinas	3	6
PJ Dozier	1	1

Rebounding Leaders '15-16 Career

Michael Carrera	3	43
Sindarius Thornwell	3	25
Mindaugas Kacinas	2	23
Chris Silva	4	4
PJ Dozier	1	1

Assists Leaders '15-16 Career

Sindarius Thornwell	6	30
Duane Notice	1	25
Marcus Stroman	1	12
PJ Dozier	2	2
Michael Carrera	2	2
Justin McKie	1	1

Blocks Leaders '15-16 Career

Laimonas Chatkevicius	4	39
Michael Carrera	1	29
Mindaugas Kacinas	1	18
Sindarius Thornwell	1	16
Chris Silva	4	4
PJ Dozier	3	3

Steals Leaders '15-16 Career

Sindarius Thornwell	3	25
Michael Carrera	1	16
Duane Notice	4	14
Mindaugas Kacinas	1	14
Laimonas Chatkevicius	2	9
Marcus Stroman	3	8
PJ Dozier	5	5
Chris Silva	2	2

Double-Figure Scoring '15-16 Career

Sindarius Thornwell	9	53
Duane Notice	8	41
Michael Carrera	8	33
Laimonas Chatkevicius	6	26
Mindaugas Kacinas	7	21
PJ Dozier	5	5
Chris Silva	1	1

20+ points '15-16 Career

Duane Notice	1	5
Mindaugas Kacinas	2	2
Laimonas Chatkevicius	1	1

30+ points '15-16 Career

-	-	-
---	---	---

Double-Figure Rebounding '15-16 Career

Mindaugas Kacinas	2	13
Michael Carrera	1	12
Sindarius Thornwell	1	4
Chris Silva	1	1

5+ assists '15-16 Career

Sindarius Thornwell	4	12
Duane Notice	1	12
PJ Dozier	1	1
Justin McKie	1	1

3+ steals '15-16 Career

Sindarius Thornwell	2	9
Michael Carrera	1	6
Duane Notice	1	4
Marcus Stroman	1	2
PJ Dozier	2	2

2+ blocks '15-16 Career

Laimonas Chatkevicius	2	25
Michael Carrera	2	21
Mindaugas Kacinas	1	15
Chris Silva	5	5
PJ Dozier	1	1

Double-Doubles '15-16 Career

Michael Carrera	1	7
Mindaugas Kacinas	2	5
Sindarius Thornwell	1	4

Clutch Free Throws (under 5 min/OT)

	FT-FTA	FT%
Chris Silva	2-2	1.000
Marcus Stroman	2-2	1.000
TeMarcus Blanton	2-2	1.000
Duane Notice	2-2	1.000
Michael Carrera	10-12	.833
Mindaugas Kacinas	3-4	.750
PJ Dozier	2-3	.667
Laimonas Chatkevicius	5-8	.625
Sindarius Thornwell	6-10	.600
Jamall Gregory	1-2	.500
Totals	35-47	.745

Dunks '15-16

Chris Silva	7
Laimonas Chatkevicius	6
Michael Carrera	5
Mindaugas Kacinas	2
PJ Dozier	2
Duane Notice	2
Jamall Gregory	1
Sindarius Thornwell	1

Miscellaneous

Largest Halftime Lead	
SC	31, vs. USE, Dec. 5, 2015
Opp	-
Smallest Halftime Lead	
SC	3, vs. Oral Roberts, Nov. 16, 2015
Opp	-
Fewest Points In First Half	
SC	30, vs. Oral Roberts, Nov. 16, 2015
Opp	25, Clemson, Dec. 18, 2015
Most Points In First Half	
SC	53, vs. USE, Dec. 5, 2015
Opp	51, Lipscomb, Nov. 27, 2015
Fewest Points In Second Half	
SC	24, vs. Clemson, Dec. 18, 2015
Opp	25, WCU, Nov. 30, 2015
Most Points In Second Half	
SC	51, vs. Oral Roberts, Nov. 16, 2015
Opp	46, Tulsa, Nov. 23, 2015
Most Points in Overtime	
SC	-
Opp	-
Largest Margin of Victory	
SC	25, vs. Drexel, Dec. 15, 2015
Opp	-
Smallest Margin of Victory	
SC	9, vs. Clemson, Dec. 18, 2015
Opp	-

2015-16 GAME BY GAME COMPARISON

	Date	Result	FG-A	Pct	3FG-A	Pct	FT-A	Pct	O-D-Total	PF	Pts	A	TO	Blk	Stl	Min	Half
Norfolk State %			19-56	.339	11-28	.393	20-23	.870	12-23-35	35	69	12	18	3	7	200	34
South Carolina	Nov. 14, 2015	W, 84-69	23-59	.390	9-22	.409	29-42	.690	19-27-46	19	84	15	13	4	9	200	40
Oral Roberts			22-51	.431	4-14	.286	18-23	.783	4-24-28	23	66	7	13	5	3	200	30
South Carolina	Nov. 16, 2015	W, 84-66	29-73	.397	7-21	.333	19-27	.704	19-25-44	22	84	14	6	4	5	200	33
DePaul \$			19-52	.365	3-14	.214	20-31	.645	10-23-33	27	61	9	15	2	4	200	28
South Carolina	Nov. 20, 2015	W, 76-61	24-60	.400	5-13	.385	23-34	.676	16-27-43	27	76	11	12	4	5	200	37
Hofstra \$			28-55	.509	17-34	.500	11-17	.647	6-17-23	21	84	16	14	2	2	200	39
South Carolina	Nov. 22, 2015	W, 94-84	37-68	.544	5-9	.556	15-23	.652	18-23-41	18	94	16	9	5	4	200	46
Tulsa \$			24-54	.444	5-16	.313	22-31	.710	8-23-31	25	75	9	15	0	4	200	29
South Carolina	Nov. 23, 2015	W, 83-75	27-54	.500	7-14	.500	22-28	.786	6-28-34	25	83	12	13	2	7	200	38
Lipscomb			27-68	.397	13-35	.371	9-14	.643	10-19-29	24	76	18	18	3	8	200	40
South Carolina	Nov. 27, 2015	W, 92-76	34-66	.515	5-19	.263	19-27	.704	12-31-43	19	92	24	17	7	12	200	51
Western Carolina			19-67	.284	11-32	.344	4-4	1.000	12-24-36	17	53	13	20	3	10	200	28
South Carolina	Nov. 30, 2015	W, 76-53	26-63	.413	8-18	.444	16-25	.640	17-34-51	12	76	14	19	7	10	200	37
USF			24-68	.353	2-15	.133	13-22	.591	20-26-46	20	63	9	19	6	8	200	22
South Carolina	Dec. 5, 2015	W, 81-63	29-61	.475	7-21	.333	16-25	.640	6-26-32	15	81	14	12	6	12	200	53
Drexel			19-55	.345	7-17	.412	9-19	.474	6-16-22	28	54	11	13	2	3	200	28
South Carolina	Dec. 15, 2015	W, 79-54	25-46	.543	6-12	.500	23-39	.590	8-33-41	19	79	14	15	9	6	200	32
Clemson ^			23-63	.365	8-26	.308	5-9	.556	15-19-34	20	59	11	10	8	2	200	25
South Carolina	Dec. 18, 2015	W, 65-59	23-53	.434	8-19	.421	11-14	.786	14-28-42	16	65	12	16	3	3	200	41
St. John's &			22-49	.449	5-20	.250	12-27	.444	6-20-26	19	61	11	14	5	6	200	34
South Carolina	Dec. 22, 2015	W, 75-61	27-57	.474	7-13	.538	14-19	.737	14-29-43	23	75	14	17	1	9	200	40

% - Paradise Jam (Columbia, S.C.) | \$ - Paradise Jam (St. Thomas, USVI) | ^ - Game played at Bon Secours Arena (Greenville, S.C.) | & - Hall of Fame Shootout (Mohegan Sun Arena/Uncasville, Conn.)



SOUTH CAROLINA GAMECOCKS

OVERALL: 11-0; SEC: 0-0; HOME: 6-0; AWAY: 1-0; NEUTRAL: 4-0

DATE	OPP.	W/L	SCORE	RECORD (SEC)	POINTS	REBOUNDS	ASSISTS	BLOCKS	STEALS	ATTENDANCE
11/14/15	Norfolk State	W	84-69	1-0 (0-0)	Thornwell/Notice (14)	Silva (9)	Dozier/Notice (3)	Silva (2)	Thornwell/Dozier (3)	10,623 (paid)
11/16/15	Oral Roberts	W	84-66	2-0 (0-0)	Chatkevicius (27)	Kacinas (13)	Thornwell (7)	Dozier (2)	Notice (2)	9,640 (paid)
11/20/15	vs. DePaul	W	76-61	3-0 (0-0)	Kacinas (23)	Thornwell (10)	Carrera (4)	Kacinas (2)	Dozier/Thornwell (2)	1,601
11/22/15	vs. Hofstra	W	94-84	4-0 (0-0)	Kacinas (18)	Thornwell/Dozier (9)	Thornwell (6)	Chatkevicius (3)	4 with 1	1,715
11/23/15	vs. Tulsa	W	83-75	5-0 (0-0)	Chatkevicius (17)	Carrera (9)	Dozier (4)	2 with 1	Thornwell (5)	2,002
11/27/15	Lipscomb	W	92-76	6-0 (0-0)	Chatkevicius (17)	Silva (7)	Thornwell (6)	Silva (2)	Carrera/Notice (3)	8,793 (paid)
11/30/15	Western Carolina	W	76-53	7-0 (0-0)	Kacinas (20)	Kacinas/Silva (11)	McKie (4)	Silva (2)	Stroman (4)	8,957 (paid)
12/5/15	USF	W	81-63	8-0 (0-0)	Carrera (19)	Carrera (7)	Stroman (3)	Silva (3)	Dozier (4)	10,721 (paid)
12/15/15	Drexel	W	79-54	9-0 (0-0)	Dozier (16)	Silva (7)	Thornwell (5)	Chatkevicius (3)	Silva (2)	8,481 (paid)
12/18/15	at Clemson	W	65-59	10-0 (0-0)	Carrera (14)	Thornwell (9)	Thornwell (3)	3 with 1	3 with 1	14,446
12/22/15	vs. St. John's	W	75-61	11-0 (0-0)	Notice (20)	Carrera (12)	Carrera/Thornwell (3)	Dozier (1)	3 with 2	2,355

% - Paradise Jam (Columbia, S.C.) | \$ - Paradise Jam (St. Thomas, USVI) | ^ - Game played at Bon Secours Arena (Greenville, S.C.) | & - Hall of Fame Shootout (Mohegan Sun Arena/Uncasville, Conn.)

2015-16 GAME-BY-GAME STARTING LINEUPS

OPPONENT, RESULT	GUARD	GUARD	FORWARD	FORWARD	FORWARD
Norfolk State, W	Dozier	Thornwell	Carrera	Kacinas	Chatkevicius
Oral Roberts, W	Dozier	Thornwell	Carrera	Kacinas	Chatkevicius
DePaul, W	Dozier	Thornwell	Carrera	Kacinas	Chatkevicius
Hofstra, W	Dozier	Thornwell	Carrera	Kacinas	Chatkevicius
Tulsa, W	Dozier	Thornwell	Carrera	Kacinas	Chatkevicius
Lipscomb, W	Dozier	Thornwell	Carrera	Kacinas	Chatkevicius
Western Carolina, W	Dozier	Thornwell	Carrera	Kacinas	Chatkevicius
USF, W	Dozier	Thornwell	Carrera	Kacinas	Chatkevicius
Drexel, W	Dozier	Thornwell	Carrera	Kacinas	Chatkevicius
Clemson, W	Dozier	Thornwell	Carrera	Kacinas	Chatkevicius
St. John's, W	Dozier	Thornwell	Carrera	Kacinas	Chatkevicius

EXHIB. - CAROLINA 71, ALLEN 43
NOV. 8, 2015/COLONIAL LIFE ARENA

COLUMBIA, S.C. - The South Carolina men's basketball team held its lone exhibition game of the 2015-16 season on Sunday at Colonial Life Arena, posting a 71-43 win over Allen University. The Gamecocks jumped out to an early 17-4 lead thanks to a strong defensive effort, which held Allen scoreless for the first 5:59 of the contest. The Gamecocks held a 36-21 advantage at the break, stretching the lead to 20 in the second half on their way to the win.

At halftime of the contest, both teams remained on the court and the nine victims of the Emanuel AME Church shooting and their families were honored in a ceremony at mid-court. Nine people were killed during a Bible study session at the Emanuel AME Church in Charleston on June 17, 2015.

Carolina jumped on the Yellow Jackets early, scoring the game's first 12 points capped off by an Eric Cobb layup. Allen, however, wouldn't go away, and a 3-pointer by Latroy Strong cut the lead to 27-19 with 6:03 to go in the half. The Gamecocks would regroup and close the half on a 9-2 run, holding Allen scoreless for the final 3:54 to establish their lead at the break.

A four-point play by junior guard Sindarius Thornwell early in the second half pushed the lead to 20 and the Gamecocks never looked back. South Carolina forced 21 Allen turnovers and held the Yellow Jackets to 27.1 percent from the floor. Carolina also dominated the boards 69-28, with three Gamecocks pulling down double-figure rebounds, led by Cobb's 14.

Thornwell led all scorers with 17 points on 6-of-9 shooting, including 3-of-6 from 3-point range, while senior forward Laimonas Chatkevicius notched a double-double with 12 points and 13 rebounds. Cobb added eight points and Marcus Stroman dished out five assists to lead the team.

EXHIBITION

Official Basketball Box Score -- Game Totals -- Final Statistics
Allen University vs South Carolina
11/8/15 4 p.m. ET at Columbia, S.C. (Colonial Life Arena)

Allen University 43 • 2-2

#	Player	Total			3-Ptr			Rebounds			PF	TP	A	T	Blk	Stl	Min
		FG	FGA	FT	FTA	Off	Def	Off	Def	Total							
01	MARSHALL, Donald	2	11	0	0	1	4	0	5	5	1	7	0	2	4	1	36
03	WADE, Sherrod	1	7	0	2	0	3	1	5	6	4	2	1	5	0	2	31
24	MCCORD, Derrick	1	7	0	0	0	4	3	1	4	1	2	0	3	1	0	21
12	DIK, Merkez	0	1	0	0	0	0	2	3	1	4	2	0	2	1	2	20
04	JONES, Mark	0	1	0	0	0	0	2	2	2	0	3	3	0	3	0	19
10	HARRIS, Avery	1	5	0	0	0	0	0	0	0	2	2	1	1	0	0	10
11	MAN, See	0	0	0	0	0	0	0	0	0	0	0	0	0	0	0	2
13	FITZGERALD, Seth	0	5	0	0	0	0	0	0	0	0	0	0	2	0	0	9
14	JOHNSON, Emarav	2	4	1	3	1	2	0	0	0	0	6	0	3	0	1	15
15	SMITH, Sean	2	6	0	1	0	1	0	1	1	0	4	2	0	0	2	16
20	WILSON, Richard	1	1	0	0	0	0	0	0	0	0	2	0	1	0	1	2
22	DRUMMER, Ivory	3	4	3	3	0	2	1	1	2	1	9	0	1	0	0	11
23	STRONG, Latroy	2	3	2	1	2	0	1	1	1	1	7	0	0	0	0	7
34	DOBY, Arfenree	0	0	0	0	0	0	0	0	0	0	0	0	0	0	0	1
Team		0		0		0		0		0		0		0		0	
Totals		16	59	8	29	3	18	10	18	28	16	43	10	21	6	10	200

FG % 1st Half: 7-28 25.0% 2nd Half: 9-31 29.0% Game: 16-59 27.1%
 3FG % 1st Half: 5-12 41.7% 2nd Half: 17-37 45.9% Game: 22-59 36.9%
 FT % 1st Half: 2-8 25.0% 2nd Half: 1-10 10.0% Game: 3-18 16.7%

South Carolina 71 • 0-0

#	Player	Total			3-Ptr			Rebounds			PF	TP	A	T	Blk	Stl	Min
		FG	FGA	FT	FTA	Off	Def	Off	Def	Total							
14	CHATKEVICIUS, L.	6	9	0	1	0	3	5	8	13	3	12	0	0	2	2	21
24	CARRERA, Michael	2	4	1	1	0	0	2	1	3	5	5	0	2	0	2	8
30	SILVA, Chris	1	1	0	0	0	0	5	5	10	4	7	0	3	1	0	16
00	THORNWELL, Sindarius	6	9	2	4	1	2	3	0	17	1	2	1	1	1	1	17
10	NOTICE, Duane	1	8	1	7	0	2	2	4	0	3	2	1	0	0	0	22
01	STROMAN, Marcus	0	2	0	1	0	0	0	0	0	0	5	2	0	0	0	21
02	DOBY, Raymond	0	3	0	0	0	0	1	1	0	0	0	1	0	1	1	13
04	GREGORY, Jamall	0	2	0	1	0	0	0	1	0	0	3	0	0	0	1	12
05	BLANTON, TeMarcus	3	6	1	3	0	2	1	1	0	0	7	0	2	0	0	6
15	DOZIER, PJ	3	13	1	4	0	0	3	4	7	2	7	4	6	0	2	20
20	MCKIE, Justin	1	4	1	3	0	0	0	1	3	3	1	1	0	1	0	13
21	RAGIN, John	0	1	0	0	0	0	1	1	2	0	0	0	0	0	0	4
23	COBB, Eric	4	9	0	0	0	4	10	14	3	8	0	3	1	0	0	23
31	HOLLIMAN, Jarrell	1	1	0	0	0	1	0	1	0	0	2	0	1	0	1	4
Team		4		3		7		1		1		0		0		0	
Totals		28	76	8	28	7	13	30	39	69	18	71	18	26	6	3	200

FG % 1st Half: 14-35 40.0% 2nd Half: 14-41 34.1% Game: 28-76 36.8%
 3FG % 1st Half: 4-15 26.7% 2nd Half: 4-13 30.8% Game: 8-29 27.6%
 FT % 1st Half: 4-6 66.7% 2nd Half: 3-7 42.9% Game: 7-13 53.8%

Officials: John Hampton, Ted Valentine, JB Derosa
 Technical fouls: Allen University-None, South Carolina-None.
 Attendance: 4051

Score by periods	1st	2nd	Total	Points	In	Off	2nd	Fast	Bench
Allen University	21	22	43	43	12	10	4	4	30
South Carolina	36	35	71	71	25	35	16	16	27

Score tied - 0 times.
 Lead changed - 0 times.
 Largest lead - Allen, SC by 34 2nd-01:55.
 AU led for 00:00. SC led for 38:40. Game was tied for 02:06.

GAME 1 - CAROLINA 84, NORFOLK STATE 69
NOV. 14, 2015/COLONIAL LIFE ARENA

COLUMBIA, S.C. - The South Carolina men's basketball team grinded out a win in the opener to the 2015-16 season Saturday night, taking an 84-69 win over Norfolk State. It was the first game of the U.S. Virgin Islands Paradise Jam tournament, which will continue for Carolina in the Virgin Islands on Nov. 20 against DePaul. Four players scored in double figures for the Gamecocks, with Sindarius Thornwell and Duane Notice leading the way with 14 points apiece.

Both teams started slow from the field, missing the first eight shots combined before PJ Dozier broke the seal with a mid-range jumper in the paint. Carolina would hit its next three shots and carried a 9-2 lead into the first media timeout.

Duane Notice came in off the bench and helped to extend the early advantage, connecting on his first three attempts from 3-point range with a four-point play mixed in for good measure. His third 3 made would bring the lead up to 16-4, as the junior tallied 12 points in his first six minutes on the court.

For as fast a start the offense got off to, Carolina's patented tough defense was just as good early in the game. Norfolk State would not score for the first four minutes of action, and shot just 27 percent from the field over the first ten minutes.

The Spartans were able to narrow the deficit down the stretch thanks in part to a Gamecock field goal drought, but not enough to keep the home side from taking a 40-34 lead into the halftime break.

The Gamecocks were able to hold the lead despite just three made field goals in the final 11 minutes of the half. Free throws would carry Carolina through the lull, with the team hitting 16 from the charity stripe. Norfolk was able to chip away thanks to a late burst from 3; of the team's final five field goals made, four came from 3-point range.

The offense picked up out of the break to put Carolina back up by double digits, with Dozier and Sindarius Thornwell hitting 3s on back-to-back possessions. The Gamecocks hit 5-of-6 field goals through the opening four minutes of the second half to extend the lead to 52-41. Norfolk State would find equal success shooting the ball, however, and kept within striking distance with a 4-for-4 start on field goals.

A switch to zone by the Spartans, mixed with a full-court press, slowed the overall pace of the game down considerably, but a fast-break alley-oop from Dozier to Chris Silva woke up the crowd at Colonial Life Arena. Norfolk State continued to rely on the deep ball to cut into its deficit, making four 3s in its first eight field goals overall in the first ten minutes of the half; the fourth to make it a 61-56 game in Carolina's favor.

Carolina held the Spartans at an arm's length for much of the half, but were able to use a 7-0 run starting at the eight-minute mark to provide the cushion it would need to cruise to the win. The visitors, plagued by foul troubles all night, were particularly stung by the loss of guard Jeff Short, who averaged 19 points per game last season but fouled out with five minutes to play. In his absence, the visitors made just two of their final 12 attempts from the field as Carolina pulled away down the stretch.

GAME 1

Official Basketball Box Score -- Game Totals -- Final Statistics
Norfolk State vs South Carolina
11/14/15 7 p.m. ET at Columbia, S.C. (Colonial Life Arena)

Norfolk State 69 • 0-1

#	Player	Total			3-Ptr			Rebounds			PF	TP	A	T	Blk	Stl	Min
		FG	FGA	FT	FTA	Off	Def	Off	Def	Total							
11	SHORT, Jeff	4	11	3	6	5	0	3	3	5	16	2	3	0	0	32	
46	BUTLER, Jordan	2	4	0	0	1	2	3	4	4	2	1	1	1	2	24	
01	BUNGE, Preston	1	3	0	1	1	3	1	4	3	0	1	1	1	1	17	
02	ROBINSON, Zaynah	2	11	2	6	2	0	5	3	8	5	0	0	2	35		
04	TAYLOR, D'Shon	0	3	0	2	2	0	2	3	5	2	1	3	0	0	15	
00	KELLY, Brian	0	1	0	0	0	0	1	3	1	0	0	3	1	1	6	
03	WADE, Jonathan	3	5	1	2	0	1	2	5	10	1	1	0	0	0	19	
15	BANNER, Devonte	0	0	0	0	0	0	0	0	0	0	0	0	0	0	1	
20	OLIVER, Charles	7	13	5	10	2	2	2	4	21	1	2	0	0	0	30	
22	LONG, Alex	0	5	0	1	2	2	3	5	4	5	0	3	0	2	21	
Team		0		0		0		0		0		0		0		0	
Totals		19	56	11	28	20	23	12	35	35	69	12	3	7	200		

FG % 1st Half: 9-28 32.1% 2nd Half: 10-28 35.7% Game: 19-56 33.9%
 3FG % 1st Half: 5-13 38.5% 2nd Half: 6-15 40.0% Game: 11-30 36.7%
 FT % 1st Half: 11-11 100.0% 2nd Half: 9-12 75.0% Game: 20-23 87.0%

South Carolina 84 • 0-1

#	Player	Total			3-Ptr			Rebounds			PF	TP	A	T	Blk	Stl	Min
		FG	FGA	FT	FTA	Off	Def	Off	Def	Total							
14	CHATKEVICIUS, L.	5	8	0	1	3	3	1	4	2	13	1	0	1	0	21	
24	CARRERA, Michael	1	8	1	4	1	2	1	5	6	1	4	1	2	1	26	
25	KACINAS, Mindaugas	2	7	1	3	4	3	1	4	2	8	2	0	0	0	28	
00	THORNWELL, Sindarius	9	2	1	3	7	9	0	4	2	14	2	3	0	3	31	
15	DOZIER, PJ	3	7	1	2	0	1	3	4	3	7	3	0	3	0	21	
01	STROMAN, Marcus	1	1	1	1	2	3	0	5	2	2	0	0	0	0	17	
05	BLANTON, TeMarcus	0	0	0	0	0	0	0	0	1	0	1	0	0	0	1	
10	NOTICE, Duane	4	11	3	6	3	1	2	3	14	3	0	0	0	0	20	
20	MCKIE, Justin	1	2	1	2	0	1	1	0	5	0	0	0	0	0	8	
23	COBB, Eric	1	1	0	0	0	1	1	2	2	0	1	2	0	1	8	
30	SILVA, Chris	2	5	0	0	1	2	4	9	3	12	0	3	2	1	24	
Team		4		3		7		1		1		0		0		0	
Totals		23	59	9	22	29	42	19	27	46	19	84	15	13	4	9	200

FG % 1st Half: 10-29 34.5% 2nd Half: 13-30 43.3% Game: 23-59 39.0%
 3FG % 1st Half: 4-11 36.4% 2nd Half: 5-11 45.5% Game: 9-22 40.9%
 FT % 1st Half: 16-20 80.0% 2nd Half: 13-22 59.1% Game: 29-42 69.0%

Officials: Olandis Poole, Joe Lindsay, Bart Lennox
 Technical fouls: Norfolk State-None

GAME 3 - CAROLINA 76, DEPAUL 61
NOV. 20, 2015/ST. THOMAS, USVI

ST THOMAS, USVI - Behind a career high 23 points from senior forward Mindaugas Kacinas, the South Carolina men's basketball team (3-0) posted a 76-61 victory over DePaul (1-2) in the opening round of the U.S. Virgin Islands Paradise Jam in St. Thomas on Friday night. Kacinas posted his first-career 20-point outing, behind a 10-of-15 effort from the free throw line and a 6-of-13 mark from the floor. The Gamecocks played solid defensively against the Blue Demons, holding DePaul to 36.5 percent from the floor, including 21.4 percent from 3-point range.

South Carolina jumped out to a 9-3 lead on a lay-in from junior guard Sindarius Thornwell and pushed the advantage to 16-9 on a two-handed dunk from classmate Duane Notice. Both teams struggled from the free throw line early, but DePaul clawed back and tied the contest at 16 on a made 3-point bucket and a pair of jumpers in the lane from Rashaun Stimmage.

Kacinas carried the Gamecocks to halftime, scoring seven of the final 17 points, including five from the free throw line. Thornwell added four points during the final stretch and Notice beat the buzzer with a 3 from the corner to give Carolina a nine-point lead at the break, 37-28.

An off-balance tip-in and make from the foul line for Kacinas with 14:32 remaining in the contest saw the Gamecock lead grow to 15 at 49-37. The Blue Demons continued to chip away at the Carolina advantage, however, and pulled to within five on a pair of free throws from Myke Henry at the eight-minute mark.

Thornwell connected on a pair of makes from the line and senior forward Laimonas Chatkevicius and freshman guard PJ Dozier connected on consecutive lay-ups to push the Gamecock lead back to 14 with 6:22 remaining. The Blue Demons would not get closer than 13 the rest of the way, and the Gamecocks secured the 76-61 win.

GAME 4 - CAROLINA 94, HOFSTRA 84
NOV. 22, 2015/ST. THOMAS, USVI

ST THOMAS, USVI - The South Carolina men's basketball team found itself in a shootout Sunday night, taking on a veteran Hofstra team in the semifinal of the Paradise Jam. The Pride came in fresh off an upset of Florida State and gave the Gamecocks all they could handle, but a season-best performance from the Garnet and Black offense would be too much to account for in a 94-84 win. Carolina (4-0) would see all five of its starters score 12 points or more, and the interior offense was a strong point all night long.

Despite the 10:30 p.m. local time tip, the offenses would be wide-awake early on. The Gamecocks enjoyed a 6-of-10 start overall from the field, but the Pride (3-1) countered with four 3s in the first five minutes to take a 14-13 lead into the first media timeout. A 13-2 run for Carolina in the ensuing four minutes of action would open the game up to 26-16. Facing a size disadvantage, Hofstra would settle for 3s but would not be able to maintain its hot start. A four-minute scoring drought starting from the 14:27 mark would help dig the early hole.

Hofstra would not go quietly, rediscovering its range to hang in down the stretch in the first half. Guard Juan'ya Green connected on five of his first six 3-point attempts and accounted for 19 of the team's first 32 points through the first 15 minutes of action. His fifth 3 brought the Gamecock lead down to six, 38-32. The lead would get all the way down to two, 41-39, but the Gamecocks scored the final five points of the half to take the 46-39 advantage into the break.

Mindaugas Kacinas would stay keyed in offensively, scoring 14 points in the first half to lead Carolina. Green would finish with 22 points for Hofstra. The Pride bombed in 18 3-point attempts in the first 20 minutes, hitting on eight. That long-distance commitment would hurt them inside, as the Gamecocks enjoyed a plus-10 rebounding margin and a 20-6 advantage in points in the paint.

During the halftime break, the lights in the UVI Sports & Fitness Center would malfunction due to a power surge, but the referees determined enough light was on the court to resume the game. Neither team would seem to mind, connecting on three shots apiece in the first three minutes of action. A pair of 3s from Ameen Tankley would keep the first-half narrative alive for Hofstra, who attempted just five two-point field goals in the first eight minutes of the second half.

Hofstra would hit its sixth 3 of the first nine minutes of action to take just its second lead of the game at 65-64. The Pride would start 6-of-9, but a Duane Notice 3 would give Carolina the lead back. Despite the shower of 3s, Carolina weathered the storm with an efficient offense that saw contributions from all over the lineup. PJ Dozier would have his best game yet as a Gamecock, scoring seven of his season-best 12 points in the second half, including a perfect 3-3 from the field in the half. The freshman added nine rebounds as well.

A 3 from Brian Bernardi cut Carolina's lead to 74-72 with seven minutes to play, but a 3 from Dozier and back-to-back scoring possessions from Chris Silva would help the Gamecocks extend back out to an 83-72 lead. It would ultimately be a 12-0 run for Carolina, as Hofstra would go 4-22 without a point to see its upset attempt wilt down the stretch. The Pride would kick up the pressure in the final two minutes of regulation, but a pair of dunks from Michael Carrera out of press-breaks would keep the game well out of reach.

GAME 5 - CAROLINA 83, TULSA 75
NOV. 23, 2015/ST. THOMAS, USVI

ST THOMAS, USVI - The South Carolina men's basketball team will be coming home with a new addition to the trophy case Tuesday, after winning the 2015 Paradise Jam in convincing fashion Monday with a 83-75 win over Tulsa (4-1). Five Gamecocks would reach double figures, and a fast start would play a big role in moving the team's record now to 5-0. Sindarius Thornwell was named the tournament's MVP, and Mindaugas Kacinas would join him as an All-Tournament honoree.

The offense showed no hangover from a semifinal game the night before that featured 178 combined points. The Gamecocks started the game out on a 12-2 run in the first three minutes of play, punctuated by a 3 from Sindarius Thornwell. Tulsa cut the lead to 12-8, but Carolina went off again with another 17-4 run from there to go up 29-12 through the first 12 minutes of the game. The fast start was thanks in part to an 11-of-16 start from the field for Carolina, including all four 3-point attempts.

A veteran Tulsa team would not panic, though, and were able to chip away and got the deficit back down to single digits by the half-time break, 38-29. The Gamecock defense forced eight turnovers in the period and held the Golden Hurricanes to 31 percent from the field (9-of-29). Mindaugas Kacinas and Michael Carrera each had six points and five rebounds, Laimonas Chatkevicius led the team with nine points.

The Gamecocks hit their first four shots coming out of the half-time break and extended the lead back up to 14, 48-34, just three minutes into the half. Tulsa came back strong with a 14-4 run in less than four minutes to set a more tense tone that would carry through the remainder of the game. Tulsa's Shaquille Harrison was the comeback catalyst, scoring 15 of his team-high 20 points in the second half, and the Hurricanes would keep hanging around down the final ten minutes of action. Carolina was able to push the lead back up to ten on three different occasions, but could never pull away like it had in the first half.

After a pair of free throws from Chatkevicius pushed the lead up to 76-66 with three minutes to go, Tulsa would make its final push. James Woodard converted a three-point play with 2:30 to go to make it 76-69, then hit a pair of free throws with 34 seconds to bring it to five, 80-75. That would ultimately be the Hurricane's final points, as the Gamecocks made 3-of-4 free throws after Tulsa fouls to stop the clock, leading to the 83-75 final.

GAME 3

DePaul vs South Carolina
 11/20/15 7:10 p.m.AST at St. Thomas, U.S. Virgin Islands

DePaul 61 • 1-2

#	Player	Total			3-Ptr			Rebounds			PF	TP	A	TO	Blk	Stl	Min
		FG	FGA	FT	FTA	Off	Def	Total									
03	STIMAGE, Rashaun	2	4	0	0	1	1	4	4	0	0	1	0	0	0	15	
04	HENRY, Myke	2	6	0	1	2	3	2	5	6	0	3	0	2	0	23	
02	HAMILTON IV, Tommy	1	6	0	2	2	3	3	3	2	0	0	0	0	0	29	
05	GARRETT, Billy	2	6	0	2	2	7	7	11	4	2	0	0	0	0	29	
11	CAIN, Eli	2	10	0	1	2	3	3	6	2	5	1	0	0	0	17	
00	CURRINGTON, RJ	1	1	0	0	0	0	2	2	0	0	0	0	0	0	3	
01	WOOD, Darrick	5	11	1	4	3	4	2	4	14	0	1	0	2	25		
00	MOLIARI, David	0	0	0	0	0	0	0	0	0	0	0	0	0	0	1	
12	PHILLIPS, Develle	0	0	0	0	0	0	0	0	0	0	0	0	0	0	2	
13	DOLINS, Cory	0	0	0	0	0	0	0	0	0	0	0	0	0	0	1	
15	SIMPSON, Aaron	2	6	2	4	0	1	2	3	1	6	4	2	0	0	24	
23	GAZI, Erten	1	1	0	2	2	0	1	1	1	4	0	2	0	0	9	
26	BARRY, Umar	0	0	0	0	0	0	0	0	0	0	0	0	0	0	2	
30	RYCKBOSCH, Peter	1	1	0	3	2	4	2	5	0	1	0	1	0	0	9	
33	HANEL, Joe	0	0	0	1	2	0	4	1	0	0	0	0	0	0	2	
	Team																
	Totals	19	52	3	14	20	31	10	23	37	61	9	15	2	4	200	

FG % 1st Half: 9-23 39.1% 2nd Half: 10-29 34.5% Game: 19-52 36.5%
 3FG % 1st Half: 2-9 22.2% 2nd Half: 1-5 20.0% Game: 3-14 21.4%
 FT % 1st Half: 8-12 66.7% 2nd Half: 12-19 63.2% Game: 20-31 64.5%

South Carolina 76 • 3-0

#	Player	Total			3-Ptr			Rebounds			PF	TP	A	TO	Blk	Stl	Min
		FG	FGA	FT	FTA	Off	Def	Total									
14	CHATKEVICIUS, L.	3	11	1	1	2	3	2	5	3	7	0	1	1	0	23	
24	CARRERA, Michael	2	3	1	1	2	2	5	7	3	7	4	1	0	0	27	
25	KACINAS, Mindaugas	6	13	1	5	1	4	5	2	23	1	2	0	3	0	30	
00	THORNWELL, Sindarius	4	10	0	1	2	3	7	10	3	10	3	0	2	0	31	
15	DOZIER, PJ	3	6	0	1	2	1	2	2	7	0	2	0	2	14		
01	STROMAN, Marcus	2	6	1	3	2	7	0	1	0	1	0	0	0	18		
02	DOBY, Raymond	0	0	0	0	0	0	0	0	0	0	0	0	0	1		
04	GREGORY, Jamall	0	0	0	0	0	0	0	0	0	0	0	0	0	1		
10	NOTICE, Duane	3	8	2	3	1	2	11	3	1	0	1	0	1	23		
20	MCKIE, Justin	0	0	0	0	1	1	0	0	0	0	0	0	0	8		
23	COBB, Eric	0	0	0	0	3	3	0	0	0	0	0	0	0	1		
30	SILVA, Chris	1	3	0	2	2	4	4	4	1	1	0	0	0	10		
	Team																
	Totals	24	60	5	13	24	16	27	43	27	76	11	12	4	5	200	

FG % 1st Half: 12-28 42.9% 2nd Half: 12-32 37.5% Game: 24-60 40.0%
 3FG % 1st Half: 3-7 42.9% 2nd Half: 2-6 33.3% Game: 5-13 38.5%
 FT % 1st Half: 10-17 58.8% 2nd Half: 13-17 76.5% Game: 23-34 67.6%

Officials: Les Jones, Nathan Farrell, Justin Porterfield
 Technical fouls: DePaul-None. South Carolina-None.
 Attendance: 2015 Paradise Jam Men's Basketball, Presented by Basketball Travelers

Score by periods	1st	2nd	Total	In	Off	2nd	Fast	Bench
DePaul	28	33	61	22	12	11	6	32
South Carolina	37	39	76	32	11	19	9	22

Last FG - DePaul 2nd-04:44, SC 2nd-04:07.
 Largest lead - DePaul None, SC by 16 at 21:11.
 DPU led for 00:00. SC led for 38:50. Game was tied for 01:10.

GAME 4

Hofstra vs South Carolina
 11/22/15 10:30p.m.AST at St. Thomas, U.S. Virgin Islands

Hofstra 84 • 3-1

#	Player	Total			3-Ptr			Rebounds			PF	TP	A	TO	Blk	Stl	Min
		FG	FGA	FT	FTA	Off	Def	Total									
02	TANKLEY, Ameen	7	13	4	7	0	2	3	3	18	3	1	1	0	0	32	
11	GUSTYS, Rokas	0	1	0	2	4	2	4	3	2	0	0	0	0	0	25	
12	KOON, Denton	3	7	1	2	0	1	2	3	4	7	4	1	0	0	23	
01	GREEN, Juan'ya	7	15	6	13	8	10	0	2	2	3	28	7	5	0	39	
04	BERNARDI, Brian	5	7	4	6	0	2	2	0	14	1	2	0	0	0	35	
00	NICHOLS, Malik	1	5	1	3	0	1	1	5	3	0	2	0	1	0	22	
03	WRIGHT-FOREMAN, J.	2	3	1	0	0	2	1	1	4	0	0	1	0	0	9	
04	BUJE, Desure	3	4	1	2	1	0	0	0	2	8	1	3	0	1	13	
44	WALKER, Andre	0	0	0	0	0	0	0	0	0	0	0	0	0	0	2	
	Team																
	Totals	28	55	17	34	11	17	6	17	23	21	84	16	14	2	200	

FG % 1st Half: 13-30 43.3% 2nd Half: 15-25 60.0% Game: 28-55 50.9%
 3FG % 1st Half: 8-18 44.4% 2nd Half: 9-16 56.3% Game: 17-34 50.0%
 FT % 1st Half: 5-10 50.0% 2nd Half: 6-7 85.7% Game: 11-17 64.7%

South Carolina 94 • 4-0

#	Player	Total			3-Ptr			Rebounds			PF	TP	A	TO	Blk	Stl	Min
		FG	FGA	FT	FTA	Off	Def	Total									
14	CHATKEVICIUS, L.	8	14	0	0	1	3	2	5	1	17	1	0	3	1	28	
24	CARRERA, Michael	7	11	2	1	2	1	3	4	3	17	1	2	0	0	27	
25	KACINAS, Mindaugas	9	10	0	1	2	3	5	3	18	1	2	0	1	0	31	
00	THORNWELL, Sindarius	4	8	0	2	6	1	8	9	14	6	0	0	0	0	33	
15	DOZIER, PJ	5	10	2	6	1	4	5	9	3	12	2	3	0	0	26	
01	STROMAN, Marcus	0	1	0	0	1	0	1	4	0	2	0	0	1	15		
10	NOTICE, Duane	2	7	1	2	2	1	0	1	0	7	3	0	0	1	25	
23	COBB, Eric	1	2	0	0	0	0	0	0	1	2	0	0	0	0	4	
30	SILVA, Chris	1	5	0	0	5	3	3	2	7	0	2	0	0	1	11	
	Team																
	Totals	37	68	5	9	15	23	18	23	41	18	94	16	9	4	200	

FG % 1st Half: 18-38 47.4% 2nd Half: 19-30 63.3% Game: 37-68 54.4%
 3FG % 1st Half: 2-5 40.0% 2nd Half: 3-4 75.0% Game: 5-9 55.6%
 FT % 1st Half: 8-15 53.3% 2nd Half: 7-8 87.5% Game: 15-23 65.2%

Officials: Bryan Kersey, Justin Porterfield, Nathan Ferrer
 Technical fouls: Hofstra-None. South Carolina-None.
 Attendance: 1715
 2015 Paradise Jam Men's

GAME 6 - CAROLINA 92, LIPSCOMB 76
NOV. 27, 2015/COLONIAL LIFE ARENA

COLUMBIA, S.C. - South Carolina's men's basketball team would turn its record to 6-0 Friday afternoon in its return to the Colonial Life Arena, pulling away from Lipscomb (3-5) by a score of 92-76. The Gamecocks could seemingly not miss from inside, and received double-digit scoring efforts from six different players.

Lipscomb entered the day with one of the most 3-point-reliant offenses in the country, and it would lean on that strength throughout the first half, ultimately making six in the first half. South Carolina would do what it does best too -- get the ball inside and take advantage of a deep post rotation. The Gamecocks would score 34 points in the paint in the first half, with Mindaugas Kacinas (nine points) and Laimonas Chatkevicius (six points) converting 7-of-8 field goal attempts combined.

The game would be tied at 19-all through the first eight minutes of action, but the Gamecocks were able to get some breathing room behind a 7-0 run in just 36 seconds. A technical foul on the Bisons would be sandwiched by a missed shot and a turnover to enable the run. Carolina would enjoy a two-possession lead for the final 11 minutes of the half, ending on a 6-0 run to take its largest lead of the day before halftime, 51-40.

With the two offenses making 50 percent of their field goals in the half, it would be Carolina's defense that would provide the difference. Turnovers forced by the backcourt players would lead to easy baskets in transition; four different Gamecock guards recorded two steals apiece in the first half and Lipscomb would ultimately turn the ball over 15 times in the 20-minute period. Those turnovers would directly lead to 16 points, 12 coming out of the fast break.

The Bisons made their first four field goals out of the intermission, and after a three-point play from Eli Pepper the visitors would cut the deficit to 62-57. The Gamecocks would hit the gas pedal again to keep a comfortable pace, taking a 9-0 run in the following three minutes to take their biggest lead so far. Lipscomb missed nine straight shots during Carolina's run, and finished the game 9-of-36 from the field after 4-of-4 start.

A pass-first mentality continued to serve the Gamecocks in the second half, the team recorded assists on nine of the first ten field goals made after a first half where 14 of 23 field goals came with assists as well. Carolina's lead would grow as large as 20 with five minutes to go, with a barrage from all over the court offensively. Six different players would score in double figures for the Gamecocks on the afternoon, led again by Chatkevicius (with 17). Lipscomb went scoreless for the final three minutes of regulation and finished the half shooting 32.5 percent compared to Carolina's 53.8.

GAME 7 - CAROLINA 76, WESTERN CAROLINA 53
NOV. 30, 2015/COLONIAL LIFE ARENA

COLUMBIA, S.C. - The South Carolina men's basketball team used a tough interior defense to locked down its most emphatic win of the 2015-16 season Monday night, beating Western Carolina (2-4) 76-53. Mindaugas Kacinas went for a double-double to help the Gamecocks move to 7-0 for the season despite a slow start, they are now one win off matching their best start in 12 years.

The Gamecocks committed six turnovers in just over a three-minute stretch to open the game, limiting them to just six points total through the first six minutes of the opening half. Three of Western Carolina's first four field goals made came from 3-point range, and the visitors took a 13-12 lead into the under-12 media timeout. Carolina would ultimately turn the ball over 14 times in the first half, but allowed WCU to score just six points off them.

Western Carolina would extend its lead out to five, 20-15, but the Gamecocks stole back some valuable momentum before the under-eight timeout thanks to a 3 from Michael Carrera and a lay-in from Eric Cobb to tie it back up at 20-all. In all, the Catamounts committed turnovers on four straight possessions after taking their five-point lead, letting the Gamecocks quickly tie the game back up.

That 5-0 spurt before the timeout would stretch way out to 19-0 over seven minutes, but it would be a slow build as the Gamecocks hit just 5-of-14 field goals in the run. Much of the damage would be done at the free throw line, where Carolina made seven. The Catamounts would miss seven straight field goal attempts and committed six turnovers before a 3 from Deriece Parks broke the ice. Carrera would be a bright spot offensively for Carolina, scoring all nine of his first-half points in this span.

The Gamecocks carried a 37-28 lead into halftime, holding Western Carolina to 29 percent from the floor. Most of the damage from the visitors would be from beyond the arc, as they would make six 3s. On two-point field goals alone, WCU made just 3-of-15 attempts in the first half.

In keeping with a blueprint that has worked throughout the first month of the season, a bruising interior defense coupled with an efficient offense through the paint would help South Carolina run away and hide from any threatening second-half runs by Western Carolina. The Gamecocks would commit just two turnovers through the first 15 minutes of the second half, while forcing seven from the opposition.

A big reason for the Gamecocks pulling away in the final 20 minutes would be their effectiveness in converting turnovers into points. Despite forcing 10 turnovers in the first half, Carolina scored just four points off the extra possessions. In the second half, 10 more turnovers from WCU would be used to score 14 points.

Offensively, seven different players would record a field goal in the second half. Kacinas paced the team with nine second-half points to finish with a game-high 20; the reigning SEC Player of the Week chipped in ten rebounds as well for his second double-double of the season. The team was able to work in all seven of its newcomers in the final five minutes, with Jamall Gregory recording his first points and John Ragin his first minutes as Gamecocks. The Catamounts would be held in check from inside the arc again in the second half, converting just 5-of-20 two-point attempts. Joining Kacinas in double figures for the night were Carrera (16) and Sindarius Thornwell (10).

GAME 8 - CAROLINA 81, USF 63
DEC 5, 2015/COLONIAL LIFE ARENA

COLUMBIA, S.C. - The South Carolina men's basketball program matched its best start in 12 years thanks to a dominant first-half effort Saturday afternoon against South Florida (2-7). The Gamecocks won 81-63 behind a season-high 19 points from Michael Carrera, surviving a bumpy second half to move to 8-0 this season.

Despite matching up with perhaps their most physical opponent of the season to date, the Gamecocks went to their bread and butter early, slashing to the basket to take a 16-2 lead just five minutes into the game, forcing a timeout. Of those 16 points, 12 would come in the paint and six came off the fast break. South Carolina shot 78 percent to USF's 14, and had a 7-1 advantage in rebounds leading up to the USF timeout.

Carolina would not relent after the timeout, extending the run all the way out to 24-2 before USF broke a seven-minute scoring drought with a basket at the 12:03 mark of the first half. The Bulls made a switch to a 2-3 zone defense and would find more success at slowing down the drives, but would not find as easy of a solution on offense and didn't reach double digits until the 8:45 mark.

On the back of an 8-0 run to end the first half, the Gamecocks went into the break with their largest lead of the afternoon at 53-22. Carolina would see three different players reach double figures in scoring, led by 13 from Sindarius Thornwell. As a team, the Garnet and Black shot 61 percent from the field (20-33) and scored 19 points off 12 USF turnovers.

The lead would expand to 36, 61-25, but the Bulls would respond with a 17-2 run over the next four minutes thanks to a 1-of-7 field goal slump from Carolina. The key for USF would be rebounding, as it enjoyed a 20-7 margin on the boards that allowed it to out-score Carolina by 13 points through the first 12 minutes of the second half.

The first-half domination by the Gamecocks would be too much to recover from for USF, despite a complete turnaround of fortunes. The Bulls could get no closer than 13, with the Gamecocks leaning on nine second-half points from Carrera to hold down the fort. The defense held USF without a field goal for the final 4:09 of the game to secure the team's fourth straight win by 15 points or more.

GAME 6

Official Basketball Box Score - Game Totals - Final Statistics
Lipscomb vs South Carolina
11/27/15 2 p.m. ET at Columbia, S.C. (Colonial Life Arena)

Lipscomb 76 • 3-5

Table with 12 columns: Player, FG, 3-PT, FT, Rebounds, PF, TP, A TO, Blk, Stl, Min. Rows include Peppers, Wison, Williams, Moran, Hampton, Miller, DiVal, Mathews, Garrison, Smith, Korm, Wison, Brette, Brammeier.

FG % 1st Half: 14-28 50.0% 2nd half: 17-40 42.5% Game: 27-68 39.7%
3FG % 1st Half: 6-11 54.5% 2nd half: 7-24 29.2% Game: 13-35 37.1%
FT % 1st Half: 6-9 66.7% 2nd half: 3-5 60.0% Game: 9-14 64.3%

South Carolina 92 • 6-0

Table with 12 columns: Player, FG, 3-PT, FT, Rebounds, PF, TP, A TO, Blk, Stl, Min. Rows include Chatkevicius, Carrera, Kacinas, Thornwell, Dozier, Doby, Gregory, Blanton, Notice, Mckie, Cobb, Silva.

FG % 1st Half: 20-40 50.0% 2nd half: 14-26 53.8% Game: 34-66 51.5%
3FG % 1st Half: 3-12 25.0% 2nd half: 2-7 28.6% Game: 5-19 26.3%
FT % 1st Half: 8-13 61.5% 2nd half: 11-14 78.6% Game: 19-27 70.4%

Officials: Lee Cassell, Tony Henderson, Glenn Tullit
Technical fouls: Lipscomb-WILLIAMS, JOSH. South Carolina-None.
Attendance: 8793

Score by periods table with columns: 1st, 2nd, Total. Lipscomb: 40, 36, 76. South Carolina: 51, 41, 92.

Last FG - Lipscomb: 22:02:57, SC: 2nd:02:05.
Largest lead - Lipscomb by 3 at 1:15:53, SC by 28 on 2nd:05:00.
LIP led for 04:10. SC led for 34:22. Game was tied for 01:28.

GAME 7

Official Basketball Box Score - Game Totals - Final Statistics
Western Carolina vs South Carolina
11/30/15 7 p.m. ET at Columbia, S.C. (Colonial Life Arena)

Western Carolina 53 • 2-4

Table with 12 columns: Player, FG, 3-PT, FT, Rebounds, PF, TP, A TO, Blk, Stl, Min. Rows include Torrión, Carrera, Mike Brown, Rhett Harrison, Hagibubacker, Eliah, Devin Peterson, Marc Gosselin, Deriece Parks, Jesse Deloach, Ashley Williams.

FG % 1st Half: 6-16 37.5% 2nd half: 10-36 27.8% Game: 16-67 23.9%
3FG % 1st Half: 4-11 36.4% 2nd half: 0-0 0.0% Game: 4-11 36.4%
FT % 1st Half: 4-4 100.0% 2nd half: 0-0 0.0% Game: 4-4 100.0%

South Carolina 76 • 7-0

Table with 12 columns: Player, FG, 3-PT, FT, Rebounds, PF, TP, A TO, Blk, Stl, Min. Rows include Chatkevicius, Carrera, Kacinas, Thornwell, Dozier, Stroman, Doby, Gregory, Blanton, Notice, Mckie, Ragin, Cobb, Silva, Hollman.

FG % 1st Half: 12-28 42.9% 2nd half: 14-35 40.0% Game: 26-63 41.3%
3FG % 1st Half: 3-4 75.0% 2nd half: 5-14 35.7% Game: 8-18 44.4%
FT % 1st Half: 10-15 66.7% 2nd half: 6-10 60.0% Game: 16-25 64.0%

Officials: Pat Adams, Jamie Luckie, Roger Ayers
Technical fouls: Western Carolina-None. South Carolina-None.
Attendance: 8957

Score by periods table with columns: 1st, 2nd, Total. Western Carolina: 28, 25, 53. South Carolina: 37, 39, 76.

Last FG - WCU: 2nd:00:29, SC: 2nd:03:59.
Largest lead - WCU by 1 at 18:55, SC by 28 on 2nd:05:16.
WCU led for 08:48. SC led for 28:00. Game was tied for 03:12.

GAME 8

Official Basketball Box Score - Game Totals - Final Statistics
USF vs South Carolina
12/5/15 4 p.m. ET at Columbia, S.C. (Colonial Life Arena)

USF 63 • 2-7

Table with 12 columns: Player, FG, 3-PT, FT, Rebounds, PF, TP, A TO, Blk, Stl, Min. Rows include PERRY, Chris, NUNEZ, Angel, Cousins, Jaleel, MCMURRAY, Peter, Roddy, MORILLO, Nehemias, BODWAY, Jake, GUERRERO, Ruben, ZEIGLER, Bo, SANTOS, Luis.

FG % 1st Half: 10-31 32.3% 2nd half: 14-37 37.8% Game: 24-68 35.3%
3FG % 1st Half: 1-7 14.3% 2nd half: 1-8 12.5% Game: 2-15 13.3%
FT % 1st Half: 1-4 25.0% 2nd half: 12-18 66.7% Game: 13-22 59.1%

South Carolina 81 • 8-0

Table with 12 columns: Player, FG, 3-PT, FT, Rebounds, PF, TP, A TO, Blk, Stl, Min. Rows include Chatkevicius, Carrera, Kacinas, Thornwell, Dozier, Stroman, Doby, Gregory, Blanton, Notice, Mckie, Ragin, Cobb, Silva, Silva, Chris.

FG % 1st Half: 20-33 60.6% 2nd half: 9-28 32.1% Game: 29-61 47.5%
3FG % 1st Half: 6-13 46.2% 2nd half: 1-8 12.5% Game: 7-21 33.3%
FT % 1st Half: 7-11 63.6% 2nd half: 9-14 64.3% Game: 16-25 64.0%

Officials: Doug Shows, Antonio Petty, Joe DeRosas
Technical fouls: USF-None. South Carolina-None.
Attendance: 10721

Score by periods table with columns: 1st, 2nd, Total. USF: 22, 41, 63. South Carolina: 53, 28, 81.

Last FG - USF: 2nd:04:09, SC: 2nd:02:31.
Largest lead - USF, None, SC by 36 on 2nd:17:45.
USF led for 00:00. SC led for 39:46. Game was tied for 00:44.

GAME 9 - CAROLINA 79, DREXEL 54
DEC. 15, 2015/COLONIAL LIFE ARENA

COLUMBIA, S.C. - The South Carolina men's basketball team is 9-0 for the first time in 44 years, after a big second half carried it to a 79-54 win over Drexel (1-7) Tuesday night.

The Gamecocks' 6-2 lead to start the game was soon slowed by fouls and turnovers, most notably two offensive fouls on Laimonas Chatkevicius in just three minutes of action.

Chris Silva helped keep the fans at Colonial Life Arena excited, first with a big block to deny a fast-break dunk, then later with a dunk of his own to cut the deficit to 17-15.

Immediately after going down by six, the Gamecocks went on an 11-0 run in the next three minutes to flip the scoreboard with a 26-21 advantage.

After a 6-of-12 start from the field, Drexel converted just 3-of-14 (21 percent) the rest of the way but still hit four 3s to keep within striking distance.

The Gamecocks scored nine points in the final 5:18 of the 1st half, but needed just the first 63 seconds of the second half to score another nine and take control of the game.

Faced with its largest deficit of the game at 43-28, Drexel continued a cold streak that plagued it in the final 10 minutes of the first half.

The Dragons would get on the board with a basket at the 14:40 mark, but foul trouble up and down the lineup kept them from putting out a consistent rotation on the floor.

The lead would peak at 25 on the game's final basket, a TeMarcus Blanton 3-pointer. All told, the Gamecocks shot 67 percent in the second half and spread the wealth on offense.

GAME 10 - CAROLINA 65, CLEMSON 59
DEC. 18, 2015/GREENVILLE, S.C.

GREENVILLE, S.C. - It was a game fitting of a historic rivalry, as the Gamecock men's basketball team held off Clemson (7-4) Friday night in their first true road game of the season, 65-59.

Early nerves would lead to a slow start for the rivals, a Clemson 6-0 run helped it take a 10-7 lead six minutes in, with the Gamecocks struggling from the field with a 3-of-11 start.

Carolina got its first two-possession lead on the back of a personal 5-0 run by Mindaugas Kacinas, helping plant the seed for what would become a momentum-changing stretch for the visitors.

A pair of 3-pointers from Michael Carrera extended the total run out to 16-1, forced a Clemson timeout and got the Gamecock-laden crowd at Bon Secours Wellness Arena in an uproar.

The highlight of the run would undoubtedly be Sindarius Thornwell's three-point play off a dunk that shook loose the dust from the arena's rafters.

Clemson would hit just 5-of-18 two-point field goals and were out-scored 18-6 in the paint for the half, and the Gamecocks also played a ten-rebound advantage through the first 20 minutes.

The Tigers came out with comeback on their mind in the second half, and used a 7-0 run to cut into single digits before a 3-pointer from Duane Notice put the score at 48-36 at the first media timeout.

Despite relying heavily on 3-pointers to try and cut into the deficit, it would actually be Clemson's post scorers that made the difference as it continued to claw back into the game.

Kacinas would snap a three-minute scoring drought for Carolina on a high-low pass from Laimonas Chatkevicius into the heart of the Clemson 2-3 zone, sending the Gamecocks into the final media timeout with a 59-55 lead.

Coming down to the final 90 seconds of regulation, it would be the free throw line that the rivalry game would be decided.

The senior swished both attempts, bringing an end to 4:04 minutes without a point from either team and gave Carolina a 61-55 lead with 22 seconds to play.

GAME 11 - CAROLINA 75, ST. JOHN'S 61
DEC. 22, 2015/UNCASVILLE, CONN.

UNCASVILLE, CT. - The South Carolina Gamecock men's basketball team ran its season record to 11-0 Tuesday night, defeating St. John's 75-61.

St. John's would shoot its way out to an early lead, and held it for most of the first ten minutes of the game. The early advantage would grow to six, 13-7, before the Gamecocks clicked into tempo on offense.

Carolina's defense would also find its feet for a key stretch, holding St. John's without a made basket for 6:28, allowing the Gamecocks to reel off a 15-1 run and take their biggest lead so far at 31-19.

The hot streak to end the first half would not carry over for the Red Storm, as a pair of early turnovers pushed Carolina's lead back into the double digits and forced a timeout just a minute into the half.

Michael Carrera would lead the way down the stretch, scoring eight points with seven rebounds in his 15 minutes of action in the second half.

GAME 9



Official Basketball Box Score - Game Totals - Final Statistics
Drexel vs South Carolina
12/15/15 7 p.m. ET at Columbia, S.C. (Colonial Life Arena)

Drexel 54 • 1-7

Table with columns: # Player, Total, 3-Ptr, Rebounds, FT, FT-A, PF, TP, A, TO, Blk, Stl, Min. Rows include Williams, Rodney; Abif, Kazembe; Allen, Tavon; Alian, Terrell; London, Rashann; Mojica, Sammy; Williams, Austin; Bah, Mohamed; Cartwright, Andrew; Myles, Tyshawn; Team.

FG % 1st Half: 9-26 34.6% 2nd Half: 10-29 34.5% Game: 19-55 34.5%
3FG % 1st Half: 4-8 50.0% 2nd Half: 3-9 33.3% Game: 7-17 41.2%
FT % 1st Half: 6-10 60.0% 2nd Half: 3-9 33.3% Game: 9-19 47.4%

South Carolina 79 • 9-0

Table with columns: # Player, Total, 3-Ptr, Rebounds, FT, FT-A, PF, TP, A, TO, Blk, Stl, Min. Rows include Chatkevicius, L.; Carrera, Michael; Kacinas, Mindaugas; Thornwell, Sindarius; Dozier, PJ; Stroman, Marcus; Doby, Raymond; Gregory, Jamall; Blanton, TeMarcus; Notice, Duane; McKie, Justin; Cobb, Eric; Silva, Chris; Team.

FG % 1st Half: 9-22 40.9% 2nd Half: 16-24 66.7% Game: 25-46 54.3%
3FG % 1st Half: 1-5 20.0% 2nd Half: 5-7 71.4% Game: 6-12 50.0%
FT % 1st Half: 13-20 65.0% 2nd Half: 10-19 52.6% Game: 23-29 79.0%

Officials: Lee Cassell, Jamie Luckie, James Breeding
Technical fouls: Drexel-None, South Carolina-None.
Attendance: 6481

Score by periods table for Game 9: Drexel (28, 26, 54), South Carolina (32, 47, 79). Includes points, paint, 2nd chance, fast break, and bench scores.

Last FG - DREXEL 2nd-01:03, SC 2nd-00:32.
Largest lead - DREXEL by 6 1st-08:23, SC by 25 2nd-00:32.
DREXEL led for 10:09, SC led for 29:33. Game was tied for 00:18.

GAME 10



Official Basketball Box Score - Game Totals - Final Statistics
South Carolina vs Clemson
12/18/15 7:00 PM at Greenville, SC (BSW Arena)

South Carolina 65 • 10-0

Table with columns: # Player, Total, 3-Ptr, Rebounds, FT, FT-A, PF, TP, A, TO, Blk, Stl, Min. Rows include Chatkevicius, L.; Carrera, Michael; Kacinas, Mindaugas; Thornwell, Sindarius; Dozier, PJ; Stroman, Marcus; Notice, Duane; McKie, Justin; Cobb, Eric; Silva, Chris; Team.

FG % 1st Half: 15-27 55.6% 2nd Half: 8-26 30.8% Game: 23-53 43.4%
3FG % 1st Half: 6-10 60.0% 2nd Half: 2-9 22.2% Game: 8-19 42.1%
FT % 1st Half: 5-7 71.4% 2nd Half: 6-7 85.7% Game: 11-14 78.6%

Clemson 59 • 7-4

Table with columns: # Player, Total, 3-Ptr, Rebounds, FT, FT-A, PF, TP, A, TO, Blk, Stl, Min. Rows include Blossomgame, Jaron; Grant, Dontae; Djitte, Sidy; Holmes, Avery; Roper, Jordan; DeVoe, Gabe; Hudson, Josh; Smith, Ty; Nnoko, Landry; Team.

FG % 1st Half: 9-31 29.0% 2nd Half: 14-32 43.8% Game: 23-63 36.5%
3FG % 1st Half: 4-13 30.8% 2nd Half: 4-13 30.8% Game: 8-26 30.8%
FT % 1st Half: 3-6 50.0% 2nd Half: 2-3 66.7% Game: 5-9 55.6%

Officials: Michael Stephens, Patrick Adams, Alfred Smith
Technical fouls: South Carolina-None, Clemson-None.
Attendance: 14446

Score by periods table for Game 10: South Carolina (41, 24, 65), Clemson (25, 34, 59). Includes points, paint, 2nd chance, fast break, and bench scores.

Last FG - SC 2nd-00:07, CU 2nd-00:04.
Largest lead - SC by 20 1st-02:47, CU by 4 1st-13:14.
SC led for 31:55, CU led for 04:00. Game was tied for 04:05.

GAME 11



Official Basketball Box Score - Game Totals - Final Statistics
South Carolina vs St. John's
12/22/15 8:05 pm at Mohegan Sun Arena, Uncasville, CT

South Carolina 75 • 11-0

Table with columns: # Player, Total, 3-Ptr, Rebounds, FT, FT-A, PF, TP, A, TO, Blk, Stl, Min. Rows include Chatkevicius, L.; Carrera, Michael; Kacinas, Mindaugas; Thornwell, Sindarius; Dozier, PJ; Stroman, Marcus; Notice, Duane; McKie, Justin; Cobb, Eric; Silva, Chris; Team.

FG % 1st Half: 15-31 48.4% 2nd Half: 12-26 46.2% Game: 27-57 47.4%
3FG % 1st Half: 5-9 55.6% 2nd Half: 2-4 50.0% Game: 7-13 53.8%
FT % 1st Half: 5-9 55.6% 2nd Half: 9-10 90.0% Game: 14-19 73.7%

St. John's 61 • 7-6

Table with columns: # Player, Total, 3-Ptr, Rebounds, FT, FT-A, PF, TP, A, TO, Blk, Stl, Min. Rows include Jones, Christian; Sima, Yankuba; Moustini, Federico; Johnson, Durand; Mvujika, Ron; Ellison, Malik; Alibegovic, Amar; Yakwe, Kassoum; Team.

FG % 1st Half: 14-26 53.8% 2nd Half: 8-23 34.8% Game: 22-49 44.5%
3FG % 1st Half: 3-10 30.0% 2nd Half: 2-10 20.0% Game: 5-20 25.0%
FT % 1st Half: 3-10 30.0% 2nd Half: 9-17 52.9% Game: 12-27 44.4%

Officials: Mike Stephens (R), Mike Nance, Joe Lindsay
Technical fouls: South Carolina-None, St. John's-None.
Attendance: 2355

Score by periods table for Game 11: South Carolina (40, 35, 75), St. John's (34, 27, 61). Includes points, paint, 2nd chance, fast break, and bench scores.

Last FG - SC 2nd-02:53, SJU 2nd-03:53.
Largest lead - SC by 18 2nd-06:17, SJU by 6 1st-13:56.
SC led for 29:05, SJU led for 07:18. Game was tied for 03:17.

GAME #12 - VS. FRANCIS MARION - WEDNESDAY, DEC. 30, 2015 - GAMECOCK BASKETBALL



#24 - MICHAEL CARRERA

SENIOR | FORWARD | 6'5" | 214 | 3 LETTERS

ANZOÁTEGUI, VENEZUELA/MONTROSE CHRISTIAN SCHOOL

SEASON NOTABLES

- Team's top returning rebounder after collecting 5.7 per game last season
- Has led the team in rebounding all three of his seasons at South Carolina, including a career high 7.2 per game during his rookie season (2012-13)
- Scored five points and collected three rebounds before fouling out of exhibition vs. Allen
- Tallied four points and collected six rebounds in season opener vs. Norfolk State
- Scored eight points with six rebounds in just 15 minutes against Oral Roberts
- Led team with four assists vs. DePaul, adding seven points and seven rebounds in 27 minutes
- Posted a season high with 17 points, adding four rebounds and two blocks in win vs. Hofstra
- Came a rebound shy of a double-double against Tulsa, with 16 points and nine rebounds in 29 minutes
- Third-straight game with double-figures, scoring 13 with four assists and a team high three steals vs. Lipscomb
- Scored nine of his 16 points against Western Carolina during a game-changing 19-0 run in the first half
- Led the team with a season-high 19 points in a win over USF, with three steals over 32 minutes
- Reached double figures in scoring for the fifth-straight game, scoring 10 with a pair of blocks vs. Drexel
- Passed 800 career points in the win over Clemson, highlighted by a pair of critical 3s in the first half
- Finished with his seventh career double-double after totaling 16 points with 12 rebounds against St. John's

CARRERA'S CAREER HIGHS

Points

Career 23, vs. LSU (Jan. 16, 2013)
 Season 19, vs. USF (Dec. 5, 2015)

Field Goals

Career 7, twice, last vs. Hofstra (Nov. 22, 2015)
 Season 7, vs. Hofstra (Nov. 22, 2015)

Field Goal Attempts

Career 13, twice, last vs. Texas A&M (March 2, 2013)
 Season 11, twice, last vs. USF (Dec. 5, 2015)

3-Point Field Goals

Career 3, 3x, last vs. St. John's (Dec. 22, 2015)
 Season 3, 3x, last vs. St. John's (Dec. 22, 2015)

3-Point Field Goal Attempts

Career 6, vs. USF (Dec. 5, 2015)
 Season 6, vs. USF (Dec. 5, 2015)

Free Throws

Career 9, vs. LSU (Jan. 16, 2013)
 Season 6, vs. USF (Dec. 5, 2015)

Free Throw Attempts

Career 10, vs. LSU (Jan. 16, 2013)
 Season 8, vs. USF (Dec. 5, 2015)

Rebounds

Career 15, vs. Milwaukee (Nov. 1, 2012)
 Season 12, vs. St. John's (Dec. 22, 2015)

Assists

Career 5, vs. Auburn (Jan. 12, 2013)
 Season 4, vs. DePaul (Nov. 20, 2015)

Blocks

Career 4, twice, last vs. Alabama (Feb. 15, 2014)
 Season 2, 3x, last vs. Drexel (Dec. 15, 2015)

Steals

Career 4, at Texas A&M (Jan. 15, 2014)
 Season 3, twice, last vs. USF (Dec. 5, 2015)

Minutes Played

Career 36, vs. LSU (Jan. 16, 2013)
 Season 32, vs. USF (Dec. 5, 2015)

2015-16

Opponent	Date	GS	Min	FG-FGA	Pct	3FG-3FGA	Pct	FT-FTA	Pct	Off	Def	Tot	Avg	PF	FO	A	TO	Blk	Stl	Pts	Avg
Norfolk State	11/14/15	*	26	1-8	.125	1-4	.250	1-2	.500	1	5	6	6.0	1	0	1	2	1	1	4	4.0
Oral Roberts	11/16/15	*	15	3-5	.600	0-0	.000	2-2	1.000	2	4	6	6.0	3	0	2	0	0	1	8	6.0
vs. DePaul	11/20/15	*	27	2-3	.667	1-1	1.000	2-2	1.000	2	5	7	6.3	3	0	4	1	0	0	7	6.3
vs. Hofstra	11/22/15	*	27	7-11	.636	2-2	1.000	1-2	.500	1	3	4	5.8	3	0	1	1	2	0	17	9.0
vs. Tulsa	11/23/15	*	29	6-10	.600	1-2	.500	3-4	.750	4	5	9	6.4	4	0	2	0	0	0	16	10.4
Lipscomb	11/27/15	*	21	4-6	.667	2-3	.667	3-3	1.000	1	3	4	6.0	4	0	1	3	1	3	13	10.8
Western Carolina	11/30/15	*	26	4-7	.571	3-4	.750	5-5	1.000	0	2	2	5.4	1	0	2	2	2	2	16	11.6
USF	12/5/15	*	32	5-11	.455	3-6	.500	6-8	.750	0	7	7	5.6	2	0	1	3	1	3	19	12.5
Drexel	12/15/15	*	19	4-6	.667	0-0	.000	2-3	.667	0	3	3	5.3	4	0	0	0	2	1	10	12.2
at Clemson	12/18/15	*	27	5-9	.556	2-3	.667	2-2	1.000	4	2	6	5.4	3	0	1	1	1	0	14	12.4
vs. St. John's	12/22/15	*	30	6-10	.600	3-4	.750	1-1	1.000	3	9	12	6.0	4	0	3	2	0	1	16	12.7
Francis Marion	12/30/15																				
Memphis	1/2/16																				
at Auburn	1/5/16																				
Vanderbilt	1/9/16																				
at Alabama	1/13/16																				
Missouri	1/16/16																				
at Ole Miss	1/19/16																				
at Tennessee	1/23/16																				
Mississippi State	1/26/16																				
Alabama	1/30/16																				
at Georgia	2/2/16																				
Texas A&M	2/6/16																				
LSU	2/10/16																				
Kentucky	2/13/16																				
at Missouri	2/16/16																				
Florida	2/20/16																				
Tennessee	2/24/16																				
at Mississippi State	2/27/16																				
Georgia	3/3/16																				
at Arkansas	3/5/16																				

CAREER STATISTICS

Season	GP-GS	Min	Avg	FG	FGA	Pct	3FG	3FGA	Pct	FT	FTA	Pct	Off	Def	Tot	Avg	PF	FO	Ast	TO	Blk	Stl	Pts	Avg
2012-13	27-22	572	21.2	89	201	.443	7	20	.350	83	112	.741	80	115	195	7.2	85	5	17	51	17	9	268	9.9
2013-14	33-20	649	19.7	64	169	.379	7	30	.233	63	100	.630	76	110	186	5.6	87	1	17	38	32	26	198	6.0
2014-15	30-21	635	21.2	70	167	.419	12	39	.308	62	88	.705	65	107	172	5.7	88	3	12	32	20	12	214	7.1
2015-16	11-11	279	25.4	47	86	.547	18	29	.621	28	34	.824	18	48	66	6.0	32	0	18	15	10	12	140	12.7
Totals	101-74	2135	21.1	270	623	.433	44	118	.373	236	334	.707	239	380	619	6.1	292	9	64	136	79	59	820	8.1

CAREER SEC STATISTICS

Season	GP-GS	Min	Avg	FG	FGA	Pct	3FG	3FGA	Pct	FT	FTA	Pct	Off	Def	Tot	Avg	PF	FO	Ast	TO	Blk	Stl	Pts	Avg
2013	18-15	394	21.9	59	139	.424	5	15	.333	53	74	.716	54	77	131	7.3	57	4	11	32	8	8	176	9.8
2014	18-14	395	21.9	34	90	.378	3	13	.231	32	55	.582	49	69	118	6.6	52	1	9	18	19	16	103	5.7
2015	18-13	404	22.4	43	101	.426	7	24	.292	40	51	.784	46	69	107	6.4	54	2	9	21	12	6	133	7.4
Totals	54-42	1194	22.1	136	330	.412	15	52	.288	125	180	.694	149	215	364	6.7	163	7	29	71	39	30	412	7.6



#14 - LAIMONAS CHATKEVICIUS

SENIOR | FORWARD | 6'11" | 245 | 3 LETTERS

KLAIPEDA, LITHUANIA/SOUTH KENT SCHOOL (CONN.)

SEASON NOTABLES

- Put together best season of his career during junior campaign, nearly doubling season scoring average and more than doubling blocked shots
- 1.3 blocks per game as a junior ranked eighth in the SEC
- Tallied a double-double in exhibition vs. Allen with 12 points and 13 rebounds, including five offensive boards
- 13 points with four rebounds, one assist and one block in 21 minutes in the opener vs. Norfolk State
- Erupted for 19 second-half points to set a new career high of 27 in a win over Oral Roberts
- Seven points and five rebounds, including three offensive boards, in win vs. DePaul
- Tallied 17 points and five rebounds along with a team high three blocks in win vs. Hofstra
- Scored 17 points in 27 minutes of play against Tulsa in the Paradise Jam finale
- Led the team for the second-straight game, posting his fifth double-figure outing of the season with 17 points vs. Lipscomb; a perfect 7-of-7 from the floor vs. the Bisons
- Finished with three blocks to go with nine points against Drexel
- Scored in double figures for the first time since Nov. 27, finishing with 11 against St. John's

CHATKEVICIUS' CAREER HIGHS

Points

Career 27, vs. Oral Roberts (Nov. 16, 2015)
 Season 27, vs. Oral Roberts (Nov. 16, 2015)

Field Goals

Career 9, vs. Oral Roberts (Nov. 16, 2015)
 Season 9, vs. Oral Roberts (Nov. 16, 2015)

Field Goal Attempts

Career 14, twice, last vs. Hofstra (Nov. 22, 2015)
 Season 14, twice, last vs. Hofstra (Nov. 22, 2015)

3-Point Field Goals

Career 2, twice, last vs. Oral Roberts (Nov. 16, 2015)
 Season 2, vs. Oral Roberts (Nov. 16, 2015)

3-Point Field Goal Attempts

Career 3, vs. Oral Roberts (Nov. 16, 2015)
 Season 3, vs. Oral Roberts (Nov. 16, 2015)

Free Throws

Career 8, vs. Arkansas (March 13, 2014)
 Season 7, vs. Oral Roberts (Nov. 16, 2015)

Free Throw Attempts

Career 11, vs. Oral Roberts (Nov. 16, 2015)
 Season 11, vs. Oral Roberts (Nov. 16, 2015)

Rebounds

Career 13, vs. UNC Asheville (Nov. 26, 2014)
 Season 6, vs. Oral Roberts (Nov. 16, 2015)

Assists

Career 4, vs. Jacksonville (Dec. 7, 2012)
 Season 2, twice, last at Clemson (Dec. 18, 2015)

Blocks

Career 3, 8x, last vs. Drexel (Dec. 15, 2015)
 Season 3, twice, last vs. Drexel (Dec. 15, 2015)

Steals

Career 3, at Tennessee (Feb. 8, 2014)
 Season 2, twice, last vs. St. John's (Dec. 22, 2015)

Minutes Played

Career 35, vs. Mississippi State (Feb. 28, 2015)
 Season 28, vs. Hofstra (Nov. 22, 2015)

2015-16

Opponent	Date	GS	Min	FG-FGA	Pct	3FG-FGA	Pct	FT-FTA	Pct	Off	Def	Tot	Avg	PF	FO	A	TO	Blk	Stl	Pts	Avg
Norfolk State	11/14/15	*	21	5-8	.625	0-1	.000	3-3	1.000	3	1	4	4.0	2	0	1	0	1	0	13	13.0
Oral Roberts	11/16/15	*	25	9-14	.643	2-3	.667	7-11	.636	4	2	6	5.0	3	0	0	0	1	1	27	20.0
vs. DePaul	11/20/15	*	23	3-11	.272	0-1	.000	1-2	.500	3	2	5	5.0	3	0	0	1	1	0	7	15.7
vs. Hofstra	11/22/15	*	28	8-14	.571	0-0	.000	1-3	.333	3	2	5	5.0	1	0	1	0	3	1	17	16.0
vs. Tulsa	11/23/15	*	27	6-10	.600	1-1	1.000	4-4	1.000	0	3	3	4.6	4	0	0	0	1	1	17	16.2
Lipscomb	11/27/15	*	24	7-7	1.000	0-0	.000	3-3	1.000	1	2	3	4.3	3	0	1	2	1	1	17	16.3
Western Carolina	11/30/15	*	21	3-7	.429	0-0	.000	0-0	.000	1	4	5	4.4	2	0	1	2	1	0	6	14.9
USF	12/5/15	*	19	2-5	.400	0-1	.000	0-2	.000	1	4	5	4.5	2	0	2	1	0	2	4	13.5
Drexel	12/15/15	*	21	4-5	.800	1-2	.500	0-1	.000	1	2	3	4.3	3	0	1	3	3	0	9	13.0
at Clemson	12/18/15	*	20	1-2	.500	0-0	.000	2-3	.667	0	2	2	4.1	3	0	2	4	1	0	4	12.1
vs. St. John's	12/22/15	*	20	5-8	.625	1-1	1.000	0-0	.000	2	3	5	4.2	4	0	1	5	0	2	11	12.0
Francis Marion	12/30/15																				
Memphis	1/2/16																				
at Auburn	1/5/16																				
Vanderbilt	1/9/16																				
at Alabama	1/13/16																				
Missouri	1/16/16																				
at Ole Miss	1/19/16																				
at Tennessee	1/23/16																				
Mississippi State	1/26/16																				
Alabama	1/30/16																				
at Georgia	2/2/16																				
Texas A&M	2/6/16																				
LSU	2/10/16																				
Kentucky	2/13/16																				
at Missouri	2/16/16																				
Florida	2/20/16																				
Tennessee	2/24/16																				
at Mississippi State	2/27/16																				
Georgia	3/3/16																				
at Arkansas	3/5/16																				

CAREER STATISTICS

Season	GP-GS	Min	Avg	FG	FGA	Pct	3FG	3FGA	Pct	FT	FTA	Pct	Off	Def	Tot	Avg	PF	FO	Ast	TO	Blk	Stl	Pts	Avg
2012-13	23-10	304	13.2	38	85	.447	3	10	.300	22	36	.611	28	46	74	3.2	42	1	12	32	13	3	101	4.4
2013-14	33-1	426	12.9	65	121	.537	0	1	.000	29	42	.690	40	94	134	4.1	78	2	13	32	20	13	159	4.8
2014-15	33-26	753	22.8	118	237	.498	8	27	.296	40	55	.727	52	120	172	5.2	74	2	21	45	44	11	284	8.6
2015-16	11-11	249	22.6	53	91	.582	5	10	.500	21	32	.656	19	27	46	4.2	30	0	10	18	13	8	132	12.0
Totals	100-48	1732	17.3	274	534	.513	16	48	.333	112	165	.679	139	287	426	4.3	224	5	56	127	90	35	676	6.8

CAREER SEC STATISTICS

Season	GP-GS	Min	Avg	FG	FGA	Pct	3FG	3FGA	Pct	FT	FTA	Pct	Off	Def	Tot	Avg	PF	FO	Ast	TO	Blk	Stl	Pts	Avg
2013	15-10	214	14.3	23	59	.390	2	7	.286	19	28	.679	17	35	52	3.5	30	1	5	22	11	2	67	4.5
2014	18-1	241	13.4	36	64	.563	0	1	.000	10	17	.588	19	53	72	4.0	51	2	9	22	12	9	82	4.6
2015	18-16	418	23.2	57	125	.456	4	17	.235	21	29	.724	25	64	89	4.9	46	1	13	19	22	5	139	7.7
Totals	51-27	873	17.1	116	248	.468	6	25	.240	50	74	.676	61	152	213	4.2	127	4	27	63	45	16	288	5.6



#25 - MINDAUGAS KACINAS

SENIOR | FORWARD | 6'7" | 229 | 3 LETTERS

KLAIPEDA, LITHUANIA/WORD OF LIFE FIRE TRADITIONAL SCHOOL

SEASON NOTABLES

- Ranks seventh in Gamecock history in career field goal percentage (54.6%), after leading the team in the category the last two seasons
- Averaged 2.3 offensive rebounds per game as a junior
- DNP in exhibition vs. Allen due to lower back pain
- Earned the start in the opener vs. Norfolk State, posting eight points, with four rebounds and two assists in 28 minutes
- Recorded his fourth career double double in a win over Oral Roberts, leading the team with 13 rebounds to go with 12 points.
- Scored a career high with 23 points, while hitting career marks with 10 makes at the foul line on 13 attempts, to lead Gamecocks in win vs. DePaul
- Led the Gamecocks for the second straight game with 18 points and five rebounds in win vs. Hofstra at the Paradise Jam
- Scored 11 points with eight rebounds against Tulsa, and earned a spot on the Paradise Jam all-tournament team for his efforts through the week
- Another steady performance vs. Lipscomb, scoring 15 points with six rebounds and a block; hit 7-of-10 from the floor vs. the Bisons
- Recorded his fifth career double-double against Western Carolina, hitting 8-of-11 attempts with 11 rebounds
- Played a career-high 37 minutes against Clemson, scoring 10 points with four rebounds

KACINAS' CAREER HIGHS

Points

Career 23, vs. DePaul (Nov. 20, 2015)
 Season 23, vs. DePaul (Nov. 20, 2015)

Field Goals

Career 9, vs. Hofstra (Nov. 22, 2015)
 Season 9, vs. Hofstra (Nov. 22, 2015)

Field Goal Attempts

Career 13, vs. DePaul (Nov. 20, 2015)
 Season 13, vs. DePaul (Nov. 20, 2015)

3-Point Field Goals

Career 2, 3x, last vs. Western Carolina (Nov. 30, 2015)
 Season 2, vs. Western Carolina (Nov. 30, 2015)

3-Point Field Goal Attempts

Career 5, vs. DePaul (Nov. 20, 2015)
 Season 5, vs. DePaul (Nov. 20, 2015)

Free Throws

Career 10, vs. DePaul (Nov. 20, 2015)
 Season 10, vs. DePaul (Nov. 20, 2015)

Free Throw Attempts

Career 15, vs. DePaul (Nov. 20, 2015)
 Season 15, vs. DePaul (Nov. 20, 2015)

Rebounds

Career 14, vs. Longwood (Nov. 9, 2013)
 Season 13, vs. Oral Roberts (Nov. 16, 2015)

Assists

Career 3, 4x, last vs. Oklahoma St. (Dec. 6, 2014)
 Season 2, 5x, last vs. St. John's (Dec. 22, 2015)

Blocks

Career 3, vs. Appalachian State (Dec. 19, 2012)
 Season 2, vs. DePaul (Nov. 20, 2015)

Steals

Career 4, at Marshall (Dec. 1, 2014)
 Season 1, 4x, last vs. St. John's (Dec. 22, 2015)

Minutes Played

Career 37, at Clemson (Dec. 18, 2015)
 Season 37, at Clemson (Dec. 18, 2015)

2015-16

Opponent	Date	GS	Min	FG-FGA	Pct	3FG-FGA	Pct	FT-FTA	Pct	Off	Def	Tot	Avg	PF	FO	A	TO	Blk	Stl	Pts	Avg
Norfolk State	11/14/15	*	28	2-7	.285	1-3	.333	3-4	.750	3	1	4	4.0	2	0	2	1	0	0	8	8.0
Oral Roberts	11/16/15	*	33	4-10	.400	0-2	.000	4-4	1.000	6	7	13	8.5	2	0	2	2	1	0	12	10.0
vs. DePaul	11/20/15	*	33	6-13	.461	1-5	.200	10-15	.667	4	1	5	7.3	2	0	1	1	2	0	23	14.3
vs. Hofstra	11/22/15	*	31	9-10	.900	0-1	.000	0-1	.000	2	3	5	6.8	3	0	1	2	0	1	18	15.3
vs. Tulsa	11/23/15	*	32	4-6	.667	1-2	.500	2-4	.500	1	7	8	7.0	2	0	2	0	0	0	11	14.4
Lipscomb	11/27/15	*	30	7-10	.700	0-1	.000	1-2	.500	2	4	6	6.8	2	0	0	1	1	0	15	14.5
Western Carolina	11/30/15	*	26	8-11	.727	2-2	1.000	2-2	1.000	5	6	11	7.4	1	0	0	0	0	1	20	15.3
USF	12/5/15	*	28	4-4	1.000	0-0	.000	0-1	.000	2	1	3	6.9	2	0	1	2	0	1	8	14.4
Drexel	12/15/15	*	11	2-2	1.000	1-1	1.000	0-1	.000	0	2	2	6.3	3	0	0	1	0	0	5	13.3
at Clemson	12/18/15	*	37	4-10	.400	1-2	.500	1-1	1.000	0	4	4	6.1	1	0	2	0	0	0	10	13.0
vs. St. John's	12/22/15	*	33	3-7	.429	0-2	.00	0-2	.000	2	2	4	5.9	1	0	2	1	0	1	6	12.4
Francis Marion	12/30/15																				
Memphis	1/2/16																				
at Auburn	1/5/16																				
Vanderbilt	1/9/16																				
at Alabama	1/13/16																				
Missouri	1/16/16																				
at Ole Miss	1/19/16																				
at Tennessee	1/23/16																				
Mississippi State	1/26/16																				
Alabama	1/30/16																				
at Georgia	2/2/16																				
Texas A&M	2/6/16																				
LSU	2/10/16																				
Kentucky	2/13/16																				
at Missouri	2/16/16																				
Florida	2/20/16																				
Tennessee	2/24/16																				
at Mississippi State	2/27/16																				
Georgia	3/3/16																				
at Arkansas	3/5/16																				

CAREER STATISTICS

Season	GP-GS	Min	Avg	FG	FGA	Pct	3FG	3FGA	Pct	FT	FTA	Pct	Off	Def	Tot	Avg	PF	FO	Ast	TO	Blk	Stl	Pts	Avg
2012-13	31-9	606	19.5	57	110	.518	4	20	.200	34	50	.680	50	66	116	3.7	67	1	21	46	15	10	152	4.9
2013-14	34-27	818	24.1	70	126	.556	0	2	.000	50	77	.649	80	95	175	5.1	103	4	12	53	21	31	190	5.6
2014-15	33-0	710	21.5	74	132	.561	9	29	.310	43	59	.729	77	91	168	5.1	82	3	18	34	14	20	200	6.1
2015-16	11-11	322	29.3	53	90	.589	7	21	.333	23	37	.622	27	38	65	5.9	21	0	13	11	4	5	136	12.4
Totals	109-47	2456	22.5	254	458	.555	20	72	.278	150	223	.673	234	290	524	4.8	273	8	64	144	54	66	678	6.2

CAREER SEC STATISTICS

Season	GP-GS	Min	Avg	FG	FGA	Pct	3FG	3FGA	Pct	FT	FTA	Pct	Off	Def	Tot	Avg	PF	FO	Ast	TO	Blk	Stl	Pts	Avg
2013	17-4	255	15.0	16	40	.400	1	7	.143	11	16	.688	14	27	41	2.4	32	0	7	18	2	4	44	2.6
2014	18-11	382	21.2	34	57	.596	0	0	.000	24	36	.667	38	38	76	4.2	58	2	2	23	13	20	92	5.1
2015	18-0	375	20.8	40	72	.556	6	18	.333	19	30	.633	37	42	79	4.4	50	2	9	17	7	6	105	5.8
Totals	53-15	1012	19.1	90	169	.533	7	25	.280	54	82	.659	89	107	196	3.7	140	4	18	58	22	30	241	4.5



#20 - JUSTIN MCKIE

JUNIOR | GUARD | 6'4" | 197 | 2 LETTERS

COLUMBIA, S.C./IRMO

SEASON NOTABLES

- Put up career numbers in every major category as a sophomore, averaging 3.2 points and 1.8 rebounds in 11.3 minutes per game
- Tallied three points and three assists in exhibition vs. Allen
- Saw action in the opener vs. Norfolk State, scoring five points and collecting one rebound
- Played a season high 19 minutes vs. Lipscomb, scoring six points and dishing a career-high five assists

MCKIE'S CAREER HIGHS

Points

Career 12, at Marshall (Dec. 1, 2014)
 Season 6, vs. Lipscomb (Nov. 27, 2015)

Field Goals

Career 5, at Marshall (Dec. 1, 2014)
 Season 3, vs. Lipscomb (Nov. 27, 2015)

Field Goal Attempts

Career 8, at Marshall (Dec. 1, 2014)
 Season 6, twice, last vs. Lipscomb (Nov. 27, 2015)

3-Point Field Goals

Career 2, twice, last vs. UNC Asheville (Nov. 26, 2014)
 Season 1, vs. Norfolk State (Nov. 14, 2015)

3-Point Field Goal Attempts

Career 3, 3x, last vs. Oral Roberts (Nov. 16, 2015)
 Season 3, twice, last vs. Lipscomb (Nov. 27, 2015)

Free Throws

Career 4, vs. Florida (Jan. 7, 2015)
 Season 2, vs. Norfolk State (Nov. 14, 2015)

Free Throw Attempts

Career 4, twice, last vs. Florida (Jan. 7, 2015)
 Season 2, 3x, last vs. Drexel (Dec. 15, 2015)

Rebounds

Career 4, 6x, last vs. Miss. State (Feb. 28, 2015)
 Season 2, twice, last vs. USF (Dec. 5, 2015)

Assists

Career 5, vs. Lipscomb (Nov. 27, 2015)
 Season 5, vs. Lipscomb (Nov. 27, 2015)

Blocks

Career 1, vs. Oklahoma St. (Dec. 6, 2014)
 Season -

Steals

Career 2, vs. Oklahoma St. (Dec. 6, 2014)
 Season 1, vs. Lipscomb (Nov. 27, 2015)

Minutes Played

Career 23, vs. Miss. State (Feb. 28, 2015)
 Season 19, vs. Lipscomb (Nov. 27, 2015)

2015-16

Opponent	Date	GS	Min	FG-FGA	Pct	3FG-FGA	Pct	FT-FTA	Pct	Off	Def	Tot	Avg	PF	FO	A	TO	Blk	Stl	Pts	Avg
Norfolk State	11/14/15	3	1-2	.500	1-2	.500	2-2	1.000	0	1	1	1.0	0	0	0	0	0	0	0	5	5.0
Oral Roberts	11/16/15	12	0-6	.000	0-3	.000	0-0	.000	1	2	1.5	2	0	0	0	0	0	0	0	0	2.5
vs. DePaul	11/20/15	8	0-0	.000	0-0	.000	0-0	.000	0	1	1.3	0	0	0	0	0	0	0	0	0	1.7
vs. Hofstra	11/22/15	-	-	-	-	-	-	-	-	-	-	-	-	-	-	-	-	-	-	-	-
vs. Tulsa	11/23/15	2	0-0	.000	0-0	.000	0-0	.000	0	0	0	1.0	0	0	0	0	0	0	0	0	1.3
Lipscomb	11/27/15	19	3-6	.500	0-3	.000	0-0	.000	0	1	1	1.0	2	0	5	0	0	1	6	2.2	
Western Carolina	11/30/15	10	0-3	.000	0-1	.000	1-2	.500	0	0	0.8	1	0	4	0	0	0	0	1	2.0	
USF	12/5/15	7	0-0	.000	0-0	.000	0-0	.000	0	2	2	1.0	0	0	0	0	0	0	0	1.7	
Drexel	12/15/15	11	1-4	.250	0-1	.000	1-2	.500	1	0	1	1.0	2	0	1	0	0	0	3	1.9	
at Clemson	12/18/15	8	1-1	1.000	0-0	.000	0-0	.000	1	0	1	1.0	0	0	0	1	0	0	2	1.9	
vs. St. John's	12/22/15	1	0-0	.000	0-0	.000	0-0	.000	0	0	0	0.9	1	0	1	0	0	0	0	1.7	
Francis Marion	12/30/15																				
Memphis	1/2/16																				
at Auburn	1/5/16																				
Vanderbilt	1/9/16																				
at Alabama	1/13/16																				
Missouri	1/16/16																				
at Ole Miss	1/19/16																				
at Tennessee	1/23/16																				
Mississippi State	1/26/16																				
Alabama	1/30/16																				
at Georgia	2/2/16																				
Texas A&M	2/6/16																				
LSU	2/10/16																				
Kentucky	2/13/16																				
at Missouri	2/16/16																				
Florida	2/20/16																				
Tennessee	2/24/16																				
at Mississippi State	2/27/16																				
Georgia	3/3/16																				
at Arkansas	3/5/16																				

CAREER STATISTICS

Season	GP-GS	Min	Avg	FG	FGA	Pct	3FG	3FGA	Pct	FT	FTA	Pct	Off	Def	Tot	Avg	PF	FO	Ast	TO	Blk	Stl	Pts	Avg
2013-14	17-0	80	4.7	3	17	.176	1	8	.125	2	4	.500	4	12	16	0.9	8	0	5	5	0	3	9	0.5
2014-15	25-0	282	11.3	26	67	.388	11	36	.306	18	23	.783	11	33	44	1.8	20	0	8	11	3	9	81	3.2
2015-16	10-0	81	8.1	6	22	.273	1	10	.100	4	6	.667	3	6	9	0.9	8	0	11	1	0	1	17	1.7
Totals	52-0	443	8.5	35	106	.330	13	54	.241	24	33	.727	18	51	69	1.3	36	0	24	17	3	13	107	2.1

CAREER SEC STATISTICS

Season	GP-GS	Min	Avg	FG	FGA	Pct	3FG	3FGA	Pct	FT	FTA	Pct	Off	Def	Tot	Avg	PF	FO	Ast	TO	Blk	Stl	Pts	Avg
2014	9-0	56	6.2	2	11	.182	1	5	.200	0	0	.000	1	9	10	1.1	7	0	5	5	0	2	5	0.6
2015	12-0	130	10.8	5	21	.238	2	11	.182	6	6	1.000	6	12	18	1.5	10	0	1	6	1	2	18	1.5
Totals	21-0	186	8.9	7	32	.219	3	16	.188	6	6	1.000	7	21	28	1.3	17	0	6	11	1	4	23	1.1



#10 - DUANE NOTICE

JUNIOR | GUARD | 6'2" | 218 | 2 LETTERS

WOODBIDGE, ONTARIO, CANADA/ST. THOMAS MORE

SEASON NOTABLES

- Is Carolina's top returning scorer after averaging 11.7 points per game last season, posting 20 double-figure scoring games, including three 20-point performances
- Also team's top returning threat from beyond the arc after hitting 36.3 percent of his attempts from 3 last season
- Scored three points, dished two assists in exhibition vs. Allen
- Scored a team high 14 points off the bench vs. Norfolk State, hitting three 3s and dishing three assists in 20 minutes
- Hit four 3-pointers and scored 18 points in a win over Oral Roberts
- Perfect 2-of-2 from 3-point range in win vs. DePaul, scoring 11 points, all in the first half
- Converted a career-high 7-of-10 attempts from the free throw line against Tulsa, finishing with 11 points
- Season high five assists to go along with 16 points and matched a career high with three steals in win vs. Lipscomb
- Went for 15 points in just 19 minutes off the bench against USE, converting 6-of-8 attempts from the field
- Hit a pair of critical 3-pointers in the second half of the team's win over Clemson, finishing with 10 points
- Scored 20 points off the bench against St. John's, hitting 7-of-10 field goals in 28 minutes

NOTICE'S CAREER HIGHS

Points

Career 27, at Marshall (Dec. 1, 2014)
Season 20, vs. St. John's (Dec. 22, 2015)

Field Goals

Career 10, at Marshall (Dec. 1, 2014)
Season 7, vs. St. John's (Dec. 22, 2015)

Field Goal Attempts

Career 18, twice, last at LSU (Jan. 28, 2015)
Season 16, vs. Lipscomb (Nov. 27, 2015)

3-Point Field Goals

Career 5, vs. Clemson (Dec. 20, 2014)
Season 4, vs. Oral Roberts (Nov. 16, 2015)

3-Point Field Goal Attempts

Career 11, twice, last at Alabama (Feb. 24, 2015)
Season 7, vs. Oral Roberts (Nov. 16, 2015)

Free Throws

Career 7, twice, last vs. Tulsa (Nov. 23, 2015)
Season 7, vs. Tulsa (Nov. 23, 2015)

Free Throw Attempts

Career 10, twice, last vs. Tulsa (Nov. 23, 2015)
Season 7, vs. Tulsa (Nov. 23, 2015)

Rebounds

Career 8, vs. Auburn (March 12, 2014)
Season 5, vs. Lipscomb (Nov. 27, 2015)

Assists

Career 8, vs. SC State (Jan. 3, 2014)
Season 5, vs. Lipscomb (Nov. 27, 2015)

Blocks

Career 1, 8x, vs. Lipscomb (Nov. 27, 2015)
Season 1, vs. Lipscomb (Nov. 27, 2015)

Steals

Career 3, 4x, last, vs. Lipscomb (Nov. 27, 2015)
Season 3, vs. Lipscomb (Nov. 27, 2015)

Minutes Played

Career 40, vs. Texas A&M (Feb. 21, 2015)
Season 29, vs. Tulsa (Nov. 23, 2015)

2015-16

Opponent	Date	GS	Min	FG-FGA	Pct	3FG-FGA	Pct	FT-FTA	Pct	Off	Def	Tot	Avg	PF	FO	A	TO	Blk	Stl	Pts	Avg
Norfolk State	11/14/15		20	4-11	.364	3-6	.500	3-3	1.000	1	2	3	3.0	3	0	3	0	0	0	14	14.0
Oral Roberts	11/16/15		27	6-12	.500	4-7	.571	2-2	1.000	1	3	4	3.5	1	0	0	1	0	2	18	16.0
vs. DePaul	11/20/15		23	3-8	.375	2-2	1.000	3-4	.750	1	1	2	3.0	2	0	3	1	0	1	11	14.3
vs. Hofstra	11/22/15		25	2-7	.285	1-2	.500	2-2	1.000	1	0	1	2.5	0	0	3	0	0	1	7	12.5
vs. Tulsa	11/23/15		29	2-7	.285	0-1	.000	7-10	.700	0	0	0	2.0	0	0	1	1	0	0	11	12.2
Lipscomb	11/27/15		24	5-16	.312	2-6	.333	4-5	.800	2	3	5	2.5	2	0	5	0	1	3	16	12.8
Western Carolina	11/30/15		12	3-6	.500	1-4	.250	0-0	.000	0	0	0	2.1	2	0	0	2	0	0	7	12.0
USE	12/5/15		19	6-8	.750	2-4	.500	1-1	1.000	0	3	3	2.3	0	0	2	1	0	1	15	12.4
Drexel	12/15/15		19	2-6	.333	0-3	.000	1-2	.500	1	1	2	2.2	0	0	0	2	0	1	5	11.6
at Clemson	12/18/15		23	3-10	.300	3-7	.429	1-2	.500	0	2	2	2.1	1	0	1	1	0	0	10	11.4
vs. St. John's	12/22/15		28	7-10	.700	2-2	1.000	4-5	.800	0	0	0	2.0	2	0	1	2	0	2	20	12.2
Francis Marion	12/30/15																				
Memphis	1/2/16																				
at Auburn	1/5/16																				
Vanderbilt	1/9/16																				
at Alabama	1/13/16																				
Missouri	1/16/16																				
at Ole Miss	1/19/16																				
at Tennessee	1/23/16																				
Mississippi State	1/26/16																				
Alabama	1/30/16																				
at Georgia	2/2/16																				
Texas A&M	2/6/16																				
LSU	2/10/16																				
Kentucky	2/13/16																				
at Missouri	2/16/16																				
Florida	2/20/16																				
Tennessee	2/24/16																				
at Mississippi State	2/27/16																				
Georgia	3/3/16																				
at Arkansas	3/5/16																				

CAREER STATISTICS

Season	GP-GS	Min	Avg	FG	FGA	Pct	3FG	3FGA	Pct	FT	FTA	Pct	Off	Def	Tot	Avg	PF	FO	Ast	TO	Blk	Stl	Pts	Avg
2013-14	34-22	856	25.2	90	237	.380	21	58	.362	78	116	.672	35	64	99	2.9	72	2	99	89	4	20	279	8.2
2014-15	33-33	987	29.9	127	337	.377	61	168	.363	72	91	.791	20	67	87	2.6	61	0	89	60	4	29	387	11.7
2015-16	11-0	249	22.6	43	101	.426	20	44	.455	28	36	.778	7	15	22	2.0	13	0	19	11	1	11	134	12.2
Totals	78-55	2092	26.8	260	675	.386	102	270	.378	178	243	.733	62	146	208	2.7	146	2	207	160	9	60	800	10.3

CAREER SEC STATISTICS

Season	GP-GS	Min	Avg	FG	FGA	Pct	3FG	3FGA	Pct	FT	FTA	Pct	Off	Def	Tot	Avg	PF	FO	Ast	TO	Blk	Stl	Pts	Avg
2014	18-14	516	28.7	48	133	.361	8	30	.267	46	71	.648	19	34	53	2.9	41	1	50	58	1	11	150	8.3
2015	17-17	511	30.1	58	184	.315	31	98	.316	24	33	.727	11	33	44	2.6	33	0	43	28	2	10	171	10.1
Totals	35-31	1027	29.3	106	317	.334	39	128	.305	70	104	.673	30	67	97	2.8	74	1	93	86	3	21	321	9.2



#0 - SINDARIUS THORNWELL

JUNIOR | GUARD | 6'5" | 215 | 2 LETTERS

LANCASTER, S.C./OAK HILL ACADEMY (WILSON, VA.)

SEASON NOTABLES

- Enters this season healthy after dealing with knee tendonitis last season
- Has 821 career points entering his junior campaign
- Has scored in double figures in 45 of his 67 career games, including nine 20-point performances
- Led all scorers with 17 points, while collecting three rebounds in exhibition vs. Allen
- Along with Notice, led the team with 14 points, hitting a three and posting a 7-of-9 effort from the free throw line, while also dishing two assists with three steals in opener vs. Norfolk State
- Passed out seven assists without committing a turnover in a win over Oral Roberts
- Posted fourth-career double-double with 10 points and a team high 10 rebounds in win vs. DePaul; also collected two steals vs. the Blue Demons
- 14 points on 4-of-8 shooting vs. Hofstra, also pulled down team high nine rebounds with a team best six assists vs. the Pride
- Scored season highs with 16 points with five steals in the Paradise Jam championship against Tulsa, and earned tournament MVP honors
- Came two rebounds shy of a double-double against Western Carolina, adding in 10 points and three assists
- Hit a season-high six field goals against USF, finishing with 15 points
- Scored 13 points with five assists and four rebounds against Drexel
- Pulled down nine rebounds and lit up the arena with a momentum-swinging dunk against Clemson

THORNWELL'S CAREER HIGHS

Points

Career 26, at Georgia (Jan. 22, 2014)

Season 16, vs. Tulsa (Nov. 23, 2015)

Field Goals

Career 9, 2x, last at Mississippi State (March 8, 2014)

Season 6, vs. USF (Dec. 5, 2015)

Field Goal Attempts

Career 24, vs. Charlotte (Nov. 21, 2014)

Season 15, vs. Oral Roberts (Nov. 16, 2015)

3-Point Field Goals

Career 4, twice, last vs. Missouri (March 11, 2015)

Season 2, 4x, last vs. Drexel (Dec. 15, 2015)

3-Point Field Goal Attempts

Career 10, twice, last vs. Charlotte (Nov. 21, 2014)

Season 7, vs. USF (Dec. 5, 2015)

Free Throws

Career 10, twice, last vs. Georgia (Feb. 22, 2014)

Season 7, vs. Norfolk State (Nov. 14, 2015)

Free Throw Attempts

Career 13, vs. Manhattan (Dec. 17, 2013)

Season 9, vs. Norfolk State (Nov. 14, 2015)

Rebounds

Career 11, 2x, last at Mississippi State (March 8, 2014)

Season 10, vs. DePaul (Nov. 20, 2015)

Assists

Career 9, vs. Auburn (Feb. 5, 2014)

Season 7, vs. Oral Roberts (Nov. 16, 2015)

Blocks

Career 2, 6x, last vs. North Carolina A&T (Dec. 30, 2014)

Season 1, at Clemson (Dec. 18, 2015)

Steals

Career 6, vs. UNC Asheville (Nov. 26, 2014)

Season 5, vs. Tulsa (Nov. 23, 2015)

Minutes Played

Career 40, vs. Georgia (Feb. 22, 2014)

Season 33, vs. Hofstra (Nov. 22, 2015)

2015-16

Opponent	Date	GS	Min	FG-FGA	Pct	3FG-FGA	Pct	FT-FTA	Pct	Off	Def	Tot	Avg	PF	FO	A	TO	Blk	Stl	Pts	Avg
Norfolk State	11/14/15	*	31	3-9	.333	1-3	.333	7-9	.778	0	4	4	4.0	2	0	2	3	0	3	14	14.0
Oral Roberts	11/16/15	*	32	3-15	.200	1-4	.250	4-6	.667	1	2	3	3.5	1	0	7	0	0	0	11	12.5
vs. DePaul	11/20/15	*	31	4-10	.400	0-1	.000	2-3	.667	3	7	10	5.7	3	0	3	3	0	2	10	11.7
vs. Hofstra	11/22/15	*	33	4-8	.500	0-2	.000	6-8	.750	1	8	9	6.5	1	0	6	0	0	0	14	12.3
vs. Tulsa	11/23/15	*	30	4-10	.400	2-4	.500	6-6	1.000	0	3	3	5.8	3	0	2	2	0	5	16	13.0
Lipscomb	11/27/15	*	30	0-5	.000	0-3	.000	2-4	.500	0	5	5	5.7	2	0	6	4	0	2	2	11.2
Western Carolina	11/30/15	*	25	3-12	.250	2-6	.333	2-2	1.000	2	6	8	6.0	0	0	3	3	0	2	10	11.0
USF	12/5/15	*	27	6-13	.462	2-7	.286	1-1	1.000	0	0	0	5.3	2	0	2	1	0	0	15	11.5
Drexel	12/15/15	*	28	4-8	.500	2-3	.667	3-4	.750	1	3	4	5.1	1	0	5	1	0	1	13	11.7
at Clemson	12/18/15	*	31	2-10	.200	1-6	.167	3-3	1.000	3	6	9	5.5	2	0	3	2	1	0	8	11.3
vs. St. John's	12/22/15	*	32	2-5	.400	1-3	.333	5-6	.833	1	3	4	5.4	2	0	3	2	0	0	10	11.2
Francis Marion	12/30/15																				
Memphis	1/2/16																				
at Auburn	1/5/16																				
Vanderbilt	1/9/16																				
at Alabama	1/13/16																				
Missouri	1/16/16																				
at Ole Miss	1/19/16																				
at Tennessee	1/23/16																				
Mississippi State	1/26/16																				
Alabama	1/30/16																				
at Georgia	2/2/16																				
Texas A&M	2/6/16																				
LSU	2/10/16																				
Kentucky	2/13/16																				
at Missouri	2/16/16																				
Florida	2/20/16																				
Tennessee	2/24/16																				
at Mississippi State	2/27/16																				
Georgia	3/3/16																				
at Arkansas	3/5/16																				

CAREER STATISTICS

Season	GP-GS	Min	Avg	FG	FGA	Pct	3FG	3FGA	Pct	FT	FTA	Pct	Off	Def	Tot	Avg	PF	FO	Ast	TO	Blk	Stl	Pts	Avg
2013-14	34-34	1007	29.6	143	370	.386	37	100	.370	131	178	.736	48	91	139	4.1	100	2	101	106	21	40	454	13.4
2014-15	33-33	1011	30.6	114	335	.340	38	142	.268	101	141	.716	50	111	161	4.9	83	3	73	71	11	43	367	11.1
2015-16	11-11	330	30.0	35	105	.333	12	42	.286	41	52	.788	12	47	59	5.4	19	0	42	21	1	16	123	11.2
Totals	78-78	2348	30.1	292	810	.360	87	284	.306	273	371	.736	110	249	359	4.6	202	5	216	198	33	98	944	12.1

CAREER SEC STATISTICS

Season	GP-GS	Min	Avg	FG	FGA	Pct	3FG	3FGA	Pct	FT	FTA	Pct	Off	Def	Tot	Avg	PF	FO	Ast	TO	Blk	Stl	Pts	Avg
2014	18-18	597	33.2	90	229	.393	21	60	.350	79	105	.752	29	56	85	4.7	55	2	72	75	13	21	280	15.6
2015	18-18	578	32.1	55	180	.306	23	83	.277	58	76	.763	24	52	76	4.2	47	2	39	44	3	19	191	10.6
Totals	36-36	1175	32.6	145	409	.355	44	143	.308	137	181	.757	53	108	161	4.5	102	4	111	119	16	40	471	13.1



#1 MARCUS STROMAN

SOPHOMORE | GUARD | 6'2" | 185 | 1 LETTER

COLUMBIA, S.C./KEENAN

SEASON NOTABLES

- Returns as team's top assist maker after posting 3.1 per game as a freshman last season
- Dished a team-high five assists and collected three steals in exhibition vs. Allen
- Scored five points, with three rebounds and two assists in 17 minutes off the bench vs. Norfolk State
- Scored season high seven points in win vs. DePaul
- DNP vs. Lipscomb due to an outside left quad strain
- Picked four steals in a win over Western Carolina, a new career high
- Pulled down a season-high five rebounds against Drexel

STROMAN'S CAREER HIGHS

Points

Career 10, twice, last at Arkansas (Feb. 3, 2015)

Season 7, vs. DePaul (Nov. 20, 2015)

Field Goals

Career 4, vs. Akron (Nov. 23, 2014)

Season 2, vs. DePaul (Nov. 20, 2015)

Field Goal Attempts

Career 9, at Arkansas (Feb. 3, 2015)

Season 6, vs. DePaul (Nov. 20, 2015)

3-Point Field Goals

Career 1, 3x last, vs. DePaul (Nov. 20, 2015)

Season 1, twice, last vs. DePaul (Nov. 20, 2015)

3-Point Field Goal Attempts

Career 3, 3x, last vs. DePaul (Nov. 20, 2015)

Season 3, vs. DePaul (Nov. 20, 2015)

Free Throws

Career 5, vs. Missouri (March 11, 2015)

Season 2, 4x, last vs. St. John's (Dec. 22, 2015)

Free Throw Attempts

Career 6, vs. Cornell (Nov. 20, 2014)

Season 4, twice, last vs. Drexel (Dec. 15, 2015)

Rebounds

Career 8, vs. Oklahoma St. (Dec. 6, 2014)

Season 5, vs. Drexel (Dec. 15, 2015)

Assists

Career 8, vs. Coker (Dec. 21, 2014)

Season 3, twice, last vs. USF (Dec. 5, 2015)

Blocks

Career 1, 6x, last vs. Drexel (Dec. 15, 2015)

Season 1, 3x, last vs. Drexel (Dec. 15, 2015)

Steals

Career 4, vs. Western Carolina (Nov. 30, 2015)

Season 4, vs. Western Carolina (Nov. 30, 2015)

Minutes Played

Career 29, vs. Florida (Jan. 7, 2015)

Season 22, vs. Oral Roberts (Nov. 16, 2015)

2015-16

Opponent	Date	GS	Min	FG-FGA	Pct	3FG-FGA	Pct	FT-FTA	Pct	Off	Def	Tot	Avg	PF	FO	A	TO	Blk	Stl	Pts	Avg
Norfolk State	11/14/15	17	1-1	1.000	1-1	1.000	2-4	.500	1	2	3	3.0	0	0	2	2	0	0	5	5.0	
Oral Roberts	11/16/15	22	0-3	.000	0-1	.000	0-0	.000	1	0	1	2.0	1	0	1	0	0	0	0	0	2.5
vs. DePaul	11/20/15	18	2-6	.333	1-3	.333	2-2	1.000	0	3	3	2.3	2	0	0	1	0	0	7	4.0	
vs. Hofstra	11/22/15	15	0-1	.000	0-0	.000	0-0	.000	1	0	1	2.0	4	0	2	0	0	1	0	3.0	
vs. Tulsa	11/23/15	19	1-1	1.000	0-0	.000	0-2	.000	0	2	2	2.0	1	0	1	3	0	0	2	2.8	
Lipscomb	11/27/15	-	-	-	-	-	-	-	DNP - Quad Injury												
Western Carolina	11/30/15	21	0-2	.000	0-0	.000	1-2	.500	0	3	3	2.2	0	0	3	3	1	4	1	2.5	
USF	12/5/15	10	1-1	1.000	0-0	.000	0-0	.000	1	2	3	2.3	0	0	3	1	1	0	2	2.4	
Drexel	12/15/15	16	0-1	.000	0-0	.000	2-4	.500	1	4	5	2.6	1	0	2	2	1	0	2	2.4	
at Clemson	12/18/15	10	0-1	.000	0-0	.000	0-0	.000	0	1	1	2.4	0	0	2	0	0	1	0	2.1	
vs. St. John's	12/22/15	16	0-2	.000	0-0	.000	2-2	1.000	1	0	1	2.3	2	0	2	0	0	1	2	2.1	
Francis Marion	12/30/15																				
Memphis	1/2/16																				
at Auburn	1/5/16																				
Vanderbilt	1/9/16																				
at Alabama	1/13/16																				
Missouri	1/16/16																				
at Ole Miss	1/19/16																				
at Tennessee	1/23/16																				
Mississippi State	1/26/16																				
Alabama	1/30/16																				
at Georgia	2/2/16																				
Texas A&M	2/6/16																				
LSU	2/10/16																				
Kentucky	2/13/16																				
at Missouri	2/16/16																				
Florida	2/20/16																				
Tennessee	2/24/16																				
at Mississippi State	2/27/16																				
Georgia	3/3/16																				
at Arkansas	3/5/16																				

CAREER STATISTICS

Season	GP-GS	Min	Avg	FG	FGA	Pct	3FG	3FGA	Pct	FT	FTA	Pct	Off	Def	Tot	Avg	PF	FO	Ast	TO	Blk	Stl	Pts	Avg
2014-15	28-0	573	20.5	39	104	.375	2	18	.111	41	63	.651	16	57	73	2.6	61	0	87	57	4	22	121	4.3
2015-16	10-0	164	16.4	5	19	.263	2	5	.400	9	14	.643	6	17	23	2.3	11	0	18	13	3	7	21	2.1
Totals	38-0	737	19.4	44	123	.358	4	23	.174	50	77	.649	22	74	96	2.5	72	0	105	70	7	29	142	3.7

CAREER SEC STATISTICS

Season	GP-GS	Min	Avg	FG	FGA	Pct	3FG	3FGA	Pct	FT	FTA	Pct	Off	Def	Tot	Avg	PF	FO	Ast	TO	Blk	Stl	Pts	Avg
2015	13-0	253	19.5	16	49	.327	1	11	.091	16	25	.640	5	17	22	1.7	31	0	34	24	2	10	49	3.8



#5 TEMARCUS BLANTON

R-FRESHMAN | GUARD | 6'5" | 215 | HS

LOCUST GROVE, GA./LUELLA

SEASON NOTABLES

- Returns after suffering a season-ending hip injury which required surgery during the 2014-15 preseason
- Scored seven points in just six minutes in exhibition vs. Allen
- Played seven minutes against Western Carolina, recording his first two career field goal attempts and a steal
- Scored his first career points in the win over USF, playing six minutes against the Bulls
- Hit both attempts from 3 against Drexel, his first made field goals at Carolina

BLANTON'S SEASON HIGHS

Points

6, vs. Drexel (Dec. 15, 2015)

Field Goals

2, vs. Drexel (Dec. 15, 2015)

Field Goal Attempts

2, twice, last vs. Drexel (Dec. 15, 2015)

3-Point Field Goals

2, vs. Drexel (Dec. 15, 2015)

3-Point Field Goal Attempts

2, vs. Drexel (Dec. 15, 2015)

Free Throws

2, vs. USF (Dec. 5, 2015)

Free Throw Attempts

2 vs. USF (Dec. 5, 2015)

Rebounds

1, twice, last vs. Drexel (Dec. 15, 2015)

Assists

1, twice, last vs. Western Carolina (Nov. 30, 2015)

Blocks

-

Steals

1, twice, last vs. USF (Dec. 5, 2015)

Minutes Played

7, vs. Western Carolina (Nov. 30, 2015)

2015-16

Opponent	Date	GS	Min	FG-FGA	Pct	3FG-FGA	Pct	FT-FTA	Pct	Off	Def	Tot	Avg	PF	FO	A	TO	Blk	Stl	Pts	Avg
Norfolk State	11/14/15	1	0-0	.000	0-0	.000	0-0	.000	0	0	0	0.0	1	0	1	0	0	0	0	0	0.0
Oral Roberts	11/16/15	1	0-0	.000	0-0	.000	0-0	.000	0	0	0	0.0	1	0	0	0	0	0	0	0	0.0
vs. DePaul	11/20/15	-	-	-	-	-	-	-	-	-	-	-	-	-	-	-	-	-	-	-	-
vs. Hofstra	11/22/15	-	-	-	-	-	-	-	-	-	-	-	-	-	-	-	-	-	-	-	-
vs. Tulsa	11/23/15	-	-	-	-	-	-	-	-	-	-	-	-	-	-	-	-	-	-	-	-
Lipscomb	11/27/15	5	0-0	.000	0-0	.000	0-0	.000	0	0	0	0.0	1	0	0	1	0	0	0	0	0.0
Western Carolina	11/30/15	7	0-2	.000	0-0	.000	0-0	.000	0	0	0	0.0	0	0	0	1	0	0	1	0	0.0
USF	12/5/15	6	0-1	.000	0-0	.000	2-2	1.000	0	1	1	0.2	0	0	0	0	0	0	1	2	0.4
Drexel	12/15/15	3	2-2	1.000	2-2	1.000	0-0	.000	0	1	1	0.3	0	0	0	0	0	0	0	6	1.3
at Clemson	12/18/15	-	-	-	-	-	-	-	-	-	-	-	-	-	-	-	-	-	-	-	-
vs. St. John's	12/22/15	-	-	-	-	-	-	-	-	-	-	-	-	-	-	-	-	-	-	-	-
Francis Marion	12/30/15																				
Memphis	1/2/16																				
at Auburn	1/5/16																				
Vanderbilt	1/9/16																				
at Alabama	1/13/16																				
Missouri	1/16/16																				
at Ole Miss	1/19/16																				
at Tennessee	1/23/16																				
Mississippi State	1/26/16																				
Alabama	1/30/16																				
at Georgia	2/2/16																				
Texas A&M	2/6/16																				
LSU	2/10/16																				
Kentucky	2/13/16																				
at Missouri	2/16/16																				
Florida	2/20/16																				
Tennessee	2/24/16																				
at Mississippi State	2/27/16																				
Georgia	3/3/16																				
at Arkansas	3/5/16																				

CAREER STATISTICS

Season	GP-GS	Min	Avg	FG	FGA	Pct	3FG	3FGA	Pct	FT	FTA	Pct	Off	Def	Tot	Avg	PF	FO	Ast	TO	Blk	Stl	Pts	Avg
2015-16	6-0	23	3.8	2	5	.400	2	3	.667	2	2	1.000	0	2	0	0.3	3	0	2	1	0	2	8	1.3

CAREER SEC STATISTICS

Season	GP-GS	Min	Avg	FG	FGA	Pct	3FG	3FGA	Pct	FT	FTA	Pct	Off	Def	Tot	Avg	PF	FO	Ast	TO	Blk	Stl	Pts	Avg
2016																								



#23 ERIC COBB

FRESHMAN | FORWARD | 6'9" | 296 | HS

JACKSONVILLE, FLA./ST. FRANCIS ACADEMY (BALTIMORE)

SEASON NOTABLES

- Noted as a true post player who has the ability to play with his back to the basket
- 4-star prospect by several outlets
- Led the team with 14 rebounds, while adding eight points in exhibition vs. Allen
- Saw action vs. Norfolk State, scored two points
- Earned extended playing time with an efficient day against Oral Roberts, with six points and three rebounds in 12 minutes
- Saw action vs. DePaul, collecting three rebounds
- Hit a pair of field goals in a win over Western Carolina
- Pulled down a season-best four rebounds against Drexel
- Provided a big boost off the bench vs. Clemson, with four points and a new season-high of five rebounds

COBB'S SEASON HIGHS

Points

6, vs. Oral Roberts (Nov. 16, 2015)

Field Goals

3, vs. Oral Roberts (Nov. 16, 2015)

Field Goal Attempts

4, vs. Western Carolina (Nov. 30, 2015)

3-Point Field Goals

-

3-Point Field Goal Attempts

-

Free Throws

-

Free Throw Attempts

2, vs. Western Carolina (Nov. 30, 2015)

Rebounds

5, vs. Clemson (Dec. 18, 2015)

Assists

1, vs. USF (Dec. 5, 2015)

Blocks

1, vs. Drexel (Dec. 15, 2015)

Steals

1, vs. Norfolk State (Nov. 14, 2015)

Minutes Played

12, twice, last vs. Drexel (Dec. 15, 2015)

2015-16

Opponent	Date	GS	Min	FG-FGA	Pct	3FG-FGA	Pct	FT-FTA	Pct	Off	Def	Tot	Avg	PF	FO	A	TO	Blk	Stl	Pts	Avg
Norfolk State	11/14/15		8	1-1	1.000	0-0	.000	0-1	.000	0	1	1	1.0	2	0	0	1	0	1	2	2.0
Oral Roberts	11/16/15		12	3-3	1.000	0-0	.000	0-0	.000	2	1	3	2.0	1	0	0	1	0	0	8	5.0
vs. DePaul	11/20/15		11	0-0	.000	0-0	.000	0-0	.000	0	3	3	2.3	0	0	0	0	0	0	0	2.7
vs. Hofstra	11/22/15		4	1-2	.500	0-0	.000	0-0	.000	0	0	0	1.8	1	0	0	0	0	0	2	2.5
vs. Tulsa	11/23/15		9	1-2	.500	0-0	.000	0-0	.000	0	3	3	2.0	4	0	0	2	0	0	2	2.4
Lipscomb	11/27/15		2	0-0	.000	0-0	.000	0-0	.000	0	1	1	1.8	0	0	0	0	0	0	0	2.0
Western Carolina	11/30/15		10	2-4	.500	0-0	.000	0-2	.000	1	0	1	1.7	0	0	0	1	0	0	4	2.3
USF	12/5/15		8	0-0	.000	0-0	.000	0-0	.000	0	1	1	1.6	1	0	1	1	0	0	0	2.0
Drexel	12/15/15		12	0-1	.000	0-0	.000	0-0	.000	0	4	4	1.9	2	0	0	1	1	0	0	1.8
at Clemson	12/18/15		11	2-2	1.000	0-0	.000	0-0	.000	2	3	5	2.2	2	0	0	1	0	0	4	1.9
vs. St. John's	12/22/15		6	0-0	.000	0-0	.000	0-0	.000	1	2	3	2.3	2	0	0	1	0	0	0	1.8
Francis Marion	12/30/15																				
Memphis	1/2/16																				
at Auburn	1/5/16																				
Vanderbilt	1/9/16																				
at Alabama	1/13/16																				
Missouri	1/16/16																				
at Ole Miss	1/19/16																				
at Tennessee	1/23/16																				
Mississippi State	1/26/16																				
Alabama	1/30/16																				
at Georgia	2/2/16																				
Texas A&M	2/6/16																				
LSU	2/10/16																				
Kentucky	2/13/16																				
at Missouri	2/16/16																				
Florida	2/20/16																				
Tennessee	2/24/16																				
at Mississippi State	2/27/16																				
Georgia	3/3/16																				
at Arkansas	3/5/16																				

CAREER STATISTICS

Season	GP-GS	Min	Avg	FG	FGA	Pct	3FG	3FGA	Pct	FT	FTA	Pct	Off	Def	Tot	Avg	PF	FO	Ast	TO	Blk	Stl	Pts	Avg
2015-16	11-0	93	8.5	10	15	.667	0	0	.000	0	3	.000	6	19	25	2.3	18	0	1	9	1	1	20	1.8

CAREER SEC STATISTICS

Season	GP-GS	Min	Avg	FG	FGA	Pct	3FG	3FGA	Pct	FT	FTA	Pct	Off	Def	Tot	Avg	PF	FO	Ast	TO	Blk	Stl	Pts	Avg
2016																								



#2 RAYMOND DOBY

FRESHMAN | FORWARD | 6'6" | 233 | HS

CAHOKIA, ILL./MONTROSE CHRISTIAN SCHOOL

SEASON NOTABLES

- 3-star prospect who will provide size and athleticism in the front court
- Collected one steal and one rebound in exhibition vs. Allen
- Played four minutes against Western Carolina, recording his first career block
- Played three minutes vs. Drexel

DOBY'S SEASON HIGHS

Points

-

Field Goals

-

Field Goal Attempts

1, vs. Lipscomb (Nov. 27, 2015)

3-Point Field Goals

-

3-Point Field Goal Attempts

-

Free Throws

-

Free Throw Attempts

-

Rebounds

1, vs. Lipscomb (Nov. 27, 2015)

Assists

-

Blocks

1, vs. Western Carolina (Nov. 30, 2015)

Steals

-

Minutes Played

4, vs. Western Carolina (Nov. 30, 2015)

2015-16

Opponent	Date	GS	Min	FG-FGA	Pct	3FG-FGA	Pct	FT-FTA	Pct	Off	Def	Tot	Avg	PF	FO	A	TO	Blk	Stl	Pts	Avg
Norfolk State	11/14/15	-	-	-	-	-	-	-	-	-DNP - Coach's Decision	-	-	-	-	-	-	-	-	-	-	-
Oral Roberts	11/16/15	1	0-0	.000	0-0	.000	0-0	.000	0-0	0	0	0	0.0	1	0	0	0	0	0	0	0.0
vs. DePaul	11/20/15	1	0-0	.000	0-0	.000	0-0	.000	0-0	0	0	0	0.0	3	0	0	0	0	0	0	0.0
vs. Hofstra	11/22/15	-	-	-	-	-	-	-	-	-DNP - Coach's Decision	-	-	-	-	-	-	-	-	-	-	-
vs. Tulsa	11/23/15	-	-	-	-	-	-	-	-	-DNP - Coach's Decision	-	-	-	-	-	-	-	-	-	-	-
Lipscomb	11/27/15	2	0-1	.000	0-0	.000	0-0	.000	0-0	0	1	1	0.3	0	0	0	0	0	0	0	0.0
Western Carolina	11/30/15	4	0-0	.000	0-0	.000	0-0	.000	0-0	0	0	0	0.3	0	0	0	0	1	0	0	0.0
USF	12/5/15	-	-	-	-	-	-	-	-	-DNP - Back Spasms-	-	-	-	-	-	-	-	-	-	-	-
Drexel	12/15/15	3	0-0	.000	0-0	.000	0-0	.000	0-0	0	0	0	0.2	0	0	0	1	0	0	0	0.0
at Clemson	12/18/15	-	-	-	-	-	-	-	-	-DNP - Coach's Decision	-	-	-	-	-	-	-	-	-	-	-
vs. St. John's	12/22/15	-	-	-	-	-	-	-	-	-DNP - Coach's Decision	-	-	-	-	-	-	-	-	-	-	-
Francis Marion	12/30/15																				
Memphis	1/2/16																				
at Auburn	1/5/16																				
Vanderbilt	1/9/16																				
at Alabama	1/13/16																				
Missouri	1/16/16																				
at Ole Miss	1/19/16																				
at Tennessee	1/23/16																				
Mississippi State	1/26/16																				
Alabama	1/30/16																				
at Georgia	2/2/16																				
Texas A&M	2/6/16																				
LSU	2/10/16																				
Kentucky	2/13/16																				
at Missouri	2/16/16																				
Florida	2/20/16																				
Tennessee	2/24/16																				
at Mississippi State	2/27/16																				
Georgia	3/3/16																				
at Arkansas	3/5/16																				

CAREER STATISTICS

Season	GP-GS	Min	Avg	FG	FGA	Pct	3FG	3FGA	Pct	FT	FTA	Pct	Off	Def	Tot	Avg	PF	FO	Ast	TO	Blk	Stl	Pts	Avg
2015-16	5-0	11	2.2	0	1	.000	0	0	.000	0	0	.000	0	1	1	0.2	4	0	0	2	1	0	0	0.0

CAREER SEC STATISTICS

Season	GP-GS	Min	Avg	FG	FGA	Pct	3FG	3FGA	Pct	FT	FTA	Pct	Off	Def	Tot	Avg	PF	FO	Ast	TO	Blk	Stl	Pts	Avg
2016																								



#15 PJ DOZIER

FRESHMAN | GUARD | 6'6" | 200 | HS

COLUMBIA, S.C./SPRING VALLEY

SEASON NOTABLES

- Highly-touted recruit and noted as one of the top point guards in the nation in his class
- Rated as the No. 19 overall prospect by ESPN.com
- 2015 McDonald's All-American and 2014-15 Gatorade Player of the Year in the State of South Carolina
- Dished four assists with two steals, seven points and seven rebounds in exhibition vs. Allen
- Earned the start in first-career game vs. Norfolk State, scored seven points with three assists, four rebounds and three steals in 21 minutes
- Seven points, with two rebounds and two steals in win vs. DePaul
- Best game of the season to date with 12 points and nine rebounds in 26 minutes vs. Hofstra
- Eight points with four assists in Paradise Jam Championship vs. Tulsa
- Scored 11 points and dished a season high five assists with six rebounds and a pair of steals vs. Lipscomb
- Picked up four steals to go with 12 points in 26 minutes against USF
- Led the team with 16 points, ten coming from the free throw line, in 24 minutes of action vs. Drexel
- Had his most efficient night of shooting as a Gamecock, scoring 13 points on 5-of-8 shooting vs. Clemson

DOZIER'S SEASON HIGHS

Points

16, vs. Drexel (Dec. 15, 2015)

Field Goals

5, 3x, last at Clemson (Dec. 18, 2015)

Field Goal Attempts

12, vs. USF (Dec. 5, 2015)

3-Point Field Goals

2, vs. Hofstra (Nov. 22, 2015)

3-Point Field Goal Attempts

3, vs. Lipscomb (Nov. 27, 2015)

Free Throws

10, vs. Drexel (Dec. 15, 2015)

Free Throw Attempts

16, vs. Drexel (Dec. 15, 2015)

Rebounds

9, vs. Hofstra (Nov. 22, 2015)

Assists

5, vs. Lipscomb (Nov. 27, 2015)

Blocks

2, vs. Oral Roberts (Nov. 16, 2015)

Steals

4, vs. USF (Dec. 5, 2015)

Minutes Played

27, at Clemson (Dec. 18, 2015)

2015-16

Opponent	Date	GS	Min	FG-FGA	Pct	3FG-FGA	Pct	FT-FTA	Pct	Off	Def	Tot	Avg	PF	FO	A	TO	Blk	Stl	Pts	Avg
Norfolk State	11/14/15	*	21	3-7	.428	1-2	.500	0-2	.000	1	3	4	4.0	3	0	3	1	0	3	7	7.0
Oral Roberts	11/16/15	*	12	0-3	.000	0-1	.000	0-0	.000	0	2	2	3.0	2	0	2	1	2	1	0	3.5
vs. DePaul	11/20/15	*	14	3-6	.500	0-0	.000	1-2	.500	1	1	2	2.7	2	0	0	2	0	2	7	4.7
vs. Hofstra	11/22/15	*	26	5-10	.500	2-2	1.000	0-1	.000	4	5	9	4.3	3	0	2	3	0	0	12	6.5
vs. Tulsa	11/23/15	*	17	3-6	.500	2-4	.500	0-0	.000	0	4	4	4.2	4	0	4	2	1	0	8	6.8
Lipscomb	11/27/15	*	23	5-11	.454	1-3	.333	0-2	.000	2	4	6	4.5	2	0	5	4	1	2	11	7.5
Western Carolina	11/30/15	*	12	0-3	.000	0-1	.000	0-0	.000	1	2	3	4.3	3	0	0	2	0	0	0	6.4
USF	12/5/15	*	26	4-12	.333	0-1	.000	4-6	.667	0	1	1	3.9	2	0	2	2	1	4	12	7.1
Drexel	12/15/15	*	24	3-6	.500	0-0	.000	10-16	.625	0	4	4	3.9	0	0	3	1	0	0	16	8.1
at Clemson	12/18/15	*	27	5-8	.625	1-1	1.000	2-3	.667	1	5	6	4.1	2	0	1	2	0	1	13	8.6
vs. St. John's	12/22/15	*	24	3-11	.273	0-1	.000	0-0	.000	0	3	3	4.0	2	0	1	3	1	2	6	8.4
Francis Marion	12/30/15																				
Memphis	1/2/16																				
at Auburn	1/5/16																				
Vanderbilt	1/9/16																				
at Alabama	1/13/16																				
Missouri	1/16/16																				
at Ole Miss	1/19/16																				
at Tennessee	1/23/16																				
Mississippi State	1/26/16																				
Alabama	1/30/16																				
at Georgia	2/2/16																				
Texas A&M	2/6/16																				
LSU	2/10/16																				
Kentucky	2/13/16																				
at Missouri	2/16/16																				
Florida	2/20/16																				
Tennessee	2/24/16																				
at Mississippi State	2/27/16																				
Georgia	3/3/16																				
at Arkansas	3/5/16																				

CAREER STATISTICS

Season	GP-GS	Min	Avg	FG	FGA	Pct	3FG	3FGA	Pct	FT	FTA	Pct	Off	Def	Tot	Avg	PF	FO	Ast	TO	Blk	Stl	Pts	Avg
2015-16	11-11	226	20.5	34	83	.410	7	16	.438	17	32	.531	10	34	44	4.0	25	0	23	23	6	15	92	8.4

CAREER SEC STATISTICS

Season	GP-GS	Min	Avg	FG	FGA	Pct	3FG	3FGA	Pct	FT	FTA	Pct	Off	Def	Tot	Avg	PF	FO	Ast	TO	Blk	Stl	Pts	Avg
2016																								



#4 JAMALL GREGORY

FRESHMAN | GUARD | 6'2" | 202 | HS

WASHINGTON, D.C./COOLIDGE

SEASON NOTABLES

- Very athletic guard who averaged 21 points per game during his senior season of high school
- Dished three assists in exhibition win vs. Allen
- Showed off his leaping ability to score his first points as a Gamecock, adding a pair of rebounds in a win over Western Carolina
- Played three minutes vs. Drexel, hitting a free throw and passing out his first collegiate assist

GREGORY'S SEASON HIGHS

Points

2, vs. Western Carolina (Nov. 30, 2015)

Field Goals

1, vs. Western Carolina (Nov. 30, 2015)

Field Goal Attempts

2, vs. Western Carolina (Nov. 30, 2015)

3-Point Field Goals

-

3-Point Field Goal Attempts

-

Free Throws

1, vs. Drexel (Dec. 15, 2015)

Free Throw Attempts

2, vs. Drexel (Dec. 15, 2015)

Rebounds

2, vs. Western Carolina (Nov. 30, 2015)

Assists

1, vs. Drexel (Dec. 15, 2015)

Blocks

-

Steals

1, vs. Drexel (Dec. 15, 2015)

Minutes Played

7, vs. Western Carolina (Nov. 30, 2015)

2015-16


Opponent	Date	GS	Min	FG-FGA	Pct	3FG-FGA	Pct	FT-FTA	Pct	Off	Def	Tot	Avg	PF	FO	A	TO	Blk	Stl	Pts	Avg
Norfolk State	11/14/15	-	-	-	-	-	-	-	-	-DNP - Coach's Decision	-	-	-	-	-	-	-	-	-	-	-
Oral Roberts	11/16/15	1	0-0	.000	0-0	.000	0-0	.000	0	1	1	1.0	0	0	0	0	0	0	0	0	0.0
vs. DePaul	11/20/15	1	0-0	.000	0-0	.000	0-0	.000	0	0	0	0.5	0	0	0	0	0	0	0	0	0.0
vs. Hofstra	11/22/15	-	-	-	-	-	-	-	-	-DNP - Coach's Decision	-	-	-	-	-	-	-	-	-	-	-
vs. Tulsa	11/23/15	-	-	-	-	-	-	-	-	-DNP - Coach's Decision	-	-	-	-	-	-	-	-	-	-	-
Lipscomb	11/27/15	2	0-0	.000	0-0	.000	0-0	.000	0	0	0	0.3	1	0	0	1	0	0	0	0	0.0
Western Carolina	11/30/15	7	1-2	.500	0-0	.000	0-0	.000	1	1	2	0.8	0	0	0	2	0	0	2	0.5	
USF	12/5/15	-	-	-	-	-	-	-	-	-	-	-	-	-	-	-	-	-	-	-	-
Drexel	12/15/15	3	0-0	.000	0-0	.00	1-2	.500	0	1	1	0.6	0	0	1	0	0	1	1	0.6	
at Clemson	12/18/15	-	-	-	-	-	-	-	-	-DNP - Coach's Decision	-	-	-	-	-	-	-	-	-	-	-
vs. St. John's	12/22/15	-	-	-	-	-	-	-	-	-DNP - Coach's Decision	-	-	-	-	-	-	-	-	-	-	-
Francis Marion	12/30/15																				
Memphis	1/2/16																				
at Auburn	1/5/16																				
Vanderbilt	1/9/16																				
at Alabama	1/13/16																				
Missouri	1/16/16																				
at Ole Miss	1/19/16																				
at Tennessee	1/23/16																				
Mississippi State	1/26/16																				
Alabama	1/30/16																				
at Georgia	2/2/16																				
Texas A&M	2/6/16																				
LSU	2/10/16																				
Kentucky	2/13/16																				
at Missouri	2/16/16																				
Florida	2/20/16																				
Tennessee	2/24/16																				
at Mississippi State	2/27/16																				
Georgia	3/3/16																				
at Arkansas	3/5/16																				

CAREER STATISTICS

Season	GP-GS	Min	Avg	FG	FGA	Pct	3FG	3FGA	Pct	FT	FTA	Pct	Off	Def	Tot	Avg	PF	FO	Ast	TO	Blk	Stl	Pts	Avg
2015-16	5-0	14	2.8	1	2	.500	0	0	.000	1	2	.500	1	2	3	0.8	0	0	1	2	0	1	3	0.6

CAREER SEC STATISTICS

Season	GP-GS	Min	Avg	FG	FGA	Pct	3FG	3FGA	Pct	FT	FTA	Pct	Off	Def	Tot	Avg	PF	FO	Ast	TO	Blk	Stl	Pts	Avg
2016																								



#31 JARRELL HOLLIMAN

R-SOPHOMORE | FORWARD | 6'7" | 200 | HS

ALPHARETTA, GA./ALPHARETTA/ELMHURST COLLEGE

SEASON NOTABLES

- Walk-on transfer from Elmhurst College
- Saw action in two games at Elmhurst
- Scored two points and collected one steal in exhibition vs. Allen
- Played two minutes against Western Carolina

HOLLIMAN'S SEASON HIGHS

Points

-

Field Goals

-

Field Goal Attempts

-

3-Point Field Goals

-

3-Point Field Goal Attempts

-

Free Throws

-

Free Throw Attempts

-

Rebounds

-

Assists

-

Blocks

-

Steals

-

Minutes Played

2, vs. Western Carolina (Nov. 30, 2015)

2015-16

Opponent	Date	GS	Min	FG-FGA	Pct	3FG-FGA	Pct	FT-FTA	Pct	Off	Def	Tot	Avg	PF	FO	A	TO	Blk	Stl	Pts	Avg
Norfolk State	11/14/15	-	-	-	-	-	-	-	-	-DNP - Coach's Decision	-	-	-	-	-	-	-	-	-	-	-
Oral Roberts	11/16/15	1	0-0	.000	0-0	.000	0-0	.000	0-0	0	0	0	0.0	0	0	0	0	0	0	0	0.0
vs. DePaul	11/20/15	-	-	-	-	-	-	-	-	-DNP - Coach's Decision	-	-	-	-	-	-	-	-	-	-	-
vs. Hofstra	11/22/15	-	-	-	-	-	-	-	-	-DNP - Coach's Decision	-	-	-	-	-	-	-	-	-	-	-
vs. Tulsa	11/23/15	-	-	-	-	-	-	-	-	-DNP - Coach's Decision	-	-	-	-	-	-	-	-	-	-	-
Lipscomb	11/27/15	-	-	-	-	-	-	-	-	-DNP - Coach's Decision	-	-	-	-	-	-	-	-	-	-	-
Western Carolina	11/30/15	2	0-0	.000	0-0	.000	0-0	.000	0-0	0	0	0	0.0	0	0	0	1	0	0	0	0.0
USF	12/5/15	-	-	-	-	-	-	-	-	-DNP - Coach's Decision	-	-	-	-	-	-	-	-	-	-	-
Drexel	12/15/15	-	-	-	-	-	-	-	-	-DNP - Coach's Decision	-	-	-	-	-	-	-	-	-	-	-
at Clemson	12/18/15	-	-	-	-	-	-	-	-	-DNP - Coach's Decision	-	-	-	-	-	-	-	-	-	-	-
vs. St. John's	12/22/15	-	-	-	-	-	-	-	-	-DNP - Coach's Decision	-	-	-	-	-	-	-	-	-	-	-
Francis Marion	12/30/15	-	-	-	-	-	-	-	-	-	-	-	-	-	-	-	-	-	-	-	-
Memphis	1/2/16	-	-	-	-	-	-	-	-	-	-	-	-	-	-	-	-	-	-	-	-
at Auburn	1/5/16	-	-	-	-	-	-	-	-	-	-	-	-	-	-	-	-	-	-	-	-
Vanderbilt	1/9/16	-	-	-	-	-	-	-	-	-	-	-	-	-	-	-	-	-	-	-	-
at Alabama	1/13/16	-	-	-	-	-	-	-	-	-	-	-	-	-	-	-	-	-	-	-	-
Missouri	1/16/16	-	-	-	-	-	-	-	-	-	-	-	-	-	-	-	-	-	-	-	-
at Ole Miss	1/19/16	-	-	-	-	-	-	-	-	-	-	-	-	-	-	-	-	-	-	-	-
at Tennessee	1/23/16	-	-	-	-	-	-	-	-	-	-	-	-	-	-	-	-	-	-	-	-
Mississippi State	1/26/16	-	-	-	-	-	-	-	-	-	-	-	-	-	-	-	-	-	-	-	-
Alabama	1/30/16	-	-	-	-	-	-	-	-	-	-	-	-	-	-	-	-	-	-	-	-
at Georgia	2/2/16	-	-	-	-	-	-	-	-	-	-	-	-	-	-	-	-	-	-	-	-
Texas A&M	2/6/16	-	-	-	-	-	-	-	-	-	-	-	-	-	-	-	-	-	-	-	-
LSU	2/10/16	-	-	-	-	-	-	-	-	-	-	-	-	-	-	-	-	-	-	-	-
Kentucky	2/13/16	-	-	-	-	-	-	-	-	-	-	-	-	-	-	-	-	-	-	-	-
at Missouri	2/16/16	-	-	-	-	-	-	-	-	-	-	-	-	-	-	-	-	-	-	-	-
Florida	2/20/16	-	-	-	-	-	-	-	-	-	-	-	-	-	-	-	-	-	-	-	-
Tennessee	2/24/16	-	-	-	-	-	-	-	-	-	-	-	-	-	-	-	-	-	-	-	-
at Mississippi State	2/27/16	-	-	-	-	-	-	-	-	-	-	-	-	-	-	-	-	-	-	-	-
Georgia	3/3/16	-	-	-	-	-	-	-	-	-	-	-	-	-	-	-	-	-	-	-	-
at Arkansas	3/5/16	-	-	-	-	-	-	-	-	-	-	-	-	-	-	-	-	-	-	-	-

CAREER STATISTICS

Season	GP-GS	Min	Avg	FG	FGA	Pct	3FG	3FGA	Pct	FT	FTA	Pct	Off	Def	Tot	Avg	PF	FO	Ast	TO	Blk	Stl	Pts	Avg
2015-16	2-0	3	1.5	0	0	.000	0	0	.000	0	0	.000	0	0	0	0.0	0	0	0	1	0	0	0	0.0

CAREER SEC STATISTICS

Season	GP-GS	Min	Avg	FG	FGA	Pct	3FG	3FGA	Pct	FT	FTA	Pct	Off	Def	Tot	Avg	PF	FO	Ast	TO	Blk	Stl	Pts	Avg
2016	-	-	-	-	-	-	-	-	-	-	-	-	-	-	-	-	-	-	-	-	-	-	-	-



#21 JOHN RAGIN

FRESHMAN | GUARD | 6'2" | 177 | HS

EASTOVER, S.C./CARDINAL NEWMAN

SEASON NOTABLES

- Walk-on from Cardinal Newman High School in Columbia
- Named all-state, all-region, all-conference during his senior season of high school
- Collected two rebounds in exhibition vs. Allen
- Saw his first playing time of the regular season in a win over Western Carolina
- Played down the stretch against USF

RAGIN'S SEASON HIGHS

Points

-

Field Goals

-

Field Goal Attempts

1, twice, last vs. USF (Dec. 5, 2015)

3-Point Field Goals

-

3-Point Field Goal Attempts

1, vs. USF (Dec. 5, 2015)

Free Throws

-

Free Throw Attempts

-

Rebounds

1, vs. Western Carolina (Nov. 30, 2015)

Assists

-

Blocks

-

Steals

-

Minutes Played

2, twice, last vs. USF (Dec. 5, 2015)

2015-16

Opponent	Date	GS	Min	FG-FGA	Pct	3FG-FGA	Pct	FT-FTA	Pct	Off	Def	Tot	Avg	PF	FO	A	TO	Blk	Stl	Pts	Avg
Norfolk State	11/14/15	-	-	-	-	-	-	-	-	-	-	-	-	-	-	-	-	-	-	-	-
Oral Roberts	11/16/15	-	-	-	-	-	-	-	-	-	-	-	-	-	-	-	-	-	-	-	-
vs. DePaul	11/20/15	-	-	-	-	-	-	-	-	-	-	-	-	-	-	-	-	-	-	-	-
vs. Hofstra	11/22/15	-	-	-	-	-	-	-	-	-	-	-	-	-	-	-	-	-	-	-	-
vs. Tulsa	11/23/15	-	-	-	-	-	-	-	-	-	-	-	-	-	-	-	-	-	-	-	-
Lipscomb	11/27/15	-	-	-	-	-	-	-	-	-	-	-	-	-	-	-	-	-	-	-	-
Western Carolina	11/30/15	2	0-1	.000	0-0	.000	0-0	.000	0	1	1	1.0	0	0	0	0	0	0	0	0	0.0
USF	12/5/15	2	0-1	.000	0-1	.000	0-0	.000	0	0	0	0.5	0	0	0	0	0	0	0	0	0.0
Drexel	12/15/15	-	-	-	-	-	-	-	-	-	-	-	-	-	-	-	-	-	-	-	-
at Clemson	12/18/15	-	-	-	-	-	-	-	-	-	-	-	-	-	-	-	-	-	-	-	-
vs. St. John's	12/22/15	-	-	-	-	-	-	-	-	-	-	-	-	-	-	-	-	-	-	-	-
Francis Marion	12/30/15																				
Memphis	1/2/16																				
at Auburn	1/5/16																				
Vanderbilt	1/9/16																				
at Alabama	1/13/16																				
Missouri	1/16/16																				
at Ole Miss	1/19/16																				
at Tennessee	1/23/16																				
Mississippi State	1/26/16																				
Alabama	1/30/16																				
at Georgia	2/2/16																				
Texas A&M	2/6/16																				
LSU	2/10/16																				
Kentucky	2/13/16																				
at Missouri	2/16/16																				
Florida	2/20/16																				
Tennessee	2/24/16																				
at Mississippi State	2/27/16																				
Georgia	3/3/16																				
at Arkansas	3/5/16																				

CAREER STATISTICS

Season	GP-GS	Min	Avg	FG	FGA	Pct	3FG	3FGA	Pct	FT	FTA	Pct	Off	Def	Tot	Avg	PF	FO	Ast	TO	Blk	Stl	Pts	Avg
2015-16	2-0	4	2.0	0	2	.000	0	1	.000	0	0	.000	0	1	1	0.5	0	0	0	0	0	0	0	0.0

CAREER SEC STATISTICS

Season	GP-GS	Min	Avg	FG	FGA	Pct	3FG	3FGA	Pct	FT	FTA	Pct	Off	Def	Tot	Avg	PF	FO	Ast	TO	Blk	Stl	Pts	Avg
2016																								



#30 CHRIS SILVA

FRESHMAN | FORWARD | 6'9" | 220 | HS

LIBREVILLE, GABON/ROSELLE (N.J.)

SEASON NOTABLES

- Has only been playing organized basketball for a few years
- Native of Gabon, who played high school basketball in the United States
- Extremely athletic
- A four-star prospect by several outlets, including ESPN.com
- Earned the start in exhibition win vs. Allen, scoring seven points and pulling down 10 rebounds
- Scored 12 points and pulled down a game high nine rebounds, including five on the offensive glass, in first-career game vs. Norfolk State
- Scored four points, with one block and two rebounds vs. DePaul
- Scored 7 points with a 5-of-6 effort from the foul line in win vs. Hofstra
- Matched season high with 12 points off the bench vs. Lipscomb, also pulling down a team best seven rebounds and blocking two shots
- Pulled down 11 rebounds against Western Carolina, coming just one point shy of his first career double-double
- Blocked a season-high three shots and added four rebounds in 16 minutes against USF
- Played a season-high 30 minutes vs. Drexel, with a pair of highlight-reel blocks, nine points and seven rebounds

SILVA'S SEASON HIGHS

Points

12, twice, last vs. Lipscomb (Nov. 27, 2015)

Field Goals

3, twice, last vs. Drexel (Dec. 15, 2015)

Field Goal Attempts

5, 4x, last vs. Drexel (Dec. 15, 2015)

3-Point Field Goals

-

3-Point Field Goal Attempts

-

Free Throws

8, vs. Norfolk State (Nov. 14, 2015)

Free Throw Attempts

12, vs. Norfolk State (Nov. 14, 2015)

Rebounds

11, vs. Western Carolina (Nov. 30, 2015)

Assists

1, twice, last vs. Lipscomb (Nov. 27, 2015)

Blocks

3, vs. USF (Dec. 5, 2015)

Steals

2, vs. Drexel (Dec. 15, 2015)

Minutes Played

30, vs. Drexel (Dec. 15, 2015)

2015-16

Opponent	Date	GS	Min	FG-FGA	Pct	3FG-FGA	Pct	FT-FTA	Pct	Off	Def	Tot	Avg	PF	FO	A	TO	Blk	Stl	Pts	Avg
Norfolk State	11/14/15		24	2-5	.400	0-0	.000	8-12	.667	5	4	9	9.0	3	0	0	3	2	1	12	12.0
Oral Roberts	11/16/15		6	1-2	.500	0-0	.000	0-2	.000	1	2	3	6.0	4	0	0	0	0	0	2	7.0
vs. DePaul	11/20/15		10	1-3	.333	0-0	.000	2-4	.500	0	2	2	4.7	4	0	0	1	1	0	4	6.0
vs. Hofstra	11/22/15		11	1-5	.200	0-0	.000	5-6	.833	3	0	3	4.3	2	0	0	2	0	0	7	6.3
vs. Tulsa	11/23/15		6	0-2	.000	0-0	.000	0-0	.000	0	1	1	3.6	3	0	0	2	0	0	0	5.0
Lipscomb	11/27/15		18	3-4	.750	0-0	.000	6-8	.750	2	5	7	4.2	1	0	1	2	2	0	12	6.2
Western Carolina	11/30/15		15	2-3	.667	0-0	.000	5-10	.500	4	7	11	5.1	2	0	0	1	2	0	9	6.6
USF	12/5/15		16	1-5	.200	0-0	.000	2-4	.500	2	2	4	5.0	4	0	0	0	3	0	4	6.3
Drexel	12/15/15		30	3-5	.600	0-0	.000	3-4	.750	2	5	7	5.2	3	0	1	3	2	2	9	6.6
at Clemson	12/18/15		6	0-0	.000	0-0	.000	0-0	.000	0	1	1	4.8	2	0	0	2	0	1	0	5.9
vs. St. John's	12/22/15		10	1-4	.250	0-0	.000	0-0	.000	2	3	5	4.8	3	0	0	0	0	0	4	5.7
Francis Marion	12/30/15																				
Memphis	1/2/16																				
at Auburn	1/5/16																				
Vanderbilt	1/9/16																				
at Alabama	1/13/16																				
Missouri	1/16/16																				
at Ole Miss	1/19/16																				
at Tennessee	1/23/16																				
Mississippi State	1/26/16																				
Alabama	1/30/16																				
at Georgia	2/2/16																				
Texas A&M	2/6/16																				
LSU	2/10/16																				
Kentucky	2/13/16																				
at Missouri	2/16/16																				
Florida	2/20/16																				
Tennessee	2/24/16																				
at Mississippi State	2/27/16																				
Georgia	3/3/16																				
at Arkansas	3/5/16																				

CAREER STATISTICS

Season	GP-GS	Min	Avg	FG	FGA	Pct	3FG	3FGA	Pct	FT	FTA	Pct	Off	Def	Tot	Avg	PF	FO	Ast	TO	Blk	Stl	Pts	Avg
2015-16	11-0	152	13.8	15	38	.395	0	0	.000	33	53	.623	21	32	53	4.8	31	0	2	16	12	4	63	5.7

CAREER SEC STATISTICS

Season	GP-GS	Min	Avg	FG	FGA	Pct	3FG	3FGA	Pct	FT	FTA	Pct	Off	Def	Tot	Avg	PF	FO	Ast	TO	Blk	Stl	Pts	Avg
2016																								

THE LAST TIME IN SOUTH CAROLINA BASKETBALL...

AN INDIVIDUAL ...

Scored 20 or more points:	South Carolina: Duane Notice (20), vs. St. John's, Dec. 22, 2015, in Uncasville, Ct. Opponent: Josh Williams (21), Lipscomb, Nov. 27, 2015, in Columbia, S.C.
Scored 30 or more points:	South Carolina: Brenton Williams (32) at Missouri, Jan. 25, 2014 in Columbia, Mo. Opponent: Obi Emegano (31), Oral Roberts, Nov. 16, 2015 in Columbia, S.C.
Scored 35 or more points:	South Carolina: Brenton Williams (38) vs. Miss. State, March 6, 2013 in Columbia, S.C. Opponent: Michael Frazier II (37), Florida, March 4, 2014 in Columbia, S.C.
Scored 40 or more points:	South Carolina: N/A thru 1992-93 season Opponent: Austin Carr (43), Notre Dame, Dec. 30, 1969 in New Orleans, La.
Collected 20 or more rebounds:	South Carolina: Emmett Hall (23), vs. College of Charleston, Dec. 22, 1993 in Columbia, S.C. Opponent: Ekpe Udoh (20), Baylor, Jan. 2, 2010 in Columbia, S.C.
Collected 15 or more rebounds:	South Carolina: Lakeem Jackson (15), vs. UALR, Nov. 25, 2012 in Puerto Vallarta, Mexico Opponent: Trey James (15), Coker, Dec. 21, 2014 in Columbia, S.C.
Made 12 or more field goals:	South Carolina: Devan Downey (12) vs. Georgia, Jan. 30, 2010 in Columbia, S.C. Opponent: Michael Frazier II (12), Florida, March 4, 2014 in Columbia, S.C.
Made 10 or more field goals:	South Carolina: Duane Notice (10), at Marshall Dec. 1, 2014 in Huntington, W.Va. Opponent: Craig Sword (10), Mississippi State, Feb. 28, 2015 in Columbia, S.C.
Attempted 20 or more field goals:	South Carolina: Sindarius Thornwell (24), vs. Charlotte Nov. 21, 2014 in Charleston, S.C. Opponent: Michael Frazier II (21), Florida, March 4, 2014 in Columbia, S.C.
Attempted 25 or more field goals:	South Carolina: Devan Downey, 25, at Kentucky, Feb. 25, 2010 in Lexington, Ky. Opponent: Kemmy Burgess (Alaska-Anchorage), 26, Nov. 24, 2005 in Anchorage, Alaska
Dished 10 or more assists:	South Carolina: Devan Downey, 11, vs. LSU, March 13, 2008 in Atlanta, Ga. Opponent: 11, Dee Bost, Mississippi State, Feb. 29, 2012 in Columbia, S.C.
Swiped 5 or more steals:	South Carolina: Sindarius Thornwell, 5 vs. Tulsa, Nov. 23, 2015 in St. Thomas, USVI Opponent: 5, Allen Payne, Auburn, Feb. 26, 2014 in Auburn, Ala.
Blocked 5 or more shots:	South Carolina: Damontre Harris, 5, vs. Georgia, Feb. 15, 2012 in Columbia, S.C. Opponent: Avry Holmes (5), Clemson, Dec. 18, 2015 in Greenville, S.C.
Made 5 or more 3-point field goals:	South Carolina: Duane Notice (5), vs. Clemson Dec. 19, 2014 in Columbia, S.C. Opponent: Josh Williams (5), Lipscomb, Nov. 27, 2015, in Columbia, S.C.
Attempted 8 or more 3-point field goals:	South Carolina: Duane Notice (8), vs. Ole Miss, March 12, in Nashville, Tenn. Opponent: Donte Grantham (9), Clemson, Dec. 18, 2015 in Greenville, S.C.
Made 10 or more free throws:	South Carolina: PJ Dozier (10), vs. Drexel, Dec. 16, 2015, in Columbia, S.C. Opponent: Shaquille Harrison (11), Tulsa, Nov. 23, 2015 in St. Thomas, USVI
Attempted 15 or more free throws:	South Carolina: PJ Dozier (16), vs. Drexel, Dec. 16, 2015, in Columbia, S.C. Opponent: Shaquille Harrison (16), Tulsa, Nov. 23, 2015 in St. Thomas, USVI
Played all 40 minutes of regulation:	South Carolina: Duane Notice, vs. Texas A&M, Feb. 21, 2015 in Columbia, S.C. Opponent: Frank Sullivan, Auburn, Jan. 12, 2013 in Columbia, S.C.
A player hit a last-second shot (within 3 seconds) to win a game:	South Carolina: Tyrone Johnson (Free Throws) vs. Ole Miss, March 12, in Nashville, Tenn. Opponent: Brian Bryant, Mississippi State, Feb. 29, 2012 in Columbia, S.C.
A player had a double-double:	South Carolina: Mindaugas Kacinas (20 points, 11 rebounds), vs. Western Carolina, Nov. 30, 2015, in Columbia, S.C. Opponent: Jaron Blossomgame (17 points, 11 rebounds), Clemson, Dec. 18, 2015 in Greenville, S.C.
Two or more players had a double-double:	S. Carolina: Michael Carrera (23 points, 10 rebounds) and Lakeem Jackson (11 points, 11 rebounds) at LSU, Jan. 16, 2013 in Baton Rouge, La. Opponent: Alex Oriakhi (18 points, 11 rebounds), Earnest Ross (21 points, 10 rebounds) Missouri, Jan. 22, 2013 in Columbia, Mo.
A player had a triple-double:	South Carolina: Sam Muldrow (16 points, 14 rebounds, 10 blocks) vs. Vanderbilt, Jan. 8, 2011 in Columbia, S.C. <i>*** Only second triple-double in South Carolina history (Chuck Eidson (25 points, 10 rebounds, 10 assists) vs. SC State, Nov. 29, 2002 in Columbia, S.C.</i> Opponent: Daniel Hackett (Southern California - 22 points, 10 rebounds, 10 assists), Nov. 17, 2007 in Columbia, S.C.
Scored 30 or more points in back-to-back games:	South Carolina: Devan Downey, 30 vs. Kentucky, Jan. 26, 2010 in Columbia, S.C. 33 vs. Georgia, Jan. 30, 2010, in Columbia, S.C.
Scored 25 or more points in back-to-back games:	South Carolina: Devan Downey, 33 vs. Georgia, Jan. 30, 2010, in Columbia, S.C. 26 at Tennessee, Feb. 6, 2010 in Knoxville, Tenn.

A TEAM ...

Scored 100 or more points:	South Carolina: 103 vs. The Citadel, Nov. 12, 2007 in Columbia, S.C. Opponent: 107, Vanderbilt, Feb. 17, 1996 in Nashville, Tenn.
Scored 50 points or less:	South Carolina: 46, vs. Florida, March 4, 2014 in Columbia S.C. Opponent: 50, Georgia, Jan. 31, 2015 in Athens, Ga.
Scored 50 points in a half:	South Carolina: 53 (1st half), vs. USF, Dec. 5, 2015 in Columbia, S.C. Opponent: 52 (2nd half) vs. Georgia Jan. 22, 2014 in Athens, Ga.
Failed to score 25 points in a half:	South Carolina: 24 (2nd Half), at Clemson, Dec. 18, 2015 in Greenville, S.C. Opponent: 22 (1st half), USF, Dec. 5, 2015 in Columbia, S.C.

Collected 50 or more rebounds:	South Carolina: 51, vs. Western Carolina, Nov. 30, 2015, in Columbia, S.C. Opponent: 52, WKU, Nov. 27, 2010 in Bowling Green, Ky.
Shot 60% or better from the field:	South Carolina: 60.8% (31-51) at Western Carolina, Nov. 18, 2005 in Cullowhee, N.C. Opponent: 69.6% (32-46) Missouri, Feb. 28, 2013 in Columbia, S.C.
Shot 50% or better from the field:	South Carolina: 54.3% (25-46), vs. Drexel, Dec. 16, 2015, in Columbia, S.C. Opponent: 50.9% (28-55), Hofstra, Nov. 22, 2015 in St. Thomas, USVI
Shot less than 30% from the field:	South Carolina: 27.1% (16-59), vs. Texas A&M, Feb. 21, 2015 in Columbia, S.C. Opponent: 28.4% (19-67), Western Carolina, Nov. 30, 2015, in Columbia, S.C.
Shot 50% or better from 3-point range (at least 10 attempts):	South Carolina: 50.0% (6-12), vs. Drexel, Dec. 16, 2015, in Columbia, S.C. Opponent 50.0% (17-34), Hofstra, Nov. 22, 2015 in St. Thomas, USVI
Shot 20% or less from 3-point range (at least 10 attempts):	South Carolina: 15.0% (3-20), at Kentucky, Feb. 14, 2015 in Lexington, Ky. Opponent: 13.3% (2-15), USF, Dec. 5, 2015 in Columbia, S.C.
Dished 20 or more assists:	South Carolina: 24, vs. Lipscomb, Nov. 27, 2015, in Columbia, S.C. Opponent: 21, Georgia, Jan. 22, 2014 in Athens, Ga.
Made 35 or more shots:	South Carolina: 37, vs. Hofstra, Nov. 22, 2015 in St. Thomas, USVI Opponent: 35, vs. Tennessee, March 5, 2009 in Columbia, S.C.
Attempted 80 or more shots:	South Carolina: 83 vs. WKU Nov. 27, 2010 in Bowling Green, Ky. Opponent: 83, LSU, Feb. 10, 1996 in Columbia, S.C.
Attempted 70 or more shots:	South Carolina: 72, vs. Providence, Dec. 1, 2011 in Columbia, S.C. Opponent: 71, Arkansas, Feb. 3, 2015 in Fayetteville, Ark.
Made 10 or more 3-pointers:	South Carolina: 11 vs. Auburn, March 12, 2014 in Atlanta, Ga. Opponent: 11, Western Carolina, Nov. 30, 2015, in Columbia, S.C.
Did not make a 3-pointer:	South Carolina: vs. Milwaukee, Nov. 11, 2012 in Columbia, S.C. Opponent: Miss. State, Jan. 9, 2013 in Starkville, Miss.
Attempted 30 or more 3-pointers:	South Carolina: 31 vs. Alabama, Jan. 25, 2012 in Columbia, S.C. Opponent: 32, Western Carolina, Nov. 30, 2015, in Columbia, S.C.
Attempted 25 or more 3-pointers:	South Carolina: 26 vs. Texas A&M, Feb. 21, 2015 in Columbia, S.C. Opponent: 26, Clemson, Dec. 18, 2015 in Greenville, S.C.
Made 30 or more free throws:	South Carolina: 30 vs. Arkansas, March 13, 2014 in Atlanta, Ga. Opponent: 33, Kentucky, March 1, 2014 in Columbia, S.C.
Attempted 40 or more free throws:	South Carolina: 42, vs. Norfolk State, Nov. 14, 2015 in Columbia, S.C.. Opponent: 42, Kentucky, March 1, 2014 in Columbia, S.C.
Swiped 15 or more steals:	South Carolina: 15 vs. Vanderbilt, Jan. 16, 2010 in Columbia, S.C. Opponent: 17, Florida, March 4, 2014 in Columbia, S.C.
Blocked 12 or more shots:	South Carolina: 12, vs. Vanderbilt, Jan. 8, 2011 in Columbia, S.C. Opponent: 13, LSU, Jan. 28, 2015 in Baton Rouge, La.
Blocked 8 or more shots:	South Carolina: 9, vs. Drexel, Dec. 16, 2015, in Columbia, S.C. Opponent: 8, Clemson, Dec. 18, 2015 in Greenville, S.C.
Won by 30 or more points:	South Carolina: 37, vs. North Carolina A&T, Dec. 30, 2014 in Columbia, S.C. Opponent: 34, Kentucky, Feb. 14, 2015 in Lexington, Ky.
Won by 20 or more points:	South Carolina: 25, vs. Drexel, Dec. 16, 2015, in Columbia, S.C. Opponent: 34, at Kentucky, Feb. 14, 2015 in Lexington, Ky.
Played a single overtime game:	Win: 82-73 at LSU, Jan. 16, 2013 in Baton Rouge, La. Loss: 62-54 at Georgia, Feb. 23, 2013 in Athens, Ga.
Played a double overtime game:	Win: 87-85 vs. WKU, Nov. 27, 2010 in Bowling Green, Ky. Loss: 98-88 vs. Louisville, Feb. 20, 1988 in Columbia, S.C.
South Carolina played a No. 1 Team in the country:	Win: 68-62 vs. Kentucky, Jan. 26, 2010 in Columbia, S.C. Loss: 77-43 loss at Kentucky, Feb. 14, 2015 in Lexington, Ky.
South Carolina played a top-5 opponent:	Win: 68-62 vs. No. 1/1 Kentucky, Jan. 26, 2010 in Columbia, S.C. Loss: 75-36 loss to No. 4/4 Florida, Jan. 30, 2013 in Gainesville, Fla.
South Carolina played a top-10 opponent:	Win: 64-60 vs. No. 9/9 Iowa State, Jan. 3, 2015 in Brooklyn, N.Y. Loss: 58-43 loss vs. Kentucky, Jan. 24, 2015 in Columbia, S.C.
South Carolina played a top-25 opponent:	Win: 64-60 vs. No. 9/9 Iowa State, Jan. 3, 2015 in Brooklyn, N.Y. Loss: 78-74 loss vs. No. 18/18 Arkansas, March 5, 2015 in Columbia, S.C.
South Carolina defeated a ranked opponent:	Home: Win: 72-67 win over No. 17/15 Kentucky, March 1, 2014 in Columbia, S.C. Away: 77-73 at No. 13/19 Vanderbilt, March 6, 2010 in Nashville, Tenn. Neutral: 64-60 vs. No. 9/9 Iowa State, Jan. 3, 2015 in Brooklyn, N.Y. SEC Home: Win: 72-67 win over No. 17/15 Kentucky, March 1, 2014 in Columbia, S.C. SEC Away: 77-73 at No. 13/19 Vanderbilt, March 6, 2010 in Nashville, Tenn. Non-conference away: 85-84 at No. 19/20 Baylor, Jan. 2, 2009 in Waco, Texas
A South Carolina win opened the season:	Home: 81-56, vs. Norfolk State, Nov. 14, 2015 in Columbia, S.C. Away: 81-63 win at Western Carolina, Nov. 12, 2005 in Cullowhee, N.C.
South Carolina opened SEC play:	Neutral: 74-61 win vs. Chaminade, Nov. 19, 2001 in Maui, Hawaii (Maui Invite) Home: 72-68 loss vs. Florida, Jan. 7, 2015 in Gainesville, Fla. Away: 74-58 loss at No. 10/11 Florida, Jan. 8, 2014 in Gainesville, Fla.



South Carolina Basketball
 South Carolina Combined Team Statistics (as of Dec 23, 2015)
 All games

RECORD:	OVERALL	HOME	AWAY	NEUTRAL
ALL GAMES	11-0	6-0	1-0	4-0
CONFERENCE	0-0	0-0	0-0	0-0
NON-CONFERENCE	11-0	6-0	1-0	4-0

##	Player	gp-gs	min	avg	Total		3-Point		F-Throw		Rebounds				pf	dq	a	to	blk	stl	pts	avg		
					fg-fga	fg%	3fg-fga	3fg%	ft-fta	ft%	off	def	tot	avg										
24	CARRERA, Michael	11-11	279	25.4	47-86	.547	18-29	.621	28-34	.824	18	48	66	6.0	32	0	18	15	10	12	140	12.7		
25	KACINAS, Mindaugas	11-11	322	29.3	53-90	.589	7-21	.333	23-37	.622	27	38	65	5.9	21	0	13	11	4	5	136	12.4		
10	NOTICE, Duane	11-0	249	22.6	43-101	.426	20-44	.455	28-36	.778	7	15	22	2.0	13	0	19	11	1	11	134	12.2		
14	CHATKEVICIUS, L.	11-11	249	22.6	53-91	.582	5-10	.500	21-32	.656	19	27	46	4.2	30	0	10	18	13	8	132	12.0		
00	THORNWELL, Sindari	11-11	330	30.0	35-105	.333	12-42	.286	41-52	.788	12	47	59	5.4	19	0	42	21	1	15	123	11.2		
15	DOZIER, PJ	11-11	226	20.5	34-83	.410	7-16	.438	17-32	.531	10	34	44	4.0	25	0	23	23	6	15	92	8.4		
30	SILVA, Chris	11-0	152	13.8	15-38	.395	0-0	.000	33-53	.623	21	32	53	4.8	31	0	2	16	12	4	63	5.7		
01	STROMAN, Marcus	10-0	164	16.4	5-19	.263	2-5	.400	9-14	.643	6	17	23	2.3	11	0	18	13	3	7	21	2.1		
23	COBB, Eric	11-0	93	8.5	10-15	.667	0-0	.000	0-3	.000	6	19	25	2.3	18	0	1	9	1	1	20	1.8		
20	MCKIE, Justin	10-0	81	8.1	6-22	.273	1-10	.100	4-6	.667	3	6	9	0.9	8	0	11	1	0	1	17	1.7		
05	BLANTON, TeMarcus	6-0	23	3.8	2-5	.400	2-3	.667	2-2	1.000	0	2	2	0.3	3	0	2	1	0	2	8	1.3		
04	GREGORY, Jamall	5-0	14	2.8	1-2	.500	0-0	.000	1-2	.500	1	2	3	0.6	0	0	1	2	0	1	3	0.6		
31	HOLLIMAN, Jarrell	2-0	3	1.5	0-0	.000	0-0	.000	0-0	.000	0	0	0	0.0	0	0	0	1	0	0	0	0.0		
02	DOBY, Raymond	5-0	11	2.2	0-1	.000	0-0	.000	0-0	.000	0	1	1	0.2	4	0	0	2	1	0	0	0.0		
21	RAGIN, John	2-0	4	2.0	0-2	.000	0-1	.000	0-0	.000	0	1	1	0.5	0	0	0	0	0	0	0	0.0		
Team											19	22	41					5						
Total.....		11	2200	304-660		.461	74-181	.409	207-303	.683	149	311	460	41.8	215	0	160	149	52	82	889	80.8		
Opponents.....		11	2200	246-638		.386	86-251	.343	143-220	.650	109	234	343	31.2	259	-	126	169	39	57	721	65.5		

TEAM STATISTICS	SC	OPP	Date	Opponent	Score	Att.
SCORING	889	721	% 11/14/15	NORFOLK STATE	w 84-69	10623
Points per game	80.8	65.5	11/16/15	ORAL ROBERTS	w 84-66	9640
Scoring margin	+15.3	-	! 11/20/15	vs DePaul	w 76-61	1601
FIELD GOALS-ATT	304-660	246-638	! 11/22/15	vs Hofstra	w 94-84	1715
Field goal pct	.461	.386	! 11/23/15	vs Tulsa	w 83-75	2002
3 POINT FG-ATT	74-181	86-251	11/27/15	LIPSCOMB	w 92-76	8793
3-point FG pct	.409	.343	11/30/15	WESTERN CAROLINA	w 76-53	8957
3-pt FG made per game	6.7	7.8	12/5/15	USF	w 81-63	10721
FREE THROWS-ATT	207-303	143-220	12/15/15	DREXEL	w 79-54	8481
Free throw pct	.683	.650	12/18/15	at Clemson	w 65-59	14446
F-Throws made per game	18.8	13.0	12/22/15	vs St. John's	w 75-61	2355
REBOUNDS	460	343	* = Conference game			
Rebounds per game	41.8	31.2	% - Paradise Jam (Columbia, S.C.)			
Rebounding margin	+10.6	-	! - Paradise Jam (St. Thomas, USVI)			
ASSISTS	160	126				
Assists per game	14.5	11.5				
TURNOVERS	149	169				
Turnovers per game	13.5	15.4				
Turnover margin	+1.8	-				
Assist/turnover ratio	1.1	0.7				
STEALS	82	57				
Steals per game	7.5	5.2				
BLOCKS	52	39				
Blocks per game	4.7	3.5				
ATTENDANCE	57215	22119				
Home games-Avg/Game	6-9536	1-14446				
Neutral site-Avg/Game	-	4-1918				

Score by Periods	1st	2nd	Totals
South Carolina	448	441	889
Opponents	337	384	721



South Carolina Basketball
 South Carolina Team Game-by-Game Comparison (as of Dec 29, 2015)
 All games

Opponent	1st	2nd	Score	Mar	Total FG	FG Pct	3-Pointers	3FG Pct	Free Throws	FT Pct	Rebounds	Assist	T/Over	Block	Steal	Fouls
NORFOLK STATE	40/34	44/35	84-69	+15	23-59/19-56	.390/.339	9-22/11-28	.409/.393	29-42/20-23	.690/.870	46/35 +11	15/12	13/18	4/3	9/7	19/35
ORAL ROBERTS	33/30	51/36	84-66	+18	29-73/22-51	.397/.431	7-21/4-14	.333/.286	19-27/18-23	.704/.783	44/28 +16	14/7	6/13	4/5	5/3	22/23
DePaul	37/28	39/33	76-61	+15	24-60/19-52	.400/.365	5-13/3-14	.385/.214	23-34/20-31	.676/.645	43/33 +10	11/9	12/15	4/2	5/4	27/27
Hofstra	46/39	48/45	94-84	+10	37-68/28-55	.544/.509	5-9/17-34	.556/.500	15-23/11-17	.652/.647	41/23 +18	16/16	9/14	5/2	4/2	18/21
Tulsa	38/29	45/46	83-75	+8	27-54/24-54	.500/.444	7-14/5-16	.500/.313	22-28/22-31	.786/.710	34/31 +3	12/9	13/15	2/0	7/4	25/25
LIPSCOMB	51/40	41/36	92-76	+16	34-66/27-68	.515/.397	5-19/13-35	.263/.371	19-27/9-14	.704/.643	43/29 +14	24/18	17/18	7/3	12/8	19/24
WESTERN CAROLINA	37/28	39/25	76-53	+23	26-63/19-67	.413/.284	8-18/11-32	.444/.344	16-25/4-4	.640/1000	51/36 +15	14/13	19/20	7/3	10/10	12/17
USF	53/22	28/41	81-63	+18	29-61/24-68	.475/.353	7-21/2-15	.333/.133	16-25/13-22	.640/.591	32/46 (14)	14/9	12/19	6/6	12/8	15/20
DREXEL	32/28	47/26	79-54	+25	25-46/19-55	.543/.345	6-12/7-17	.500/.412	23-39/9-19	.590/.474	41/22 +19	14/11	15/13	9/2	6/3	19/28
Clemson	41/25	24/34	65-59	+6	23-53/23-63	.434/.365	8-19/8-26	.421/.308	11-14/5-9	.786/.556	42/34 +8	12/11	16/10	3/8	3/2	16/20
St. John's	40/34	35/27	75-61	+14	27-57/22-49	.474/.449	7-13/5-20	.538/.250	14-19/12-27	.737/.444	43/26 +17	14/11	17/14	1/5	9/6	23/19

Note: Game totals are displayed in the format TEAM/OPPONENT for each category



South Carolina Basketball
 South Carolina Category Leaders (as of Dec 29, 2015)
 All games

Points	G	Pts	Pts/G
CARRERA, Michael	11	140	12.7
KACINAS, Mindaugas	11	136	12.4
NOTICE, Duane	11	134	12.2
CHATKEVICIUS, L.	11	132	12.0
THORNWELL, Sindarius	11	123	11.2
DOZIER, PJ	11	92	8.4
SILVA, Chris	11	63	5.7
STROMAN, Marcus	10	21	2.1
COBB, Eric	11	20	1.8
MCKIE, Justin	10	17	1.7
BLANTON, TeMarcus	6	8	1.3
GREGORY, Jamall	5	3	0.6

Scoring Average	G	Pts	Avg/G
CARRERA, Michael	11	140	12.7
KACINAS, Mindaugas	11	136	12.4
NOTICE, Duane	11	134	12.2
CHATKEVICIUS, L.	11	132	12.0
THORNWELL, Sindarius	11	123	11.2
DOZIER, PJ	11	92	8.4
SILVA, Chris	11	63	5.7
STROMAN, Marcus	10	21	2.1
COBB, Eric	11	20	1.8
MCKIE, Justin	10	17	1.7
BLANTON, TeMarcus	6	8	1.3
GREGORY, Jamall	5	3	0.6

FG Percentage	FG	Att	Pct
COBB, Eric	10	15	.667
KACINAS, Mindaugas	53	90	.589
CHATKEVICIUS, L.	53	91	.582
CARRERA, Michael	47	86	.547
GREGORY, Jamall	1	2	.500
NOTICE, Duane	43	101	.426
DOZIER, PJ	34	83	.410
BLANTON, TeMarcus	2	5	.400
SILVA, Chris	15	38	.395
THORNWELL, Sindarius	35	105	.333
MCKIE, Justin	6	22	.273
STROMAN, Marcus	5	19	.263

Field Goal Attempts	G	Att	Att/G
THORNWELL, Sindarius	11	105	9.5
NOTICE, Duane	11	101	9.2
CHATKEVICIUS, L.	11	91	8.3
KACINAS, Mindaugas	11	90	8.2
CARRERA, Michael	11	86	7.8

Field Goals Made	G	Made	Made/G
KACINAS, Mindaugas	11	53	4.8
CHATKEVICIUS, L.	11	53	4.8
CARRERA, Michael	11	47	4.3
NOTICE, Duane	11	43	3.9
THORNWELL, Sindarius	11	35	3.2

3-Point Percentage	3FG	Att	Pct
BLANTON, TeMarcus	2	3	.667
CARRERA, Michael	18	29	.621
CHATKEVICIUS, L.	5	10	.500
NOTICE, Duane	20	44	.455
DOZIER, PJ	7	16	.438
STROMAN, Marcus	2	5	.400
KACINAS, Mindaugas	7	21	.333
THORNWELL, Sindarius	12	42	.286
MCKIE, Justin	1	10	.100
RAGIN, John	0	1	.000

3-Point FG Attempts	G	Att	Att/G
NOTICE, Duane	11	44	4.0
THORNWELL, Sindarius	11	42	3.8
CARRERA, Michael	11	29	2.6
KACINAS, Mindaugas	11	21	1.9
DOZIER, PJ	11	16	1.5

3-Point FG Made	G	Made	Made/G
NOTICE, Duane	11	20	1.8
CARRERA, Michael	11	18	1.6
THORNWELL, Sindarius	11	12	1.1
DOZIER, PJ	11	7	0.6
KACINAS, Mindaugas	11	7	0.6

Free Throw Percent	FG	Att	Pct
BLANTON, TeMarcus	2	2	1.000
CARRERA, Michael	28	34	.824
THORNWELL, Sindarius	41	52	.788
NOTICE, Duane	28	36	.778
MCKIE, Justin	4	6	.667
CHATKEVICIUS, L.	21	32	.656
STROMAN, Marcus	9	14	.643
SILVA, Chris	33	53	.623
KACINAS, Mindaugas	23	37	.622
DOZIER, PJ	17	32	.531
GREGORY, Jamall	1	2	.500
COBB, Eric	0	3	.000

Free Throw Attempts	G	Att	Att/G
SILVA, Chris	11	53	4.8
THORNWELL, Sindarius	11	52	4.7
KACINAS, Mindaugas	11	37	3.4
NOTICE, Duane	11	36	3.3
CARRERA, Michael	11	34	3.1

Free Throws Made	G	Made	Made/G
THORNWELL, Sindarius	11	41	3.7
SILVA, Chris	11	33	3.0
NOTICE, Duane	11	28	2.5
CARRERA, Michael	11	28	2.5
KACINAS, Mindaugas	11	23	2.1



South Carolina Basketball
South Carolina Category Leaders (as of Dec 29, 2015)
All games

Rebounds	G	Reb	Reb/G
CARRERA, Michael	11	66	6.0
KACINAS, Mindaugas	11	65	5.9
THORNWELL, Sindarius	11	59	5.4
SILVA, Chris	11	53	4.8
CHATKEVICIUS, L.	11	46	4.2

Rebound Average	G	Reb	Avg/G
CARRERA, Michael	11	66	6.0
KACINAS, Mindaugas	11	65	5.9
THORNWELL, Sindarius	11	59	5.4
SILVA, Chris	11	53	4.8
CHATKEVICIUS, L.	11	46	4.2

Offensive Rebounds	G	No.	Avg/G
KACINAS, Mindaugas	11	27	2.5
SILVA, Chris	11	21	1.9
CHATKEVICIUS, L.	11	19	1.7
CARRERA, Michael	11	18	1.6
THORNWELL, Sindarius	11	12	1.1

Defensive Rebounds	G	No.	Avg/G
CARRERA, Michael	11	48	4.4
THORNWELL, Sindarius	11	47	4.3
KACINAS, Mindaugas	11	38	3.5
DOZIER, PJ	11	34	3.1
SILVA, Chris	11	32	2.9

Fouls	G	No.	Per/G
CARRERA, Michael	11	32	2.9
SILVA, Chris	11	31	2.8
CHATKEVICIUS, L.	11	30	2.7
DOZIER, PJ	11	25	2.3
KACINAS, Mindaugas	11	21	1.9

Foulsouts	G	No.
-----------	---	-----

Assists	G	No.	Ast/G
THORNWELL, Sindarius	11	42	3.8
DOZIER, PJ	11	23	2.1
NOTICE, Duane	11	19	1.7
STROMAN, Marcus	10	18	1.8
CARRERA, Michael	11	18	1.6

Steals	G	No.	Stl/G
THORNWELL, Sindarius	11	15	1.4
DOZIER, PJ	11	15	1.4
CARRERA, Michael	11	12	1.1
NOTICE, Duane	11	11	1.0
CHATKEVICIUS, L.	11	8	0.7

Blocked Shots	G	No.	Blk/G
CHATKEVICIUS, L.	11	13	1.2
SILVA, Chris	11	12	1.1
CARRERA, Michael	11	10	0.9
DOZIER, PJ	11	6	0.5
KACINAS, Mindaugas	11	4	0.4

Minutes	G	No.	Min/G
THORNWELL, Sindarius	11	330	30.0
KACINAS, Mindaugas	11	322	29.3
CARRERA, Michael	11	279	25.4
NOTICE, Duane	11	249	22.6
CHATKEVICIUS, L.	11	249	22.6

Turnovers	G	No.	TO/G
DOZIER, PJ	11	23	2.1
THORNWELL, Sindarius	11	21	1.9
CHATKEVICIUS, L.	11	18	1.6
SILVA, Chris	11	16	1.5
CARRERA, Michael	11	15	1.4



South Carolina Basketball
South Carolina Team High/Low Analysis (as of Dec 29, 2015)
All games

South Carolina - TEAM GAME HIGHS

POINTS	94	vs Hofstra (11/22/15)
	92	LIPSCOMB (11/27/15)
	84	ORAL ROBERTS (11/16/15)
	84	NORFOLK STATE (11/14/15)
	83	vs Tulsa (11/23/15)
FIELD GOALS MADE	37	vs Hofstra (11/22/15)
	34	LIPSCOMB (11/27/15)
FIELD GOAL ATTEMPTS	73	ORAL ROBERTS (11/16/15)
	68	vs Hofstra (11/22/15)
FIELD GOAL PERCENTAGE	.544 (37-68)	vs Hofstra (11/22/15)
	.543 (25-46)	DREXEL (12/15/15)
3 PT FIELD GOALS MADE	9	NORFOLK STATE (11/14/15)
	8	at Clemson (12/18/15)
	8	WESTERN CAROLINA (11/30/15)
3 PT FG ATTEMPTS	22	NORFOLK STATE (11/14/15)
	21	USF (12/5/15)
	21	ORAL ROBERTS (11/16/15)
3 PT FG PERCENTAGE	.556 (5-9)	vs Hofstra (11/22/15)
	.538 (7-13)	vs St. John's (12/22/15)
FREE THROWS MADE	29	NORFOLK STATE (11/14/15)
	23	DREXEL (12/15/15)
	23	vs DePaul (11/20/15)
FREE THROW ATTEMPTS	42	NORFOLK STATE (11/14/15)
	39	DREXEL (12/15/15)
FREE THROW PERCENTAGE	.786 (22-28)	vs Tulsa (11/23/15)
	.786 (11-14)	at Clemson (12/18/15)
REBOUNDS	51	WESTERN CAROLINA (11/30/15)
	46	NORFOLK STATE (11/14/15)
ASSISTS	24	LIPSCOMB (11/27/15)
	16	vs Hofstra (11/22/15)
STEALS	12	USF (12/5/15)
	12	LIPSCOMB (11/27/15)
BLOCKED SHOTS	9	DREXEL (12/15/15)
	7	WESTERN CAROLINA (11/30/15)
	7	LIPSCOMB (11/27/15)
TURNOVERS	19	WESTERN CAROLINA (11/30/15)
	17	vs St. John's (12/22/15)
	17	LIPSCOMB (11/27/15)
FOULS	27	vs DePaul (11/20/15)
	25	vs Tulsa (11/23/15)



South Carolina Basketball
South Carolina High/Low Analysis (as of Dec 29, 2015)
All games

Opponent - GAME HIGHS

POINTS	84	vs Hofstra (11/22/15)
	76	LIPSCOMB (11/27/15)
	75	vs Tulsa (11/23/15)
	69	NORFOLK STATE (11/14/15)
	66	ORAL ROBERTS (11/16/15)
FIELD GOALS MADE	28	vs Hofstra (11/22/15)
	27	LIPSCOMB (11/27/15)
FIELD GOAL ATTEMPTS	68	USF (12/5/15)
	68	LIPSCOMB (11/27/15)
FIELD GOAL PERCENTAGE	.509 (28-55)	vs Hofstra (11/22/15)
	.449 (22-49)	vs St. John's (12/22/15)
3 PT FIELD GOALS MADE	17	vs Hofstra (11/22/15)
	13	LIPSCOMB (11/27/15)
3 PT FG ATTEMPTS	35	LIPSCOMB (11/27/15)
	34	vs Hofstra (11/22/15)
3 PT FG PERCENTAGE	.500 (17-34)	vs Hofstra (11/22/15)
	.412 (7-17)	DREXEL (12/15/15)
FREE THROWS MADE	22	vs Tulsa (11/23/15)
	20	vs DePaul (11/20/15)
	20	NORFOLK STATE (11/14/15)
FREE THROW ATTEMPTS	31	vs Tulsa (11/23/15)
	31	vs DePaul (11/20/15)
FREE THROW PERCENTAGE	1.000 (4-4)	WESTERN CAROLINA (11/30/15)
	.870 (20-23)	NORFOLK STATE (11/14/15)
REBOUNDS	46	USF (12/5/15)
	36	WESTERN CAROLINA (11/30/15)
ASSISTS	18	LIPSCOMB (11/27/15)
	16	vs Hofstra (11/22/15)
STEALS	10	WESTERN CAROLINA (11/30/15)
	8	USF (12/5/15)
	8	LIPSCOMB (11/27/15)
BLOCKED SHOTS	8	at Clemson (12/18/15)
	6	USF (12/5/15)
TURNOVERS	20	WESTERN CAROLINA (11/30/15)
	19	USF (12/5/15)
FOULS	35	NORFOLK STATE (11/14/15)
	28	DREXEL (12/15/15)



South Carolina Basketball
South Carolina High/Low Analysis (as of Dec 29, 2015)
All games

South Carolina - GAME LOWS

POINTS	65	at Clemson (12/18/15)
	75	vs St. John's (12/22/15)
	76	vs DePaul (11/20/15)
	76	WESTERN CAROLINA (11/30/15)
	79	DREXEL (12/15/15)
FIELD GOALS MADE	23	NORFOLK STATE (11/14/15)
	23	at Clemson (12/18/15)
FIELD GOAL ATTEMPTS	46	DREXEL (12/15/15)
	53	at Clemson (12/18/15)
FIELD GOAL PERCENTAGE	.390 (23-59)	NORFOLK STATE (11/14/15)
	.397 (29-73)	ORAL ROBERTS (11/16/15)
3 PT FIELD GOALS MADE	5	vs DePaul (11/20/15)
	5	vs Hofstra (11/22/15)
	5	LIPSCOMB (11/27/15)
3 PT FG ATTEMPTS	9	vs Hofstra (11/22/15)
	12	DREXEL (12/15/15)
3 PT FG PERCENTAGE	.263 (5-19)	LIPSCOMB (11/27/15)
	.333 (7-21)	ORAL ROBERTS (11/16/15)
	.333 (7-21)	USF (12/5/15)
FREE THROWS MADE	11	at Clemson (12/18/15)
	14	vs St. John's (12/22/15)
FREE THROW ATTEMPTS	14	at Clemson (12/18/15)
	19	vs St. John's (12/22/15)
FREE THROW PERCENTAGE	.590 (23-39)	DREXEL (12/15/15)
	.640 (16-25)	WESTERN CAROLINA (11/30/15)
	.640 (16-25)	USF (12/5/15)
REBOUNDS	32	USF (12/5/15)
	34	vs Tulsa (11/23/15)
ASSISTS	11	vs DePaul (11/20/15)
	12	vs Tulsa (11/23/15)
	12	at Clemson (12/18/15)
STEALS	3	at Clemson (12/18/15)
	4	vs Hofstra (11/22/15)
BLOCKED SHOTS	1	vs St. John's (12/22/15)
	2	vs Tulsa (11/23/15)
TURNOVERS	6	ORAL ROBERTS (11/16/15)
	9	vs Hofstra (11/22/15)
FOULS	12	WESTERN CAROLINA (11/30/15)
	15	USF (12/5/15)



South Carolina Basketball
South Carolina High/Low Analysis (as of Dec 29, 2015)
All games

Opponent - GAME LOWS

POINTS	53	WESTERN CAROLINA (11/30/15)
	54	DREXEL (12/15/15)
	59	at Clemson (12/18/15)
	61	vs DePaul (11/20/15)
	61	vs St. John's (12/22/15)
FIELD GOALS MADE	19	NORFOLK STATE (11/14/15)
	19	vs DePaul (11/20/15)
	19	WESTERN CAROLINA (11/30/15)
	19	DREXEL (12/15/15)
FIELD GOAL ATTEMPTS	49	vs St. John's (12/22/15)
	51	ORAL ROBERTS (11/16/15)
FIELD GOAL PERCENTAGE	.284 (19-67)	WESTERN CAROLINA (11/30/15)
	.339 (19-56)	NORFOLK STATE (11/14/15)
3 PT FIELD GOALS MADE	2	USF (12/5/15)
	3	vs DePaul (11/20/15)
3 PT FG ATTEMPTS	14	ORAL ROBERTS (11/16/15)
	14	vs DePaul (11/20/15)
3 PT FG PERCENTAGE	.133 (2-15)	USF (12/5/15)
	.214 (3-14)	vs DePaul (11/20/15)
FREE THROWS MADE	4	WESTERN CAROLINA (11/30/15)
	5	at Clemson (12/18/15)
FREE THROW ATTEMPTS	4	WESTERN CAROLINA (11/30/15)
	9	at Clemson (12/18/15)
FREE THROW PERCENTAGE	.444 (12-27)	vs St. John's (12/22/15)
	.474 (9-19)	DREXEL (12/15/15)
REBOUNDS	22	DREXEL (12/15/15)
	23	vs Hofstra (11/22/15)
ASSISTS	7	ORAL ROBERTS (11/16/15)
	9	vs DePaul (11/20/15)
	9	vs Tulsa (11/23/15)
	9	USF (12/5/15)
STEALS	2	vs Hofstra (11/22/15)
	2	at Clemson (12/18/15)
BLOCKED SHOTS	0	vs Tulsa (11/23/15)
	2	vs DePaul (11/20/15)
	2	vs Hofstra (11/22/15)
	2	DREXEL (12/15/15)
TURNOVERS	10	at Clemson (12/18/15)
	13	ORAL ROBERTS (11/16/15)
	13	DREXEL (12/15/15)
FOULS	17	WESTERN CAROLINA (11/30/15)
	19	vs St. John's (12/22/15)



South Carolina Basketball
South Carolina Player High/Low Analysis (as of Dec 29, 2015)
All games

South Carolina - I N D I V I D U A L G A M E H I G H S

Points	27		CHATKEVICIUS, L. vs Oral Roberts (11/16/15)
	23		KACINAS, Mindaugas vs DePaul (11/20/15)
	20		NOTICE, Duane vs St. John's (12/22/15)
	20		KACINAS, Mindaugas vs Western Carolina (11/30/15)
	19		CARRERA, Michael vs USF (12/5/15)
Field Goals Made	9		KACINAS, Mindaugas vs Hofstra (11/22/15)
	9		CHATKEVICIUS, L. vs Oral Roberts (11/16/15)
Field Goal Att.	16		NOTICE, Duane vs Lipscomb (11/27/15)
	15		THORNWELL, Sindarius vs Oral Roberts (11/16/15)
FG Pct (min 5 made)	1.000	(7-7)	CHATKEVICIUS, L. vs Lipscomb (11/27/15)
	.900	(9-10)	KACINAS, Mindaugas vs Hofstra (11/22/15)
3-Point FG Made	4		NOTICE, Duane vs Oral Roberts (11/16/15)
	3		CARRERA, Michael vs St. John's (12/22/15)
	3		NOTICE, Duane at Clemson (12/18/15)
	3		CARRERA, Michael vs USF (12/5/15)
	3		CARRERA, Michael vs Western Carolina (11/30/15)
	3		NOTICE, Duane vs Norfolk State (11/14/15)
3-Point FG Att.	7		NOTICE, Duane at Clemson (12/18/15)
	7		THORNWELL, Sindarius vs USF (12/5/15)
	7		NOTICE, Duane vs Oral Roberts (11/16/15)
3-Pt FG Pct (min 2 made)	1.000	(2-2)	NOTICE, Duane vs St. John's (12/22/15)
	1.000	(2-2)	BLANTON, TeMarcus vs Drexel (12/15/15)
	1.000	(2-2)	KACINAS, Mindaugas vs Western Carolina (11/30/15)
	1.000	(2-2)	DOZIER, PJ vs Hofstra (11/22/15)
	1.000	(2-2)	CARRERA, Michael vs Hofstra (11/22/15)
	1.000	(2-2)	NOTICE, Duane vs DePaul (11/20/15)
Free Throws Made	10		DOZIER, PJ vs Drexel (12/15/15)
	10		KACINAS, Mindaugas vs DePaul (11/20/15)
Free Throw Att.	16		DOZIER, PJ vs Drexel (12/15/15)
	15		KACINAS, Mindaugas vs DePaul (11/20/15)
FT Pct (min 3 made)	1.000	(6-6)	THORNWELL, Sindarius vs Tulsa (11/23/15)
	1.000	(5-5)	CARRERA, Michael vs Western Carolina (11/30/15)
	1.000	(4-4)	CHATKEVICIUS, L. vs Tulsa (11/23/15)
	1.000	(4-4)	KACINAS, Mindaugas vs Oral Roberts (11/16/15)
	1.000	(3-3)	THORNWELL, Sindarius at Clemson (12/18/15)
	1.000	(3-3)	CARRERA, Michael vs Lipscomb (11/27/15)
	1.000	(3-3)	CHATKEVICIUS, L. vs Lipscomb (11/27/15)
	1.000	(3-3)	CHATKEVICIUS, L. vs Norfolk State (11/14/15)
	1.000	(3-3)	NOTICE, Duane vs Norfolk State (11/14/15)
Rebounds	13		KACINAS, Mindaugas vs Oral Roberts (11/16/15)
	12		CARRERA, Michael vs St. John's (12/22/15)
Assists	7		THORNWELL, Sindarius vs Oral Roberts (11/16/15)
	6		THORNWELL, Sindarius vs Lipscomb (11/27/15)
	6		THORNWELL, Sindarius vs Hofstra (11/22/15)
Steals	5		THORNWELL, Sindarius vs Tulsa (11/23/15)
	4		DOZIER, PJ vs USF (12/5/15)
	4		STROMAN, Marcus vs Western Carolina (11/30/15)
Blocked Shots	3		CHATKEVICIUS, L. vs Drexel (12/15/15)
	3		SILVA, Chris vs USF (12/5/15)
	3		CHATKEVICIUS, L. vs Hofstra (11/22/15)
Turnovers	5		CHATKEVICIUS, L. vs St. John's (12/22/15)
	4		CHATKEVICIUS, L. at Clemson (12/18/15)
	4		THORNWELL, Sindarius vs Lipscomb (11/27/15)

	4	DOZIER, PJ vs Lipscomb (11/27/15)
Fouls	4	CHATKEVICIUS, L. vs St. John's (12/22/15)
	4	CARRERA, Michael vs St. John's (12/22/15)
	4	CARRERA, Michael vs Drexel (12/15/15)
	4	SILVA, Chris vs USF (12/5/15)
	4	CARRERA, Michael vs Lipscomb (11/27/15)
	4	COBB, Eric vs Tulsa (11/23/15)
	4	DOZIER, PJ vs Tulsa (11/23/15)
	4	CARRERA, Michael vs Tulsa (11/23/15)
	4	CHATKEVICIUS, L. vs Tulsa (11/23/15)
	4	STROMAN, Marcus vs Hofstra (11/22/15)
	4	SILVA, Chris vs DePaul (11/20/15)
	4	SILVA, Chris vs Oral Roberts (11/16/15)
Minutes	37	KACINAS, Mindaugas at Clemson (12/18/15)
	33	KACINAS, Mindaugas vs St. John's (12/22/15)
	33	THORNWELL, Sindarius vs Hofstra (11/22/15)
	33	KACINAS, Mindaugas vs DePaul (11/20/15)
	33	KACINAS, Mindaugas vs Oral Roberts (11/16/15)



South Carolina Basketball
South Carolina Opponent High/Low Analysis (as of Dec 29, 2015)
All games

OPPONENT INDIVIDUAL GAME HIGHS

Points	31		Obi Emegano vs Oral Roberts (11/16/15)
	28		GREEN, Juan'ya vs Hofstra (11/22/15)
	21		WILLIAMS, JOSH vs Lipscomb (11/27/15)
	21		OLIVER, Charles vs Norfolk State (11/14/15)
	20		HARRISON, Shaquille vs Tulsa (11/23/15)
Field Goals Made	9		Obi Emegano vs Oral Roberts (11/16/15)
	8		WILLIAMS, JOSH vs Lipscomb (11/27/15)
Field Goal Att.	21		Obi Emegano vs Oral Roberts (11/16/15)
	18		Allen, Tavon vs Drexel (12/15/15)
FG Pct (min 5 made)	.833	(5-6)	JONES, Christian vs St. John's (12/22/15)
	.714	(5-7)	BERNARDI, Brian vs Hofstra (11/22/15)
3-Point FG Made	6		GREEN, Juan'ya vs Hofstra (11/22/15)
	5		WILLIAMS, JOSH vs Lipscomb (11/27/15)
	5		OLIVER, Charles vs Norfolk State (11/14/15)
3-Point FG Att.	13		GREEN, Juan'ya vs Hofstra (11/22/15)
	10		Rhett Harrelson vs Western Carolina (11/30/15)
	10		OLIVER, Charles vs Norfolk State (11/14/15)
3-Pt FG Pct (min 2 made)	.714	(5-7)	WILLIAMS, JOSH vs Lipscomb (11/27/15)
	.667	(4-6)	BERNARDI, Brian vs Hofstra (11/22/15)
Free Throws Made	12		HARRISON, Shaquille vs Tulsa (11/23/15)
	10		Obi Emegano vs Oral Roberts (11/16/15)
Free Throw Att.	16		HARRISON, Shaquille vs Tulsa (11/23/15)
	10		GREEN, Juan'ya vs Hofstra (11/22/15)
	10		Obi Emegano vs Oral Roberts (11/16/15)
FT Pct (min 3 made)	1.000	(10-10)	Obi Emegano vs Oral Roberts (11/16/15)
	1.000	(7-7)	GARRETT, Billy vs DePaul (11/20/15)
	1.000	(5-5)	SHORT, Jeff vs Norfolk State (11/14/15)
	1.000	(4-4)	MORILLO, Nehemias vs USF (12/5/15)
	1.000	(4-4)	Mike Brown vs Western Carolina (11/30/15)
Rebounds	13		COUSINS, Jaleel vs USF (12/5/15)
	11		BLOSSOMGAME, Jaron at Clemson (12/18/15)
Assists	8		MORAN, NATHAN vs Lipscomb (11/27/15)
	7		GREEN, Juan'ya vs Hofstra (11/22/15)
Steals	4		Mike Brown vs Western Carolina (11/30/15)
	3		COUSINS, Jaleel vs USF (12/5/15)
	3		Justin Browning vs Western Carolina (11/30/15)
Blocked Shots	5		NNOKO, Landry at Clemson (12/18/15)
	4		Albert Owens vs Oral Roberts (11/16/15)
Turnovers	7		PETERS, Roddy vs USF (12/5/15)
	6		Torrion Brummitt vs Western Carolina (11/30/15)
Fouls	5		Myles, Tyshawn vs Drexel (12/15/15)
	5		Williams, Austin vs Drexel (12/15/15)
	5		Allen, Terrell vs Drexel (12/15/15)
	5		BRAMMEIER, GEORGE vs Lipscomb (11/27/15)
	5		SWANNEGAN, Brandon vs Tulsa (11/23/15)
	5		CURTIS, Marquel vs Tulsa (11/23/15)
	5		NICHOLS, Malik vs Hofstra (11/22/15)
	5		Brandon Conley vs Oral Roberts (11/16/15)
	5		Aaron Anderson vs Oral Roberts (11/16/15)
	5		TAYLOR, D'Shon vs Norfolk State (11/14/15)
	5		WADE, Jonathan vs Norfolk State (11/14/15)
	5		SHORT, Jeff vs Norfolk State (11/14/15)